

FOR All Areas

P.S.C. Ky. No. 807KAR2:050,20 (6c)

Revision Sheet No. 1

Cancelling P.S.C. Ky. No. 807KAR2:050,20(6c)

Original Sheet No. 1

Pennyrite Rural Electric Coop. Corp.

RULES AND REGULATIONS

POLICY OF THE PENNYRITE RURAL ELECTRIC COOPERATIVE CORPORATION  
P. O. Box 551-2000 Harrison Street, Hopkinsville, Kentucky

*02-40*

With Regard to Underground Facilities

In compliance with the Public Service Commission of the Commonwealth of Kentucky's Administrative Case No. 146, the Pennyrite Rural Electric Cooperative Corporation submits this policy for the installation of underground electric facilities in subdivisions in its area.

DEFINITION

The following words and terms, when used in these rules, shall have the meaning indicated:


Applicant - the developer, builder or other person, partnership, association, corporation or governmental agency applying for the installation of an underground electric distribution system.

Building - a structure enclosed within exterior walls or fire walls built, erected and framed or component structural parts and designated for less than five (5) family occupancy.

Multiple-Occupancy Building - a structure enclosed within exterior walls or fire walls, built, erected and framed of component structural parts and designated to contain five (5) or more individual dwelling units.

Distribution System - electric service facilities consisting of primary and secondary conductors, transformers, and necessary accessories and appurtenances for the furnishing of electric power at utilization voltage.

Commission - the Public Service Commission of Kentucky



DATE OF ISSUE	<u>January</u>	<u>23</u>	<u>1979</u>	DATE EFFECTIVE	<u>February</u>	<u>1</u>	<u>1979</u>
	Month	Day	Year		Month	Day	Year
ISSUED BY	<u><i>R. Leonard</i></u>			TITLE	<u>Manager</u>		
					<u>P. O. Box 551, Hopkinsville, Ky</u>		
					<u>ADDRESS</u>		

FOR All Areas

P.S.C. Ky. No. 807KAR2:050.20 (6c)

Revision          Sheet No. 2

Pennyriple Rural Electric Coop. Corp.

Cancelling P.S.C. Ky. No. 807KAR2:050.20(6c)

Original Sheet No. 2

RULES AND REGULATIONS

Subdivision - the tract of land which is divided into ten (10) or more lots for the construction of new residential buildings, or the land on which is constructed two (2) or more new multiple occupancy buildings.

Utility - the Pennyriple Rural Electric Cooperative Corporation

RIGHTS OF WAY AND EASEMENTS

1. The utility shall construct, own, operate and maintain distribution lines only along easements, public street, roads, and highways which are by legal right accessible to the utility's equipment and which the utility has the legal right to occupy, and on the public lands and private property across which rights of way and easements satisfactory to the utility may be obtained without cost of condemnation by the utility.

2. Rights of way & easements suitable to the utility for the underground distribution facilities must be furnished by the applicant in reasonable time to meet service requirements. The utility will require that the applicant make the area in which the underground distribution facilities are to be located accessible to the utility's equipment, remove all obstructions from such area, stake to show property lines and final grade, perform rough grading to a reasonable approximation of final grade, and maintain clearing and grading during construction by the utility. The utility may require that suitable land rights be granted to it, obligating the applicant and subsequent property owners to provide continuing access to the utility for operation, maintenance or replacement of its facilities, and to prevent any encroachment in the utility's easement or substantial changes in grade or elevation thereof.

*C2-80*

**CHECKED**  
PUBLIC SERVICE COMMISSION  
MAR 21 1979  
by A. Reston  
ENGINEERING DIVISION

DATE OF ISSUE January 23 1979 DATE EFFECTIVE February 1 1979  
Month Day Year Month Day Year

ISSUED BY [Signature] Manager P. O. Box 551, Hopkinsville, Ky

FOR All Areas

P.S.C. Ky. No. 807KAR2:050.20 (6c)

Revision Sheet No. 3

ennyrile Rural Electric Coop. Corp.

Cancelling P.S.C. Ky. No. 807KAR2:050.20(6c)

Original Sheet No. 3

RULES AND REGULATIONS

POLICY FOR UNDERGROUND DISTRIBUTION SYSTEMS WITHIN A NEW SUBDIVISION

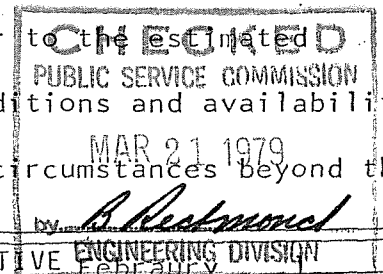
1. Where appropriate contractual arrangements have been made, the utility shall install within the subdivision an underground electric distribution system of sufficient capacity and suitable materials which, in its judgement, will assure that the property owners will receive safe and adequate electric service for the foreseeable future.

2. Facilities required to be underground:

(a) All single phase conductors installed by the utility shall be underground. Appurtenances such as transformers, pedestal-mounted terminals, switching equipment, and meter cabinets will be placed above ground; the differential cost of underground shall be borne by the applicant.

(b) Three (3) phase primary mains or feeders required within a subdivision to supply local distribution or to serve individual three-phase loads may be overhead unless underground is required by governmental authority or chosen by the applicant, in either of which case the differential cost of underground shall be borne by the applicant.

3. If the applicant has complied with the requirements herein and with the utility specifications on file with the Commission, and has given the utility not less than 120 days' written notice prior to the anticipated date of completion (i.e., ready for occupancy) of the first building in the subdivision, the utility shall complete the installation 30 days prior to the estimated completion date. (Subject to weather and ground conditions and availability of materials and barring extraordinary or emergency circumstances beyond the



DATE OF ISSUE January 23 1979 DATE EFFECTIVE February 1979  
Month Day Year Month Day Ye  
ISSUED BY A. B. [Signature] Manager P. O. Box 551, Hopkinsville, T  
TITLE ADDRESS

FOR All Areas

P.S.C. Ky. No. 807KAR2:050.20 (6c)

Revision Sheet No. 4

Cancelling P.S.C. Ky. No. 807KAR2:050.20(6c)

Original Sheet No. 4

ennyrile Rural Electric Coop. Corp.

RULES AND REGULATIONS

reasonable control of the utility.) However, nothing in these regulations shall be interpreted to require the utility to extend service to portions of the subdivisions not under active development.

SCHEDULE OF CHARGES

1. The developer will pay the utility \$2.00 per foot, representing the difference in the cost of overhead and underground distribution primary facilities, non refundable.

2. Should it be the desire of the developer to develop the subdivision by sections, it is recognized that the utility would be required to make expenditures (heavier conductor, and in instances three-phase lines) in advance of their immediate requirements to serve the other portions of the subdivision at a future date, or until the developer desires to complete the undeveloped area, under these conditions, the utility would charge an amount not to exceed  $31\frac{1}{2}$  cents per foot for three phase primary lines, and  $21\frac{1}{2}$  cents per foot for single phase primary lines installed initially. This amount will be paid by the developer in advance of construction, and is not refundable.

3. When a subdivision consisting of 10 or more lots is developed at one time (within 12 months), a deposit of  $31\frac{1}{2}$  cents per foot for three phase primary lines, and  $21\frac{1}{2}$  cents per foot for single phase lines shall be made by developer to be refunded after 12 months' time, provided 70 percent of the lots in the subdivision have been completed and are occupied by permanent residents. In the event the developer fails to meet the 70 percent occupancy schedule at the end of 12 months, then the following refund schedule would apply.

**CHECKED**  
PUBLIC SERVICE COMMISSION  
MAR 21 1979  
by B. Redmond  
ENGINEERING DIVISION

*CZ-80*

DATE OF ISSUE January 23 1979 DATE EFFECTIVE February 1 1979  
Month Day Year Month Day Year

ISSUED BY [Signature] Manager P. O. Box 551, Hopkinsville, K.  
ADDRESS

FOR All Areas

P.S.C. Ky. No. 807KAR2:050.20 (6c)

Revision Sheet No. 5

Lennyrile Rural Electric Coop. Corp.

Cancelling P.S.C. Ky. No. 807KAR2:050.20(6c)

Original Sheet No. 5

RULES AND REGULATIONS

REFUND SCHEDULE

1 Year = 70% Permanent Occupancy = 100% Refund

2 Years = 80% Permanent Occupancy = 60% Refund


3 Years = 90% Permanent Occupancy = 40% Refund

4 Years = 95% Permanent Occupancy = 20% Refund

5 Years = 97% Permanent Occupancy = 10% Refund

4. The developer may open and back fill all trenches to the utility's specification at his expense.
5. In cases where vacant lots are sold to individuals, the developer will incorporate in his restrictions, or will otherwise make it known to the purchaser that the cost of trenching and back filling to the utility's specifications, the service drop will be borne by the individual, or the developer, and that there will be a charge per service by the utility for the installation of the secondary voltage serving line, with the individual or developer doing the trenching and back filling according to the utility's specifications.
6. At the request of the developer, or a municipality, in which the subdivision might be situated, street lighting with its underground lines would be installed with the developer or municipality opening the trench and back filling it to the utility's specifications, without charge by the utility for the installations, provided there is assurance that the street lighting system will remain in service for ten or more years.

*C2-80*



DATE OF ISSUE	<u>January</u>	<u>23</u>	<u>1979</u>	DATE EFFECTIVE	<u>February</u>	<u>1</u>	<u>197</u>
	Month	Day	Year		Month	Day	Year
ISSUED BY	<u><i>[Signature]</i></u>			Manager	<u>P. O. Box 551, Hopkinsville,</u>		
			TITLE		ADDRESS		

FOR All Areas

P.S.C. Ky. No. 807KAR2:050.20 (6c)

Revision Sheet No. 6

Pennyrite Rural Electric Coop. Corp.

Cancelling P.S.C. Ky. No. 807KAR2:050.20(6c)

Original Sheet No. 6

RULES AND REGULATIONS

UNDERGROUND PRIMARY AND TRANSFORMER INSTALLATION REQUIREMENTS IN SUBDIVISIONS

1. The developer will be required to open all trenches and back fill all trenches within P.R.E.C.C. specifications and without cost to P.R.E.C.C. Trenches are to be 48 inches in depth from finish to grade.

2. The developer is to provide a 10 foot easement on all front property lines. Before an easement is designated, all utilities involved should agree on the required easement needed. Also, easements should be stated to include the service to the point of attachment on the individual lots.

3. All the primary underground cables will be in front of the lots within the designated easements.

4. All transformers will be pad mounts located above ground and within the designated easements.

5. Pennyrite will not allow any other utility to be in the same trench with them.

6. The crossings of other utilities are to meet specifications of REA Form 806, January, 1975.

7. All crossings of public streets and private driving areas are to be made in either rigid conduit or PVC Spec 40 conduit which is to be furnished and installed by the developer. The size conduit will be determined by Pennyrite in accordance with the size cable used. A pull rope is to be provided for use in pulling the cable.

8. In the event that any rock, solid or loose, is encountered, the developer to furnish either rigid conduit or PVC Spec 40 conduit and is to be installed

*C280*

CHECKED  
PUBLIC SERVICE COMMISSION  
MAR 21 1979  
by *B. Robinson*  
ENGINEERING DIVISION

DATE OF ISSUE January 23 1979 DATE EFFECTIVE February 1 1979  
Month Day Year Month Day Year

ISSUED BY *B. Robinson* Manager P. O. Box 551, Hopkinsville, Ky.  
ADDRESS

FOR All Areas

P.S.C. Ky. No. 807KAR2:050.20(6c)

Revision Sheet No. 7

Pennyrile Rural Electric Coop. Corp.

Cancelling P.S.C. Ky. No. 807KAR2:050.20(6c)

Revision Sheet No. 7 (Jan. 12, 1979)

RULES AND REGULATIONS

by the developer. A pull rope is to be provided by developer for use in pulling the cable. Size of conduit will be determined by Pennyrile.

9. All areas where cable is to be installed shall have all excavation work done and shall be at finish grade before any work is started.

10. Trenching shall be in a straight line from point to point.

11. All installations required shall conform to Pennyrile Rural Electric's specifications and R.E.A. Form 806, January, 1975.

UNDERGROUND RESIDENTIAL SERVICE POLICY

January 23, 1979

Below is the policy of Pennyrile Rural Electric in regard to underground service.

1. The minimum size entrance that will be served underground is 200 ampere and the maximum is 800 ampere under this policy. All other size and arrangements are to be worked out on their own individual situations by Pennyrile Rural Electric and the customer.

2. The customer will be required to pay the following construction charges. 40 feet will be added to the linear footage for footage to go up pole and up into meter base with service.

Single Phase

Size Entrance

Construction Charge

200 ampere	\$ 69.00
400 ampere	132.00
600 ampere	239.00
800 ampere	239.00

Plus Charge per foot  
(complete length)

\$ .02  
\$ .45  
PUBLIC SERVICE COMMISSION  
\$ .90  
MAR 21 1979  
by A. Restmond  
ENGINEERING DIVISION

DATE OF ISSUE March 12 1979 DATE EFFECTIVE March 12 1979  
Month Day Year Month Day Ye

ISSUED BY [Signature] Manager P. O. Box 551, Hopkinsville, Ky  
TITLE ADDRESS

FOR All Areas

P.S.C. Ky. No. 807KAR2:050.20(6c)

Revision Sheet No. 8

Pennyryle Rural Electric Coop. Corp.

Cancelling P.S.C. Ky. No. 807KAR2:050.20(6c)

Original Sheet No. 8

RULES AND REGULATIONS

Three Phase

<u>Size Entrance</u>	<u>Construction Charge</u>	<u>Plus Charge per foot (complete length)</u>
200 ampere	\$ 78.00	\$ .00
400 ampere	150.00	.95
600 ampere	368.00	1.95
800 ampere	368.00	1.95

3. In no case will an underground service be so long that it sacrificies good design practices.

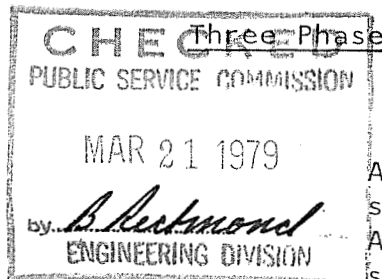
4. The customer may be required to open a trench and install conduit as follows:

(a) The trench is to be opened by the customer and is to be 30 inches deep and wide enough to accomodate the below required PVC, Schedule 40 conduit required sizes for the respective entrance sizes.

Single Phase

<u>Size Entrance</u>	<u>Size Required PVC Schedule 40, Conduit</u>
----------------------	---

200 ampere	2 inch	
400 ampere	3 inch	
600 ampere	Arrangement worked out for each individual service	
800 ampere	Arrangement worked out for each individual service	
200 ampere	3 inch	
400 ampere	4 inch	
600 ampere	Arrangement worked out for each individual service	
800 ampere	Arrangement worked out for each individual service	



*Handwritten initials: EVIP*

DATE OF ISSUE January 23 1979 DATE EFFECTIVE February 1 1979  
Month Day Year Month Day Year

ISSUED BY [Signature] Manager P. O. Box 551, Hopkinsville, Ky.  
TITLE ADDRESS



FOR All Areas

P.S.C. Ky. No. 807KAR2:050.20(6c)

Revision          Sheet No. 9

Cancelling P.S.C. Ky. No. 807KAR2:050.20(6c)

Original Sheet No. 9

Pennyrile Rural Electric Coop. Corp.

RULES AND REGULATIONS

(b) The above conduit is to be continuous from the meter base or switchbox where applicable to the base of Pennyrile's pole. At the pole a 90° PVC Schedule 40 elbow turned toward the top of the pole will be required. A wire or rope is to be installed in the conduit so that Pennyrile can pull its cable through the conduit. The turns at the pole base and at the entrance are to be PVC, sweeping ELL's conduit fittings and not plumbing fittings.

(c) ABS, Schedule 40 conduit can be used instead of PVC, Schedule 40 for below ground level. It cannot be used above ground level such as continuing into a meter base.

(d) Where road crossings are necessary the customer will be required to meet any special installation requirements designated by Pennyrile.

(e) The trench is to be closed by the customer but not before Pennyrile has installed its cable in the conduit.

(f) The location of the trench will be designated by Pennyrile. The trench is to be a straight line from the pole to the entrance location.

5. The entrance and meter location will be designated by Pennyrile for all services.

6. The entrance and meter base will be installed by the customer. Entrance above 400 ampere that are to be metered with C. T.'s rather than a meter base will have these arrangements worked out with Pennyrile before the installation is installed.

7. No other utility is to be in the same trench with the electrical service with the exception of a telephone service drop to a residence. Telephone service drop to be a minimum of 12 inches above conduit.

*22-80*  
**CHECKED**  
PUBLIC SERVICE COMMISSION  
MAR 21 1979  
by *B. Redmond*  
ENGINEERING DIVISION

DATE OF ISSUE January 23 1979 DATE EFFECTIVE February 1 1979  
Month Day Year Month Day Year

ISSUED BY *J. B. [Signature]* Manager P. O. Box 551, Hopkinsville, Ky.  
TITLE ADDRESS

FOR All Areas

P.S.C. Ky. No. 807KAR2:050.20(6c)

Revision Sheet No. 10

Pennyrite Rural Electric Coop. Corp.

Cancelling P.S.C. Ky. No. 807KAR2:050.20(6c)

Original Sheet No. 10

RULES AND REGULATIONS

8. The entrance and meter base will be installed in accordance to the National Electrical Code and Pennyrite Rural Electric specifications.

9. A customer requesting underground service and also a temporary service will pay the usual \$25.00 temporary service fee. This fee will not be refunded. This includes all electric homes.

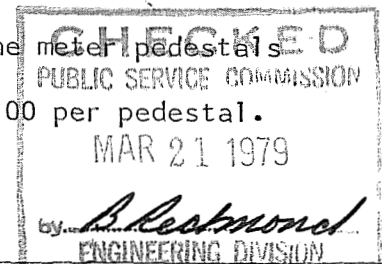
10. The underground service will not be run until the release and ready card had been turned in and the trench is dug, conduit in place, and permanent connection can be made. In the event that Pennyrite had been told by customer that everything is ready and the line crew finds it is not when they get to the job, the customer will be billed for all additional time, mileage and overhead after the first trip.

UNDERGROUND POLICY  
FOR  
MOBILE HOME PARKS  
(Trailer Courts)  
February 16, 1973

- Requirements:
- To qualify for electric service under the Underground Policy for Mobile Home Parks; the proposed park must consist of four or more mobile homes. A plat of the proposed park showing all lots, lot numbers, and dimensions must be submitted to Pennyrite Rural Electric.
  - This policy applies only to secondary underground service. All required primary lines and transformers are to be overhead.

- Cost:
- The Mobile Home Park developer will purchase the meter pedestals from Pennyrite Rural Electric at a cost of \$75.00 per pedestal. This cost is to be paid in advance.

*C2-80*



DATE OF ISSUE	January	23	1979	DATE EFFECTIVE	February	1	1979
	Month	Day	Year		Month	Day	Ye
ISSUED BY	<i>[Signature]</i>			TITLE	P. O. Box 551, Hopkinsville, Ky. 4224		
			Manager		ADDRESS		

Pennyrile Rural Electric Coop. Corp.

RULES AND REGULATIONS

3. The meter pedestals will be owned by the developer and it will be his responsibility to maintain the pedestal and associated equipment with the exception of the meter base, meter, and point of connection. These will be Pennyrile's responsibility.

Specification: 1. All pedestals will have one 200 ampere main breaker, 100 ampere sub-breaker, 50 ampere sub-breaker with 50 ampere recepticle.

Installation: 1. The developer will be required to open and close a 30 inch deep trench at his expense. At each pedestal location, the developer will be required to provide a 30 inch deep, 18 inch by 6 inch opening for the pedestal. The location of the trench and pedestal will be designated by Pennyrile.

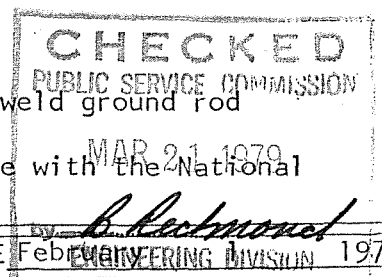
2. In the event that rock is encountered a 4 inch conduit with a pull rope will have to be provided by the developer. The 4 inch conduit can be either rigid or PVC Grade 40. Special requirements will be met where there is rock at the pedestal location.

3. Any location where the cable will cross a road the same conduit will have to be provided by the developer.

4. Only Pennyrile's cable can be in the trench. At crossings of other utilities there must be one foot separation between the other utility and Pennyrile's cable with Pennyrile's cable on the bottom.

5. The developer will be required to install a copperweld ground rod 8 foot by 5/8 inch and properly ground pedestal in accordance with the National Electrical Code.

*C2-80*



DATE OF ISSUE January 23 1979 DATE EFFECTIVE February 1979  
Month Day Year Month Day Year

ISSUED BY [Signature] Manager P. O. Box 551, Hopkinsville, Ky. 42241

FOR All Areas

P.S.C. Ky. No. 807KAR2:050.20(6c)

Revision \_\_\_\_\_ Sheet No. 12

Pennyrile Rural Electric Coop. Corp.

Cancelling P.S.C. Ky. No. 807KAR2:050.20(6c)

Revision \_\_\_\_\_ Sheet No. 12 (Jan. 12, 1979)

RULES AND REGULATIONS

6. Pennyrile will install the cable and meter pedestal. The pedestal will be brought to the site at the time of installation.

Inspection: 1. The installation will be required to be inspected by the electrical inspector so as to insure that the customer's wiring is correctly installed and that the installation is properly grounded in accordance with the National Electrical Code. The inspection fee will be \$2.00. At least ten installations will have to be ready before they will be inspected.

Other: 1. All electric services will be subject to the rules and regulations of Pennyrile Rural Electric in addition to the above requirements.

*C2-80*



DATE OF ISSUE	<u>March</u>	<u>12</u>	<u>1979</u>	DATE EFFECTIVE	<u>March</u>	<u>12</u>	<u>1979</u>
	Month	Day	Year		Month	Day	Year
ISSUED BY	<u><i>John B. Brown</i></u>			TITLE	<u>P.O. Box 551, Hopkinsville, Ky. 422</u>		
			Manager				ADDRESS

SUMMARY OF CHANGES AND COST COMPARISONS

POLICY FOR UNDERGROUND DISTRIBUTION SYSTEMS WITHIN A NEW SUBDIVISION

No change - no additional information due to no additional installations

UNDERGROUND PRIMARY AND TRANSFORMER INSTALLATIONS IN SUBDIVISIONS

No change - no additional information due to no additional installations

UNDERGROUND RESIDENTIAL SERVICE POLICY

200 ampere service cost

NOTE: Underground services are 40 feet longer than comparable overhead services due to extra length up pole and into meter base

Overhead Service Less Wire

<u>UNIT</u>	<u>NO.</u>	<u>MAT. UNIT</u>	<u>MAT. TOTAL</u>	<u>LABOR UNIT</u>	<u>LABOR TOTAL</u>
K11X	1	\$ 5.41	\$ 5.41	\$ 4.98	\$ 4.98
K17X	1	4.98	4.98	3.66	3.66
VE1-1	1	10.25	10.25	22.79	22.79
F1-1	1	7.26	<u>7.26</u>	28.27	<u>28.27</u>
			\$27.90		\$59.70
				Total O.H.	\$87.60

UNDERGROUND SERVICE LESS WIRE  
(except for extra 40')

<u>UNIT</u>	<u>NO.</u>	<u>MAT. UNIT</u>	<u>MAT. TOTAL</u>	<u>LABOR UNIT</u>	<u>LABOR TOTAL</u>
UN6-9	1	\$43.26	\$43.26	\$44.67	\$44.67
UM8-2	1	2.34	2.34	16.48	16.48
UP-2	1	12.32	12.32	8.62	8.62
#1/0 U.G.					
TPLX	40'	.40404	<u>16.16</u>	.32525	<u>13.01</u>
			\$74.08		\$82.78
				Total U.G.	\$156.86

C2-80

Underground     \$156.86  
 Overhead         87.60  
                      \$69.26                     Use \$69.00

	<u>MATERIAL</u>	<u>LABOR</u>	<u>TOTAL</u>	
# 1/0 U.G. TPLX	\$.40404	\$.32525	\$.72929	
# 1/0 O.H. TPLX	.38246	.32525	<u>.70771</u>	
			\$.02158	Use \$.02

400 ampere service cost

NOTE: Underground services are 40 feet longer than comparable overhead services due to extra length up pole and into meter base.

<u>Overhead Service Less Wire</u>					
<u>UNIT</u>	<u>NO.</u>	<u>MAT. UNIT</u>	<u>MAT. TOTAL</u>	<u>LAB. UNIT</u>	<u>LAB. TOTAL</u>
K11X	1	\$5.41	\$5.41	\$4.98	\$4.98
K17X	1	4.98	4.98	3.66	3.66
VE1-1	1	10.25	10.25	22.79	22.79
F1-1	1	7.26	<u>7.26</u>	28.27	<u>28.27</u>
			\$27.90		\$59.70
					Total O.H. \$87.60

<u>Underground Service Less Wire</u> (except for extra 40')					
<u>UNIT</u>	<u>NO.</u>	<u>MAT. UNIT</u>	<u>MAT. TOTAL</u>	<u>LAB. UNIT</u>	<u>LAB. TOTAL</u>
UM6-9	1	\$43.26	\$43.26	\$44.67	\$44.67
UM8-4	1	4.23	4.23	32.21	32.21
UP-4	1	21.19	21.19	14.86	14.86
# 350 U.G. TPLX	40'	1.14658	<u>45.86</u>	.35235	<u>14.09</u>
			\$114.54		\$105.83
					Total U.G. \$220.37

Underground     \$220.37  
 Overhead         87.60  
                      \$132.77                     Use \$132.00

	<u>MATERIAL</u>	<u>LABOR</u>	<u>TOTAL</u>	
# 350 U.G. TPLX	\$1.14658	\$.35235	\$1.49893	
# 4/0 O.H. TPLX	.69283	.33880	<u>1.03163</u>	
			\$.46730	Use \$.45

600 and 800 ampere service cost

NOTE: Underground services are 40 feet longer than comparable overhead services due to extra length up pole and into meter base. Both overhead and underground triplexes are paralleled making 80 ft. extra underground.

<u>Overhead Service Less Wire</u>					
<u>UNIT</u>	<u>NO.</u>	<u>MAT. UNIT</u>	<u>MAT. TOTAL</u>	<u>LAB. UNIT</u>	<u>LAB. TOTAL</u>
K14X	2	\$4.90	\$9.80	\$9.02	\$18.04
K17X	2	4.98	9.96	3.66	7.32
VE1-1	1	10.25	10.25	22.79	22.79
F1-1	1	7.26	<u>7.26</u>	28.27	<u>28.27</u>
			\$37.27		\$76.42
					Total O.H. \$113.69

02-80

Underground Service Less Wire  
(except for extra 80')

<u>UNIT</u>	<u>NO.</u>	<u>MAT. UNIT</u>	<u>MAT. TOTAL</u>	<u>LAB. UNIT</u>	<u>LAB. TOTAL</u>
UM6-9	1	\$43.26	\$43.26	\$44.67	\$44.67
UM8-4	2	4.23	8.46	32.21	64.42
UP-4	2	21.19	42.38	14.86	29.72
# 350 U.G. TPLX	80'	1.14658	91.73	.35235	28.19
			<u>\$185.83</u>		<u>\$167.00</u>

Total U.G. \$352.83

Underground \$352.83  
Overhead 113.69  
\$239.14

Use \$239.00

	<u>MATERIAL</u>	<u>LABOR</u>	<u>TOTAL</u>	
# 350 U.G. TPLX (2 runs)	\$2.29316	\$.70470	\$2.99786	
# 4/0 O.H. TPLX (2 runs)	1.38566	.67760	<u>2.06326</u>	
			<u>\$.93460</u>	Use \$.90

200 ampere three phase service cost

NOTE: Underground services are 40 feet longer than comparable overhead services due to extra length up pole and into meter base.

Overhead 3Ø Service less wire

<u>UNIT</u>	<u>NO.</u>	<u>MAT. UNIT</u>	<u>MAT. TOTAL</u>	<u>LAB. UNIT</u>	<u>LAB. TOTAL</u>
K14X	1	\$4.90	\$4.90	\$9.02	\$9.02
K17X	1	4.98	4.98	3.66	3.66
VE1-1	1	10.25	10.25	22.79	22.79
F1-1	1	7.26	7.26	28.27	28.27
			<u>\$27.39</u>		<u>\$63.74</u>

Total O.H. \$91.13

Underground 3Ø Service less wire  
(except for extra 40')

<u>UNIT</u>	<u>NO.</u>	<u>MAT. UNIT</u>	<u>MAT. TOTAL</u>	<u>LAB. UNIT</u>	<u>LAB. TOTAL</u>
UM6-9	1	\$43.26	\$43.26	\$44.67	\$44.67
UM8-2X	1	3.12	3.12	16.48	16.48
UP-2X	1	4.97	4.97	8.62	8.62
# 1/0 U.G. TPLX	40'	.40404	16.16	.32525	13.01
# 1/0 U.G. Single	40'	.14788	5.92	.32525	13.01
			<u>\$73.43</u>		<u>\$95.79</u>

Total U.G. \$169.22

Underground \$169.22  
Overhead 91.13  
\$78.09

Use \$78.00

	<u>MATERIAL</u>	<u>LABOR</u>	<u>TOTAL</u>	
# 1/0 U. G. TPLX	.40404	.32525	.72929	
# 1/0 U. G. Single	.14788	.32525	<u>.47313</u>	
			1.20242	
# 4/0 QUADPLX	.92302	.35235	<u>1.27537</u>	
			<u>(\$ .07295)</u>	Use \$.00

*C2-80*

400 ampere three phase service cost

NOTE: Underground services are 40 feet longer than comparable overhead services due to extra length up pole and into meter base.

Overhead 3Ø Service less wire

<u>UNIT</u>	<u>NO.</u>	<u>MAT. UNIT</u>	<u>MAT. TOTAL</u>	<u>LAB. UNIT</u>	<u>LABOR TOTAL</u>
K14X	1	\$ 4.90	\$ 4.90	\$ 9.02	\$ 9.02
K17X	1	4.98	4.98	3.66	3.66
VE1-1	1	10.25	10.25	22.79	22.79
F1-1	1	7.26	7.26	28.27	28.27
			<u>\$27.39</u>		<u>63.74</u>

Total O.H. \$ 91.13

Underground 3Ø Service less wire  
(except for extra 40')

<u>UNIT</u>	<u>NO.</u>	<u>MAT. UNIT</u>	<u>MAT. TOTAL</u>	<u>LAB. UNIT</u>	<u>LABOR TOTAL</u>
UM6-9	1	\$ 43.26	\$ 43.26	\$ 44.67	\$ 44.67
UM8-4X	1	5.64	5.64	27.37	27.37
UP-4X	1	16.80	16.80	13.35	13.35
# 350 U.G.Tp	40'	1.14658	45.86	.35235	14.09
# 350 U.G. Single	40'	.49069	19.63	.26488	10.60
			<u>\$131.19</u>		<u>\$110.08</u>

Total U.G. \$241.27

Underground	\$241.27	
Overhead	<u>91.13</u>	
	<u>\$150.14</u>	Use \$150.00

	<u>Material</u>	<u>Labor</u>	<u>Total</u>	
350 U.G. TPLX	1.14658	.35235	1.49893	
350 U.G. Single	.49069	.26488	<u>.75557</u>	
			2.25450	
# 4/0 Quadplex	.92302	.35235	<u>1.27537</u>	
			.97913	Use \$ .95

600 and 800 ampere three phase service cost

Note: Underground services are 40 feet longer than comparable overhead services due to extra length up pole and into meter base. Overhead quadr@plex is paralleled; underground triplex plus single cable is paralleled.

Overhead 3Ø Service less wire

<u>UNIT</u>	<u>NO.</u>	<u>MAT. UNIT</u>	<u>MAT. TOTAL</u>	<u>LAB. UNIT</u>	<u>LAB. TOTAL</u>
K14X	2	\$ 4.90	\$ 9.80	\$ 9.02	\$ 18.04
K17X	2	4.98	9.96	3.66	7.32
VE1-1	1	10.25	10.25	22.79	22.79
F1-1	1	7.26	7.26	28.27	28.27
			<u>\$37.27</u>		<u>\$ 76.42</u>

Total O. H. \$113.69

C2-80



Underground 3Ø Service less wire  
(except for extra 80')

<u>UNIT</u>	<u>NO.</u>	<u>MAT. UNIT</u>	<u>MAT. TOTAL</u>	<u>LAB. UNIT</u>	<u>LAB. TOTAL</u>
UM6-9	2	\$ 43.26	\$ 86.52	\$ 44.67	\$ 89.34
UM8-4X	2	5.64	11.28	27.37	54.74
UP-4X	2	16.80	33.60	13.35	26.70
#350 U.G. TPLX 80		1.14658	91.73	.35235	28.19
#350 U.G. Single 80		.49069	39.26	.26488	21.19
			<u>\$262.39</u>		<u>\$220.16</u>

Total U.G. \$482.55

Underground	\$482.55	
Overhead	<u>113.69</u>	
	\$368.86	Use \$368.00

	<u>Material</u>	<u>Labor</u>	<u>Total</u>
350 U.G. TPLX (2 runs)	2.29316	.70470	2.99786
350 U.G. TPLX Single (2 runs)	.98138	.52976	<u>1.51114</u>
			4.50900
# 4/0 Quadplex (2 runs)	1.84604	.70470	<u>2.55074</u>
			1.95826 Use \$1.95

Paragraph 7 - Allows a telephone service drop to be in trench above electrical conduit.

Underground Policy for Mobile Home Parks

NO CHANGE - No additional information due to no additional installation.

e2-80