

DELTA NATURAL GAS COMPANY, INC.
Name of Issuing Corporation

FOR All Service Areas
P.S.C. NO. 9
Fourteenth Revised SHEET NO. 2
CANCELLING P.S.C. NO. 9
Thirteenth Revised SHEET NO. 2

CLASSIFICATION OF SERVICE
RATE SCHEDULES

RESIDENTIAL

APPLICABILITY

Applicable within all areas served by Delta. See Tariff Sheet No. 16.

AVAILABILITY

Available for use by residential customers.


CHARACTER OF SERVICE

Firm - within the reasonable limits of the Company's capability to provide such service.

RATES

	Base Rate +	Gas Cost Recovery Rate (GCR) ** =	Total Rate	
Customer Charge	\$ 8.00		\$ 8.00	
All Mcf	\$ 3.6224	\$5.1902	\$ 8.8126	(I)

** The "Gas Cost Recovery Rate (GCR)" as shown above, is an adjustment per Mcf determined in accordance with the "Gas Cost Adjustment Clause" as set forth on Sheets No. 10 and 11 of this tariff.



PUBLIC SERVICE COMMISSION
OF KENTUCKY
EFFECTIVE

AUG 01 2002

PURSUANT TO 807 KAR 5:011.
SECTION 9 (1)

BY Stanford Bell
SECRETARY OF THE COMMISSION

DATE OF ISSUE July 16, 2002 DATE EFFECTIVE August 1, 2002 (Final Meter Reads)
ISSUED BY Glenn R. Jennings Glenn R. Jennings TITLE President
Name of Officer
Issued by authority of an Order of the Public Service Commission of KY in
CASE NO. 2002-00241 DATED July 15, 2002

FOR All Service Areas
 P.S.C. NO. 9
Thirteenth Revised SHEET NO. 2
 CANCELLING P.S.C. NO. 9
Twelfth Revised SHEET NO. 2

DELTA NATURAL GAS COMPANY, INC.
 Name of Issuing Corporation

CLASSIFICATION OF SERVICE
RATE SCHEDULES

RESIDENTIAL

APPLICABILITY

Applicable within all areas served by Delta. See Tariff Sheet No. 16.

AVAILABILITY

Available for use by residential customers.


CHARACTER OF SERVICE

Firm - within the reasonable limits of the Company's capability to provide such service.

RATES

	<u>Base Rate</u> +	Gas Cost Recovery Rate (GCR) ** =	<u>Total Rate</u>	
Customer Charge	\$ 8.00		\$ 8.00	
All Mcf	\$ 3.6224	\$4.9206	\$ 8.5430	(R)

** The "Gas Cost Recovery Rate (GCR)" as shown above, is an adjustment per Mcf determined in accordance with the "Gas Cost Adjustment Clause" as set forth on Sheets No. 10 and 11 of this tariff.



PUBLIC SERVICE COMMISSION
 OF KENTUCKY
 EFFECTIVE

MAY 01 2002

PURSUANT TO 807 KAR 5011,
 SECTION 9(1)
 by Stephan D. Bell
 SECRETARY OF THE COMMISSION

DATE OF ISSUE April 22, 2002 DATE EFFECTIVE May 1, 2002 (Final Meter Reads)
ISSUED BY Glenn R. Jennings TITLE President
 Name of Officer
 Issued by authority of an Order of the Public Service Commission of KY in
CASE NO. 2002-0098 DATED April 18, 2002

DELTA NATURAL GAS COMPANY, INC.
Name of Issuing Corporation

FOR All Service Areas
P.S.C. NO. 9
Twelfth Revised SHEET NO. 2
CANCELLING P.S.C. NO. 9
Eleventh Revised SHEET NO. 2

CLASSIFICATION OF SERVICE
RATE SCHEDULES

RESIDENTIAL

APPLICABILITY

Applicable within all areas served by Delta. See Tariff Sheet No. 16.

AVAILABILITY

Available for use by residential customers.

CHARACTER OF SERVICE

Firm - within the reasonable limits of the Company's capability to provide such service.

RATES

	Base Rate +	Gas Cost Recovery Rate (GCR) ** =	Total Rate	
Customer Charge	\$ 8.00		\$ 8.00	
All Mcf	\$ 3.6224	\$5.3142	\$ 8.9366	(R)

** The "Gas Cost Recovery Rate (GCR)" as shown above, is an adjustment per Mcf determined in accordance with the "Gas Cost Adjustment Clause" as set forth on Sheets No. 10 and 11 of this tariff.



PUBLIC SERVICE COMMISSION
OF KENTUCKY
EFFECTIVE

FEB 01 2002

PURSUANT TO 807 KAR 5.011,
SECTION 9(1)
BY: Stephan C. Bell
SECRETARY OF THE COMMISSION

DATE OF ISSUE January 25, 2002 DATE EFFECTIVE February 1, 2002 (Final Meter Reads)
ISSUED BY Glenn R. Jennings Glenn R. Jennings TITLE President
Name of Officer
Issued by authority of an Order of the Public Service Commission of KY in
CASE NO. 99-176-L DATED January 23, 2002

DELTA NATURAL GAS COMPANY, INC.
Name of Issuing Corporation

FOR All Service Areas
P.S.C. NO. 9
Eleventh Revised SHEET NO. 2
CANCELLING P.S.C. NO. 9
Tenth Revised SHEET NO. 2

CLASSIFICATION OF SERVICE
RATE SCHEDULES

RESIDENTIAL

APPLICABILITY

Applicable within all areas served by Delta. See Tariff Sheet No. 16.

AVAILABILITY

Available for use by residential customers.

CHARACTER OF SERVICE

Firm - within the reasonable limits of the Company's capability to provide such service.

RATES

	<u>Base Rate</u> +	<u>Gas Cost Recovery Rate (GCR) **</u>	=	<u>Total Rate</u>	
Customer Charge	\$ 8.00			\$ 8.00	
All Mcf	\$ 3.6224	\$5.4922		\$ 9.1146	(R)

** The "Gas Cost Recovery Rate (GCR)" as shown above, is an adjustment per Mcf determined in accordance with the "Gas Cost Adjustment Clause" as set forth on Sheets No. 10 and 11 of this tariff.

PUBLIC SERVICE COMMISSION
OF KENTUCKY
EFFECTIVE

NOV 01 2001

PURSUANT TO 807 KAR 5011.
SECTION 9(1)

BY: Stephan D. Bell
SECRETARY OF THE COMMISSION

DATE OF ISSUE October 30, 2001 DATE EFFECTIVE November 1, 2001 (Final Meter Reads)
ISSUED BY Glenn R. Jennings *Glenn R. Jennings* TITLE President
Name of Officer
Issued by authority of an Order of the Public Service Commission of KY in
CASE NO. 1999-176 K DATED October 26, 2001

C2/02

DELTA NATURAL GAS COMPANY, INC.
Name of Issuing Corporation

FOR All Service Areas
P.S.C. NO. 9
Fourteenth Revised SHEET NO. 3
CANCELLING P.S.C. NO. 9
Thirteenth Revised SHEET NO. 3

CLASSIFICATION OF SERVICE
RATE SCHEDULES

SMALL NON-RESIDENTIAL GENERAL SERVICE *

APPLICABILITY

Applicable within all areas served by Delta. See Tariff Sheet No. 16.

AVAILABILITY

Available for use by small non-residential customers.

CHARACTER OF SERVICE

Firm - within the reasonable limits of the Company's capability to provide such service.

CANCELLED
NOV 2002

RATES

	Base Rate +	Gas Cost Recovery Rate (GCR) ** =	Total Rate	
Customer Charge	\$ 17.00	.	\$ 17.00	
.1 - 200 Mcf	\$ 3.6224	\$5.1902	\$ 8.8126/Mcf	(I)
200.1 - 1000 Mcf	\$ 2.4000	\$5.1902	\$ 7.5902/Mcf	(I)
Over 1000 Mcf	\$ 2.0495	\$5.1902	\$ 7.2397/Mcf	(I)

TERMS AND CONDITIONS

For a customer that is utilizing transportation service and has underdeliveries of transportation gas to Delta's system, and/or requests to revert to the General Service or Interruptible Service rate schedule, Delta may require a written contract providing for a continuance of service under the General Service or Interruptible Service rate schedule for a minimum term of twelve months beginning with the date service reverts to the General Service or Interruptible Service rate schedule.

* Meter no larger than AL425

** The "Gas Cost Recovery Rate (GCR)" as shown above, is an adjustment per Mcf determined in accordance with the "Gas Cost Adjustment Clause" as set forth on Sheets No. 10 and 11 of this tariff.

PUBLIC SERVICE COMMISSION
OF KENTUCKY
EFFECTIVE
AUG 01 2002

PURSUANT TO 807 KAR 5:011.
SECTION 9 (1)

DATE OF ISSUE July 16, 2002 DATE EFFECTIVE August 1, 2002
ISSUED BY Glenn R. Jennings TITLE SECRETARY OF THE COMMISSION
Name of Officer

Issued by authority of an Order of the Public Service Commission of KY in
CASE NO. 2002-00241 DATED July 15, 2002

DELTA NATURAL GAS COMPANY, INC.
Name of Issuing Corporation

FOR All Service Areas
P.S.C. NO. 9
Thirteenth Revised SHEET NO. 3
CANCELLING P.S.C. NO. 9
Twelfth Revised SHEET NO. 3

CLASSIFICATION OF SERVICE
RATE SCHEDULES

SMALL NON-RESIDENTIAL GENERAL SERVICE *

APPLICABILITY

Applicable within all areas served by Delta. See Tariff Sheet No. 16.

AVAILABILITY

Available for use by small non-residential customers.

CANCELLED
AUG 2002

CHARACTER OF SERVICE

Firm - within the reasonable limits of the Company's capability to provide such service.

RATES

	Base Rate +	Gas Cost Recovery Rate (GCR) ** =	Total Rate
Customer Charge	\$ 17.00		\$ 17.00
.1 - 200 Mcf	\$ 3.6224	\$4.9206	\$ 8.5430/Mcf (R)
200.1 - 1000 Mcf	\$ 2.4000	\$4.9206	\$ 7.3206/Mcf (R)
Over 1000 Mcf	\$ 2.0495	\$4.9206	\$ 6.9701/Mcf (R)

TERMS AND CONDITIONS

For a customer that is utilizing transportation service and has underdeliveries of transportation gas to Delta's system, and/or requests to revert to the General Service or Interruptible Service rate schedule, Delta may require a written contract providing for a continuance of service under the General Service or Interruptible Service rate schedule for a minimum term of twelve months beginning with the date service reverts to the General Service or Interruptible Service rate schedule.

* Meter no larger than AL425

** The "Gas Cost Recovery Rate (GCR)" as shown above, is an adjustment per Mcf determined in accordance with the "Gas Cost Adjustment Clause" set forth on Sheets No. 10 and 11 of this tariff.

PUBLIC SERVICE COMMISSION
OF KENTUCKY
EFFECTIVE

MAY 1 2002

DATE OF ISSUE April 22, 2002 DATE EFFECTIVE May 1, 2002 (Final Meter Reads)
ISSUED BY Glenn R. Jennings *Glenn R. Jennings* TITLE President
Name of Officer

Issued by authority of an Order of the Public Service Commission of KY in
CASE NO. 2002-0098 DATED April 18, 2002

DELTA NATURAL GAS COMPANY, INC.
Name of Issuing Corporation

FOR All Service Areas
P.S.C. NO. 9
Twelfth Revised SHEET NO. 3
CANCELLING P.S.C. NO. 9
Eleventh Revised SHEET NO. 3

CLASSIFICATION OF SERVICE
RATE SCHEDULES

SMALL NON-RESIDENTIAL GENERAL SERVICE *

APPLICABILITY

Applicable within all areas served by Delta. See Tariff Sheet No. 16.

AVAILABILITY

Available for use by small non-residential customers.

CHARACTER OF SERVICE

Firm - within the reasonable limits of the Company's capability to provide such service.

CANCELLED
MAY 2002

RATES

	Base Rate +	Gas Cost Recovery Rate (GCR) ** =	Total Rate
Customer Charge	\$ 17.00		\$ 17.00
.1 - 200 Mcf	\$ 3.6224	\$5.3142	\$ 8.9366/Mcf (R)
200.1 - 1000 Mcf	\$ 2.4000	\$5.3142	\$ 7.7142/Mcf (R)
Over 1000 Mcf	\$ 2.0495	\$5.3142	\$ 7.3637/Mcf (R)

TERMS AND CONDITIONS

For a customer that is utilizing transportation service and has underdeliveries of transportation gas to Delta's system, and/or requests to revert to the General Service or Interruptible Service rate schedule, Delta may require a written contract providing for a continuance of service under the General Service or Interruptible Service rate schedule for a minimum term of twelve months beginning with the date service reverts to the General Service or Interruptible Service rate schedule.

PUBLIC SERVICE COMMISSION
OF KENTUCKY
EFFECTIVE

* Meter no larger than AL425

** The "Gas Cost Recovery Rate (GCR)" as shown above, is an adjustment per Mcf determined in accordance with the "Gas Cost Adjustment Clause" as set forth on Sheets No. 10 and 11 of this tariff.

PURSUANT TO 807 KAR 0011,
SECTION 9 (1)

BY: *Stephan E...*

SECRETARY OF THE COMMISSION (Final Meter Reads)

DATE OF ISSUE January 25, 2002 DATE EFFECTIVE February 1, 2002
ISSUED BY Glenn R. Jennings *Glenn R. Jennings* TITLE President
Name of Officer

Issued by authority of an Order of the Public Service Commission of KY in
CASE NO. 99-176-L DATED January 23, 2002

FOR All Service Areas
P.S.C. NO. 9
Eleventh Revised SHEET NO. 3
CANCELLING P.S.C. NO. 9
Tenth Revised SHEET NO. 3

DELTA NATURAL GAS COMPANY, INC.
Name of Issuing Corporation

CLASSIFICATION OF SERVICE
RATE SCHEDULES

SMALL NON-RESIDENTIAL GENERAL SERVICE *

APPLICABILITY

Applicable within all areas served by Delta. See Tariff Sheet No. 16.

AVAILABILITY

Available for use by small non-residential customers.

CHARACTER OF SERVICE

Firm - within the reasonable limits of the Company's capability to provide such service.

RATES

	Base Rate +	Gas Cost Recovery Rate (GCR) ** =	Total Rate	
Customer Charge	\$ 17.00		\$ 17.00	
.1 - 200 Mcf	\$ 3.6224	\$5.4922	\$ 9.1146/Mcf	(R)
200.1 - 1000 Mcf	\$ 2.4000	\$5.4922	\$ 7.8922/Mcf	(R)
Over 1000 Mcf	\$ 2.0495	\$5.4922	\$ 7.5417/Mcf	(R)

TERMS AND CONDITIONS

For a customer that is utilizing transportation service and has underdeliveries of transportation gas to Delta's system, and/or requests to revert to the General Service or Interruptible Service rate schedule, Delta may require a written contract providing for a continuance of service under the General Service or Interruptible Service rate schedule for a minimum term of twelve months beginning with the date service reverts to the General Service or Interruptible Service rate schedule. PUBLIC SERVICE COMMISSION KENTUCKY EFFECTIVE

* Meter no larger than AL425

** The "Gas Cost Recovery Rate (GCR)" as shown above, is an adjustment per Mcf determined in accordance with the "Gas Cost Adjustment Clause" as set forth on Sheets No. 10 and 11 of this tariff.

NOV 01 2001

BY [Signature]
SECRETARY

DATE OF ISSUE October 30, 2001 DATE EFFECTIVE November 1, 2001 (Final Meter Reads)

ISSUED BY Glenn R. Jennings [Signature] TITLE President
Name of Officer

Issued by authority of an Order of the Public Service Commission of KY in
CASE NO. 1999-176 K DATED October 26, 2001

ca/oa

FOR All Service Areas
P.S.C. NO. 9
Fourteenth Revised SHEET NO. 4
CANCELLING P.S.C. NO. 9
Thirteenth Revised SHEET NO. 4

DELTA NATURAL GAS COMPANY, INC.
Name of Issuing Corporation

CLASSIFICATION OF SERVICE
RATE SCHEDULES

LARGE NON-RESIDENTIAL GENERAL SERVICE *

APPLICABILITY

Applicable within all areas served by Delta. See Tariff Sheet No. 16.

AVAILABILITY

Available for use by large non-residential customers.

CHARACTER OF SERVICE

Firm - within the reasonable limits of the Company's capability to provide such service.

RATES

	<u>Base Rate</u> +	<u>Gas Cost Recovery Rate (GCR) **</u>	=	<u>Total Rate</u>	
Customer Charge	\$ 50.00			\$ 50.00	
.1 - 200 Mcf	\$ 3.6224	\$5.1902		\$ 8.8126/Mcf	(I)
200.1 - 1000 Mcf	\$ 2.0063	\$5.1902		\$ 7.1965/Mcf	(I)
1000.1 - 5000 Mcf	\$ 1.3190	\$5.1902		\$ 6.5092/Mcf	(I)
5000.1 - 10000 Mcf	\$ 0.9190	\$5.1902		\$ 6.1092/Mcf	(I)
Over 10,000 Mcf	\$ 0.7190	\$5.1902		\$ 5.9092/Mcf	(I)

CANCELLED
NOV 2002

TERMS AND CONDITIONS

For a customer that is utilizing transportation service and has underdeliveries of transportation gas to Delta's system, and/or requests to revert to the General Service or Interruptible Service rate schedule, Delta may require a written contract providing for a continuance of service under the General Service or Interruptible Service rate schedule for a minimum term of twelve months beginning with the date service reverts to the General Service or Interruptible Service rate schedule.

* Meter larger than AL425

** The "Gas Cost Recovery Rate (GCR)" as shown above, is an adjustment per Mcf determined in accordance with the "Gas Cost Adjustment Clause" as set forth on Sheets No. 10 and 11 of this tariff.

**PUBLIC SERVICE COMMISSION
OF KENTUCKY
EFFECTIVE**

ATIS 01 2002

PURSUANT TO 807 KAR 5.011.
SECTION 9 (1)

DATE OF ISSUE July 16, 2002 DATE EFFECTIVE August 1, 2002
ISSUED BY Glenn R. Jennings *Glenn R. Jennings* TITLE President
Name of Officer

Issued by authority of an Order of the Public Service Commission of KY in
CASE NO. 2002-00241 DATED July 15, 2002

FOR All Service Areas
P.S.C. NO. 9
Tenth Revised SHEET NO. 4
CANCELLING P.S.C. NO. 9
Ninth Revised SHEET NO. 4

DELTA NATURAL GAS COMPANY, INC.
Name of Issuing Corporation

CLASSIFICATION OF SERVICE
RATE SCHEDULES

LARGE NON-RESIDENTIAL GENERAL SERVICE *

APPLICABILITY

Applicable within all areas served by Delta. See Tariff Sheet No. 16.

AVAILABILITY

Available for use by large non-residential customers.

CHARACTER OF SERVICE

Firm - within the reasonable limits of the Company's capability to provide such service.

RATES

	Base Rate +	Gas Cost Recovery Rate (GCR) ** =	Total Rate	
Customer Charge	\$ 50.00		\$ 50.00	
.1 - 200 Mcf	\$ 3.6224	\$5.5682	\$ 9.1906/Mcf	(R)
200.1 - 1000 Mcf	\$ 2.0063	\$5.5682	\$ 7.5745/Mcf	(R)
1000.1 - 5000 Mcf	\$ 1.3190	\$5.5682	\$ 6.8872/Mcf	(R)
5000.1 - 10000 Mcf	\$ 0.9190	\$5.5682	\$ 6.4872/Mcf	(R)
Over 10,000 Mcf	\$ 0.7190	\$5.5682	\$ 6.2872/Mcf	(R)

TERMS AND CONDITIONS

For a customer that is utilizing transportation service and has underdeliveries of transportation gas to Delta's system, and/or requests to revert to the General Service or Interruptible Service rate schedule, Delta may require a written contract providing for a continuance of service under the General Service or Interruptible Service rate schedule for a minimum term of twelve months beginning with the date service reverts to the General Service or Interruptible Service rate schedule.

* Meter larger than AL425

** The "Gas Cost Recovery Rate (GCR)" as shown above, is an adjustment per Mcf determined in accordance with the "Gas Cost Adjustment Clause" as set forth on Sheets No. 10 and 11 of this tariff.

PUBLIC SERVICE COMMISSION
OF KENTUCKY
EFFECTIVE

DATE OF ISSUE July 26, 2001 DATE EFFECTIVE August 1, 2001 (Aug 01 2001)

ISSUED BY Glenn R. Jennings *Glenn R. Jennings* TITLE President
Name of Officer

Issued by authority of an Order of the Public Service Commission of Kentucky

CASE NO. 99-176 J DATED July 24, 2001

PURSUANT TO 807 KAR 5:011
SECTION 9(1)
Steve O. Bell
SECRETARY OF THE COMMISSION

DELTA NATURAL GAS COMPANY, INC.
Name of Issuing Corporation

FOR All Service Areas
P.S.C. NO. 9
Ninth Revised SHEET NO. 4
CANCELLING P.S.C. NO. 9
Eighth Revised SHEET NO. 4

CLASSIFICATION OF SERVICE
RATE SCHEDULES

LARGE NON-RESIDENTIAL GENERAL SERVICE *

APPLICABILITY

Applicable within all areas served by Delta. See Tariff Sheet No. 16.

AVAILABILITY

Available for use by large non-residential customers.

CHARACTER OF SERVICE

Firm - within the reasonable limits of the Company's capability to provide such service.

RATES

	Base Rate +	Gas Cost Recovery Rate (GCR) ** =	Total Rate	
Customer Charge	\$ 50.00		\$ 50.00	
.1 - 200 Mcf	\$ 3.6224	\$6.6455	\$ 10.2679/Mcf	(R)
200.1 - 1000 Mcf	\$ 2.0063	\$6.6455	\$ 8.6518/Mcf	(R)
1000.1 - 5000 Mcf	\$ 1.3190	\$6.6455	\$ 7.9645/Mcf	(R)
5000.1 - 10000 Mcf	\$ 0.9190	\$6.6455	\$ 7.5645/Mcf	(R)
Over 10,000 Mcf	\$ 0.7190	\$6.6455	\$ 7.3645/Mcf	(R)

TERMS AND CONDITIONS

For a customer that is utilizing transportation service and has underdeliveries of transportation gas to Delta's system, and/or requests to revert to the General Service or Interruptible Service rate schedule, Delta may require a written contract providing for a continuance of service under the General Service or Interruptible Service rate schedule for a minimum term of twelve months beginning with the date service reverts to the General Service or Interruptible Service rate schedule.

* Meter larger than AL425

** The "Gas Cost Recovery Rate (GCR)" as shown above, is an adjustment per Mcf determined in accordance with the "Gas Cost Adjustment Clause" as set forth on Sheets No. 10 and 11 of this tariff.

CANCELLED
AUG 2001
PUBLIC SERVICE COMMISSION
OF KENTUCKY
EFFECTIVE
JUL 01 2001

DATE OF ISSUE June 21, 2001 DATE EFFECTIVE July 1, 2001
ISSUED BY Glenn R. Jennings *Glenn R. Jennings* TITLE President
Name of Officer

PURSUANT TO 807 KAR 5:011,
SECTION 9 (1)
BY: *Stephan D. [Signature]*
SECRETARY OF THE COMMISSION

Issued by authority of an Order of the Public Service Commission of KY in
CASE NO. 99-176-I DATED June 19, 2001

DELTA NATURAL GAS COMPANY, INC.
Name of Issuing Corporation

FOR All Service Areas
P.S.C. NO. 9
Eighth Revised SHEET NO. 4
CANCELLING P.S.C. NO. 9
Seventh Revised SHEET NO. 4

CLASSIFICATION OF SERVICE
RATE SCHEDULES

LARGE NON-RESIDENTIAL GENERAL SERVICE *

APPLICABILITY

Applicable within all areas served by Delta. See Tariff Sheet No. 16.

AVAILABILITY

Available for use by large non-residential customers.

CHARACTER OF SERVICE

Firm - within the reasonable limits of the Company's capability to provide such service.

RATES

	Base Rate +	Gas Cost Recovery Rate (GCR) ** =	Total Rate	
Customer Charge	\$ 50.00		\$ 50.00	
.1 - 200 Mcf	\$ 3.6224	\$7.5543	\$ 11.1767/Mcf	(R)
200.1 - 1000 Mcf	\$ 2.0063	\$7.5543	\$ 9.5606/Mcf	(R)
1000.1 - 5000 Mcf	\$ 1.3190	\$7.5543	\$ 8.8733/Mcf	(R)
5000.1 - 10000 Mcf	\$ 0.9190	\$7.5543	\$ 8.4733/Mcf	(R)
Over 10,000 Mcf	\$ 0.7190	\$7.5543	\$ 8.2733/Mcf	(R)

TERMS AND CONDITIONS

For a customer that is utilizing transportation service and has underdeliveries of transportation gas to Delta's system, and/or requests to revert to the General Service or Interruptible Service rate schedule, Delta may require a written contract providing for a continuance of service under the General Service or Interruptible Service rate schedule for a minimum term of twelve months beginning with the date service reverts to the General Service or Interruptible Service rate schedule.

* Meter larger than AL425

** The "Gas Cost Recovery Rate (GCR)" as shown above, is an adjustment per Mcf determined in accordance with the "Gas Cost Adjustment Clause" as set forth on Sheets No. 10 and 11 of this tariff.

CANCELLED
PUBLIC SERVICE COMMISSION
OF KENTUCKY
EFFECTIVE
JUL 2001
JUN 01 2001
PURSUANT TO 807 KAR 5.011,
SECTION 9 (1)

DATE OF ISSUE May 18, 2001 DATE EFFECTIVE June 1, 2001
ISSUED BY Glenn R. Jennings *Glenn R. Jennings* TITLE President

Name of Officer
Issued by authority of an Order of the Public Service Commission of KY in
CASE NO. 99-176-H DATED May 16, 2001

DELTA NATURAL GAS COMPANY, INC.
Name of Issuing Corporation

FOR All Service Areas
P.S.C. NO. 9
Seventh Revised SHEET NO. 4
CANCELLING P.S.C. NO. 9
Sixth Revised SHEET NO. 4

CLASSIFICATION OF SERVICE
RATE SCHEDULES

LARGE NON-RESIDENTIAL GENERAL SERVICE *

PUBLIC SERVICE COMMISSION
OF KENTUCKY
EFFECTIVE

APPLICABILITY

Applicable within all areas served by Delta. See Tariff Sheet No. 16.

MAY 01 2001

AVAILABILITY

Available for use by large non-residential customers.

PURSUANT TO 807 KAR 5:011,
SECTION 9(1)

CHARACTER OF SERVICE

BY: Stephan O. Bell
SECRETARY OF THE COMMISSION

Firm - within the reasonable limits of the Company's capability to provide such service.

RATES

	Base Rate +	Gas Cost Recovery Rate (GCR) ** =	Total Rate	
Customer Charge	\$ 50.00		\$ 50.00	
.1 - 200 Mcf	\$ 3.6224	\$8.0140	\$ 11.6364/Mcf	(I)
200.1 - 1000 Mcf	\$ 2.0063	\$8.0140	\$ 10.0203/Mcf	(I)
1000.1 - 5000 Mcf	\$ 1.3190	\$8.0140	\$ 9.3330/Mcf	(I)
5000.1 - 10000 Mcf	\$ 0.9190	\$8.0140	\$ 8.9330/Mcf	(I)
Over 10,000 Mcf	\$ 0.7190	\$8.0140	\$ 8.7330/Mcf	(I)

TERMS AND CONDITIONS

For a customer that is utilizing transportation service and has underdeliveries of transportation gas to Delta's system, and/or requests to revert to the General Service or Interruptible Service rate schedule, Delta may require a written contract providing for a continuance of service under the General Service or Interruptible Service rate schedule for a minimum term of twelve months beginning with the date service reverts to the General Service or Interruptible Service rate schedule.

* Meter larger than AL425

** The "Gas Cost Recovery Rate (GCR)" as shown above, is an adjustment per Mcf determined in accordance with the "Gas Cost Adjustment Clause" as set forth on Sheets No. 10 and 11 of this tariff.

DATE OF ISSUE May 1, 2001 DATE EFFECTIVE May 1, 2001 (Final Meter Reads)

ISSUED BY Glenn R. Jennings Glenn R. Jennings TITLE President
Name of Officer

Issued by authority of an Order of the Public Service Commission of KY in
CASE NO. 99-176-G DATED April 30, 2001

06/01

FOR All Service Areas
P.S.C. NO. 9
Sixth Revised SHEET NO. 4
CANCELLING P.S.C. NO. 9
Fifth Revised SHEET NO. 4

DELTA NATURAL GAS COMPANY, INC.
Name of Issuing Corporation

CLASSIFICATION OF SERVICE
RATE SCHEDULES

LARGE NON-RESIDENTIAL GENERAL SERVICE *

PUBLIC SERVICE COMMISSION
OF KENTUCKY
EFFECTIVE

APPLICABILITY

Applicable within all areas served by Delta. See Tariff Sheet No. 16.

APR 01 2001

AVAILABILITY

Available for use by large non-residential customers.

PURSUANT TO 807 KAR 5011,
SECTION 9 (1)

CHARACTER OF SERVICE

BY: Stephan Bui
SECRETARY OF THE COMMISSION

Firm - within the reasonable limits of the Company's capability to provide such service.

RATES

	Base Rate +	Gas Cost Recovery Rate (GCR) ** =	Total Rate	
Customer Charge	\$ 50.00		\$ 50.00	
.1 - 200 Mcf	\$ 3.6224	\$6.9399	\$ 10.5623/Mcf	(I)
200.1 - 1000 Mcf	\$ 2.0063	\$6.9399	\$ 8.9462/Mcf	(I)
1000.1 - 5000 Mcf	\$ 1.3190	\$6.9399	\$ 8.2589/Mcf	(I)
5000.1 - 10000 Mcf	\$ 0.9190	\$6.9399	\$ 7.8589/Mcf	(I)
Over 10,000 Mcf	\$ 0.7190	\$6.9399	\$ 7.6589/Mcf	(I)

TERMS AND CONDITIONS

For a customer that is utilizing transportation service and has underdeliveries of transportation gas to Delta's system, and/or requests to revert to the General Service or Interruptible Service rate schedule, Delta may require a written contract providing for a continuance of service under the General Service or Interruptible Service rate schedule for a minimum term of twelve months beginning with the date service reverts to the General Service or Interruptible Service rate schedule.

* Meter larger than AL425

** The "Gas Cost Recovery Rate (GCR)" as shown above, is an adjustment per Mcf determined in accordance with the "Gas Cost Adjustment Clause" as set forth on Sheets No. 10 and 11 of this tariff.

DATE OF ISSUE March 26, 2001 DATE EFFECTIVE April 1, 2001 (Final Meter Reads)

ISSUED BY Glenn R. Jennings *Glenn R. Jennings* TITLE President
Name of Officer

Issued by authority of an Order of the Public Service Commission of KY in
CASE NO. 99-176-F DATED March 21, 2001

CS/01

DELTA NATURAL GAS COMPANY, INC.
Name of Issuing Corporation

FOR All Service Areas
P.S.C. NO. 9
Sixth Revised SHEET NO. 4
CANCELLING P.S.C. NO. 9
Fifth Revised SHEET NO. 4

CLASSIFICATION OF SERVICE
RATE SCHEDULES

LARGE NON-RESIDENTIAL GENERAL SERVICE *

PUBLIC SERVICE COMMISSION
OF KENTUCKY
EFFECTIVE

APPLICABILITY

Applicable within all areas served by Delta. See Tariff Sheet No. 16.

MAR 23 2001

AVAILABILITY

Available for use by large non-residential customers.

PURSUANT TO 807 KAR 5.011,
SECTION 9 (1)

CHARACTER OF SERVICE

BY: Stephan D. Bell
SECRETARY OF THE COMMISSION

Firm - within the reasonable limits of the Company's capability to provide such service.

RATES

	Base Rate +	Gas Cost Recovery Rate (GCR) ** =	Total Rate
Customer Charge	\$ 50.00		\$ 50.00
.1 - 200 Mcf	\$ 3.6224	\$5.7465	\$ 9.3689/Mcf
200.1 - 1000 Mcf	\$ 2.0063	\$5.7465	\$ 7.7528/Mcf
1000.1 - 5000 Mcf	\$ 1.3190	\$5.7465	\$ 7.0655/Mcf
5000.1 - 10000 Mcf	\$ 0.9190	\$5.7465	\$ 6.6655/Mcf
Over 10,000 Mcf	\$ 0.7190	\$5.7465	\$ 6.4655/Mcf

N

TERMS AND CONDITIONS

For a customer that is utilizing transportation service and has underdeliveries of transportation gas to Delta's system, and/or requests to revert to the General Service or Interruptible Service rate schedule, Delta may require a written contract providing for a continuance of service under the General Service or Interruptible Service rate schedule for a minimum term of twelve months beginning with the date service reverts to the General Service or Interruptible Service rate schedule.

* Meter larger than AL425

** The "Gas Cost Recovery Rate (GCR)" as shown above, is an adjustment per Mcf determined in accordance with the "Gas Cost Adjustment Clause" as set forth on Sheets No. 10 and 11 of this tariff.

DATE OF ISSUE February 22, 2001 DATE EFFECTIVE March 23, 2001 (Final Meter Reads)

ISSUED BY Glenn R. Jennings TITLE President
Name of Officer

Issued by authority of an Order of the Public Service Commission of KY in
CASE NO. _____ DATED _____

C4/01

DELTA NATURAL GAS COMPANY, INC.
Name of Issuing Corporation

FOR All Service Areas
P.S.C. NO. 9
Fifth Revised SHEET NO. 4
CANCELLING P.S.C. NO. 9
Fourth Revised SHEET NO. 4

CLASSIFICATION OF SERVICE
RATE SCHEDULES

LARGE NON-RESIDENTIAL GENERAL SERVICE *

APPLICABILITY

Applicable within all areas served by Delta. See Tariff Sheet No. 16.

AVAILABILITY

Available for use by large non-residential customers.

CHARACTER OF SERVICE

Firm - within the reasonable limits of the Company's capability to provide such service.

RATES

	Base Rate +	Gas Cost Recovery Rate (GCR) ** =	Total Rate	
Customer Charge	\$ 50.00		\$ 50.00	
.1 - 200 Mcf	\$ 3.6224	\$5.7465	\$ 9.3689/Mcf	(D)
200.1 - 1000 Mcf	\$ 2.0063	\$5.7465	\$ 7.7528/Mcf	(D)
1000.1 - 5000 Mcf	\$ 1.3190	\$5.7465	\$ 7.0655/Mcf	(D)
5000.1 - 10000 Mcf	\$ 0.9190	\$5.7465	\$ 6.6655/Mcf	(D)
Over 10,000 Mcf	\$ 0.7190	\$5.7465	\$ 6.4655/Mcf	(D)

* Meter larger than AL425

** The "Gas Cost Recovery Rate (GCR)" as shown above, is an adjustment per Mcf determined in accordance with the "Gas Cost Adjustment Clause" as set forth on Sheets No. 10 and 11 of this tariff.

PUBLIC SERVICE COMMISSION
OF KENTUCKY
EFFECTIVE

FEB 01 2001

PURSUANT TO 807 KAR 5011,
SECTION 9(1)

BY: Stephan D. Bell
SECRETARY OF THE COMMISSION

DATE OF ISSUE January 26, 2000 DATE EFFECTIVE February 1, 2001 (Final Meter Reads)
ISSUED BY Glenn R. Jennings Glenn R. Jennings TITLE President
Name of Officer

Issued by authority of an Order of the Public Service Commission of KY in
CASE NO. 99-176-E DATED January 23, 2001

C3/01

DELTA NATURAL GAS COMPANY, INC.
Name of Issuing Corporation

FOR All Service Areas
P.S.C. NO. 9
Fourth Revised SHEET NO. 4
CANCELLING P.S.C. NO. 9
Third Revised SHEET NO. 4

CLASSIFICATION OF SERVICE
RATE SCHEDULES

LARGE NON-RESIDENTIAL GENERAL SERVICE *

APPLICABILITY

Applicable within all areas served by Delta. See Tariff Sheet No. 16.

AVAILABILITY

Available for use by large non-residential customers.

CHARACTER OF SERVICE

Firm - within the reasonable limits of the Company's capability to provide such service.

RATES

	Base Rate +	Gas Cost Recovery Rate (GCR) ** =	Total Rate	
Customer Charge	\$ 50.00		\$ 50.00	(I)
.1 - 200 Mcf	\$ 3.6224	\$6.0043	\$ 9.6267/Mcf	(I)
200.1 - 1000 Mcf	\$ 2.0063	\$6.0043	\$ 8.0106/Mcf	(I)
1000.1 - 5000 Mcf	\$ 1.3190	\$6.0043	\$ 7.3233/Mcf	(I)
5000.1 - 10000 Mcf	\$ 0.9190	\$6.0043	\$ 6.9233/Mcf	(I)
Over 10,000 Mcf	\$ 0.7190	\$6.0043	\$ 6.7233/Mcf	(I)

* Meter larger than AL425

** The "Gas Cost Recovery Rate (GCR)" as shown above, is an adjustment per Mcf determined in accordance with the "Gas Cost Adjustment Clause" as set forth on Sheets No. 10 and 11 of this tariff.

PUBLIC SERVICE COMMISSION
OF KENTUCKY
EFFECTIVE

NOV 01 2000

PURSUANT TO 807 KAR 5:011,
SECTION 9(1)

BY: Stephan D. Bue
SECRETARY OF THE COMMISSION

DATE OF ISSUE November 6, 2000 DATE EFFECTIVE November 1, 2000 (Final Meter Reads)

ISSUED BY Glenn R. Jennings Glenn R. Jennings TITLE President
Name of Officer

Issued by authority of an Order of the Public Service Commission of KY in
CASE NO. 99-176D DATED November 1, 2000

Copy

DELTA NATURAL GAS COMPANY, INC.
Name of Issuing Corporation

FOR All Service Areas
P.S.C. NO. 9
Fourteenth Revised SHEET NO. 5
CANCELLING P.S.C. NO. 9
Thirteenth Revised SHEET NO. 5

CLASSIFICATION OF SERVICE
RATE SCHEDULES

INTERRUPTIBLE SERVICE

APPLICABILITY

Applicable within all areas served by Delta. See Tariff Sheet No. 16.

AVAILABILITY

Available for use by interruptible customers.

CHARACTER OF SERVICE

Interruptible - within the reasonable limits of the Company's capability to provide such service.

RATES

	Base Rate +	Gas Cost Recovery Rate (GCR) ** =	Total Rate	
Customer Charge	\$250.00		\$250.00	
.1 - 1000 Mcf	\$ 1.6000	\$5.1902	\$ 6.7902/Mcf	(I)
1000.1 - 5000 Mcf	\$ 1.2000	\$5.1902	\$ 6.3902/Mcf	(I)
5000.1 - 10000 Mcf	\$ 0.8000	\$5.1902	\$ 5.9902/Mcf	(I)
Over 10,000 Mcf	\$ 0.6000	\$5.1902	\$ 5.7902/Mcf	(I)

Special Conditions - All customers having a connected load in excess of 2,500,000 Btu input per hour may be required to enter into an Interruptible Sales Agreement. Determinations of those customers so required shall be based on peak day use as well as annual volume and shall be at the sole discretion of the Company.

Any customer required to enter into an Interruptible Agreement shall be permitted to purchase or transport gas under the Interruptible Rate Schedule as set forth on Sheet No. 2. Gas requirements, minimum charges and other specific information shall be set forth in the Agreement.

TERMS AND CONDITIONS

For a customer that is utilizing transportation service and has underdeliveries of transportation gas to Delta's system, and/or requests to revert to the General Service or Interruptible Service rate schedule,

CANCELLED
NOV 2002
AUG 01 2002
PUBLIC SERVICE COMMISSION
OF KENTUCKY
EFFECTIVE
PURSUANT TO 807 KAR 5:011
SECTION 9 (1)
BY S. Jenhad Bell
SECRETARY OF THE COMMISSION

DATE OF ISSUE July 16, 2002 DATE EFFECTIVE August 1, 2002
ISSUED BY Glenn R. Jennings Glenn R. Jennings TITLE President
Name of Officer

Issued by authority of an Order of the Public Service Commission of KY in
CASE NO. 2002-00241 DATED July 15, 2002

DELTA NATURAL GAS COMPANY, INC.
Name of Issuing Corporation

FOR All Service Areas
P.S.C. NO. 9
Tenth Revised SHEET NO. 5
CANCELLING P.S.C. NO. 9
Ninth Revised SHEET NO. 5

CLASSIFICATION OF SERVICE
RATE SCHEDULES

INTERRUPTIBLE SERVICE

APPLICABILITY

Applicable within all areas served by Delta. See Tariff Sheet No. 16.

AVAILABILITY

Available for use by interruptible customers.

CHARACTER OF SERVICE

Interruptible - within the reasonable limits of the Company's capability to provide such service.

RATES

	Base Rate +	Gas Cost Recovery Rate (GCR) ** =	Total Rate	
Customer Charge	\$250.00		\$250.00	
.1 - 1000 Mcf	\$ 1.6000	\$5.5682	\$ 7.1682/Mcf	(R)
1000.1 - 5000 Mcf	\$ 1.2000	\$5.5682	\$ 6.7682/Mcf	(R)
5000.1 - 10000 Mcf	\$ 0.8000	\$5.5682	\$ 6.3682/Mcf	(R)
Over 10,000 Mcf	\$ 0.6000	\$5.5682	\$ 6.1682/Mcf	(R)

Special Conditions - All customers having a connected load in excess of 2,500,000 Btu input per hour may be required to enter into an Interruptible Sales Agreement. Determinations of those customers so required shall be based on peak day use as well as annual volume and shall be at the sole discretion of the Company.

Any customer required to enter into an Interruptible Agreement is permitted to purchase or transport gas under the Interruptible Schedule as set forth on Sheet No. 2. Gas requirements, minimum charges and other specific information shall be set forth in the Agreement.

TERMS AND CONDITIONS

For a customer that is utilizing transportation service and has underdeliveries of transportation gas to Delta's system, and/or requests to revert to the General Service or Interruptible Service rate, PURSUANT TO 807 KAR 5:011, SECTION 9 (1) BY Sharon, Bui SECRETARY OF THE COMMISSION

AUG 01 2001

DATE OF ISSUE July 26, 2001 DATE EFFECTIVE August 1, 2001 (Final Meter Reads)
ISSUED BY Glenn R. Jennings Glenn R. Jennings TITLE President
Name of Officer

Issued by authority of an Order of the Public Service Commission of KY in
CASE NO. 99-176 J DATED July 24, 2001

Callon

DELTA NATURAL GAS COMPANY, INC.
Name of Issuing Corporation

FOR All Service Areas
P.S.C. NO. 9
Thirteenth Revised SHEET NO. 5
CANCELLING P.S.C. NO. 9
Twelfth Revised SHEET NO. 5

CLASSIFICATION OF SERVICE
RATE SCHEDULES

INTERRUPTIBLE SERVICE

APPLICABILITY

Applicable within all areas served by Delta. See Tariff Sheet No. 16.

AVAILABILITY

Available for use by interruptible customers.

CHARACTER OF SERVICE

Interruptible - within the reasonable limits of the Company's capability to provide such service.

CANCELLED
AUG 2002

RATES

	Base Rate +	Gas Cost Recovery Rate (GCR) ** =	Total Rate	
Customer Charge	\$250.00		\$250.00	
.1 - 1000 Mcf	\$ 1.6000	\$4.9206	\$ 6.5206/Mcf	(R)
1000.1 - 5000 Mcf	\$ 1.2000	\$4.9206	\$ 6.1206/Mcf	(R)
5000.1 - 10000 Mcf	\$ 0.8000	\$4.9206	\$ 5.7206/Mcf	(R)
Over 10,000 Mcf	\$ 0.6000	\$4.9206	\$ 5.5206/Mcf	(R)

Special Conditions - All customers having a connected load in excess of 2,500,000 Btu input per hour may be required to enter into an Interruptible Sales Agreement. Determinations of those customers so required shall be based on peak day use as well as annual volume and shall be at the sole discretion of the Company.

Any customer required to enter into an Interruptible Agreement shall be permitted to purchase or transport gas under the Interruptible Rate Schedule as set forth on Sheet No. 2. Gas requirements, minimum charges and other specific information shall be set forth in the Agreement.

PUBLIC SERVICE COMMISSION
OF KENTUCKY
EFFECTIVE

TERMS AND CONDITIONS

For a customer that is utilizing transportation service and has underdeliveries of transportation gas to Delta's system, and/or requests to revert to the General Service or Interruptible Service rate schedule,

MAY 01 2002

DATE OF ISSUE April 22, 2002 DATE EFFECTIVE May 1, 2002 (Final Meter Reads)
ISSUED BY Glenn R. Jennings *Glenn R. Jennings* TITLE President
Name of Officer

Issued by authority of an Order of the Public Service Commission of KY in
CASE NO. 2002-0098 DATED April 18, 2002

DELTA NATURAL GAS COMPANY, INC.
Name of Issuing Corporation


FOR All Service Areas
P.S.C. NO. 9
Twelfth Revised SHEET NO. 5
CANCELLING P.S.C. NO. 9
Eleventh Revised SHEET NO. 5

CLASSIFICATION OF SERVICE
RATE SCHEDULES

INTERRUPTIBLE SERVICE

APPLICABILITY

Applicable within all areas served by Delta. See Tariff Sheet No. 16.



AVAILABILITY

Available for use by interruptible customers.

CHARACTER OF SERVICE

Interruptible - within the reasonable limits of the Company's capability to provide such service.

RATES

	Base Rate +	Gas Cost Recovery Rate (GCR) ** =	Total Rate	
Customer Charge	\$250.00		\$250.00	
.1 - 1000 Mcf	\$ 1.6000	\$5.3142	\$ 6.9142/Mcf	(R)
1000.1 - 5000 Mcf	\$ 1.2000	\$5.3142	\$ 6.5142/Mcf	(R)
5000.1 - 10000 Mcf	\$ 0.8000	\$5.3142	\$ 6.1142/Mcf	(R)
Over 10,000 Mcf	\$ 0.6000	\$5.3142	\$ 5.9142/Mcf	(R)

Special Conditions - All customers having a connected load in excess of 2,500,000 Btu input per hour may be required to enter into an Interruptible Sales Agreement. Determinations of those customers so required shall be based on peak day use as well as annual volume and shall be at the sole discretion of the Company.

Any customer required to enter into an Interruptible Agreement shall be permitted to purchase or transport gas under the Interruptible Rate Schedule as set forth on Sheet No. 2. Gas requirements, minimum charges and other specific information shall be set forth in the Agreement.

PUBLIC SERVICE COMMISSION OF KENTUCKY EFFECTIVE

TERMS AND CONDITIONS

For a customer that is utilizing transportation service and has underdeliveries of transportation gas to Delta's system, and upon request, to revert to the General Service or Interruptible Service rate schedule.

FEB 01 2002

BY: Stephen O. Bell

DATE OF ISSUE January 25, 2002 DATE EFFECTIVE February 1, 2002
ISSUED BY Glenn R. Jennings TITLE President
Name of Officer
Issued by authority of an Order of the Public Service Commission of KY in
CASE NO. 99-176-L DATED January 23, 2002

DELTA NATURAL GAS COMPANY, INC.
 Name of Issuing Corporation

FOR All Service Areas
 P.S.C. NO. 9
 Eleventh Revised SHEET NO. 5
 CANCELLING P.S.C. NO. 9
 Tenth Revised SHEET NO. 5

CLASSIFICATION OF SERVICE
 RATE SCHEDULES

INTERRUPTIBLE SERVICE

APPLICABILITY

Applicable within all areas served by Delta. See Tariff Sheet No. 16.

AVAILABILITY

Available for use by interruptible customers.

CHARACTER OF SERVICE

Interruptible - within the reasonable limits of the Company's capability to provide such service.

RATES

	Base Rate +	Gas Cost Recovery Rate (GCR) ** =	Total Rate	
Customer Charge	\$250.00		\$250.00	
.1 - 1000 Mcf	\$ 1.6000	\$5.4922	\$ 7.0922/Mcf	(R)
1000.1 - 5000 Mcf	\$ 1.2000	\$5.4922	\$ 6.6922/Mcf	(R)
5000.1 - 10000 Mcf	\$ 0.8000	\$5.4922	\$ 6.2922/Mcf	(R)
Over 10,000 Mcf	\$ 0.6000	\$5.4922	\$ 6.0922/Mcf	(R)

Special Conditions - All customers having a connected load in excess of 2,500,000 Btu input per hour may be required to enter into an Interruptible Sales Agreement. Determinations of those customers so required shall be based on peak day use as well as annual volume and shall be at the sole discretion of the Company.

Any customer required to enter into an Interruptible Agreement shall be permitted to purchase or transport gas under the Interruptible Rate Schedule as set forth on Sheet No. 2. Gas requirements, minimum charges and other specific information shall be set forth in the Agreement.

TERMS AND CONDITIONS

For a customer that is utilizing transportation service and has underdeliveries of transportation gas to Delta's system, and/or requests to revert to the General Service or Interruptible Service rate schedule, BY: Stephan Bull

NOV 01 2001

DATE OF ISSUE October 30, 2001 DATE EFFECTIVE November 1, 2001 (Final Meter Reads)
 ISSUED BY Glenn R. Jennings *Glenn R. Jennings* TITLE President
 Name of Officer

Issued by authority of an Order of the Public Service Commission of KY in
 CASE NO. 1999-176 K DATED October 26, 2001

C 2/02

DELTA NATURAL GAS COMPANY, INC.
Name of Issuing Corporation

FOR All Service Areas
P.S.C. NO. PUBLIC SERVICE COMMISSION
Original OF KENTUCKY SHEET NO. 30
CANCELLING P.S.C. NO. 8
Original EFFECTIVE SHEET NO. 27 & 28

JAN 01 2000

CLASSIFICATION OF SERVICE PURSUANT TO 807 KAR 5:011,
RULES AND REGULATIONS SECTION 9 (1)

36. SPECIAL RULES AND CUSTOMERS SERVED FROM TRANSMISSION MAINS AND GATHERING MAINS BY: Stephan D. Bell

Transmission Mains - In addition to the standard Rules and Regulations as applicable to 807 KAR 5:022, Section 7, the following special Rules and Regulations shall apply to all customers served directly from the high pressure transmission mains.

All meters, regulators, equipment and connections necessary to serve the customer from high pressure transmission line shall be install on the customer's premises at or as near the transmission line as is practicable.

Suitable site or location for the equipment owned by the Company or the owner of the line shall be provided and furnished by the customer without any expense to the Company. The Company shall have the right of ingress, egress and regress to and from this location at any time without any expense or charges from the customer.

The customers' yard line extending from the outlet of the meter shall be installed and maintained by the customers at their expense.

The customer shall notify the Company promptly of any leaks in the transmission line or equipment, also, of any hazards or damages to same.

Gathering Lines - Reference 807 KAR 5:026

37. SPECIAL PROVISIONS - LARGE VOLUME CUSTOMERS

Industrial, commercial or other customers using large volumes of gas on a varying basis shall install and maintain at their expense adequate piping and suitable regulating and control equipment to provide reasonable and practical limitation of intermittence or fluctuation in the pressure, volume or flow of gas and shall so regulate and control their operations and the use of gas hereunder so as not to interfere with gas service being furnished to them or to any other customers or with the proper and accurate metering of gas at their existing location or any other location.

DATE OF ISSUE January 5, 2000 DATE EFFECTIVE January 1, 2000
ISSUED BY Glenn R. Jennings Glenn R. Jennings TITLE President
Name of Officer

Issued by authority of an Order of the Public Service Commission of KY in
CASE NO. 99-176 DATED December 27, 1999

2/2/02