



May 30, 2023

Ms. Linda Bridwell, Executive Director
Kentucky Public Service Commission
211 Sower Boulevard
P. O. Box 615
Frankfort, KY 40602

RECEIVED

MAY 30 2023

PUBLIC SERVICE
COMMISSION

RE: Case No. 2017-00115 - READ FIRST

Dear Ms. Bridwell:

Columbia Gas of Kentucky, Inc. hereby submits its 2023 Annual Report on the Customer CHOICESM program for filing in the above referenced docket. If you have any questions, please email jmcoop@nisource.com. Thank you.

Sincerely,
/s/ Judy Cooper
Judy M. Cooper
Director, Regulatory Affairs

Enclosure



**Columbia Gas of Kentucky, Inc.
Customer ChoiceSM Program
2023 Annual Report**



**Columbia Gas of Kentucky, Inc.
Customer ChoiceSM Program Annual Report
Table of Contents**

Introduction	2
Customer Concerns.....	2
Certified Marketers	3
Marketer Rates	4
Number of Residential & Commercial Customers Enrolled	8
Number of Customers Enrolled per Marketer	9
Methods of Enrollment	10
Volumes Purchased by Marketers	11
Customer Participation by Volume.....	12

Introduction

Columbia Gas of Kentucky’s (“Columbia’s”) application requesting approval of its initial Customer Choice Program described an annual report to be filed with the Kentucky Public Service Commission (“Commission”). The initial pilot program began in 2000 and terminated on March 31, 2005. Columbia’s new pilot Customer Choice Program became effective on April 1, 2005, and by subsequent Orders, the most recent dated June 19, 2017, was extended through March 31, 2022. Current pilot program temporarily extended pending Final Order by the Commission in Case No. 2021-00386. This annual report will summarize the existing program and customer complaints.

The participating marketers are a combination of long and short term participants in Columbia’s CHOICE Program. The marketers provide numerous gas supply options. As of May 2023, Choice customers have saved (74,321,995). This savings is calculated as the amount paid by customers compared to the amount the customers would have paid if they had not opted to be supplied by a marketer in the first place. This is the grand total from the initial Choice program through April 30, 2023.

Customer Concerns

The Customer Contact Center received 260 calls from May 2022 through April 2023 from customers seeking information about the Customer Choice Program. The nature of the concerns of the customers are shown below:

Choice Information	169
Customer Exclusion	5
Marketer Complaint	8
Marketer Savings	57
Price to Compare	14
Send Brochure	7

Certified Marketers

Constellation NewEnergy
Gas Division, LLC
Darcy Fabrizious
9400 Bunsen Parkway Suite 100
Louisville, Kentucky 40220
800-785-4373

Stand Energy Corporation
John M. Dosker
1077 Celestial Street, Suite 110
Cincinnati, Ohio 45202-1629
800-598-2046

Vista Energy Marketing, L.P.
Harry Kingerski
4306 Yoakum Blvd, Suite 600
Houston, Texas 77006
888-508-4782

Interstate Gas Supply, LLC
dba IGS Energy
Matt White
6100 Emerald Parkway
Dublin, Ohio 43016
877-444-7427

Novec Energy Solutions Inc.
Christopher R. Hild
10323 Lomond Drive
Manassas, VA 20109
888-627-7283

U. S. Gas and Electric, Inc.
dba Kentucky Gas & Electric
Judy Vivona
6555 Sierra Dr
Irving, KY 75039
888-919-5943

Xoom Energy Kentucky, LLC
Stephanie Kueffner
11208 Statesville Road, Suite 200
Huntersville, NC 28078
888-997-8979

Rates Charged by Marketers

The following marketer rates are not identified by marketer name in order to avoid undue influence in a competitive market.

<i>Marketer Letter</i>	<i>Rate per MCF as of May 2023</i>
A	\$ 7.4900
	\$ 5.3590
	\$ 10.9900
	\$ 7.1900
	\$ 6.7900
	\$ 6.9900
	\$ 5.9590
	\$ 7.2400
	\$ 8.4900
	\$ 6.7900
	\$ 5.8990
	\$ 8.4900
	\$ 4.9900
	\$ 4.5310
	\$ 5.1400
	\$ 5.0090
	\$ 6.7400
	\$ 8.9900
	\$ 4.6400
	\$ 7.8900
	\$ 6.4900
	\$ 5.6090
	\$ 9.9900
	\$ 5.4900
	\$ 5.7400
	\$ 6.2400
	\$ 8.9900
	\$ 5.5900
	\$ 5.2400
	\$ 5.1490
	\$ 4.7900
	\$ 4.2310
	\$ 5.3900
	\$ 6.6900
B	\$ 4.6000

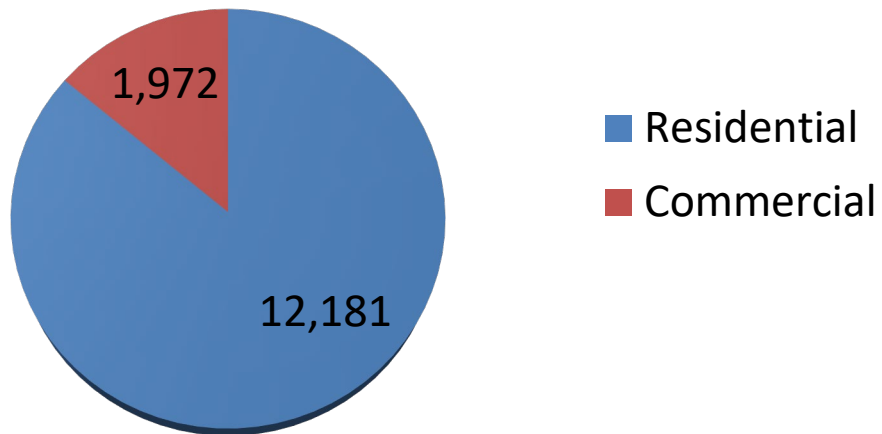
<i>Marketer Letter</i>	<i>Rate per MCF as of May 2023</i>
	\$ 5.2195
	\$ 7.6900
	\$ 7.6900
	\$ 5.4600
	\$ 7.9900
	\$ 5.1300
	\$ 4.7000
	\$ 4.9900
	\$ 6.4300
	\$ 4.7900
	\$ 8.2900
	\$ 4.8900
	\$ 5.3900
	\$ 4.3000
	\$ 6.4900
	\$ 4.5000
	\$ 5.8500
	\$ 8.5900
	\$ 5.5200
	\$ 5.9900
	\$ 6.2900
	\$ 6.1900
	\$ 5.7200
	\$ 5.6450
	\$ 5.2900
	\$ 6.5900
	\$ 5.0400
	\$ 5.5600
	\$ 7.6900
	\$ 8.9900
	\$ 5.6500
	\$ 6.7900
	\$ 6.9900
	\$ 7.4900
	\$ 9.7900
	\$ 7.3900
	\$ 10.4900
	\$ 10.9900
	\$ 11.4900
	\$ 8.4900
	\$ 12.4900
C	\$ 8.0200

<i>Marketer Letter</i>	<i>Rate per MCF as of May 2023</i>
	\$ 6.5000
	\$ 4.9900
	\$ 4.1000
	\$ 5.2600
	\$ 7.8500
	\$ 9.7200
	\$ 5.6700
D	\$ 5.7700
	\$ 3.7060
	\$ 5.6740
	\$ 7.2070
E	\$ 6.1990
	\$ 9.9900
	\$ 6.9500
	\$ 6.1000
	\$ 5.0500
	\$ 5.4000
	\$ 5.1500
	\$ 6.1500
	\$ 5.5500
	\$ 5.7000
	\$ 5.7500
	\$ 4.3000
	\$ 5.1000
	\$ 6.7500
	\$ 7.2500
	\$ 7.4500
	\$ 6.0000
	\$ 5.3500
	\$ 4.9500
	\$ 5.2500
	\$ 7.6000
	\$ 7.0660
	\$ 4.7000
	\$ 4.9000
	\$ 6.9010
	\$ 5.5000
	\$ 7.3500
	\$ 5.6000
	\$ 5.8500
	\$ 4.7500
	\$ 7.5500

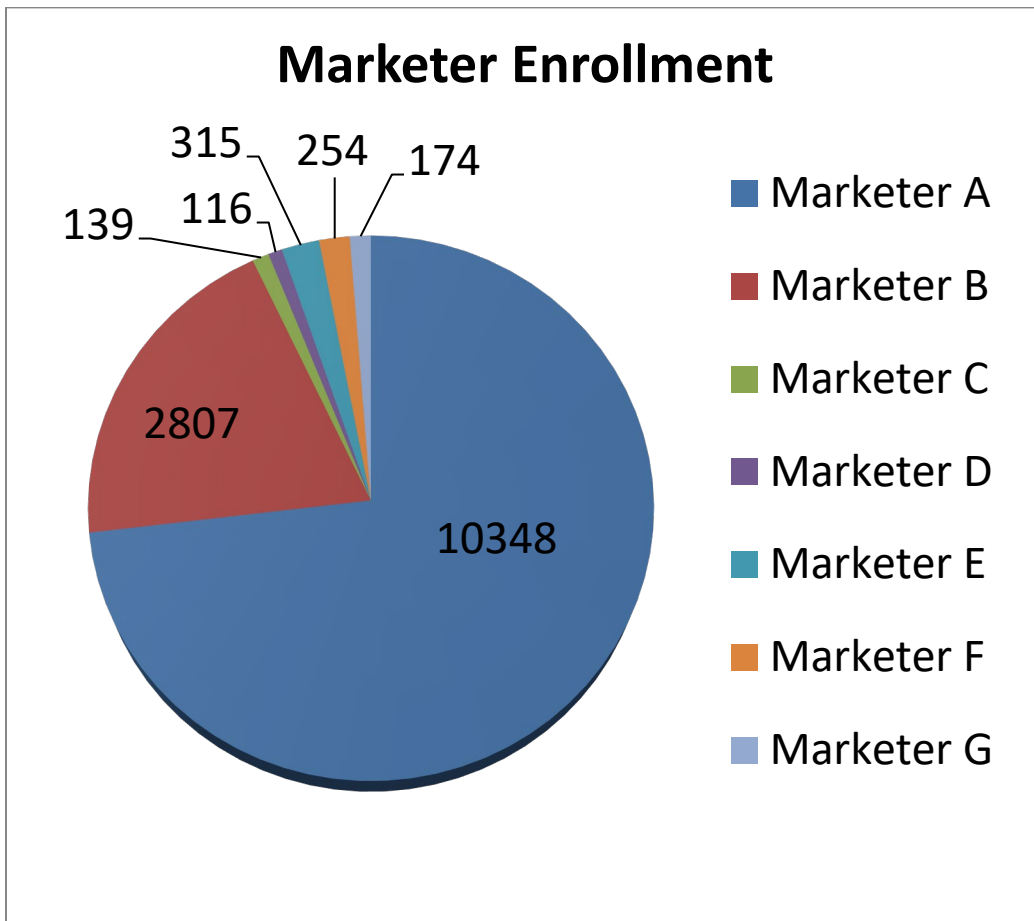
<i>Marketer Letter</i>	<i>Rate per MCF as of May 2023</i>
	\$ 6.3140
	\$ 5.3000
	\$ 7.8000
	\$ 6.5000
	\$ 7.1500
	\$ 6.1510
	\$ 7.0500
F	\$ 7.0000
	\$ 10.9900
	\$ 12.9900
	\$ 5.9900
	\$ 4.6500
G	\$ 9.9900
	\$ 9.9900
	\$ 5.9900
	\$ 8.4900
	\$ 4.8900
	\$ 8.9900
	\$ 5.5900
	\$ 9.4900
	\$ 9.9900
	\$ 5.3900
	\$ 6.4900
	\$ 6.9900
	\$ 7.4900
	\$ 7.9900
	\$ 10.4900
	\$ 10.9900
	\$ 11.2900



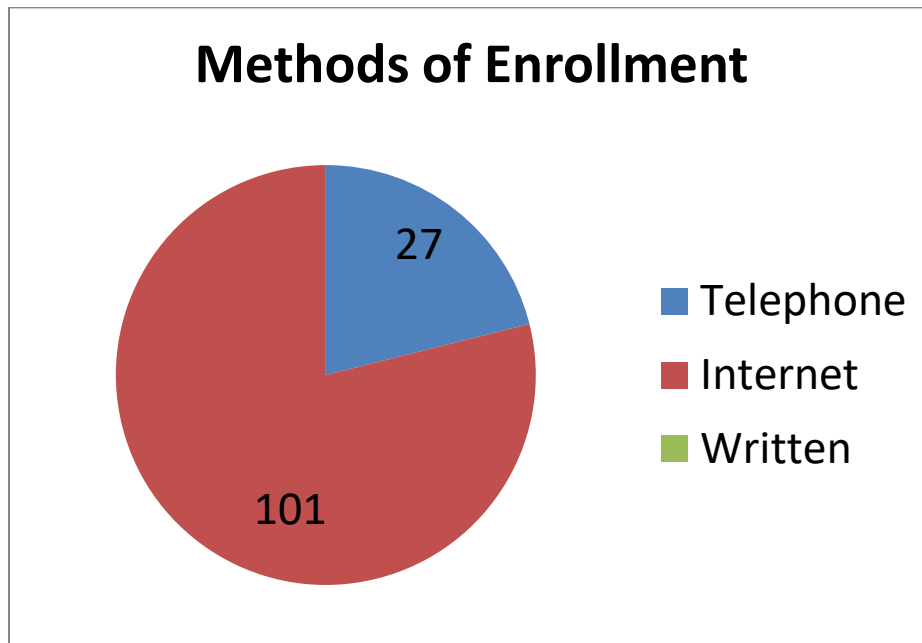
Residential & Commercial Customer Participation



As of April 30, 2023



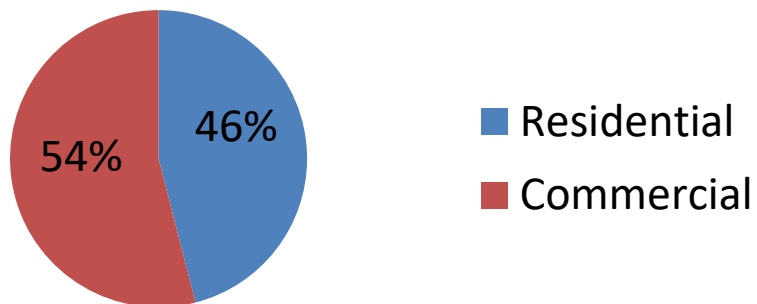
As of April 30, 2023



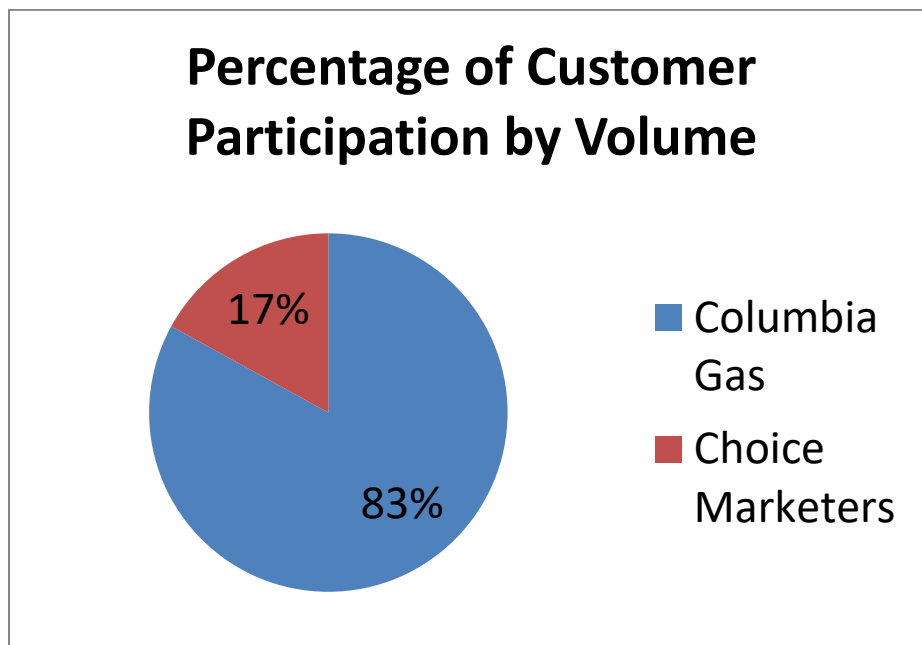
As of April 30, 2023



**Total Volumes Purchased from
Marketers by Participating
Customers**



As of April 30, 2023



17 percent of total eligible throughput is being supplied by a Choice marketer.

As of April 30, 2023