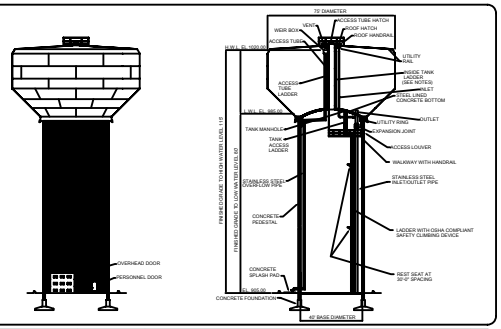

Warner A. Broughman and Associates | U.S. 60 WATER DISTRICT COMPOSITE WATER TANK | TANK ELEVATION DETAIL | 1

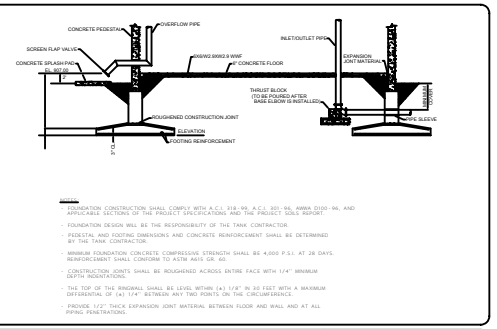

NOTES:

- FOUNDATION CONSTRUCTION SHALL COMPLY WITH A.C.I. 318-99, A.C.I. 301-96, AWWA D100-96, AND APPLICABLE SECTIONS OF THE PROJECT SPECIFICATIONS AND THE PROJECT SOILS REPORT.
- FOUNDATION DESIGN WILL BE THE RESPONSIBILITY OF THE TANK CONTRACTOR.
- PEDESTAL AND FOOTING DIMENSIONS AND CONCRETE REINFORCEMENT SHALL BE DETERMINED BY THE TANK CONTRACTOR.
- MINIMUM FOUNDATION CONCRETE COMPRESSIVE STRENGTH SHALL BE 4,000 P.S.I. AT 28 DAYS. REINFORCEMENT SHALL CONFORM TO ASTM A615 GR. 60.
- CONSTRUCTION JOINTS SHALL BE ROUGHENED ACROSS ENTIRE FACE WITH 1/4" MINIMUM DEPTH INDENTATIONS.
- THE TOP OF THE RINGWALL SHALL BE LEVEL WITHIN (±) 1/8" IN 30 FEET WITH A MAXIMUM DIFFERENTIAL OF (±) 1/4" BETWEEN ANY TWO POINTS ON THE CIRCUMFERENCE.
- PROVIDE 1/2" THICK EXPANSION JOINT MATERIAL BETWEEN FLOOR AND WALL AND AT ALL PIPING PENETRATIONS.

Warner A. Broughman and Associates | U.S. 60 WATER DISTRICT COMPOSITE WATER TANK | FOUNDATION ELEVATION | 2

NOTES:

GENERAL:
THE TANK AND CONCRETE SUPPORT PEDESTAL SHALL BE DESIGNED AND CONSTRUCTED IN ACCORDANCE WITH AWWA D100-96, A.C.I. 318-99, A.C.I. 301-96 AND PROJECT SPECIFICATIONS.

WIND LOAD: _____
SNOW LOAD: _____
SEISMIC ZONE: _____

THE EXTERIOR OF THE CONCRETE PEDESTAL SHALL INCORPORATE VERTICAL AND HORIZONTAL RUSTICATIONS TO CREATE AN ARCHITECTURAL PATTERN.

THE INTERIOR SURFACES SHALL HAVE A SMOOTH AS-CAST FINISH.

MATERIAL:
STEEL PLATE: ASTM A283 GR.C/A36
STRUCTURAL STEEL SHAPES: ASTM A36
LADDER RUNGS: ASTM A36
PIPING: TYPE 304 STAINLESS STEEL

GENERAL:
- ACCESSORIES SHOWN ON ELEVATION DRAWINGS ARE ROTATED FOR CLARITY.
- ALL HANDRAILS, PLATFORM LANDINGS, WALKWAYS, LADDERS AND SAFETY CLIMB DEVICES SHALL CONFORM WITH CURRENT OSHA STANDARDS.
- ALL LADDERS, LANDINGS AND ASSOCIATED COMPONENTS INSTALLED INSIDE THE CONCRETE PEDESTAL SHALL BE HOT DIP GALVANIZED.
- SEE PROJECT SPECIFICATIONS FOR SHOP AND FIELD PAINT REQUIREMENTS FOR THE STEEL TANK.
- STERILIZE TANK IN ACCORDANCE WITH AWWA C652-92 AND PROJECT SPECIFICATIONS.
- LADDERS SHALL HAVE SWING-OUT REST SEATS AT 30'-0" MAXIMUM SPACING.
- FOR TANKS LOCATED IN REGIONS WHERE FREEZING CONDITIONS MAY OCCUR, CONSIDERATION SHALL BE MADE TO ROUTE OVERFLOW PIPE INSIDE ACCESS TUBE AND OMIT INSIDE TANK LADDER.

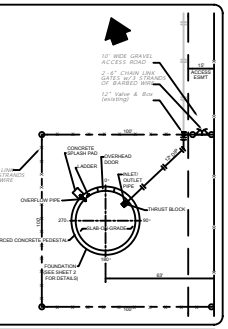

Warner A. Broughman and Associates | U.S. 60 WATER DISTRICT COMPOSITE WATER TANK | SITE PLAN VIEW | 3