

COMMONWEALTH OF KENTUCKY  
BEFORE THE PUBLIC SERVICE COMMISSION

In the Matter of:

ELECTRONIC APPLICATION OF BIG SANDY	)	
RURAL ELECTRIC COOPERATIVE	)	CASE NO.
CORPORATION FOR PASS-THROUGH OF EAST	)	2025-00222
KENTUCKY POWER COOPERATIVE, INC.'S	)	
WHOLESALE RATE ADJUSTMENT	)	

ORDER

On August 1, 2025, Big Sandy Rural Electric Cooperative Corporation (Big Sandy RECC) filed an application to pass-through any wholesale rate adjustment granted to its wholesale supplier, East Kentucky Power Cooperative, Inc. (EKPC), in Case No. 2025-00208<sup>1</sup> pursuant to KRS 278.455(2) and 807 KAR 5:007. On December 5, 2025, Big Sandy RECC filed a revised schedule of proposed rates<sup>2</sup> to reflect developments in Case No. 2025-00208, including the filing of a Joint Stipulation and Settlement Agreement (Joint Settlement) in that proceeding.<sup>3</sup>

There are no intervenors in this proceeding. By Order entered August 18, 2025,<sup>4</sup> Big Sandy RECC's proposed rates were suspended up to and including January 31, 2026. Big Sandy RECC responded to one request for information from Commission

---

<sup>1</sup> Case No. 2025-00208, *Electronic Application of East Kentucky Power Cooperative, Inc. for a General Adjustment of Rates, Approval of Depreciation Study, Amortization of Certain Regulatory Assets, and Other General Relief* (filed Aug. 1, 2025).

<sup>2</sup> Big Sandy RECC's Updated Response to Commission Staff's First Request for Information (Staff's First Request) (Updated Response to Staff's First Request) (filed Dec. 5, 2025).

<sup>3</sup> Case No. 2025-00208, Nov. 24, 2025 Joint Stipulation and Settlement Agreement and Testimony to Support.

<sup>4</sup> Order (Ky. PSC, Aug. 15, 2025).

Staff.<sup>5</sup> Big Sandy RECC filed a motion to submit this matter based upon the existing record on December 10, 2025.<sup>6</sup> This matter now stands submitted for a decision.

### LEGAL STANDARD

The review of Big Sandy RECC's application is governed by KRS 278.455, which provides that authorized increases and decreases in a generation and transmission (G&T) cooperative's rates may be flowed through to the customers of a distribution cooperative. Specifically, KRS 278.455(2) states, in relevant part, that an authorized increase or decrease in a G&T cooperative's rates

may, at the distribution cooperative's discretion, be allocated to each class and within each tariff on a proportional basis that will result in no change in the rate design currently in effect. In the event of an increase in the wholesale rates and tariffs of the wholesale supplier by the Public Service Commission, the rates and tariffs of the distribution cooperative that have been revised on a proportional basis to result in no change in the rate design shall be authorized and shall become effective on the same date as those of the wholesale supplier.

The review of Big Sandy RECC's application is also governed by Commission regulation 807 KAR 5:007, which establishes the filing and notice requirements for a distribution cooperative when rates change to reflect a change in the rates of its wholesale supplier. Specifically, pursuant to 807 KAR 5:007, Section 1(3) and Section 2(2), Big Sandy RECC is one of the 16 Owner-Members of EKPC, and in accordance with KRS 278.455, Big Sandy RECC seeks to pass-through the increase in EKPC's wholesale rates. In accordance with 807 KAR 5:007, Sections 1(4), 2(1), and 2(2), Big Sandy RECC included with its application proposed tariffs, a comparison of current and proposed rates,

---

<sup>5</sup> Big Sandy RECC's Response to Staff's First Request (Response to Staff's First Request) (filed Sept. 22, 2025).

<sup>6</sup> Big Sandy RECC's Motion to Submit Pass-Through (filed Dec. 10, 2025).

and a billing analysis to demonstrate that the rate change does not alter the rate design currently in effect and the revenue change has been allocated to each class and within each tariff on a proportional basis.

### BACKGROUND

Big Sandy RECC is a not-for-profit, member-owned, rural electric distribution cooperative organized under KRS Chapter 279.<sup>7</sup> Big Sandy RECC is engaged in the business of distributing retail electric power to approximately 12,733 members in the Kentucky counties of Breathitt, Floyd, Johnson, Knott, Lawrence, Magoffin, Martin, and Morgan.<sup>8</sup> Big Sandy RECC does not own any electric generating facilities and is one of the 16 Owner-Members that own and receive wholesale power from EKPC. Big Sandy RECC's last general rate adjustment was effective June 20, 2025, in Case No. 2024-00287.<sup>9</sup>

### PROPOSED PASS-THROUGH RATE ADJUSTMENT

Big Sandy RECC proposed to pass-through EKPC's wholesale rate adjustment using the 2023 billing information for each rate class in Big Sandy RECC's Commission-approved tariffs.<sup>10</sup> According to the application, the 2023 period was selected because it corresponds to EKPC's test period in Case No. 2025-00208, aligning wholesale and retail billing determinants.<sup>11</sup> Big Sandy RECC's filing included proposed tariffs, a comparison

---

<sup>7</sup> Big Sandy RECC's Application (Application) (filed Aug. 1, 2025) at 1.

<sup>8</sup> Application at 1.

<sup>9</sup> Case No. 2024-00287, *Electronic Application of Big Sandy Rural Electric Cooperative Corporation for a General Adjustment of Rates* (Ky. PSC June 20, 2025), final Order.

<sup>10</sup> Application, Exhibit 7, Direct Testimony of John Wolfram (Wolfram Testimony) at 3.

<sup>11</sup> Wolfram Testimony at 3.

of current and proposed rates, and a billing analysis demonstrating that the change does not alter the current rate design and that revenue changes were allocated on a proportional basis to each class and within each tariff.<sup>12</sup>

After limited normalizing adjustments, principally to reflect the September 1, 2023 Fuel Adjustment Clause roll-in and to account for other Commission rate proceedings as applicable, Big Sandy RECC allocated EKPC's wholesale revenue increase proportionately "to and within" the retail classes. According to the application, this preserved each rate class's share of total revenues and each billing component's share within the class, thereby maintaining the existing rate design consistent with KRS 278.455(2).<sup>13</sup>

Consistent with KRS 278.455(3) and Commission precedent, retail members served under special electric contracts are analyzed based on specific EKPC data for those contracts; proposed increases for these customers were calculated separately from the standard class allocations.<sup>14</sup>

Based on the application's billing analysis, the proportional allocation of EKPC's increase produced an overall increase to base-rate revenues of approximately \$1.23 million (about 4.64 percent), and an increase in total revenues of about \$1.23 million, or

---

<sup>12</sup> Application, Exhibits 2, 3, and 4.

<sup>13</sup> See also Wolfram Testimony at 4. The EKPC wholesale rate revenue increases were allocated proportionately, first to the relevant rate classes and then to the individual base rate billing components of each class such that the two component shares did not change. In other words, Mr. Wolfram allocated the increase first to the rate classes and then to the billing components on a proportionate basis "to and within the rate classes" so as not to change the rate design currently in effect.

<sup>14</sup> Wolfram Testimony at 7; *citing* Case No. 2010-00167, *Application of East Kentucky Power Cooperative, Inc. for General Adjustment of Electric Rates* (Ky. PSC Jan. 14, 2011), Order.

4.28 percent.<sup>15</sup> For a typical residential member, the proposed rates would increase the monthly bill by about \$6.73, or 4.27 percent.<sup>16</sup>

### DISCUSSION

The Commission's final Order in Case No. 2025-00208, which resolved that proceeding following consideration of a Joint Settlement, but denied EKPC's proposed rates, authorized an annualized increase in EKPC's wholesale rates effective for service rendered on and after the first day of the calendar month following the issuance of the final Order in Case No. 2025-00208.<sup>17</sup> Based upon the record in this proceeding and the Commission's final Order in Case No. 2025-00208, the Commission finds that Big Sandy RECC's request to pass-through EKPC's proposed rates should be denied, but Big Sandy RECC should be approved to pass-through its portion of the authorized wholesale rate adjustment pursuant to KRS 278.455(2).<sup>18</sup>

The Commission further finds that Big Sandy RECC has met its burden of proof under KRS 278.455(2) by demonstrating that the wholesale rate increase has been allocated to each retail class and within each tariff on a proportional basis, resulting in no change to the existing rate design. This finding is supported by Big Sandy RECC's billing analysis, in which the Commission finds to also be reasonable, and supporting testimony in the record. This finding is based upon the Commission's review of the approach

---

<sup>15</sup> Application, Exhibit 4, Billing Analysis.

<sup>16</sup> Application, Exhibit 6, Customer Notice.

<sup>17</sup> Case No. 2025-00208, Apr. 23, 2026 final Order.

<sup>18</sup> Case No. 2025-00208, Apr. 23, 2026 final Order.

proposed by Big Sandy RECC to pass-through the increase of EKPC's wholesale rates and the allocation of such increase to its retail rates.

The Commission authorized EKPC an overall revenue requirement increase of \$63.7 million, of which \$34.9 million was allocated to EKPC's Rate E.<sup>19</sup> As reflected in Appendix A, which is inclusive of EKPC's interruptible credit, Big Sandy RECC is allocated to recover 2.13 percent of Rate E and 0.65 percent of Rate B's revenue increase. Big Sandy RECC's share of revenue from EKPC's Rate E and Rate B is further distributed proportionally to each of Big Sandy RECC's rate classes as shown in Appendix C. The impact of the revenue increase results in a bill increase of \$4.16 or 2.64 percent for an average residential user using 1,027 kWh a month.

IT IS THEREFORE ORDERED that:

1. The rates and charges proposed by Big Sandy RECC are denied.
2. The approach proposed by Big Sandy RECC to allocate its portion of the increase in wholesale rates authorized in Case No. 2025-00208 is accepted.
3. The rates and charges in Appendix B, attached hereto, are fair, just and reasonable for Big Sandy RECC to charge for service rendered on and after the first day of the calendar month following the issuance of the final Order in Case No. 2025-00208.<sup>20</sup>
4. Within 20 days of the date of this Order, Big Sandy RECC shall file with the Commission, using the Commission's electronic Tariff Filing System, its revised tariffs as set forth in this Order reflecting that they were approved pursuant to this Order.
5. This case is closed and removed from this Commission's docket.


---

<sup>19</sup> Case No. 2025-00208, Apr. 23, 2026 final Order at 73.

<sup>20</sup> Case No. 2025-00208, Apr. 23, 2026 final Order.


Entered on this 28th day of April, 2026.

PUBLIC SERVICE COMMISSION



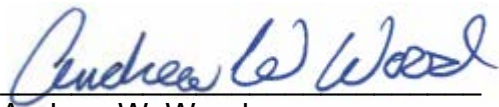
---

Angie Hatton  
Chair



---

Mary Pat Regan  
Commissioner



---

Andrew W. Wood  
Commissioner

ATTEST:



---

Linda C. Bridwell, PE  
Executive Director

APPENDIX A

APPENDIX TO AN ORDER OF THE KENTUCKY PUBLIC SERVICE  
COMMISSION IN CASE NO. 2025-00222 DATED APR 28 2026

**Rate B**

<b>EKPC Owner-Member</b>	<b>Proposed</b>	<b>Settled</b>	<b>Approved</b>
Big Sandy	\$41,223	\$43,254	\$32,146
Blue Grass	\$1,127,685	\$1,223,350	\$909,197
Clark	\$35,149	\$63,112	\$46,905
Cumberland Valley	\$0	\$0	\$0
Farmers	\$0	\$0	\$0
Fleming-Mason	\$249,048	\$205,257	\$152,547
Grayson	\$185,565	\$194,897	\$144,848
Inter-County	\$369,290	\$387,973	\$288,342
Jackson	\$439,217	\$458,788	\$340,972
Licking Valley	\$0	\$0	\$0
Nolin	\$80,425	\$83,164	\$61,808
Owen	\$1,822,917	\$1,425,723	\$1,059,601
Salt River	\$900,223	\$940,293	\$698,828
Shelby	\$909,875	\$894,490	\$664,787
South Kentucky	\$528,745	\$558,850	\$415,339
Taylor	\$120,272	\$201,783	\$149,966
<b>Total</b>	<b>\$6,898,140</b>	<b>\$6,680,934</b>	<b>\$4,965,286</b>

**Rate C**

<b>EKPC Owner-Member</b>	<b>Proposed</b>	<b>Settled</b>	<b>Approved</b>
Big Sandy	\$0	\$0	\$0
Blue Grass	\$0	\$0	\$0
Clark	\$0	\$0	\$0
Cumberland Valley	\$341,239	\$196,993	\$141,805
Farmers	\$155,057	\$244,688	\$176,138
Fleming-Mason	\$643,990	\$689,790	\$496,545
Grayson	\$0	\$216,777	\$156,047
Inter-County	\$0	\$0	\$0
Jackson	\$559,101	\$447,256	\$321,957
Licking Valley	\$0	\$0	\$0
Nolin	\$0	\$0	\$0
Owen	\$0	\$0	\$0
Salt River	\$0	\$0	\$0

<b>EKPC Owner-Member</b>	<b>Proposed</b>	<b>Settled</b>	<b>Approved</b>
Shelby	\$0	\$0	\$0
South Kentucky	\$567,624	\$607,995	\$437,665
Taylor	\$0	\$0	\$0
<b>Total</b>	<b>\$2,723,402</b>	<b>\$2,403,499</b>	<b>\$1,730,157</b>

**Rate E**

<b>EKPC Owner-Member</b>	<b>Proposed</b>	<b>Settled</b>	<b>Approved</b>
Big Sandy	\$1,189,503	\$846,049	\$745,116
Blue Grass	\$6,432,155	\$4,563,140	\$4,018,758
Clark	\$2,545,159	\$1,796,908	\$1,582,537
Cumberland Valley	\$2,458,609	\$1,748,730	\$1,540,107
Farmers	\$2,676,785	\$1,851,772	\$1,630,856
Fleming-Mason	\$2,510,226	\$1,785,514	\$1,572,503
Grayson	\$1,639,058	\$893,486	\$786,897
Inter-County	\$2,505,537	\$1,776,272	\$1,564,363
Jackson	\$4,845,085	\$3,445,998	\$3,034,891
Licking Valley	\$1,401,874	\$997,226	\$878,257
Nolin	\$3,527,671	\$2,509,049	\$2,209,720
Owen	\$6,716,214	\$4,908,079	\$4,322,546
Salt River	\$6,516,117	\$4,634,824	\$4,081,891
Shelby	\$1,965,715	\$1,398,178	\$1,231,376
South Kentucky	\$6,624,234	\$4,711,199	\$4,149,154
Taylor	\$2,660,867	\$1,843,059	\$1,623,182
<b>Total</b>	<b>\$56,671,743</b>	<b>\$39,709,483</b>	<b>\$34,972,155</b>

**Rate G**

<b>EKPC Owner-Member</b>	<b>Proposed</b>	<b>Settled</b>	<b>Approved</b>
Big Sandy	\$0	\$0	\$0
Blue Grass	\$640,575	\$373,617	\$437,278
Clark	\$0	\$0	\$0
Cumberland Valley	\$528,852	\$199,524	\$229,071
Farmers	\$0	\$0	\$0
Fleming-Mason	\$1,672,976	\$1,465,763	\$1,742,157
Grayson	\$0	\$0	\$0
Inter-County	\$1,233,869	\$1,081,190	\$1,282,711
Jackson	\$0	\$0	\$0
Licking Valley	\$192,874	\$78,580	\$132,574
Nolin	\$757,859	\$438,982	\$522,908
Owen	\$0	\$0	\$0
Salt River	\$0	\$0	\$0

<b>EKPC Owner-Member</b>	<b>Proposed</b>	<b>Settled</b>	<b>Approved</b>
Shelby	\$0	\$0	\$0
South Kentucky	\$0	\$0	\$0
Taylor	\$0	\$0	\$0
<b>Total</b>	<b>\$5,027,007</b>	<b>\$3,637,656</b>	<b>\$4,346,698</b>

**Steam Service**

<b>EKPC Owner-Member</b>	<b>Proposed</b>	<b>Settled</b>	<b>Approved</b>
Big Sandy	\$0	\$0	\$0
Blue Grass	\$0	\$0	\$0
Clark	\$0	\$0	\$0
Cumberland Valley	\$0	\$0	\$0
Farmers	\$0	\$0	\$0
Fleming-Mason	\$348,497	\$1,344,423	\$348,497
Grayson	\$0	\$0	\$0
Inter-County	\$0	\$0	\$0
Jackson	\$0	\$0	\$0
Licking Valley	\$0	\$0	\$0
Nolin	\$0	\$0	\$0
Owen	\$0	\$0	\$0
Salt River	\$0	\$0	\$0
Shelby	\$0	\$0	\$0
South Kentucky	\$0	\$0	\$0
Taylor	\$0	\$0	\$0
<b>Total</b>	<b>\$348,497</b>	<b>\$1,344,423</b>	<b>\$348,497</b>

**Large Special Contract**

<b>EKPC Owner-Member</b>	<b>Proposed</b>	<b>Settled</b>	<b>Approved</b>
Big Sandy	\$0	\$0	\$0
Blue Grass	\$0	\$0	\$0
Clark	\$0	\$0	\$0
Cumberland Valley	\$0	\$0	\$0
Farmers	\$0	\$0	\$0
Fleming-Mason	\$0	\$0	\$0
Grayson	\$0	\$0	\$0
Inter-County	\$0	\$0	\$0
Jackson	\$0	\$0	\$0
Licking Valley	\$0	\$0	\$0
Nolin	\$0	\$0	\$0
Owen	\$9,063,284	\$1,856,040	\$9,228,015
Salt River	\$0	\$0	\$0

<b>EKPC Owner-Member</b>	<b>Proposed</b>	<b>Settled</b>	<b>Approved</b>
Shelby	\$0	\$0	\$0
South Kentucky	\$0	\$0	\$0
Taylor	\$0	\$0	\$0
<b>Total</b>	<b>\$9,063,284</b>	<b>\$1,856,040</b>	<b>\$9,228,015</b>

**Total**

<b>EKPC Owner-Member</b>	<b>Proposed</b>	<b>Settled</b>	<b>Approved</b>
Big Sandy	\$1,230,726	\$889,303	\$777,262
Blue Grass	\$8,200,415	\$6,160,107	\$5,365,233
Clark	\$2,580,308	\$1,860,020	\$1,629,442
Cumberland Valley	\$3,328,700	\$2,145,247	\$1,910,983
Farmers	\$2,831,842	\$2,096,460	\$1,806,994
Fleming-Mason	\$5,424,736	\$5,490,747	\$4,312,249
Grayson	\$1,824,623	\$1,305,160	\$1,087,791
Inter-County	\$4,108,696	\$3,245,435	\$3,135,416
Jackson	\$5,843,403	\$4,352,042	\$3,697,820
Licking Valley	\$1,594,860	\$1,075,806	\$1,010,831
Nolin	\$4,365,954	\$3,031,195	\$2,794,435
Owen	\$17,602,469	\$8,189,842	\$14,610,162
Salt River	\$7,416,340	\$5,575,117	\$4,780,719
Shelby	\$2,875,589	\$2,292,668	\$1,896,163
South Kentucky	\$7,720,604	\$5,878,044	\$5,002,157
Taylor	\$2,781,139	\$2,044,842	\$1,773,148
<b>Total</b>	<b>\$79,731,915</b>	<b>\$55,632,035</b>	<b>\$55,590,808</b>

APPENDIX B

APPENDIX TO AN ORDER OF THE KENTUCKY PUBLIC SERVICE  
COMMISSION IN CASE NO. 2025-00222 DATED APR 28 2026

The following rates and charges are prescribed for the customers in the area served by Big Sandy Rural Electric Cooperative Corporation. All other rates and charges not specifically mentioned herein shall remain the same as those in effect under the authority of this Commission prior to the effective date of this Order.

SCHEDULE A-1: FARM & HOME

Customer Charge	\$29.14
Energy Charge per kWh	\$0.11505

SCHEDULE A1-ETS: FARM AND HOME (ETS)

Energy Charge per kWh	\$0.06567
-----------------------	-----------

SCHEDULE A-2: COMMERCIAL AND SMALL POWER

Customer Charge	\$31.88
Demand Charge per kW	\$5.85
Energy Charge per kWh	\$0.08397

SCHEDULE LP: LARGE POWER SERVICE

Customer Charge	\$99.14
Demand Charge per kW	\$6.67
Energy Charge Secondary per kWh	\$0.08271
Energy Charge Primary per kWh	\$0.07533

SCHEDULE LPR: LARGE POWER SERVICE

Customer Charge	\$121.69
Demand Charge per kW	\$6.87
Energy Charge Secondary per kWh	\$0.07349
Energy Charge Primary per kWh	\$0.06695

SCHEDULE IND 1-B

Customer Charge	\$189.19
Demand Charge-Contract per kW	\$7.92
Demand Charge-Excess per kW	\$10.55
Energy Charge Secondary per kWh	\$0.07404
Energy Charge Primary per kWh	\$0.07321

SCHEDULE IND-1

Customer Charge	\$175.53
Demand Charge per kW	\$6.30

Energy Charge Secondary per kWh	\$0.06846
Energy Charge Primary per kWh	\$0.06779

SCHEDULE IND-2

Customer Charge	\$1,250.95
Demand Charge per kW	\$6.30
Energy Charge Secondary per kWh	\$0.06261
Energy Charge Primary per kWh	\$0.06210

SCHEDULE LP-G: LARGE POWER 10,000 KW OR GREATER

Customer Charge	\$5,846.00
Demand Charge per kW	\$9.17
Energy Charge per kWh	\$0.05453

SCHEDULE YL-1

175-Watt Mercury Vapor	\$11.61
400-Watt Mercury Vapor	\$17.89
400-Watt Flood Mercury Vapor	\$23.69
500-Watt Mercury Vapor	\$21.31
1500-Watt Mercury Vapor	\$50.83

SCHEDULE YL-1 EQUIVALENT LIGHTING

175-Watt Mercury Vapor:

150-Watt High Pressure Sodium	\$11.61
85-Watt Induction	\$11.61
55-Watt LED	\$11.61
60-Watt LED	\$11.61
65-Watt LED	\$11.61
70-Watt LED	\$11.61
100-Watt Metal Halide	\$11.61

400-Watt Flood Mercury Vapor:

250-Watt Metal Halide Flood	\$23.69
146-Watt LED Flood	\$23.69

400-Watt Mercury Vapor:

120-Watt LED	\$17.89
250-Watt High Pressure Sodium	\$17.89
145-Watt LED	\$17.89
250-Watt Metal Halide	\$17.89

INTERRUPTIBLE SERVICE

Demand Credit per kW - 200 Hours	(\$6.20)
Demand Credit per kW - 300 Hours	(\$6.90)
Demand Credit per kW - 400 Hours	(\$7.60)

## APPENDIX C

### APPENDIX TO AN ORDER OF THE KENTUCKY PUBLIC SERVICE COMMISSION IN CASE NO. 2025-00222 DATED APR 28 2026

**BIG SANDY RECC**  
**Billing Analysis for Pass-Through Rate Increase**

Rate B Increase Allocated by East Kentucky Power Cooperative: \$32,146  
 Remaining Revenue Increase Allocated by East Kentucky Power Cooperative: \$745,116

#	Item	Code	Present Revenue	Present Share	Allocation Revenue	Allocation Share	Allocated Increase	Proposed Revenue	Proposed Share	Base Rate Increase	Base %	Total %
1	<u>Base Rates</u>											
2	Farm & Home	A1	\$ 19,912,048	77.75%	\$ 19,912,048	77.75%	\$ 579,334	\$ 20,490,434	77.75%	\$ 578,386	2.90%	2.64%
3	Farm & Home (ETS)	A1-ETS	\$ 723	0.00%	\$ 723	0.00%	\$ 21	\$ 744	0.00%	\$ 21	2.91%	2.84%
4	Commercial & Small Power	A2	\$ 1,242,099	4.85%	\$ 1,242,099	4.85%	\$ 36,138	\$ 1,278,189	4.85%	\$ 36,089	2.91%	2.61%
5	Large Power Service (25-750 kV)	LP	\$ 2,421,985	9.46%	\$ 2,421,985	9.46%	\$ 70,467	\$ 2,492,579	9.46%	\$ 70,594	2.91%	2.63%
6	Large Power Service (750 kVA +)	LPR	\$ 962,053	3.76%	\$ 962,053	3.76%	\$ 27,991	\$ 989,840	3.76%	\$ 27,786	2.89%	2.60%
7	Lighting	YL1	\$ 1,071,150	4.18%	\$ 1,071,150	4.18%	\$ 31,165	\$ 1,102,506	4.18%	\$ 31,356	2.93%	2.93%
8	SubTotal Base Rates		\$ 25,610,059	100.00%	\$ 25,610,059	100.00%	\$ 745,116	\$ 26,354,292	100.00%	\$ 744,233	2.91%	
9												
10	Industrial	IND-1B	\$ 565,497	100.00%	\$ 565,497	100.00%	\$ 32,146	\$ 597,711	100.00%	\$ 32,215	5.70%	5.17%
11												
12	TOTAL Base Rates		\$ 26,175,555	100.00%	\$ 26,175,555	100.00%	\$ 777,262	\$ 26,952,003	100.00%	\$ 776,448	2.91%	
13												
14	<u>Riders</u>											
15	FAC		\$ 71,996				\$ 71,996					
16	ES		\$ 2,508,036				\$ 2,508,036					
17	Misc Adj		\$ 597				\$ 597					
18	Other		\$ -				\$ -					
19	Total Riders		\$ 2,580,629				\$ 2,580,629					
20												
21	Total Revenue		\$ 28,756,184				\$ 29,532,632			\$ 776,448		2.70%
22	Target Revenue									\$ 777,262		
23	Rate Rounding Variance									\$ (814)		
24	Rate Rounding Variance									-0.10%		

## Service List for 2025-00222

\* L. Allyson Honaker  
Honaker Law Office, PLLC  
1795 Alysheba Way  
Suite 1203  
Lexington, KY 40509

\* Heather Temple  
Honaker Law Office, PLLC  
1795 Alysheba Way  
Suite 1203  
Lexington, KY 40509

\* Big Sandy R.E.C.C.  
504 11th Street  
Paintsville, KY 41240

\* Jeff Prater  
Plant Superintendent  
Big Sandy R.E.C.C.  
504 11th Street  
Paintsville, KY 41240

\* Meredith L. Cave  
Honaker Law Office, PLLC  
1795 Alysheba Way  
Suite 1203  
Lexington, KY 40509

\* Robin Slone  
Big Sandy R.E.C.C.  
504 11th Street  
Paintsville, KY 41240