

COMMONWEALTH OF KENTUCKY
BEFORE THE PUBLIC SERVICE COMMISSION

In the Matter of:

ELECTRONIC APPLICATION INTER-COUNTY)	
ENERGY COOPERATIVE CORPORATION FOR)	CASE NO.
PASS-THROUGH OF EAST KENTUCKY POWER)	2025-00216
COOPERATIVE, INC.'S WHOLESALE RATE)	
ADJUSTMENT)	

ORDER

On August 1, 2025, Inter-County Energy Cooperative Corporation (Inter-County Energy) filed an application to pass-through any wholesale rate adjustment granted to its wholesale supplier, East Kentucky Power Cooperative, Inc. (EKPC), in Case No. 2025-00208¹ pursuant to KRS 278.455(2) and 807 KAR 5:007. On December 5, 2025, Inter-County Energy filed a revised schedule of proposed rates² to reflect developments in Case No. 2025-00208, including the filing of a Joint Stipulation and Settlement Agreement (Joint Settlement) in that proceeding.³

There are no intervenors in this proceeding. By Order entered August 15, 2025,⁴ Inter-County Energy's proposed rates were suspended up to and including January 31, 2026. Inter-County Energy responded to one request for information from Commission

¹ Case No. 2025-00208, *Electronic Application of East Kentucky Power Cooperative, Inc. for a General Adjustment of Rates, Approval of Depreciation Study, Amortization of Certain Regulatory Assets, and Other General Relief* (filed Aug. 1, 2025).

² Inter-County Energy's Updated Response to Commission Staff's First Request for Information (Staff's First Request) (Updated Response to Staff's First Request) (filed Dec. 5, 2025).

³ Case No. 2025-00208, Nov. 24, 2025 Joint Stipulation and Settlement Agreement and Testimony to Support.

⁴ Order (Ky. PSC, Aug. 15, 2025).

Staff.⁵ Inter-County Energy filed a motion to submit this matter based upon the existing record on December 10, 2025.⁶ This matter now stands submitted for a decision.

LEGAL STANDARD

The review of Inter-County Energy's application is governed by KRS 278.455, which provides that authorized increases and decreases in a generation and transmission (G&T) cooperative's rates may be flowed through to the customers of a distribution cooperative. Specifically, KRS 278.455(2) states, in relevant part, that an authorized increase or decrease in a G&T cooperative's rates

may, at the distribution cooperative's discretion, be allocated to each class and within each tariff on a proportional basis that will result in no change in the rate design currently in effect. In the event of an increase in the wholesale rates and tariffs of the wholesale supplier by the Public Service Commission, the rates and tariffs of the distribution cooperative that have been revised on a proportional basis to result in no change in the rate design shall be authorized and shall become effective on the same date as those of the wholesale supplier.

The review of Inter-County Energy's application is also governed by Commission regulation 807 KAR 5:007, which establishes the filing and notice requirements for a distribution cooperative when rates change to reflect a change in the rates of its wholesale supplier. Specifically, pursuant to 807 KAR 5:007, Section 1(3) and Section 2(2), Inter-County Energy is one of the 16 Owner-Members of EKPC, and in accordance with KRS 278.455, Inter-County Energy seeks to pass-through the increase in EKPC's wholesale rates. In accordance with 807 KAR 5:007, Sections 1(4), 2(1), and 2(2), Inter-County Energy included with its application proposed tariffs, a comparison of current and

⁵ Inter-County Energy's Response to Staff's First Request (Response to Staff's First Request) (filed Sept. 16, 2025).

⁶ Inter-County Energy's Motion to Submit Pass-Through (filed Dec. 10, 2025).

proposed rates, and a billing analysis to demonstrate that the rate change does not alter the rate design currently in effect and the revenue change has been allocated to each class and within each tariff on a proportional basis.

BACKGROUND

Inter-County Energy is a not-for-profit, member-owned, rural electric distribution cooperative organized under KRS Chapter 279.⁷ Inter-County Energy is engaged in the business of distributing retail electric power to approximately 21,387 members in the Kentucky counties of Boyle, Casey, Garrard, LaRue, Lincoln, Madison, Marion, Mercer, Nelson, Pulaski, Rockcastle, Taylor, and Washington.⁸ Inter-County Energy does not own any electric generating facilities and is one of the 16 Owner-Members that own and receive wholesale power from EKPC. Inter-County Energy's last general rate adjustment was effective January 25, 2019, in Case No. 2018-00129.⁹

PROPOSED PASS-THROUGH RATE ADJUSTMENT

Inter-County Energy proposes to pass-through EKPC's wholesale rate adjustment using the 2023 billing information for each rate class in Inter-County Energy's Commission-approved tariffs.¹⁰ According to the application, the 2023 period was selected because it corresponds to EKPC's test period in Case No. 2025-00208, aligning wholesale and retail billing determinants.¹¹ Inter-County Energy's filing included

⁷ Inter-County Energy's Application (Application) (filed Aug. 1, 2025) at 1.

⁸ Application at 1.

⁹ Case No. 2018-00129, *Application of Inter-County Energy Cooperative Corporation for a General Adjustment of Existing Rates* (Ky. PSC Jan. 25, 2019), final Order.

¹⁰ Application, Exhibit 7, Direct Testimony of John Wolfram (Wolfram Testimony) at 3.

¹¹ Wolfram Testimony at 3.

proposed tariffs, a comparison of current and proposed rates, and a billing analysis demonstrating that the change does not alter the current rate design and that revenue changes were allocated on a proportional basis to each class and within each tariff.¹²

After limited normalizing adjustments, principally to reflect the September 1, 2023 Fuel Adjustment Clause roll-in and to account for other Commission rate proceedings as applicable, Inter-County Energy allocated EKPC's wholesale revenue increase proportionately "to and within" the retail classes. According to the application, this preserved each rate class's share of total revenues and each billing component's share within the class, thereby maintaining the existing rate design consistent with KRS 278.455(2).¹³

Consistent with KRS 278.455(3) and Commission precedent, retail members served under special electric contracts are analyzed based on specific EKPC data for those contracts; proposed increases for these customers were calculated separately from the standard class allocations.¹⁴

Based on the application's billing analysis, the proportional allocation of EKPC's increase produced an overall increase to base-rate revenues of approximately \$4.10 million (about 6.36 percent), and an increase in total revenues of about \$4.10 million, or

¹² Application, Exhibits 2, 3, and 4.

¹³ See also Wolfram Testimony at 4. The EKPC wholesale rate revenue increases were allocated proportionately, first to the relevant rate classes and then to the individual base rate billing components of each class such that the two component shares did not change. In other words, Mr. Wolfram allocated the increase first to the rate classes and then to the billing components on a proportionate basis "to and within the rate classes" so as not to change the rate design currently in effect.

¹⁴ Wolfram Testimony at 7; *citing* Case No. 2010-00167, *Application of East Kentucky Power Cooperative, Inc. for General Adjustment of Electric Rates* (Ky. PSC Jan. 14, 2011), Order.

5.80 percent.¹⁵ For a typical residential member, the proposed rates would increase the monthly bill by about \$6.67, or 4.53 percent.¹⁶

DISCUSSION

The Commission's final Order in Case No. 2025-00208, which resolved that proceeding following consideration of a Joint Settlement, but denied EKPC's proposed rates, authorized an annualized increase in EKPC's wholesale rates effective for service rendered on and after the first day of the calendar month following the issuance of the final Order in Case No. 2025-00208.¹⁷ Based upon the record in this proceeding and the Commission's final Order in Case No. 2025-00208, the Commission finds that Inter-County Energy's request to pass-through EKPC's proposed rates should be denied, but Inter-County RECC should be approved to pass-through its portion of the authorized wholesale rate adjustment pursuant to KRS 278.455(2).¹⁸

The Commission further finds that Inter-County Energy has met its burden of proof under KRS 278.455(2) by demonstrating that the wholesale rate increase has been allocated to each retail class and within each tariff on a proportional basis, resulting in no change to the existing rate design. This finding is supported by Inter-County Energy's billing analysis, in which the Commission also finds to be reasonable, and supporting testimony in the record. This finding is also based upon the Commission's review of the

¹⁵ Application, Exhibit 4, Billing Analysis.

¹⁶ Application, Exhibit 6, Customer Notice.

¹⁷ Case No. 2025-00208, Apr. 23, 2026 final Order.

¹⁸ Case No. 2025-00208, Apr. 23, 2026 final Order.

approach proposed by Inter-County Energy to pass-through the increase of EKPC's wholesale rates and the allocation of such increase to its retail rates.

The Commission authorized EKPC an overall revenue requirement increase of \$63.7 million, of which \$34.9 million was allocated to EKPC's Rate E.¹⁹ As reflected in Appendix A, which is inclusive of EKPC's interruptible credit, Inter-County Energy is allocated to recover 4.47 percent of EKPC's Rate E, 5.81 percent of Rate B and 29.51 percent of Rate G's revenue increase. Inter-County Energy's share of revenue from EKPC's Rate E, Rate B, and Rate G is further distributed proportionally to each of Inter-County Energy's rate classes as shown in Appendix C. The impact of the revenue increase results in a bill increase of \$4.17 or 2.83 percent for an average residential user using 1,084 kWh a month.

IT IS THEREFORE ORDERED that:

1. The rates and charges proposed by Inter-County Energy are denied.
2. The approach proposed by Inter-County Energy to allocate its portion of the increase in wholesale rates authorized in Case No. 2025-00208 is accepted.
3. The rates and charges in Appendix B, attached hereto, are fair, just and reasonable for Inter-County Energy to charge for service rendered on and after the first day of the calendar month following the issuance of the final Order in Case No. 2025-00208.²⁰

¹⁹ Case No. 2025-00208, Apr. 23, 2026 final Order at 73.

²⁰ Case No. 2025-00208, Apr. 23, 2026 final Order.


4. Within 20 days of the date of this Order, Inter-County Energy shall file with the Commission, using the Commission's electronic Tariff Filing System, its revised tariffs as set forth in this Order reflecting that they were approved pursuant to this Order.

5. This case is closed and removed from this Commission's docket.


[REMAINDER OF PAGE INTENTIONALLY LEFT BLANK]

Entered on this 27th day of April, 2026.

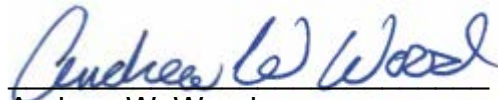
PUBLIC SERVICE COMMISSION



Angie Hatton
Chair



Mary Pat Regan
Commissioner



Andrew W. Wood
Commissioner

ATTEST:



Linda C. Bridwell, PE
Executive Director

APPENDIX A

APPENDIX TO AN ORDER OF THE KENTUCKY PUBLIC SERVICE
COMMISSION IN CASE NO. 2025-00216 DATED APR 27 2026

Rate B

EKPC Owner-Member	Proposed	Settled	Approved
Big Sandy	\$41,223	\$43,254	\$32,146
Blue Grass	\$1,127,685	\$1,223,350	\$909,197
Clark	\$35,149	\$63,112	\$46,905
Cumberland Valley	\$0	\$0	\$0
Farmers	\$0	\$0	\$0
Fleming-Mason	\$249,048	\$205,257	\$152,547
Grayson	\$185,565	\$194,897	\$144,848
Inter-County	\$369,290	\$387,973	\$288,342
Jackson	\$439,217	\$458,788	\$340,972
Licking Valley	\$0	\$0	\$0
Nolin	\$80,425	\$83,164	\$61,808
Owen	\$1,822,917	\$1,425,723	\$1,059,601
Salt River	\$900,223	\$940,293	\$698,828
Shelby	\$909,875	\$894,490	\$664,787
South Kentucky	\$528,745	\$558,850	\$415,339
Taylor	\$120,272	\$201,783	\$149,966
Total	\$6,898,140	\$6,680,934	\$4,965,286

Rate C

EKPC Owner-Member	Proposed	Settled	Approved
Big Sandy	\$0	\$0	\$0
Blue Grass	\$0	\$0	\$0
Clark	\$0	\$0	\$0
Cumberland Valley	\$341,239	\$196,993	\$141,805
Farmers	\$155,057	\$244,688	\$176,138
Fleming-Mason	\$643,990	\$689,790	\$496,545
Grayson	\$0	\$216,777	\$156,047
Inter-County	\$0	\$0	\$0
Jackson	\$559,101	\$447,256	\$321,957
Licking Valley	\$0	\$0	\$0
Nolin	\$0	\$0	\$0
Owen	\$0	\$0	\$0
Salt River	\$0	\$0	\$0
Shelby	\$0	\$0	\$0

EKPC Owner-Member	Proposed	Settled	Approved
South Kentucky	\$567,624	\$607,995	\$437,665
Taylor	\$0	\$0	\$0
Total	\$2,723,402	\$2,403,499	\$1,730,157

Rate E

EKPC Owner-Member	Proposed	Settled	Approved
Big Sandy	\$1,189,503	\$846,049	\$745,116
Blue Grass	\$6,432,155	\$4,563,140	\$4,018,758
Clark	\$2,545,159	\$1,796,908	\$1,582,537
Cumberland Valley	\$2,458,609	\$1,748,730	\$1,540,107
Farmers	\$2,676,785	\$1,851,772	\$1,630,856
Fleming-Mason	\$2,510,226	\$1,785,514	\$1,572,503
Grayson	\$1,639,058	\$893,486	\$786,897
Inter-County	\$2,505,537	\$1,776,272	\$1,564,363
Jackson	\$4,845,085	\$3,445,998	\$3,034,891
Licking Valley	\$1,401,874	\$997,226	\$878,257
Nolin	\$3,527,671	\$2,509,049	\$2,209,720
Owen	\$6,716,214	\$4,908,079	\$4,322,546
Salt River	\$6,516,117	\$4,634,824	\$4,081,891
Shelby	\$1,965,715	\$1,398,178	\$1,231,376
South Kentucky	\$6,624,234	\$4,711,199	\$4,149,154
Taylor	\$2,660,867	\$1,843,059	\$1,623,182
Total	\$56,671,743	\$39,709,483	\$34,972,155

Rate G

EKPC Owner-Member	Proposed	Settled	Approved
Big Sandy	\$0	\$0	\$0
Blue Grass	\$640,575	\$373,617	\$437,278
Clark	\$0	\$0	\$0
Cumberland Valley	\$528,852	\$199,524	\$229,071
Farmers	\$0	\$0	\$0
Fleming-Mason	\$1,672,976	\$1,465,763	\$1,742,157
Grayson	\$0	\$0	\$0
Inter-County	\$1,233,869	\$1,081,190	\$1,282,711
Jackson	\$0	\$0	\$0
Licking Valley	\$192,874	\$78,580	\$132,574
Nolin	\$757,859	\$438,982	\$522,908
Owen	\$0	\$0	\$0
Salt River	\$0	\$0	\$0
Shelby	\$0	\$0	\$0

EKPC Owner-Member	Proposed	Settled	Approved
South Kentucky	\$0	\$0	\$0
Taylor	\$0	\$0	\$0
Total	\$5,027,007	\$3,637,656	\$4,346,698

Steam Service

EKPC Owner-Member	Proposed	Settled	Approved
Big Sandy	\$0	\$0	\$0
Blue Grass	\$0	\$0	\$0
Clark	\$0	\$0	\$0
Cumberland Valley	\$0	\$0	\$0
Farmers	\$0	\$0	\$0
Fleming-Mason	\$348,497	\$1,344,423	\$348,497
Grayson	\$0	\$0	\$0
Inter-County	\$0	\$0	\$0
Jackson	\$0	\$0	\$0
Licking Valley	\$0	\$0	\$0
Nolin	\$0	\$0	\$0
Owen	\$0	\$0	\$0
Salt River	\$0	\$0	\$0
Shelby	\$0	\$0	\$0
South Kentucky	\$0	\$0	\$0
Taylor	\$0	\$0	\$0
Total	\$348,497	\$1,344,423	\$348,497

Large Special Contract

EKPC Owner-Member	Proposed	Settled	Approved
Big Sandy	\$0	\$0	\$0
Blue Grass	\$0	\$0	\$0
Clark	\$0	\$0	\$0
Cumberland Valley	\$0	\$0	\$0
Farmers	\$0	\$0	\$0
Fleming-Mason	\$0	\$0	\$0
Grayson	\$0	\$0	\$0
Inter-County	\$0	\$0	\$0
Jackson	\$0	\$0	\$0
Licking Valley	\$0	\$0	\$0
Nolin	\$0	\$0	\$0
Owen	\$9,063,284	\$1,856,040	\$9,228,015
Salt River	\$0	\$0	\$0
Shelby	\$0	\$0	\$0

EKPC Owner-Member	Proposed	Settled	Approved
South Kentucky	\$0	\$0	\$0
Taylor	\$0	\$0	\$0
Total	\$9,063,284	\$1,856,040	\$9,228,015

Total

EKPC Owner-Member	Proposed	Settled	Approved
Big Sandy	\$1,230,726	\$889,303	\$777,262
Blue Grass	\$8,200,415	\$6,160,107	\$5,365,233
Clark	\$2,580,308	\$1,860,020	\$1,629,442
Cumberland Valley	\$3,328,700	\$2,145,247	\$1,910,983
Farmers	\$2,831,842	\$2,096,460	\$1,806,994
Fleming-Mason	\$5,424,736	\$5,490,747	\$4,312,249
Grayson	\$1,824,623	\$1,305,160	\$1,087,791
Inter-County	\$4,108,696	\$3,245,435	\$3,135,416
Jackson	\$5,843,403	\$4,352,042	\$3,697,820
Licking Valley	\$1,594,860	\$1,075,806	\$1,010,831
Nolin	\$4,365,954	\$3,031,195	\$2,794,435
Owen	\$17,602,469	\$8,189,842	\$14,610,162
Salt River	\$7,416,340	\$5,575,117	\$4,780,719
Shelby	\$2,875,589	\$2,292,668	\$1,896,163
South Kentucky	\$7,720,604	\$5,878,044	\$5,002,157
Taylor	\$2,781,139	\$2,044,842	\$1,773,148
Total	\$79,731,915	\$55,632,035	\$55,590,808

APPENDIX B

APPENDIX TO AN ORDER OF THE KENTUCKY PUBLIC SERVICE
COMMISSION IN CASE NO. 2025-00216 DATED APR 27 2026

The following rates and charges are prescribed for the customers in the area served by Inter-County Energy Cooperative Corporation. All other rates and charges not specifically mentioned herein shall remain the same as those in effect under the authority of this Commission prior to the effective date of this Order.

RATES FOR FARM AND HOME SERVICE - SCHEDULE 1

Customer Charge	\$16.16 per month (\$0.5386 per day)
Energy Charge per kWh	\$0.11058
Prepay fee	\$8.20

NET METERING - SCHEDULE NM

Customer Charge	\$16.16
Energy Charge per kWh	\$0.11058

FARM AND HOME MARKETING RATE (ETS) SCHEDULE 1-A

Customer Charge	\$16.16
Energy Charge per kWh	\$0.07624

SMALL COMMERCIAL AND SMALL POWER - SCHEDULE 2

Customer Charge	\$19.15
Demand Charge per kW	\$6.22
Energy Charge - Off Peak per kWh	\$0.10154

LARGE POWER RATE (LPR) - SCHEDULE 4

Customer Charge	\$33.67
Demand Charge per kW	\$6.22
Energy Charge per kWh	\$0.08280

ALL ELECTRIC SCHOOLS (AES) - SCHEDULE 5

Customer Charge	\$33.67
Energy Charge per kWh	\$0.10154

LARGE INDUSTRIAL RATE SCHEDULE IND B1

Customer Charge	\$667.85
Demand Charge-Contract per kW	\$7.92
Demand Charge-Excess per kW	\$11.05
Energy Charge per kWh	\$0.06457

LARGE INDUSTRIAL RATE SCHEDULE IND G

Facility Charge	\$5,846.00
-----------------	------------

Demand Charge per kW	\$9.17
Energy Charge per kWh	\$0.05608

OUTDOOR LIGHTING SERVICE - SECURITY LIGHTS-
SCHEDULE 6

9,500 Lumen Security	\$11.75
Pole Charge	\$5.97
4,000 Lumen Decorative Colonial	\$14.28
9,550 Lumen Decorative Colonial	\$18.68
27,500 Lumen directional flood	\$16.40
50,000 Lumen Directional flood	\$23.67
107,800 Lumen Directional Flood	\$44.86
27,500 Lumen Cobra head	\$15.38
7,000 Lumen Lamp	\$12.47
6,000 Lumen Security LED	\$10.53

LARGE INDUSTRIAL RATE SCHEDULE IND B2

Customer Charge	\$1,334.52
Demand Charge per kW	\$7.91
Excess Demand Charge per kW	\$11.02
Energy Charge per kWh	\$0.05839

LARGE INDUSTRIAL RATE SCHEDULE IND B3

Customer Charge	\$1,334.52
Demand Charge per kW	\$7.91
Excess Demand Charge per kW	\$11.02
Energy Charge per kWh	\$0.05714

LARGE INDUSTRIAL RATE SCHEDULE IND C1

Customer Charge	\$673.16
Demand Charge per kW	\$8.19
Energy Charge per kWh	\$0.06775

LARGE INDUSTRIAL RATE SCHEDULE IND C2

Customer Charge	\$1,344.96
Demand Charge per kW	\$8.19
Energy Charge per kWh	\$0.06370

LARGE INDUSTRIAL RATE SCHEDULE IND C3

Customer Charge	\$2,549.29
Demand Charge per kW	\$8.19
Energy Charge per kWh	\$0.05965

INTERRUPTIBLE SERVICE

Demand Credit per kW - 200 Hours	(\$6.20)
Demand Credit per kW - 300 Hours	(\$6.90)
Demand Credit per kW - 400 Hours	(\$7.60)

APPENDIX C

APPENDIX TO AN ORDER OF THE KENTUCKY PUBLIC SERVICE COMMISSION IN CASE NO. 2025-00216 DATED APR 27 2026

INTER-COUNTY ENERGY COOPERATIVE
Billing Analysis for Pass-Through Rate Increase

Total Revenue Increase Allocated by East Kentucky Power Cooperative:	\$3,135,416
Total Rate B Revenue Increase Allocated by East Kentucky Power Cooperative:	\$288,342
Total Rate G Revenue Increase Allocated by East Kentucky Power Cooperative:	\$1,282,711
Remaining Revenue Increase Allocated by East Kentucky Power Cooperative:	\$1,564,363

#	Item	Code	Present Revenue	Present Share	Allocation Revenue	Allocation Share	Allocated Increase	Proposed Revenue	Proposed Share	Base Rate Increase	Base %	Total %
1	Base Rates											
2	Schedule 1 - Rates for Farm and Home Service	1	\$ 41,548,880	83.85%	\$ 41,548,880	83.85%	\$ 1,311,660	\$ 42,860,810	83.85%	\$ 1,311,929	3.16%	2.83%
3	Schedule NM - Net Metering	8	\$ 46,663	0.09%	\$ 46,663	0.09%	\$ 1,473	\$ 48,134	0.09%	\$ 1,472	3.15%	2.86%
4	Schedule 1-A - Farm and Home Marketing Rate (ETS)	11,12	\$ 28,096	0.06%	\$ 28,096	0.06%	\$ 887	\$ 28,978	0.06%	\$ 883	3.14%	3.15%
5	Schedule 2 - Small Commercial and Small Power	2	\$ 2,913,341	5.88%	\$ 2,913,341	5.88%	\$ 91,972	\$ 3,005,393	5.88%	\$ 92,052	3.16%	2.87%
6	Schedule 4 - Large Power Rate (LPR)	4	\$ 3,351,108	6.76%	\$ 3,351,108	6.76%	\$ 105,791	\$ 3,457,053	6.76%	\$ 105,945	3.16%	2.85%
7	Schedule 5 - All Electric School Rate	5	\$ 429,130	0.87%	\$ 429,130	0.87%	\$ 13,547	\$ 442,688	0.87%	\$ 13,559	3.16%	3.16%
8	Lighting	6	\$ 1,236,417	2.50%	\$ 1,236,417	2.50%	\$ 39,033	\$ 1,275,286	2.49%	\$ 38,868	3.14%	3.13%
9	SubTotal Base Rates		\$ 49,553,635	100.00%	\$ 49,553,635	100.00%	\$ 1,564,363	\$ 51,118,342	100.00%	\$ 1,564,707	3.16%	
10												
11	Schedule B1 - Large Industrial Rate	B1	\$ 4,067,214	100.00%	\$ 4,067,214	100.00%	\$ 288,342	\$ 4,356,044	100.00%	\$ 288,830	7.10%	6.30%
12	Schedule G - Large Industrial Rate	G	\$ 11,006,994	100.00%	\$ 11,006,994	100.00%	\$ 1,282,711	\$ 12,289,922	100.00%	\$ 1,282,928	11.66%	11.43%
13												
14	TOTAL Base Rates		\$ 64,627,843		\$ 64,627,843		\$ 3,135,416	\$ 67,764,308		\$ 3,136,465	4.85%	
15												
16	Riders											
17	FAC		\$ (691,429)				\$ (691,429)					
18	ES		\$ 6,862,333				\$ 6,862,333					
19	Prepay Fee		\$ 57,146				\$ 57,146					
20	Other		\$ -				\$ -					
21	Total Riders		\$ 6,228,050				\$ 6,228,050					
22												
23	Total Revenue		\$ 70,855,893				\$ 73,992,358			\$ 3,136,465		4.43%
24	Target Revenue									\$ 3,135,416		
25	Rate Rounding Variance									\$ 1,049		
26	Rate Rounding Variance									0.03%		

Service List for 2025-00216

* L. Allyson Honaker
Honaker Law Office, PLLC
1795 Alysheba Way
Suite 1203
Lexington, KY 40509

* Alyssa Kurtz
Inter-County Energy Cooperative Corporation
1009 Hustonville Road
P. O. Box 87
Danville, KY 40423-0087

* Farrah Coleman
Inter-County Energy Cooperative Corporation
1009 Hustonville Road
P. O. Box 87
Danville, KY 40423-0087

* Heather Temple
Honaker Law Office, PLLC
1795 Alysheba Way
Suite 1203
Lexington, KY 40509

* Jerry Carter
Inter-County Energy Cooperative Corporation
1009 Hustonville Road
P. O. Box 87
Danville, KY 40423-0087

* Meredith L. Cave
Honaker Law Office, PLLC
1795 Alysheba Way
Suite 1203
Lexington, KY 40509

* Inter-County Energy Cooperative Corporation
1009 Hustonville Road
P. O. Box 87
Danville, KY 40423-0087