



CITY OF EDDYVILLE

P.O. Box 744 • 153 W. Main St. • Eddyville, KY 42038

Phone: (270) 388-2226
Fax: (270) 388-5683
Mayor, John L. Choat

Email: Eddyville@vci.net
Website: www.eddyvilleky.org
City Clerk / Treasurer, Linda Greene-Williams

JANUARY 25, 2022

Mr. Hinton,

The City of Eddyville is going to have a Water and Sewer Rate increase. This increase will effect Lyon County Water District. The increase will be 3.0% to take place on July 11, 2022.

Please find attached the following:

1. Signed tariff page
2. Copy of Notice
3. Copy of original Ordinance that was passed to get KIA loan that required increase.
4. Copy of Lyon County Water District receipt for rate increase notification.

Thanks for your help with this. If you have any questions or you need more information on this. Please call or e-mail me at:

Cell Phone 270-625-0848
E-Mail james.peters@eddyvilleky.org

Thanks again,

James Peters

Water Superintendent

NOTICE

The City of Eddyville Water Department (Eddyville Water) is providing notice that it plans to file with the Public Service Commission on before June 11, 2022 to increase the wholesale rate it charges Lyon County Water District effective for water service rendered on and after July 11, 2022. The proposed rates are as follows:

	<u>Current Rate</u>	<u>Proposed Rate</u>	<u>\$ Change</u>	<u>% Change</u>
All Usage (per 1,000 gallons)	\$4.09	\$4.21	\$0.12	3.0% Increase

Water flowing through the meter(s) before the effective date will be charged at the current rate while water flowing through the meter on and after the effective date will be charged at the proposed rate.

In accordance with Public Service Commission procedures, the effective date of the proposed rate cannot be prior to the expiration of a 30-day notice given to the Commission and Lyon County Water District.

This filing may be examined at the offices of Eddyville Water located at 153 West Main Street in Eddyville, Kentucky.

This filing may also be examined at the offices of the Public Service Commission located at 211 Sower Boulevard in Frankfort, Kentucky, Monday – Friday from 8:00 am – 4:30 pm or on the PSC website at <http://psc.ky.gov>.

Comments regarding this filing may be submitted by mail to the Public Service Commission, Post Office Box 615, Frankfort KY 40602; or through its website at <http://psc.ky.gov>.

The rates contained in this notice are the rates proposed by the Eddyville Water but the Public Service Commission may order rates to be charged that differ from the proposed rates contained in this notice.

Intervention may be requested by submitting a timely written request for intervention by mail to the Public Service Commission, Post Office Box 615, Frankfort, KY 40602. The request for intervention must establish the grounds for the request including the status and interest of the party.

If the Public Service Commission does not receive a written request for intervention within thirty (30) days of the providing of this notice, the Public Service Commission may take final action on the filed application.


Notification of Rate Increase Receipt Documentation

The Rate Increase Notification has been given to the consecutive system before the 30 day effective period as per PSC requirements. The effective date is to be July 11, 2022.

PWS providing notice Eddyville Water Department PWSID KY0720113

PWS Representative signature  Date 01/21/2022

PWS receiving notice Lyon County Water District PWSID KY070933

PWS Representative signature  Date 01/21/2022

**CITY OF EDDYVILLE, KENTUCKY
ORDINANCE 2018-05-07
WATER AND SEWER RATE ORDINANCE**

WHEREAS, the City of Eddyville, Kentucky on February 1, 2016 passed and adopted a City Ordinance pertaining to the rates, rules and regulations of the water and sewer system of the City of Eddyville, Kentucky; and

WHEREAS, certain changes and modifications of said Ordinance have become necessary due to changing times; and

WHEREAS, the cost of providing water and sewer services for the residents of the City of Eddyville, Kentucky has increased dramatically over the past few years; and

WHEREAS, the City of Eddyville, Kentucky must establish a rate to pay for maintenance and repairs to water and sewer system facilities;

NOW THEREFORE, BE IT ORDAINED by the City Council of the City of Eddyville, Kentucky as follows:

1. The City Ordinance Section 51.087 and Section 51.088 be amended and the specified provisions of the sections shall hereinafter read as follows:

SECTION 51.087 RATES AND CHARGES FOR ORDINARY WATER SERVICE.

The rates and charges for ordinary water services shall be based upon a metered rate as follows:

W-1	Single Residence in City Limits		
	Minimum Charge for 2,000 gallons	23.23	<u>\$23.93</u>
	Per 1,000 gallons above 2,000 gallons	5.03	<u>5.18</u>
W-2	Double Residence in City Limits		
	Minimum Charge for 4,000 gallons	46.46	<u>\$47.85</u>
	Per 1,000 gallons above 4,000 gallons	5.03	<u>5.18</u>
W-3	Amber Village - Four Unit		
	Minimum Charge for 8,000 gallons	92.93	<u>\$95.72</u>
	Per 1,000 gallons above 8,000 gallons	5.03	<u>5.18</u>

W-4	Amber Village - Eight Unit		
	Minimum Charge for 16,000 gallons	185.86	<u>\$191.44</u>
	Per 1,000 gallons above 16,000 gallons	5.03	<u>5.18</u>
W-5	Fredonia, Kentucky		
	Minimum Charge for 1,000 gallons	3.85	<u>\$ 3.97</u>
	Per 1,000 gallons above 1,000 gallons	3.85	<u>3.97</u>
W-6	Housing Project - 101 Units		
	Minimum Charge for 202,000 gallons	2,346.43	<u>\$2,416.82</u>
	Per 1,000 gallons for next 101,000 gallons	5.03	<u>5.18</u>
	Per 1,000 gallons above 303,000 gallons	3.85	<u>3.97</u>
W-7	Single Residence outside City Limits		
	Minimum Charge for 2,000 gallons	27.59	<u>\$28.42</u>
	Per 1,000 gallons above 2,000 gallons	5.03	<u>5.18</u>
W-8	Double Residence outside City Limits		
	Minimum Charge for 4,000 gallons	55.18	<u>\$56.84</u>
	Per 1,000 gallons above 4,000 gallons	5.03	<u>5.18</u>
W-9	Business inside City Limits		
	Minimum Charge for 2,000 gallons	29.04	<u>\$29.91</u>
	Per 1,000 gallons for next 16,000 gallons	5.03	<u>5.18</u>
	Per 1,000 gallons for next 80,000 gallons	4.58	<u>4.72</u>
	Per 1,000 gallons for next 100,000 gallons	4.25	<u>4.38</u>
	Per 1,000 gallons above 200,000 gallons	3.85	<u>3.97</u>
W-A	Double Business in City Limits		
	Minimum Charge for 4,000 gallons	58.08	<u>\$59.82</u>
	Per 1,000 gallons for next 16,000 gallons	5.03	<u>5.18</u>
	Per 1,000 gallons for next 80,000 gallons	4.58	<u>4.72</u>
	Per 1,000 gallons for next 100,000 gallons	4.25	<u>4.38</u>
	Per 1,000 gallons above 200,000 gallons	3.85	<u>3.97</u>
W-B	Business Outside City Limits		
	Minimum Charge for 2,000 gallons	32.67	<u>\$33.65</u>
	Per 1,000 gallons for next 16,000 gallons	5.03	<u>5.18</u>
	Per 1,000 gallons for next 80,000 gallons	4.58	<u>4.72</u>
	Per 1,000 gallons for next 100,000 gallons	4.25	<u>4.38</u>
	Per 1,000 gallons above 200,000 gallons	3.85	<u>3.97</u>
W-C	Double Business Outside City Limits		
	Minimum Charge for 4,000 gallons	65.34	<u>\$67.30</u>
	Per 1,000 gallons for next 16,000 gallons	5.03	<u>5.18</u>
	Per 1,000 gallons for next 80,000 gallons	4.58	<u>4.72</u>

W-C	Double Business Outside City Limits-continued		
	Per 1,000 gallons for next 100,000 gallons	4.25	<u>4.38</u>
	Per 1,000 gallons above 200,000 gallons	3.85	<u>3.97</u>
W-D	Eddyville Swimming Pool/West Kentucky Farm Center/Lyon County Water District		
	Minimum Charge for 1,000 gallons	3.85	<u>\$3.97</u>
	Per 1,000 gallons over 1,000 gallons	3.85	<u>3.97</u>
W-E	Churches		
	Minimum Charge for 2,000 gallons	23.23	<u>\$23.93</u>
	Per 1,000 gallons above 2,000 gallons	5.03	<u>5.18</u>
W-F	Governmental Agencies		
	Minimum Charge for 2,000 gallons	29.04	<u>\$29.91</u>
	Per 1,000 gallons for next 8,000 gallons	5.03	<u>5.18</u>
	Per 1,000 gallons for next 40,000 gallons	4.58	<u>4.72</u>
	Per 1,000 gallons for next 50,000 gallons	4.25	<u>4.38</u>
	Per 1,000 gallons above 100,000 gallons	3.85	<u>3.97</u>

Water rate increases shall occur at the rate of 3% in year 2020, year 2022, year 2024, and year 2026. The increase shall take effect on July 1 of each year rate increase occurs.

Section 51.088 RATES AND CHARGES FOR SEWER SERVICE.

The rates and charges for sewer services shall be based upon water usage as follows:

S-1	Single Residence in City Limits		
	Minimum Charge for 2,000 gallons	25.81	<u>\$26.58</u>
	Per 1,000 gallons above 2,000 gallons	5.59	<u>5.76</u>
S-2	Double Residence in City Limits		
	Minimum Charge for 4,000 gallons	51.61	<u>\$53.16</u>
	Per 1,000 gallons above 4,000 gallons	5.59	<u>5.76</u>
S-3	Amber Village - Four Unit		
	Minimum Charge for 8,000 gallons	103.22	<u>\$106.32</u>
	Per 1,000 gallons above 8,000 gallons	5.59	<u>5.76</u>
S-4	Amber Village - Eight Unit		
	Minimum Charge for 16,000 gallons	206.45	<u>\$212.64</u>
	Per 1,000 gallons above 16,000 gallons	5.59	<u>5.76</u>

S-5	Flat Rate Charge - No Water		
	Minimum Charge	43.01	<u>\$44.30</u>
S-6	Housing Project - 101 Units		
	Minimum Charge for 202,000 gallons	2,606.41	<u>\$2,684.60</u>
	Per 1,000 gallons for next 101,000 gallons	5.59	<u>5.76</u>
	Per 1,000 gallons above 303,000 gallons	3.45	<u>3.55</u>
S-7	Single Residence outside City Limits		
	Minimum Charge for 2,000 gallons	30.65	<u>\$31.57</u>
	Per 1,000 gallons above 2,000 gallons	5.59	<u>5.76</u>
S-8	Double Residence outside City Limits		
	Minimum Charge for 4,000 gallons	61.30	<u>\$63.14</u>
	Per 1,000 gallons above 4,000 gallons	5.59	<u>5.76</u>
S-9	Business inside City Limits		
	Minimum Charge for 2,000 gallons	32.26	<u>\$33.23</u>
	Per 1,000 gallons for next 8,000 gallons	5.59	<u>5.76</u>
	Per 1,000 gallons for next 40,000 gallons	5.09	<u>5.24</u>
	Per 1,000 gallons for next 50,000 gallons	4.70	<u>4.84</u>
	Per 1,000 gallons above 100,000 gallons	3.45	<u>3.55</u>
S-A	Double Business in City Limits		
	Minimum Charge for 4,000 gallons	64.52	<u>\$66.46</u>
	Per 1,000 gallons for next 16,000 gallons	5.59	<u>5.76</u>
	Per 1,000 gallons for next 80,000 gallons	5.09	<u>5.24</u>
	Per 1,000 gallons for next 100,000 gallons	4.70	<u>4.84</u>
	Per 1,000 gallons above 200,000 gallons	3.45	<u>3.55</u>
S-B	Churches		
	Minimum Charge for 2,000 gallons	25.81	<u>\$27.36</u>
	Per 1,000 gallons above 2,000 gallons	5.59	<u>5.76</u>
S-C	Governmental Agencies		
	Minimum Charge for 2,000 gallons	32.26	<u>\$33.23</u>
	Per 1,000 gallons for next 8,000 gallons	5.59	<u>5.76</u>
	Per 1,000 gallons for next 40,000 gallons	5.09	<u>5.24</u>
	Per 1,000 gallons for next 50,000 gallons	4.70	<u>4.84</u>
	Per 1,000 gallons above 100,000 gallons	3.45	<u>3.55</u>
S-D	City of Fredonia, Kentucky		
	Minimum Charge for 1,000 gallons	3.45	<u>\$3.55</u>
	Per 1,000 gallons over 1,000 gallons	3.45	<u>3.55</u>

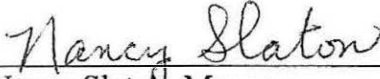
S-E	West Kentucky Farm Center		
	Minimum Charge for 1,000 gallons	3.45	<u>\$3.55</u>
	Per 1,000 gallons over 1,000 gallons	3.45	<u>3.55</u>
S-F	Business outside City Limits		
	Minimum Charge for 1,000 gallons	36.31	<u>\$37.40</u>
	Per 1,000 gallons for the next 8,000 gallons	5.59	<u>5.76</u>
	Per 1,000 gallons for next 40,000 gallons	5.09	<u>5.24</u>
	Per 1,000 gallons for next 50,000 gallons	4.70	<u>4.84</u>
	Per 1,000 gallons above 100,000 gallons	3.45	<u>3.55</u>

Sewer rate increases shall occur at the rate of 3% in year 2020, year 2022, year 2024, and year 2026. The increase shall take effect on July 1 of each year rate increase occurs.

All ordinances or portions thereof hereby inconsistent with the amendments and herein are hereby repealed. All other provisions, both within the original ordinance and any amendments, not inconsistent with this ordinance are hereby reaffirmed.


This Ordinance governing rates shall be effective July 1, 2018.

First Reading May 7, 2018
Second Reading June 4, 2018
Published June 6, 2018



Nancy Slaton, Mayor
City of Eddyville, Kentucky

ATTEST:



Lynn Orange
City Clerk/Treasurer

FOR Eddyville, Kentucky
Name of Municipality

P.S.C. KY. NO. 1

3rd Revised SHEET NO. 1

CANCELLING P.S.C. KY. NO. 1

2nd Revised SHEET NO. 1

City of Eddyville Water Department
(Name of Municipal Utility)

RATES AND CHARGES

Lyon County Water District

All Usage \$4.21 per 1000 gallons (I)

DATE OF ISSUE January 21, 2022
Month / Date / Year

DATE EFFECTIVE July 11, 2022
Month / Date / Year

ISSUED BY
(Signature of Officer)

TITLE Water Superintendent

BY AUTHORITY OF ORDER OF THE PUBLIC SERVICE COMMISSION
IN CASE NO. _____ DATED _____



BOARD MEETING BOOKLET

Via Video Conference

December 3, 2020

Kentucky Infrastructure Authority

100 Airport Road, Third Floor

Frankfort, Kentucky 40601-3646

502-573-0260

<http://kia.ky.gov>

TEAM 
KENTUCKY

Page Left Blank
for 2 Sided Printing

AGENDA

KENTUCKY INFRASTRUCTURE AUTHORITY BOARD MEETING Via Video Conference

ZOOM: [KIA ZOOM Call-In Information - 12/03/2020](#)
YouTube Live Stream: [.KIA YouTube Stream - 12/03/2020](#)
www.kia.ky.gov
December 3, 2020, 1:00 P.M.

Call to Order:

- Confirmation of Press Notice
- Confirmation of Quorum
- Recognition of Members/Guests

I. BUSINESS (Board Action Required)

A. Minutes

- | | | |
|--|--------------------|---|
| 1. Consideration of Approval of the Minutes of November 5, 2020
(Attachment I.A.1.) | Chair Dennis Keene | 7 |
|--|--------------------|---|

B. New Projects / Action Items

- | | | |
|--|--|----|
| 1. Resolution and Order of the Board of Directors for Approval of a Fund A loan (A21-003) for an amount up to \$2,745,064 to the City of Eddyville, Lyon County, Kentucky (SX21143011)
(Attachment I.B.1.) | Mr. Jory Becker, DOW
Ms. Meili Sun, KIA | 15 |
| 2. Resolution and Order of the Board of Directors for Approval for Assumption of Fund B loans (B10-01, B10-04, and B15-006) for a total amount of \$676,262 to the Louisville & Jefferson County Metropolitan Sewer District, Jefferson County, Kentucky (SX21029028, SX21029015, SX21029030)
(Attachment I.B.2.) | Mr. Alex Fisher, KIA | 29 |
| 3. Resolution and Order of the Board of Directors Authorizing and Approving the Issuance of Obligations of the Kentucky Infrastructure Authority to Reimburse Capital Expenditures made by Governmental Agencies Pursuant to Loans made by the Kentucky Infrastructure Authority to such Governmental Agencies
(Attachment I.B.3.) | Mr. Alex Fisher, KIA | 45 |
| 4. Consideration of the Kentucky Infrastructure Authority's Audited Financial Statements, year ending June 30, 2020 | | |
| 5. Consideration of 2021 Kentucky Infrastructure Authority Board of Directors Meeting Schedule
(Attachment I.B.5.) | | 51 |

II. EXECUTIVE DIRECTOR'S REPORT

III. ANNOUNCEMENTS/NOTIFICATIONS

Chair Dennis Keene

Next KIA Board Meeting:
Tentatively: Thursday, January 7, 2021, 1:00 p.m.

IV. ADJOURN

**A
T
T
A
C
H
M
E
N
T**

I.A.1.

Page Left Blank
for 2 Sided Printing

KENTUCKY INFRASTRUCTURE AUTHORITY
Minutes of the Full Board

Meeting Date/Location: November 5, 2020 – 1:00 p.m.
Kentucky Infrastructure Authority
Via Video Conference

Members present:

Mr. Dennis Keene, Commissioner, Department for Local Government
Mr. Winston Miller, proxy for. Holly M. Johnson, Secretary, Finance and Administration Cabinet
Mr. Paul Miller, proxy for Rebecca Goodman, Secretary, Energy and Environment Cabinet
Mr. Ron Lovan, Representing the Kentucky Section of the American Water Works Association
Mr. Jeb Pinney, proxy for Kent Chandler, Executive Director, Public Service Commission
Mr. Bobby Aldridge, proxy for Interim Secretary Larry Hayes, Cabinet for Economic Development
Mr. Russell Rose, representing Kentucky Rural Water Association
Mayor Les Stapleton, representing Kentucky League of Cities
Mr. Robert A. Amato, representing Kentucky Municipal Utilities Association
Mr. Kurt Stafford, representing the For-Profit Water Companies
Judge David A. Voegelé, representing Kentucky Association of Counties

DLG Staff:

Ms. Megan Armstrong, Public Information Officer
Mr. Eddie Jacobs, Chief of Staff
Ms. Mary Palmer, Executive Assistant
Mr. Matthew Stephens, General Counsel
Ms. Kim Wooldridge, Executive Assistant

KIA Staff:

Ms. Linda Bridwell, Deputy Executive Director
Ms. Julie Bickers, Regional Compliance Coordinator
Mr. Bryan Bunch, Systems Engineer IT
Mr. Kelly Cunnagin, Executive Staff Assistant
Mr. Alex Fisher, Financial Analyst
Ms. Carmen Ignat, Financial Analyst
Ms. Debbie Landrum, Regional Compliance Coordinator
Ms. Meg Link, Administrative Specialist III and KIA Secretary
Mr. Don Schierer, WRIS Resource Management Analyst
Ms. Sarah Parsley, Regional Compliance Coordinator
Mr. Tom Schubert, GIS Specialist
Ms. Meili Sun, Financial Analyst

Guests:

Mr. Jory Becker, Division of Water
Mr. Carlos Campbell, City of Hazard
Ms. Bethany Couch, Office of Financial Management
Ms. Jessica Keene, City of Whitesburg
Mr. Paul Nesbitt, Nesbitt Engineering
Mr. Alan Robinson, Eclipse Engineering
Mr. Damon Talley, Stoll, Keenon Ogden
Ms. Julia Wang, Legislative Research Commission

Mr. Stephen Whitaker, McCreary County Water District
Ms. Sandy Williams, Office of Financial Management

PROCEEDINGS

Commissioner Dennis Keene, called the meeting of the Kentucky Infrastructure Authority (KIA) Board to order. He noted that the press notification distribution had been done appropriately and confirmed a quorum was present. Meg Link, KIA Secretary was asked to call the Roll.

I. BUSINESS (Board Action Required)

1. APPROVAL OF MINUTES

For: KIA Regular Board Meeting of September 24, 2020

Judge David Voegele moved to approve the minutes of the September 24, 2020, regular board meeting. Mr. Ron Lovan seconded, and the motion carried unanimously.

B. NEW PROJECTS/ACTION ITEMS

1. A RESOLUTION AND ORDER OF THE BOARD OF DIRECTORS OF THE KENTUCKY INFRASTRUCTURE AUTHORITY AUTHORIZING ISSUANCE OF A CONDITIONAL COMMITMENT FOR A FEDERALLY ASSISTED DRINKING WATER REVOLVING FUND LOAN (F20-026) FOR AN AMOUNT UP TO \$600,000 TO THE CITY OF WHITESBURG, LETCHER COUNTY, KENTUCKY

Mr. Jory Becker, DOW, and Ms. Meili Sun, KIA, discussed the City of Whitesburg's request for a Fund F loan, (F20-026) for an amount up to \$1,100,000 for the Water Storage Tank Replacement project. This project will replace two tanks in the Whitesburg Water System. Both tanks have been experiencing leaks that are cost ineffective to repair. The Shady Drive tank is a 175,000-gallon tank which will be replaced with a 200,000-gallon tank to lessen pump cycling. The new tank will increase the overall storage for the system and improve the techniques of isolating areas during leaks. Hale Drive tank will also be replaced, but will remain at its current capacity of 275,000 gallons. The replacements will ensure that the tanks are in an adequate and safe condition to continue serving the existing customers in the City and surrounding area.

The City provides retail water to approximately 1,400 customers and wholesale water to the Letcher County Water and Sewer District, which is a PSC regulated entity. Wholesale water is less than 10% of the total usage.

Mr. Bob Amato moved to approve the Fund F loan (F20-026), for an amount up to \$600,000 with the standard conditions. Mr. Paul Miller seconded and the motion was unanimously approved.

2. A RESOLUTION AND ORDER OF THE BOARD OF DIRECTORS OF THE KENTUCKY INFRASTRUCTURE AUTHORITY AUTHORIZING ISSUANCE OF A CONDITIONAL COMMITMENT FOR A FEDERALLY ASSISTED DRINKING WATER REVOLVING FUND LOAN (F21-019) FOR AN AMOUNT UP TO \$2,200,000 TO THE CITY OF WHITESBURG, LETCHER COUNTY, KENTUCKY

Mr. Jory Becker, DOW, and Ms. Meili Sun, KIA, discussed the City of Whitesburg's request for a Fund F Loan, F21-019, for an amount up to \$2,200,000 for the KY HWY 931 Waterline Extension Project. This project will install approximately 61,000 LF of 2", 3", 4", and 6" PVC waterlines, meters, flushing hydrants, a water storage tank, and a duplex pump station. The extension will serve 166 households who currently rely on wells or hauled water. The duplex pump station will be constructed at the end of the existing 6" waterline to ensure that water pressure requirements are met at the top of the hill on KY HWY 931. This will provide the currently unserved residents with a reliable and safe supply of potable water while increasing rate revenues to the City from the new customers.

The City provides retail water to approximately 1,400 customers and wholesale water to the Letcher County Water and Sewer District, which is a PSC regulated entity. Wholesale water is less than 10% of the total usage.

Mr. Ron Lovan moved to approve the Fund F Loan (F21-019) for an amount up to \$2,200,000 with the standard conditions. Mr. Paul Miller seconded and the motion was unanimously approved.

3. A RESOLUTION AND ORDER OF THE BOARD OF DIRECTORS OF THE KENTUCKY INFRASTRUCTURE AUTHORITY AUTHORIZING ISSUANCE OF A CONDITIONAL COMMITMENT FOR A FEDERALLY ASSISTED DRINKING WATER REVOLVING FUND LOAN (F21-025) FOR AN AMOUNT UP TO \$270,000 TO THE MCCREARY COUNTY WATER DISTRICT, MCCREARY COUNTY, KENTUCKY

Mr. Jory Becker, DOW, and Ms. Meili Sun, KIA, discussed the McCreary County Water District's request for a Fund F loan in the amount of \$270,000 for the Catron/Needle Road Water Line project. This project will install 6,550 linear feet of 3-inch water line that will provide a safe and reliable source of potable water to nine unserved customers. If available, any remaining funds will extend approximately 2,500 linear feet of 3-inch water line along KY 896 (Noah Dock Road) to serve additional customers.

The District currently serves approximately 5,900 retail water customers and 1,100 sewer customers in McCreary County and provide wholesale water to the Whitley County Water District and the City of Onieda in Tennessee. Both McCreary and Whitley County Water Districts are under the Public Service Commission jurisdiction ("PSC") and subject to PSC rate regulations. The District had not sold any water to Onieda in the past 3 years due to the need basis agreement but may resume sales in 2021 to supply water for Onieda's source water project.

Mr. Bob Amato asked how many additional customers would be added to service. Mr. Becker noted 9 customers for the initial project. Mr. Alan Robinson, Eclipse Engineers and Mr. Stephen Whitaker, McCreary County Water District noted that 6 customers would be eligible for service and some customers would be reconnected.

Mr. Jeb Pinney abstained from voting. Mr. Russ Rose made the motion to approve the Fund F loan, F21-025, for an amount up to \$270,000, with the standard conditions and the following special conditions, as required by the PSC: 1) The District shall apply to the Public Service Commission (PSC), pursuant to KRS 278.300, for debt authorization for KIA loan F21-025 in the amount of \$135,000. This debt authorization application should include a financial forecast that meets debt service projected through 2025. 2) Prior to execution of the assistance agreement, the District must receive a Certificate

of Public Convenience and Necessity, pursuant to KRS 278.020, from the PSC for any portion of the project that may require it, or provide an opinion from legal counsel or the staff of the PSC, or a declaratory order from the PSC, that a CPCN is not required for any portion of the assets to be constructed as part of the loan agreement. Mr. Kurt Stafford seconded and the motion was unanimously approved.

4. A RESOLUTION AND ORDER OF THE BOARD OF DIRECTORS OF THE KENTUCKY INFRASTRUCTURE AUTHORITY AUTHORIZING ISSUANCE OF A CONDITIONAL COMMITMENT FOR A FEDERALLY ASSISTED DRINKING WATER REVOLVING FUND LOAN (F21-076) FOR AN AMOUNT UP TO \$1,637,500 TO THE CITY OF HAZARD, PERRY COUNTY, KENTUCKY

Mr. Jory Becker, DOW, and Mr. Alex Fisher, KIA, discussed the City of Hazard's request for a Fund F loan, F21-076, for an amount up to \$1,637,500 for the Emergency Tank Replacement project. This project will replace the Liberty Street tank. This project will construct two 1,000,000 gallon ground storage tanks at the existing location. The existing will be demolished upon completion of the new tank.

The project will include telemetry. Currently, the existing 2,000,000 million-gallon tank feeds the entire Hazard system from the plant, when the tank has issues or needs maintenance, the system must be taken offline. By constructing two 1,000,000 million gallon tanks the City will be able to leave one tank in operation when issues arise or maintenance is necessary and therefore not have to take the system offline.

The project will also include two VFD's at the plant. Governor Andy Beshear issued an emergency declaration due to the results of a tank inspection dated August 14, 2020 that deemed the tank unsafe and needed to be taken out of service.

Currently the City of Hazard serves 9,000 residential and over 750 commercial customers.

Judge David Voegele asked if the problems were found during a periodic inspection. City officials said it was found by the City's contractor. Mr. Ron Lovan asked Mr. Paul Nesbitt about the tank that ruptured many years ago. Mr. Nesbitt noted it was in Jenkins about 40 years ago, a prominent doctor was killed as a result of the accident. Mr. Lovan thanked Mr. Nesbitt for his input and stated his appreciation to KIA for being able to step in and assist with this project so quickly.

Mr., Ron Lovan made the motion to approved the Fund F Loan, F21-076 in an amount up to \$1,637,500 to the City of Hazard with the standard conditions. Mr. Winston Miller seconded and the motion was unanimously approved.

5. RESOLUTION OF THE KENTUCKY INFRASTRUCTURE AUTHORITY AUTHORIZING AND APPROVING THE ISSUANCE OF OBLIGATIONS OF THE KENTUCKY INFRASTRUCTURE AUTHORITY TO REIMBURSE CAPITAL EXPENDITURES MADE BY GOVERNMENTAL AGENCIES PURSUANT TO LOANS MADE BY THE KENTUCKY INFRASTRUCTURE AUTHORITY TO SUCH GOVERNMENTAL AGENCIES

This is a routine resolution allowing KIA to reimburse expenses that are paid out of the Authority's funds with bond proceeds. The projects listed below are covered under this resolution:

BORROWER	FUND	AMOUNT UP TO
LaGrange Utilities Commission (Director Level Increase)	A18-016	\$ 202,500
City of Whitesburg	F21-019	\$2,200,000
McCreary County Water District	F21-025	\$ 270,000
City of Hazard	F21-076	\$1,637,500

Judge David Voegelé moved to approve the reimbursement resolution. Mr. Russ Rose seconded and the motion carried unanimously.

EXECUTIVE DIRECTOR’S REPORT

Deputy Executive Director Linda Bridwell discussed the Drinking Water and Clean Water State Revolving Fund Call for Projects deadline is December 4th. A project has to be on the priority list to be eligible to receive funding from the federal programs. The Division of Water completes an initial review of the projects and requested modifications or answers to questions.

The KIA audit is currently being completed. As a reminder, Jeff Abshire left the agency on June 15, 2020, or two weeks prior to the close of the fiscal year. KIA hired Blue & Co. to help prepare our financial statements, and Denise Pitts (a former KIA employee) has been working with us two days a week. The financial statements have been submitted to our auditor, Dean, Dorton & Ford. The Office of Financial Management wanted all agency audits submitted by October 2, but had granted us an extension to November 15 in light of the transition of key personnel. We are targeting completing everything by next week and get it submitted with no issues. We plan to present it to the Board at the December board meeting.

KIA submitted the annual reports to the EPA by the September 30, 2020 deadline.

KIA has been awarded both the CW and DW capitalization grants for FY 2021.

Staff has initiated a billing process that will auto-generate bills to each of our borrowers. A trial run was done this week, but they were duplicates of the paper bills that were mailed out in mid-October. If successful, we will also use this process to communicate with the borrowers on audit submissions. One borrower has requested a delay in payment due to reduced revenues during Covid. We have granted that request and will continue to work with everyone who contacts us.

The financial team staff has been participating in virtual training with the EPA, which has been a great opportunity.

A handful of 2020 projects have not moved forward due to the Covid delays, so the Board will continue to see some of those projects at future meetings.

ANNOUNCEMENTS/NOTIFICATIONS

- Next scheduled KIA board meeting:
Thursday, December 3, 2020, 1:00 p.m.

There being no further business, Mr. Ron Lovan moved to adjourn. Mr. Russ Rose seconded and the motion carried unanimously. The November 5, 2020 meeting of the Board of the Kentucky Infrastructure Authority was adjourned.

Submitted by:

Margaret F. Link

Margaret F. Link, Secretary
Kentucky Infrastructure Authority

November 20, 2020

Date

**A
T
T
A
C
H
M
E
N
T**

I.B.1.

Page Left Blank
for 2 Sided Printing

A RESOLUTION AND ORDER OF THE BOARD OF DIRECTORS OF THE KENTUCKY INFRASTRUCTURE AUTHORITY AUTHORIZING ISSUANCE OF A CONDITIONAL COMMITMENT FOR A FEDERALLY ASSISTED CLEAN WATER REVOLVING FUND LOAN (A21-003) FOR AN AMOUNT UP TO \$2,745,064 TO THE CITY OF EDDYVILLE, LYON COUNTY, KENTUCKY

WHEREAS, the Kentucky Infrastructure Authority (the "Authority") has been duly created as a body corporate and politic constituting a public corporation and a governmental agency of the Commonwealth of Kentucky pursuant to Chapter 224A of the Kentucky Revised Statutes (the "Act"); and

WHEREAS, pursuant to the Act, the Authority is duly and legally authorized to make loans to Governmental Agencies for the purpose of providing funds for the construction and acquisition of sanitary sewer facilities, water facilities or other types of infrastructure, and in that regard, to enter into Assistance Agreements with such Governmental Agencies governing the provisions in respect of which such loans are to be made, the amounts thereof and the repayment provisions in respect thereto; and

WHEREAS, the Authority anticipates entering into an Assistance Agreement for a loan from the Authority's Federally Assisted Clean Water Revolving Loan Program (Fund A) with the City of Eddyville, subject to final determination of amount when the factors involving such financing have been determined; and

WHEREAS, the Authority will, in the near future, authorize and issue a series of Infrastructure Authority Revenue Bonds for the purpose of funding loans to various governmental agencies, such series of Bonds to be known as Kentucky Infrastructure Authority Revenue Bonds with the appropriate Series designation; and

WHEREAS, the Authority wishes to establish terms and conditions on said Fund A loans prior to the issuance of Authority Revenue Bonds and recognizes that additional planning and design of the financed projects are required.

NOW, THEREFORE, THE KENTUCKY INFRASTRUCTURE AUTHORITY, ACTING BY AND THROUGH ITS BOARD OF DIRECTORS AS ITS DULY AUTHORIZED AND EMPOWERED GOVERNING BODY, DOES HEREBY RESOLVE AND ORDER, AS FOLLOWS:

Section 1. All statements of fact set forth in the preambles to this Resolution and Order are incorporated herein by reference, the same as if set forth verbatim. All such statements of fact are hereby declared to be true and accurate in all material respects.

Section 2. The Authority hereby authorizes the issuance of a conditional Federally Assisted Clean Water Revolving Fund loan for an amount up to \$2,745,064 including permanent financing for planning & design loan A20-027 in the amount of \$423,964 and \$2,321,100 for construction, and capitalized interest during the construction period, to the

City of Eddyville for the Wastewater SSES and Rehabilitation – South of Fairview Ave Project. Such amounts are subject to adjustment by further action of the Authority or may be adjusted by action of the Executive Director at the time of the issuance of bonds based on adjustment in project costs of not more than (10%) ten percent of the loan amount authorized by this resolution. Upon satisfaction of all conditions of the commitment, execution of an assistance agreement for this loan is authorized.

Section 3. Principal forgiveness of 50% of the assistance amount, not to exceed \$1,000,000 will be credited to the loan balance upon release of liens on all contracts and disbursement of the final draw request by KIA to the borrower. The unforgiven principal balance of \$1,745,064 shall be repaid.

Section 4. The unforgiven principal shall be repayable over 30 years at an interest rate of 0.25%. In addition to debt service, a 0.2% annual administration fee on the unpaid, unforgiven principal balance will be charged. From annual revenues, \$6,900 must be set aside in a borrower held replacement reserve each December 1 until the balance reaches \$138,000 and maintained for the life of the loan. These terms are subject to adjustment upon execution of the loan agreement, upon changes in the project conditions or determination that the project will require authority financing to be done on a taxable basis.

Section 5. This Resolution and Order shall be in full force and effect from and after its adoption at a properly held meeting of the Kentucky Infrastructure Authority this 3rd day of December, 2020.

DENNIS KEENE, CHAIR
KENTUCKY INFRASTRUCTURE AUTHORITY

ATTEST:

MARGARET F. LINK, SECRETARY
KENTUCKY INFRASTRUCTURE AUTHORITY

REVIEWED BY:

MATTHEW STEPHENS, GENERAL COUNSEL
DEPARTMENT FOR LOCAL GOVERNMENT



ANDY BESHEAR
GOVERNOR

REBECCA W. GOODMAN
SECRETARY

ENERGY AND ENVIRONMENT CABINET
DEPARTMENT FOR ENVIRONMENTAL PROTECTION

ANTHONY R. HATTON
COMMISSIONER

300 SOWER BOULEVARD
FRANKFORT, KENTUCKY 40601

November 24, 2020

Linda Bridwell, Deputy Executive Director
Kentucky Infrastructure Authority
100 Airport Road, 3rd Floor
Frankfort, Kentucky 40601

Re: A21-003
Eddyville WWTP--2778
Activity ID: FGL20210003

Dear Ms. Bridwell:

The Division of Water (DOW) hereby certifies that the City of Eddyville is eligible to receive \$2,365,000.00 from the Clean Water State Revolving Fund. The DOW certifies that the project scope is consistent with the scope that was used to rank the project on the Intended Use Plan-Project Priority List.

The City of Eddyville's status relative to the Clean Water State Revolving Fund General Conditions is provided below:

1. Project specific environmental information is expected to be submitted to DOW in March, 2021.
2. Plans and specifications are expected to be submitted to DOW in March, 2021.
3. Construction bids are expected to be opened in June, 2021.

Upon compliance with the general conditions, the DOW will issue a final project certification prior to authorizing the loan agreement. A preconstruction and project management conference with the DOW must be held prior to commencement of construction. If you have any questions concerning this letter, please contact Amber Vaughn, Project Manager, at (502) 782-7121.

Sincerely,

E-Signed by Jory Becker
 VERIFY authenticity with eSign Desktop

For:
Paul Miller, P.E.
Director, Division of Water

PM/JB:av

c: John Choat, Mayor, City of Eddyville
Kyle Cunningham, Pennyriple ADD
Charles D. McCann, Rivercrest Engineering Incorporated
Julie Bickers, KIA



EXECUTIVE SUMMARY		Reviewer	Meili Sun	
KENTUCKY INFRASTRUCTURE AUTHORITY		Date	December 3, 2020	
FUND A, FEDERALLY ASSISTED WASTEWATER		KIA Loan Number	A21-003	
REVOLVING LOAN FUND		WRIS Number	SX21143011	
BORROWER	CITY OF EDDYVILLE LYON COUNTY			
BRIEF DESCRIPTION				
This is the construction portion of the Wastewater SSES and Rehabilitation - South of Fairview Ave project. The planning and design phase has been concluded with KIA loan A20-027 previously approved on November 7, 2019. The construction phase will rehabilitate and replace those lines and manholes identified during the planning and design phase to reduce inflow and infiltration points in Eddyville's collection system. It will also replace the existing lift station at the Industrial Park on US 62 East.				
PROJECT FINANCING		PROJECT BUDGET		
Fund A Loan P&D	\$423,964	RD Fee %	Actual %	
Construction Loan A21-003	2,321,100	Administrative Expenses		\$45,000
		Legal Expenses		3,000
		Planning		298,964
		Eng - Design / Const	7.6%	7.5%
		Eng - Insp	4.5%	5.5%
		Eng - Other		9,800
		Construction		1,920,000
		Contingency		192,000
TOTAL	\$2,745,064	TOTAL		\$2,745,064
REPAYMENT	Rate	0.25%	Est. Annual Payment	\$63,904
	Term	30 Years	1st Payment	6 Mo. after first draw
PROFESSIONAL SERVICES	Engineer	Rivercrest Engineering Inc		
	Bond Counsel	Rubin & Hays		
PROJECT SCHEDULE	Bid Opening	Dec-20		
	Construction Start	Jan-21		
	Construction Stop	Oct-21		
DEBT PER CUSTOMER	Existing	\$2,911		
	Proposed	\$3,996		
OTHER DEBT	See Attached			
RESIDENTIAL RATES		<u>Users</u>	<u>Avg. Bill</u>	
	Current	901	\$39.26	(for 4,000 gallons)
	Additional	0	\$39.26	(for 4,000 gallons)
REGIONAL COORDINATION	This project is consistent with regional planning recommendations.			
CASHFLOW	Cash Flow Before Debt Service	Debt Service	Cash Flow After Debt Service	Coverage Ratio
Audited 2017	528,105	216,840	311,265	2.4
Audited 2018	446,730	296,083	150,647	1.5
Audited 2019	567,365	296,370	270,995	1.9
Projected 2020	547,606	295,140	252,466	1.9
Projected 2021	572,342	297,157	275,185	1.9
Projected 2022	548,526	329,108	219,418	1.7
Projected 2023	573,831	361,061	212,770	1.6
Projected 2024	556,231	361,061	195,170	1.5

Reviewer: Meili Sun
 Date: December 3, 2020
 Loan Number: A21-003

**KENTUCKY INFRASTRUCTURE AUTHORITY
 WASTEWATER REVOLVING LOAN FUND (FUND A)
 CITY OF EDDYVILLE, LYON COUNTY
 PROJECT REVIEW
 SX21143011**

I. PROJECT DESCRIPTION

The City of Eddyville (“City”) is requesting a Fund A loan in the amount of \$2,745,064 to fund the Wastewater SSES and Rehabilitation – South of Fairview Ave Project. The requested loan amount includes \$423,964 for the planning and design portion previously approved in November, 2019. This project will rehabilitate and replace the lines and manholes as identified in the planning and design phase to reduce inflow and infiltration points in Eddyville’s collection system. It will also replace the dry pit design of the existing lift station at the Industrial Park on US 62 East with a more appropriate and safer submersible pump station that will reduce repeated overflows. The new pump station is designed to accommodate the current demands and potential growth from the Industrial Park.

The City’s sewer system currently serves approximately 900 retail customers and treats wastewater from the City of Fredonia. The KISOP (Kentucky Inter-System Operating Permit) wastewater treatment accounts for less than 4% of total volume treated annually.

II. PROJECT BUDGET

	<u>Total</u>
Administrative Expenses	\$ 45,000
Legal Expenses	3,000
Planning	298,964
Engineering Fees – Design	120,000
Engineering Fees – Construction	39,300
Engineering Fees – Inspection	117,000
Engineering Fees – Other	9,800
Construction	1,920,000
Contingency	192,000
Total	\$ 2,745,064

III. PROJECT FUNDING

	Amount	%
Planning & Design Loan A20-027	\$ 423,964	15%
Construction Loan A21-003	2,321,100	85%
Total	\$ 2,745,064	100%

IV. KIA DEBT SERVICE

Construction	\$ 2,745,064
Principal Forgiveness	1,000,000
Amortized Loan Amount	\$ 1,745,064
Interest Rate	0.25%
Loan Term (Year)	30
Estimated Annual Debt Service	\$ 60,414
Administrative Fee (0.20%)	3,490
Annual Debt Service	\$ 63,904

V. PROJECT SCHEDULE

Estimated Bid Opening	December 2020
Estimated Construction Start	January 2021
Estimated Construction Completion	October 2021

VI. CUSTOMER COMPOSITION AND RATE STRUCTURE

A) Customers

	Current
Residential	722
Commercial	178
Industrial	1
Total	901

B) Rates

	Water Inside City		Water Outside City	
	Current	Prior	Current	Prior
Date of Last Rate Increase	07/01/20	07/01/18	07/01/20	07/01/18
Minimum 2,000 Gallons	\$24.65	\$23.93	\$29.28	\$28.42
Over 2,000 Gallons	5.34	5.18	5.34	5.18
Cost for 4,000 gallons	\$35.33	\$34.29	\$39.96	\$38.78
Increase %	3.0%		3.0%	
Affordability Index (Rate/MHI)	1.26%	1.23%	1.43%	1.39%

	Sewer Inside City		Sewer Outside City	
	Current	Prior	Current	Prior
Date of Last Rate Increase	07/01/20	07/01/18	07/01/20	07/01/18
Minimum 2,000 Gallons	\$27.38	\$26.58	\$32.52	\$31.57
Over 2,000 Gallons	5.94	5.76	5.94	5.76
Cost for 4,000 gallons	\$39.26	\$38.10	\$44.40	\$43.09
Increase %	3.0%		3.0%	
Affordability Index (Rate/MHI)	1.40%	1.36%	1.59%	1.54%

The City's Ordinance 2018-05-07 approved a 3% rate increase on water and sewer to take effect each July 1 of every even-numbered year until 2026.

VII. 2020 CAPITALIZATION GRANT EQUIVALENCIES

- 1) Green Project Reserve - The project is categorically green with its total project cost of \$2,745,064 qualifying for the Green Project Reserve (GPR) funding.
- 2) Subsidization - This project qualifies for additional subsidization. Principal forgiveness of 50% of the assistance amount, not to exceed \$1,000,000 will be credited to the loan balance upon release of liens on all contracts and disbursement of the final draw request by KIA to the borrower.

VIII. FINANCIAL ANALYSIS

Financial information was obtained from the audited financial statements for the years ended June 30, 2017 through June 30, 2019. The non-cash impact of GASB 68, Accounting and Financial Reporting for Pensions and GASB 75, Accounting and Financial Reporting for Postemployment Benefits Other Than Pensions, had been removed from the operating expenses. Percentage references in the History section below were based on whole dollar amounts and not the rounded amounts presented.

HISTORY

Combined water and sewer revenues increased 2.2% from \$ 1.35 million in 2017 to \$1.38 million in 2019 due to previously approved rate increases while operating expenses stayed consistent during the same time period. The debt coverage ratio was 2.4, 1.5, and 1.9 for 2017, 2018, and 2019 respectively.

The balance sheet reflected a current ratio of 0.6, debt to equity ratio of 0.5, and 53.7 days of sales in accounts receivable. The unrestricted cash of water and sewer operations was reported under the City's general fund, therefore the number of month of operating expenses in unrestricted cash was irrelevant.

PROJECTIONS

Projections are based on the following assumptions:

- 1) Total revenues will go up 3% each in every even-numbered year until 2026 as approved by Ordinance 2018-05-07.
- 2) Expenses will increase 2% each year for inflation.
- 3) The project will be ready to open bids immediately after KIA approval of the loan.
- 4) Debt service coverage is 1.7 in SFY2022 when principal and interest repayments for the loan begin.

Based on the pro forma assumptions, the utility shows adequate cash flow to repay the KIA Fund A loan.

REPLACEMENT RESERVE

The replacement reserve will be 5% (\$138,000 total) of the final amount borrowed prior to principal forgiveness to be funded annually (\$6,900 yearly) each December 1 for 20 years and maintained for the life of the loan.

IX. DEBT OBLIGATIONS

	Outstanding	Maturity
BB&T Lease	\$ 900,892	2027
KIA Loan A15-020	1,112,083	2036
KIA Loan C18-005	609,995	2025
Total	\$ 2,622,970	

X. CONTACTS

Legal Applicant	
Name	City of Eddyville
Address	PO Box 744 Eddyville, KY 42038
County	Lyon
Authorized Official	John Choat
Phone	(270) 388-2226
Email	john.choat@eddyvilleky.org

Project Contact - Applicant	
Name	Lynn Orange
Organization	City of Eddyville
Address	PO Box 744 Eddyville, KY 42038
Phone	(270) 388-2226
Email	eddyville@vci.net

Project Administrator	
Name	Kyle Cunningham
Organization	Pennyrile ADD
Address	300 Hammond Dr Hopkinsville, KY 42240
Phone	(270) 886-9484
Email	kyle.cunningham@ky.gov

Consulting Engineer	
Name	Charles McCann II
Firm	Rivercrest Engineering Inc
Address	7020 US Hwy 68 W Paducah, KY 42003
Phone	(618) 521-5421
Email	cmccann@rivercresteng.com

XI. RECOMMENDATIONS

KIA staff recommends approval of the loan with the standard conditions.

**CITY OF EDDYVILLE
FINANCIAL SUMMARY (JUNE YEAR END)**

	<u>Audited 2017</u>	<u>Audited 2018</u>	<u>Audited 2019</u>	<u>Projected 2020</u>	<u>Projected 2021</u>	<u>Projected 2022</u>	<u>Projected 2023</u>	<u>Projected 2024</u>
Balance Sheet								
Assets								
Current Assets	250,328	322,753	254,975	305,488	366,625	410,509	459,363	498,397
Other Assets	11,308,286	11,021,739	10,565,491	10,289,817	10,032,318	12,406,642	12,030,584	11,640,446
Total	11,558,614	11,344,492	10,820,466	10,595,305	10,398,943	12,817,151	12,489,947	12,138,843
Liabilities & Equity								
Current Liabilities	384,931	396,992	416,301	421,137	427,599	434,211	440,976	448,585
Long Term Liabilities	3,357,898	3,306,360	3,062,885	2,807,533	2,546,419	4,024,457	3,751,366	3,471,366
Total Liabilities	3,742,829	3,703,352	3,479,186	3,228,670	2,974,018	4,458,668	4,192,342	3,919,951
Net Assets	7,815,785	7,641,140	7,341,280	7,366,635	7,424,925	8,358,483	8,297,605	8,218,892
Cash Flow								
Revenues	1,350,634	1,337,674	1,380,330	1,380,330	1,421,650	1,421,650	1,464,209	1,464,209
Operating Expenses	822,529	890,944	812,965	832,724	849,308	873,124	890,378	907,978
Other Income	0	0	0	0	0	0	0	0
Cash Flow Before Debt Service	528,105	446,730	567,365	547,606	572,342	548,526	573,831	556,231
Debt Service								
Existing Debt Service	216,840	296,083	296,370	295,140	297,157	297,156	297,157	297,157
Proposed KIA Loan	0	0	0	0	0	31,952	63,904	63,904
Total Debt Service	216,840	296,083	296,370	295,140	297,157	329,108	361,061	361,061
Cash Flow After Debt Service	311,265	150,647	270,995	252,466	275,185	219,418	212,770	195,170
Ratios								
Current Ratio	0.7	0.8	0.6	0.7	0.9	0.9	1.0	1.1
Debt to Equity	0.5	0.5	0.5	0.4	0.4	0.5	0.5	0.5
Days Sales in Accounts Receivable	52.5	53.3	53.7	53.7	53.7	53.7	53.7	53.7
Months Operating Expenses in Unrestricted Cash	0.0	0.0	0.0	0.7	1.5	2.1	2.6	3.1
Debt Coverage Ratio	2.4	1.5	1.9	1.9	1.9	1.7	1.6	1.5

Page Left Blank
for 2 Sided Printing

**A
T
T
A
C
H
M
E
N
T**

I.B.2.

Page Left Blank
for 2 Sided Printing

A RESOLUTION AND ORDER OF THE BOARD OF DIRECTORS OF THE KENTUCKY INFRASTRUCTURE AUTHORITY AUTHORIZING ISSUANCE OF A CONDITIONAL COMMITMENT FOR ASSUMPTION OF THE INFRASTRUCTURE REVOLVING FUND LOAN (B10-01) BY THE LOUISVILLE AND JEFFERSON COUNTY METROPOLITAN SEWER DISTRICT, JEFFERSON COUNTY, KENTUCKY

WHEREAS, the Kentucky Infrastructure Authority (the "Authority") has been duly created as a body corporate and politic constituting a public corporation and a governmental agency of the Commonwealth of Kentucky pursuant to Chapter 224A of the Kentucky Revised Statutes (the "Act"); and

WHEREAS, pursuant to the Act, the Authority is duly and legally authorized to make loans to Governmental Agencies for the purpose of providing funds for the construction and acquisition of sanitary sewer facilities, water facilities or other types of infrastructure, and in that regard, to enter into Assistance Agreements with such Governmental Agencies governing the provisions in respect of which such loans are to be made, the amounts thereof and the repayment provisions in respect thereto; and

WHEREAS, the Authority anticipates entering into an Assumption Agreement for the B10-01 loan under the Authority's Revolving Loan Program (Fund B) with the Louisville and Jefferson County Metropolitan Sewer District; and

WHEREAS, the Authority wishes to establish terms and conditions on said Revolving Fund loans.

NOW, THEREFORE, THE KENTUCKY INFRASTRUCTURE AUTHORITY, ACTING BY AND THROUGH ITS BOARD OF DIRECTORS AS ITS DULY AUTHORIZED AND EMPOWERED GOVERNING BODY, DOES HEREBY RESOLVE AND ORDER, AS FOLLOWS:

Section 1. All statements of fact set forth in the preambles to this Resolution and Order are incorporated herein by reference, the same as if set forth verbatim. All such statements of fact are hereby declared to be true and accurate in all material respects.

Section 2. The Authority hereby authorizes the issuance of a conditional loan commitment for assumption of the B10-01 Fund B loan to the Louisville and Jefferson County Metropolitan Sewer District. The loan shall be subject to existing amortization schedules. Upon satisfaction of all conditions of the commitment, execution of an assumption agreement for this loan is authorized.

Section 3. The loan shall be repayable in 10 years until maturity in 2030 at an annual interest rate of 3% subject to determination of the tax status of the project. These terms are subject to adjustment upon changes in the project conditions or determination that the project will require authority financing to be done on a taxable basis.

Section 4. This Resolution and Order shall be in full force and effect from and after its adoption at a properly held meeting of the Kentucky Infrastructure Authority this 3rd day of December, 2020.

DENNIS KEENE, CHAIR
KENTUCKY INFRASTRUCTURE AUTHORITY

ATTEST:

MARGARET F. LINK, SECRETARY
KENTUCKY INFRASTRUCTURE AUTHORITY

REVIEWED BY:

MATTHEW STEPHENS, GENERAL COUNSEL
DEPARTMENT FOR LOCAL GOVERNMENT

A RESOLUTION AND ORDER OF THE BOARD OF DIRECTORS OF THE KENTUCKY INFRASTRUCTURE AUTHORITY AUTHORIZING ISSUANCE OF A CONDITIONAL COMMITMENT FOR ASSUMPTION OF THE INFRASTRUCTURE REVOLVING FUND LOAN (B10-04) BY THE LOUISVILLE AND JEFFERSON COUNTY METROPOLITAN SEWER DISTRICT, JEFFERSON COUNTY, KENTUCKY

WHEREAS, the Kentucky Infrastructure Authority (the "Authority") has been duly created as a body corporate and politic constituting a public corporation and a governmental agency of the Commonwealth of Kentucky pursuant to Chapter 224A of the Kentucky Revised Statutes (the "Act"); and

WHEREAS, pursuant to the Act, the Authority is duly and legally authorized to make loans to Governmental Agencies for the purpose of providing funds for the construction and acquisition of sanitary sewer facilities, water facilities or other types of infrastructure, and in that regard, to enter into Assistance Agreements with such Governmental Agencies governing the provisions in respect of which such loans are to be made, the amounts thereof and the repayment provisions in respect thereto; and

WHEREAS, the Authority anticipates entering into an Assumption Agreement for the B10-04 loan under the Authority's Revolving Loan Program (Fund B) with the Louisville and Jefferson County Metropolitan Sewer District; and

WHEREAS, the Authority wishes to establish terms and conditions on said Revolving Fund loans.

NOW, THEREFORE, THE KENTUCKY INFRASTRUCTURE AUTHORITY, ACTING BY AND THROUGH ITS BOARD OF DIRECTORS AS ITS DULY AUTHORIZED AND EMPOWERED GOVERNING BODY, DOES HEREBY RESOLVE AND ORDER, AS FOLLOWS:

Section 1. All statements of fact set forth in the preambles to this Resolution and Order are incorporated herein by reference, the same as if set forth verbatim. All such statements of fact are hereby declared to be true and accurate in all material respects.

Section 2. The Authority hereby authorizes the issuance of a conditional loan commitment for assumption of the B10-04 Fund B loan to the Louisville and Jefferson County Metropolitan Sewer District. The loan shall be subject to existing amortization schedules. Upon satisfaction of all conditions of the commitment, execution of an assumption agreement for this loan is authorized.

Section 3. The loan shall be repayable in 11 years until maturity in 2031 at an annual interest rate of 3% subject to determination of the tax status of the project. These terms are subject to adjustment upon changes in the project conditions or determination that the project will require authority financing to be done on a taxable basis.

Section 4. This Resolution and Order shall be in full force and effect from and after its adoption at a properly held meeting of the Kentucky Infrastructure Authority this 3rd day of December, 2020.

DENNIS KEENE, CHAIR
KENTUCKY INFRASTRUCTURE AUTHORITY

ATTEST:

MARGARET F. LINK, SECRETARY
KENTUCKY INFRASTRUCTURE AUTHORITY

REVIEWED BY:

MATTHEW STEPHENS, GENERAL COUNSEL
DEPARTMENT FOR LOCAL GOVERNMENT

A RESOLUTION AND ORDER OF THE BOARD OF DIRECTORS OF THE KENTUCKY INFRASTRUCTURE AUTHORITY AUTHORIZING ISSUANCE OF A CONDITIONAL COMMITMENT FOR ASSUMPTION OF THE INFRASTRUCTURE REVOLVING FUND LOAN (B15-006) BY THE LOUISVILLE AND JEFFERSON COUNTY METROPOLITAN SEWER DISTRICT, JEFFERSON COUNTY, KENTUCKY

WHEREAS, the Kentucky Infrastructure Authority (the "Authority") has been duly created as a body corporate and politic constituting a public corporation and a governmental agency of the Commonwealth of Kentucky pursuant to Chapter 224A of the Kentucky Revised Statutes (the "Act"); and

WHEREAS, pursuant to the Act, the Authority is duly and legally authorized to make loans to Governmental Agencies for the purpose of providing funds for the construction and acquisition of sanitary sewer facilities, water facilities or other types of infrastructure, and in that regard, to enter into Assistance Agreements with such Governmental Agencies governing the provisions in respect of which such loans are to be made, the amounts thereof and the repayment provisions in respect thereto; and

WHEREAS, the Authority anticipates entering into an Assumption Agreement for the B15-006 loan under the Authority's Revolving Loan Program (Fund B) with the Louisville and Jefferson County Metropolitan Sewer District; and

WHEREAS, the Authority wishes to establish terms and conditions on said Revolving Fund loans.

NOW, THEREFORE, THE KENTUCKY INFRASTRUCTURE AUTHORITY, ACTING BY AND THROUGH ITS BOARD OF DIRECTORS AS ITS DULY AUTHORIZED AND EMPOWERED GOVERNING BODY, DOES HEREBY RESOLVE AND ORDER, AS FOLLOWS:

Section 1. All statements of fact set forth in the preambles to this Resolution and Order are incorporated herein by reference, the same as if set forth verbatim. All such statements of fact are hereby declared to be true and accurate in all material respects.

Section 2. The Authority hereby authorizes the issuance of a conditional loan commitment for assumption of the B15-006 Fund B loan to the Louisville and Jefferson County Metropolitan Sewer District. The loan shall be subject to existing amortization schedules. Upon satisfaction of all conditions of the commitment, execution of an assumption agreement for this loan is authorized.

Section 3. The loan shall be repayable in 17 years until maturity in 2037 at an annual interest rate of 1.75% subject to determination of the tax status of the project. These terms are subject to adjustment upon changes in the project conditions or determination that the project will require authority financing to be done on a taxable basis.

Section 4. This Resolution and Order shall be in full force and effect from and after its adoption at a properly held meeting of the Kentucky Infrastructure Authority this 3rd day of December, 2020.

DENNIS KEENE, CHAIR
KENTUCKY INFRASTRUCTURE AUTHORITY

ATTEST:

MARGARET F. LINK, SECRETARY
KENTUCKY INFRASTRUCTURE AUTHORITY

REVIEWED BY:

MATTHEW STEPHENS, GENERAL COUNSEL
DEPARTMENT FOR LOCAL GOVERNMENT

EXECUTIVE SUMMARY		Reviewer	Alex Fisher	
KENTUCKY INFRASTRUCTURE AUTHORITY		Date	December 3, 2019	
FUND A, FEDERALLY ASSISTED WASTEWATER REVOLVING LOAN FUND		KIA Loan Number	B10-01, B10-04, B15-006	
BORROWER	LOUISVILLE & JEFFERSON COUNTY METROPOLITAN SEWER DISTRICT JEFFERSON COUNTY			
BRIEF DESCRIPTION				
Louisville and Jefferson County Metropolitan Sanitation District (MSD) has a pending acquisition for the Bullitt County Sanitation District for their sanitary sewer assets and customers. Three KIA Fund B loans will be assumed by MSD as part of the transaction. This acquisition has a finalizing closing date of March 2021.				
LOAN ASSUMPTIONS		PROJECT BUDGET		
B10-01	\$286,949	Loan Assumptions	\$676,262	
B10-04	311,220			
B15-006	78,093			
TOTAL	<u>\$676,262</u>	TOTAL	<u>\$676,262</u>	
REPAYMENT	Rate	Various	Est. Annual Payment	\$45,988
	Term	Various	1st Payment	Dec-19
PROFESSIONAL SERVICES	Engineer	N/A		
	Bond Counsel	Rubin & Hays		
PROJECT SCHEDULE				
	Estimated Closing	Mar-21		
DEBT PER CUSTOMER	Existing	\$10,259		
	Proposed	\$9,992		
OTHER DEBT See Attached				
RESIDENTIAL RATES				
		<u>Users</u>	<u>Avg. Bill</u>	
	Current (MSD)	243,512	\$51.45	(for 4,000 gallons)
	Additional (Bullitt Co.)	3,766	\$79.12	(for 4,000 gallons)
REGIONAL COORDINATION This project is consistent with regional planning recommendations.				
CASHFLOW (in thousands)	Cash Flow Before Debt Service	Debt Service	Cash Flow After Debt Service	Coverage Ratio
Audited 2018	201,878	124,787	77,091	1.6
Audited 2019	209,361	128,227	81,134	1.6
Audited 2020	224,355	131,383	92,972	1.7
Projected 2021	218,954	141,047	77,907	1.6
Projected 2022	232,832	145,718	87,114	1.6
Projected 2023	247,892	150,727	97,165	1.6
Projected 2024	264,223	157,605	106,618	1.7
Projected 2025	281,923	158,342	123,581	1.8

Reviewer: Alex Fisher
 Date: December 3, 2020
 Loan B10-01, B10-04, B15-
 Assumptions: 006

**KENTUCKY INFRASTRUCTURE AUTHORITY
 WASTEWATER REVOLVING LOAN FUND (FUND A)
 LOUISVILLE AND JEFFERSON COUNTY
 METROPOLITAN SEWER DISTRICT
 LOAN ASSUMPTIONS**

I. PROJECT DESCRIPTION

Louisville and Jefferson County Metropolitan Sewer District (“MSD”) plans to assume the following Fund B wastewater loans: B10-01, B10-04, B15-006 from the Bullitt County Sanitation District (BCSD) as part of MSD’s acquisition of the BCSD wastewater system and all of its assets. The existing loans were approved between 2010-2016 by the KIA board to fund various wastewater system improvement and expansion projects in Bullitt County. At this time, it is estimated that the acquisition will be completed by the end of March 2021.

Upon the execution of this transfer of assets, MSD will assume total ownership of BCSD. This merger will help provide the residents of Bullitt County seamless transition while adding capacity to MSD’s capacity and customer base. MSD will continue to honor the enacted ordinance increases for BCSD.

II. Assumed KIA Debt from Bullitt County Sanitation District

KIA Loans	B10-01	B10-04	B15-006
Project Status	Complete	Complete	Complete
Balance at November 11, 2020	\$ 286,949	\$ 311,220	\$ 78,093.19
Available Funds at November 11, 2020	\$ 0	\$ 0	\$ 0
Interest Rate	3.00%	3.00%	1.75%
Maturity	6/1/2030	6/1/2031	12/1/2037
Annual P&I	\$ 34,037.50	\$ 34,013.22	\$ 5,354.23

III. CUSTOMER COMPOSITION AND RATE STRUCTURE

A) Customers

	MSD Current	BCSD Current	Total
Residential	221,796	3,643	225,439
Commercial	21,331	122	21,453
Industrial	385	1	386
Total	243,512	3,766	247,278

B) Rates

MSD Rates	Current	Prior	Prior
Date of Last Rate Increase	08/01/20	08/01/19	8/1/2018
Minimum	\$17.68	\$16.84	\$15.75
Per 1,000 Gallons	4.83	4.60	4.30
Consent Decree Surcharge	14.45	13.76	12.87
Cost for 4,000 gallons	\$51.45	\$49.00	\$45.82
Increase %	5.0%	6.9%	
Affordability Index (Rate/MHI)	1.3%	1.3%	

Bullitt Co Rates	Current	Prior
Date of last rate increase	1/1/2020	1/1/2019
Minimum (2,000 gallons)	\$ 28.37	\$ 25.33
Minimum (per 1,000 gallons)	8.25	7.37
Cost for 4,000 gallons	\$ 44.87	40.07
Increase %	12%	

In 2016, Bullitt County Fiscal Court approved a series of 12% rate increases to occur annually for a period of 10 years starting January 1, 2017. MSD will continue these approved BCSD rate increases until the 10-year period ends in 2026.

IV. FINANCIAL ANALYSIS

Financial information was obtained from the audited financial statements for the years ended June 30, 2018 through June 30, 2020 from the combined wastewater and storm water funds. The non-cash impacts of GASB 68 – Accounting and Financial Reporting for Pensions and GASB 75 – Accounting and Financial Reporting for Other Postemployment Benefit have been removed from the operating expenses. Percentage references in the History section below are based on whole dollar amounts and not the rounded amounts presented.

HISTORY

Total revenues increased 14.3% from \$279 million in 2018 to \$319 million in 2020. MSD's board can approve rate increases up to 7% without needed approval from Louisville Metro Council which they have done in 2018 and 2019 audited years and 5% in 2020 driving the annual increases in revenue. Wastewater service charges totaled \$237.8 million in 2020 while storm water service charges totaled \$75 million. Operating expenses increased 17.6% during the same time period from \$93.8 million to \$110.3 million. Expense increases were attributed mostly to increased labor expense as well as various weather events (flooding) that occurred during the audited period observed. The debt coverage ratio for 2018-2020 was 1.62, 1.63, and 1.71 respectively (includes only net operating income).

The 1993 Sewer and Drainage System Revenue Bond Resolution requires MSD to provide available revenues sufficient to pay 110% of each year's aggregate net debt service on revenue bonds and 100% of operating expenses. Each year MSD's audit contains a Comparative Schedule of Debt Service Coverage which includes net operating income as well as other sources of revenue including investment income and current period payments of property owner assessments. When factoring in those additional revenue streams, MSD's debt coverage ratio from 2018-2020 was 1.9, 1.8, and 1.9 respectively. Moody's Investors Service affirmed an Aa3 rating for MSD on September 14, 2020 for outstanding senior revenue bonds with a stable outlook. S&P Rating Service affirmed an AA long term rating and stable outlook on September 11, 2020.

The 2020 balance sheet reflects a current ratio of 1.2, a debt to equity ratio of 3.6, 31.1 days sales in accounts receivable, and 10.9 months operating expenses in unrestricted cash.

PROJECTIONS

Projections are based on the following assumptions:

- 1) Revenues will increase 6.9% each forecasted year due to rate increases anticipated from MSD's Board.
- 2) Expenses will increase 4% for inflation and expected increases in general operational expenses for pending projects.
- 3) The forecast includes debt service for both approved KIA loans for MSD including A19-015 and A19-028 (total of \$25,870,000).
- 4) MSD will make the June 1, 2021 debt service payments for the existing Bullitt County Sanitation District KIA loans and all other existing BCSD debt assuming that the transfer is complete by that date.
- 5) Debt service coverage is 1.55 and above during the projected FY 2021-2025.

Based on the pro forma assumptions, the utility shows adequate cash flow to repay the KIA Fund A loan assumptions.

REPLACEMENT RESERVE

MSD maintains Debt Reserve Accounts equal to the maximum annual debt service requirements on its senior lien obligations (currently \$55 million). No additional replacement reserves will be required for this loan.

V. DEBT OBLIGATIONS

Amounts in thousands

Senior Debt

	<u>Outstanding</u>	<u>Maturity</u>
2009B Series Revenue Bonds (PIF)		
2009A Series Revenue Bonds (PIF)		
2009C Series Revenue Bonds	180,000	2040
2010A Series Revenue Bonds	330,000	2043
2011A Series Revenue Bonds	246,225	2034
2013A Series Revenue Bonds	115,790	2036
2013B Series Revenue Bonds	112,575	2038
2013C Series Revenue Bonds	99,250	2044
2014A Series Revenue Bonds	79,750	2045
2015A Series Revenue Bonds	173,160	2046
2015B Series Revenue Bonds	71,515	2038
2016A Series Revenue Bonds	149,290	2047
2016B Series Revenue Bonds	23,915	2036
2016C Series Revenue Bonds	50,515	2023
2017A Series Revenue Bonds	161,895	2048
2017B Series Revenue Bonds	32,885	2025
2018A Series Revenue Bonds	60,380	2038
2019A Series Revenue Bonds	24,770	2023
2020A Series Revenue Bonds (\$225,000)		2046
2020C Series Revenue Bonds (\$112,065)		TBD
<u>Senior Subordinate Debt</u>		
BAN Series 2019A	226,340	2021
Commercial Paper Notes, Series 2018 A	255,000	2023
Direct Purchase Notes, Series 2018 A	100	2021
2020 BAN (\$226,340)		2021
<u>Subordinate Debt</u>		
KIA Loan (A209-41 ARRA)	1,659	2033
KIA Loan (A19-015 i/a/o \$3,870)		TBD
KIA Loan (A19-028 i/a/o \$22,000)		TBD
KIA Loan (A98-04A, Crestwood, \$890,900)		2021

Total

\$ 2,395,014

VI. CONTACTS

Legal Applicant	
Entity Name	Louisville & Jefferson County Metropolitan Sewer District
Authorized Official	Tony Parrott (Executive Director)
County	Jefferson
Email	tony.parrott@louisvillemsd.org
Phone	502-540-6533
Address	PO Box 740011 Louisville, KY 40201

Applicant Contact	
Name	Brad Good (Controller)
Organization	Louisville & Jefferson County Metropolitan Sewer District
Email	brad.good@louisvillemsd.org
Phone	(502) 540-6131
Address	PO Box 740011 Louisville, KY 40201

VII. RECOMMENDATIONS

KIA staff recommends approval of the loan assumptions.

LOUISVILLE & JEFFERSON COUNTY METROPOLITAN SEWER DISTRICT
 FINANCIAL SUMMARY (JUNE YEAR END)

DOLLARS IN THOUSANDS

	Audited 2018	Audited 2019	Audited 2020	Projected 2021	Projected 2022	Projected 2023	Projected 2024	Projected 2025
Balance Sheet								
Assets								
Current Assets	139,927	169,448	154,200	169,448	175,946	187,663	200,425	215,083
Other Assets	3,164,908	3,278,999	3,491,878	3,451,211	3,432,994	3,410,888	3,397,289	3,398,957
Total	3,304,835	3,448,447	3,646,078	3,620,659	3,608,941	3,598,551	3,597,713	3,614,039
Liabilities & Equity								
Current Liabilities	125,320	113,705	130,032	140,968	144,228	149,680	148,949	152,472
Long Term Liabilities	2,470,841	2,564,190	2,719,316	2,663,188	2,618,326	2,556,176	2,495,958	2,433,416
Total Liabilities	2,596,161	2,677,895	2,849,348	2,804,156	2,762,553	2,705,856	2,644,906	2,585,888
Net Assets	708,674	770,552	796,730	816,503	846,387	892,695	952,807	1,028,152
Cash Flow								
Revenues	279,149	294,368	319,057	321,054	342,641	365,718	390,387	416,758
Operating Expenses	93,800	103,699	110,302	117,714	125,423	133,440	141,778	150,449
Other Income	16,529	18,692	15,600	15,614	15,614	15,614	15,614	15,614
Cash Flow Before Debt Service	201,878	209,361	224,355	218,954	232,832	247,892	264,223	281,923
Debt Service								
Existing Debt Service	124,787	128,227	131,383	140,926	145,486	150,603	157,483	158,221
Bullitt County Loan Assumptions & Bonds	0	0	0	121	232	124	122	121
Total Debt Service	124,787	128,227	131,383	141,047	145,718	150,727	157,605	158,342
Cash Flow After Debt Service	77,091	81,134	92,972	77,907	87,114	97,165	106,618	123,581
Ratios								
Current Ratio	1.1	1.5	1.2	1.2	1.2	1.3	1.3	1.4
Debt to Equity	3.7	3.5	3.6	3.4	3.3	3.0	2.8	2.5
Days Sales in Accounts Receivable	34.4	34.6	31.1	31.7	31.7	31.7	31.7	31.7
Months Operating Expenses in Unrestricted Cash	6.4	5.1	10.9	4.5	5.0	5.6	6.2	6.8
Debt Coverage Ratio	1.6	1.6	1.7	1.6	1.6	1.6	1.7	1.8

Page Left Blank
for 2 Sided Printing

**A
T
T
A
C
H
M
E
N
T**

I.B.3.

Page Left Blank
for 2 Sided Printing

**A RESOLUTION OF THE KENTUCKY INFRASTRUCTURE AUTHORITY
AUTHORIZING AND APPROVING THE ISSUANCE OF OBLIGATIONS OF
THE KENTUCKY INFRASTRUCTURE AUTHORITY TO REIMBURSE
CAPITAL EXPENDITURES MADE BY GOVERNMENTAL AGENCIES
PURSUANT TO LOANS MADE BY THE KENTUCKY INFRASTRUCTURE
AUTHORITY TO SUCH GOVERNMENTAL AGENCIES**

WHEREAS, the Board of Directors of the Kentucky Infrastructure Authority (the "Authority") has heretofore approved the undertaking of the projects described in further detail in Exhibit A (collectively, the "Project"); and

WHEREAS, the Authority anticipates making loans to governmental agencies pursuant to the provisions of Chapter 224A of the Kentucky Revised Statutes (the "Act") for the Project and the governmental agencies may be expected to pay and/or incur costs with respect to the Project ("Prior Capital Expenditures") on or after the date of this resolution and prior to the issuance of the obligations (the "Obligations") which will finance the Project.

NOW, THEREFORE BE IT RESOLVED by the Board of Directors of the Kentucky Infrastructure Authority as follows:

Section 1. The Board of Directors hereby approves the use of the Obligations to finance the costs of the Project in the maximum principal amount set forth in Exhibit A plus costs of issuance related thereto and amounts required to fund a debt service reserve, if any, and declares its intent that any Prior Capital Expenditures made by the governmental agencies pursuant to loans made by the Authority will be made in anticipation of the issuance of such Obligations to reimburse said Prior Capital Expenditures. This declaration is made pursuant to Treas. Reg. §1.150-2.

Section 2. The Executive Director and Treasurer of the Authority are hereby authorized and directed to reimburse, not later than eighteen months after the later of (i) the date of the expenditure or (ii) the date the item was placed in service, but in any event not later than three years after the original expenditure, only those Prior Capital Expenditures made with respect to assets having a reasonably expected economic life of at least one year, and in addition, eligible preliminary expenditures paid and incurred prior to commencement of the Project.

Section 3. The Authority finds and determines that, consistent with the Authority's budgetary and financial circumstances, it does not have funds currently available and does not expect to have funds available in the future that may be allocated on a long-term basis, other than the proceeds of the Obligations, to finance the Prior Capital Expenditures.

Section 4. The Authority hereby directs the Executive Director, Secretary, and Treasurer to take the following action at the time the Prior Capital Expenditures are reimbursed from proceeds of the Obligations: (i) evidence the reimbursement on the books and records maintained with respect to the Obligations, and (ii) identify either the actual prior expenditure to be reimbursed or, in the case of reimbursement of a fund or account, the fund or account from which the expenditure was paid.

Section 5. The books, records and proceedings of the Authority with respect to this resolution shall be made reasonably available by the Authority for its inspection by the general public at the Authority's administrative office every business day during normal business hours commencing no later than 30 days after the passage of this resolution. Said books, record and proceedings of the Authority with respect to this resolution will continue to be reasonably available to the general public until the date of issuance of the Obligations.

Section 6. This Resolution shall be in full force and effect from and after its adoption. Passed and adopted this 3rd day of December, 2020.

LINDA BRIDWELL, DEPUTY EXECUTIVE DIRECTOR
KENTUCKY INFRASTRUCTURE AUTHORITY

ATTEST:

MARGARET F. LINK, SECRETARY
KENTUCKY INFRASTRUCTURE AUTHORITY

REVIEWED BY:

MATTHEW STEPHENS, GENERAL COUNSEL
DEPARTMENT FOR LOCAL GOVERNMENT

EXHIBIT A

<u>APPLICANT</u>	<u>LOAN #</u>	<u>AMOUNT</u>	<u>LOAN TOTAL</u>
City of Eddyville (Construction)	A21-003	\$2,321,100	\$2,745,064


Page Left Blank
for 2 Sided Printing

**A
T
T
A
C
H
M
E
N
T**

I.B.5.

Page Left Blank
for 2 Sided Printing

SUGGEST 2021 KIA BOARD DATES



January	Thursday, January 7th
February	Thursday, February 4th
March	Thursday, March 4th
April	Thursday, April 1st
May	Thursday, May 6th
June	Thursday, June 3rd
July	Thursday, July 1st
August	Thursday, August 5th
September	Thursday, September 23rd
October	NO MEETING
November	Thursday, November 4th
December	Thursday, December 2nd

**1:00 PM
Via Zoom, until
further notice**

Page Left Blank
for 2 Sided Printing

FUNDS A, A2, B, B1, B2, C, F, F2

Kentucky CWSRF Sources and Uses of Funds for SFY 2021

July 1, 2020 through June 30, 2021

Funding Sources	Federal Contribution	State Contribution	CWSRF Fund	Total
Estimated Deobligated Funds (net of increases)			32,611,000	32,611,000
Loan Repayments (P&I)			63,405,000	63,405,000
Investment Interest Earnings			50,000	50,000
Banked Prior Year Administration Funds	445,000			445,000
FFY 2020 Capitalization Grant	20,225,000	4,045,000		24,270,000
Total Funding Sources	20,670,000	4,045,000	96,066,000	120,781,000

Projects Approved by the KIA Board in SFY 2021

Borrower	Loan Number	New Loan Commitments	Loan Increase Commitments	Board Date
City of Pineville	A20-004	2,454,000		07/09/20
City of Bedford	A20-023	909,500		07/09/20
City of Calvert City	A20-018	2,905,800		08/06/20
City of Dawson Springs	A20-019	1,000,000		08/06/20
City of Lewisburg	A21-001	533,894		08/06/20
Greenup Joint Sewer Agency	A20-029	2,715,000		09/24/20
Total Commitments:		10,518,194	0	

Total Funding Sources:	120,781,000
Less Leverage Bond Debt Service:	-21,695,000
Less Banked Prior Year Administration:	-445,000
Less Administration:	-809,000
Less Total Commitments:	-10,518,194
Funds for Projects Pending Approval:	87,313,806

Kentucky DWSRF Sources and Uses of Funds for SFY 2021

July 1, 2020 through June 30, 2021

Funding Sources	Federal Contribution	State Contribution	DWSRF Fund	Total
Uncommitted Prior Year Loan Funds			38,683,000	38,683,000
Loan Repayments (P&I)			17,005,840	17,005,840
Investment Interest Earnings			20,000	20,000
Banked Prior Year Set-Aside Funds	1,000,000			1,000,000
2019 Capitalization Grant	18,144,000	3,628,800		21,772,800
Total Funding Sources	19,144,000	3,628,800	55,708,840	78,481,640

Projects Approved by the KIA Board in SFY 2021

Borrower	Loan Number	New Loan Commitments	Loan Increase Commitments	Board Date
City of Whitesburg	F20-026	600,000		8/6/20; 11/5/20
City of Whitesburg	F21-019	2,200,000		11/05/20
McCreary County WD	F21-025	270,000		11/05/20
City of Hazard	F21-076	1,637,500		11/05/20
	Total Commitments:	4,707,500	0	

Total Funding Sources:	78,481,640
Less Leverage Bond Debt Service:	-5,308,000
Less Banked Prior Year Set-Aside Funds:	-1,000,000
Less Administration:	-725,760
Less State Program Management:	-1,814,400
Less Technical Assistance:	-362,880
Less Local and Other Assistance:	-2,721,600
Less Total Commitments:	-4,707,500
Funds for Projects Pending Approval:	61,841,500

**KENTUCKY INFRASTRUCTURE AUTHORITY
FEDERALLY ASSISTED WASTEWATER REVOLVING LOAN FUND ---- (FUND A)**

AVAILABLE FUNDS FFY 1989:

FEDERAL TITLE VI GRANT FUNDS	\$33,237,382
UNUSED TITLE II GRANT FUNDS	\$5,873,998
BOND PROCEEDS (20%)	\$7,822,276
ADMINISTRATION (4%)	(\$1,564,455)
NET 89 SRF FUNDS	\$45,369,201

AVAILABLE FUNDS FFY 1990:

FEDERAL TITLE VI GRANT FUNDS	\$17,798,449
BOND PROCEEDS (20%)	\$3,559,690
ADMINISTRATION (4%)	(\$711,938)
NET 90 SRF FUNDS	\$20,646,201

AVAILABLE FUNDS FFY 1991:

FEDERAL TITLE VI GRANT FUNDS	\$31,258,282
BOND PROCEEDS (20%)	\$6,251,656
ADMINISTRATION (4%)	(\$1,250,331)
NET 91 SRF FUNDS	\$36,259,607

AVAILABLE FUNDS FFY 1992:

FEDERAL TITLE VI GRANT FUNDS	\$25,429,111
BOND PROCEEDS (20%)	\$5,085,822
ADMINISTRATION (4%)	(\$1,017,164)
NET 92 SRF FUNDS	\$29,497,769

AVAILABLE FUNDS FFY 1993:

FEDERAL TITLE VI GRANT FUNDS	\$24,462,603
BOND PROCEEDS (20%)	\$4,892,521
ADMINISTRATION (4%)	(\$978,504)
NET 93 SRF FUNDS	\$28,376,620

AVAILABLE FUNDS FFY 1994:

FEDERAL TITLE VI GRANT FUNDS	\$15,178,779
BOND PROCEEDS (20%)	\$3,035,756
ADMINISTRATION (4%)	(\$607,151)
NET 94 SRF FUNDS	\$17,607,384

AVAILABLE FUNDS FFY 1995:

FEDERAL TITLE VI GRANT FUNDS	\$15,676,353
BOND PROCEEDS (20%)	\$3,135,271
ADMINISTRATION (4%)	(\$627,054)
NET 95 SRF FUNDS	\$18,184,570

AVAILABLE FUNDS FFY 1996:

FEDERAL TITLE VI GRANT FUNDS	\$25,678,432
BOND PROCEEDS (20%)	\$5,135,686
ADMINISTRATION (4%)	(\$1,027,137)
NET 96 SRF FUNDS	\$29,786,981

ADDITIONAL FUNDS FFY 1997:

FEDERAL TITLE VI GRANT FUNDS	\$7,912,200
BOND PROCEEDS (20%)	\$1,582,440
ADMINISTRATION (4%)	(\$316,488)
NET ADD'L 97 SRF FUNDS	\$9,178,152

AVAILABLE FUNDS FFY 1998:

FEDERAL TITLE VI GRANT FUNDS	\$17,138,187
BOND PROCEEDS (20%)	\$3,427,637
ADMINISTRATION (4%)	(\$685,527)
NET 98 SRF FUNDS	\$19,880,297

AVAILABLE FUNDS FFY 1999:

FEDERAL TITLE VI GRANT FUNDS	\$17,139,573
BOND PROCEEDS (20%)	\$3,427,914
ADMINISTRATION (4%)	(\$685,582)
NET 98 SRF FUNDS	\$19,881,905

AVAILABLE FUNDS FFY 2000:

FEDERAL TITLE VI GRANT FUNDS	\$17,081,460
BOND PROCEEDS (20%)	\$3,416,292
ADMINISTRATION (4%)	(\$683,258)
NET 00 SRF FUNDS	\$19,814,494

AVAILABLE FUNDS FFY 2001:

FEDERAL TITLE VI GRANT FUNDS	\$16,929,594
BOND PROCEEDS (20%)	\$3,385,919
ADMINISTRATION (4%)	(\$677,184)
NET 01 SRF FUNDS	\$19,638,329

AVAILABLE FUNDS FFY2005:

FEDERAL TITLE VI GRANT FUNDS	\$13,714,668
BOND PROCEEDS (20%)	\$2,742,934
ADMINISTRATION (4%)	(\$548,586)
NET 05 SRF FUNDS	\$15,909,016

AVAILABLE FUNDS FFY2006:

FEDERAL TITLE VI GRANT FUNDS	\$11,145,123
BOND PROCEEDS (20%)	\$2,229,025
ADMINISTRATION (4%)	(\$445,804)
NET 06 SRF FUNDS	\$12,928,344

AVAILABLE FUNDS FFY2007:

FEDERAL TITLE VI GRANT FUNDS	\$13,621,905
BOND PROCEEDS (20%)	\$2,724,381
ADMINISTRATION (4%)	(\$544,876)
NET 07 SRF FUNDS	\$15,801,410

AVAILABLE FUNDS FFY2008:

FEDERAL TITLE VI GRANT FUNDS	\$8,648,100
BOND PROCEEDS (20%)	\$1,729,620
ADMINISTRATION (4%)	(\$345,924)
NET 08 SRF FUNDS	\$10,031,796

AVAILABLE FUNDS FFY2009:

FEDERAL TITLE VI GRANT FUNDS	\$8,648,100
BOND PROCEEDS (20%)	\$1,729,620
ADMINISTRATION (4%)	(\$345,924)
NET 09 SRF FUNDS	\$10,031,796

AVAILABLE FUNDS FFY2010:

FEDERAL TITLE VI GRANT FUNDS	\$25,932,000
BOND PROCEEDS (20%)	\$5,186,400
ADMINISTRATION (4%)	(\$1,037,280)
NET 10 SRF FUNDS	\$30,081,120

AVAILABLE FUNDS FFY2011:

FEDERAL TITLE VI GRANT FUNDS	\$18,794,000
BOND PROCEEDS (20%)	\$3,758,800
ADMINISTRATION (4%)	(\$751,760)
NET 11 SRF FUNDS	\$21,801,040

AVAILABLE FUNDS FFY2012:

FEDERAL TITLE VI GRANT FUNDS	\$17,987,000
BOND PROCEEDS (20%)	\$3,597,400
ADMINISTRATION (4%)	(\$719,480)
NET 12 SRF FUNDS	\$20,864,920

AVAILABLE FUNDS FFY2013:

FEDERAL TITLE VI GRANT FUNDS	\$16,992,000
BOND PROCEEDS (20%)	\$3,398,400
ADMINISTRATION (4%)	(\$679,680)
NET 13 SRF FUNDS	\$19,710,720

AVAILABLE FUNDS FFY2014:

FEDERAL TITLE VI GRANT FUNDS	\$17,845,000
BOND PROCEEDS (20%)	\$3,569,000
ADMINISTRATION (4%)	(\$713,800)
NET 14 SRF FUNDS	\$20,700,200

AVAILABLE FUNDS FFY2015:

FEDERAL TITLE VI GRANT FUNDS	\$17,754,000
BOND PROCEEDS (20%)	\$3,550,800
ADMINISTRATION (4%)	(\$710,160)
NET 15 SRF FUNDS	\$20,594,640

AVAILABLE FUNDS FFY2016:

FEDERAL TITLE VI GRANT FUNDS	\$17,005,000
BOND PROCEEDS (20%)	\$3,401,000
ADMINISTRATION (4%)	(\$680,200)
NET 16 SRF FUNDS	\$19,725,800

AVAILABLE FUNDS FFY2017:

FEDERAL TITLE VI GRANT FUNDS	\$16,874,000
BOND PROCEEDS (20%)	\$3,374,800
ADMINISTRATION (4%)	(\$674,960)
NET 17 SRF FUNDS	\$19,573,840

AVAILABLE FUNDS FFY 2002:

FEDERAL TITLE VI GRANT FUNDS	\$16,967,313
BOND PROCEEDS (20%)	\$3,393,463
ADMINISTRATION (4%)	(\$678,692)
NET 02 SRF FUNDS	<u>\$19,682,084</u>

AVAILABLE FUNDS FFY2003:

FEDERAL TITLE VI GRANT FUNDS	\$16,857,027
BOND PROCEEDS (20%)	\$3,371,405
ADMINISTRATION (4%)	(\$674,281)
NET 03 SRF FUNDS	<u>\$19,554,151</u>

AVAILABLE FUNDS FFY2004:

FEDERAL TITLE VI GRANT FUNDS	\$16,867,224
BOND PROCEEDS (20%)	\$3,373,445
ADMINISTRATION (4%)	(\$674,688)
NET 04 SRF FUNDS	<u>\$19,565,981</u>

AVAILABLE FUNDS FFY2018:

FEDERAL TITLE VI GRANT FUNDS	\$20,428,000
BOND PROCEEDS (20%)	\$4,085,600
ADMINISTRATION (4%)	(\$817,120)
NET 18 SRF FUNDS	<u>\$23,696,480</u>

AVAILABLE FUNDS FFY2019:

FEDERAL TITLE VI GRANT FUNDS	\$20,223,000
BOND PROCEEDS (20%)	\$4,044,600
ADMINISTRATION (4%)	(\$808,920)
NET 19 SRF FUNDS	<u>\$23,458,680</u>

ACCUMULATED SRF FUNDS**\$657,833,528****CURRENT REVOLV/SURPL FUND BAL****\$168,531,882****LEVERAGE FUND BALANCE****\$0**

TOTAL PROJECT AMOUNT	KIA LOAN AMOUNT	DATE APPROVED
----------------------	-----------------	---------------

PROJECTS APPROVED IN SFY 1989:

1 PIKEVILLE, CITY OF (1)	\$3,047,285	\$3,199,217 (c)	05-03-89	(AMD. 11-19-90 & 9-16-91)
2 MANCHESTER, CITY OF	\$4,451,803	\$2,209,119 (c)	5-03-89	
3 JENKINS, CITY OF	\$2,724,307	\$1,654,780 (c)	5-03-89	
TOTALS	<u>\$10,223,395</u>	<u>\$7,063,116</u>		

4 MT. WASHINGTON, CITY OF	\$1,957,322	\$908,187 (c)	8-07-89	
5 MAYFIELD, CITY OF	\$4,067,194	\$3,425,343 (c)	8-07-89	(AMD. 8-16-90)
6 DANVILLE, CITY OF	\$634,900	\$418,055 (c)	8-07-89; 70/7/04	Assumed from Perryville
7 JACKSON, CITY OF (1)	\$3,241,350	\$1,606,068 (c)	9-27-89	(AMD. 11-12-92)
8 SOUTH SHORE, CITY OF	\$2,982,085	\$2,031,315 (c)	12-13-89	(AMD. 6-20-91)
TOTALS	<u>\$12,882,851</u>	<u>\$8,388,968</u>		

PROJECTS APPROVED IN SFY 1991:

9 LEWISBURG, CITY OF	\$751,974	\$667,388 (c)	8-16-90	
10 PROVIDENCE, CITY OF (1)	\$3,803,625	\$2,828,680 (c)	8-16-90	
11 PROVIDENCE, CITY OF (2)	\$820,069	\$820,069 (c)	8-16-90	
12 CAMPTON, CITY OF	\$669,615	\$367,641 (c)	8-16-90	(AMD. 11-19-90)
13 BOWLING GREEN, CITY OF (1)	\$9,459,163	\$6,570,011 (c)	11-19-90	
14 BOWLING GREEN, CITY OF (2)	\$2,616,756	\$2,616,756 (c)	11-19-90	
15 ELIZABETHTOWN, CITY OF	\$9,851,000	\$9,226,158 (c)	1-31-91	
16 PINEVILLE, CITY OF (1)	\$3,169,900	\$2,293,544 (c)	3-28-91	(AMD. 11-12-92 & 12-1-93)
17 BUTLER, CITY OF	\$373,850	\$187,950 (c)	3-28-91	
18 LONDON, CITY OF	\$7,148,495	\$6,305,753 (c)	6-20-91	
TOTALS	<u>\$38,664,447</u>	<u>\$31,883,950</u>		

PROJECTS APPROVED IN SFY 1992:

19 BOYD COUNTY FISCAL COURT	\$3,789,000	\$2,237,342 (c)	7-24-91	
20 WILLIAMSBURG, CITY OF	\$1,024,110	\$931,344 (c)	9-16-91	
21 GREENUP, CITY OF	\$453,800	\$442,739 (c)	9-16-91	(AMD. 1-23-93)
22 GEORGETOWN, CITY OF	\$6,009,300	\$6,119,705 (c)	9-16-91	
23 STANFORD, CITY OF	\$1,177,312	\$685,289 (c)	9-16-91	
24 HICKMAN, CITY OF	\$2,641,171	\$1,779,494 (c)	9-18-91	(AMD. 11-12-92)
25 BRANDENBURG, CITY OF	\$2,091,294	\$1,802,290 (c)	11-01-91	(AMD. 5-13-92)
26 MIDDLESBORO, CITY OF	\$832,085	\$175,785 (c)	11-01-91	
27 CAMPBELL/KENTON S.D. (MELBOURNE)	\$1,196,365	\$773,156 (c)	11-01-91	(AMD. 9-10-92)
28 MURRAY, CITY OF	\$5,121,690	\$5,161,272 (c)	11-01-91	
29 CUMBERLAND, CITY OF	\$1,366,700	\$680,417 (c)	12-04-91	
30 WHEELWRIGHT, CITY OF	\$971,000	\$361,675 (c)	12-04-91	
31 EMINENCE, CITY OF	\$4,071,300	\$1,328,600 (c)	2-25-92	(REAP. 2-16-94)
32 PADUCAH-MCCRACKEN JOINT SEWER AGENCY	\$1,889,950	\$1,495,501 (c)	5-13-92	(ASSUMED FROM REIDLAND)
33 FLEMINGSBURG, CITY OF	\$1,128,194	\$1,142,183 (c)	5-13-92	
34 WEBSTER COUNTY FISCAL COURT	\$3,211,937	\$2,378,237 (c)	5-13-92	(REAP. 9-27-94)
TOTALS	<u>\$36,975,208</u>	<u>\$27,495,029</u>		

PROJECTS APPROVED IN SFY 1993:

35 FRANKLIN, CITY OF (1)	\$497,979	\$497,979 (c)	9-10-92	AMD.
36 CORINTH, CITY OF	\$1,089,866	\$200,766 (c)	11-12-92	
37 PLEASUREVILLE, CITY OF	\$2,976,200	\$785,200 (c)	11-12-92	(AMD. 3-31-95)
38 HOPKINSVILLE, CITY OF (1)	\$9,845,968	\$9,693,741 (c)	12-17-92	(AMD. 9-1-94)
39 MARTIN, CITY OF	\$2,295,847	\$579,212 (c)	12-17-92	
40 OLIVE HILL, CITY OF	\$3,245,120	\$2,426,003 (c)	01-29-93	(AMD 10/6/05)
41 NICHOLASVILLE PUBLIC UTILITIES	\$16,340,413	\$15,740,449 (c)	05-05-93	(REAP. 3-31-95)(AMD.12-18-98)
TOTALS	<u>\$36,291,393</u>	<u>\$29,923,350</u>		

	TOTAL PROJECT AMOUNT	KIA LOAN AMOUNT	DATE APPROVED	
PROJECTS APPROVED IN SFY 1994:				
42	PINEVILLE, CITY OF (2)	\$940,000	\$418,542 (c)	07-07-93 (REAP. 3-31-95)
43	IRVINE, CITY OF	\$2,883,563	\$1,658,248 (c)	08-31-93 (REAP. 3-31-95 & AMD. 8-29-96)
44	BENHAM, CITY OF	\$1,916,066	\$853,191 (c)	08-31-93 (REAP. 3-31-95)
45	PRINCETON, CITY OF (Part 1)	\$3,722,362	\$2,365,520 (c)	12-01-93 (REAP. 5-30-95)
46	PRINCETON, CITY OF (Part 2)	\$1,045,618	\$597,712 (c)	12-01-93 (REAP. 5-30-95)
47	HOPKINSVILLE, CITY OF	\$885,720	\$646,748 (c)	02-16-94; 4-7-11 (REAP. 8-30-95) Assumed from Crofton (AMD.5-30-95)(AMD.7-13-98)
48	LEDBETTER SANITATION DISTRICT #1	\$4,767,980	\$3,624,359 (c)	05-11-94
49	HAZARD, CITY OF	\$7,746,540	\$6,511,067 (c)	05-11-94
50	SHELBY COUNTY SANITATION DISTRICT #1	\$2,100,000	\$1,402,737 (c)	05-11-94 (Assumed from Shelby Co SD #1 (AMD. 7-17-95)
51	LAGRANGE, CITY OF	\$898,515	\$832,777 (c)	06-29-94
52	MADISONVILLE, CITY OF	\$15,713,000	\$15,552,994 (c)	06-29-94
53	DAWSON SPRINGS, CITY OF	\$846,480	\$816,170 (c)	06-29-94
54	CATLETTSBURG, CITY OF	\$5,678,656	\$3,200,000 (s)	06-29-94 (REAP. 12-5-95)(AMD.12-4-96)
	TOTALS	\$49,144,500	\$38,480,065	
PROJECTS APPROVED IN SFY 1995:				
55	HOPKINSVILLE, CITY OF	\$401,000	\$240,264 (c)	08-30-94; 4-7-11 Assumed from Pembroke
56	MT. STERLING, CITY OF	\$1,110,540	\$1,055,969 (c)	08-30-94
57	WEST LIBERTY, CITY OF	\$737,972	\$329,764 (c)	08-30-94 (AMD. 2-26-96)
58	MT. VERNON, CITY OF	\$998,650	\$652,162 (c)	08-30-94 (REAP. 2-26-96) (REAP.3-6-97)
59	WORTHINGTON, CITY OF	\$790,000	\$388,332 (c)	08-30-94
60	SOMERSET, CITY OF	\$2,759,200	\$2,631,067 (c)	08-30-94
61	PERRY COUNTY S.D. #1	\$845,790	\$601,673 (c)	08-30-94 (AMD. 6/1/97)
62	BOYD COUNTY (PHASE II)	\$6,990,000	\$6,270,000 (s)	09-27-94 (AMD. 2-2-95)(AMD 12-10-99)
63	FRANKLIN, CITY OF (2)	\$2,600,080	\$2,572,240 (c)	09-27-94
64	BRODHEAD, CITY OF	\$899,411	\$502,650 (c)	11-29-94
65	NEWPORT, CITY OF	\$1,759,645	\$1,596,327 (c)	11-29-94 (AMD. 8-29-96)
66	PIKEVILLE, CITY OF (2)	\$3,466,413	\$2,134,015 (c)	11-29-94 (AMD. 8-30-95) (AMD.6-19-97)(ASSUMED FROM REIDLAND)
67	PADUCAH-MCCRACKEN JOINT SEWER AGENCY	\$3,798,069	\$3,516,117 (c)	11-29-94
68	HOPKINSVILLE, CITY OF (2)	\$3,715,533	\$3,191,098 (c)	02-02-95
69	JENKINS, CITY OF (2)	\$719,755	\$719,755 (c)	02-02-95
70	RUSSELL, CITY OF	\$244,730	\$71,666 (c)	02-02-95
71	LEBANON, CITY OF	\$6,491,336	\$5,805,838 (c)	03-31-95
72	REGIONAL WATER RESOURCE AGENCY (O'BORO)	\$11,885,276	\$7,160,493 (c)	03-31-95
73	MOREHEAD, CITY OF (RCSD)	\$3,347,424	\$3,130,152 (c)	03-31-95 (Assumed from RCSD)
74	GREENUP CO. ENVIRONMENTAL COMMISSION	\$3,798,920	\$3,370,168 (c)	5-30-95 (AMD. 3/16/99)
75	BOYD / GREENUP SANITATION DISTRICT #1	\$391,116	\$371,573 (c)	5-30-95
76	PIKEVILLE, CITY OF	\$1,953,260	\$462,584 (c)	5-30-95; 3/2/06 Assumed from Mtn WD
	TOTALS	\$59,704,120	\$46,773,907	
PROJECTS APPROVED IN SFY 1996:				
	NONE	\$0	\$0	
	TOTALS	\$0	\$0	
PROJECTS APPROVED IN SFY 1997:				
77	HARLAN, CITY OF	\$6,053,575	\$2,546,299 (c)	7-18-96 (REAP. 4-27-98)
78	HAWESVILLE, CITY OF	\$871,000	\$435,000 (c)	7-18-96
79	EMINENCE, CITY OF	\$1,381,339	\$945,408 (c)	7-18-96
80	SCOTTSVILLE, CITY OF	\$4,608,815	\$3,959,472 (c)	7-18-96
81	ELKHORN CITY, CITY OF	\$926,726	\$926,726 (c)	7-18-96 (AMD 4-1-98)
82	GRAYSON, CITY OF	\$3,635,970	\$3,424,567 (s)	7-18-96 (AMD. 9-1-98)
83	MOREHEAD, CITY OF	\$2,357,176	\$781,381 (c)	7-18-96
84	JACKSON, CITY OF	\$719,287	\$681,983 (c)	8-29-96
85	LAWRENCE, COUNTY OF	\$1,566,000	\$868,219 (c)	3-6-97 (AMD 11/1/01)
86	GREENUP CO. ENVIRONMENTAL COMMISSION	\$2,368,793	\$2,331,195 (c)	3-6-97
87	HARDIN CO WATER DISTRICT 1	\$4,846,450	\$4,809,652 (c)	6-19-97; 3/6/08 Assumed from Radcliff
88	WARREN COUNTY WATER DISTRICT (1)	\$1,082,400	\$980,781 (c)	6-19-97
	TOTALS	\$30,417,531	\$22,690,683	
PROJECTS APPROVED IN SFY 1998:				
89	CRESTWOOD, CITY OF	\$351,516	\$351,516 (c)	8-14-97; 3/2/06 (A1) Assump. fell through
90	PARIS, CITY OF	\$723,734	\$402,667 (c)	11-10-97 (A1)
91	LEWISPORT, CITY OF	\$2,279,000	\$1,074,308 (c)	11-10-97
92	MAYSVILLE, CITY OF	\$12,538,828	\$11,722,252 (c)	2-26-98
93	WARREN COUNTY WATER DISTRICT (2)	\$265,000	\$253,057 (c)	2-26-98
94	PRESTONSBURG, CITY OF	\$4,392,500	\$919,183 (c)	2-26-98
95	Louisville & Jefferson Co. Metro. Sewer Dist.	\$10,358,404	\$6,498,266 (c)	4/27/98; 3/2/06; 4/4/19 Assumed from Crestwood
	TOTALS	\$30,908,982	\$21,221,249	

	TOTAL PROJECT AMOUNT	KIA LOAN AMOUNT	DATE APPROVED	
<u>PROJECTS APPROVED IN SFY 1999:</u>				
96 PARIS, CITY OF	\$7,528,385	\$5,943,287 (c)	9-1-98	
97 MIDWAY, CITY OF	\$282,250	\$141,125 (c)	10-13-98	(A1)
98 MAYFIELD, CITY OF	\$1,401,962	\$1,160,472 (c)	10-13-98	
99 WURLAND, CITY OF	\$125,900	\$103,950 (c)	12/18/98; 6/26/14	(A1) Assumed by Greenup JSA - B14-013
100 DANVILLE, CITY OF	\$7,712,132	\$7,615,106 (c)	12-18-98	(AMD 01/8/04)
101 LEWIS COUNTY SANITATION DIST NO. 1	\$2,924,800	\$620,001 (c)	04-27-99	AMD 10/7/99
TOTALS	\$19,975,429	\$15,583,941		
<u>PROJECTS APPROVED IN SFY 2000:</u>				
102 MOREHEAD, CITY OF	\$1,100,372	\$279,000 (c)	09-01-99	
103 HOPKINSVILLE, CITY OF	\$889,478	\$834,891 (c)	09-01-99	AMD 6/8/00
104 RWRA-OWENSBORO	\$26,264,248	\$25,963,257 (c)	12/10/99	AMD 6/2/05
105 SOUTH SHORE, CITY OF	\$502,790	\$188,849 (c)	12/10/99	
106 MOREHEAD, CITY OF	\$592,695	\$257,300 (c)	4/4/00	
107 MIDWAY, CITY OF	\$4,337,596	\$702,589 (c)	6/6/2000	
TOTALS	\$33,687,179	\$28,225,886		
<u>PROJECTS APPROVED IN SFY 2001:</u>				
108 PIKEVILLE, CITY OF	\$1,205,484	\$1,116,574 (c)	07/18/2000; 5/16/01	
109 WURLAND, CITY OF	\$1,717,540	\$1,561,400 (c)	9/6/01; 3/2/06	Assumed from Mtn WD
110 LEITCHFIELD, CITY OF	\$6,146,196	\$5,355,560 (c)	7/18/00; 6/26/14	Assumed by Greenup JSA - B14-013
111 CLOVERPORT, CITY OF	\$57,500	\$57,500 (c)	8/29/00	
112 WHITE PLAINS, CITY OF	\$2,250,400	\$669,700 (c)	11/22/00	(A1)
113 MANCHESTER, CITY OF	\$5,060,376	\$1,053,589 (c)	12/21/00	
114 ARLINGTON, CITY OF	\$677,333	\$167,567 (c)	1/25/01	
TOTALS	\$17,114,829	\$9,981,890		
<u>PROJECTS APPROVED IN SFY2002:</u>				
115 CARROLLTON, CITY OF	\$6,997,101	\$2,518,301 (c)	8/9/01	AMD 9/6/01
116 MT. STERLING WAT & SEW COMMISSION	\$13,908,185	\$11,936,783 (c)	2/7/02	
117 SHEPHERDSVILLE, CITY OF	\$9,976,728	\$7,581,466 (c)	2/7/02	
118 MARION, CITY OF	\$312,715	\$312,715 (c)	3/7/02	(A1) AMD 1/9/03
119 GREENVILLE, CITY OF	\$2,242,571	\$2,223,347 (c)	3/7/02	
120 LEBANON JUNCTION, CITY OF	\$2,898,419	\$1,813,385 (c)	4/4/02	AMD 7/1/05
121 HARRODSBURG, CITY OF	\$4,418,916	\$3,314,760 (c)	5/2/02	
122 GREENUP JOINT SEWER AGENCY	\$1,782,900	\$1,782,872 (c)	6/6/02; 6/26/14	Assumed from Wurland
TOTALS	\$42,537,535	\$31,483,629		
<u>PROJECTS APPROVED IN SFY 2003</u>				
123 SALYERSVILLE, CITY OF	\$7,662,832	\$2,035,486 (c)	8/15/02	AMD 9/19/03
124 LONDON, CITY OF	\$15,262,069	\$9,864,503 (c)	10/3/02	
125 Paducah McCracken Joint Sewer Agency	\$1,497,900	\$1,382,413 (c)	2/6/03	
126 Boyd & Greenup Co Sanitation Dist #1	\$849,503	\$694,844 (c)	5/1/03	
TOTALS	\$25,272,304	\$13,977,246		
<u>PROJECTS APPROVED IN SFY 2004</u>				
127 HOPKINSVILLE, CITY OF	\$4,979,920	\$4,682,517 (c)	8/7/03	
128 MOUNTAIN WATER DISTRICT	\$729,158	\$184,695 (c)	9/4/03	
129 BENTON, CITY OF	\$1,823,194	\$293,902 (c)	12/4/03; 10/7/04	
130 PADUCAH-MCCRACKEN JSA	\$1,401,000	\$1,229,425 (c)	12/4/03	
131 MARION, CITY OF	\$1,775,704	\$515,296 (c)	3/4/04	
132 MOREHEAD, CITY OF	\$11,233,204	\$7,189,123 (c)	3/4/04; AMD 11/05	
133 PADUCAH-MCCRACKEN JSA	\$1,040,275	\$908,403 (c)	3/4/04	
134 JESSAMINE-SOUTH ELKHORN WAT DIST	\$298,200	\$196,861 (c)	4/1/04	(A1)
135 BERA, CITY OF	\$9,011,045	\$5,000,000 (c)	4/1/04; 1/6/05	
136 HOPKINSVILLE WATER ENV AUTH	\$2,469,924	\$2,469,924 (c)	05/06/04; 3/2/06	
137 PRESTONSBURG, CITY OF	\$3,750,000	\$68,037 (c)	05/06/04	Assumed from Southern Wtr & Sew Dist
TOTALS	\$38,511,624	\$22,738,183		
<u>PROJECTS APPROVED IN SFY 2005</u>				
138 LAWRENCEBURG, CITY OF	\$8,319,703	\$7,889,974 (c)	7/1/04	
139 LORETTO, CITY OF	\$5,563,468	\$2,245,865 (c)	7/1/04; 9/14/05	
140 SANITATION DISTRICT #1	\$39,028,077	\$32,401,491 (c)	8/5/04; 10/1/06	
141 HODGENVILLE, CITY OF	\$2,639,104	\$968,539 (c)	10/7/04	
142 CARROLLTON, CITY OF	\$10,870,148	\$4,288,600 (c)	5/5/05	
143 WINCHESTER MUNICIPAL UTILITIES	\$23,212,000	\$21,000,000 (c)	6/23/05	
TOTALS	\$89,632,500	\$68,794,469		

		TOTAL PROJECT AMOUNT	KIA LOAN AMOUNT	DATE APPROVED	
PROJECTS APPROVED IN SFY 2006					
144	ALEXANDRIA, CITY OF	\$2,535,785	\$426,220 (c)	7/7/05	
145	PAINTSVILLE, CITY OF	\$954,415	\$429,715 (c)	10/6/05	
146	CYNTHIANA, CITY OF	\$10,902,650	\$5,671,622 (c)	12/1/05	
147	WESTERN MASON SD	\$4,644,000	\$802,000 (c)	12/1/05	
148	LEDBETTER WATER DISTRICT	\$3,326,078	\$2,326,078 (c)	3/2/06	
149	RICHMOND, CITY OF	\$2,152,200	\$2,152,200 (c)	6/1/06	(A1)
TOTALS		\$24,515,128	\$11,807,835		
PROJECTS APPROVED IN SFY 2007					
150	REGIONAL WAT RES AGENCY	\$9,405,000	\$7,196,879 (c)	7/13/06	
151	N MADISON CO SD	\$1,925,000	\$307,952 (c)	8/3/06	
152	BOYD CO SANITATION DIST #2	\$1,918,000	\$666,811 (c)	10/5/06	
153	N MADISON CO SD	\$12,736,123	\$8,104,622 (c)	10/5/06; 12/7/06	
154	OHIO CO REG WASTEWATER DIST	\$15,940,000	\$6,607,612 (c)	11/2/06	
155	CITY OF NICHOLASVILLE	\$12,459,352	\$12,053,913 (c)	12/7/06; 4/1/09	
156	CITY OF BOWLING GREEN	\$5,155,190	\$5,130,100 (c)	12/7/06	
157	CITY OF BEAVER DAM	\$1,311,900	\$597,921 (c)	6/21/07	
158	CITY OF FALMOUTH	\$5,619,316	\$2,812,236 (c)	6/21/07	
TOTAL		\$66,469,881	\$43,478,046		
PROJECTS APPROVED IN SFY 2008					
159	CITY OF BARLOW	\$169,500	\$168,954 (c)	9/6/07	(A1)
160	CITY OF WHITESBURG	\$7,474,000	\$1,040,900 (c)	9/6/07	
161	CITY OF OWENSBORO	\$25,562,531.87	\$23,931,476 (c)	10/4/07; 6/26/14	
162	CITY OF ALEXANDRIA	\$316,441	\$186,073 (c)	11/1/07	
163	CITY OF MURRAY	\$1,469,778	\$1,227,741 (c)	11/1/07	
164	CITY OF RICHMOND	\$56,808,695	\$53,656,495 (c)	11/1/07	
165	REGIONAL WATER RESOURCE AGENCY	\$1,709,375	\$1,425,488 (c)	11/1/07	
166	Paducah McCracken JSA	\$4,146,560	\$1,600,000 (c)	2/7/08	
167	Bowling Green, City of	\$54,235,960	\$53,881,569 (c)	4/3/08; 11/12/09; 8/4/11	
168	Sanitation District #1	\$83,147,554	\$69,403,566 (c)	4/3/08; 6/4/09	
169	Elizabethtown, City of	\$14,580,483	\$14,580,483 (c)	4/3/08	
170	Nicholasville, City of	\$6,043,903	\$6,043,903 (c)	4/3/08	
171	Somerset, City of	\$14,897,000	\$8,138,274 (c)	4/3/08	
172	Williamstown, City of	\$18,748,000	\$15,214,408 (c)	6/2/08	
TOTAL		\$289,309,780	\$250,499,329		
PROJECTS APPROVED IN SFY 2009					
173	Hopkinsville, City of	\$4,916,100	\$0	9/4/08; withdrawn 5/11/10	
174	Lexington-Fayette Urban County Govt	\$18,354,000	\$14,045,119 (c)	1/8/09	
175	Paducah McCracken JSA	\$14,323,800	\$6,100,150 (c)	4/9/09	
176	Mt Washington, City of	\$15,000,000	\$9,061,772 (c)	5/7/09; 9/1/10	
177	Sanitation District #1	\$5,802,300	\$4,920,300 (c)	6/4/09; 6/30/11	
178	Sanitation District #1	\$7,062,000	\$5,459,988 (c)	6/4/09	
179	Sanitation District #1	\$20,108,000	\$12,735,256 (c)	6/4/09	
180	Sanitation District #1	\$6,968,000	\$4,726,828 (c)	6/4/09	
181	Sanitation District #1	\$3,287,000	\$2,149,345 (c)	6/4/09	
182	Sanitation District #1	\$12,065,000	\$8,069,123 (c)	6/4/09	
TOTAL		\$107,886,200	\$67,267,880		
PROJECTS APPROVED IN SFY 2010					
183	Kentucky Horse Park	\$1,950,000	\$717,039.80 (c)	8/6/09	
184	Maysville, City of	\$10,985,868	\$10,985,868 (c)	9/3/09	
185	Prestonsburg, City of	\$272,000	\$272,000 (c)	10/1/09; 2/4/10	
186	Prestonsburg, City of	\$786,000	\$786,000 (c)	10/1/09; 2/4/10	
187	Louisville & Jefferson Co. Metro. Sewer Dist.	\$4,847,095	\$0	10/1/09	withdrawn 10/12/10
188	Hopkinsville, City of	\$7,500,000	\$7,488,282 (c)	11/12/09	
189	Hardinsburg, City of	\$550,000	\$549,594 (c)	11/12/09	
190	Princeton, City of	\$2,475,000	\$683,354 (c)	12/3/09; 2/4/10	
191	Ashland, City of	\$7,720,231	\$6,644,995 (c)	1/7/10; 2/3/11	
192	Winchester, City of	\$37,000,000	\$36,600,000 (c)	2/4/10	
193	Prestonsburg, City of	\$4,530,405	\$1,860,405 (c)	2/4/10	
194	Louisville & Jefferson Co. MSD	SX21185017 \$2,846,174	\$2,843,153 (c)	5/6/10; 7/7/11; 6/7/12; 11/7/19	Assumed from Oldham Co EA
195	Louisville & Jefferson Co. MSD	SX21185029 \$1,477,000	\$1,000,000 (c)	5/6/10; 1/5/12; 11/7/19	Assumed from Oldham Co EA
196	Louisville & Jefferson Co. MSD	SX21185050; SX21185036 \$2,601,420	\$2,538,415 (c)	5/6/10; 1/5/12; 6/7/12; 11/7/19	Assumed from Oldham Co EA
197	Lexington Fayette Urban County Government	\$9,030,983	\$9,030,983 (c)	6/3/10; 10/14/10	
198	Lexington Fayette Urban County Government	\$7,028,375	\$0	6/3/10; 10/14/10	withdrawn 1/31/12
Total		\$101,600,551	\$82,000,089		

TOTAL PROJECT AMOUNT	KIA LOAN AMOUNT	DATE APPROVED
----------------------	-----------------	---------------

PROJECTS APPROVED IN SFY 2011

199 Louisville & Jefferson Co. MSD	SX21185028	\$500,000	\$121,419	(c)	7/1/10;1/5/12;11/7/19	Assumed from Oldham Co EA
200 Sanitation District #1	SX21117126	\$19,935,700	\$15,989,714	(c)	7/1/10	
201 Bardstown, City of	SX21179019	\$1,800,000	\$1,800,000	(c)	12/9/10; 6/10/11	
202 LaCenter, City of	SX21007015	\$895,000	\$895,000	(c)	12/9/10	
203 Livermore, City of	SX21049008	\$2,105,000	\$1,062,219	(c)	12/9/10	
204 Morehead, City of	SX21205034	\$3,000,000	\$3,000,000	(c)	12/9/10	
205 Regional Water Resource Agency		\$6,331,887	\$6,037,387	(c)	12/9/10;3/1/12;8/1/13	
206 Campton, City of		\$3,217,200	\$1,400,000	(c)	2/3/11	
207 Hardinsburg, City of		\$400,000	\$394,849	(c)	2/3/11	
208 Louisa, City of		\$2,058,580	\$1,399,237	(c)	2/3/11	
209 Flemingsburg, City of		\$10,380,670	\$10,380,670	(c)	3/3/11;12/6/12	
210 Louisville-Jefferson Co MSD		\$3,400,000	\$0		3/3/11	withdrawn 2/3/12
211 Vanceburg, City of		\$3,400,000	\$2,000,000	(c)	3/3/11	
212 Williamsburg, City of		\$1,035,517	\$955,960	(c)	3/3/11	
213 Hopkinsville, City of		\$500,000	\$483,710	(c)	4/7/11	
214 Hopkinsville, City of		\$10,991,165	\$10,991,165	(c)	4/7/11	
215 Hopkinsville, City of		\$8,010,000	\$7,090,224	(c)	4/7/11;5/9/12	The 5/9/12 increase was rescinded
216 Pineville, City of		\$265,668	\$265,668	(c)	5/5/11	
217 Sanitation District #1		\$17,225,660	\$10,796,752	(c)	5/5/11	
218 Sanitation District #1		\$19,000,000	\$0		5/5/11	withdrawn 1/24/20
219 Sanitation District #1		\$9,572,000	\$3,991,432	(c)	5/5/11	
220 West Liberty, City of		\$3,937,950	\$2,107,258	(c)	5/5/11; revised for ARRA fdg	

Total	\$127,961,997	\$81,162,663
--------------	----------------------	---------------------

PROJECTS APPROVED IN SFY 2012

221 Louisville & Jefferson Co. MSD	SX21185037	\$670,588	\$670,588	(c)	7/7/11;6/7/12;11/7/19	Assumed from Oldham Co EA
222 Prestonsburg, City of		\$3,750,087	\$1,094,143	(c)	8/4/11;4/12/12	Assumed from Southern Wtr & Sew Dist
223 Hodgenville, City of		\$1,635,000	\$1,635,000	(c)	11/10/11	
224 Burkesville, City of		\$1,000,000	\$1,000,000	(c)	11/10/11	
225 Bloomfield, City of		\$0	\$0		11/10/11	Request for funds withdrawn
226 Harrodsburg, City of		\$418,500	\$418,500	(c)	12/8/11	
227 Grant Co Sanitary SD		\$1,276,449	\$941,718	(c)	1/5/12; 10/3/13	
228 Barbourville, City of	SX21121139	\$6,391,817	\$6,391,817	(c)	2/2/12; 11/1/12	
229 Sanitation District #1 of Northern Ky		\$1,001,717	\$851,857	(c)	2/2/12	
230 Sanitation District #1 of Northern Ky		\$0	\$0		2/2/12	Request for funds withdrawn
231 Winchester, City of		\$1,010,000	\$537,235	(c)	2/2/12	
232 Harrodsburg, City of		\$1,157,000	\$706,000	(c)	2/2/12	
233 Jamestown, City of		\$2,476,218	\$2,476,218	(c)	2/2/12	
234 Paducah McCracken County JSA		\$7,097,410	\$7,097,410	(c)	2/2/12	
235 Ashland, City of		\$0	\$0		3/1/12	Request for funds withdrawn
236 Murray, City of	SX21035001	\$61,515,000	\$61,515,000		3/1/12; 6/4/15	
237 Grant Co Sanitary SD		\$0	\$0		3/1/12	Request for funds withdrawn
238 Lexington-Fayette Urban Co Govt		\$2,530,000	\$1,594,026	(c)	3/1/12	
239 Regional Water Resource Agency		\$619,070	\$354,892	(c)	3/1/12	
240 Regional Water Resource Agency	SX21059042	\$2,336,875	\$2,336,875	(c)	3/1/12; 7/2/15	
241 Flemingsburg, City of		\$2,000,000	\$459,530	(c)	4/12/12	
242 Jackson, City of		\$1,200,000	\$700,000	(c)	4/12/12	
243 Russell Springs, City of		\$719,000	\$719,000	(c)	4/12/12	
244 South Shore, City of		\$4,006,000	\$2,489,452	(c)	4/12/12	
245 Worthington, City of		\$381,174	\$381,174	(c)	4/12/12	
246 Flatwoods, City of	SX21089082	\$445,000	\$440,000	(c)	5/3/12;10/25/13	
247 Grayson, City of	SX21043032	\$785,000	\$785,000	(c)	5/3/12	
248 Oak Grove, City of	SX21047025	\$0	\$0		5/3/12	Request for funds withdrawn
249 Russell, City of	SX21089091	\$0	\$0		5/3/12	Commitment Expired 9/2013
250 Earlington, City of	SX21107017	\$1,575,000	\$728,668	(c)	6/7/12	
251 Lawrenceburg, City of	SX21005007	\$1,157,623.47	\$1,157,623.47	(c)	6/7/12	
252 Perry County Sanitation District	SX21193100	\$3,060,000	\$1,675,000	(c)	6/7/12; 2/6/14	

Total	\$110,214,529	\$99,156,727
--------------	----------------------	---------------------

TOTAL PROJECT AMOUNT	KIA LOAN AMOUNT	DATE APPROVED
----------------------	-----------------	---------------

PROJECTS APPROVED IN SFY 2013

253 Jenkins, City of	SX21133013	\$1,500,000	\$495,511 (c)	8/2/12	
254 Frankfort, City of	SX21073058	\$9,500,000	\$8,000,000 (c)	2/7/13	
255 Regional Water Resource Agency	SX21059031 SX21067045	\$858,006	\$858,006 (c)	2/7/13	
256 Lexington-Fayette Urban Co Govt	SX21067047 SX21067038 SX21067043	\$5,232,640	\$4,335,913 (c)	3/7/13	
257 Lexington-Fayette Urban Co Govt	SX21067044 SX21067037 SX21067039 SX21067040	\$8,888,647	\$8,888,647 (c)	3/7/13	
258 Lexington-Fayette Urban Co Govt	SX21067043	\$9,998,618	\$9,998,618 (c)	3/7/13	
259 Lexington-Fayette Urban Co Govt	SX21067041	\$23,902,641	\$23,902,641 (c)	3/7/13; 6/26/14	
260 Lexington-Fayette Urban Co Govt	SX21067006	\$8,364,306	\$5,264,306 (c)	3/7/13	
261 Pineville, City of	SX21013151	\$2,233,485	\$467,817 (c)	4/4/13; 8/4/16	
262 Regional Water Resource Agency	SX21059014	\$873,183	\$873,183 (c)	5/2/13	
263 Louisville & Jefferson Co. MSD	SX21185052 SX21137001	\$6,650,000	\$6,500,000 (c)	5/2/13; 11/7/19	Assumed from Oldham Co EA
264 Lincoln County Sanitation District	SX21137017	\$7,924,293	\$4,365,793 (c)	6/19/13; 11/5/15	
Total		\$85,925,820	\$73,950,436		

PROJECTS APPROVED IN SFY 2014

265 Frankfort, City of	SX21073059	\$4,905,000	\$4,264,577.46 (c)	10/3/13	
266 London, City of	SX21125001	\$4,391,702	\$4,371,451.78 (c)	10/3/13; 9/4/14	
267 Regional Water Resource Agency	SX21059044	\$353,918	\$353,918 (c)	3/6/14	
268 City of Vanceburg	SX21135009	\$665,000	\$665,000 (c)	4/3/14	
269 Lexington-Fayette Urban Co Govt	SX21067049	\$12,161,449	\$12,161,449 (c)	6/26/14	
Total		\$22,477,069	\$21,816,396		

PROJECTS APPROVED IN SFY 2015

270 Catlettsburg, City of	SX21019075	\$3,805,000	\$2,955,000	9/4/14; 5/4/17	
271 Augusta Regional Sewer Auth, Inc.	SX21023010	\$700,000	\$594,579 (c)	9/4/14	(A1)
272 Owensboro, City of	SX21059047	\$3,770,838	\$3,770,838 (c)	10/2/14; 7/2/15	
273 Morganfield, City of	SX21225024	\$4,067,200	\$3,067,200 (c)	11/6/14; 8/4/16	
274 Lexington-Fayette Urban Co Govt	SX21067048	\$67,944,188	\$67,944,188	12/4/14; 4/9/18	
275 Frankfort, City of	SX21073038	\$3,881,000	\$3,135,112 (c)	12/4/14	
276 Harrodsburg, City of	SX21167014	\$1,420,000	\$1,420,000 (c)	12/4/14	
277 Hardinsburg, City of	SX21027021	\$1,277,999	\$1,277,999 (c)	2/5/15	
278 West Point, City of	SX21093024	\$507,500	\$249,999.89 (c)	2/5/15	
279 Barbourville, City of	SX21121133	\$1,856,109	\$1,856,109 (c)	4/2/15	
280 Harrodsburg, City of	SX21167003	\$21,400,000	\$10,000,000	4/2/15	
281 Harrodsburg, City of	SX21167013	\$615,149	\$615,149 (c)	4/2/15	
282 Mountain Water District	SX21195699	\$4,070,000	\$3,472,921	4/2/15; 10/27/16	
283 Nicholasville, City of	SX21113027	\$926,257	\$906,446	4/2/15; 8/6/19	
284 Sanitation District #1	SX21117001	\$0	\$0	4/2/15	Request for funds withdrawn
285 Sanitation District #1	SX21117006	\$2,383,820	\$2,143,820 (c)	4/2/15	
286 Corbin, City of	SX21235117	\$9,691,600	\$8,684,115 (c)	5/7/15	
287 Frankfort, City of	SX21073063	\$0	\$0	5/7/15	Request for funds withdrawn
288 Frankfort, City of	SX21073066	\$1,570,000	\$1,570,000	5/7/15	
289 Frankfort, City of	SX21073067	\$2,950,000	\$1,315,385 (c)	5/7/15	
290 Frankfort, City of	SX21073062	\$1,630,000	\$1,320,000 (c)	5/7/15	
291 Glasgow, City of	SX21009018	\$5,298,000	\$5,298,000 (c)	5/7/15; 9/26/18	
292 Liberty, City of	SX21045002	\$5,660,000	\$4,609,082 (c)	5/7/15; 12/1/16	
293 Regional Water Resource Agency	SX21059033	\$7,282,500	\$8,007,500	6/4/15; 12/6/17	
294 Regional Water Resource Agency	SX21059045	\$1,425,000	\$979,067 (c)	6/4/15	
295 Regional Water Resource Agency	SX21059048	\$3,058,903	\$3,058,903 (c)	6/4/15; 2/2/17	
296 Fulton, City of	SX21075003	\$1,139,000	\$1,139,000 (c)	6/4/15	
297 Owingsville, City of	SX21011022	\$0	\$0	6/4/15	Request for funds withdrawn
Total		\$158,330,062	\$139,390,411		

		TOTAL PROJECT AMOUNT	KIA LOAN AMOUNT	DATE APPROVED		
PROJECTS APPROVED IN SFY 2016						
298	Eddyville, City of	SX21143007	\$1,484,500	\$1,398,134 (c)	7/2/15	
299	Brodhead, City of	SX21203316	\$1,081,730	\$1,081,730 (c)	8/6/15	
300	Hazard, City of	SX21193003	\$1,500,000	\$1,005,000 (c)	8/6/15; 8/4/16	
301	Harrison Co Sanitation District	SX21097015	\$2,567,885	\$1,567,885 (c)	9/3/15	
302	Elkhorn City, City of	SX21195018	\$3,429,811	\$597,939 (c)	9/3/15; 9/7/17	
303	Mercer County Sanitation District	SX21167021	\$848,000	\$683,654 (c)	11/5/15	
304	Prestonsburg, City of	SX21071210	\$1,581,824	\$1,581,824 (c)	11/5/15	
305	Prestonsburg, City of	SX21071231	\$2,162,342	\$2,162,342 (c)	11/5/15	
306	Prestonsburg, City of	SX21071235	\$1,952,900	\$1,764,919 (c)	11/5/15	
307	Harrodsburg, City of	SX21167022	\$1,569,300	\$1,566,370	12/3/15	
308	Morehead, City of	SX21205029	\$0	\$0	12/3/15	Request for funds withdrawn
309	Morehead, City of	SX21205036	\$1,799,340	\$1,799,340 (c)	12/3/15	
310	Southern Water & Sewer District	SX21071005	\$0	\$0	12/3/15	Request for funds withdrawn
311	Regional Water Resource Agency	SX21059027	\$226,765	\$226,765 (c)	2/4/16; 4/7/16	
312	Regional Water Resource Agency	SX21059039	\$0	\$0	2/4/16; 6/1/17	Changed to B loan B17-014
313	Regional Water Resource Agency	SX21059026	\$0	\$0	2/4/16; 6/1/17	Changed to B loan B17-015
314	Paducah McCracken County JSA	SX21145015	\$2,188,031	\$2,188,031 (c)	2/4/16	
315	Hopkinsville, City of	SX21047028	\$1,500,000	\$1,500,000 (c)	3/3/16	
316	Hawesville, City of	SX21091015	\$3,800,000	\$3,000,000	3/3/16	
317	New Haven, City of	SX21179017	\$591,000	\$251,000	3/3/16	
318	Prestonsburg, City of	SX21071007	\$328,261	\$328,261 (c)	3/3/16	
319	Elizabethtown, City of	SX21093028	\$9,609,570	\$9,609,570 (c)	3/3/16	
320	Salyersville, City of	SX21153003	\$370,484	\$370,484 (c)	4/7/16	
321	Hodgenville, City of	SX21123005	\$970,000	\$753,630 (c)	5/5/16	
322	Frankfort, City of	SX21073065	\$4,529,000	\$4,529,000	5/5/16	
323	Regional Water Resource Agency	SX21059052	\$200,000	\$200,000 (c)	5/5/16	
324	Butler, City of	SX21191007	\$1,080,574	\$1,080,574 (c)	6/2/16; 11/13/18	
325	Marion, City of	SX21055006	\$587,200	\$587,200 (c)	6/2/16	(A1)
326	Farmdale Sanitation District	SX21073082	\$321,753	\$321,753 (c)	6/2/16; 12/11/18	
Total			\$46,280,270	\$40,155,404		
PROJECTS APPROVED IN SFY 2017						
327	Mountain Water District	SX21195696	\$0	\$0	8/4/16	Request for funds withdrawn
328	Mountain Water District	SX21195025	\$299,398.88	\$299,399 (c)	8/4/16	
329	Lexington-Fayette Urban Co Govt	SX21067050	\$1,286,628	\$1,286,628 (c)	9/1/16	
330	Lexington-Fayette Urban Co Govt	SX21067002	\$0	\$0	9/1/16	Request for funds withdrawn
331	Winchester, City of	SX21049028	\$1,472,980	\$1,249,088 (c)	10/27/16	
332	Maysville, City of	SX21161025	\$4,000,000	\$4,000,000 (c)	10/27/16	
333	Jackson, City of	SX21025008	\$1,173,000	\$593,000 (c)	10/27/16	
334	Daviess County Fiscal Court	SX21059049	\$2,169,634	\$856,687 (c)	12/1/16	
335	Louisa, City of	SX21127030	\$5,375,000	\$232,665 (c)	12/1/16	(A1)
336	Frankfort, City of	SX21073073	\$2,041,000	\$2,041,000	2/2/17	
337	Frankfort, City of	SX21073071	\$1,853,750	\$1,853,750	2/2/17	
338	Frankfort, City of	SX21073078	\$1,954,500	\$1,954,500	2/2/17	
339	Frankfort, City of	SX21073074	\$1,202,660	\$1,202,660	2/2/17	
340	Frankfort, City of	SX21073075	\$2,175,965	\$2,175,965	2/2/17	
341	Frankfort, City of	SX21073068	\$1,600,000	\$1,232,104 (c)	2/2/17	
342	Louisville & Jefferson Co. MSD	SX21185053	\$6,675,000	\$6,300,000	2/2/17; 11/7/19	Assumed from Oldham Co EA
343	Williamsburg, City of	SX21235004	\$2,516,489	\$2,456,489 (c)	2/2/17	
344	Stanton, City of	SX21197006	\$2,565,000	\$659,875 (c)	3/2/17	
345	Benton, City of	SX21157020	\$1,762,666	\$1,762,666 (c)	5/4/17	
346	Lexington-Fayette Urban Co Govt	SX21067057	\$9,969,585	\$9,969,585	5/4/17	
347	Paducah McCracken JSA	SX21145023	\$9,100,000	\$7,210,832 (c)	6/1/17	
Total			\$59,193,256	\$47,336,894		
PROJECTS APPROVED IN SFY 2018						
348	Augusta Regional Sewer Authority	SX21023005	\$13,497,000	\$6,797,000	10/5/17; 12/5/19	
349	Regional Water Resource Agency	SX21059050	\$5,257,108	\$5,257,108 (c)	12/6/17	
350	Marshall County Fiscal Court	SX21157035	\$3,066,988	\$2,745,363 (c)	2/1/18	
351	Elkton, City of	SX21219014	\$378,158	\$378,158 (c)	2/1/18	(A1)
352	Louisville & Jefferson Co. MSD	SX21185038	\$2,000,000	\$2,000,000	4/9/18; 11/7/19	Assumed from Oldham Co EA
353	La Grange Utilities Commission	SX21185059	\$3,323,700	\$3,323,700	4/9/18; 11/5/20	
354	Pineville, City of	SX21013003	\$199,000	\$146,000	4/9/18	(A1)
355	Paducah, City of	SX21145012	\$6,002,667	\$4,610,667	4/9/18	
356	Paducah McCracken JSA	SX21035006	\$511,206	\$511,205.95 (c)	5/8/18	
357	Marion, City of	SX21055006	\$13,405,790	\$9,006,590	6/12/18; 11/7/19	
358	Regional Water Resource Agency	SX21059054	\$2,287,403	\$2,287,403 (c)	6/12/18; 06/18/19	
Total			\$49,929,020	\$37,063,195		

		TOTAL PROJECT AMOUNT	KIA LOAN AMOUNT	DATE APPROVED		
PROJECTS APPROVED IN SFY 2019						
359	Regional Water Resource Agency	SX21059027	\$4,595,262	\$4,180,262 (c)	7/10/18	withdrawn 2/13/19
360	Murray, City of	SX21035025	\$1,576,500	\$1,450,000 (c)	11/13/18	
361	Louisville & Jefferson Co. MSD	SX21111007	\$4,445,000	\$3,870,000	12/11/18	
362	Louisville & Jefferson Co. MSD	SX21111101	\$27,829,000	\$24,200,000	12/11/18; 8/6/19	
363	Corbin, City of	SX21121004	\$1,613,960	\$1,262,600	12/11/18	
364	Western Mason Sanitation District	SX21161006	\$89,830	\$89,830 (c)	12/11/18	
365	Lancaster, City of	SX21079019	\$324,000	\$324,000	1/8/19	
366	Burkesville, City of	SX21057002	\$251,000	\$251,000 (c)	2/7/19	
367	Bardstown, City of	SX21179029	\$8,490,647	\$6,471,088	2/7/19; 9/24/20	
368	La Center, City of	SX21007019	\$2,050,049	\$1,050,049	2/7/19	
369	Morehead, City of	SX21205037	\$3,650,000	\$4,500,000	3/7/19; 1/9/20	
370	Lincoln County Sanitation District	SX21137023	\$388,400	\$388,400	3/7/19	
371	Richmond, City of	SX21151054	\$10,142,000	\$10,142,000	4/4/19	
372	Louisa, City of	SX21127030	\$4,028,166	\$3,795,500	5/7/19; 1/9/20	
373	Tompkinsville, City of	SX21171020	\$2,371,148	\$861,148	5/7/19	
374	Paducah McCracken Co JSA	SX21145027	\$5,193,000	\$5,193,000	5/7/19	
375	Paducah McCracken Co JSA	SX21145017	\$2,476,652	\$2,476,652	5/7/19	
376	Georgetown, City of	SX21209012	\$16,317,784	\$13,542,784	6/18/19	
377	Regional Water Resource Agency	SX21059056	\$7,015,000	\$7,015,000	6/18/19	
378	Vanceburg, City of	SX21135010	\$3,031,000	\$1,131,000	6/18/19	
	Total		\$105,878,398	\$92,194,313		
PROJECTS APPROVED IN SFY 2020						
379	Hopkinsville, City of	SX21047028	\$42,880,000	\$7,500,000	7/9/19	
380	Elkton, City of	SX21219014	\$3,934,451	\$3,556,293	7/9/19	
381	Burkesville, City of	SX21057002	\$3,831,370	\$2,580,370	9/26/19	
382	Nicholasville, City of	SX21113028	\$910,000	\$910,000	9/26/19	
383	Mount Sterling, City of	SX21173075	\$525,000	\$525,000	11/7/19	(A1)
384	Kuttawa, City of	SX21143009	\$1,717,436	\$1,575,359 (c)	11/7/19; 5/7/20	
385	Smithland, City of	SX21139010	\$246,000	\$246,000	11/7/19	(A1)
386	Eddyville, City of	SX21143011	\$423,964	\$423,964	11/7/19	(A1)
387	Sebree, City of	SX21233027	\$1,821,655	\$910,828	11/7/19	
388	Lincoln County Sanitation District	SX21137023	\$4,956,500	\$3,018,100	12/5/19	
389	Northern Madison Co Sanitation District	SX21151022	\$928,000	\$730,000	12/5/19	
390	Hodgenville, City of	SX21123007	\$227,000	\$227,000	1/9/20	(A1)
391	Russell, City of	SX21089110	\$500,000	\$500,000	1/9/20	
392	Adair County Water District	SX21001004	\$2,104,870	\$2,104,870	3/5/20	
393	Paducah McCracken Co JSA	SX21145034	\$5,170,000	\$5,170,000	3/5/20	
394	Maysville, City of	SX21161028	\$850,000	\$850,000	5/7/20	
395	South Shore, City of	SX21089096	\$1,035,000	\$1,035,000	5/7/20	
396	Hart County Industrial Authority	SX21099026	\$2,353,442	\$853,442	5/7/20	
397	Morehead, City of	SX21205042	\$1,963,200	\$1,363,200	6/4/20	
398	McCreary County Water District	SX21147019	\$3,644,500	\$3,244,500	6/4/20	
	Total		\$80,022,388	\$37,323,926		
PROJECTS APPROVED IN SFY 2021						
399	Pineville, City of	SX21013003	\$3,600,000	\$2,454,000	7/9/20	
400	Bedford, City of	SX21223013	\$1,819,000	\$909,500	7/9/20	
401	Calvert City, City of	SX21157039	\$2,908,500	\$2,908,500	8/6/20	
402	Dawson Springs, City of	SX21107025	\$2,408,000	\$1,000,000	8/6/20	
403	Lewisburg, City of	SX21141014	\$1,500,000	\$750,000	8/6/20	
404	Greenup Joint Sewer Agency	SX21089111	\$4,215,000	\$2,715,000	9/24/20	
405	Eddyville, City of	SX21143011	\$2,745,064	\$2,321,100	12/3/20	
	Total		\$19,195,564	\$13,058,100		
GRAND TOTALS - COMMITMENTS			\$2,027,133,740	\$1,562,367,206		

bold, italics - pending board approval

(c) - Final amounts; Loan has been closed

(s) - Amount represented in the assistance agreement

(A1) - Planning and Design Loan

(+)-Const Amt; AA amnt represents Const + Plan & Design

**KENTUCKY INFRASTRUCTURE AUTHORITY
FEDERALLY ASSISTED WASTEWATER REVOLVING LOAN FUND ---- (FUND A2)
AMERICAN RECOVERY AND REINVESTMENT ACT OF 2009**

AVAILABLE FUNDS FFY 2009:

FEDERAL ARRA GRANT FUNDS	\$49,878,100
ADMINISTRATION (4%)	(\$1,995,124)
Transferred from Admin to Construction	<u>\$910,506</u>
NET ARRA FUNDS	<u><u>\$48,793,482</u></u>

	TOTAL PROJECT AMOUNT	KIA AMOUNT	FIRST USE FUNDS	DATE APPROVED
PROJECTS APPROVED IN SFY 2009:				
1 Sanitation District #1	\$395,000	\$395,000 (c)	\$395,000	6/4/09
2 Sanitation District #1	\$1,755,545	\$1,371,545 (c)	\$1,371,545	6/4/09; 1/7/10; 1/25/10
3 Sanitation District #1	\$1,578,539	\$1,474,916 (c)	\$1,474,916	6/4/09
4 Sanitation District #1	\$834,241	\$834,241 (c)	\$834,241	6/4/09
5 Lexington Fayette Urban Co Govt	\$2,620,000	\$2,620,000 (c)	\$2,620,000	6/25/09
6 Lexington Fayette Urban Co Govt	\$537,000	\$237,000 (c)	\$237,000	6/25/09
7 Louisa, City of	\$1,150,000	\$1,139,716 (c)	\$1,139,716	6/25/09
8 Pineville, City of	\$2,193,000	\$2,193,000 (c)	\$2,193,000	6/25/09; 1/7/10
9 Shepherdsville, City of	\$8,500,000	\$3,000,000 (c)	\$3,000,000	6/25/09
TOTALS	<u>\$19,563,325</u>	<u>\$13,265,418</u>	<u>\$13,265,418</u>	
PROJECTS APPROVED IN SFY 2010:				
10 Calvert City, City of	\$1,083,128	\$986,831 (c)	\$986,831	7/9/09; 1/7/10
11 Princeton, City of	\$2,475,000	\$1,103,744 (c)	\$1,103,744	7/9/09; 2/4/10
12 Northern Madison Co Sanitation District	\$510,000	\$510,000 (c)	\$510,000	8/6/09
13 Kentucky Horse Park	\$1,950,000	\$950,000 (c)	\$950,000	8/6/09
14 Sanitation District #4 of Boyd County	\$475,000	\$400,000 (c)	\$400,000	8/6/09
15 Ashland, City of	\$250,252	\$246,646 (c)	\$246,646	8/20/09; 1/25/10
16 Covington, City of	\$1,200,000	\$1,197,390 (c)	\$1,197,390	8/20/09
17 Bowling Green, City of	\$134,996	\$134,996 (c)	\$134,996	8/20/09
18 Frankfort, City of	\$962,035	\$800,000 (c)	\$800,000	8/20/09
19 Wilder, City of	\$215,889	\$114,302 (c)	\$114,302	9/3/09; 1/25/10
20 Richmond, City of	\$125,000	\$125,000 (c)	\$125,000	9/3/09
21 Maysville, City of	\$2,000,000	\$500,000 (c)	\$500,000	9/3/09
22 Prestonsburg, City of	\$4,530,405	\$2,670,000 (c)	\$2,670,000	10/1/09
23 Kentucky Department of Parks	\$500,000	\$500,000 (c)	\$500,000	10/1/09
24 Kentucky Department of Parks	\$358,008	\$355,867 (c)	\$355,867	10/1/09; 1/25/10
25 Kentucky Department of Parks	\$1,457,402	\$1,331,773 (c)	\$1,331,773	10/1/09; 1/25/10
26 Morehead, City of	\$801,203	\$801,203 (c)	\$801,203	10/1/09
27 Morehead, City of	\$1,293,013	\$1,293,013 (c)	\$1,293,013	10/1/09
28 Winchester, City of	\$693,000	\$600,000 (c)	\$600,000	10/1/09
29 Russellville, City of	\$952,300	\$799,967 (c)	\$799,967	10/1/09
30 Kuttawa, City of	\$530,000	\$300,000 (c)	\$300,000	10/1/09
31 Paintsville, City of	\$1,400,000	\$1,150,000 (c)	\$1,150,000	10/1/09
32 Louisville & Jefferson Co. Metro. Sewer Dist.	\$17,500,000	\$5,000,000 (c)	\$5,000,000	10/1/09
33 Falmouth, City of	\$611,898	\$611,898 (c)	\$611,898	10/1/09; 11/12/09
34 Calvert City, City of	\$850,000	\$816,069 (c)	\$816,069	10/1/09; 12/16/09
35 Sacramento, City of	\$750,000	\$749,991 (c)	\$749,991	10/1/09
36 Grant Co. Sanitary Sewer Dist.	\$2,114,713	\$433,176 (c)	\$433,176	10/1/09; 3/1/12
37 Mayfield, City of	\$975,000	\$975,000 (c)	\$975,000	10/1/09
38 Warsaw, City of	\$3,927,907	\$2,146,907 (c)	\$2,146,907	11/12/09; 2/4/10; 5/9/12
39 Madisonville, City of	\$3,800,000	\$3,800,000 (c)	\$3,800,000	11/12/09
40 Meade Co Riverport Authority	\$482,642	\$482,642 (c)	\$482,642	12/3/09; 1/25/10
41 Troublesome Creek Env Authority	\$3,425,000	\$1,500,000 (c)	\$1,500,000	12/3/09
42 Ohio Co Regional Waste Water District	\$465,303	\$465,303 (c)	\$465,303	12/3/09; 1/25/10; 2/17/11
43 Mountain Water District	\$750,000	\$749,903 (c)	\$749,903	12/3/09; 2/4/10
44 West Liberty, City of	\$3,937,950	\$926,445 (c)	\$926,445	5/5/11; revised from base fdg
TOTALS	<u>\$63,487,044</u>	<u>\$35,528,064</u>	<u>\$35,528,064</u>	
GRAND TOTALS - COMMITMENTS	<u>\$83,050,369</u>	<u>\$48,793,482</u>	<u>\$48,793,482</u>	
BALANCE AVAILABLE FOR LOAN			<u>\$0</u>	

bold, italics - pending board approval

(c) - Final amounts; Loan has been closed

(s) - Amount represented in the assistance agreement

**KENTUCKY INFRASTRUCTURE AUTHORITY
INFRASTRUCTURE REVOLVING LOAN FUND ----- (FUND B)**

TOTAL AUTHORIZATIONS FYS 1989-90:	\$20,000,000
TOTAL AUTHORIZATIONS FYS 1991-92:	\$14,000,000
TOTAL AUTHORIZATIONS FYS 1993-94:	\$15,000,000
TOTAL DEAUTHORIZATION FYS 1995-96:	(\$3,504,592)

TOTAL 1989-2014: \$45,495,408

**Revolving Available to Loan/Grant Before
Current Meeting \$1,122,825**

	TOTAL INFRASTRUCTURE AMOUNT	KIA Grnt/Prin Forg AMOUNT	KIA Loan AMOUNT	GENERATED PRIVATE INVESTMENT	JOBS CREATED	DATE APPROVED	COMMENTS
PROJECTS APPROVED IN FY 1989:							
1	WILMORE, CITY OF	\$1,059,938		\$407,770 (c)	\$13,700,000	257	12-21-88
2	AUBURN, CITY OF	\$2,175,540		\$1,475,540 (c)	\$2,225,000	96	12-21-88
3	SOMERSET, CITY OF	\$2,402,764		\$1,500,000 (c)	\$75,000,000	326	12-21-88
4	HENRY COUNTY	\$775,627		\$287,984 (c)	\$4,380,000	210	03-22-89 (REAP. 1-31-91 & AMD. 6-20-91)
5	GRAVES COUNTY	\$3,717,000		\$3,717,000 (c)	\$31,037,070	600	05-03-89
	TOTALS	\$10,130,869		\$7,388,294	\$126,342,070	1,489	
PROJECTS APPROVED IN FY 1990:							
6	LAWRENCEBURG, CITY OF	\$301,000		\$86,114 (c)	\$426,187	30	08-07-89
7	LEITCHFIELD, CITY OF	\$1,296,200		\$699,674 (c)	\$2,470,000	200	08-07-89
8	LIBERTY, CITY OF	\$319,573		\$163,822 (c)	\$1,533,133	140	08-07-89
9	BEREA, CITY OF	\$1,200,000		\$340,000 (c)	\$0	750	08-07-89
10	GAMALIEL, CITY OF	\$2,040,263		\$490,425 (c)	\$2,000,000	125	09-27-89 (REAP. 3-28-91 & AMD. 6-26-92)
11	GRAYSON, CITY OF (1)	\$1,875,000		\$1,000,000 (c)	\$10,000,000	300	12-13-89
12	LEBANON JUNCTION, CITY OF	\$701,900		\$148,649 (c)	\$7,500,000	200	04-25-90
13	MT. VERNON, CITY OF	\$864,347		\$456,480 (c)	\$20,000,000	154	04-25-90 (AMD. 3-28-91)
14	RUSSELLVILLE, CITY OF	\$1,591,673		\$1,434,750 (c)	\$0	0	04-25-90
	TOTALS	\$10,189,956		\$4,819,914	\$43,929,320	1,899	
PROJECTS APPROVED IN FY 1991:							
15	RICHMOND, CITY OF	\$1,508,300		\$250,000 (c)	\$1,500,000	100	09-26-90
16	WARREN COUNTY W.D. (Chg)	\$638,035		\$229,035 (c)	\$14,000,000	280	09-26-90
17	LAUREL COUNTY FISCAL COURT	\$964,742		\$319,969 (c)	\$2,900,000	74	09-26-90
18	MOUNTAIN WATER DISTRICT (Mtn. Top f	\$890,977		\$186,711 (c)	\$2,250,000	500	11-19-90
19	MONTICELLO, CITY OF (1)	\$336,450		\$366,293 (c)	\$2,300,000	432	06-20-91
20	JEFFERSON COUNTY / KROGER	\$1,425,575		\$1,310,251 (c)	\$23,950,000	101	06-20-91 (AMD. 3-17-93)
	TOTALS	\$5,764,079		\$2,662,259	\$46,900,000	1,487	
PROJECTS APPROVED IN FY 1992:							
21	NEWPORT, CITY OF	\$4,017,704		\$2,931,899 (c)	\$2,931,899	220	09-16-91 (AMD. 7-23-92; 6-29-94; 12/9/04)
22	HODGENVILLE, CITY OF	\$125,900		\$114,931 (c)	\$400,000	16	11-01-91
23	SCOTTSDALE, CITY OF	\$4,252,173		\$2,660,800 (c)	\$0	260	12-04-91
24	MONTICELLO, CITY OF (2)	\$2,610,040		\$1,495,628 (c)	\$0	0	12-04-91
25	WARREN COUNTY WATER DISTRICT (W	\$121,000		\$92,809 (c)	\$32,000,000	200	02-25-92
26	WARREN COUNTY WATER DISTRICT (S	\$297,000		\$203,233 (c)	\$0	0	02-25-92
27	LIVERMORE, CITY OF	\$86,039		\$86,039 (c)	\$0	12	06-26-92
	TOTALS	\$11,509,856		\$7,585,339	\$35,331,899	708	
PROJECTS APPROVED IN FY 1993:							
28	MARION, CITY OF	\$1,218,460		\$379,510 (c)	\$1,412,000	40	12-17-92
29	DAVIESS COUNTY FISCAL COURT	\$1,765,510		\$1,634,610 (c)	\$340,000,000	280	01-29-93
30	COVINGTON, CITY OF	\$516,140		\$460,327 (c)	\$18,000,000	500	01-29-93
31	HOPKINSVILLE, CITY OF	\$8,688,679		\$5,000,000 (c)	\$0	500	05-05-93 (REAP. 3-31-95)
	TOTALS	\$12,188,789		\$7,474,447	\$359,412,000	1,320	
PROJECTS APPROVED IN FY 1994:							
32	GRAYSON, CITY OF (2)	\$1,712,759		\$1,412,759 (c)	\$0	155	08-31-93
33	PIKEVILLE, CITY OF	\$5,037,889		\$611,397 (c)	\$4,396,000	93	08-31-93
34	LANCASTER, CITY OF	\$1,710,420		\$781,462 (c)	\$0	100	09-29-93
35	GALLATIN COUNTY	\$4,089,434		\$4,000,000 (c)	\$400,089,434	400	09-29-93 (AMD. 6-29-94, REAP. 3-31-95)
36	CAMPBELLSVILLE, CITY OF	\$4,905,000		\$1,905,000 (s)	\$0	295	12-05-95 (REAP.) (AMD. 7-13-98)
	TOTALS	\$38,849,110		\$21,645,392	\$781,897,434	3,363	
PROJECTS APPROVED IN FY 1995:							
30	HENDERSON, CITY OF (phase 1)	\$7,445,372		\$3,188,731 (c)	\$0	1,500	08-30-94 (AMD. 7-5-96)
	(phase 2)			\$581,512 (c)	\$0	0	08-30-94
* 31	WEBSTER COUNTY WATER DISTRICT	\$1,268,460		\$638,000 (c)	\$0	58	05-30-95
	TOTALS	\$8,713,832		\$4,408,243	\$0	1,558	
PROJECTS APPROVED IN FY 1996:							
* 32	OAK GROVE, CITY OF	\$787,990		\$498,295 (c)	\$0	134	05-14-96
33	MOUNT STERLING, CITY OF	\$2,467,009		\$2,467,009 (c)	\$0	400	05-14-96
	TOTALS	\$3,254,999		\$2,965,304	\$0	534	
PROJECTS APPROVED IN FY 1997:							
34	CORBIN, CITY OF	\$583,878		\$300,000 (c)	\$0	30	8-29-96
42	GRAVES CO WATER DISTRICT	\$1,028,000		\$528,000 (c)	\$0	95	12-4-96; 4/4/13 REAP 9-1-98; assumed from Hickory
	TOTALS	\$1,611,878		\$828,000	\$0	125	

		TOTAL INFRASTRUCTURE AMOUNT	KIA Grnt/Prin Forg AMOUNT	KIA Loan AMOUNT	GENERATED PRIVATE INVESTMENT	JOBS CREATED	DATE APPROVED	COMMENTS
PROJECTS APPROVED IN FY 1998:								
*	42	PRESTONSBURG, CITY OF	\$4,392,500	\$600,000 (c)	\$0	77	2-26-98	\$50M inc. app. 2-5-99
*	43	PAINTSVILLE, CITY OF	\$8,070,950	\$1,772,800 (c)	\$0	400	2-26-98	(REAP. 12-10-99)
		TOTALS	\$12,463,450	\$2,372,800	\$0	477		
PROJECTS APPROVED IN FY 1999:								
*	44	HARDINSBURG, CITY OF	\$5,239,680	\$131,231 (c)	\$0	14	7-13-98	
*	45	PRESTONSBURG, CITY OF	\$1,591,200	\$795,600 (c)	\$0	400	4-27-99	
		TOTALS	\$6,830,880	\$926,831	\$0	414		
PROJECTS APPROVED IN FY 2000:								
*	46	GALLATIN CO WATER DISTRICT	\$1,100,000	\$744,796 (c)	\$95,000,000	130	09/01/1999;	AMD 4/4/00
*	47	CARROLTON, CITY OF (CELOTEX)	\$184,300	\$112,200 (c)	\$75,000,000	122	12/10/1999;	AMD 9/1/01
		TOTALS	\$1,284,300	\$856,996	\$170,000,000	122		
PROJECTS APPROVED IN FY2005:								
*	48	UNION COUNTY FISCAL COURT	\$1,550,000	\$0	\$0 NA		11/04/2004	commitment expired
*	40	OWENTON, CITY OF	\$736,890	\$0	\$0 NA		11/04/2004	commitment expired
*	41	HART CO FISCAL COURT	\$3,192,000	\$2,170,999 (c)	\$0 NA		03/03/2005	
*	42	BOONE COUNTY WATER DISTRICT	\$3,548,148	\$2,506,118 (c)	\$0 NA		6/2/05; 7/1/10	assumed from Boone Co FC
		TOTALS	\$9,027,038	\$4,677,117	\$0			
PROJECTS APPROVED IN FY2006:								
*	43	GRAVES CO WATER DISTRICT	\$596,776	\$596,776 (c)	\$0 NA		1/2005; 7/28/06; 10/2/08	Assumed from Fancy Farm WD
*	44	GRAVES CO WATER DISTRICT	\$152,176	\$152,176 (c)	\$0 NA		9/1/2005; 10/2/08	Assumed from Fancy Farm WD
*	45	WESTERN MASON SANITATION DIST	\$4,644,000	\$560,272 (c)	\$0 NA		12/01/2005	
*	46	BONNIEVILLE, CITY OF	\$3,160,000	\$0	\$0 NA		12/01/2005	commitment expired
*	47	Elkton, City of	\$808,000	\$808,000 (c)	\$0 NA		03/02/2006	
*	48	MT VERNON, CITY OF	\$2,055,000	\$945,000 (c)	\$0 NA		05/04/2006	
		TOTALS	\$11,415,953	\$3,062,225	\$0			
PROJECTS APPROVED IN FY2007:								
*	49	GUTHRIE, CITY OF	\$0	\$0	\$0 NA		08/03/2006	Withdrawn
*	50	OWINGSVILLE, CITY OF	\$4,367,250	\$797,250 (c)	\$0 NA		06/10/01/2009	338,997 In; 50,000 grant
*	51	JAMESTOWN, CITY OF	\$13,065,000	\$3,588,700 (c)	\$0 NA		12/07/2006	3,038,700 In; 550,000 grant
*	52	CONNECTGRADD	\$2,400,000	\$837,856 (c)	\$0 NA		02/08/2007	broadband
*	53	ALBANY, CITY OF	\$7,366,000	\$749,947 (c)	\$0 NA		05/10/2007	EO 2007-298 GF
*	54	GRAVES CO WATER DISTRICT	\$849,154	\$849,154 (c)	\$0 NA		5/10/2007; 10/2/08	S Graves WD
		TOTALS	\$28,047,403	\$6,822,906	\$0			
PROJECTS APPROVED IN FY2008:								
*	55	CAVELAND ENVIRONMENTAL	\$2,910,000	\$125,000 (c)	\$0 NA		09/06/2007	sewer
*	56	HOPKINSVILLE ELECT & EN NET	\$3,000,000	\$3,000,000 (c)	\$0 NA		10/04/2007	fiber optic communications
*	57	MARION CO WATER DISTRICT	\$750,000	\$340,000 (c)	\$0 NA		10/04/2007	water
*	58	WILLIAMSBURG, CITY OF	\$3,237,440	\$400,000 (c)	\$0 NA		10/04/2007	water
*	59	LOGAN TODD REG WAT COMM	\$1,500,000	\$400,000 (c)	\$0 NA		11/01/2007	water
*	60	BURGIN, CITY OF	\$50,000	\$50,000 (c)	\$0 NA		11/01/2007	water
	61	PRESTONSBURG, CITY OF	\$2,700,000	\$2,700,000	\$0 NA		12/06/2007	purchase Auxier Water
	62	GLASGOW, CITY OF	\$1,200,000	\$1,200,000 (c)	\$0 NA		2/7/2008; 10/9/08	broadband
	63	LANCASTER, CITY OF	\$690,000	\$490,000 (c)	\$0 NA		03/06/2008	sewer
	64	WHITLEY CO WATER DISTRICT	\$2,708,000	\$932,800 (c)	\$0 NA		3/6/08; 7/27/11	water
	65	HINDMAN, CITY OF	\$500,000	\$500,000 (c)	\$0 NA		04/03/2008	water
	66	WALTON, CITY OF	\$4,000,000	\$1,000,000 (c)	\$0 NA		06/05/2008	sewer
		TOTALS	\$23,245,440	\$11,137,800	\$0			
PROJECTS APPROVED IN FY2009:								
	67	CARROLLTON, CITY OF	\$2,949,731	\$867,091 (c)	\$0 NA		8/7/08; 12/8/11	sewer
	68	LOUISA, CITY OF	\$1,075,000	\$972,330 (c)	\$0 NA		08/07/2008	sewer
	69	PRESTONSBURG, CITY OF	\$841,000	\$841,000 (c)	\$0 NA		10/02/2008	water meters
	70	LEBANON, CITY OF	\$1,119,707	\$582,883 (c)	\$0 NA		12/04/2008	water
	71	MuniNet	\$2,500,000	\$2,500,000 (c)	\$0 NA		06/25/09; 4/7/11	broadband; assumed from Murray
	72	PINEVILLE, CITY OF	\$0	\$0	\$0 NA		06/25/2009	sewer - withdrawn 9/24/09
		TOTALS	\$8,485,438	\$5,763,304	\$0			
PROJECTS APPROVED IN FY2010:								
	73	Prestonsburg, City of	\$2,670,000	\$0	\$0 NA		10/01/2009	sewer
	74	Falmouth, City of	\$564,835	\$564,835 (c)	\$0 NA		10/01/2009	sewer
	75	Louisville and Jefferson County MSD	\$500,000	\$500,000 (c)	\$0 NA		2/4/10; 12/3/20	sewer - assumed 12/3/20
	76	Hart Co Industrial Authority	\$2,300,000	\$999,811 (c)	\$3,000,000	40	02/04/2010	sewer
	77	Marshall Co. Fiscal Court	\$1,075,000	\$275,000 (c)	\$0 NA		6/3/10; 12/6/12	80% grant/ 20% loan
		TOTALS	\$7,109,835	\$800,000	\$2,339,646	\$3,000,000	40	

	TOTAL INFRASTRUCTURE AMOUNT	KIA Grnt/Prin Forg AMOUNT	KIA Loan AMOUNT	GENERATED PRIVATE INVESTMENT	JOBS CREATED	DATE APPROVED	COMMENTS
PROJECTS APPROVED IN FY2011:							
78	Louisville and Jefferson County MSD	\$500,000	\$0	\$500,000 (c)	\$0 NA	08/05/2010	sewer - assumed 12/3/20
79	Greenville, City of	\$1,226,500	\$0	\$1,226,500 (c)	\$0 NA	10/14/10;10/25/13	sewer
80	Marion, City of	\$2,100,000	\$0	\$1,175,526 (c)	\$0 NA	10/14/2010	water
81	Princeton, City of	\$430,645	\$0	\$401,674 (c)	\$0 NA	10/14/10; 7/1/11	sewer
82	Bracken Co Water District	\$475,000	\$380,000	\$95,000 (c)	\$0 NA	12/09/2010	water
83	Caneyville, City of	\$445,000	\$0	\$110,000 (c)	\$0 NA	12/09/2010	sewer
84	Crab Orchard, City of	\$1,660,000	\$400,000	\$409,999 (c)	\$0 NA	12/09/2010	water
85	Flatwoods, City of	\$887,500	\$514,800	\$128,700 (c)	\$0 NA	2/3/2011; 8/2/12	
86	Graves County Water District	\$1,111,266	\$220,000	\$780,000 (c)	\$0 NA	02/03/2011	
87	Mt. Washington, City of	\$700,000	\$560,000	\$140,000 (c)	\$0 NA	02/03/2011	
88	White Plains, City of	\$657,000	\$525,600	\$131,400 (c)	\$0 NA	02/03/2011	
89	Beattyville, City of	\$675,000	\$140,000	\$35,000 (c)	\$0 NA	03/03/2011	water
90	Elkton, City of	\$141,700	\$0	\$136,761 (c)	\$0 NA	03/03/2011	water
91	Nicholas County Sanitation District	\$2,641,000	\$0	\$550,000 (c)	\$0 NA	03/03/2011	sewer
92	North McLean Co WD	\$737,871	\$200,000	\$50,000 (c)	\$0 NA	03/03/2011	water
93	MuniNet	\$2,031,370	\$0	\$2,031,370 (c)	\$0 NA	04/07/2011	broadband
TOTALS	\$16,419,852	\$2,940,400	\$7,901,930	\$0	0		
PROJECTS APPROVED IN FY2012:							
94	Crittenden-Livingston Water District	\$300,000	\$0	\$300,000 (c)	\$0 NA	08/04/2011	water
95	Lewisburg, City of	\$0	\$0	\$0	\$0 NA	03/01/2012	water - withdrawn 12/2/13
96	Olive Hill, City of	\$505,000	\$0	\$505,000 (c)	\$0 NA	03/01/2012	water
97	Mount Olivet, City of	\$1,100,000	\$0	\$350,000 (c)	\$0 NA	04/12/2012	water
98	Nebo Water District	\$92,000	\$0	\$92,000 (c)	\$0 NA	06/07/2012	water - WX21107002
TOTALS	\$1,997,000	\$0	\$1,247,000	\$0	0		
PROJECTS APPROVED IN FY2013:							
99	East Pendleton Water District	\$160,000	\$0	\$160,000 (c)	\$0 NA	08/02/2012	water WX21191002
100	Marion County Water District	\$548,180	\$0	\$548,180 (c)	\$0 NA	08/02/2012	water - WX21155031
101	Symsonia Water District	\$924,016	\$0	\$327,103 (c)	\$0 NA	8/2/12; 12/4/14	water - WX21083055
102	Scottsville, City of	\$716,000	\$0	\$261,068 (c)	\$0 NA	08/02/2012	sewer - SX21003032
103	South Shore, City of	\$2,082,411	\$0	\$1,882,411 (c)	\$0 NA	8/2/12; 4/2/15	purchase water system; WX21089067
104	City of Elkton	\$346,243	\$0	\$346,243 (c)	\$0 NA	3/7/13;10/25/13	water - WX21219030
105	Bullitt Co Sanitation District	\$89,217	\$84,756	\$4,461 (c)	\$0 NA	03/07/2013	sewer - SX21029031
106	Pineville, City of	\$1,380,000	\$0	\$1,380,000 (c)	\$0 NA	04/04/2013	water - WX21013926
107	Green River Valley Water District	\$1,287,000	\$0	\$1,287,000 (c)	\$0 NA	4/4/13; 6/4/15	water - WX21099037
108	Burkesville, City of	\$1,500,000	\$0	\$500,000 (c)	\$0 NA	05/02/2013	sewer - SX21057003
109	Scottsville, City of	\$2,093,465	\$0	\$1,138,509 (c)	\$0 NA	05/02/2013	sewer - SX21003027
TOTALS	\$11,126,532	\$84,756	\$7,834,975	\$0	0		
PROJECTS APPROVED IN FY2014:							
110	Paradise Park Reg Industrial Dev Auth	\$853,585	\$0	\$339,409 (c)	\$0 NA	09/05/2013	water - WX21177029
111	US 60 Water District	\$1,605,810	\$0	\$1,300,000 (c)	\$0 NA	09/05/2013	water - WX21211033
112	Greensburg, City of	\$83,813	\$0	\$83,813	\$0 NA	02/06/2014	water - WX21087018
113	Edmonton, City of	\$174,907	\$0	\$174,907 (c)	\$0 NA	02/06/2014	water - WX21169031
114	Dawson Springs, City of	\$450,000	\$0	\$284,361 (c)	\$0 NA	03/06/2014	water - WX21107035
115	Wickliffe, City of	\$54,385	\$0	\$54,385 (c)	\$0 NA	03/06/2014	water - WX21007006
116	Lebanon Junction, City of	\$296,058	\$0	\$296,058 (c)	\$0 NA	4/3/14; 9/3/15	sewer - SX21029032
117	Grand Rivers, City of	\$263,000	\$0	\$263,000 (c)	\$0 NA	04/03/2014	water - WX21139017
118	Mount Olivet, City of	\$0	\$0	\$0	\$0 NA	04/03/2014	sewer - SX21201007 - withdrawn 2014
119	Hickman, City of	\$0	\$0	\$0	\$0 NA	04/03/2014	water - WX21075017 - withdrawn 8/20/14
120	London, City of	\$1,100,300	\$0	\$1,100,300 (c)	\$0 NA	05/01/2014	sewer - SX2125004
121	Greenup Joint Sewer Agency	\$1,940,465	\$0	\$1,940,465 (c)	\$0 NA	06/26/2014	sewer - SX21089072
122	Greensburg, City of	\$0	\$0	\$0	\$0 NA	06/26/2014	water - WX21087008 - withdrawn 2/20/14
TOTALS	\$6,822,323	\$0	\$5,836,699	\$0	0		
PROJECTS APPROVED IN FY2015:							
123	Hustonsville, City of	\$544,451	\$0	\$544,451 (c)	\$0 NA	9/4/14; 10/1/15	water - WX21137046
124	Bracken Co Water District	\$358,000	\$0	\$358,000 (c)	\$0 NA	12/04/2014	water - WX21023045
125	Northern Kentucky Water District	\$1,727,112	\$0	\$1,392,195 (c)	\$0 NA	02/05/2015	water - WX21117002
126	Cattlettsburg, City of	\$270,000	\$0	\$270,000 (c)	\$0 NA	02/05/2015	sewer - SX21019076
127	Barbourville, City of	\$0	\$0	\$0	\$0 NA	04/02/2015	water - WX21121007 - withdrawn 4/13/16
128	US 60 Water District	\$2,326,000	\$0	\$1,721,905 (c)	\$0 NA	06/04/2015	water - WX21211033
129	McLean County Regional Water Commissic	\$10,992,089	\$0	\$2,500,936	\$0 NA	06/04/2015	water - WX21149042
TOTALS	\$16,217,652	\$0	\$6,787,487	\$0	0		
PROJECTS APPROVED IN FY2016:							
130	Louisville and Jefferson County MSD	\$175,000	\$0	\$87,430 (c)	\$0 NA	7/2/15; 12/3/20	sewer - SX21029030 - assumed 12/3/20
131	Muhlenberg County Water District #3	\$391,000	\$0	\$250,000	\$0 NA	07/02/2015	water - WX21177038
132	Jeffersonville, City of	\$307,160	\$0	\$307,160 (c)	\$0 NA	08/06/2015	water - WX21173112
133	Pineville, City of	\$280,791	\$0	\$280,791 (c)	\$0 NA	08/06/2015	sewer - SX21013004
134	Martin, City of	\$0	\$0	\$0 (c)	\$0 NA	09/03/2015	sewer - SX21071008 - rescinded 2/27/17
135	Perry County Fiscal Court	\$350,000	\$50,000	\$300,000 (c)	\$0 NA	11/05/2015	water - WX21193029
136	Reid Village Water District	\$350,000	\$0	\$350,000 (c)	\$0 NA	02/04/2016	water - WX21173139
137	Morganfield, City of	\$213,287	\$0	\$213,287 (c)	\$0 NA	05/05/2016	sewer - SX21225006
138	Lewisport, City of	\$267,500	\$0	\$267,500 (c)	\$0 NA	6/2/16; 2/2/17	water - WX21091098
139	Elkhorn City, City of	\$402,060	\$0	\$402,060 (c)	\$0 NA	06/02/2016	sewer - SX21195018
140	Lancaster, City of	\$204,890	\$0	\$204,890 (c)	\$0 NA	06/02/2016	sewer - SX21079017
TOTALS	\$2,941,689	\$50,000	\$2,663,119	\$0	0		

	TOTAL INFRASTRUCTURE AMOUNT	KIA Grnt/Prin Forg AMOUNT	KIA Loan AMOUNT	GENERATED PRIVATE INVESTMENT	JOBS CREATED	DATE APPROVED	COMMENTS
PROJECTS APPROVED IN FY2017:							
141	Hustonsville, City of	\$75,639	\$0	\$75,639 (c)	\$0 NA	08/04/2016	water - WX21137050
142	Lawrenceburg, City of	\$1,985,000	\$0	\$909,582 (c)	\$0 NA	08/04/2016	sewer - SX21005006
143	Calvert City, City of	\$576,113	\$0	\$463,537 (c)	\$0 NA	09/01/2016	water - WX21157017
144	Northeast Woodford County Water District	\$400,000	\$0	\$400,000	\$0 NA	10/27/2016	water - WX21239032
145	New Castle, City of	\$890,000	\$0	\$428,913.77 (c)	\$0 NA	12/01/2016	sewer/water - SX21103012/WX21103059
146	Bardstown, City of	\$1,220,499	\$0	\$1,220,499 (c)	\$0 NA	12/1/16; 5/4/17	water - WX21179030
147	Bowling Green, City of	\$2,000,000	\$0	\$2,000,000 (c)	\$0 NA	12/01/2016	water - WX21227076
148	South Hopkins Water District	\$765,000	\$0	\$765,000	\$0 NA	03/02/2017	water - WX21107052
149	Bardstown, City of	\$1,123,048	\$0	\$1,123,048 (c)	\$0 NA	5/4/17; 3/1/18	water - WX21179031
150	Mayfield, City of	\$728,073	\$0	\$728,073 (c)	\$0 NA	06/01/2017	sewer/water - SX21083058/WX21083041
151	Regional Water Resource Agency	\$258,706.89	\$0	\$258,706.89 (c)	\$0 NA	06/01/2017	sewer - SX21059039
152	Regional Water Resource Agency	\$417,101	\$0	\$417,101 (c)	\$0 NA	06/01/2017	sewer - SX21059026
TOTALS		\$10,439,180	\$0	\$8,790,100	\$0	0	
PROJECTS APPROVED IN FY2018:							
153	Guthrie, City of	\$1,163,825	\$0	\$1,163,825	\$0 NA	10/05/2017	sewer/water - SX21219022/WX21219008
154	Elkhorn Water District	\$880,000	\$0	\$850,000	\$0 NA	10/05/2017	water - WX21073021
155	Lewisburg, City of	\$250,000	\$0	\$250,000	\$0 NA	12/06/2017	sewer - SX21141014
156	Albany, City of	\$515,000	\$0	\$53,000 (c)	\$0 NA	02/01/2018	water - WX21053014
157	Flemingsburg, City of	\$416,820	\$0	\$132,046 (c)	\$0 NA	02/01/2018	sewer - SX21069019
158	Kentucky Dept of Parks - Taylorsville Lake	\$856,000	\$0	\$788,550 (c)	\$0 NA	02/01/2018	sewer - SX21215005
159	Cannonsburg Water District	\$85,000	\$0	\$57,271 (c)	\$0 NA	06/12/2018	water - WX21089035
160	Hopkinsville Electric System	\$4,300,000	\$0	\$2,500,000 (c)	\$0 NA	06/12/2018	broadband
161	Marion County Water District	\$950,000	\$0	\$950,000 (c)	\$0 NA	06/12/2018	water - WX21155022
TOTALS		\$9,416,645	\$0	\$6,744,691	\$0	0	
PROJECTS APPROVED IN FY2019:							
162	Calvert City, City of	\$610,800	\$0	\$470,288 (c)	\$0 NA	09/26/2018	water - WX21035006
163	Mount Washington, City of	\$1,599,630	\$0	\$1,599,630 (c)	\$0 NA	09/26/2018	water - WX21029293
164	Murray, City of	\$4,592,253	\$0	\$1,500,000 (c)	\$0 NA	11/13/2018	water - WX21035037
165	Laurel County Water District #2	\$1,775,000	\$0	\$445,000 (c)	\$0 NA	11/13/2018	water - WX21125020
166	Warren County Water District	\$3,056,000	\$0	\$2,000,000	\$0 NA	12/11/2018	sewer - SX21227082
167	Hickman, City of	\$397,000	\$0	\$397,000 (c)	\$0 NA	04/04/2019	water - WX21075020
TOTALS		\$12,030,683	\$0	\$6,411,918	\$0	0	
PROJECTS APPROVED IN FY2020:							
168	Mayfield, City of	\$2,221,117	\$0	\$2,221,117	\$0 NA	08/06/2019	sewer/water - SX21083047, SX21083061, SX21083055, WX21083021
169	Hyden-Leslie County Water District	\$2,735,000	\$0	\$2,735,000	\$0 NA	11/07/2019	water - WX21131111
170	Hazard, City of	\$2,980,000	\$0	\$596,000	\$0 NA	11/07/2019	gas - no project number
171	Flemingsburg, City of	\$258,015	\$0	\$77,405	\$0 NA	03/05/2020	water - WX21069039
TOTALS		\$8,194,132	\$0	\$5,629,522	\$0	0	
PROJECTS APPROVED IN FY2021:							
172	Bardstown, City of	\$1,472,400	\$0	\$1,472,400	\$0 NA	08/06/2020	sewer - SX21179030
173	Western Pulaski Water District	\$1,865,000	\$0	\$1,146,000	\$0 NA	09/24/2020	water - WX21199136
TOTALS		\$3,337,400	\$0	\$2,618,400	\$0	0	
GRAND TOTALS		\$309,066,194	\$3,875,156	\$160,202,659	\$1,566,812,723	\$13,536	

bold, italics - pending board approval

* Bonds have not been sold for these projects

+ Projects were funded under the master note

(c) - Final amounts; Loan has been closed

(s) - Amount represented in the assistance agreement

TOTAL AUTHORIZATION FYS 1991-94	\$6,000,000
TOTAL DEAUTHORIZATION FYS 95-96	(\$78,822)
TOTAL AUTHORIZATION FYS 1997-98	\$0
TOTAL AUTHORIZATION FYS 1998-2000	\$13,000,000 (rif)
TOTAL AUTHORIZATION FYS 2001-2002	\$3,925,000 (rif)
	<u>\$22,846,178</u>

**KENTUCKY INFRASTRUCTURE AUTHORITY
WATER RESOURCES GRANT----- (FUND B1)**

TOTAL INFRASTRUCTURE AMOUNT	KIA AMOUNT	DATE APPROVED	COMMENTS
-----------------------------------	---------------	------------------	----------

PROJECTS APPROVED JULY 1, 1991 THROUGH JUNE 30, 1992:

1 ELKHORN WATER DISTRICT	\$383,000	\$151,233 (c)	9-16-91	
2 BEAVER-ELKHORN WATER DISTRICT (PH II)	\$2,262,200	\$1,383,547 (c)	9-16-91	(REAP. 5-5-93)
3 BEAVER-ELKHORN WATER DISTRICT (PH III)	\$3,386,325	\$616,453 (c)	9-16-91	(REAP. 5-5-93)
4 WACO WATER DISTRICT	\$304,525	\$300,000 (c)	9-16-91	
5 NORTH MERCER WATER DISTRICT	\$1,833,000	\$500,000 (c)	9-16-91	
6 WEBSTER COUNTY WATER DISTRICT	\$2,269,500	\$1,500,000 (c)	9-16-91	
7 ANDERSON COUNTY	\$361,638	\$270,000 (c)	9-16-91	
8 GEORGETOWN, CITY OF	\$3,474,350	\$400,000 (c)	9-16-91	
9 LYNCH, CITY OF	\$502,500	\$499,945 (c)	9-16-91	
TOTALS	<u>\$14,777,038</u>	<u>\$5,621,178</u>		

PROJECTS APPROVED JULY 1, 1992 THROUGH JUNE 30, 1994:

10 DAVIESS COUNTY FISCAL COURT (East Daviess County Water Association)	\$300,000	\$300,000 (c)	11-12-92	(AMD. 9-29-93)
TOTALS	<u>\$300,000</u>	<u>\$300,000</u>		

PROJECTS PER SPECIAL PROVISIONS DURING 1998 GENERAL SESSION

11 MEADE COUNTY FISCAL COURT	\$4,204,225	\$2,500,000	12/18/1998	
12 CITY OF RICHMOND	\$8,400,000	\$4,000,000	09/01/1998	
13 CITY OF MIDWAY	\$4,760,971	\$3,500,000	06/06/2000	
14 CITY OF HINDMAN	\$3,000,000	\$3,000,000	07/28/1999	
TOTALS	<u>\$20,365,196</u>	<u>\$13,000,000</u>		(rif)

PROJECTS APPROVED JULY 1, 1998 THROUGH JUNE 30, 1999:

15 WATER RESOURCE DEV COMMISSION	\$1,053,000	753,000 (rif)	4-27-99	
TOTALS	<u>\$1,053,000</u>	<u>753,000</u>		

PROJECTS PER SPECIAL PROVISIONS DURING 2000 GENERAL SESSION

16 HORTON CAMP INF AT GREEN RIVER ST PARK	650,000.00	650,000.00	06/06/2000	
17 FLEMING CO WATER COMM	75,000.00	75,000.00	02/01/2001 (AA date)	
18 FLEMING CO '201' SEWER PLANNING	50,000.00	50,000.00	10/01/2001 (AA date)	
19 CITY OF WURLAND	25,000.00	25,000.00	10/01/2001 (AA date)	
20 SPURLOCK & LITTLE MUD CREEK	300,000.00	300,000.00	08/17/2001 (AA date)	
21 PIKE COUNTY - TAYLOR FORK	50,000.00	50,000.00	08/06/2001 (AA date)	
22 SOUTHERN MADISON WATER DISTRICT	200,000.00	200,000.00	03/01/2001 (AA date)	
23 HENDERSON CO WATER DISTRICT	500,000.00	500,000.00	08/20/2001 (AA date)	
24 LEWIS CO WATER & SEWER	500,000.00	500,000.00	11/22/2000	
25 GREEN CO WATER & SEWER	500,000.00	500,000.00	08/06/2001 (AA date)	
26 LARUE COUNTY FISCAL COURT	750,000.00	750,000.00	08/06/2001 (AA date)	
27 CARROL COUNTY FISCAL COURT	250,000.00	250,000.00	08/01/2001 (AA date)	
28 CITY OF RACELAND	25,000.00	25,000.00	09/21/2001 (AA date)	
29 CITY OF WORTHINGTON	25,000.00	25,000.00	08/06/2001 (AA date)	
30 CITY OF FLATWOODS	25,000.00	25,000.00	10/01/2001 (AA date)	
TOTALS	<u>3,925,000.00</u>	<u>3,925,000.00</u>		(rif)

TOTAL INFRASTRUCTURE AMOUNT	KIA AMOUNT	DATE APPROVED	COMMENTS
-----------------------------------	---------------	------------------	----------

PROJECTS APPROVED JULY 1, 2001 THROUGH JUNE 30, 2002:

31	Columbia-Campbellsville	WX21001008	\$3,415,000	\$55,000	12/06/2001
32	Bath County Water District	WX21011002	\$2,253,000	\$1,150,000	12/06/2001
33	City of Paris	WX21017002	\$2,300,000	\$1,000,000	12/06/2001
34	City of Ashland	WX21019006	\$2,362,626	\$750,000	12/06/2001
35	Bracken County Water District	WX21023001	\$1,810,000	\$93,500	12/06/2001
36	City of Murray	WX21035005	\$1,126,000	\$0	12/06/2001
37	Center Ridge Water District	WX21035011	\$262,200	\$262,200	12/06/2001
38	West Carroll Water District	WX21041301	\$2,200,000	\$500,000	12/06/2001
39	Rattlesnake Ridge Water District	WX21043001	\$4,130,000	\$440,000	12/06/2001
40	Christian County Water District	WX21047011	\$2,200,000	\$1,000,000	12/06/2001
41	Owensboro Municipal Utilities	WX21059001	\$2,500,000	\$1,000,000	12/06/2001
42	Consumers Water District	WX21083002	\$1,117,868	\$1,000,000	12/06/2001
43	City of Caneyville	WX21085001	\$486,000	\$186,000	12/06/2001
44	Grayson County Water District	WX21085009	\$2,878,000	\$1,000,000	12/06/2001
45	City of Cumberland	WX21095662	\$1,600,000	\$400,000	12/06/2001
46	Henderson Water Utility	WX21101005	\$600,000	\$600,000	12/06/2001
47	Wood Creek water District	WX21125527	\$350,364	\$350,364	12/06/2001
48	Louisa Water District	WX21127001	\$5,570,570	\$1,000,000	12/06/2001
49	Electric Plant Board of the City of Vanceburg	WX21135001	\$4,077,000	\$977,000	12/06/2001
50	City of Sacramento	WX21149002	\$150,000	\$150,000	12/06/2001
51	Western Lewis Rectorville Water District	WX21161001	\$1,399,000	\$275,000	12/06/2001
52	Edmonton Water Works	WX21169001	\$2,222,782	\$595,782	12/06/2001
53	Tri-Village Water District	WX21187205	\$1,800,000	\$800,000	12/06/2001
54	City of Falmouth	WX21191311	\$1,000,000	\$300,000	12/06/2001
55	City of Hazard	WX21193009	\$5,500,000	\$250,000	12/06/2001
56	Buffalo Trail Water Association	WX21201005	\$1,500,000	\$750,000	12/06/2001
57	US 60 Water District	WX21211026	\$1,375,000	\$650,000	12/06/2001
58	Taylorville Water Works	WX21215087	\$3,500,000	\$430,400	12/06/2001
59	Campbellsville-Greensburg	WX21217004	\$3,181,900	\$0	12/06/2001
60	Cadiz-Trigg County Regional Water Commissic	WX21221002	\$14,000,000	\$70,000	12/06/2001
61	City of Midway	WX21239003	\$766,000	\$150,000	12/06/2001
62	City of Booneville	WX21189002	\$687,000	\$130,000	06/06/2002

TOTALS \$78,320,310 \$16,315,246 (rif)

PROJECTS APPROVED JULY 1, 2006 THROUGH JUNE 30, 2007:

63	Knott Co Water & Sewer		\$500,000	\$500,000	10/05/2006
64	Bath Co WD		\$514,340	\$250,000	12/07/2006
65	Western Pulaski Co Water District		\$620,000	\$620,000	5/10/07; 6/21/07
66	City of Harlan		\$200,000	\$200,000	06/21/2007

TOTALS \$1,834,340 \$1,570,000 (rif)

PROJECTS APPROVED IN FY2008:

67	City of Arlington		\$190,750	\$190,750	07/19/2007
68	City of Elkton		\$200,000	\$200,000	07/19/2007
69	City of Georgetown		\$80,000	\$80,000	07/19/2007
70	Morehead Utility Plant Board		\$373,900	\$373,900	07/19/2007

TOTALS \$844,650 \$844,650

GRAND TOTALS \$121,419,534 \$41,484,424

bold, italics - pending board approval

(s) - Amount represented in the assistance agreement

(c) - Grant has been closed.

(rif) - To be funded out of the revolving loan funds

**KENTUCKY INFRASTRUCTURE AUTHORITY
WATER RESOURCES LOAN ----- (FUND B2)
GATEWAY, BIG SANDY, KENTUCKY RIVER AND CUMBERLAND VALLEY DEVELOPMENT DISTRICTS**

TOTAL AUTHORIZATION FYS 1991-94	\$30,000,000
TOTAL DEAUTHORIZATION FYS 1995-96	(\$1,716,586)
TOTAL AUTHORIZATION FYS 1997-98	\$0
TOTAL AUTHORIZATION FYS 1998-99	\$0
TOTAL 1991 - 1998	<u>\$28,283,414</u>

TOTAL INFRASTRUCTURE AMOUNT	KIA AMOUNT	INTEREST RATE	AREA DEVELOPMENT DISTRICT	DATE APPROVED	COMMENTS
-----------------------------------	---------------	------------------	---------------------------------	------------------	----------

PROJECTS APPROVED JULY 1, 1991 THROUGH JUNE 30, 1992:

1 MOUNTAIN WATER DISTRICT (Indian Creek)	\$2,712,760	\$337,760	(c)	3.0%	BIG SANDY	07-24-91	
2 MARTIN COUNTY WATER DISTRICT NO. 2	\$2,481,566	\$1,329,826	(c)	3.0%	BIG SANDY	09-16-91	(REAP. 5-5-93)
3 HYDEN / LESLIE CO. WATER DISTRICT	\$2,196,941	\$1,965,619	(c)	3.0%	KY. RIVER	09-16-91	
4 SOUTHERN WATER & SEWER (Phase I)	\$1,045,700	\$514,888	(c)	3.0%	BIG SANDY	09-16-91	(REAP. 1-29-93), Assumed from Beaver Elkhorn 12-21-00
5 SOUTHERN WATER & SEWER (Phase II)	\$2,262,200	\$847,982	(c)	3.0%	BIG SANDY	09-16-91	(REAP. 5-5-93), Assumed from Beaver Elkhorn 12-21-00
6 SOUTHERN WATER & SEWER (Phase III)	\$3,386,325	\$2,831,354	(c)	3.0%	BIG SANDY	09-16-91	(REAP. 5-5-93 & 2-2-95), Assumed from Beaver Elkhorn 12-21-00
7 MANCHESTER, CITY OF	\$1,766,705	\$970,439	(c)	2.9%	CUMB. VALLEY	11-01-91	
8 MOREHEAD, CITY OF	\$449,442	\$359,646	(c)	2.9%	GATEWAY	11-01-91	
9 MOUNTAIN WATER DISTRICT (Multi-Area)	\$5,165,093	\$5,165,093	(c)	2.9%	BIG SANDY	11-01-91	
10 PIKEVILLE, CITY OF	\$903,718	\$897,868	(c)	2.9%	BIG SANDY	11-01-91	
11 PINEVILLE, CITY OF	\$829,099	\$829,099	(c)	2.9%	CUMB. VALLEY	11-01-91	
12 BARBOURVILLE, CITY OF	\$4,500,000	\$1,924,831	(c)	2.9%	CUMB. VALLEY	11-01-91	
13 CORBIN, CITY OF	\$1,449,838	\$833,000	(c)	2.9%	CUMB. VALLEY	12-04-91	
14 PRESTONSBURG, CITY OF	\$2,173,278	\$1,960,288	(c)	2.9%	BIG SANDY	12-04-91	
15 HARLAN, CITY OF	\$1,434,170	\$1,434,170	(c)	2.9%	CUMB. VALLEY	12-04-91	
16 WHITESBURG, CITY OF	\$1,332,179	\$932,179	(c)	2.7%	KY. RIVER	05-13-92	
17 CLAY COUNTY FISCAL COURT (North Manchester Water Association)	\$2,805,321	\$2,621,001	(c)	2.95%	CUMB. VALLEY	05-13-92	
18 ROCKCASTLE COUNTY FISCAL COURT (Western Rockcastle Water Association)	\$778,500	\$364,572	(c)	2.95%	CUMB. VALLEY	05-13-92	
TOTALS	<u>\$37,672,835</u>	<u>\$26,119,616</u>					

PROJECTS APPROVED JULY 1, 1992 THROUGH JUNE 30, 1993:

19 JACKSON COUNTY FISCAL COURT (Jackson County Water Association)	\$1,858,645	\$1,792,633	(c)	2.45%	KY. RIVER	11-12-92	
TOTALS	<u>\$1,858,645</u>	<u>\$1,792,633</u>					

PROJECTS APPROVED JULY 1, 1993 THROUGH JUNE 30, 1994:

20 LAUREL COUNTY WATER DISTRICT NO. 2	\$1,324,000	\$450,000	(c)	1.6%	CUMB. VALLEY	5-11-94	(REAP. 12-5-95)
TOTALS	<u>\$1,324,000</u>	<u>\$450,000</u>					
GRAND TOTALS	<u>\$40,855,480</u>	<u>\$28,362,249</u>					

(s) - Amount represented in the assistance agreement.
(c) - Final Amount; Loan has been closed.

**KENTUCKY INFRASTRUCTURE AUTHORITY
GOVERNMENTAL AGENCIES PROGRAM ----- (FUND C)**

	TOTAL PROJECT AMOUNT	KIA AMOUNT	DATE APPROVED	COMMENTS	
Fd C Available to Loan/Grant Before Current Meeting		\$4,260,909			
ORIGINAL KENTUCKY POLLUTION ABATEMENT AUTHORITY LOANS (42) REFINANCED BY THE KENTUCKY INFRASTRUCTURE AUTHORITY (1989)		\$32,025,000			
<u>PROJECTS APPROVED IN FY 1989:</u>					
1	CAMPBELLSVILLE, CITY OF	\$3,450,000	\$2,500,000	(c)	
2	CARLISLE, CITY OF	\$3,958,731	\$1,764,950	(c)	
3	CRITTENDEN, CITY OF	\$1,725,300	\$913,800	(c)	
4	EDMONTON, CITY OF	\$740,728	\$505,728	(c)	
5	FULTON, CITY OF	\$1,200,000	\$380,000	(c)	
6	INEZ, CITY OF	\$5,692,657	\$825,477	(c)	
7	PADUCAH-MCCRACKEN JOINT SEWER COM	\$1,844,500	\$1,844,500	(c)	ASSUMED FROM CITY OF PADUCAH
8	RUSSELL, CITY OF	\$2,851,000	\$2,851,000	(c)	
9	STANFORD, CITY OF	\$1,782,000	\$590,000	(c)	
10	TOMPKINSVILLE, CITY OF	\$720,000	\$445,000	(c)	
11	WEST LIBERTY, CITY OF	\$3,086,995	\$1,805,854	(c)	
12	HARDIN COUNTY WATER DISTRICT #2	\$3,597,502	\$932,502	(c)	
13	PADUCAH-MCCRACKEN JOINT SEWER COM	\$1,528,626	\$1,528,626	(c)	ASSUMED FROM MCCRACKEN CO SEWER
14	PADUCAH-MCCRACKEN JOINT SEWER COM	\$2,099,125	\$2,099,125	(c)	ASSUMED FROM MCCRACKEN CO SEWER
15	OLDHAM COUNTY WATER DISTRICT	\$1,191,282	\$1,330,500	(c)	
16	LOUISVILLE WATER COMPANY	\$2,593,497	\$1,094,330	(c)	ASSUMED FROM KENTUCKY TURNPIKE WATER DISTRICT 3/7/02
	TOTALS	\$38,061,943	\$21,411,392		
<u>PROJECTS APPROVED IN FY 1990:</u>					
17	BULLOCK-PEN WATER DISTRICT	\$779,649	\$399,049	(c)	08-07-89
18	BOYD COUNTY SANITATION DISTRICT #2	\$2,525,506	\$1,477,350	(c)	08-07-89 (AMD. 8-16-90 & 12-4-91)
19	FLEMINGSBURG, CITY OF	\$1,218,286	\$1,066,000	(c)	08-07-89
20	FRANKLIN, CITY OF	\$695,690	\$687,204	(c)	05-03-89 (AMD. 8-7-89)
21	PINEVILLE, CITY OF	\$3,099,590	\$308,767	(c)	09-27-89
22	EDMONSON COUNTY WATER DISTRICT	\$860,117	\$507,767	(c)	12-13-89
23	HENDERSON COUNTY WATER DISTRICT #4	\$581,609	\$550,000	(c)	12-13-89 (AMD. 6-20-91)
24	EAST LOGAN COUNTY WATER DISTRICT	\$1,253,120	\$514,303	(c)	12-13-89
25	MCKEE, CITY OF	\$562,789	\$185,289	(c)	04-25-90
	TOTALS	\$11,576,356	\$5,695,729		
<u>PROJECTS APPROVED IN FY 1991:</u>					
26	U.S. 60 WATER DISTRICT	\$391,065	\$202,400	(c)	08-16-90
27	EDMONTON, CITY OF	\$727,621	\$502,621	(c)	08-16-90
28	MUNFORDVILLE, CITY OF	\$107,320	\$100,850	(c)	09-26-90
29	LEXINGTON-SOUTH ELKHORN WATER DIST	\$1,750,000	\$1,712,000	(c)	03-28-91
30	PADUCAH-MCCRACKEN JOINT SEWER COM	\$583,445	\$450,884	(c)	03-28-91 ASSUMED FROM REIDLAND WSD
31	SOUTH GRAVES COUNTY WATER DISTRICT	\$728,605	\$728,605	(c)	06-20-91 (REAP. 12-17-92)(AMD. 11-10-97)(AMD 8-7-03)
32	TRIMBLE COUNTY WATER DISTRICT	\$342,103	\$328,603	(c)	06-20-91 (REAP. 9-16-91)
33	HENDERSON COUNTY WATER DISTRICT #2	\$633,013	\$325,000	(c)	06-20-91
	TOTALS	\$5,263,172	\$4,350,963		
<u>PROJECTS APPROVED IN FY 1992:</u>					
34	TOMPKINSVILLE, CITY OF	\$648,200	\$306,200	(c)	07-24-91
35	WALTON, CITY OF	\$140,577	\$140,577	(c)	07-24-91
36	WILMORE, CITY OF	\$745,155	\$228,355	(c)	09-16-91
37	EDMONSON COUNTY WATER DISTRICT	\$197,959	\$92,747	(c)	09-16-91
38	PADUCAH WATER WORKS	\$596,100	\$556,100	(c)	11/1/91;6/7/12 (assumed from Hendron Water District 6/7/12)
39	BULLOCK-PEN WATER DISTRICT	\$1,067,019	\$518,169	(c)	11-01-91
40	U.S. 60 WATER DISTRICT	\$494,603	\$459,905	(c)	12-04-91
41	FULTON, CITY OF	\$409,587	\$384,508	(c)	05-13-92
42	BULLOCK-PEN WATER DISTRICT	\$62,111	\$29,254	(c)	05-13-92
	TOTALS	\$4,361,311	\$2,715,815		
<u>PROJECTS APPROVED IN FY 1993:</u>					
43	GEORGETOWN, CITY OF	\$554,870	\$162,870	(c)	11-12-92 (AMD. 6-29-94)(Assumed from Stamping Ground 3/2/06)
44	PIKEVILLE, CITY OF	\$1,317,639	\$419,771	(c)	11-12-92
45	NORTH MARSHALL COUNTY WATER DISTRICT	\$1,414,199	\$1,414,199	(c)	12-17-92
46	TAYLORSVILLE, CITY OF	\$188,000	\$188,000	(c)	03-03-93
47	WURLAND, CITY OF	\$336,885	\$264,145	(c)	05-05-93
	TOTALS	\$3,811,593	\$2,448,985		

	TOTAL PROJECT AMOUNT	KIA AMOUNT		DATE APPROVED	COMMENTS
<u>PROJECTS APPROVED IN FY 1994:</u>					
48	WHITESBURG, CITY OF	\$1,701,993	\$381,855	(c)	09-29-93
49	JONATHAN CREEK WATER DISTRICT	\$2,768,000	\$2,302,500	(c)	09-29-93 (AMD 9/7/03)
50	NORTHERN ROCKCASTLE COUNTY WATER	\$455,226	\$265,226	(c)	09-29-93
51	Shelbyville, City of	\$2,100,000	\$697,263	(c)	05-11-94 Assumed from Shelby Co SD #1
52	LAUREL COUNTY WATER DISTRICT #2	\$1,324,000	\$900,950	(c)	05-11-94 (AMD. 12-5-95)
	TOTALS	\$8,349,219	\$4,547,794		
<u>PROJECTS APPROVED IN FY 1995:</u>					
53	CARLISLE, CITY OF	\$715,000	\$425,895	(c)	11-29-94
** 54	HENRY COUNTY WATER DISTRICT #2	\$8,426,000	\$5,026,000	(s)(n)	03-31-95 (AMD. 12-5-95)
55	MCLEAN CO REGIONAL WTR COMMISSION	\$506,100	\$453,299		5-30-95; 2-4-16 Assumed from City of Calhoun
	TOTALS	\$9,647,100	\$5,905,194		
<u>PROJECTS APPROVED IN FY 1996:</u>					
56	OLDHAM COUNTY WATER DISTRICT	\$1,174,500	\$1,062,256	(c)	2-26-95
57	HOPKINSVILLE, CITY OF	\$1,156,400	\$912,970	(c)	12-4-96; 4-7-11 assumed from Oak Grove
	TOTALS	\$2,330,900	\$1,975,226		
<u>PROJECTS APPROVED IN FY 1997:</u>					
58	EAST PENDLETON WATER DISTRICT	\$202,004	\$219,856	(c)	6-19-97
	TOTALS	\$202,004	\$219,856		
<u>PROJECTS APPROVED IN FY 1998:</u>					
	TOTALS	\$0	\$0		
<u>PROJECTS APPROVED IN FY 1999:</u>					
59	LOUISA, CITY OF	\$387,500	\$442,857	(c)	7/13/98 (AMD 9-1-99)
* 60	WEBSTER COUNTY WATER DISTRICT	\$6,165,911	\$4,000,000	(c)	9/1/98
61	MEADE COUNTY WATER DISTRICT	\$4,204,225	\$407,608	(c)	12/18/98
	TOTALS	\$10,757,636	\$4,850,465		
<u>PROJECTS APPROVED IN FY 2001:</u>					
62	BARLOW, CITY OF	\$416,000	\$237,714	(c)	3/1/01
	TOTALS	\$416,000	\$237,714		
<u>PROJECTS APPROVED IN FY 2002:</u>					
63	OLDHAM COUNTY WATER DISTRICT	\$7,043,642	\$5,560,339	(c)	7/12/01
	TOTALS	\$7,043,642	\$5,560,339		
<u>PROJECTS APPROVED IN FY 2003:</u>					
* 64	MCCREARY COUNTY FISCAL COURT	7,996,000	1,474,999	(c)	09/05/2002
* 65	NICHOLASVILLE, CITY OF	4,310,000	4,160,000	(c)	10/03/2002
66	SOUTHERN WATER & SEWER	6,874,900	0		01/09/2003 Withdrawn - Replaced with Coal Sev
67	MEADE COUNTY WATER DISTRICT	919,760	0		06/05/2003 Withdrawn - Replaced with Fd F loan
	TOTAL	\$7,996,000	\$5,634,999		
<u>PROJECTS APPROVED IN FY 2004:</u>					
68	KNOTT CO WATER & SEWER DISTRICT	\$2,628,821	\$640,367		08/07/2003
* 69	CAWOOD WATER DISTRICT	\$2,020,000	\$500,000		12/04/2003
* 70	BLACK MTN UTILITIES DISTRICT	\$2,295,000	\$250,000	(c)	01/08/2004
	TOTAL	\$6,943,821	\$1,390,367		
<u>PROJECTS APPROVED IN FY 2005:</u>					
* 71	NORTONVILLE, CITY OF	\$5,300,000	\$2,768,556	(c)	09/02/2004
* 72	JOHNSON CO FISCAL COURT	\$1,317,000	\$0		12/09/2004 Withdrawn
* 73	PEAKS MILL WATER DISTRICT	\$1,626,900	\$946,900	(c)	05/05/2005
	TOTAL	\$8,243,900	\$3,715,456		
<u>PROJECTS APPROVED IN FY 2007:</u>					
* 74	MAYFIELD, CITY OF	\$393,250	\$389,255	(c)	05/10/2007 broadband
	TOTAL	\$393,250	\$389,255		

	TOTAL PROJECT AMOUNT	KIA AMOUNT		DATE APPROVED	COMMENTS
<u>PROJECTS APPROVED IN FY 2008:</u>					
* 75	\$1,219,995	\$796,140	(c)	11/01/2007	water
* 76	\$1,378,708	\$948,348	(c)	11/01/2007	water
* 77	\$6,000,000	\$6,000,000	(c)	06/05/2008	water
	TOTAL	\$8,598,703			\$7,744,488
<u>PROJECTS APPROVED IN FY 2009:</u>					
* 78	\$1,147,500	\$248,294	(c)	10/02/2008	sewer
	TOTAL	\$1,147,500			\$248,294
<u>PROJECTS APPROVED IN FY 2010:</u>					
* 79	\$1,800,000	\$1,800,000	(c)	10/01/2009; 8/4/2011	industrial park transmission
* 80	\$5,050,000	\$3,500,000	(c)	10/01/2009	water
	TOTAL	\$6,850,000			\$5,300,000
<u>PROJECTS APPROVED IN FY 2011:</u>					
* 81	\$621,000	\$621,000	(c)	03/03/2011	water main replacement
	TOTAL	\$621,000			\$621,000
<u>PROJECTS APPROVED IN FY 2012:</u>					
* 82	\$1,114,400	\$823,900	(c)	10/06/2011	Buchanan Park Sewer Extension
* 83	\$3,687,038	\$3,687,038	(c)	2/2/12; 6/12/18	Cable Build Project #2
* 84	\$554,126	\$554,126	(c)	04/12/2012	Filters Upgrade
	TOTAL	\$5,355,564			\$5,065,064
<u>PROJECTS APPROVED IN FY 2014:</u>					
* 85	\$1,190,489	\$1,190,489	(c)	02/06/2014	WX21227077 - Reservoir Hill Piping Renovation Project
* 86	\$3,364,860	\$3,000,000	(c)	06/26/2014	SX21009017 - New sewer basin
	TOTAL	\$4,555,349			\$4,190,489
<u>PROJECTS APPROVED IN FY 2015:</u>					
* 87	\$1,500,000	\$1,200,000	(c)	10/02/2014	SX21151036 - Muddy Creek Waste Water Treatment Plant
* 88	\$963,970	\$963,970	(c)	11/06/2014	WX21151058 - Raw Water Intake Electric Relocation
* 89	\$1,760,700	\$1,090,050	(c)	02/15/2015	SX21227047 - Alvaton Area Sewer Extension
	TOTAL	\$4,224,670			\$3,254,020
<u>PROJECTS APPROVED IN FY 2016:</u>					
* 90	\$1,324,716	\$1,324,716	(c)	04/07/2016	WX21083029 - Pinelake, 12th Street and Fuller Tank Rehabilitation
	TOTAL	\$1,324,716			\$1,324,716
<u>PROJECTS APPROVED IN FY 2017:</u>					
* 91	\$3,437,500	\$3,437,500		09/01/2016	WX21029290 - New Water Tower at Armstrong Lane
* 92	\$4,252,839	\$4,252,839	(c)	12/01/2016	WX21227076 - Water Treatment Plant Alternate Disinfection Process
* 93	\$263,509	\$263,509	(c)	02/02/2017	SX21089114 - Rehabilitation of Collection and Transmission Systems
	TOTAL	\$7,953,848			\$7,953,848
<u>PROJECTS APPROVED IN FY 2018:</u>					
* 94	\$46,540,000	\$4,540,000		7/6/17; 8/2/18	WX21227087 - Eng Fees for Wtr Treatment Plant Expansion
* 95	\$988,979	\$988,979		12/06/2017	N/A - Refinance of F00-01
* 96	\$2,284,113	\$2,284,113		12/06/2017	N/A - Refinance of F02-08
* 97	\$800,281	\$800,281		12/06/2017	N/A - Refinance of F03-02
* 98	\$1,784,102	\$1,784,102		12/06/2017	N/A - Refinance of F03-01
* 99	\$738,605	\$738,605		12/06/2017	N/A - Refinance of F03-04
* 100	\$4,300,000	\$1,800,000	(c)	06/12/2018	Broadband
	TOTAL	\$57,436,080			\$12,936,081

	TOTAL PROJECT AMOUNT	KIA AMOUNT	DATE APPROVED	COMMENTS
PROJECTS APPROVED IN FY 2019:				
* 101 Lebanon, City of	\$50,000	\$50,000	07/10/2018	Surplus Property Equipment
* 102 Warren County Water District	\$2,176,573	\$2,000,000	12/11/2018	WX21227053 - New water storage tank
TOTAL	\$2,226,573	\$2,050,000		
PROJECTS APPROVED IN FY 2020:				
* 103 Cannonsburg Water District	\$1,152,000	\$622,000	02/06/2020	WX21019056 - New zone meters
* 104 Lewisport, City of	\$179,850	\$149,350	2/6/20; 9/24/20	SX21091019, WX21091100 - UV, headworks, waterline
* 105 Crittenden-Livingston County Water District	\$315,000	\$315,000	5/7/20; 9/24/20	WX21139031 - Replace meters
TOTAL	\$1,646,850	\$1,086,350		
KIA TOTALS	\$227,338,701	\$122,823,898		
GRAND TOTALS (including KPAA)		\$154,848,898		

bold, italics - pending board approval

* Bonds have not been sold for these projects.

** Withdrew from bond sale.

(s) - Amount represented in the assistance agreement.

(c) - Final Amount. Includes capitalized interest and Note Program costs.

(n) - Participating in BAN's

KENTUCKY INFRASTRUCTURE AUTHORITY
SAFE DRINKING WATER STATE REVOLVING FUND CFDA #66.468 ---- (FUND F)

AVAILABLE FUNDS FY 1997:

FEDERAL TITLE VI GRANT FUNDS	\$12,558,800
BOND PROCEEDS (20%)	\$2,511,760
ADMINISTRATION (4%)	(\$502,352)
OTHER SET ASIDES (As Amended)	(\$1,928,773)
NET 97 SRF FUNDS	\$12,639,435

AVAILABLE FUNDS FY 1998:

FEDERAL TITLE VI GRANT FUNDS	\$10,851,600
BOND PROCEEDS (20%)	\$2,170,320
ADMINISTRATION (4%)	(\$434,064)
OTHER SET ASIDES	(\$1,085,160)
NET 98 SRF FUNDS	\$11,502,696

AVAILABLE FUNDS FY 1999:

FEDERAL TITLE VI GRANT FUNDS	\$11,373,500
BOND PROCEEDS (20%)	\$2,274,700
ADMINISTRATION (4%)	(\$454,940)
OTHER SET ASIDES	(\$808,335)
LAND ACQUISITION SET ASIDE	\$357,500
NET 98 SRF FUNDS	\$12,742,425

AVAILABLE FUNDS FY 2000:

FEDERAL TITLE VI GRANT FUNDS	\$11,820,400
BOND PROCEEDS (20%)	\$2,364,080
ADMINISTRATION (4%)	(\$472,816)
OTHER SET ASIDES	(\$1,296,086)
LAND ACQUISITION SET ASIDE	\$0
NET 00 SRF FUNDS	\$12,415,578

AVAILABLE FUNDS FY 2001:

FEDERAL TITLE VI GRANT FUNDS	\$11,869,300
BOND PROCEEDS (20%)	\$2,373,860
ADMINISTRATION (4%)	(\$474,772)
OTHER SET ASIDES	(\$1,913,832)
LAND ACQUISITION SET ASIDE	\$252,130
NET 01 SRF FUNDS	\$12,106,686

AVAILABLE FUNDS FY 2002:

FEDERAL TITLE VI GRANT FUNDS	\$9,805,100
BOND PROCEEDS (20%)	\$1,961,020
ADMINISTRATION (4%)	(\$392,204)
OTHER SET ASIDES	(\$1,372,714)
NET 02 SRF FUNDS	\$10,001,202

AVAILABLE FUNDS FY 2003:

FEDERAL TITLE VI GRANT FUNDS	\$9,746,200
BOND PROCEEDS (20%)	\$1,949,240
ADMINISTRATION (4%)	(\$389,848)
OTHER SET ASIDES	(\$1,383,960)
NET 03 SRF FUNDS	\$9,921,632

AVAILABLE FUNDS FY 2004:

FEDERAL TITLE VI GRANT FUNDS	\$10,110,200
BOND PROCEEDS (20%)	\$2,022,040
ADMINISTRATION (4%)	(\$404,408)
OTHER SET ASIDES	(\$1,668,183)
NET 04 SRF FUNDS	\$10,059,649

AVAILABLE FUNDS FY 2005:

FEDERAL TITLE VI GRANT FUNDS	\$10,088,800
BOND PROCEEDS (20%)	\$2,017,760
ADMINISTRATION (4%)	(\$403,552)
OTHER SET ASIDES	(\$1,715,096)
NET 05 SRF FUNDS	\$9,987,912

AVAILABLE FUNDS FY 2006:

FEDERAL TITLE VI GRANT FUNDS	\$8,630,300
BOND PROCEEDS (20%)	\$1,726,060
ADMINISTRATION (4%)	(\$345,212)
OTHER SET ASIDES	(\$1,855,515)
NET 06 SRF FUNDS	\$8,155,633

AVAILABLE FUNDS FY 2007:

FEDERAL TITLE VI GRANT FUNDS	\$8,630,000
BOND PROCEEDS (20%)	\$1,726,000
ADMINISTRATION (4%)	(\$345,200)
OTHER SET ASIDES	(\$1,596,550)
NET 07 SRF FUNDS	\$8,414,250

AVAILABLE FUNDS FY 2009:

FEDERAL TITLE VI GRANT FUNDS	\$8,543,000
BOND PROCEEDS (20%)	\$1,708,600
ADMINISTRATION (4%)	(\$85,430)
OTHER SET ASIDES	(\$2,281,788)
NET 09 SRF FUNDS	\$7,884,382

AVAILABLE FUNDS FY 2010:

FEDERAL TITLE VI GRANT FUNDS	\$19,592,000
BOND PROCEEDS (20%)	\$3,918,400
ADMINISTRATION (4%)	(\$783,680)
OTHER SET ASIDES	(\$4,564,936)
NET 10 SRF FUNDS	\$18,161,784

AVAILABLE FUNDS FY 2011:

FEDERAL TITLE VI GRANT FUNDS	\$13,595,000
BOND PROCEEDS (20%)	\$2,675,800
ADMINISTRATION (4%)	(\$535,160)
OTHER SET ASIDES	(\$3,210,960)
NET 11 SRF FUNDS	\$12,524,680

AVAILABLE FUNDS FY 2012:

FEDERAL TITLE VI GRANT FUNDS	\$12,956,000
BOND PROCEEDS (20%)	\$2,591,200
ADMINISTRATION (4%)	(\$388,680)
OTHER SET ASIDES	(\$3,362,082)
NET 12 SRF FUNDS	\$11,796,438

AVAILABLE FUNDS FY 2013:

FEDERAL TITLE VI GRANT FUNDS	\$12,156,000
BOND PROCEEDS (20%)	\$2,431,200
ADMINISTRATION (4%)	(\$364,680)
OTHER SET ASIDES	(\$2,911,362)
NET 13 SRF FUNDS	\$11,311,158

AVAILABLE FUNDS FY 2014:

FEDERAL TITLE VI GRANT FUNDS	\$13,770,000
BOND PROCEEDS (20%)	\$2,754,000
ADMINISTRATION (4%)	(\$413,100)
OTHER SET ASIDES	(\$3,717,900)
NET 14 SRF FUNDS	\$12,393,000

AVAILABLE FUNDS FY 2015:

FEDERAL TITLE VI GRANT FUNDS	\$13,680,000
BOND PROCEEDS (20%)	\$2,736,000
ADMINISTRATION (4%)	(\$547,200)
OTHER SET ASIDES	(\$3,693,600)
NET 15 SRF FUNDS	\$12,175,200

AVAILABLE FUNDS FY 2016:

FEDERAL TITLE VI GRANT FUNDS	\$12,941,000
BOND PROCEEDS (20%)	\$2,588,200
ADMINISTRATION (4%)	(\$517,640)
OTHER SET ASIDES	(\$3,623,480)
NET 16 SRF FUNDS	\$11,388,080

AVAILABLE FUNDS FY 2017:

FEDERAL TITLE VI GRANT FUNDS	\$12,830,000
BOND PROCEEDS (20%)	\$2,566,000
ADMINISTRATION (4%)	(\$513,200)
OTHER SET ASIDES	(\$3,592,400)
NET 17 SRF FUNDS	\$11,290,400

AVAILABLE FUNDS FY 2018:

FEDERAL TITLE VI GRANT FUNDS	\$18,303,000
BOND PROCEEDS (20%)	\$3,660,600
ADMINISTRATION (4%)	(\$732,120)
OTHER SET ASIDES	(\$5,124,840)
NET 18 SRF FUNDS	\$16,106,640

AVAILABLE FUNDS FY 2019:

FEDERAL TITLE VI GRANT FUNDS	\$18,132,000
BOND PROCEEDS (20%)	\$3,626,400
ADMINISTRATION (4%)	(\$725,280)
OTHER SET ASIDES	(\$4,895,640)
NET 19 SRF FUNDS	\$16,137,480

AVAILABLE FUNDS FY 2008:

FEDERAL TITLE VI GRANT FUNDS	\$8,543,000
BOND PROCEEDS (20%)	\$1,708,600
ADMINISTRATION (4%)	(\$341,720)
OTHER SET ASIDES	(\$1,836,745)
NET 08 SRF FUNDS	\$8,073,135

ACCUMULATED SRF FUNDS	<u>\$267,189,475</u>
CURRENT REVOLV/SURPL FUND BAL	<u>\$ 99,077,902</u>
LEVERAGE FUND BALANCE	<u>\$0</u>

TOTAL PROJECT AMOUNT	KIA LOAN AMOUNT	DATE APPROVED	COMMENTS
----------------------	-----------------	---------------	----------

PROJECTS APPROVED IN FY 2000

1 HICKMAN, CITY OF	\$52,500	\$31,500 (s)	12/10/1999	F1
2 BOWLING GREEN, CITY OF	\$3,441,785	\$3,049,314 (c)	04/04/00	
3 PROVIDENCE, CITY OF	\$130,880	\$58,440 (c)	04/04/00	F1
4 GRAYSON, CITY OF	\$170,000	\$88,000 (c)	04/04/00	F1
TOTALS	\$3,795,165	\$3,227,254		

PROJECTS APPROVED IN FY2001

5 PRINCETON, CITY OF	\$3,858,000	\$1,500,000 (c)	07/18/2000	
6 HARDINSBURG, CITY OF	\$2,096,910	\$500,000 (c)	07/18/2000	
7 PROVIDENCE, CITY OF	\$3,442,422	\$2,383,982 (c)	9/29/00	
8 SPRINGFIELD, CITY OF	\$5,791,000	\$610,000 (c)	8/29/00	
9 MOREHEAD, CITY OF	\$13,325,000	\$5,500,000 (c)	9/29/00; Amd 5/16/01; Amd 5/1/03	Combined from 2 proj.
10 HICKMAN, CITY OF	\$1,642,623	\$869,023 (c)	9/29/00	
11 GREATER FLEMING CO REG WAT COM	\$357,500	\$357,500 (c)	12/21/00; 2/1/05	Land Acq Set Aside
12 ASHLAND, CITY OF	\$2,512,626	\$2,190,384 (c)	3/1/01	
13 GRAYSON COUNTY WATER DISTRICT	\$4,400,000	\$3,930,850 (c)	4/5/01	
14 PINEVILLE, CITY OF	\$173,222	\$173,222 (c)	5/3/01	
TOTALS	\$37,599,303	\$18,014,961		

PROJECTS APPROVED IN FY2002

15 LOGAN/TODD REG WAT COM	\$7,773,200	\$6,442,400 (c)	07/12/01	
16 CRITTENDEN/LIVINGSTON CO WD	\$1,500,000	\$1,451,881 (c)	07/12/01	
17 BULLOCK PEN WATER DISTRICT	\$408,088	\$350,367 (c)	10/4/01	
18 MOUNTAIN WATER DISTRICT	\$5,369,590	\$1,197,072 (c)	10/4/01	
19 GRAYSON, CITY OF	\$5,896,855	\$2,808,855 (c)	11/1/01; 12/12/02	Exec Com
20 LOGAN/TODD REG WAT COM	\$27,369,858	\$4,000,000 (c)	2/7/02	
21 NORTH LOGAN WATER DIST	\$800,000	\$447,000 (c)	3/7/02	
22 TAYLORSVILLE, CITY OF	\$2,800,000	\$1,241,766 (c)	5/2/02	
23 HOPKINSVILLE, CITY OF	\$1,513,593	\$1,513,593 (c)	6/6/02	
24 LOUISA, CITY OF	\$6,736,238	\$3,645,811 (c)	6/6/02	
25 BOONEVILLE, CITY OF	\$687,000	\$554,103 (c)	6/6/02	
TOTALS	\$60,854,422	\$23,652,849		

PROJECTS APPROVED IN FY2003

26 MADISON CO UTILITY DISTRICT	\$3,560,000	\$3,299,999 (c)	7/11/02; 1/1/05	
27 BOWLING GREEN MUNICIPAL UTILITIES	\$12,244,000	\$3,980,000 (c)	9/25/02	
28 GREATER FLEMING REG WAT COMM	\$252,130	\$252,130 (c)	10/3/02	Land Acq Set Aside
29 BRACKEN CO WATER DISTRICT	\$928,000	\$928,000 (c)	10/3/02	
30 BULLOCK PEN WATER DISTRICT	\$1,229,000	\$1,210,604 (c)	12/12/02	Exec Com
31 CITY OF ASHLAND	\$14,459,550	\$4,000,000 (c)	6/5/03	
TOTALS	\$32,672,680	\$13,670,733		

PROJECTS APPROVED IN FY2004

32 CARROLL CO WATER DISTRICT	\$1,956,156	\$1,908,662 (c)	9/4/03	
33 PAINTSVILLE, CITY OF	\$1,056,500	\$500,000 (c)	9/4/03	F1
34 EDDYVILLE, CITY OF	\$3,768,000	\$1,563,625 (c)	11/6/03	
35 HARLAN, CITY OF	\$5,020,000	\$1,597,552 (c)	11/6/03	
36 GREATER FLEMING REG WAT COM	\$13,059,330	\$4,000,000 (c)	12/4/03; 1/8/04	
37 MEADE COUNTY WATER DISTRICT	\$919,760	\$394,760 (c)	12/4/03	
38 HENDERSON WATER UTILITY	\$1,541,362	\$0	2/12/04	withdrawn
TOTALS	\$27,321,108	\$9,964,599		

PROJECTS APPROVED IN FY2005

39 MCCREARY CO WATER DISTRICT	\$4,206,815	\$1,455,400 (c)	10/7/04	
40 MANCHESTER, CITY OF	\$359,500	\$359,500 (c)	3/3/05	F1
41 RICHMOND, CITY OF	\$14,690,222	\$8,000,000 (c)	5/5/05	
TOTALS	\$19,256,537	\$9,814,900		

PROJECTS APPROVED IN FY 2006

42 HARDINSBURG, CITY OF	\$14,498,150	\$4,400,000 (c)	12/1/05; amd 8/1/07	
43 ADAIR CO WD DBA COLUMBIA/ADAIR UTIL DIST	\$14,000,000	\$4,520,000 (c)	6/1/06; 11/1/12	assumed from Columbia-Adair Wat Com
44 HOPKINSVILLE, CITY OF	\$6,844,310	\$4,000,000 (c)	6/1/06	
TOTALS	\$35,342,460	\$12,920,000		

PROJECTS APPROVED IN FY 2007

45 NORTHERN KY WATER DISTRICT	\$6,865,000	\$4,000,000 (c)	10/5/06	
46 ADAIR CO WATER DISTRICT	\$3,302,000	\$1,000,000 (c)	6/21/07	
47 JESSAMINE SOUTH ELKHORN WD	\$1,750,000	\$1,746,043 (c)	6/21/07	
TOTALS	\$11,917,000	\$6,746,043		

	TOTAL PROJECT AMOUNT	KIA LOAN AMOUNT		DATE APPROVED	COMMENTS
PROJECTS APPROVED FY 2008					
48	LETCHER CO WAT & SEW DISTRICT	\$1,193,000	\$781,000 (c)	10/4/07	
49	RICHMOND, CITY OF	\$7,108,951	\$4,000,000 (c)	10/4/07	
50	MADISON CO UTILITY DIST	\$1,284,510	\$1,105,016 (c)	11/1/07; 10/9/08	
52	NICHOLASVILLE, CITY OF	\$13,090,400	\$8,800,000 (c)	11/1/07; 4/1/09	
53	BULLOCK PEN WATER DISTRICT	\$2,320,700	\$2,192,700 (c)	12/6/07	
54	HARDINBURG, CITY OF	\$4,165,000	\$1,999,250 (c)	12/6/07	
55	BEREA, CITY OF	\$9,739,630	\$5,000,000 (c)	2/7/08; inc 11/6/08	
56	FRANKFORT, CITY OF	\$6,841,000	\$6,743,307 (c)	2/7/08	
57	MANCHESTER, CITY OF	\$7,849,078	\$1,989,578 (c)	2/7/08; 2/5/09	
58	MEADE CO WATER DISTRICT	\$2,480,949	\$753,447 (c)	2/7/08	
59	WESTERN FLEMING WATER DISTRICT	\$2,568,000	\$2,518,000 (c)	2/7/08	
60	HOPKINSVILLE, CITY OF	\$14,000,000	\$8,800,000 (c)	3/6/08; 5/7/09; 12/1/11	
61	NORTHERN KY WATER DISTRICT	\$6,565,000	\$4,000,000 (c)	3/6/08	
62	OHIO CO WATER DISTRICT	\$19,698,500	\$4,146,831 (c)	3/6/08; 6/4/09	
63	CENTERTOWN, CITY OF	\$2,866,652	\$873,021 (c)	3/6/08; 6/25/09	
	TOTALS	\$101,771,370	\$53,702,151		
PROJECTS APPROVED FY2009					
64	PAINTSVILLE, CITY OF	\$29,135,364	\$6,519,566 (c)	12/4/08	
	TOTALS	\$29,135,364	\$6,519,566		
PROJECTS APPROVED FY2010					
65	PADUCAH, CITY OF	\$7,510,000	\$7,282,508 (c)	9/3/09	
66	HARDINBURG, CITY OF	\$4,700,500	\$3,250,606 (c)	11/12/09	
67	NORTHERN KY WATER DISTRICT	\$45,300,000	\$24,000,000 (c)	12/3/09; 12/9/10; 10/6/11	
68	ADAIR CO WD DBA COLUMBIA/ADAIR UTIL DIST	\$1,694,000	\$1,694,000 (c)	6/3/10; 11/1/12	assumed from Columbia-Adair Wat Com
	TOTALS	\$59,204,500	\$36,227,115		
PROJECTS APPROVED FY2011					
69	Adair Co Water District	\$4,133,000	\$4,000,000 (c)	7/1/10	
70	Louisa, City of	\$1,690,629	\$1,690,629 (c)	7/1/10	
71	Madison County Utilities District	\$940,225	\$940,225 (c)	12/9/10	
72	Hardinsburg, City of	\$4,198,000	\$4,000,000 (c)	2/3/11; 6/24/14	Request for increase withdrawn
73	Williamstown, City of	\$2,250,000	\$1,786,300 (c)	3/3/11	
74	Bullock Pen Water District	\$1,876,300	\$1,796,300 (c)	4/7/11; 11/01/12	
75	Brandenburg, City of	\$0	\$0	4/7/11	Request for funds withdrawn
76	Barbourville, City of	\$6,000,000	\$4,000,000 (c)	5/5/11	
77	Barlow, City of	WX21007022 \$520,000	\$430,000 (c)	5/5/11; 3/7/13	
78	West Liberty, City of	WX21007020 \$3,050,300	\$2,148,488.70 (c)	5/5/11; revised for ARRA fdg	
	TOTALS	\$24,658,454	\$20,791,942		
PROJECTS APPROVED FY2012					
79	Breathitt Co Water District	\$2,500,000	\$2,500,000 (c)	7/7/11	
80	Adair Co WD dba Columbia Adair Utilities	\$3,439,000	\$1,451,905 (c)	8/4/11	
81	Jessamine South Elkhorn WD	\$3,025,300	\$3,025,300 (c)	11/10/11	
82	Hodgenville, City of	\$772,443	\$772,443 (c)	11/10/11	
83	East Casey County WD	\$1,545,000	\$1,545,000 (c)	11/10/11	
84	Nicholasville, City of	\$0	\$0	11/10/11	rescinded
85	Harrodsburg, City of	WX21167013 \$518,000	\$518,000 (c)	12/8/11; 3/7/13	
86	Bowling Green Municipal Utilities	\$1,316,378	\$1,066,250 (c)	12/8/11	
87	Carrollton, City of	\$1,850,270	\$1,977,731 (c)	12/8/11	
88	Mount Vernon, City of	WX21203523 \$3,023,310	\$3,023,310 (c)	1/5/12; 10/2/14	
89	Lyon Co WD	\$2,000,000	\$2,000,000 (c)	1/5/12	
90	Campbellsville, City of	WX21217003 \$1,874,986	\$1,874,986 (c)	3/1/12	
91	Centertown, City of	WX21183030; WX21183031 \$922,850	\$922,850 (c)	3/1/12	
92	Sturgis, City of	WX21225034 \$2,505,989	\$2,505,989 (c)	3/1/12	
93	Hartford, City of	WX21183020 \$564,150	\$486,840 (c)	6/7/12	
	TOTALS	\$25,857,675	\$23,670,604		

		TOTAL PROJECT AMOUNT	KIA LOAN AMOUNT		DATE APPROVED	COMMENTS
PROJECTS APPROVED IN FY 2013						
94	Adair Co WD dba Columbia Adair Ut	WX21001024	\$3,833,658	\$3,833,658	(c)	11/1/12
95	Nicholasville, City of	WX21113042	\$983,400	\$488,400	(c)	12/6/12; 3/6/14; 9/3/15
96	Nicholasville, City of	WX21113041	\$0	\$0		12/6/12; 3/6/14
97	Danville, City of	WX21021017	\$28,608,171	\$12,467,849	(c)	2/7/13; 2/6/14; 6/26/14
98	Madison Co Utility District	WX21151051	\$876,528	\$856,528	(c)	2/7/13
99	Vanceburg, City of	WX21135017 WX21167022 WX21167026 WX21167027	\$849,878	\$849,878	(c)	2/7/13
100	City of Harrodsburg	WX21167027	\$2,701,543	\$2,701,543	(c)	3/7/13; 6/26/14
101	Frankfort Electric & Water Plant Boa	WX21073018	\$2,774,328	\$2,774,328	(c)	3/7/13
102	Henry Co Water District #2	WX21103039	\$3,340,000	\$2,153,041	(c)	3/7/13
103	Sebree, City of	WX21233108	\$1,835,738	\$815,475	(c)	4/4/13
104	Carrollton, City of	WX21041001	\$1,757,706	\$1,657,988	(c)	5/2/13; 11/6/14
105	Northern Ky Water District	WX21037003	\$9,824,000	\$8,000,000		5/2/13; 6/26/14
106	Hopkinsville, City of	WX21047010	\$6,000,000	\$4,000,000		5/2/13
107	Williamstown, City of	WX21081001	\$17,249,165	\$6,249,165	(c)	6/19/13; 5/1/14; 9/3/15
TOTALS			\$80,634,115	\$46,847,854		
PROJECTS APPROVED IN FY 2014						
108	Garrison-Quincy KY-O-Heights WD	WX21135013	\$821,721	\$821,721	(c)	10/3/13
109	Carrollton, City of	WX21041002	\$963,931	\$963,931	(c)	12/5/13
110	Hardinsburg, City of	WX21027014	\$1,189,135	\$1,189,135	(c)	12/5/13
111	Northern Ky Water District	WX21037004	\$5,734,000	\$3,545,910	(c)	12/5/13
112	North Middletown, City of	WX21017019	\$429,595	\$429,595	(c)	2/6/14; 6/26/14
113	Jenkins, City of	WX21133043	\$2,276,484	\$2,276,484	(c)	3/6/14
114	Bullock Pen Water District	WX21081006	\$384,278	\$364,278	(c)	3/6/14
115	Midway, City of	WX21239027	\$215,000	\$215,000	(c)	5/1/14
116	Flatwoods, City of	WX21089064	\$277,822	\$277,822	(c)	6/26/14
TOTALS			\$12,291,966	\$10,083,876		
PROJECTS APPROVED IN FY 2015						
117	Cumberland County WD	WX21057013	\$1,368,000	\$1,268,000	(c)	10/2/14
118	Western Lewis-Rectorville Wtr & Gas Dist	WX21161039	\$1,280,000	\$1,266,500	(c)	10/2/14
119	Henry County WD #2	WX21103037	\$3,254,000	\$2,222,244	(c)	10/2/14
120	Northern Ky Water District	WX21037006	\$6,406,830	\$3,535,094	(c)	11/6/14
121	Pineville, City of	WX21013918	\$154,928	\$154,928	(c)	11/6/14
122	Lebanon, City of	WX21155039	\$3,221,066	\$3,221,066	(c)	12/4/14
123	Monroe Co Water District	WX21171045	\$15,962,694	\$15,675,679	(c)	12/4/14; 7/2/15; 12/3/15; 6/12/18
124	Campbellsville, City of	WX21217023	\$5,213,959	\$5,213,959	(c)	12/4/14
125	Fleming-Neon, City of	WX21133029	\$143,598	\$143,598	(c)	12/4/14
126	Burkesville, City of	WX21057017	\$621,323	\$621,323	(c)	2/5/15
127	Whitley County Water District	WX21235434	\$966,973.33	\$966,973.33	(c)	4/2/15; 4/9/18
128	Harrodsburg, City of	WX21167028	\$326,660	\$326,660	(c)	4/2/15
129	Lebanon, City of	WX21155040	\$720,000	\$720,000	(c)	5/7/15
130	Paducah, City of	WX21145085	\$4,508,000	\$2,341,796	(c)	5/7/15
131	Ohio County Water District	WX21183039	\$1,503,792	\$1,503,792	(c)	6/4/15
TOTALS			\$45,651,823	\$39,181,612		
PROJECTS APPROVED IN FY 2016						
132	Nicholasville, City of	WX21113040	\$416,120	\$416,120		7/2/15
133	Crab Orchard, City of	WX21137045	\$265,000	\$0		8/6/15
134	Bath Co Water District	WX21011034	\$885,878	\$885,878	(c)	9/3/15
135	Cave Run Water Commission	WX21165023	\$694,658	\$694,658	(c)	10/1/15
136	Crittenden-Livingston Co WD	WX21055009	\$978,850	\$978,850	(c)	10/1/15
137	Cumberland Falls Highway WD	WX21235002	\$1,723,000	\$1,720,500		11/5/15
138	Western Pulaski County WD	WX21199123	\$3,304,000	\$3,304,000		11/5/15
139	Hopkinsville, City of	WX21047013	\$9,300,000	\$8,000,000		3/3/16
140	Northern Kentucky Water District	WX21117003	\$5,385,000	\$4,000,000		3/3/16
141	Southern Water and Sewer District	WX21071008	\$550,000	\$550,000		3/3/16
142	Prestonsburg, City of	WX21071223	\$3,624,000	\$920,542.18	(c)	3/3/16
143	Evarts, City of	WX21095642	\$275,000	\$275,000		4/7/16
144	Salyersville, City of	WX21153013	\$45,128	\$45,128	(c)	4/7/16
145	Cynthiana, City of	WX21097025	\$754,539	\$754,539	(c)	4/7/16
146	Harrodsburg, City of	WX21167029	\$2,067,682	\$2,067,682	(c)	4/7/16
147	Hodgenville, City of	WX21123017	\$889,872	\$889,872	(c)	5/5/16
148	Hodgenville, City of	WX21123008	\$592,994	\$592,994	(c)	5/5/16
TOTALS			\$31,751,721	\$26,095,763		
PROJECTS APPROVED IN FY 2017						
149	Olive Hill, City of	WX21043041	\$1,248,344	\$1,005,344		10/27/16; 6/4/20
150	Fleming Neon, City of	WX21133029	\$3,000,000	\$1,500,000	(c)	12/1/16
151	Nicholasville, City of	WX21113041	\$553,000	\$516,308.01	(c)	3/2/17
152	Stanford, City of	WX21137051	\$4,100,000	\$2,690,000		3/2/17
153	Irvine, City of	WX21065005	\$6,932,000	\$6,932,000		3/2/17; 1/8/19
154	Southern Water & Sewer District	WX21071730	\$1,350,000	\$1,350,000		3/2/17
155	Campbellsville, City of	WX21217025	\$8,300,000	\$7,970,000		6/1/17; 7/10/18
TOTALS			\$25,483,344	\$21,963,652		

		TOTAL PROJECT AMOUNT	KIA LOAN AMOUNT	DATE APPROVED	COMMENTS
PROJECTS APPROVED IN FY 2018					
156	Morehead, City of	WX21205048	\$28,428,000	\$1,297,200	12/6/17
157	Green-Taylor Water District	WX21217027	\$1,963,390	\$1,963,390	2/1/18
158	City of Lebanon	WX21155043	\$4,747,137	\$4,497,137	2/1/18; 9/26/19
159	South Shore, City of	WX21089089	\$878,000	\$878,000	3/1/18
160	Frankfort Electric & Water Plant Boa	WX21073012	\$4,000,000	\$4,000,000	4/9/18
161	Louisa, City of	WX21127021	\$834,430	\$834,430 (c)	4/9/18
162	Lancaster, City of	WX21079015	\$11,000,000	\$4,000,000	5/8/18
163	Salyserville	WX21153013	\$705,982	\$655,982	5/8/18
TOTALS			\$52,556,939	\$18,126,139	
PROJECTS APPROVED IN FY 2019					
164	Pineville, City of	WX21013918	\$2,084,590	\$1,864,590	7/10/18
165	Cynthiana, City of	WX21097026	\$1,050,022	\$972,877 (c)	11/13/18; 7/9/19
166	Paintsville Utilities Commission	WX21115028	\$2,010,000	\$2,010,000	12/11/18
167	Jamestown, City of	WX21207025	\$1,000,000	\$500,000	12/11/18
168	Burnside, City of	WX21199128	\$2,800,000	\$2,800,000	1/8/19; 1/9/20
169	Green-Taylor Water District	WX21087022	\$564,600	\$564,600	1/8/19
170	Hardinsburg, City of	WX21027053	\$760,280	\$756,664 (c)	1/8/19
171	Morehead, City of	WX21205048	\$28,428,000	\$5,257,000	3/7/19
172	Danville, City of	WX21021010	\$4,918,257	\$4,918,257	4/4/19
173	South Shore, City of	WX21089101	\$3,051,133	\$3,051,133	5/7/19
174	Edmonton, City of	WX21169039	\$5,000,000	\$4,500,000	6/18/19
TOTALS			\$51,666,882	\$27,195,121	
PROJECTS APPROVED IN FY 2020					
175	Elkton, City of	WX21219033	\$170,000	\$170,000 (c)	7/9/19
176	Mortons Gap, City of	WX21107050	\$1,670,000	\$835,000	7/9/19
177	Allen County Water District	WX21003021	\$2,450,000	\$2,450,000	8/6/19
178	West Liberty, City of	WX21175009	\$1,500,000	\$300,000	11/7/19
179	Estill County Water District	WX21065009	\$2,899,450	\$2,399,450	12/5/19
180	Somerset, City of	WX21199002	\$7,027,878	\$7,027,878	12/5/19
181	Lyon County Water District	WX21143017	\$2,094,675	\$2,094,675	2/6/20
182	Adair County WD	WX21001029	\$1,342,530	\$1,342,530	3/5/20
183	Lebanon, City of	WX21155044	\$5,238,230	\$5,238,230	3/5/20
184	Northern Kentucky Water District	WX21117210	\$10,050,000	\$8,000,000	5/7/20
185	Salem, City of	WX21139027	\$585,000	\$585,000	6/4/20
186	Cave Run Water Commission	WX21165025	\$1,171,350	\$1,171,350	6/4/20
TOTALS			\$36,199,113	\$31,614,113	
PROJECTS APPROVED IN FY 2021					
187	Whitesburg, City of	WX21133100	\$1,100,000	\$600,000	8/6/20; 11/5/20
188	Whitesburg, City of	WX21133061	\$2,200,000	\$2,200,000	11/5/20
189	McCreary County WD	WX21147013	\$270,000	\$270,000	11/5/20
190	Hazard, City of	WX21193049	\$2,437,500	\$1,637,500	11/5/20
191	Greensburg, City of	WX21087024	\$2,896,324	\$2,896,324	12/3/20
TOTALS			\$8,903,824	\$7,603,824	
GRAND TOTALS - COMMITMENTS			\$814,525,765	\$467,634,671	

bold, italics - pending board approval

(c) - Final amounts; Loan has been closed

(s) - Amount represented in the assistance agreement

(F1) - Planning and Design Loan

KENTUCKY INFRASTRUCTURE AUTHORITY
SAFE DRINKING WATER STATE REVOLVING FUND CFDA #66.468 ---- (FUND F2)
AMERICAN RECOVERY AND REINVESTMENT ACT OF 2009

AVAILABLE FUNDS FFY 2009:

FEDERAL ARRA GRANT FUNDS	\$20,450,000
ADMINISTRATION (4%)	(\$818,000)
OTHER SET ASIDES	(\$715,750)
Transferred from Admin to Construction	<u>\$369,683</u>
NET ARRA FUNDS	<u>\$19,285,933</u>

	TOTAL PROJECT AMOUNT	KIA AMOUNT	FIRST USE FUNDS	DATE APPROVED
PROJECTS APPROVED IN SFY 2009:				
1	\$2,866,652	\$222,606 (c)	\$222,606	6/25/09
2	\$4,000,000	\$947,901 (c)	\$947,901	6/25/09
TOTALS	<u>\$6,866,652</u>	<u>\$1,170,507</u>	<u>\$1,170,507</u>	
PROJECTS APPROVED IN SFY 2010:				
3	\$1,322,000	\$572,000 (c)	\$572,000	7/9/09; 11/24/09
4	\$171,840	\$171,794 (c)	\$171,794	7/9/09
5	\$1,100,000	\$1,099,903 (c)	\$1,099,903	8/6/09
6	\$2,650,000	\$500,000 (c)	\$500,000	8/6/09
7	\$174,800	\$174,374 (c)	\$174,374	8/20/09
8	\$3,498,452	\$1,855,004 (c)	\$1,855,004	8/20/09
9	\$2,120,000	\$2,120,000 (c)	\$2,120,000	8/20/09
10	\$1,153,000	\$1,153,000 (c)	\$1,153,000	9/3/09
11	\$18,508,832	\$4,173,200 (c)	\$4,173,200	9/3/09; 2/4/10
12	\$1,500,000	\$1,500,000 (c)	\$1,500,000	9/3/09
13	\$805,000	\$805,000 (c)	\$805,000	10/1/09
14	\$1,100,000	\$741,450 (c)	\$741,450	10/1/09
15	\$6,966,088	\$683,200 (c)	\$683,200	10/1/09
16	\$578,000	\$500,000 (c)	\$500,000	10/1/09
17	\$2,915,099	\$1,381,963 (c)	\$1,381,963	11/12/09
18	\$3,050,300	\$684,537	\$684,537	5/5/11; revised from base fdg
TOTALS	<u>\$44,563,111</u>	<u>\$18,115,426</u>	<u>\$18,115,426</u>	
GRAND TOTALS - COMMITMENTS	<u>\$51,429,763</u>	<u>\$19,285,933</u>	<u>\$19,285,933</u>	
BALANCE AVAILABLE FOR LOAN			<u>\$0</u>	

bold, italics - pending board approval

(c) - Final amounts; Loan has been closed

(s) - Amount represented in the assistance agreement