

RECEIVED

COMMONWEALTH OF KENTUCKY  
BEFORE THE PUBLIC SERVICE COMMISSION

DEC 04 2019

PUBLIC SERVICE  
COMMISSION

In the Matter of:


ELECTRONIC CONSIDERATION OF THE	)	CASE NO.
IMPLEMENTATION OF THE NET METERING	)	2019-00256
ACT	)	

**RESPONSE OF KENTUCKY SOLAR INDUSTRIES ASSOCIATION TO COMMISSION  
STAFF'S POST-HEARING REQUEST FOR INFORMATION  
DATED NOVEMBER 14, 2019**

Comes the Kentucky Solar Industries Association, Inc. ("KYSEIA"), by and through counsel, and for its Response to the Commission Staff's Post-Hearing Request for Information, submits the following.

The Affidavit of Matthew Partymiller certifies that he supervised the preparation of KYSEIA's Response to the Commission Staff's Post-Hearing Request for Information. The responses submitted on behalf of KYSEIA are true and accurate to the best of his knowledge, information, and belief formed after a reasonable inquiry.

Respectfully submitted,



---


Randal A. Strobo  
David Spenard  
STROBO BARKLEY PLLC  
239 South Fifth Street, Suite 917  
Louisville, Kentucky 40202  
(502) 290-9751  
rstrobo@strobobarkley.com  
dspenard@strobobarkley.com  
*Counsel for KYSEIA*

AFFIDAVIT


Comes the Affiant, Matthew Partymiller, and after first being duly sworn, states and attests as follows:

1. I am President of Kentucky Solar Industries Association.
2. The attached is his sworn testimony and the statements contained are true and correct to the best of his knowledge, information, and belief.

Further, Affiant sayeth not.

  
Matthew Partymiller, Affiant

Subscribed and sworn to before me by MATT PARTYMILLER this 3<sup>RD</sup> day of, Dec. 2019.

  
Notary Public

My commission expires 5/29/23



**Electronic Consideration of the Implementation of the Net Metering Act  
KYSEIA Response to Staff Post-Hearing Request for Information  
KY PSC Case No. 2019-00256**

**Witness/Respondent Responsible:**

Matthew Partymiller

**REQUEST NO. 1**

Provide data from KYSEIA members of the adoption rates of rooftop solar arrays subject to net metering in the service territories of investor-owned electric utilities and electric cooperative regulated by the Commission as compared to rooftop solar arrays installed in areas served by the Tennessee Valley Authority and municipal-owned electric utilities. To the extent possible, provide a breakout of adoption rates for each discrete utility subject to the Commission's jurisdiction.

**RESPONSE:**

KYSEIA does not collect and maintain the information sought by the request as part of its normal course of business. KYSEIA's membership also does not include all solar installer companies across Kentucky. The information provided represents KYSEIA's best attempt to collect the requested data from its members within the limited time period provided by Commission Staff. While the completeness of the members' records increases after 2014, the recordkeeping and data retention policies of each member vary.

In response to the Request, a survey was prepared and distributed to the members of KYSEIA. The results of the survey were collected and aggregated into a data file which summarizes information for 403 solar projects. The data file contains information readily available to KYSEIA members responding to the survey and is not intended to represent a summary for all KYSEIA projects.

- Schedule 1 contains a year-by-year summary of installations for PSC-regulated, TVA, and municipal service territories/areas.
- Schedule 2 contains a year-by-year summary of installation projects in the service territories/areas of the electric providers.
- Schedule 3 contains the detail for each project supporting Schedules 1 and 2.
- Schedule 4 contains a year-by-year summary of installation projects understood by KYSEIA as subject to net metering in the service territories/areas of the electric providers.

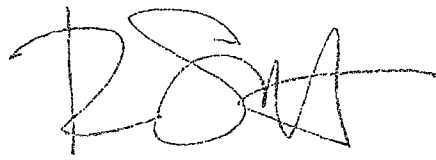
The record for one installation in 2018 contains multiple projects. Part of the job is served by the TVA while part of the job is served by a municipal provider. TVA has been assigned one count for this job and the municipal provider has been assigned one count for this job. Thus, while there are only 403 projects, there are 404 utility identifications in the schedules.

KYSEIA tracks system size based on DC capacity rather than AC capacity. Therefore, some of the systems described as in excess of 30 kW are, in fact, 30 kW AC.

KYSEIA also requested information from the Kentucky Office of Energy Policy (“OEP”), and the data provided by the OEP has been attached at Exhibits 1 and 2. The OEP data is based on data voluntarily submitted by utilities across the state at the request of the OEP.

**NOTICE OF FILING**  
**AND**  
**STATEMENT CONCERNING SERVICE**

In accordance with 807 KAR 5:001, Section 7(1), I certify KYSEIA's filing of this Response by hand-delivery of the original and ten (10) photocopies on this 4<sup>th</sup> day of December, 2019. (A copy of the Affidavit of Matthew Partymiller appears in this Response. The original Affidavit will be filed with the Commission as soon as reasonable.) There are no parties of record for this case; therefore, service of the Response pursuant to 807 KAR 5:001, Section 6, is not required.



---

Randal A. Strobo  
STROBO BARKLEY PLLC

<b>Year</b>	<b>PSC</b>	<b>TVA</b>	<b>Municipal</b>	<b>Total</b>
2010	0	1	0	1
2011	0	1	0	1
2012	1	0	0	1
2013	0	0	1	1
2014	3	1	0	4
2015	2	0	0	2
2016	47	11	3	61
2017	59	8	3	70
2018	83	9	5	97
2019	162	2	2	166
<b>Totals</b>	<b>357</b>	<b>33</b>	<b>14</b>	<b>404</b>

Note: The record for one installation job in 2018 contains multiple projects. Part of the job is served by the TVA while part of the job is served by a municipal. TVA has been assigned one count for this job; the municipal provider has been assigned one count for this job. Thus, there are 404 utility identifications for 403 records.

Count	Utility	2010	2011	2012	2013	2014	2015	2016	2017	2018	2019	Utility Totals
1	TVA	1	1	0	0	1	0	11	8	10	2	34
2	Municipal	0	0	0	1	0	0	3	3	4	2	13
3	Kenergy	0	0	0	0	2	0	2	2	3	3	12
4	PSC no record	0	0	0	0	0	1	0	0	0	0	1
5	Blue Grass Energy	0	0	0	0	0	0	5	3	8	10	26
6	Kentucky Power	0	0	0	0	0	0	3	2	3	14	22
7	Kentucky Utilities	0	0	0	0	1	1	14	19	35	69	139
8	LG&E	0	0	1	0	0	0	8	11	15	18	53
9	South KY RECC	0	0	0	0	0	0	4	3	3	3	13
10	Shelby Energy	0	0	0	0	0	0	4	1	2	1	8
11	Salt River Electric	0	0	0	0	0	0	1	0	1	9	11
12	Meade County RECC	0	0	0	0	0	0	1	0	1	4	6
13	Nolin RECC	0	0	0	0	0	0	0	1	0	2	3
14	Owen Electric Coop	0	0	0	0	0	0	1	3	3	3	10
15	Licking Valley Rural Electric	0	0	0	0	0	0	0	0	2	0	2
16	Duke	0	0	0	0	0	0	1	3	1	5	10
17	Fleming-Mason	0	0	0	0	0	0	1	0	0	2	3
18	Inter-County Energy	0	0	0	0	0	0	1	6	2	10	19
19	Jackson Energy	0	0	0	0	0	0	1	1	3	2	7
20	Jackson Purchase	0	0	0	0	0	0	0	1	0	1	2
21	Clark Energy	0	0	0	0	0	0	0	1	0	4	5
22	Cumberland Valley	0	0	0	0	0	0	0	2	0	2	4
23	Taylor Co RECC	0	0	0	0	0	0	0	0	1	0	1
	<b>Year-by-Year</b>	1	1	1	1	4	2	61	70	97	166	404

Note: The record for one installation job in 2018 contains multiple projects. Part of the job is served by the TVA while part of the job is served by a municipal. TVA has been assigned one count for this job; the municipal provider has been assigned one count for this job. Thus, there are 404 utility identifications for 403 records.

Count

	Year	Subject to Net Metering? ("Yes" or "No")	Rated Capacity Greater than 30 kW ("Yes" or "No")	Utility	TVA? ("Yes" or "No")	County	Municipal? ("Yes" or "No")
1	2010	No	No	no record	Yes	Caldwell	No
2	2011	No	Yes	Warren RECC	Yes	Warren	No
3	2012	Yes	No	LG&E	No	Jefferson	No
4	2013	No	No	Henderson Municipal	No	Henderson	Yes
5	2014	No	No	West Kentucky RECC	Yes	Warren	No
6	2014	Yes	No	Kenergy	No	Daviess	No
7	2014	Yes	No	Kenergy	No	Henderson	No
8	2014	no record	No	Kentucky Utilities	No	Webster	No
9	2015	Yes	No	Kentucky Utilities	No	Webster	No
10	2015	Yes	No	no record	No	Breckinridge	No
11	2016	No	No	no record	Yes	Lyon	No
12	2016	No (Green Power Providers Prgm)	No	TVA	Yes	Whitley	No
13	2016	No (Green Power Providers Prgm)	No	TVA	Yes	Whitley	No
14	2016	No (Green Power Providers Prgm)	No	TVA	Yes	Whitley	No
15	2016	No (Green Power Providers Prgm)	No	TVA	Yes	Whitley	No
16	2016	No (Green Power Providers Prgm)	No	TVA	Yes	Whitley	No
17	2016	No (Green Power Providers Prgm)	No	TVA	Yes	Whitley	No
18	2016	No (Green Power Providers Prgm)	No	TVA	Yes	Whitley	No
19	2016	No	No	Warren RECC	Yes	Warren	No
20	2016	No	No	West Kentucky RECC	Yes	Graves	No
21	2016	No	Yes	West Kentucky RECC	Yes	Graves	No
22	2016	Yes	No	Berea Municipal Utilities	No	Madison	Yes
23	2016	Yes	No	Frankfort Plant Board	No	Franklin	Yes
24	2016	Yes	No	OMU	No	Daviess	Yes
25	2016	Yes	No	Blue Grass Energy	No	Bourbon	No
26	2016	Yes	No	Blue Grass Energy	No	Bracken	No
27	2016	Yes	No	Blue Grass Energy	No	Jessamine	No
28	2016	Yes	No	Blue Grass Energy	No	Madison	No
29	2016	Yes	No	Blue Grass Energy	No	Mercer	No
30	2016	Yes	No	Duke	No	Kenton	No
31	2016	Yes	No	Fleming-Mason	No	Bath	No
32	2016	Yes	No	Inter-County Energy	No	Marion	No
33	2016	Yes	No	Jackson Energy	No	Estill	No
34	2016	Yes	No	Kenergy	No	Daviess	No
35	2016	Yes	No	Kenergy	No	Henderson	No
36	2016	Yes	No	Kentucky Power	No	Letcher	No
37	2016	Yes	No	Kentucky Power	No	Morgan	No
38	2016	Yes	No	Kentucky Power	No	Morgan	No
39	2016	Yes	No	Kentucky Utilities	No	Boyle	No
40	2016	Yes	No	Kentucky Utilities	No	Boyle	No



Count

	Year	Subject to Net Metering? ("Yes" or "No")	Rated Capacity Greater than 30 kW ("Yes" or "No")	Utility	TVA? ("Yes" or "No")	County	Municipal? ("Yes" or "No")
41	2016	Yes	No	Kentucky Utilities	No	Fayette	No
42	2016	Yes	No	Kentucky Utilities	No	Fayette	No
43	2016	Yes	No	Kentucky Utilities	No	Fayette	No
44	2016	Yes	No	Kentucky Utilities	No	Fayette	No
45	2016	Yes	No	Kentucky Utilities	No	Fayette	No
46	2016	Yes	No	Kentucky Utilities	No	Fayette	No
47	2016	Yes	No	Kentucky Utilities	No	Fayette	No
48	2016	Yes	No	Kentucky Utilities	No	Laurel	No
49	2016	No	Yes	Kentucky Utilities	No	Nicholas	No
50	2016	Yes	No	Kentucky Utilities	No	Oldham	No
51	2016	Yes	No	Kentucky Utilities	No	Woodford	No
52	2016	Yes	No	Kentucky Utilities	No	Woodford	No
53	2016	Yes	No	LG&E	No	Jefferson	No
54	2016	Yes	No	LG&E	No	Jefferson	No
55	2016	Yes	No	LG&E	No	Jefferson	No
56	2016	Yes	No	LG&E	No	Jefferson	No
57	2016	Yes	No	LG&E	No	Jefferson	No
58	2016	Yes	No	LG&E	No	Jefferson	No
59	2016	Yes	No	LG&E	No	Jefferson	No
60	2016	Yes	No	LG&E	No	Oldham	No
61	2016	Yes	No	Meade County RECC	No	Meade	No
63	2016	Yes	No	Salt River Electric	No	Woodford	No
64	2016	Yes	No	Shelby Energy	No	Henry	No
65	2016	Yes	No	Shelby Energy	No	Oldham	No
66	2016	Yes	No	Shelby Energy	No	Shelby	No
67	2016	Yes	No	Shelby Energy	No	Shelby	No
68	2016	Yes	No	South KY RECC	No	Pulaski	No
69	2016	Yes	No	South KY RECC	No	Pulaski	No
70	2016	Yes	No	South KY RECC	No	Pulaski	No
71	2016	Yes	No	South KY RECC	No	Russell	No
72	2017	No (Green Power Providers Prgm)	No	TVA	Yes	Whitley	No
73	2017	No (Green Power Providers Prgm)	No	TVA	Yes	Whitley	No
74	2017	No (Green Power Providers Prgm)	No	TVA	Yes	Whitley	No
75	2017	No (Green Power Providers Prgm)	No	TVA	Yes	Whitley	No
76	2017	No (Green Power Providers Prgm)	No	TVA	Yes	Whitley	No
77	2017	No	No	Warren RECC	Yes	Warren	No
78	2017	No	No	Warren RECC	Yes	Warren	No
79	2017	No	No	Warren RECC	Yes	Warren	No
80	2017	Yes	No	Frankfort Plant Board	No	Franklin	Yes

Count

	Year	Subject to Net Metering? ("Yes" or "No")	Rated Capacity Greater than 30 kW ("Yes" or "No")	Utility	TVA? ("Yes" or "No")	County	Municipal? ("Yes" or "No")
81	2017	Yes	No	Frankfort Plant Board	No	Franklin	Yes
82	2017	No	No	OMU	No	Daviess	Yes
83	2017	Yes	No	Blue Grass Energy	No	Bourbon	No
84	2017	Yes	No	Blue Grass Energy	No	Fayette	No
85	2017	Yes	No	Blue Grass Energy	No	Woodford	No
86	2017	Yes	No	Clark Energy	No	Madison	No
87	2017	Yes	No	Cumberland Valley	No	Knox	No
88	2017	Yes	No	Cumberland Valley	No	Whitley	No
89	2017	Yes	No	Duke	No	Campbell	No
90	2017	Yes	No	Duke	No	Campbell	No
91	2017	Yes	No	Duke	No	Kenton	No
92	2017	Yes	No	Inter-County Energy	No	Boyle	No
93	2017	Yes	No	Inter-County Energy	No	Boyle	No
94	2017	Yes	No	Inter-County Energy	No	Boyle	No
95	2017	Yes	No	Inter-County Energy	No	Lincoln	No
96	2017	Yes	No	Inter-County Energy	No	Marion	No
97	2017	Yes	No	Inter-County Energy	No	Mercer	No
98	2017	Yes	No	Jackson Energy	No	Owsley	No
99	2017	No	Yes	Jackson Purchase	No	McCracken	No
100	2017	Yes	No	Kenergy	No	Hopkins	No
101	2017	Yes	No	Kenergy	No	Hopkins	No
102	2017	Yes	No	Kentucky Power	No	Boyd	No
103	2017	Yes	No	Kentucky Power	No	Boyd	No
104	2017	Yes	No	Kentucky Utilities	No	Boyle	No
105	2017	Yes	No	Kentucky Utilities	No	Boyle	No
106	2017	Yes	No	Kentucky Utilities	No	Boyle	No
107	2017	Yes	No	Kentucky Utilities	No	Boyle	No
108	2017	Yes	No	Kentucky Utilities	No	Boyle	No
109	2017	Yes	No	Kentucky Utilities	No	Boyle	No
110	2017	Yes	No	Kentucky Utilities	No	Fayette	No
111	2017	Yes	No	Kentucky Utilities	No	Fayette	No
112	2017	Yes	No	Kentucky Utilities	No	Fayette	No
113	2017	Yes	No	Kentucky Utilities	No	Fayette	No
114	2017	Yes	No	Kentucky Utilities	No	Fayette	No
115	2017	Yes	No	Kentucky Utilities	No	Fayette	No
116	2017	Yes	No	Kentucky Utilities	No	Fayette	No
117	2017	Yes	Yes	Kentucky Utilities	No	Fayette	No
118	2017	Yes	No	Kentucky Utilities	No	Franklin	No
119	2017	Yes	No	Kentucky Utilities	No	Madison	No
120	2017	No	Yes	Kentucky Utilities	No	Madison	No

Count	Year	Subject to Net Metering? ("Yes" or "No")	Rated Capacity Greater than 30 kW ("Yes" or "No")	Utility	TVA? ("Yes" or "No")	County	Municipal? ("Yes" or "No")
121	2017	Yes	No	Kentucky Utilities	No	Morgan	No
122	2017	Yes	No	Kentucky Utilities	No	Scott	No
123	2017	Yes	No	LG&E	No	Jefferson	No
124	2017	Yes	No	LG&E	No	Jefferson	No
125	2017	Yes	No	LG&E	No	Jefferson	No
126	2017	Yes	No	LG&E	No	Jefferson	No
127	2017	Yes	No	LG&E	No	Jefferson	No
128	2017	Yes	No	LG&E	No	Jefferson	No
129	2017	Yes	No	LG&E	No	Jefferson	No
130	2017	Yes	No	LG&E	No	Jefferson	No
131	2017	Yes	Yes	LG&E	No	Jefferson	No
132	2017	No	Yes	LG&E	No	Jefferson	No
133	2017	Yes	No	LG&E	No	Oldham	No
134	2017	Yes	No	Nolin RECC	No	Hardin	No
135	2017	Yes	No	Owen Electric Coop	No	Boone	No
136	2017	Yes	No	Owen Electric Coop	No	Owen	No
137	2017	Yes	No	Owen Electric Coop	No	Owen	No
138	2017	Yes	No	Shelby Energy	No	Franklin	No
139	2017	Yes	No	South KY RECC	No	McCreary	No
140	2017	Yes	No	South KY RECC	No	Pulaski	No
141	2017	Yes	No	South KY RECC	No	Pulaski	No
142	2018	No	Yes	Warren RECC & BGMU: Note 1	Yes	Warren	Yes
143	2018	No	Yes	Tri-County	Yes	Monroe	No
144	2018	No	No	Warren RECC	Yes	Ohio	No
145	2018	No	No	Warren RECC	Yes	Warren	No
146	2018	No	No	Warren RECC	Yes	Warren	No
147	2018	No	No	Warren RECC	Yes	Warren	No
148	2018	No	No	Warren RECC	Yes	Warren	No
149	2018	No	Yes	Warren RECC	Yes	Warren	No
150	2018	No	No	West Kentucky RECC	Yes	Calloway	No
151	2018	No	No	West Kentucky RECC	Yes	Calloway	No
152	2018	Yes	No	City of Williamstown	No	Grant	Yes
153	2018	Yes	No	Frankfort Plant Board	No	Franklin	Yes
154	2018	Yes	No	Frankfort Plant Board	No	Franklin	Yes
155	2018	Yes	No	Blue Grass Energy	No	Bourbon	No
156	2018	Yes	No	Blue Grass Energy	No	Bourbon	No
157	2018	Yes	No	Blue Grass Energy	No	Bourbon	No
158	2018	Yes	No	Blue Grass Energy	No	Franklin	No
159	2018	Yes	No	Blue Grass Energy	No	Franklin	No
160	2018	Yes	Yes	Blue Grass Energy	No	Franklin	No

Count

	Year	Subject to Net Metering? ("Yes" or "No")	Rated Capacity Greater than 30 kW ("Yes" or "No")	Utility	TVA? ("Yes" or "No")	County	Municipal? ("Yes" or "No")
161	2018	Yes	No	Blue Grass Energy	No	Madison	No
162	2018	Yes	No	Blue Grass Energy	No	Robertson	No
163	2018	Yes	No	Duke	No	Kenton	No
164	2018	Yes	No	Inter-County Energy	No	Garrard	No
165	2018	Yes	No	Inter-County Energy	No	Mercer	No
166	2018	Yes	No	Jackson Energy	No	Jackson	No
167	2018	Yes	No	Jackson Energy	No	Laurel	No
168	2018	Yes	No	Jackson Energy	No	Lee	No
169	2018	Yes	No	Kenergy	No	Daviess	No
170	2018	Yes	No	Kenergy	No	Hopkins	No
171	2018	Yes	Yes	Kenergy	No	McLean	No
172	2018	Yes	No	Kentucky Power	No	Boyd	No
173	2018	Yes	No	Kentucky Power	No	Floyd	No
174	2018	Yes	No	Kentucky Power	No	Perry	No
175	2018	Yes	No	Kentucky Utilities	No	Ballard	No
176	2018	Yes	No	Kentucky Utilities	No	Boyle	No
177	2018	Yes	No	Kentucky Utilities	No	Boyle	No
178	2018	Yes	No	Kentucky Utilities	No	Boyle	No
179	2018	Yes	No	Kentucky Utilities	No	Boyle	No
180	2018	Yes	No	Kentucky Utilities	No	Boyle	No
181	2018	Yes	Yes	Kentucky Utilities	No	Carroll	No
182	2018	Yes	No	Kentucky Utilities	No	Clark	No
183	2018	Yes	No	Kentucky Utilities	No	Clark	No
184	2018	No	Yes	Kentucky Utilities	No	Clark	No
185	2018	Yes	No	Kentucky Utilities	No	Fayette	No
186	2018	Yes	No	Kentucky Utilities	No	Fayette	No
187	2018	Yes	No	Kentucky Utilities	No	Fayette	No
188	2018	Yes	No	Kentucky Utilities	No	Fayette	No
189	2018	Yes	No	Kentucky Utilities	No	Fayette	No
190	2018	Yes	No	Kentucky Utilities	No	Fayette	No
191	2018	Yes	No	Kentucky Utilities	No	Fayette	No
192	2018	Yes	No	Kentucky Utilities	No	Fayette	No
193	2018	Yes	No	Kentucky Utilities	No	Fayette	No
194	2018	Yes	No	Kentucky Utilities	No	Fayette	No
195	2018	Yes	Yes	Kentucky Utilities	No	Fayette	No
196	2018	Yes	Yes	Kentucky Utilities	No	Fayette	No
197	2018	Yes	Yes	Kentucky Utilities	No	Fayette	No
198	2018	Yes	No	Kentucky Utilities	No	Franklin	No
199	2018	Yes	Yes	Kentucky Utilities	No	Franklin	No
200	2018	Yes	No	Kentucky Utilities	No	Jessamine	No

Count

	Year	Subject to Net Metering? ("Yes" or "No")	Rated Capacity Greater than 30 kW ("Yes" or "No")	Utility	TVA? ("Yes" or "No")	County	Municipal? ("Yes" or "No")
201	2018	Yes	No	Kentucky Utilities	No	Madison	No
202	2018	Yes	Yes	Kentucky Utilities	No	Madison	No
203	2018	Yes	No	Kentucky Utilities	No	Robertson	No
204	2018	Yes	No	Kentucky Utilities	No	Scott	No
205	2018	Yes	No	Kentucky Utilities	No	Scott	No
206	2018	Yes	No	Kentucky Utilities	No	Woodford	No
207	2018	Yes	No	Kentucky Utilities	No	Woodford	No
208	2018	Yes	No	Kentucky Utilities	No	Woodford	No
209	2018	Yes	No	Kentucky Utilities	No	Woodford	No
210	2018	Yes	No	LG&E	No	Jefferson	No
211	2018	Yes	No	LG&E	No	Jefferson	No
212	2018	Yes	No	LG&E	No	Jefferson	No
213	2018	Yes	No	LG&E	No	Jefferson	No
214	2018	Yes	No	LG&E	No	Jefferson	No
215	2018	Yes	No	LG&E	No	Jefferson	No
216	2018	Yes	No	LG&E	No	Jefferson	No
217	2018	Yes	No	LG&E	No	Jefferson	No
218	2018	Yes	No	LG&E	No	Jefferson	No
219	2018	Yes	No	LG&E	No	Jefferson	No
220	2018	Yes	Yes	LG&E	No	Jefferson	No
221	2018	Yes	Yes	LG&E	No	Jefferson	No
222	2018	No	Yes	LG&E	No	Jefferson	No
223	2018	Yes	No	LG&E	No	Oldham	No
224	2018	No	Yes	LG&E	No	Shelby	No
225	2018	Yes	Yes	Licking Valley Rural Electric	No	Morgan	No
226	2018	Yes	No	Licking Valley Rural Electric	No	Wolfe	No
227	2018	Yes	No	Meade County RECC	No	Breckinridge	No
228	2018	Yes	No	Owen Electric Coop	No	Boone	No
229	2018	Yes	No	Owen Electric Coop	No	Boone	No
230	2018	Yes	No	Owen Electric Coop	No	Owen	No
231	2018	Yes	No	Salt River Electric	No	Washington	No
232	2018	Yes	No	Shelby Energy	No	Franklin	No
233	2018	Yes	No	Shelby Energy	No	Shelby	No
234	2018	Yes	No	South KY RECC	No	Pulaski	No
235	2018	Yes	No	South KY RECC	No	Pulaski	No
236	2018	Yes	No	South KY RECC	No	Pulaski	No
237	2018	Yes	No	Taylor Co RECC	No	Casey	No
238	2019	No	Yes	Warren RECC	Yes	Warren	No
239	2019	No	No	West Kentucky RECC	Yes	Calloway	No
240	2019	Yes	No	Berea Municipal Utilities	No	Madison	Yes

Count

	Year	Subject to Net Metering? ("Yes" or "No")	Rated Capacity Greater than 30 kW ("Yes" or "No")	Utility	TVA? ("Yes" or "No")	County	Municipal? ("Yes" or "No")
241	2019	Yes	No	OMU	No	Daviess	Yes
242	2019	Yes	No	Blue Grass Energy	No	Bracken	No
243	2019	Yes	No	Blue Grass Energy	No	Harrison	No
244	2019	Yes	No	Blue Grass Energy	No	Jessamine	No
245	2019	Yes	No	Blue Grass Energy	No	Madison	No
246	2019	Yes	No	Blue Grass Energy	No	Madison	No
247	2019	Yes	No	Blue Grass Energy	No	Madison	No
248	2019	Yes	No	Blue Grass Energy	No	Madison	No
249	2019	Yes	No	Blue Grass Energy	No	Mercer	No
250	2019	Yes	No	Blue Grass Energy	No	Mercer	No
251	2019	Yes	No	Blue Grass Energy	No	Scott	No
252	2019	Yes	No	Clark Energy	No	Clark	No
253	2019	Yes	No	Clark Energy	No	Estill	No
254	2019	Yes	No	Clark Energy	No	Montgomery	No
255	2019	Yes	No	Clark Energy	No	Montgomery	No
256	2019	Yes	No	Cumberland Valley	No	Knox	No
257	2019	Yes	No	Cumberland Valley	No	Knox	No
258	2019	Yes	No	Duke	No	Campbell	No
259	2019	Yes	No	Duke	No	Campbell	No
260	2019	Yes	No	Duke	No	Kenton	No
261	2019	Yes	No	Duke	No	Kenton	No
262	2019	Yes	No	Duke	No	Kenton	No
263	2019	Yes	No	Fleming-Mason	No	Rowan	No
264	2019	Yes	No	Fleming-Mason	No	Rowan	No
265	2019	Yes	No	Inter-County Energy	No	Boyle	No
266	2019	Yes	No	Inter-County Energy	No	Boyle	No
267	2019	Yes	No	Inter-County Energy	No	Boyle	No
268	2019	Yes	No	Inter-County Energy	No	Boyle	No
269	2019	Yes	No	Inter-County Energy	No	Boyle	No
270	2019	Yes	No	Inter-County Energy	No	Garrard	No
271	2019	Yes	No	Inter-County Energy	No	Lincoln	No
272	2019	Yes	No	Inter-County Energy	No	Marion	No
273	2019	Yes	No	Inter-County Energy	No	Mercer	No
274	2019	Yes	No	Inter-County Energy	No	Mercer	No
275	2019	Yes	No	Jackson Energy	No	Estill	No
276	2019	Yes	No	Jackson Energy	No	Lee	No
277	2019	Yes	No	Jackson Purchase	No	McCrackren	No
278	2019	Yes	No	Kenergy	No	Daviess	No
279	2019	no record	No	Kenergy	No	Henderson	No
280	2019	Yes	No	Kenergy	No	Hopkins	No

Count	Year	Subject to Net Metering? ("Yes" or "No")	Rated Capacity Greater than 30 kW ("Yes" or "No")	Utility	TVA? ("Yes" or "No")	County	Municipal? ("Yes" or "No")
281	2019	Yes	No	Kentucky Power	No	Boyd	No
282	2019	Yes	No	Kentucky Power	No	Boyd	No
283	2019	Yes	Yes	Kentucky Power	No	Boyd	No
284	2019	Yes	Yes	Kentucky Power	No	Floyd	No
285	2019	Yes	Yes	Kentucky Power	No	Greenup	No
286	2019	Yes	No	Kentucky Power	No	Knott	No
287	2019	Yes	No	Kentucky Power	No	Leslie	No
288	2019	Yes	No	Kentucky Power	No	Letcher	No
289	2019	Yes	No	Kentucky Power	No	Letcher	No
290	2019	Yes	No	Kentucky Power	No	Letcher	No
291	2019	Yes	No	Kentucky Power	No	Letcher	No
292	2019	Yes	Yes	Kentucky Power	No	Letcher	No
293	2019	Yes	Yes	Kentucky Power	No	Letcher	No
294	2019	Yes	No	Kentucky Power	No	Perry	No
295	2019	Yes	No	Kentucky Utilities	No	Bourbon	No
296	2019	Yes	No	Kentucky Utilities	No	Boyle	No
297	2019	Yes	No	Kentucky Utilities	No	Boyle	No
298	2019	Yes	No	Kentucky Utilities	No	Boyle	No
299	2019	Yes	Yes	Kentucky Utilities	No	Boyle	No
300	2019	Yes	Yes	Kentucky Utilities	No	Clark	No
301	2019	Yes	Yes	Kentucky Utilities	No	Clark	No
302	2019	Yes	No	Kentucky Utilities	No	Fayette	No
303	2019	Yes	No	Kentucky Utilities	No	Fayette	No
304	2019	Yes	No	Kentucky Utilities	No	Fayette	No
305	2019	Yes	No	Kentucky Utilities	No	Fayette	No
306	2019	Yes	No	Kentucky Utilities	No	Fayette	No
307	2019	Yes	No	Kentucky Utilities	No	Fayette	No
308	2019	Yes	No	Kentucky Utilities	No	Fayette	No
309	2019	Yes	No	Kentucky Utilities	No	Fayette	No
310	2019	Yes	No	Kentucky Utilities	No	Fayette	No
311	2019	Yes	No	Kentucky Utilities	No	Fayette	No
312	2019	Yes	No	Kentucky Utilities	No	Fayette	No
313	2019	Yes	No	Kentucky Utilities	No	Fayette	No
314	2019	Yes	No	Kentucky Utilities	No	Fayette	No
315	2019	Yes	No	Kentucky Utilities	No	Fayette	No
316	2019	Yes	No	Kentucky Utilities	No	Fayette	No
317	2019	Yes	No	Kentucky Utilities	No	Fayette	No
318	2019	Yes	No	Kentucky Utilities	No	Fayette	No
319	2019	Yes	No	Kentucky Utilities	No	Fayette	No
320	2019	Yes	No	Kentucky Utilities	No	Fayette	No

Count

	Year	Subject to Net Metering? ("Yes" or "No")	Rated Capacity Greater than 30 kW ("Yes" or "No")	Utility	TVA? ("Yes" or "No")	County	Municipal? ("Yes" or "No")
321	2019	Yes	No	Kentucky Utilities	No	Fayette	No
322	2019	Yes	No	Kentucky Utilities	No	Fayette	No
323	2019	Yes	No	Kentucky Utilities	No	Fayette	No
324	2019	Yes	No	Kentucky Utilities	No	Fayette	No
325	2019	Yes	No	Kentucky Utilities	No	Fayette	No
326	2019	Yes	No	Kentucky Utilities	No	Fayette	No
327	2019	Yes	No	Kentucky Utilities	No	Fayette	No
328	2019	Yes	No	Kentucky Utilities	No	Fayette	No
329	2019	Yes	No	Kentucky Utilities	No	Fayette	No
330	2019	Yes	No	Kentucky Utilities	No	Fayette	No
331	2019	Yes	No	Kentucky Utilities	No	Fayette	No
332	2019	Yes	No	Kentucky Utilities	No	Fayette	No
333	2019	Yes	No	Kentucky Utilities	No	Fayette	No
334	2019	Yes	No	Kentucky Utilities	No	Fayette	No
335	2019	Yes	No	Kentucky Utilities	No	Fayette	No
336	2019	Yes	No	Kentucky Utilities	No	Fayette	No
337	2019	Yes	No	Kentucky Utilities	No	Fayette	No
338	2019	Yes	No	Kentucky Utilities	No	Fayette	No
339	2019	Yes	No	Kentucky Utilities	No	Fayette	No
340	2019	Yes	No	Kentucky Utilities	No	Fayette	No
341	2019	Yes	No	Kentucky Utilities	No	Fayette	No
342	2019	Yes	No	Kentucky Utilities	No	Fayette	No
343	2019	Yes	No	Kentucky Utilities	No	Fayette	No
344	2019	Yes	No	Kentucky Utilities	No	Fayette	No
345	2019	Yes	No	Kentucky Utilities	No	Fayette	No
346	2019	Yes	No	Kentucky Utilities	No	Fayette	No
347	2019	Yes	No	Kentucky Utilities	No	Fayette	No
348	2019	Yes	No	Kentucky Utilities	No	Garrard	No
349	2019	Yes	No	Kentucky Utilities	No	Jessamine	No
350	2019	Yes	No	Kentucky Utilities	No	Laurel	No
351	2019	Yes	No	Kentucky Utilities	No	Madison	No
352	2019	Yes	No	Kentucky Utilities	No	Madison	No
353	2019	Yes	No	Kentucky Utilities	No	Montgomery	No
354	2019	Yes	No	Kentucky Utilities	No	Montgomery	No
355	2019	Yes	No	Kentucky Utilities	No	Montgomery	No
356	2019	Yes	No	Kentucky Utilities	No	Pulaski	No
357	2019	Yes	No	Kentucky Utilities	No	Rockcastle	No
358	2019	Yes	No	Kentucky Utilities	No	Scott	No
359	2019	Yes	No	Kentucky Utilities	No	Scott	No
360	2019	Yes	No	Kentucky Utilities	No	Woodford	No



Count

	Year	Subject to Net Metering? ("Yes" or "No")	Rated Capacity Greater than 30 kW ("Yes" or "No")	Utility	TVA? ("Yes" or "No")	County	Municipal? ("Yes" or "No")
361	2019	Yes	No	Kentucky Utilities	No	Woodford	No
362	2019	Yes	No	Kentucky Utilities	No	Woodford	No
363	2019	Yes	No	Kentucky Utilities	No	Woodford	No
364	2019	Yes	No	LG&E	No	Jefferson	No
365	2019	Yes	No	LG&E	No	Jefferson	No
366	2019	Yes	No	LG&E	No	Jefferson	No
367	2019	Yes	No	LG&E	No	Jefferson	No
368	2019	Yes	No	LG&E	No	Jefferson	No
369	2019	Yes	No	LG&E	No	Jefferson	No
370	2019	Yes	No	LG&E	No	Jefferson	No
371	2019	Yes	No	LG&E	No	Jefferson	No
372	2019	Yes	No	LG&E	No	Jefferson	No
373	2019	Yes	No	LG&E	No	Jefferson	No
374	2019	Yes	No	LG&E	No	Jefferson	No
375	2019	Yes	No	LG&E	No	Jefferson	No
376	2019	Yes	No	LG&E	No	Jefferson	No
377	2019	Yes	No	LG&E	No	Jefferson	No
378	2019	Yes	Yes	LG&E	No	Jefferson	No
379	2019	No	Yes	LG&E	No	Jefferson	No
380	2019	Yes	No	LG&E	No	Oldham	No
381	2019	Yes	Yes	LG&E	No	Oldham	No
382	2019	Yes	No	Meade County RECC	No	Breckinridge	No
383	2019	Yes	No	Meade County RECC	No	Breckinridge	No
384	2019	Yes	No	Meade County RECC	No	Breckinridge	No
385	2019	Yes	No	Meade County RECC	No	Breckinridge	No
386	2019	Yes	No	Nolin RECC	No	Hardin	No
387	2019	Yes	No	Nolin RECC	No	Hardin	No
388	2019	Yes	No	Owen Electric Coop	No	Grant	No
389	2019	Yes	No	Owen Electric Coop	No	Owen	No
390	2019	Yes	No	Owen Electric Coop	No	Owen	No
391	2019	Yes	No	Salt River Electric	No	Bullitt	No
392	2019	Yes	No	Salt River Electric	No	Bullitt	No
393	2019	Yes	No	Salt River Electric	No	Bullitt	No
394	2019	Yes	No	Salt River Electric	No	Marion	No
395	2019	Yes	No	Salt River Electric	No	Nelson	No
396	2019	Yes	No	Salt River Electric	No	Nelson	No
397	2019	Yes	No	Salt River Electric	No	Nelson	No
398	2019	Yes	No	Salt River Electric	No	Nelson	No
399	2019	Yes	No	Salt River Electric	No	Spencer	No
400	2019	Yes	No	Shelby Energy	No	Shelby	No

	<b>Year</b>	<b>Subject to Net Metering? ("Yes" or "No")</b>	<b>Rated Capacity Greater than 30 kW ("Yes" or "No")</b>	<b>Utility</b>	<b>TVA? ("Yes" or "No")</b>	<b>County</b>	<b>Municipal? ("Yes" or "No")</b>
<b>Count</b>							
<b>401</b>	2019	Yes	No	South KY RECC	No	McCreary	No
<b>402</b>	2019	Yes	No	South KY RECC	No	Pulaski	No
<b>403</b>	2019	Yes	No	South KY RECC	No	Russell	No

Note 1 Multiple projects were booked as one job. Part of the job is served by TVA; part of the project is served by a municipal. Overall, the job is counted as both a TVA installation and a municipal installation, resulting in a total of 404 utility identifications for 403 records.

**Projects Subject to Net Metering**

Count	Utility	2010	2011	2012	2013	2014	2015	2016	2017	2018	2019	Utility Totals
1	TVA	0	0	0	0	0	0	0	0	0	0	0
2	Municipal	0	0	0	0	0	0	3	2	3	2	10
3	Kenergy	0	0	0	0	2	0	2	2	3	2	11
4	PSC no record	0	0	0	0	0	1	0	0	0	0	1
5	Blue Grass Energy	0	0	0	0	0	0	5	3	8	10	26
6	Kentucky Power	0	0	0	0	0	0	3	2	3	14	22
7	Kentucky Utilities	0	0	0	0	0	1	13	18	34	69	135
8	LG&E	0	0	1	0	0	0	8	10	13	17	49
9	South KY RECC	0	0	0	0	0	0	4	3	3	3	13
10	Shelby Energy	0	0	0	0	0	0	4	1	2	1	8
11	Salt River Electric	0	0	0	0	0	0	1	0	1	9	11
12	Meade County RECC	0	0	0	0	0	0	1	0	1	4	6
13	Nolin RECC	0	0	0	0	0	0	0	1	0	2	3
14	Owen Electric Coop	0	0	0	0	0	0	1	3	3	3	10
15	Licking Valley Rural Electric	0	0	0	0	0	0	0	0	2	0	2
16	Duke	0	0	0	0	0	0	1	3	1	5	10
17	Fleming-Mason	0	0	0	0	0	0	1	0	0	2	3
18	Inter-County Energy	0	0	0	0	0	0	1	6	2	10	19
19	Jackson Energy	0	0	0	0	0	0	1	1	3	2	7
20	Jackson Purchase	0	0	0	0	0	0	0	0	0	1	1
21	Clark Energy	0	0	0	0	0	0	0	1	0	4	5
22	Cumberland Valley	0	0	0	0	0	0	0	2	0	2	4
23	Taylor Co RECC	0	0	0	0	0	0	0	0	1	0	1
	<b>Year-by-Year</b>	0	0	1	0	2	2	49	58	83	162	357

