

RECEIVED

SEP 10 2018

PUBLIC SERVICE  
COMMISSION

From: Chris Abner  
226 Ft. Mitchell Ave.  
Ft. Mitchell, KY 41011

To: Public Service Commission  
Commonwealth of Kentucky  
P.O. Box 615  
211 Sower Blvd.  
Frankfort, KY 40602-0615

Re: Duke Energy Residential Gas Service Rate Increase Proposal Case # 2018-00261

Dear Commissioner:


The latest in a series of rate increase requests by Duke Energy is yet another huge blow to consumers if allowed to proceed by the PSC. I strongly urge you to consider the impact this will have and after reviewing the information I present here, send a clear message to the company that these repeated requests are unwelcome. I believe it should be made clear that future requests will be similarly spurned.

By requesting a 10% raise for gas, the company has implied it cannot meet the obligation deliver to consumers due to a major shake up in the markets. I have enclosed a current chart for natural gas on the spot market, printed on Set. 7, 2018. It shows an almost 6% drop in the price over the past year, along with over 1% year to date. To say the company is in need of a 10% increase is astonishing. It is in all likelihood Duke has contracts that get them rates below the spot market, making this even more greedy of a request.

The second enclosure shows the dividend history for Duke Energy over the past decade. With all of the increases requested in the past year or two, you would think things were going badly. The truth is shareholders have been rewarded consistently and handsomely at the present rates. In fact, yet another increase in their dividend has been announced for this quarter. These raises are above the rate of inflation.

I suppose the executives and/or board hold many shares and directly benefit from these increases. Please deny this increase or better yet cut their rates. The Attorney General has previously found a rate decrease is in order.

Thank You,



Chris Abner

Enter Name or Symbol

Research

Page last updated: 9:56 AM ET, 09/07/2018 Refresh Print View Watchlists

Trader Tools

## Duke Energy Corp DUK:NYSE

Electric Utilities

Trade

Margin Requirements

**Last Price** **Today's Change** **Bid/Size** **Ask/Size** **Today's Volume**  
**\$82.09** **-1.38 (-1.65%)** **\$82.09/4** **\$82.12/4** **242,116** Average  
 As of 9:55 AM ET, 09/07/2018

**Schwab Equity Rating®**  
 Data as of 08/31/2018\*

**Third Quarter Earnings**  
**Announcement Expected**

Summary News Charts Ratings Earnings Statements Peers Ratios **Dividends** Reports Options Preferreds

Dividends Page User Guide

### Calendar Year Dividend Payments by Ex-Date as of 09/06/2018

Yearly | Interim

Show Yearly Growth | Hide Yearly Growth



### Calendar Year Dividend History by Ex-Date [Open All](#)

2018 Dividends				\$1.78
Announce Date	Ex-Dividend Date	Payment Date	Dividend Type	Amount
May 03, 2018	May 17, 2018	Jun 18, 2018	Regular	\$0.89
Jan 05, 2018	Feb 15, 2018	Mar 16, 2018	Regular	\$0.89
2017 Dividends				\$3.49
2016 Dividends				\$3.36
2015 Dividends				\$3.24
2014 Dividends				\$3.15
2013 Dividends				\$3.09
2012 Dividends				\$3.03
2011 Dividends				\$2.97
2010 Dividends				\$2.91
2009 Dividends				\$2.82
2008 Dividends				\$2.70

### Upcoming Dividend

Announce Date	Jul 06, 2018
Ex-Dividend Date	Aug 16, 2018
Payment Date	Sep 17, 2018
Amount	\$0.9275
Type	Regular

### Dividend Rate

Annual Dividend Rate (IAD) <a href="#">?</a> as of 09/06/2018	\$3.71
Annual Dividend Yield <a href="#">?</a>	4.44%
Regular Dividend	\$0.93
Regular Dividend Frequency	Quarterly
Converted Currency	US Dollar

### Statistics as of 06/30/2018

Payout Ratio (TTM) <a href="#">?</a>	93.53%
Dividend Coverage Ratio (TTM) <a href="#">?</a>	106.92%
Total Dividends Paid (TTM) <a href="#">?</a>	\$3.56
5 Yr Dividend Per Share Average	\$3.27
5 Yr Dividend Yield Average	4.25%
3 Year Growth Rate <a href="#">?</a>	+3.5%
5 Year Growth Rate <a href="#">?</a>	+2.9%
10 Year Growth Rate <a href="#">?</a>	+3.1%

### Industry Peer Dividend Comparison as of 09/06/2018

Symbol	Company Name	Annual Dividend Rate	Annual Dividend Yield
SO	Southern Co	\$2.40 <sup>1</sup>	5.24%
DUK	Duke Energy Corp	\$3.71 <sup>1</sup>	4.44%
AEP	American Electric Power Company Inc	\$2.48 <sup>1</sup>	3.38%
EXC	Exelon Corp	\$1.38 <sup>1</sup>	3.11%
NEE	NextEra Energy Inc	\$4.44 <sup>1</sup>	2.55%

<sup>1</sup>Indicated Annualized Dividend: Estimated annual dividend based on the latest regular interim dividend amount times the frequency of the dividend. Special and extra dividends are not included. Provided for most U.S. stocks.

<sup>2</sup>Trailing Twelve Month Dividend: Sum of dividends paid during the previous 12 month rolling period. Regular and extra dividends are included. Special dividends are not. Provided for most foreign stocks and stocks which haven't declared a regular dividend payment schedule.

### Splits

Split Date	Ratio
07/03/2012	1:3

### Spinoffs

Spinoffs information is not available for DUK.

### Contact Information

Website	https://www.duke-energy.com/	Investor Contact	--
Phone	1 (980) 373-9093	Office	550 S Tryon St CHARLOTTE, NC 28202-4200
Fax	1 (302) 655-5049		

### Natural Gas (Oct'18) (@NG1:New York Mercantile Exchange)

 WATCHLIST

\*Data is delayed | USD

Last | 10:22:12 PM EDT

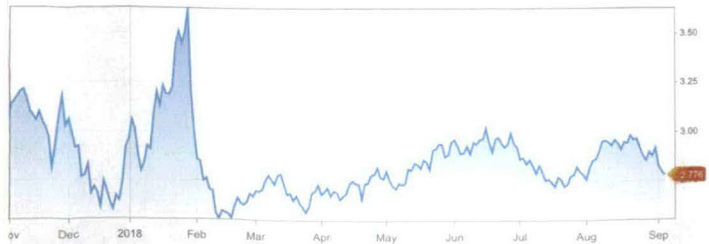
2.776 +0.004 (+0.14%)

Volume  
1,742

1D 5D 1M 3M 6M YTD 1Y 5Y ALL

+ Comparison

1D Display Studies   




SUMMARY NEWS

KEY STATS

Day High	2.79	Day Low	2.77	10D Avg Vol	106,496.1
YTD % Chg	-1.07	1 Year % Chg	-5.54	Exp Date	2018-09-26
Open Interest	222,790				

LATEST NEWS



From The Web Sponsored Links by Taboola



Download: Catch the Latest Political News on SmartNews!  
Available On App Store: Smart News