

Commissioners.  
Robert Tucker, Chairman  
Ruby Poe  
Roy McGregor

## South Hopkins Water District

Phone 270-797-5760  
Fax 270-797-3800  
129 S. Main St. P. O. Box 487  
Dawson Springs, KY 42408

August 29, 2012

Public Service Commission  
P O Box 615  
Frankfort, KY 40601

RECEIVED

SEP 4 2012

PUBLIC SERVICE  
COMMISSION

RE: South Hopkins Water District  
Purchased Water Adjustment

Dear Sir:

Enclosed are the original and ten copies of a Purchased Water Adjustment, supplier's computation of water cost and revised Tariff Sheets for South Hopkins Water District.


We received a refund from our supplier, Dawson Springs City Water, of \$86,705.00 as a result of audited cost of water for last year. The computations for refund to our customers are as follows:

Refund from Dawson City Water	86,705.00
Refund to City of Earlington	- 17,549.89
Refund to Mortons Gap Waterworks	- 12,635.29
Refund to Caldwell County Water	- <u>252.01</u>
Refund to retail customers	56,267.81

$56,267.81 \div 27,255,988$  (est. retail sales next 2 months) = \$2.06/1000 gallons

If you have any questions or need additional information please call our office.

Sincerely,



Robert J. Tucker  
Chairman

RJT/jp

Enclosures

FOR Dawson Springs, Kentucky  
Community, Town or City

P.S.C. KY. NO. \_\_\_\_\_

3rd Revised SHEET NO. 7

CANCELLING P.S.C. KY. NO. \_\_\_\_\_

2<sup>nd</sup> Revised SHEET NO. 7

South Hopkins Water District  
(Name of Utility)

---

RATES AND CHARGES

---

E. PURCHASED WATER RATES:

Rate:

Dawson Springs City Water:

All Usage

Cost of production adjusted by annual audit

City of Madisonville:

All Usage

Cost of production adjusted by annual audit

F. LEAK ADJUSTMENT RATE:

Actual cost of water pumped

G. WHOLESALE WATER RATES:

Cost of production plus amortization plus  
pumping expense X 1.25

Current rate is \$2.48 per thousand gallons


H. FIRE SPRINKLER SYSTEM RATES:

Not applicable

---

DATE OF ISSUE August 21, 2012  
Month / Date / Year

DATE EFFECTIVE July 1, 2012  
Month / Date / Year

ISSUED BY   
(Signature of Officer)

TITLE Chairman

BY AUTHORITY OF ORDER OF THE PUBLIC SERVICE COMMISSION  
IN CASE NO. 2010-00074 DATED Sept. 22, 2010

FOR Dawson Springs, Kentucky  
Community, Town or City

P.S.C. KY. NO. 2010-00074

5<sup>th</sup> Revised SHEET NO. 3

South Hopkins Water District  
(Name of Utility)

CANCELLING P.S.C. KY. NO. 2010-00074

4<sup>th</sup> Revised SHEET NO. 3

---

**RATES AND CHARGES**

---

A. MONTHLY RATES:

5/8-Inch x 3/4-Inch Meter:

First	1,000 gallons	\$ 9.42 (Minimum Bill)
Next	9,000 gallons	4.95 per 1000 gallons
Next	10,000 gallons	4.59 per 1000 gallons
Next	30,000 gallons	4.23 per 1000 gallons
All Over	50,000 gallons	3.56 per 1000 gallons

1-Inch Meter:

First	10,000 gallons	\$ 54.00 (Minimum Bill)
Next	10,000 gallons	4.59 per 1000 gallons
Next	30,000 gallons	4.23 per 1000 gallons
All Over	50,000 gallons	3.56 per 1000 gallons

2-Inch Meter:

First	20,000 gallons	\$99.90 (Minimum Bill)
Next	30,000 gallons	4.23 per 1000 gallons
All Over	50,000 gallons	3.56 per 1000 gallons


3-Inch Meter:

First	50,000 gallons	\$226.70 (Minimum Bill)
All Over	50,000 gallons	3.56 per 1000 gallons

---

DATE OF ISSUE August 29, 2012  
Month / Date / Year

DATE EFFECTIVE October 1, 2012  
Month / Date / Year

ISSUED BY   
(Signature of Officer)

TITLE Chairman

BY AUTHORITY OF ORDER OF THE PUBLIC SERVICE COMMISSION  
IN CASE NO. 2010-00074 DATE September 22, 2010

**PURCHASED WATER ADJUSTMENT FOR  
WATER DISTRICTS AND ASSOCIATIONS  
(807 KAR 5:068)**

Name of Utility	South Hopkins Water District	
Date	August 23, 2012	
Address	P O Box 487	
City, State, Zip	Dawson Springs, KY	42408
Telephone Number	270-797-5760	

1.a. Name of all wholesale suppliers and the base (current) rate and changed rate of each. In the event the water purchased is billed by the supplier on a rate that is not a flat rate schedule, the entire rate schedule must be shown. Attach additional sheets if necessary.


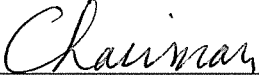
Supplier(s)	Base Rate	Changed Rate
Dawson Springs City Water	2.01421/1000	1.73657/1000

1.b. A copy of the supplier's notice of the changed rate showing the effective date of the increase is attached as Exhibit

2. Twelve-month period upon which the purchased water adjustment is based. (This twelve-month period must end within 90 days of this filing).

From	July 2011	through	June 2012
	(month and year)		(month and year)

3. Statement of water purchases. Where water is purchased from more than one supplier, purchases from each supplier must be shown separately. If water is purchased through a declining block rate schedule, purchases for each month must be shown. Attach an additional sheet if necessary.

Supplier(s)	Gallons Purchased during 12 month period
Dawson Springs City Water	312,550,000
<b>TOTAL PURCHASES</b>	312,550,000
4. Total sales for the 12 month period	265,953,582
5. Increased water cost	(86,705)
The increased water cost is the cost difference between purchases at base (current rate) and purchases at new rate.	
6. Purchased water adjustment factor	(.33)
The purchased water adjustment factor is obtained by dividing the increased cost of water by the total gallons sold.	
<p><b>Note:</b> The purchased water adjustment factor is added to each thousand gallons sold. If the minimum usage is 2,000 gallons then the purchased water adjustment factor would be added to the minimum bill twice. Revised tariff sheets must be attached showing the rate to be charged by the utility and the effective date of the increased rates.</p>	
7. Proposed effective date	October 1, 2012
	
Signature of Utility Officer	
	
Title	

**DAWSON SPRINGS MUNICIPAL WATERWORKS AND SEWER SYSTEM**  
(a component unit of the City of Dawson Springs, Kentucky)

**COMPUTATION OF UNIT COST OF WATER PRODUCED**

**for the year ended June 30, 2012**  
**(and comparable amounts for the year ended June 30, 2011)**

Direct cost of water production per audit	\$ 551,592	
Ten percent (10%) of general and administrative expense, \$123,638 per audit	<u>12,364</u>	
Total operation and maintenance costs	563,956	
Debt service cost (\$107,878 x 88.5%)	<u>95,472</u>	
Total cost of water produced		\$ 659,428
Total gallons pumped per meter records maintained by Superintendent	416,666,040	
Less water used internally	<u>36,935,935</u>	
Net gallons pumped		<u>379,730,105</u>
Unit cost per 1,000 gallons: \$659,428/379,730,105		\$ 1.73657
Computation of underpayment (overpayment):		
Total gallons purchased by South Hopkins Water District		<u>312,550,000</u>
Total cost of gallons purchased 312,550,000 X .00173657		\$ 542,765
Total billed and paid		<u>629,470</u>
Due from (to) South Hopkins Water District		<u>\$ (86,705)</u>
Comparable amounts for the year ended June 30, 2011		
Total cost of water produced		<u>\$ 728,468</u>
Net gallons pumped		361,664,065
Unit cost per 1,000 gallons		\$ 2.01421
Total gallons purchased by South Hopkins Water District		<u>311,396,000</u>
Total cost of gallons purchased		\$ 627,217
Total billed and paid		<u>546,250</u>
Due from South Hopkins Water District		<u>\$ 80,967</u>