AEP EAST
GENERATION AND FUEL MODULE
INPUT SUMMARY REPORT

QUALIFIER = GAF.INPUT.PARAMETERS.

AMS OPTION		0
COMMITMENT OPTIONS		3
CONDITIONAL PERCENTILE	%	0.00
DEFERRAL CAPACITY SWITCH		3
DEFERRAL CAPACITY WEIGHTING	%	0.00
DUMP ENERGY ACCOUNTING FLAG		1
ECONOMY SALES ACCOUNTING FLAG		1
EMERGENCY USE OF HYDRO		0
EMERGENCY USE OF STORAGE		0
EMISSIONS LIMIT SWITCH		1
EMISSIONS LIMIT TOLERANCE OPTION		1
ESCALATION DUMP ENERGY PRICE		
ESCALATION EMERGENCY CUST IMPACT		
ESCALATION EMERGENCY DISP COST		
ESCALATION EMERGENCY ENERGY COST		
ESCALATION FIXED COST ADDER		
ESCALATION INTERCHANGE PROFIT RE		
ESCALATION UNIT RUNNING RATE		
FIXED FUEL ALLOCATION METHOD		0
FUEL ADJUSTMENT SWITCH		0
FUEL LIMIT OPTION		4
INFLATION OPTION		
INTERCHANGE METHOD		2
INVENTORY CALCULATION SWITCH		0
MARGINAL COSTS DIAGNOSTICS		3
MULTIPLE SEGMENTS		Y
MUST RUN INTERCHANGE FLAG		0
NUMBER OF COST CURVE STEPS		40
NUMBER OF SUBPERIODS		3
PROBABILITY METHOD		C
SEASONAL DISPATCH FLAG		1
SELLBACK OWNERSHIP COMPANY		0
SELLBACK RETENTION COMPANY		0
TREATMENT OF MAINTENANCE		1
UNIT PROFITABILITY FLAG		0

AEP EAST
GENERATION AND FUEL MODULE
INPUT SUMMARY REPORT

QUALIFIER = GAF.INPUT.PARAMETERS.

YEAR		2011	2012	2013	2014	2015	2016	2017
COMMITMENT LEVEL	%-MW	65.00	65.00	65.00	65.00	65.00	65.00	65.00
DUMP ENERGY SALE PRICE	$/MWH	0.00	0.00	0.00	0.00	0.00	0.00	0.00
ECONOMY INTERCHANGE METHOD		2	2	2	2	2	2	2
EMERGENCY CUSTOMER IMPACT	$/MWH	0.00	0.00	0.00	0.00	0.00	0.00	0.00
EMERGENCY DISPATCH COST	$/MWH	-1.00	-1.00	-1.00	-1.00	-1.00	-1.00	-1.00
EMERGENCY DISPATCH PROFILE		0	0	0	0	0	0	0
EMERGENCY ENERGY COST	$/MWH	32.00	32.00	32.00	32.00	32.00	32.00	32.00
EMERGENCY ENERGY PROFILE		0	0	0	0	0	0	0
EXTERNAL GENERATION COST BILLING	RATIO	1.00	1.00	1.00	1.00	1.00	1.00	1.00
EXTERNAL REPLACEMENT COST RATIO	RATIO	0.00	0.00	0.00	0.00	0.00	0.00	0.00
FIXED ADDER INTERCHANGE BILLING	$/MWH	0.00	0.00	0.00	0.00	0.00	0.00	0.00
INTERCHANGE PROFIT RETENTION PER	%	0.00	0.00	0.00	0.00	0.00	0.00	0.00
INTERCHANGE PROFIT RETENTION THR	$000	0.00	0.00	0.00	0.00	0.00	0.00	0.00
MARKUP OF SELLBACK ENERGY	RATIO	0.00	0.00	0.00	0.00	0.00	0.00	0.00
RELIABILITY TARGET	HOUR/GWH	0.00	0.00	0.00	0.00	0.00	0.00	0.00
RESERVE MARGIN TARGET	MW-%	99998998528.	99998998528.	99998998528.	99998998528.	99998998528.	99998998528.	99998998528.
SEASONAL RMU PROFILE		0	0	0	0	0	0	0
SPINNING RESERVE REQUIREMENT	%-MW	4.50	4.50	4.50	4.50	4.50	4.50	4.50
UNIT RUNNING RATE ANNUAL PEAK	$/MWH	0.00	0.00	0.00	0.00	0.00	0.00	0.00
UNIT RUNNING RATE CURVE POINTER		0	0	0	0	0	0	0

YEAR		2018	2019	2020	2021	2022	2023	2024
COMMITMENT LEVEL	%-MW	65.00	65.00	65.00	65.00	65.00	65.00	65.00
DUMP ENERGY SALE PRICE	$/MWH	0.00	0.00	0.00	0.00	0.00	0.00	0.00
ECONOMY INTERCHANGE METHOD		2	2	2	2	2	2	2
EMERGENCY CUSTOMER IMPACT	$/MWH	0.00	0.00	0.00	0.00	0.00	0.00	0.00
EMERGENCY DISPATCH COST	$/MWH	-1.00	-1.00	-1.00	-1.00	-1.00	-1.00	-1.00
EMERGENCY DISPATCH PROFILE		0	0	0	0	0	0	0
EMERGENCY ENERGY COST	$/MWH	32.00	32.00	32.00	32.00	32.00	32.00	32.00
EMERGENCY ENERGY PROFILE		0	0	0	0	0	0	0
EXTERNAL GENERATION COST BILLING	RATIO	1.00	1.00	1.00	1.00	1.00	1.00	1.00
EXTERNAL REPLACEMENT COST RATIO	RATIO	0.00	0.00	0.00	0.00	0.00	0.00	0.00
FIXED ADDER INTERCHANGE BILLING	$/MWH	0.00	0.00	0.00	0.00	0.00	0.00	0.00
INTERCHANGE PROFIT RETENTION PER	%	0.00	0.00	0.00	0.00	0.00	0.00	0.00
INTERCHANGE PROFIT RETENTION THR	$000	0.00	0.00	0.00	0.00	0.00	0.00	0.00
MARKUP OF SELLBACK ENERGY	RATIO	0.00	0.00	0.00	0.00	0.00	0.00	0.00
RELIABILITY TARGET	HOUR/GWH	0.00	0.00	0.00	0.00	0.00	0.00	0.00
RESERVE MARGIN TARGET	MW-%	99998998528.	99998998528.	99998998528.	99998998528.	99998998528.	99998998528.	99998998528.
SEASONAL RMU PROFILE		0	0	0	0	0	0	0
SPINNING RESERVE REQUIREMENT	%-MW	4.50	4.50	4.50	4.50	4.50	4.50	4.50
UNIT RUNNING RATE ANNUAL PEAK	$/MWH	0.00	0.00	0.00	0.00	0.00	0.00	0.00
UNIT RUNNING RATE CURVE POINTER		0	0	0	0	0	0	0

YEAR		2025	2026	2027	2028	2029	2030	2031
COMMITMENT LEVEL	%-MW	65.00	65.00	65.00	65.00	65.00	65.00	65.00
DUMP ENERGY SALE PRICE	$/MWH	0.00	0.00	0.00	0.00	0.00	0.00	0.00
ECONOMY INTERCHANGE METHOD		2	2	2	2	2	2	2
EMERGENCY CUSTOMER IMPACT	$/MWH	0.00	0.00	0.00	0.00	0.00	0.00	0.00
EMERGENCY DISPATCH COST	$/MWH	-1.00	-1.00	-1.00	-1.00	-1.00	-1.00	-1.00
EMERGENCY DISPATCH PROFILE		0	0	0	0	0	0	0
EMERGENCY ENERGY COST	$/MWH	32.00	32.00	32.00	32.00	32.00	32.00	32.00
EMERGENCY ENERGY PROFILE		0	0	0	0	0	0	0
EXTERNAL GENERATION COST BILLING	RATIO	1.00	1.00	1.00	1.00	1.00	1.00	1.00
EXTERNAL REPLACEMENT COST RATIO	RATIO	0.00	0.00	0.00	0.00	0.00	0.00	0.00
FIXED ADDER INTERCHANGE BILLING	$/MWH	0.00	0.00	0.00	0.00	0.00	0.00	0.00
INTERCHANGE PROFIT RETENTION PER	%	0.00	0.00	0.00	0.00	0.00	0.00	0.00
INTERCHANGE PROFIT RETENTION THR	$000	0.00	0.00	0.00	0.00	0.00	0.00	0.00
MARKUP OF SELLBACK ENERGY	RATIO	0.00	0.00	0.00	0.00	0.00	0.00	0.00
RELIABILITY TARGET	HOUR/GWH	0.00	0.00	0.00	0.00	0.00	0.00	0.00
RESERVE MARGIN TARGET	MW-%	99998998528.	99998998528.	99998998528.	99998998528.	99998998528.	99998998528.	99998998528.
SEASONAL RMU PROFILE		0	0	0	0	0	0	0
SPINNING RESERVE REQUIREMENT	%-MW	4.50	4.50	4.50	4.50	4.50	4.50	4.50
UNIT RUNNING RATE ANNUAL PEAK	$/MWH	0.00	0.00	0.00	0.00	0.00	0.00	0.00
UNIT RUNNING RATE CURVE POINTER		0	0	0	0	0	0	0

YEAR		2032	2033	2034	2035	2036	2037	2038
COMMITMENT LEVEL	%-MW	65.00	65.00	65.00	65.00	65.00	65.00	65.00
DUMP ENERGY SALE PRICE	$/MWH	0.00	0.00	0.00	0.00	0.00	0.00	0.00
ECONOMY INTERCHANGE METHOD		2	2	2	2	2	2	2
EMERGENCY CUSTOMER IMPACT	$/MWH	0.00	0.00	0.00	0.00	0.00	0.00	0.00
EMERGENCY DISPATCH COST	$/MWH	-1.00	-1.00	-1.00	-1.00	-1.00	-1.00	-1.00
EMERGENCY DISPATCH PROFILE		0	0	0	0	0	0	0
EMERGENCY ENERGY COST	$/MWH	32.00	32.00	32.00	32.00	32.00	32.00	32.00
EMERGENCY ENERGY PROFILE		0	0	0	0	0	0	0
EXTERNAL GENERATION COST BILLING	RATIO	1.00	1.00	1.00	1.00	1.00	1.00	1.00
EXTERNAL REPLACEMENT COST RATIO	RATIO	0.00	0.00	0.00	0.00	0.00	0.00	0.00
FIXED ADDER INTERCHANGE BILLING	$/MWH	0.00	0.00	0.00	0.00	0.00	0.00	0.00
INTERCHANGE PROFIT RETENTION PER	%	0.00	0.00	0.00	0.00	0.00	0.00	0.00
INTERCHANGE PROFIT RETENTION THR	$000	0.00	0.00	0.00	0.00	0.00	0.00	0.00
MARKUP OF SELLBACK ENERGY	RATIO	0.00	0.00	0.00	0.00	0.00	0.00	0.00
RELIABILITY TARGET	HOUR/GWH	0.00	0.00	0.00	0.00	0.00	0.00	0.00
RESERVE MARGIN TARGET	MW-%	99998998528.	99998998528.	99998998528.	99998998528.	99998998528.	99998998528.	99998998528.
SEASONAL RMU PROFILE		0	0	0	0	0	0	0
SPINNING RESERVE REQUIREMENT	%-MW	4.50	4.50	4.50	4.50	4.50	4.50	4.50
UNIT RUNNING RATE ANNUAL PEAK	$/MWH	0.00	0.00	0.00	0.00	0.00	0.00	0.00
UNIT RUNNING RATE CURVE POINTER		0	0	0	0	0	0	0

YEAR	2039	2040

COMMITMENT LEVEL	%-MW	65.00	65.00
DUMP ENERGY SALE PRICE	$/MWH	0.00	0.00
ECONOMY INTERCHANGE METHOD		2	2
EMERGENCY CUSTOMER IMPACT	$/MWH	0.00	0.00
EMERGENCY DISPATCH COST	$/MWH	-1.00	-1.00
EMERGENCY DISPATCH PROFILE		0	0
EMERGENCY ENERGY COST	$/MWH	32.00	32.00
EMERGENCY ENERGY PROFILE		0	0
EXTERNAL GENERATION COST BILLING	RATIO	1.00	1.00
EXTERNAL REPLACEMENT COST RATIO	RATIO	0.00	0.00
FIXED ADDER INTERCHANGE BILLING	$/MWH	0.00	0.00
INTERCHANGE PROFIT RETENTION PER	%	0.00	0.00
INTERCHANGE PROFIT RETENTION THR	$000	0.00	0.00
MARKUP OF SELLBACK ENERGY	RATIO	0.00	0.00
RELIABILITY TARGET	HOUR/GWH	0.00	0.00
RESERVE MARGIN TARGET	MW-%	99998998528.	99998998528.
SEASONAL RMU PROFILE		0	0
SPINNING RESERVE REQUIREMENT	%-MW	4.50	4.50
UNIT RUNNING RATE ANNUAL PEAK	$/MWH	0.00	0.00
UNIT RUNNING RATE CURVE POINTER		0	0

AEP EAST
GENERATION AND FUEL MODULE
INPUT SUMMARY REPORT

QUALIFIER = GAF.INPUT.PARAMETERS.

DIAGNOSTICS FLAG SETTINGS

NO.	DESCRIPTION	VALUE
1	Reserve Margin Calculations	N
2	Energy Reserve Margin	N
4	Conditional Capacity Calculations	N
6	Company Fuel Type	N
7	Thermal Unit Dispatch	N
9	In-Dispatch Limited Fuel	N
10	Spinning Reserve Look-ahead	N
11	Dispatch Lambda	N
12	Limited Fuel Report	N
13	Externality Calculations	N
14	Dispatch Lambda Emissions Adder	N
15	Emissions Limit Search Procedure	N
16	Seasonal Emissions	N
20	Hourly Chronological Storage	N
21	Chronological Storage search procedure	N
24	Direct Load Control Dispatch Order by Season	N
25	Direct Load Control by Program by Season	N
27	Dispatchable Transaction Order by Season	N
31	Deferral Unit Capacity Calculation	N
32	Residual Reliability Dispatch of Load Modifiers	N
34	Chronological Load Before Dispatch	N
35	Chronological Load After Transactions	N
36	Chronological Load After Hydro	N
37	Chronological Load After Pumped Storage	N
38	Chronological Load After Dispatchable Transactions	N
39	Chronological Load After Direct Load Control	N
40	Chronological Load After Network Interchange	N
41	Net thermal loads in record format	N
46	Marginal Cost Curves (PS/DLC, NEI, Disp Lambda)	N
48	Marginal Cost Curves in record format	N
50	Chronological Marginal Costs Before Dispatch	N
51	Chronological Marginal Costs After Transactions	N
52	Chronological Marginal Costs After Hydro	N
53	Chronological Marginal Costs After Pumped Storage	N
54	Chronological Marginal Costs After Dispatchable Tr	N
55	Chronological Marginal Costs After Direct Load Con	N
56	Chronological Marginal Costs After Network Interch	N
61	NEI Hourly Diagnostics By Transmission Link	N
62	NEI Hourly Diagnostics By Interchange System	N
63	NEI Seasonal Interchange Summary	N
69	Multi Company Interchange Accounting	N
70	Write UMAN Cards From Auto. Maintenance Scheduler	N
71	Maintenance Subperiod Array	N
72	Seasonal Maintenance Week	N
73	Seasonal Resource Summary	N
74	Seasonal Capacity and Reserve	N
75	Seasonal Resource Energy	N
76	Seasonal Total Cost	N
77	Seasonal Fuel Burn - Mbtu	N
78	Seasonal Fuel Cost	N
80	Capacity Sellback Energy	N
81	Inflation / Escalation	N
82	Daily Seasonal Definition	N
90	Water Year System	N
91	Water Year Seasonal System	N
92	Water Year Hydro, Storage, and Thermal Units	N
93	Water Year Fuel Class and Fuel Type	N
94	Water Year Unit Profitability	N
95	Seasonal Unit Revenue	N
96	Seasonal Unit Profitability	N

AEP EAST
GENERATION AND FUEL MODULE
INPUT SUMMARY REPORT

QUALIFIER = GAF.INPUT.PARAMETERS.

SEASONS	1 JANUARY	2 FEBRUARY	3 MARCH	4 APRIL	5 MAY	6 JUNE	7 JULY
WEEK PROFILE	WEEK00	WEEK00	WEEK00	WEEK00	WEEK00	WEEK00	WEEK00

SEASONS	8 AUGUST	9 SEPTEMBR	10 OCTOBER	11 NOVEMBER	12 DECEMBER
WEEK PROFILE	WEEK00	WEEK00	WEEK00	WEEK00	WEEK00

AEP EAST
GENERATION AND FUEL MODULE
INPUT SUMMARY REPORT

QUALIFIER = GAF.INPUT.PARAMETERS.

SEASONS	1 JANUARY	2 FEBRUARY	3 MARCH	4 APRIL	5 MAY	6 JUNE	7 JULY
CAPACITY DERATION LIBRARY							
[redacted]	[redacted]	[redacted]	[redacted]	[redacted]	[redacted]	[redacted]	[redacted]
[redacted]	[redacted]	[redacted]	[redacted]	[redacted]	[redacted]	[redacted]	[redacted]
[redacted]	[redacted]	[redacted]	[redacted]	[redacted]	[redacted]	[redacted]	[redacted]
[redacted]	[redacted]	[redacted]	[redacted]	[redacted]	[redacted]	[redacted]	[redacted]
[redacted]	[redacted]	[redacted]	[redacted]	[redacted]	[redacted]	[redacted]	[redacted]
[redacted]	[redacted]	[redacted]	[redacted]	[redacted]	[redacted]	[redacted]	[redacted]
[redacted]	[redacted]	[redacted]	[redacted]	[redacted]	[redacted]	[redacted]	[redacted]
[redacted]	[redacted]	[redacted]	[redacted]	[redacted]	[redacted]	[redacted]	[redacted]
[redacted]	[redacted]	[redacted]	[redacted]	[redacted]	[redacted]	[redacted]	[redacted]
[redacted]	[redacted]	[redacted]	[redacted]	[redacted]	[redacted]	[redacted]	[redacted]
[redacted]	[redacted]	[redacted]	[redacted]	[redacted]	[redacted]	[redacted]	[redacted]
[redacted]	[redacted]	[redacted]	[redacted]	[redacted]	[redacted]	[redacted]	[redacted]
[redacted]	[redacted]	[redacted]	[redacted]	[redacted]	[redacted]	[redacted]	[redacted]
[redacted]	[redacted]	[redacted]	[redacted]	[redacted]	[redacted]	[redacted]	[redacted]
[redacted]	[redacted]	[redacted]	[redacted]	[redacted]	[redacted]	[redacted]	[redacted]
[redacted]	[redacted]	[redacted]	[redacted]	[redacted]	[redacted]	[redacted]	[redacted]
[redacted]	[redacted]	[redacted]	[redacted]	[redacted]	[redacted]	[redacted]	[redacted]
[redacted]	[redacted]	[redacted]	[redacted]	[redacted]	[redacted]	[redacted]	[redacted]
[redacted]	[redacted]	[redacted]	[redacted]	[redacted]	[redacted]	[redacted]	[redacted]
[redacted]	[redacted]	[redacted]	[redacted]	[redacted]	[redacted]	[redacted]	[redacted]
[redacted]	[redacted]	[redacted]	[redacted]	[redacted]	[redacted]	[redacted]	[redacted]
[redacted]	[redacted]	[redacted]	[redacted]	[redacted]	[redacted]	[redacted]	[redacted]
[redacted]	[redacted]	[redacted]	[redacted]	[redacted]	[redacted]	[redacted]	[redacted]
[redacted]	[redacted]	[redacted]	[redacted]	[redacted]	[redacted]	[redacted]	[redacted]
[redacted]	[redacted]	[redacted]	[redacted]	[redacted]	[redacted]	[redacted]	[redacted]
[redacted]	[redacted]	[redacted]	[redacted]	[redacted]	[redacted]	[redacted]	[redacted]
[redacted]	[redacted]	[redacted]	[redacted]	[redacted]	[redacted]	[redacted]	[redacted]
[redacted]	[redacted]	[redacted]	[redacted]	[redacted]	[redacted]	[redacted]	[redacted]























AEP EAST
GENERATION AND FUEL MODULE
INPUT SUMMARY REPORT

QUALIFIER = GAF.INPUT.PARAMETERS.

SEASONS	1 JANUARY	2 FEBRUARY	3 MARCH	4 APRIL	5 MAY	6 JUNE	7 JULY
-------- YEAR 2011 --------							
UNIT RUNNING RATE SEASONAL PEAK $/MWH	0.00	0.00	0.00	0.00	0.00	0.00	0.00
-------- YEAR 2012 --------							
-------- YEAR 2013 --------							
-------- YEAR 2014 --------							
-------- YEAR 2015 --------							
-------- YEAR 2016 --------							
-------- YEAR 2017 --------							
-------- YEAR 2018 --------							
-------- YEAR 2019 --------							
-------- YEAR 2020 --------							
-------- YEAR 2021 --------							
-------- YEAR 2022 --------							
-------- YEAR 2023 --------							
-------- YEAR 2024 --------							
-------- YEAR 2025 --------							
-------- YEAR 2026 --------							
-------- YEAR 2027 --------							
-------- YEAR 2028 --------							
-------- YEAR 2029 --------							
-------- YEAR 2030 --------							
-------- YEAR 2031 --------							
-------- YEAR 2032 --------							
-------- YEAR 2033 --------							
-------- YEAR 2034 --------							
-------- YEAR 2035 --------							
-------- YEAR 2036 --------							
-------- YEAR 2037 --------							
-------- YEAR 2038 --------							
-------- YEAR 2039 --------							
-------- YEAR 2040 --------							

SEASONS	8 AUGUST	9 SEPTEMBR	10 OCTOBER	11 NOVEMBER	12 DECEMBER
-------- YEAR 2011 --------					
UNIT RUNNING RATE SEASONAL PEAK $/MWH	0.00	0.00	0.00	0.00	0.00
-------- YEAR 2012 --------					
-------- YEAR 2013 --------					
-------- YEAR 2014 --------					
-------- YEAR 2015 --------					
-------- YEAR 2016 --------					
-------- YEAR 2017 --------					
-------- YEAR 2018 --------					
-------- YEAR 2019 --------					
-------- YEAR 2020 --------					
-------- YEAR 2021 --------					
-------- YEAR 2022 --------					
-------- YEAR 2023 --------					
-------- YEAR 2024 --------					
-------- YEAR 2025 --------					

-------- YEAR 2026 --------

-------- YEAR 2027 --------

-------- YEAR 2028 --------

-------- YEAR 2029 --------

-------- YEAR 2030 --------

-------- YEAR 2031 --------

-------- YEAR 2032 --------

-------- YEAR 2033 --------

-------- YEAR 2034 --------

-------- YEAR 2035 --------

-------- YEAR 2036 --------

-------- YEAR 2037 --------

-------- YEAR 2038 --------

-------- YEAR 2039 --------

-------- YEAR 2040 --------

NOTE: DATA DISPLAYED AFTER 2011 ONLY IF
VALUE CHANGED FROM PREVIOUS YEAR.

AEP EAST
GENERATION AND FUEL MODULE
INPUT SUMMARY REPORT

QUALIFIER = GAF.INPUT.PARAMETERS.

SEASONAL PROFILE 1 TPOOL_11

SEASONS	1 JANUARY	2 FEBRUARY	3 MARCH	4 APRIL	5 MAY	6 JUNE	7 JULY
SUBPERIODS							
1 WKDAY SEASONAL PROFILE ENTRY	1.00	0.98	0.94	0.90	0.88	0.89	0.90
2 WKNIGHT SEASONAL PROFILE ENTRY	1.00	0.98	0.94	0.90	0.88	0.89	0.90
3 WKEND SEASONAL PROFILE ENTRY	1.00	0.98	0.94	0.90	0.88	0.89	0.90

SEASONAL PROFILE 1 TPOOL_11

SEASONS	8 AUGUST	9 SEPTEMBR	10 OCTOBER	11 NOVEMBER	12 DECEMBER
SUBPERIODS					
1 WKDAY SEASONAL PROFILE ENTRY	0.90	0.89	0.90	0.94	0.96
2 WKNIGHT SEASONAL PROFILE ENTRY	0.90	0.89	0.90	0.94	0.96
3 WKEND SEASONAL PROFILE ENTRY	0.90	0.89	0.90	0.94	0.96

SEASONAL PROFILE 2 TPOOL_12

SEASONS	1 JANUARY	2 FEBRUARY	3 MARCH	4 APRIL	5 MAY	6 JUNE	7 JULY
SUBPERIODS							
1 WKDAY SEASONAL PROFILE ENTRY	1.00	0.98	0.94	0.89	0.87	0.88	0.89
2 WKNIGHT SEASONAL PROFILE ENTRY	1.00	0.98	0.94	0.89	0.87	0.88	0.89
3 WKEND SEASONAL PROFILE ENTRY	1.00	0.98	0.94	0.89	0.87	0.88	0.89

SEASONAL PROFILE 2 TPOOL_12

SEASONS	8 AUGUST	9 SEPTEMBR	10 OCTOBER	11 NOVEMBER	12 DECEMBER
SUBPERIODS					
1 WKDAY SEASONAL PROFILE ENTRY	0.89	0.88	0.89	0.93	0.96
2 WKNIGHT SEASONAL PROFILE ENTRY	0.89	0.88	0.89	0.93	0.96
3 WKEND SEASONAL PROFILE ENTRY	0.89	0.88	0.89	0.93	0.96

SEASONAL PROFILE 3 TPOOL_13

SEASONS	1 JANUARY	2 FEBRUARY	3 MARCH	4 APRIL	5 MAY	6 JUNE	7 JULY
SUBPERIODS							
1 WKDAY SEASONAL PROFILE ENTRY	1.00	0.98	0.94	0.89	0.88	0.88	0.90
2 WKNIGHT SEASONAL PROFILE ENTRY	1.00	0.98	0.94	0.89	0.88	0.88	0.90
3 WKEND SEASONAL PROFILE ENTRY	1.00	0.98	0.94	0.89	0.88	0.88	0.90

SEASONAL PROFILE 3 TPOOL_13

SEASONS	8 AUGUST	9 SEPTEMBR	10 OCTOBER	11 NOVEMBER	12 DECEMBER
SUBPERIODS					
1 WKDAY SEASONAL PROFILE ENTRY	0.90	0.89	0.90	0.94	0.96
2 WKNIGHT SEASONAL PROFILE ENTRY	0.90	0.89	0.90	0.94	0.96
3 WKEND SEASONAL PROFILE ENTRY	0.90	0.89	0.90	0.94	0.96

SEASONAL PROFILE 4 TPOOL_14

SEASONS	1 JANUARY	2 FEBRUARY	3 MARCH	4 APRIL	5 MAY	6 JUNE	7 JULY

SUBPERIODS

1 WKDAY							
SEASONAL PROFILE ENTRY	1.00	0.98	0.95	0.90	0.89	0.89	0.91
2 WKNIGHT							
SEASONAL PROFILE ENTRY	1.00	0.98	0.95	0.90	0.89	0.89	0.91
3 WKEND							
SEASONAL PROFILE ENTRY	1.00	0.98	0.95	0.90	0.89	0.89	0.91

SEASONAL PROFILE 4 TPOOL_14

SEASONS	8	9	10	11	12
	AUGUST	SEPTEMBR	OCTOBER	NOVEMBER	DECEMBER
SUBPERIODS					
1 WKDAY					
SEASONAL PROFILE ENTRY	0.91	0.90	0.91	0.94	0.97
2 WKNIGHT					
SEASONAL PROFILE ENTRY	0.91	0.90	0.91	0.94	0.97
3 WKEND					
SEASONAL PROFILE ENTRY	0.91	0.90	0.91	0.94	0.97

SEASONAL PROFILE 5 TPOOL_15

SEASONS	1	2	3	4	5	6	7
	JANUARY	FEBRUARY	MARCH	APRIL	MAY	JUNE	JULY
SUBPERIODS							
1 WKDAY							
SEASONAL PROFILE ENTRY	1.00	0.99	0.94	0.90	0.89	0.89	0.91
2 WKNIGHT							
SEASONAL PROFILE ENTRY	1.00	0.99	0.94	0.90	0.89	0.89	0.91
3 WKEND							
SEASONAL PROFILE ENTRY	1.00	0.99	0.94	0.90	0.89	0.89	0.91

SEASONAL PROFILE 5 TPOOL_15

SEASONS	8	9	10	11	12
	AUGUST	SEPTEMBR	OCTOBER	NOVEMBER	DECEMBER
SUBPERIODS					
1 WKDAY					
SEASONAL PROFILE ENTRY	0.91	0.90	0.91	0.95	0.97
2 WKNIGHT					
SEASONAL PROFILE ENTRY	0.91	0.90	0.91	0.95	0.97
3 WKEND					
SEASONAL PROFILE ENTRY	0.91	0.90	0.91	0.95	0.97

AEP EAST
GENERATION AND FUEL MODULE
INPUT SUMMARY REPORT

QUALIFIER = GAF.INPUT.PARAMETERS.

SEASONAL PROFILE 6 TPOOL_16

SEASONS	1 JANUARY	2 FEBRUARY	3 MARCH	4 APRIL	5 MAY	6 JUNE	7 JULY
SUBPERIODS							
1 WKDAY SEASONAL PROFILE ENTRY	1.00	0.99	0.95	0.91	0.90	0.90	0.92
2 WKNIGHT SEASONAL PROFILE ENTRY	1.00	0.99	0.95	0.91	0.90	0.90	0.92
3 WKEND SEASONAL PROFILE ENTRY	1.00	0.99	0.95	0.91	0.90	0.90	0.92

SEASONAL PROFILE 6 TPOOL_16

SEASONS	8 AUGUST	9 SEPTEMBR	10 OCTOBER	11 NOVEMBER	12 DECEMBER
SUBPERIODS					
1 WKDAY SEASONAL PROFILE ENTRY	0.91	0.90	0.91	0.95	0.97
2 WKNIGHT SEASONAL PROFILE ENTRY	0.91	0.90	0.91	0.95	0.97
3 WKEND SEASONAL PROFILE ENTRY	0.91	0.90	0.91	0.95	0.97

SEASONAL PROFILE 7 TPOOL_17

SEASONS	1 JANUARY	2 FEBRUARY	3 MARCH	4 APRIL	5 MAY	6 JUNE	7 JULY
SUBPERIODS							
1 WKDAY SEASONAL PROFILE ENTRY	1.00	0.99	0.95	0.91	0.90	0.90	0.92
2 WKNIGHT SEASONAL PROFILE ENTRY	1.00	0.99	0.95	0.91	0.90	0.90	0.92
3 WKEND SEASONAL PROFILE ENTRY	1.00	0.99	0.95	0.91	0.90	0.90	0.92

SEASONAL PROFILE 7 TPOOL_17

SEASONS	8 AUGUST	9 SEPTEMBR	10 OCTOBER	11 NOVEMBER	12 DECEMBER
SUBPERIODS					
1 WKDAY SEASONAL PROFILE ENTRY	0.92	0.91	0.92	0.95	0.97
2 WKNIGHT SEASONAL PROFILE ENTRY	0.92	0.91	0.92	0.95	0.97
3 WKEND SEASONAL PROFILE ENTRY	0.92	0.91	0.92	0.95	0.97

SEASONAL PROFILE 8 TPOOL_18

SEASONS	1 JANUARY	2 FEBRUARY	3 MARCH	4 APRIL	5 MAY	6 JUNE	7 JULY
SUBPERIODS							
1 WKDAY SEASONAL PROFILE ENTRY	1.00	0.99	0.95	0.92	0.90	0.91	0.92
2 WKNIGHT SEASONAL PROFILE ENTRY	1.00	0.99	0.95	0.92	0.90	0.91	0.92
3 WKEND SEASONAL PROFILE ENTRY	1.00	0.99	0.95	0.92	0.90	0.91	0.92

SEASONAL PROFILE 8 TPOOL_18

SEASONS	8 AUGUST	9 SEPTEMBR	10 OCTOBER	11 NOVEMBER	12 DECEMBER
SUBPERIODS					
1 WKDAY SEASONAL PROFILE ENTRY	0.92	0.91	0.92	0.95	0.98
2 WKNIGHT SEASONAL PROFILE ENTRY	0.92	0.91	0.92	0.95	0.98
3 WKEND SEASONAL PROFILE ENTRY	0.92	0.91	0.92	0.95	0.98

SEASONAL PROFILE 9 TPOOL_19

SEASONS	1 JANUARY	2 FEBRUARY	3 MARCH	4 APRIL	5 MAY	6 JUNE	7 JULY

SUBPERIODS

1 WKDAY							
SEASONAL PROFILE ENTRY	1.00	0.99	0.95	0.92	0.90	0.91	0.92
2 WKNIGHT							
SEASONAL PROFILE ENTRY	1.00	0.99	0.95	0.92	0.90	0.91	0.92
3 WKEND							
SEASONAL PROFILE ENTRY	1.00	0.99	0.95	0.92	0.90	0.91	0.92

SEASONAL PROFILE 9 TPOOL_19

SEASONS	8 AUGUST	9 SEPTEMBR	10 OCTOBER	11 NOVEMBER	12 DECEMBER
SUBPERIODS					
1 WKDAY					
SEASONAL PROFILE ENTRY	0.92	0.91	0.92	0.95	0.98
2 WKNIGHT					
SEASONAL PROFILE ENTRY	0.92	0.91	0.92	0.95	0.98
3 WKEND					
SEASONAL PROFILE ENTRY	0.92	0.91	0.92	0.95	0.98

SEASONAL PROFILE 10 TPOOL_20

SEASONS	1 JANUARY	2 FEBRUARY	3 MARCH	4 APRIL	5 MAY	6 JUNE	7 JULY
SUBPERIODS							
1 WKDAY							
SEASONAL PROFILE ENTRY	1.00	0.99	0.95	0.92	0.91	0.91	0.92
2 WKNIGHT							
SEASONAL PROFILE ENTRY	1.00	0.99	0.95	0.92	0.91	0.91	0.92
3 WKEND							
SEASONAL PROFILE ENTRY	1.00	0.99	0.95	0.92	0.91	0.91	0.92

SEASONAL PROFILE 10 TPOOL_20

SEASONS	8 AUGUST	9 SEPTEMBR	10 OCTOBER	11 NOVEMBER	12 DECEMBER
SUBPERIODS					
1 WKDAY					
SEASONAL PROFILE ENTRY	0.92	0.91	0.92	0.95	0.98
2 WKNIGHT					
SEASONAL PROFILE ENTRY	0.92	0.91	0.92	0.95	0.98
3 WKEND					
SEASONAL PROFILE ENTRY	0.92	0.91	0.92	0.95	0.98

AEP EAST
GENERATION AND FUEL MODULE
INPUT SUMMARY REPORT

QUALIFIER = GAF.INPUT.PARAMETERS.

SEASONAL PROFILE 11 TPOOL_21

SEASONS	1 JANUARY	2 FEBRUARY	3 MARCH	4 APRIL	5 MAY	6 JUNE	7 JULY
SUBPERIODS							
1 WKDAY SEASONAL PROFILE ENTRY	1.00	0.99	0.95	0.92	0.91	0.91	0.92
2 WKNIGHT SEASONAL PROFILE ENTRY	1.00	0.99	0.95	0.92	0.91	0.91	0.92
3 WKEND SEASONAL PROFILE ENTRY	1.00	0.99	0.95	0.92	0.91	0.91	0.92

SEASONAL PROFILE 11 TPOOL_21

SEASONS	8 AUGUST	9 SEPTEMBR	10 OCTOBER	11 NOVEMBER	12 DECEMBER
SUBPERIODS					
1 WKDAY SEASONAL PROFILE ENTRY	0.92	0.91	0.92	0.96	0.98
2 WKNIGHT SEASONAL PROFILE ENTRY	0.92	0.91	0.92	0.96	0.98
3 WKEND SEASONAL PROFILE ENTRY	0.92	0.91	0.92	0.96	0.98

SEASONAL PROFILE 12 TPOOL_22

SEASONS	1 JANUARY	2 FEBRUARY	3 MARCH	4 APRIL	5 MAY	6 JUNE	7 JULY
SUBPERIODS							
1 WKDAY SEASONAL PROFILE ENTRY	1.00	0.99	0.95	0.92	0.91	0.91	0.92
2 WKNIGHT SEASONAL PROFILE ENTRY	1.00	0.99	0.95	0.92	0.91	0.91	0.92
3 WKEND SEASONAL PROFILE ENTRY	1.00	0.99	0.95	0.92	0.91	0.91	0.92

SEASONAL PROFILE 12 TPOOL_22

SEASONS	8 AUGUST	9 SEPTEMBR	10 OCTOBER	11 NOVEMBER	12 DECEMBER
SUBPERIODS					
1 WKDAY SEASONAL PROFILE ENTRY	0.92	0.91	0.92	0.95	0.98
2 WKNIGHT SEASONAL PROFILE ENTRY	0.92	0.91	0.92	0.95	0.98
3 WKEND SEASONAL PROFILE ENTRY	0.92	0.91	0.92	0.95	0.98

SEASONAL PROFILE 13 TPOOL_23

SEASONS	1 JANUARY	2 FEBRUARY	3 MARCH	4 APRIL	5 MAY	6 JUNE	7 JULY
SUBPERIODS							
1 WKDAY SEASONAL PROFILE ENTRY	1.00	0.99	0.95	0.92	0.91	0.91	0.93
2 WKNIGHT SEASONAL PROFILE ENTRY	1.00	0.99	0.95	0.92	0.91	0.91	0.93
3 WKEND SEASONAL PROFILE ENTRY	1.00	0.99	0.95	0.92	0.91	0.91	0.93

SEASONAL PROFILE 13 TPOOL_23

SEASONS	8 AUGUST	9 SEPTEMBR	10 OCTOBER	11 NOVEMBER	12 DECEMBER
SUBPERIODS					
1 WKDAY SEASONAL PROFILE ENTRY	0.92	0.91	0.92	0.96	0.98
2 WKNIGHT SEASONAL PROFILE ENTRY	0.92	0.91	0.92	0.96	0.98
3 WKEND SEASONAL PROFILE ENTRY	0.92	0.91	0.92	0.96	0.98

SEASONAL PROFILE 14 TPOOL_24

SEASONS	1 JANUARY	2 FEBRUARY	3 MARCH	4 APRIL	5 MAY	6 JUNE	7 JULY

SUBPERIODS

1 WKDAY							
SEASONAL PROFILE ENTRY	1.00	0.99	0.96	0.92	0.91	0.91	0.93
2 WKNIGHT							
SEASONAL PROFILE ENTRY	1.00	0.99	0.96	0.92	0.91	0.91	0.93
3 WKEND							
SEASONAL PROFILE ENTRY	1.00	0.99	0.96	0.92	0.91	0.91	0.93

SEASONAL PROFILE 14 TPOOL_24

SEASONS	8	9	10	11	12
	AUGUST	SEPTEMBR	OCTOBER	NOVEMBER	DECEMBER
SUBPERIODS					
1 WKDAY					
SEASONAL PROFILE ENTRY	0.93	0.92	0.93	0.96	0.98
2 WKNIGHT					
SEASONAL PROFILE ENTRY	0.93	0.92	0.93	0.96	0.98
3 WKEND					
SEASONAL PROFILE ENTRY	0.93	0.92	0.93	0.96	0.98

SEASONAL PROFILE 15 TPOOL_25

SEASONS	1	2	3	4	5	6	7
	JANUARY	FEBRUARY	MARCH	APRIL	MAY	JUNE	JULY
SUBPERIODS							
1 WKDAY							
SEASONAL PROFILE ENTRY	1.00	0.99	0.96	0.93	0.92	0.92	0.93
2 WKNIGHT							
SEASONAL PROFILE ENTRY	1.00	0.99	0.96	0.93	0.92	0.92	0.93
3 WKEND							
SEASONAL PROFILE ENTRY	1.00	0.99	0.96	0.93	0.92	0.92	0.93

SEASONAL PROFILE 15 TPOOL_25

SEASONS	8	9	10	11	12
	AUGUST	SEPTEMBR	OCTOBER	NOVEMBER	DECEMBER
SUBPERIODS					
1 WKDAY					
SEASONAL PROFILE ENTRY	0.93	0.92	0.93	0.96	0.98
2 WKNIGHT					
SEASONAL PROFILE ENTRY	0.93	0.92	0.93	0.96	0.98
3 WKEND					
SEASONAL PROFILE ENTRY	0.93	0.92	0.93	0.96	0.98

AEP EAST
GENERATION AND FUEL MODULE
INPUT SUMMARY REPORT

QUALIFIER = GAF.INPUT.PARAMETERS.

SEASONAL PROFILE 16 TPOOL_26

SEASONS	1 JANUARY	2 FEBRUARY	3 MARCH	4 APRIL	5 MAY	6 JUNE	7 JULY
SUBPERIODS							
1 WKDAY SEASONAL PROFILE ENTRY	1.00	0.99	0.96	0.93	0.92	0.92	0.93
2 WKNIGHT SEASONAL PROFILE ENTRY	1.00	0.99	0.96	0.93	0.92	0.92	0.93
3 WKEND SEASONAL PROFILE ENTRY	1.00	0.99	0.96	0.93	0.92	0.92	0.93

SEASONAL PROFILE 16 TPOOL_26

SEASONS	8 AUGUST	9 SEPTEMBR	10 OCTOBER	11 NOVEMBER	12 DECEMBER
SUBPERIODS					
1 WKDAY SEASONAL PROFILE ENTRY	0.93	0.92	0.93	0.96	0.98
2 WKNIGHT SEASONAL PROFILE ENTRY	0.93	0.92	0.93	0.96	0.98
3 WKEND SEASONAL PROFILE ENTRY	0.93	0.92	0.93	0.96	0.98

SEASONAL PROFILE 17 TPOOL_27

SEASONS	1 JANUARY	2 FEBRUARY	3 MARCH	4 APRIL	5 MAY	6 JUNE	7 JULY
SUBPERIODS							
1 WKDAY SEASONAL PROFILE ENTRY	1.00	0.99	0.96	0.93	0.92	0.92	0.93
2 WKNIGHT SEASONAL PROFILE ENTRY	1.00	0.99	0.96	0.93	0.92	0.92	0.93
3 WKEND SEASONAL PROFILE ENTRY	1.00	0.99	0.96	0.93	0.92	0.92	0.93

SEASONAL PROFILE 17 TPOOL_27

SEASONS	8 AUGUST	9 SEPTEMBR	10 OCTOBER	11 NOVEMBER	12 DECEMBER
SUBPERIODS					
1 WKDAY SEASONAL PROFILE ENTRY	0.93	0.92	0.93	0.96	0.98
2 WKNIGHT SEASONAL PROFILE ENTRY	0.93	0.92	0.93	0.96	0.98
3 WKEND SEASONAL PROFILE ENTRY	0.93	0.92	0.93	0.96	0.98

SEASONAL PROFILE 18 TPOOL_28

SEASONS	1 JANUARY	2 FEBRUARY	3 MARCH	4 APRIL	5 MAY	6 JUNE	7 JULY
SUBPERIODS							
1 WKDAY SEASONAL PROFILE ENTRY	1.00	0.99	0.96	0.93	0.92	0.92	0.93
2 WKNIGHT SEASONAL PROFILE ENTRY	1.00	0.99	0.96	0.93	0.92	0.92	0.93
3 WKEND SEASONAL PROFILE ENTRY	1.00	0.99	0.96	0.93	0.92	0.92	0.93

SEASONAL PROFILE 18 TPOOL_28

SEASONS	8 AUGUST	9 SEPTEMBR	10 OCTOBER	11 NOVEMBER	12 DECEMBER
SUBPERIODS					
1 WKDAY SEASONAL PROFILE ENTRY	0.93	0.93	0.93	0.96	0.98
2 WKNIGHT SEASONAL PROFILE ENTRY	0.93	0.93	0.93	0.96	0.98
3 WKEND SEASONAL PROFILE ENTRY	0.93	0.93	0.93	0.96	0.98

SEASONAL PROFILE 19 TPOOL_29

SEASONS	1 JANUARY	2 FEBRUARY	3 MARCH	4 APRIL	5 MAY	6 JUNE	7 JULY

SUBPERIODS

1 WKDAY							
SEASONAL PROFILE ENTRY	1.00	0.99	0.96	0.93	0.92	0.92	0.93
2 WKNIGHT							
SEASONAL PROFILE ENTRY	1.00	0.99	0.96	0.93	0.92	0.92	0.93
3 WKEND							
SEASONAL PROFILE ENTRY	1.00	0.99	0.96	0.93	0.92	0.92	0.93

SEASONAL PROFILE 19 TPOOL_29

SEASONS	8	9	10	11	12
	AUGUST	SEPTEMBR	OCTOBER	NOVEMBER	DECEMBER
SUBPERIODS					
1 WKDAY					
SEASONAL PROFILE ENTRY	0.93	0.93	0.93	0.96	0.98
2 WKNIGHT					
SEASONAL PROFILE ENTRY	0.93	0.93	0.93	0.96	0.98
3 WKEND					
SEASONAL PROFILE ENTRY	0.93	0.93	0.93	0.96	0.98

SEASONAL PROFILE 20 TPOOL_30

SEASONS	1	2	3	4	5	6	7
	JANUARY	FEBRUARY	MARCH	APRIL	MAY	JUNE	JULY
SUBPERIODS							
1 WKDAY							
SEASONAL PROFILE ENTRY	1.00	0.99	0.96	0.93	0.92	0.93	0.94
2 WKNIGHT							
SEASONAL PROFILE ENTRY	1.00	0.99	0.96	0.93	0.92	0.93	0.94
3 WKEND							
SEASONAL PROFILE ENTRY	1.00	0.99	0.96	0.93	0.92	0.93	0.94

SEASONAL PROFILE 20 TPOOL_30

SEASONS	8	9	10	11	12
	AUGUST	SEPTEMBR	OCTOBER	NOVEMBER	DECEMBER
SUBPERIODS					
1 WKDAY					
SEASONAL PROFILE ENTRY	0.93	0.93	0.93	0.96	0.98
2 WKNIGHT					
SEASONAL PROFILE ENTRY	0.93	0.93	0.93	0.96	0.98
3 WKEND					
SEASONAL PROFILE ENTRY	0.93	0.93	0.93	0.96	0.98

AEP EAST
GENERATION AND FUEL MODULE
INPUT SUMMARY REPORT

QUALIFIER = GAF.INPUT.PARAMETERS.

SEASONAL PROFILE 21 TPOOL_31

SEASONS	1 JANUARY	2 FEBRUARY	3 MARCH	4 APRIL	5 MAY	6 JUNE	7 JULY
SUBPERIODS							
1 WKDAY SEASONAL PROFILE ENTRY	1.00	0.99	0.96	0.93	0.93	0.93	0.94
2 WKNIGHT SEASONAL PROFILE ENTRY	1.00	0.99	0.96	0.93	0.93	0.93	0.94
3 WKEND SEASONAL PROFILE ENTRY	1.00	0.99	0.96	0.93	0.93	0.93	0.94

SEASONAL PROFILE 21 TPOOL_31

SEASONS	8 AUGUST	9 SEPTEMBR	10 OCTOBER	11 NOVEMBER	12 DECEMBER
SUBPERIODS					
1 WKDAY SEASONAL PROFILE ENTRY	0.94	0.93	0.94	0.96	0.98
2 WKNIGHT SEASONAL PROFILE ENTRY	0.94	0.93	0.94	0.96	0.98
3 WKEND SEASONAL PROFILE ENTRY	0.94	0.93	0.94	0.96	0.98

SEASONAL PROFILE 22 TPOOL_32

SEASONS	1 JANUARY	2 FEBRUARY	3 MARCH	4 APRIL	5 MAY	6 JUNE	7 JULY
SUBPERIODS							
1 WKDAY SEASONAL PROFILE ENTRY	1.00	0.99	0.96	0.93	0.93	0.93	0.94
2 WKNIGHT SEASONAL PROFILE ENTRY	1.00	0.99	0.96	0.93	0.93	0.93	0.94
3 WKEND SEASONAL PROFILE ENTRY	1.00	0.99	0.96	0.93	0.93	0.93	0.94

SEASONAL PROFILE 22 TPOOL_32

SEASONS	8 AUGUST	9 SEPTEMBR	10 OCTOBER	11 NOVEMBER	12 DECEMBER
SUBPERIODS					
1 WKDAY SEASONAL PROFILE ENTRY	0.94	0.93	0.94	0.96	0.98
2 WKNIGHT SEASONAL PROFILE ENTRY	0.94	0.93	0.94	0.96	0.98
3 WKEND SEASONAL PROFILE ENTRY	0.94	0.93	0.94	0.96	0.98

SEASONAL PROFILE 23 TPOOL_33

SEASONS	1 JANUARY	2 FEBRUARY	3 MARCH	4 APRIL	5 MAY	6 JUNE	7 JULY
SUBPERIODS							
1 WKDAY SEASONAL PROFILE ENTRY	1.00	0.99	0.96	0.94	0.93	0.93	0.94
2 WKNIGHT SEASONAL PROFILE ENTRY	1.00	0.99	0.96	0.94	0.93	0.93	0.94
3 WKEND SEASONAL PROFILE ENTRY	1.00	0.99	0.96	0.94	0.93	0.93	0.94

SEASONAL PROFILE 23 TPOOL_33

SEASONS	8 AUGUST	9 SEPTEMBR	10 OCTOBER	11 NOVEMBER	12 DECEMBER
SUBPERIODS					
1 WKDAY SEASONAL PROFILE ENTRY	0.94	0.93	0.94	0.97	0.98
2 WKNIGHT SEASONAL PROFILE ENTRY	0.94	0.93	0.94	0.97	0.98
3 WKEND SEASONAL PROFILE ENTRY	0.94	0.93	0.94	0.97	0.98

SEASONAL PROFILE 24 TPOOL_34

SEASONS	1 JANUARY	2 FEBRUARY	3 MARCH	4 APRIL	5 MAY	6 JUNE	7 JULY

SUBPERIODS

1 WKDAY							
SEASONAL PROFILE ENTRY	1.00	0.99	0.96	0.94	0.93	0.93	0.94
2 WKNIGHT							
SEASONAL PROFILE ENTRY	1.00	0.99	0.96	0.94	0.93	0.93	0.94
3 WKEND							
SEASONAL PROFILE ENTRY	1.00	0.99	0.96	0.94	0.93	0.93	0.94

SEASONAL PROFILE 24 TPOOL_34

SEASONS	8 AUGUST	9 SEPTEMBR	10 OCTOBER	11 NOVEMBER	12 DECEMBER
SUBPERIODS					
1 WKDAY					
SEASONAL PROFILE ENTRY	0.94	0.93	0.94	0.97	0.98
2 WKNIGHT					
SEASONAL PROFILE ENTRY	0.94	0.93	0.94	0.97	0.98
3 WKEND					
SEASONAL PROFILE ENTRY	0.94	0.93	0.94	0.97	0.98

SEASONAL PROFILE 25 TPOOL_35

SEASONS	1 JANUARY	2 FEBRUARY	3 MARCH	4 APRIL	5 MAY	6 JUNE	7 JULY
SUBPERIODS							
1 WKDAY							
SEASONAL PROFILE ENTRY	1.00	0.99	0.96	0.94	0.93	0.93	0.94
2 WKNIGHT							
SEASONAL PROFILE ENTRY	1.00	0.99	0.96	0.94	0.93	0.93	0.94
3 WKEND							
SEASONAL PROFILE ENTRY	1.00	0.99	0.96	0.94	0.93	0.93	0.94

SEASONAL PROFILE 25 TPOOL_35

SEASONS	8 AUGUST	9 SEPTEMBR	10 OCTOBER	11 NOVEMBER	12 DECEMBER
SUBPERIODS					
1 WKDAY					
SEASONAL PROFILE ENTRY	0.94	0.93	0.94	0.97	0.98
2 WKNIGHT					
SEASONAL PROFILE ENTRY	0.94	0.93	0.94	0.97	0.98
3 WKEND					
SEASONAL PROFILE ENTRY	0.94	0.93	0.94	0.97	0.98

AEP EAST
GENERATION AND FUEL MODULE
INPUT SUMMARY REPORT

QUALIFIER = GAF.INPUT.PARAMETERS.

SEASONAL PROFILE 26 TPOOL_36

SEASONS	1 JANUARY	2 FEBRUARY	3 MARCH	4 APRIL	5 MAY	6 JUNE	7 JULY
SUBPERIODS							
1 WKDAY SEASONAL PROFILE ENTRY	1.00	0.99	0.97	0.94	0.93	0.93	0.94
2 WKNIGHT SEASONAL PROFILE ENTRY	1.00	0.99	0.97	0.94	0.93	0.93	0.94
3 WKEND SEASONAL PROFILE ENTRY	1.00	0.99	0.97	0.94	0.93	0.93	0.94

SEASONAL PROFILE 26 TPOOL_36

SEASONS	8 AUGUST	9 SEPTEMBR	10 OCTOBER	11 NOVEMBER	12 DECEMBER
SUBPERIODS					
1 WKDAY SEASONAL PROFILE ENTRY	0.94	0.94	0.94	0.97	0.98
2 WKNIGHT SEASONAL PROFILE ENTRY	0.94	0.94	0.94	0.97	0.98
3 WKEND SEASONAL PROFILE ENTRY	0.94	0.94	0.94	0.97	0.98

SEASONAL PROFILE 27 TPOOL_37

SEASONS	1 JANUARY	2 FEBRUARY	3 MARCH	4 APRIL	5 MAY	6 JUNE	7 JULY
SUBPERIODS							
1 WKDAY SEASONAL PROFILE ENTRY	1.00	0.99	0.97	0.94	0.94	0.94	0.94
2 WKNIGHT SEASONAL PROFILE ENTRY	1.00	0.99	0.97	0.94	0.94	0.94	0.94
3 WKEND SEASONAL PROFILE ENTRY	1.00	0.99	0.97	0.94	0.94	0.94	0.94

SEASONAL PROFILE 27 TPOOL_37

SEASONS	8 AUGUST	9 SEPTEMBR	10 OCTOBER	11 NOVEMBER	12 DECEMBER
SUBPERIODS					
1 WKDAY SEASONAL PROFILE ENTRY	0.94	0.94	0.94	0.97	0.98
2 WKNIGHT SEASONAL PROFILE ENTRY	0.94	0.94	0.94	0.97	0.98
3 WKEND SEASONAL PROFILE ENTRY	0.94	0.94	0.94	0.97	0.98

SEASONAL PROFILE 28 TPOOL_38

SEASONS	1 JANUARY	2 FEBRUARY	3 MARCH	4 APRIL	5 MAY	6 JUNE	7 JULY
SUBPERIODS							
1 WKDAY SEASONAL PROFILE ENTRY	1.00	0.99	0.97	0.94	0.94	0.94	0.94
2 WKNIGHT SEASONAL PROFILE ENTRY	1.00	0.99	0.97	0.94	0.94	0.94	0.94
3 WKEND SEASONAL PROFILE ENTRY	1.00	0.99	0.97	0.94	0.94	0.94	0.94

SEASONAL PROFILE 28 TPOOL_38

SEASONS	8 AUGUST	9 SEPTEMBR	10 OCTOBER	11 NOVEMBER	12 DECEMBER
SUBPERIODS					
1 WKDAY SEASONAL PROFILE ENTRY	0.94	0.94	0.94	0.97	0.99
2 WKNIGHT SEASONAL PROFILE ENTRY	0.94	0.94	0.94	0.97	0.99
3 WKEND SEASONAL PROFILE ENTRY	0.94	0.94	0.94	0.97	0.99

SEASONAL PROFILE 29 TPOOL_39

SEASONS	1 JANUARY	2 FEBRUARY	3 MARCH	4 APRIL	5 MAY	6 JUNE	7 JULY

SUBPERIODS

1 WKDAY							
SEASONAL PROFILE ENTRY	1.00	0.99	0.97	0.94	0.94	0.94	0.95
2 WKNIGHT							
SEASONAL PROFILE ENTRY	1.00	0.99	0.97	0.94	0.94	0.94	0.95
3 WKEND							
SEASONAL PROFILE ENTRY	1.00	0.99	0.97	0.94	0.94	0.94	0.95

SEASONAL PROFILE 29 TPOOL_39

SEASONS	8	9	10	11	12
	AUGUST	SEPTEMBR	OCTOBER	NOVEMBER	DECEMBER
SUBPERIODS					
1 WKDAY					
SEASONAL PROFILE ENTRY	0.94	0.94	0.94	0.97	0.99
2 WKNIGHT					
SEASONAL PROFILE ENTRY	0.94	0.94	0.94	0.97	0.99
3 WKEND					
SEASONAL PROFILE ENTRY	0.94	0.94	0.94	0.97	0.99

SEASONAL PROFILE 30 TPOOL_40

SEASONS	1	2	3	4	5	6	7
	JANUARY	FEBRUARY	MARCH	APRIL	MAY	JUNE	JULY
SUBPERIODS							
1 WKDAY							
SEASONAL PROFILE ENTRY	1.00	0.99	0.97	0.95	0.94	0.94	0.95
2 WKNIGHT							
SEASONAL PROFILE ENTRY	1.00	0.99	0.97	0.95	0.94	0.94	0.95
3 WKEND							
SEASONAL PROFILE ENTRY	1.00	0.99	0.97	0.95	0.94	0.94	0.95

SEASONAL PROFILE 30 TPOOL_40

SEASONS	8	9	10	11	12
	AUGUST	SEPTEMBR	OCTOBER	NOVEMBER	DECEMBER
SUBPERIODS					
1 WKDAY					
SEASONAL PROFILE ENTRY	0.95	0.94	0.95	0.97	0.99
2 WKNIGHT					
SEASONAL PROFILE ENTRY	0.95	0.94	0.95	0.97	0.99
3 WKEND					
SEASONAL PROFILE ENTRY	0.95	0.94	0.95	0.97	0.99

AEP EAST
GENERATION AND FUEL MODULE
INPUT SUMMARY REPORT

QUALIFIER = GAF.INPUT.PARAMETERS.

SEASONAL PROFILE 31 TDELV_11

SEASONS	1 JANUARY	2 FEBRUARY	3 MARCH	4 APRIL	5 MAY	6 JUNE	7 JULY
SUBPERIODS							
1 WKDAY SEASONAL PROFILE ENTRY	1.00	0.99	0.95	0.90	0.89	0.89	0.91
2 WKNIGHT SEASONAL PROFILE ENTRY	1.00	0.99	0.95	0.90	0.89	0.89	0.91
3 WKEND SEASONAL PROFILE ENTRY	1.00	0.99	0.95	0.90	0.89	0.89	0.91

SEASONAL PROFILE 31 TDELV_11

SEASONS	8 AUGUST	9 SEPTEMBR	10 OCTOBER	11 NOVEMBER	12 DECEMBER
SUBPERIODS					
1 WKDAY SEASONAL PROFILE ENTRY	0.91	0.90	0.90	0.94	0.96
2 WKNIGHT SEASONAL PROFILE ENTRY	0.91	0.90	0.90	0.94	0.96
3 WKEND SEASONAL PROFILE ENTRY	0.91	0.90	0.90	0.94	0.96

SEASONAL PROFILE 32 TDELV_12

SEASONS	1 JANUARY	2 FEBRUARY	3 MARCH	4 APRIL	5 MAY	6 JUNE	7 JULY
SUBPERIODS							
1 WKDAY SEASONAL PROFILE ENTRY	1.00	0.98	0.94	0.89	0.88	0.88	0.90
2 WKNIGHT SEASONAL PROFILE ENTRY	1.00	0.98	0.94	0.89	0.88	0.88	0.90
3 WKEND SEASONAL PROFILE ENTRY	1.00	0.98	0.94	0.89	0.88	0.88	0.90

SEASONAL PROFILE 32 TDELV_12

SEASONS	8 AUGUST	9 SEPTEMBR	10 OCTOBER	11 NOVEMBER	12 DECEMBER
SUBPERIODS					
1 WKDAY SEASONAL PROFILE ENTRY	0.90	0.88	0.90	0.94	0.96
2 WKNIGHT SEASONAL PROFILE ENTRY	0.90	0.88	0.90	0.94	0.96
3 WKEND SEASONAL PROFILE ENTRY	0.90	0.88	0.90	0.94	0.96

SEASONAL PROFILE 33 TDELV_13

SEASONS	1 JANUARY	2 FEBRUARY	3 MARCH	4 APRIL	5 MAY	6 JUNE	7 JULY
SUBPERIODS							
1 WKDAY SEASONAL PROFILE ENTRY	1.00	0.98	0.94	0.90	0.88	0.89	0.90
2 WKNIGHT SEASONAL PROFILE ENTRY	1.00	0.98	0.94	0.90	0.88	0.89	0.90
3 WKEND SEASONAL PROFILE ENTRY	1.00	0.98	0.94	0.90	0.88	0.89	0.90

SEASONAL PROFILE 33 TDELV_13

SEASONS	8 AUGUST	9 SEPTEMBR	10 OCTOBER	11 NOVEMBER	12 DECEMBER
SUBPERIODS					
1 WKDAY SEASONAL PROFILE ENTRY	0.90	0.89	0.90	0.94	0.97
2 WKNIGHT SEASONAL PROFILE ENTRY	0.90	0.89	0.90	0.94	0.97
3 WKEND SEASONAL PROFILE ENTRY	0.90	0.89	0.90	0.94	0.97

SEASONAL PROFILE 34 TDELV_14

SEASONS	1 JANUARY	2 FEBRUARY	3 MARCH	4 APRIL	5 MAY	6 JUNE	7 JULY

SUBPERIODS

1 WKDAY							
SEASONAL PROFILE ENTRY	1.00	0.98	0.95	0.90	0.89	0.90	0.91
2 WKNIGHT							
SEASONAL PROFILE ENTRY	1.00	0.98	0.95	0.90	0.89	0.90	0.91
3 WKEND							
SEASONAL PROFILE ENTRY	1.00	0.98	0.95	0.90	0.89	0.90	0.91

SEASONAL PROFILE 34 TDELV_14

SEASONS	8	9	10	11	12
	AUGUST	SEPTEMBR	OCTOBER	NOVEMBER	DECEMBER

SUBPERIODS

1 WKDAY					
SEASONAL PROFILE ENTRY	0.91	0.90	0.91	0.95	0.97
2 WKNIGHT					
SEASONAL PROFILE ENTRY	0.91	0.90	0.91	0.95	0.97
3 WKEND					
SEASONAL PROFILE ENTRY	0.91	0.90	0.91	0.95	0.97

SEASONAL PROFILE 35 TDELV_15

SEASONS	1	2	3	4	5	6	7
	JANUARY	FEBRUARY	MARCH	APRIL	MAY	JUNE	JULY

SUBPERIODS

1 WKDAY							
SEASONAL PROFILE ENTRY	1.00	0.99	0.95	0.90	0.89	0.90	0.91
2 WKNIGHT							
SEASONAL PROFILE ENTRY	1.00	0.99	0.95	0.90	0.89	0.90	0.91
3 WKEND							
SEASONAL PROFILE ENTRY	1.00	0.99	0.95	0.90	0.89	0.90	0.91

SEASONAL PROFILE 35 TDELV_15

SEASONS	8	9	10	11	12
	AUGUST	SEPTEMBR	OCTOBER	NOVEMBER	DECEMBER

SUBPERIODS

1 WKDAY					
SEASONAL PROFILE ENTRY	0.91	0.90	0.91	0.95	0.97
2 WKNIGHT					
SEASONAL PROFILE ENTRY	0.91	0.90	0.91	0.95	0.97
3 WKEND					
SEASONAL PROFILE ENTRY	0.91	0.90	0.91	0.95	0.97

AEP EAST
GENERATION AND FUEL MODULE
INPUT SUMMARY REPORT

QUALIFIER = GAF.INPUT.PARAMETERS.

SEASONAL PROFILE 36 TDELV_16

SEASONS	1 JANUARY	2 FEBRUARY	3 MARCH	4 APRIL	5 MAY	6 JUNE	7 JULY
SUBPERIODS							
1 WKDAY SEASONAL PROFILE ENTRY	1.00	0.99	0.95	0.91	0.90	0.90	0.92
2 WKNIGHT SEASONAL PROFILE ENTRY	1.00	0.99	0.95	0.91	0.90	0.90	0.92
3 WKEND SEASONAL PROFILE ENTRY	1.00	0.99	0.95	0.91	0.90	0.90	0.92

SEASONAL PROFILE 36 TDELV_16

SEASONS	8 AUGUST	9 SEPTEMBR	10 OCTOBER	11 NOVEMBER	12 DECEMBER
SUBPERIODS					
1 WKDAY SEASONAL PROFILE ENTRY	0.92	0.91	0.92	0.95	0.97
2 WKNIGHT SEASONAL PROFILE ENTRY	0.92	0.91	0.92	0.95	0.97
3 WKEND SEASONAL PROFILE ENTRY	0.92	0.91	0.92	0.95	0.97

SEASONAL PROFILE 37 TDELV_17

SEASONS	1 JANUARY	2 FEBRUARY	3 MARCH	4 APRIL	5 MAY	6 JUNE	7 JULY
SUBPERIODS							
1 WKDAY SEASONAL PROFILE ENTRY	1.00	0.99	0.95	0.91	0.90	0.90	0.92
2 WKNIGHT SEASONAL PROFILE ENTRY	1.00	0.99	0.95	0.91	0.90	0.90	0.92
3 WKEND SEASONAL PROFILE ENTRY	1.00	0.99	0.95	0.91	0.90	0.90	0.92

SEASONAL PROFILE 37 TDELV_17

SEASONS	8 AUGUST	9 SEPTEMBR	10 OCTOBER	11 NOVEMBER	12 DECEMBER
SUBPERIODS					
1 WKDAY SEASONAL PROFILE ENTRY	0.92	0.91	0.92	0.95	0.98
2 WKNIGHT SEASONAL PROFILE ENTRY	0.92	0.91	0.92	0.95	0.98
3 WKEND SEASONAL PROFILE ENTRY	0.92	0.91	0.92	0.95	0.98

SEASONAL PROFILE 38 TDELV_18

SEASONS	1 JANUARY	2 FEBRUARY	3 MARCH	4 APRIL	5 MAY	6 JUNE	7 JULY
SUBPERIODS							
1 WKDAY SEASONAL PROFILE ENTRY	1.00	0.99	0.95	0.92	0.90	0.91	0.92
2 WKNIGHT SEASONAL PROFILE ENTRY	1.00	0.99	0.95	0.92	0.90	0.91	0.92
3 WKEND SEASONAL PROFILE ENTRY	1.00	0.99	0.95	0.92	0.90	0.91	0.92

SEASONAL PROFILE 38 TDELV_18

SEASONS	8 AUGUST	9 SEPTEMBR	10 OCTOBER	11 NOVEMBER	12 DECEMBER
SUBPERIODS					
1 WKDAY SEASONAL PROFILE ENTRY	0.92	0.91	0.92	0.95	0.97
2 WKNIGHT SEASONAL PROFILE ENTRY	0.92	0.91	0.92	0.95	0.97
3 WKEND SEASONAL PROFILE ENTRY	0.92	0.91	0.92	0.95	0.97

SEASONAL PROFILE 39 TDELV_19

SEASONS	1 JANUARY	2 FEBRUARY	3 MARCH	4 APRIL	5 MAY	6 JUNE	7 JULY

SUBPERIODS

1 WKDAY							
SEASONAL PROFILE ENTRY	1.00	0.99	0.95	0.92	0.91	0.91	0.92
2 WKNIGHT							
SEASONAL PROFILE ENTRY	1.00	0.99	0.95	0.92	0.91	0.91	0.92
3 WKEND							
SEASONAL PROFILE ENTRY	1.00	0.99	0.95	0.92	0.91	0.91	0.92

SEASONAL PROFILE 39 TDELV_19

SEASONS	8	9	10	11	12
	AUGUST	SEPTEMBR	OCTOBER	NOVEMBER	DECEMBER
SUBPERIODS					
1 WKDAY					
SEASONAL PROFILE ENTRY	0.92	0.91	0.92	0.96	0.98
2 WKNIGHT					
SEASONAL PROFILE ENTRY	0.92	0.91	0.92	0.96	0.98
3 WKEND					
SEASONAL PROFILE ENTRY	0.92	0.91	0.92	0.96	0.98

SEASONAL PROFILE 40 TDELV_20

SEASONS	1	2	3	4	5	6	7
	JANUARY	FEBRUARY	MARCH	APRIL	MAY	JUNE	JULY
SUBPERIODS							
1 WKDAY							
SEASONAL PROFILE ENTRY	1.00	0.99	0.95	0.92	0.91	0.91	0.92
2 WKNIGHT							
SEASONAL PROFILE ENTRY	1.00	0.99	0.95	0.92	0.91	0.91	0.92
3 WKEND							
SEASONAL PROFILE ENTRY	1.00	0.99	0.95	0.92	0.91	0.91	0.92

SEASONAL PROFILE 40 TDELV_20

SEASONS	8	9	10	11	12
	AUGUST	SEPTEMBR	OCTOBER	NOVEMBER	DECEMBER
SUBPERIODS					
1 WKDAY					
SEASONAL PROFILE ENTRY	0.92	0.91	0.92	0.96	0.98
2 WKNIGHT					
SEASONAL PROFILE ENTRY	0.92	0.91	0.92	0.96	0.98
3 WKEND					
SEASONAL PROFILE ENTRY	0.92	0.91	0.92	0.96	0.98

AEP EAST
GENERATION AND FUEL MODULE
INPUT SUMMARY REPORT

QUALIFIER = GAF.INPUT.PARAMETERS.

SEASONAL PROFILE 41 TDELV_21

SEASONS	1 JANUARY	2 FEBRUARY	3 MARCH	4 APRIL	5 MAY	6 JUNE	7 JULY
SUBPERIODS							
1 WKDAY SEASONAL PROFILE ENTRY	1.00	0.99	0.95	0.92	0.91	0.91	0.92
2 WKNIGHT SEASONAL PROFILE ENTRY	1.00	0.99	0.95	0.92	0.91	0.91	0.92
3 WKEND SEASONAL PROFILE ENTRY	1.00	0.99	0.95	0.92	0.91	0.91	0.92

SEASONAL PROFILE 41 TDELV_21

SEASONS	8 AUGUST	9 SEPTEMBR	10 OCTOBER	11 NOVEMBER	12 DECEMBER
SUBPERIODS					
1 WKDAY SEASONAL PROFILE ENTRY	0.92	0.92	0.92	0.96	0.98
2 WKNIGHT SEASONAL PROFILE ENTRY	0.92	0.92	0.92	0.96	0.98
3 WKEND SEASONAL PROFILE ENTRY	0.92	0.92	0.92	0.96	0.98

SEASONAL PROFILE 42 TDELV_22

SEASONS	1 JANUARY	2 FEBRUARY	3 MARCH	4 APRIL	5 MAY	6 JUNE	7 JULY
SUBPERIODS							
1 WKDAY SEASONAL PROFILE ENTRY	1.00	0.99	0.95	0.92	0.91	0.91	0.93
2 WKNIGHT SEASONAL PROFILE ENTRY	1.00	0.99	0.95	0.92	0.91	0.91	0.93
3 WKEND SEASONAL PROFILE ENTRY	1.00	0.99	0.95	0.92	0.91	0.91	0.93

SEASONAL PROFILE 42 TDELV_22

SEASONS	8 AUGUST	9 SEPTEMBR	10 OCTOBER	11 NOVEMBER	12 DECEMBER
SUBPERIODS					
1 WKDAY SEASONAL PROFILE ENTRY	0.92	0.92	0.92	0.96	0.98
2 WKNIGHT SEASONAL PROFILE ENTRY	0.92	0.92	0.92	0.96	0.98
3 WKEND SEASONAL PROFILE ENTRY	0.92	0.92	0.92	0.96	0.98

SEASONAL PROFILE 43 TDELV_23

SEASONS	1 JANUARY	2 FEBRUARY	3 MARCH	4 APRIL	5 MAY	6 JUNE	7 JULY
SUBPERIODS							
1 WKDAY SEASONAL PROFILE ENTRY	1.00	0.99	0.96	0.92	0.91	0.91	0.93
2 WKNIGHT SEASONAL PROFILE ENTRY	1.00	0.99	0.96	0.92	0.91	0.91	0.93
3 WKEND SEASONAL PROFILE ENTRY	1.00	0.99	0.96	0.92	0.91	0.91	0.93

SEASONAL PROFILE 43 TDELV_23

SEASONS	8 AUGUST	9 SEPTEMBR	10 OCTOBER	11 NOVEMBER	12 DECEMBER
SUBPERIODS					
1 WKDAY SEASONAL PROFILE ENTRY	0.92	0.92	0.92	0.96	0.98
2 WKNIGHT SEASONAL PROFILE ENTRY	0.92	0.92	0.92	0.96	0.98
3 WKEND SEASONAL PROFILE ENTRY	0.92	0.92	0.92	0.96	0.98

SEASONAL PROFILE 44 TDELV_24

SEASONS	1 JANUARY	2 FEBRUARY	3 MARCH	4 APRIL	5 MAY	6 JUNE	7 JULY

SUBPERIODS

1 WKDAY							
SEASONAL PROFILE ENTRY	1.00	0.99	0.96	0.93	0.92	0.92	0.93
2 WKNIGHT							
SEASONAL PROFILE ENTRY	1.00	0.99	0.96	0.93	0.92	0.92	0.93
3 WKEND							
SEASONAL PROFILE ENTRY	1.00	0.99	0.96	0.93	0.92	0.92	0.93

SEASONAL PROFILE 44 TDELV_24

SEASONS	8	9	10	11	12
	AUGUST	SEPTEMBR	OCTOBER	NOVEMBER	DECEMBER
SUBPERIODS					
1 WKDAY					
SEASONAL PROFILE ENTRY	0.93	0.92	0.93	0.96	0.98
2 WKNIGHT					
SEASONAL PROFILE ENTRY	0.93	0.92	0.93	0.96	0.98
3 WKEND					
SEASONAL PROFILE ENTRY	0.93	0.92	0.93	0.96	0.98

SEASONAL PROFILE 45 TDELV_25

SEASONS	1	2	3	4	5	6	7
	JANUARY	FEBRUARY	MARCH	APRIL	MAY	JUNE	JULY
SUBPERIODS							
1 WKDAY							
SEASONAL PROFILE ENTRY	1.00	0.99	0.96	0.93	0.92	0.92	0.93
2 WKNIGHT							
SEASONAL PROFILE ENTRY	1.00	0.99	0.96	0.93	0.92	0.92	0.93
3 WKEND							
SEASONAL PROFILE ENTRY	1.00	0.99	0.96	0.93	0.92	0.92	0.93

SEASONAL PROFILE 45 TDELV_25

SEASONS	8	9	10	11	12
	AUGUST	SEPTEMBR	OCTOBER	NOVEMBER	DECEMBER
SUBPERIODS					
1 WKDAY					
SEASONAL PROFILE ENTRY	0.93	0.92	0.93	0.96	0.98
2 WKNIGHT					
SEASONAL PROFILE ENTRY	0.93	0.92	0.93	0.96	0.98
3 WKEND					
SEASONAL PROFILE ENTRY	0.93	0.92	0.93	0.96	0.98

AEP EAST
GENERATION AND FUEL MODULE
INPUT SUMMARY REPORT

QUALIFIER = GAF.INPUT.PARAMETERS.

SEASONAL PROFILE 46 TDELV_26

SEASONS	1 JANUARY	2 FEBRUARY	3 MARCH	4 APRIL	5 MAY	6 JUNE	7 JULY
SUBPERIODS							
1 WKDAY SEASONAL PROFILE ENTRY	1.00	0.99	0.96	0.93	0.92	0.92	0.93
2 WKNIGHT SEASONAL PROFILE ENTRY	1.00	0.99	0.96	0.93	0.92	0.92	0.93
3 WKEND SEASONAL PROFILE ENTRY	1.00	0.99	0.96	0.93	0.92	0.92	0.93

SEASONAL PROFILE 46 TDELV_26

SEASONS	8 AUGUST	9 SEPTEMBR	10 OCTOBER	11 NOVEMBER	12 DECEMBER
SUBPERIODS					
1 WKDAY SEASONAL PROFILE ENTRY	0.93	0.92	0.93	0.96	0.98
2 WKNIGHT SEASONAL PROFILE ENTRY	0.93	0.92	0.93	0.96	0.98
3 WKEND SEASONAL PROFILE ENTRY	0.93	0.92	0.93	0.96	0.98

SEASONAL PROFILE 47 TDELV_27

SEASONS	1 JANUARY	2 FEBRUARY	3 MARCH	4 APRIL	5 MAY	6 JUNE	7 JULY
SUBPERIODS							
1 WKDAY SEASONAL PROFILE ENTRY	1.00	0.99	0.96	0.93	0.92	0.92	0.93
2 WKNIGHT SEASONAL PROFILE ENTRY	1.00	0.99	0.96	0.93	0.92	0.92	0.93
3 WKEND SEASONAL PROFILE ENTRY	1.00	0.99	0.96	0.93	0.92	0.92	0.93

SEASONAL PROFILE 47 TDELV_27

SEASONS	8 AUGUST	9 SEPTEMBR	10 OCTOBER	11 NOVEMBER	12 DECEMBER
SUBPERIODS					
1 WKDAY SEASONAL PROFILE ENTRY	0.93	0.92	0.93	0.96	0.98
2 WKNIGHT SEASONAL PROFILE ENTRY	0.93	0.92	0.93	0.96	0.98
3 WKEND SEASONAL PROFILE ENTRY	0.93	0.92	0.93	0.96	0.98

SEASONAL PROFILE 48 TDELV_28

SEASONS	1 JANUARY	2 FEBRUARY	3 MARCH	4 APRIL	5 MAY	6 JUNE	7 JULY
SUBPERIODS							
1 WKDAY SEASONAL PROFILE ENTRY	1.00	0.99	0.96	0.93	0.92	0.92	0.94
2 WKNIGHT SEASONAL PROFILE ENTRY	1.00	0.99	0.96	0.93	0.92	0.92	0.94
3 WKEND SEASONAL PROFILE ENTRY	1.00	0.99	0.96	0.93	0.92	0.92	0.94

SEASONAL PROFILE 48 TDELV_28

SEASONS	8 AUGUST	9 SEPTEMBR	10 OCTOBER	11 NOVEMBER	12 DECEMBER
SUBPERIODS					
1 WKDAY SEASONAL PROFILE ENTRY	0.93	0.93	0.93	0.96	0.98
2 WKNIGHT SEASONAL PROFILE ENTRY	0.93	0.93	0.93	0.96	0.98
3 WKEND SEASONAL PROFILE ENTRY	0.93	0.93	0.93	0.96	0.98

SEASONAL PROFILE 49 TDELV_29

SEASONS	1 JANUARY	2 FEBRUARY	3 MARCH	4 APRIL	5 MAY	6 JUNE	7 JULY

SUBPERIODS

1 WKDAY							
SEASONAL PROFILE ENTRY	1.00	0.99	0.96	0.93	0.92	0.93	0.94
2 WKNIGHT							
SEASONAL PROFILE ENTRY	1.00	0.99	0.96	0.93	0.92	0.93	0.94
3 WKEND							
SEASONAL PROFILE ENTRY	1.00	0.99	0.96	0.93	0.92	0.93	0.94

SEASONAL PROFILE 49 TDELV_29

SEASONS	8	9	10	11	12
	AUGUST	SEPTEMBR	OCTOBER	NOVEMBER	DECEMBER

SUBPERIODS

1 WKDAY					
SEASONAL PROFILE ENTRY	0.94	0.93	0.94	0.96	0.98
2 WKNIGHT					
SEASONAL PROFILE ENTRY	0.94	0.93	0.94	0.96	0.98
3 WKEND					
SEASONAL PROFILE ENTRY	0.94	0.93	0.94	0.96	0.98

SEASONAL PROFILE 50 TDELV_30

SEASONS	1	2	3	4	5	6	7
	JANUARY	FEBRUARY	MARCH	APRIL	MAY	JUNE	JULY

SUBPERIODS

1 WKDAY							
SEASONAL PROFILE ENTRY	1.00	0.99	0.96	0.93	0.93	0.93	0.94
2 WKNIGHT							
SEASONAL PROFILE ENTRY	1.00	0.99	0.96	0.93	0.93	0.93	0.94
3 WKEND							
SEASONAL PROFILE ENTRY	1.00	0.99	0.96	0.93	0.93	0.93	0.94

SEASONAL PROFILE 50 TDELV_30

SEASONS	8	9	10	11	12
	AUGUST	SEPTEMBR	OCTOBER	NOVEMBER	DECEMBER

SUBPERIODS

1 WKDAY					
SEASONAL PROFILE ENTRY	0.94	0.93	0.94	0.96	0.98
2 WKNIGHT					
SEASONAL PROFILE ENTRY	0.94	0.93	0.94	0.96	0.98
3 WKEND					
SEASONAL PROFILE ENTRY	0.94	0.93	0.94	0.96	0.98

AEP EAST
GENERATION AND FUEL MODULE
INPUT SUMMARY REPORT

QUALIFIER = GAF.INPUT.PARAMETERS.

SEASONAL PROFILE 51 TDELV_31

SEASONS	1 JANUARY	2 FEBRUARY	3 MARCH	4 APRIL	5 MAY	6 JUNE	7 JULY
SUBPERIODS							
1 WKDAY SEASONAL PROFILE ENTRY	1.00	0.99	0.96	0.93	0.93	0.93	0.94
2 WKNIGHT SEASONAL PROFILE ENTRY	1.00	0.99	0.96	0.93	0.93	0.93	0.94
3 WKEND SEASONAL PROFILE ENTRY	1.00	0.99	0.96	0.93	0.93	0.93	0.94

SEASONAL PROFILE 51 TDELV_31

SEASONS	8 AUGUST	9 SEPTEMBR	10 OCTOBER	11 NOVEMBER	12 DECEMBER
SUBPERIODS					
1 WKDAY SEASONAL PROFILE ENTRY	0.94	0.93	0.94	0.96	0.98
2 WKNIGHT SEASONAL PROFILE ENTRY	0.94	0.93	0.94	0.96	0.98
3 WKEND SEASONAL PROFILE ENTRY	0.94	0.93	0.94	0.96	0.98

SEASONAL PROFILE 52 TDELV_32

SEASONS	1 JANUARY	2 FEBRUARY	3 MARCH	4 APRIL	5 MAY	6 JUNE	7 JULY
SUBPERIODS							
1 WKDAY SEASONAL PROFILE ENTRY	1.00	0.99	0.96	0.94	0.93	0.93	0.94
2 WKNIGHT SEASONAL PROFILE ENTRY	1.00	0.99	0.96	0.94	0.93	0.93	0.94
3 WKEND SEASONAL PROFILE ENTRY	1.00	0.99	0.96	0.94	0.93	0.93	0.94

SEASONAL PROFILE 52 TDELV_32

SEASONS	8 AUGUST	9 SEPTEMBR	10 OCTOBER	11 NOVEMBER	12 DECEMBER
SUBPERIODS					
1 WKDAY SEASONAL PROFILE ENTRY	0.94	0.93	0.94	0.96	0.98
2 WKNIGHT SEASONAL PROFILE ENTRY	0.94	0.93	0.94	0.96	0.98
3 WKEND SEASONAL PROFILE ENTRY	0.94	0.93	0.94	0.96	0.98

SEASONAL PROFILE 53 TDELV_33

SEASONS	1 JANUARY	2 FEBRUARY	3 MARCH	4 APRIL	5 MAY	6 JUNE	7 JULY
SUBPERIODS							
1 WKDAY SEASONAL PROFILE ENTRY	1.00	0.99	0.96	0.94	0.93	0.93	0.94
2 WKNIGHT SEASONAL PROFILE ENTRY	1.00	0.99	0.96	0.94	0.93	0.93	0.94
3 WKEND SEASONAL PROFILE ENTRY	1.00	0.99	0.96	0.94	0.93	0.93	0.94

SEASONAL PROFILE 53 TDELV_33

SEASONS	8 AUGUST	9 SEPTEMBR	10 OCTOBER	11 NOVEMBER	12 DECEMBER
SUBPERIODS					
1 WKDAY SEASONAL PROFILE ENTRY	0.94	0.93	0.94	0.96	0.98
2 WKNIGHT SEASONAL PROFILE ENTRY	0.94	0.93	0.94	0.96	0.98
3 WKEND SEASONAL PROFILE ENTRY	0.94	0.93	0.94	0.96	0.98

SEASONAL PROFILE 54 TDELV_34

SEASONS	1 JANUARY	2 FEBRUARY	3 MARCH	4 APRIL	5 MAY	6 JUNE	7 JULY

SUBPERIODS

1 WKDAY							
SEASONAL PROFILE ENTRY	1.00	0.99	0.96	0.94	0.93	0.93	0.94
2 WKNIGHT							
SEASONAL PROFILE ENTRY	1.00	0.99	0.96	0.94	0.93	0.93	0.94
3 WKEND							
SEASONAL PROFILE ENTRY	1.00	0.99	0.96	0.94	0.93	0.93	0.94

SEASONAL PROFILE 54 TDELV_34

SEASONS	8	9	10	11	12
	AUGUST	SEPTEMBR	OCTOBER	NOVEMBER	DECEMBER
SUBPERIODS					
1 WKDAY					
SEASONAL PROFILE ENTRY	0.94	0.93	0.94	0.96	0.98
2 WKNIGHT					
SEASONAL PROFILE ENTRY	0.94	0.93	0.94	0.96	0.98
3 WKEND					
SEASONAL PROFILE ENTRY	0.94	0.93	0.94	0.96	0.98

SEASONAL PROFILE 55 TDELV_35

SEASONS	1	2	3	4	5	6	7
	JANUARY	FEBRUARY	MARCH	APRIL	MAY	JUNE	JULY
SUBPERIODS							
1 WKDAY							
SEASONAL PROFILE ENTRY	1.00	0.99	0.96	0.94	0.93	0.93	0.94
2 WKNIGHT							
SEASONAL PROFILE ENTRY	1.00	0.99	0.96	0.94	0.93	0.93	0.94
3 WKEND							
SEASONAL PROFILE ENTRY	1.00	0.99	0.96	0.94	0.93	0.93	0.94

SEASONAL PROFILE 55 TDELV_35

SEASONS	8	9	10	11	12
	AUGUST	SEPTEMBR	OCTOBER	NOVEMBER	DECEMBER
SUBPERIODS					
1 WKDAY					
SEASONAL PROFILE ENTRY	0.94	0.93	0.94	0.96	0.98
2 WKNIGHT					
SEASONAL PROFILE ENTRY	0.94	0.93	0.94	0.96	0.98
3 WKEND					
SEASONAL PROFILE ENTRY	0.94	0.93	0.94	0.96	0.98

AEP EAST
GENERATION AND FUEL MODULE
INPUT SUMMARY REPORT

QUALIFIER = GAF.INPUT.PARAMETERS.

SEASONAL PROFILE 56 TDELV_36

SEASONS	1 JANUARY	2 FEBRUARY	3 MARCH	4 APRIL	5 MAY	6 JUNE	7 JULY
SUBPERIODS							
1 WKDAY SEASONAL PROFILE ENTRY	1.00	0.99	0.96	0.94	0.93	0.93	0.94
2 WKNIGHT SEASONAL PROFILE ENTRY	1.00	0.99	0.96	0.94	0.93	0.93	0.94
3 WKEND SEASONAL PROFILE ENTRY	1.00	0.99	0.96	0.94	0.93	0.93	0.94

SEASONAL PROFILE 56 TDELV_36

SEASONS	8 AUGUST	9 SEPTEMBR	10 OCTOBER	11 NOVEMBER	12 DECEMBER
SUBPERIODS					
1 WKDAY SEASONAL PROFILE ENTRY	0.94	0.93	0.94	0.96	0.98
2 WKNIGHT SEASONAL PROFILE ENTRY	0.94	0.93	0.94	0.96	0.98
3 WKEND SEASONAL PROFILE ENTRY	0.94	0.93	0.94	0.96	0.98

SEASONAL PROFILE 57 TDELV_37

SEASONS	1 JANUARY	2 FEBRUARY	3 MARCH	4 APRIL	5 MAY	6 JUNE	7 JULY
SUBPERIODS							
1 WKDAY SEASONAL PROFILE ENTRY	1.00	0.99	0.96	0.94	0.93	0.94	0.94
2 WKNIGHT SEASONAL PROFILE ENTRY	1.00	0.99	0.96	0.94	0.93	0.94	0.94
3 WKEND SEASONAL PROFILE ENTRY	1.00	0.99	0.96	0.94	0.93	0.94	0.94

SEASONAL PROFILE 57 TDELV_37

SEASONS	8 AUGUST	9 SEPTEMBR	10 OCTOBER	11 NOVEMBER	12 DECEMBER
SUBPERIODS					
1 WKDAY SEASONAL PROFILE ENTRY	0.94	0.94	0.94	0.97	0.98
2 WKNIGHT SEASONAL PROFILE ENTRY	0.94	0.94	0.94	0.97	0.98
3 WKEND SEASONAL PROFILE ENTRY	0.94	0.94	0.94	0.97	0.98

SEASONAL PROFILE 58 TDELV_38

SEASONS	1 JANUARY	2 FEBRUARY	3 MARCH	4 APRIL	5 MAY	6 JUNE	7 JULY
SUBPERIODS							
1 WKDAY SEASONAL PROFILE ENTRY	1.00	0.99	0.97	0.94	0.94	0.94	0.95
2 WKNIGHT SEASONAL PROFILE ENTRY	1.00	0.99	0.97	0.94	0.94	0.94	0.95
3 WKEND SEASONAL PROFILE ENTRY	1.00	0.99	0.97	0.94	0.94	0.94	0.95

SEASONAL PROFILE 58 TDELV_38

SEASONS	8 AUGUST	9 SEPTEMBR	10 OCTOBER	11 NOVEMBER	12 DECEMBER
SUBPERIODS					
1 WKDAY SEASONAL PROFILE ENTRY	0.95	0.94	0.95	0.97	0.98
2 WKNIGHT SEASONAL PROFILE ENTRY	0.95	0.94	0.95	0.97	0.98
3 WKEND SEASONAL PROFILE ENTRY	0.95	0.94	0.95	0.97	0.98

SEASONAL PROFILE 59 TDELV_39

SEASONS	1 JANUARY	2 FEBRUARY	3 MARCH	4 APRIL	5 MAY	6 JUNE	7 JULY

SUBPERIODS

1 WKDAY							
SEASONAL PROFILE ENTRY	1.00	0.99	0.97	0.94	0.94	0.94	0.95
2 WKNIGHT							
SEASONAL PROFILE ENTRY	1.00	0.99	0.97	0.94	0.94	0.94	0.95
3 WKEND							
SEASONAL PROFILE ENTRY	1.00	0.99	0.97	0.94	0.94	0.94	0.95

SEASONAL PROFILE 59 TDELV_39

SEASONS	8 AUGUST	9 SEPTEMBR	10 OCTOBER	11 NOVEMBER	12 DECEMBER
SUBPERIODS					
1 WKDAY					
SEASONAL PROFILE ENTRY	0.95	0.94	0.95	0.97	0.98
2 WKNIGHT					
SEASONAL PROFILE ENTRY	0.95	0.94	0.95	0.97	0.98
3 WKEND					
SEASONAL PROFILE ENTRY	0.95	0.94	0.95	0.97	0.98

SEASONAL PROFILE 60 TDELV_40

SEASONS	1 JANUARY	2 FEBRUARY	3 MARCH	4 APRIL	5 MAY	6 JUNE	7 JULY
SUBPERIODS							
1 WKDAY							
SEASONAL PROFILE ENTRY	1.00	0.99	0.97	0.94	0.94	0.94	0.95
2 WKNIGHT							
SEASONAL PROFILE ENTRY	1.00	0.99	0.97	0.94	0.94	0.94	0.95
3 WKEND							
SEASONAL PROFILE ENTRY	1.00	0.99	0.97	0.94	0.94	0.94	0.95

SEASONAL PROFILE 60 TDELV_40

SEASONS	8 AUGUST	9 SEPTEMBR	10 OCTOBER	11 NOVEMBER	12 DECEMBER
SUBPERIODS					
1 WKDAY					
SEASONAL PROFILE ENTRY	0.95	0.94	0.95	0.97	0.98
2 WKNIGHT					
SEASONAL PROFILE ENTRY	0.95	0.94	0.95	0.97	0.98
3 WKEND					
SEASONAL PROFILE ENTRY	0.95	0.94	0.95	0.97	0.98

AEP EAST
GENERATION AND FUEL MODULE
INPUT SUMMARY REPORT

QUALIFIER = GAF.INPUT.PARAMETERS.

SEASONAL PROFILE 63 Amos1_11

SEASONS	1 JANUARY	2 FEBRUARY	3 MARCH	4 APRIL	5 MAY	6 JUNE	7 JULY
SUBPERIODS							
1 WKDAY SEASONAL PROFILE ENTRY	1.00	0.99	0.97	0.96	0.96	0.94	0.93
2 WKNIGHT SEASONAL PROFILE ENTRY	1.00	0.99	0.97	0.96	0.96	0.94	0.93
3 WKEND SEASONAL PROFILE ENTRY	1.00	0.99	0.97	0.96	0.96	0.94	0.93

SEASONAL PROFILE 63 Amos1_11

SEASONS	8 AUGUST	9 SEPTEMBR	10 OCTOBER	11 NOVEMBER	12 DECEMBER
SUBPERIODS					
1 WKDAY SEASONAL PROFILE ENTRY	0.92	0.91	0.90	0.87	0.87
2 WKNIGHT SEASONAL PROFILE ENTRY	0.92	0.91	0.90	0.87	0.87
3 WKEND SEASONAL PROFILE ENTRY	0.92	0.91	0.90	0.87	0.87

SEASONAL PROFILE 64 Amos1_12

SEASONS	1 JANUARY	2 FEBRUARY	3 MARCH	4 APRIL	5 MAY	6 JUNE	7 JULY
SUBPERIODS							
1 WKDAY SEASONAL PROFILE ENTRY	0.97	0.97	0.98	0.97	0.97	0.98	0.98
2 WKNIGHT SEASONAL PROFILE ENTRY	0.97	0.97	0.98	0.97	0.97	0.98	0.98
3 WKEND SEASONAL PROFILE ENTRY	0.97	0.97	0.98	0.97	0.97	0.98	0.98

SEASONAL PROFILE 64 Amos1_12

SEASONS	8 AUGUST	9 SEPTEMBR	10 OCTOBER	11 NOVEMBER	12 DECEMBER
SUBPERIODS					
1 WKDAY SEASONAL PROFILE ENTRY	0.98	0.98	0.98	0.99	1.00
2 WKNIGHT SEASONAL PROFILE ENTRY	0.98	0.98	0.98	0.99	1.00
3 WKEND SEASONAL PROFILE ENTRY	0.98	0.98	0.98	0.99	1.00

SEASONAL PROFILE 65 Beck_11

SEASONS	1 JANUARY	2 FEBRUARY	3 MARCH	4 APRIL	5 MAY	6 JUNE	7 JULY
SUBPERIODS							
1 WKDAY SEASONAL PROFILE ENTRY	1.00	1.00	1.00	1.00	1.00	1.00	1.00
2 WKNIGHT SEASONAL PROFILE ENTRY	1.00	1.00	1.00	1.00	1.00	1.00	1.00
3 WKEND SEASONAL PROFILE ENTRY	1.00	1.00	1.00	1.00	1.00	1.00	1.00

SEASONAL PROFILE 65 Beck_11

SEASONS	8 AUGUST	9 SEPTEMBR	10 OCTOBER	11 NOVEMBER	12 DECEMBER
SUBPERIODS					
1 WKDAY SEASONAL PROFILE ENTRY	1.00	1.00	1.00	1.00	1.00
2 WKNIGHT SEASONAL PROFILE ENTRY	1.00	1.00	1.00	1.00	1.00
3 WKEND SEASONAL PROFILE ENTRY	1.00	1.00	1.00	1.00	1.00

SEASONAL PROFILE 66 AM3_11

SEASONS	1 JANUARY	2 FEBRUARY	3 MARCH	4 APRIL	5 MAY	6 JUNE	7 JULY

SUBPERIODS

1 WKDAY							
SEASONAL PROFILE ENTRY	1.00	0.99	0.98	0.97	0.96	0.95	0.93
2 WKNIGHT							
SEASONAL PROFILE ENTRY	1.00	0.99	0.98	0.97	0.96	0.95	0.93
3 WKEND							
SEASONAL PROFILE ENTRY	1.00	0.99	0.98	0.97	0.96	0.95	0.93

SEASONAL PROFILE 66 AM3_11

SEASONS	8	9	10	11	12
	AUGUST	SEPTEMBR	OCTOBER	NOVEMBER	DECEMBER

SUBPERIODS

1 WKDAY					
SEASONAL PROFILE ENTRY	0.92	0.89	0.89	0.89	0.89
2 WKNIGHT					
SEASONAL PROFILE ENTRY	0.92	0.89	0.89	0.89	0.89
3 WKEND					
SEASONAL PROFILE ENTRY	0.92	0.89	0.89	0.89	0.89

SEASONAL PROFILE 67 AM3_12

SEASONS	1	2	3	4	5	6	7
	JANUARY	FEBRUARY	MARCH	APRIL	MAY	JUNE	JULY

SUBPERIODS

1 WKDAY							
SEASONAL PROFILE ENTRY	0.94	0.96	0.98	0.96	0.97	0.98	0.98
2 WKNIGHT							
SEASONAL PROFILE ENTRY	0.94	0.96	0.98	0.96	0.97	0.98	0.98
3 WKEND							
SEASONAL PROFILE ENTRY	0.94	0.96	0.98	0.96	0.97	0.98	0.98

SEASONAL PROFILE 67 AM3_12

SEASONS	8	9	10	11	12
	AUGUST	SEPTEMBR	OCTOBER	NOVEMBER	DECEMBER

SUBPERIODS

1 WKDAY					
SEASONAL PROFILE ENTRY	0.99	0.98	0.99	1.00	1.00
2 WKNIGHT					
SEASONAL PROFILE ENTRY	0.99	0.98	0.99	1.00	1.00
3 WKEND					
SEASONAL PROFILE ENTRY	0.99	0.98	0.99	1.00	1.00

AEP EAST
GENERATION AND FUEL MODULE
INPUT SUMMARY REPORT

QUALIFIER = GAF.INPUT.PARAMETERS.

SEASONAL PROFILE 68 BigS_11

SEASONS	1 JANUARY	2 FEBRUARY	3 MARCH	4 APRIL	5 MAY	6 JUNE	7 JULY
SUBPERIODS							
1 WKDAY SEASONAL PROFILE ENTRY	0.95	0.97	0.98	0.99	0.99	1.00	1.00
2 WKNIGHT SEASONAL PROFILE ENTRY	0.95	0.97	0.98	0.99	0.99	1.00	1.00
3 WKEND SEASONAL PROFILE ENTRY	0.95	0.97	0.98	0.99	0.99	1.00	1.00

SEASONAL PROFILE 68 BigS_11

SEASONS	8 AUGUST	9 SEPTEMBR	10 OCTOBER	11 NOVEMBER	12 DECEMBER
SUBPERIODS					
1 WKDAY SEASONAL PROFILE ENTRY	1.00	1.00	1.00	1.00	1.00
2 WKNIGHT SEASONAL PROFILE ENTRY	1.00	1.00	1.00	1.00	1.00
3 WKEND SEASONAL PROFILE ENTRY	1.00	1.00	1.00	1.00	1.00

SEASONAL PROFILE 70 Card1_11

SEASONS	1 JANUARY	2 FEBRUARY	3 MARCH	4 APRIL	5 MAY	6 JUNE	7 JULY
SUBPERIODS							
1 WKDAY SEASONAL PROFILE ENTRY	0.93	0.93	0.94	0.94	0.95	0.95	0.95
2 WKNIGHT SEASONAL PROFILE ENTRY	0.93	0.93	0.94	0.94	0.95	0.95	0.95
3 WKEND SEASONAL PROFILE ENTRY	0.93	0.93	0.94	0.94	0.95	0.95	0.95

SEASONAL PROFILE 70 Card1_11

SEASONS	8 AUGUST	9 SEPTEMBR	10 OCTOBER	11 NOVEMBER	12 DECEMBER
SUBPERIODS					
1 WKDAY SEASONAL PROFILE ENTRY	0.95	0.97	0.98	0.99	1.00
2 WKNIGHT SEASONAL PROFILE ENTRY	0.95	0.97	0.98	0.99	1.00
3 WKEND SEASONAL PROFILE ENTRY	0.95	0.97	0.98	0.99	1.00

SEASONAL PROFILE 71 Card1_12

SEASONS	1 JANUARY	2 FEBRUARY	3 MARCH	4 APRIL	5 MAY	6 JUNE	7 JULY
SUBPERIODS							
1 WKDAY SEASONAL PROFILE ENTRY	1.00	1.00	1.00	0.99	0.99	0.99	0.99
2 WKNIGHT SEASONAL PROFILE ENTRY	1.00	1.00	1.00	0.99	0.99	0.99	0.99
3 WKEND SEASONAL PROFILE ENTRY	1.00	1.00	1.00	0.99	0.99	0.99	0.99

SEASONAL PROFILE 71 Card1_12

SEASONS	8 AUGUST	9 SEPTEMBR	10 OCTOBER	11 NOVEMBER	12 DECEMBER
SUBPERIODS					
1 WKDAY SEASONAL PROFILE ENTRY	0.99	0.98	0.98	0.98	0.97
2 WKNIGHT SEASONAL PROFILE ENTRY	0.99	0.98	0.98	0.98	0.97
3 WKEND SEASONAL PROFILE ENTRY	0.99	0.98	0.98	0.98	0.97

SEASONAL PROFILE 73 Card2_11

SEASONS	1 JANUARY	2 FEBRUARY	3 MARCH	4 APRIL	5 MAY	6 JUNE	7 JULY

SUBPERIODS

1 WKDAY							
SEASONAL PROFILE ENTRY	1.00	1.00	0.99	0.99	0.99	0.98	0.98
2 WKNIGHT							
SEASONAL PROFILE ENTRY	1.00	1.00	0.99	0.99	0.99	0.98	0.98
3 WKEND							
SEASONAL PROFILE ENTRY	1.00	1.00	0.99	0.99	0.99	0.98	0.98

SEASONAL PROFILE 73 Card2_11

SEASONS	8	9	10	11	12
	AUGUST	SEPTEMBR	OCTOBER	NOVEMBER	DECEMBER

SUBPERIODS

1 WKDAY					
SEASONAL PROFILE ENTRY	0.98	0.98	0.98	0.98	0.98
2 WKNIGHT					
SEASONAL PROFILE ENTRY	0.98	0.98	0.98	0.98	0.98
3 WKEND					
SEASONAL PROFILE ENTRY	0.98	0.98	0.98	0.98	0.98

SEASONAL PROFILE 74 Card2_12

SEASONS	1	2	3	4	5	6	7
	JANUARY	FEBRUARY	MARCH	APRIL	MAY	JUNE	JULY

SUBPERIODS

1 WKDAY							
SEASONAL PROFILE ENTRY	0.95	0.96	0.97	0.97	0.98	0.98	0.98
2 WKNIGHT							
SEASONAL PROFILE ENTRY	0.95	0.96	0.97	0.97	0.98	0.98	0.98
3 WKEND							
SEASONAL PROFILE ENTRY	0.95	0.96	0.97	0.97	0.98	0.98	0.98

SEASONAL PROFILE 74 Card2_12

SEASONS	8	9	10	11	12
	AUGUST	SEPTEMBR	OCTOBER	NOVEMBER	DECEMBER

SUBPERIODS

1 WKDAY					
SEASONAL PROFILE ENTRY	0.99	0.99	0.99	1.00	1.00
2 WKNIGHT					
SEASONAL PROFILE ENTRY	0.99	0.99	0.99	1.00	1.00
3 WKEND					
SEASONAL PROFILE ENTRY	0.99	0.99	0.99	1.00	1.00

AEP EAST
GENERATION AND FUEL MODULE
INPUT SUMMARY REPORT

QUALIFIER = GAF.INPUT.PARAMETERS.

SEASONAL PROFILE 76 Card3_11

SEASONS	1 JANUARY	2 FEBRUARY	3 MARCH	4 APRIL	5 MAY	6 JUNE	7 JULY
SUBPERIODS							
1 WKDAY SEASONAL PROFILE ENTRY	0.96	0.97	0.98	0.99	0.99	0.99	1.00
2 WKNIGHT SEASONAL PROFILE ENTRY	0.96	0.97	0.98	0.99	0.99	0.99	1.00
3 WKEND SEASONAL PROFILE ENTRY	0.96	0.97	0.98	0.99	0.99	0.99	1.00

SEASONAL PROFILE 76 Card3_11

SEASONS	8 AUGUST	9 SEPTEMBR	10 OCTOBER	11 NOVEMBER	12 DECEMBER
SUBPERIODS					
1 WKDAY SEASONAL PROFILE ENTRY	1.00	1.00	1.00	1.00	1.00
2 WKNIGHT SEASONAL PROFILE ENTRY	1.00	1.00	1.00	1.00	1.00
3 WKEND SEASONAL PROFILE ENTRY	1.00	1.00	1.00	1.00	1.00

SEASONAL PROFILE 77 Card3_12

SEASONS	1 JANUARY	2 FEBRUARY	3 MARCH	4 APRIL	5 MAY	6 JUNE	7 JULY
SUBPERIODS							
1 WKDAY SEASONAL PROFILE ENTRY	0.99	0.99	0.99	0.99	0.99	0.99	1.00
2 WKNIGHT SEASONAL PROFILE ENTRY	0.99	0.99	0.99	0.99	0.99	0.99	1.00
3 WKEND SEASONAL PROFILE ENTRY	0.99	0.99	0.99	0.99	0.99	0.99	1.00

SEASONAL PROFILE 77 Card3_12

SEASONS	8 AUGUST	9 SEPTEMBR	10 OCTOBER	11 NOVEMBER	12 DECEMBER
SUBPERIODS					
1 WKDAY SEASONAL PROFILE ENTRY	1.00	1.00	1.00	1.00	1.00
2 WKNIGHT SEASONAL PROFILE ENTRY	1.00	1.00	1.00	1.00	1.00
3 WKEND SEASONAL PROFILE ENTRY	1.00	1.00	1.00	1.00	1.00

SEASONAL PROFILE 79 AM2_11

SEASONS	1 JANUARY	2 FEBRUARY	3 MARCH	4 APRIL	5 MAY	6 JUNE	7 JULY
SUBPERIODS							
1 WKDAY SEASONAL PROFILE ENTRY	1.00	0.99	0.98	0.98	0.97	0.96	0.95
2 WKNIGHT SEASONAL PROFILE ENTRY	1.00	0.99	0.98	0.98	0.97	0.96	0.95
3 WKEND SEASONAL PROFILE ENTRY	1.00	0.99	0.98	0.98	0.97	0.96	0.95

SEASONAL PROFILE 79 AM2_11

SEASONS	8 AUGUST	9 SEPTEMBR	10 OCTOBER	11 NOVEMBER	12 DECEMBER
SUBPERIODS					
1 WKDAY SEASONAL PROFILE ENTRY	0.94	0.93	0.91	0.90	0.90
2 WKNIGHT SEASONAL PROFILE ENTRY	0.94	0.93	0.91	0.90	0.90
3 WKEND SEASONAL PROFILE ENTRY	0.94	0.93	0.91	0.90	0.90

SEASONAL PROFILE 80 AM2_12

SEASONS	1 JANUARY	2 FEBRUARY	3 MARCH	4 APRIL	5 MAY	6 JUNE	7 JULY

SUBPERIODS

1 WKDAY							
SEASONAL PROFILE ENTRY	0.93	0.94	0.95	0.95	0.96	0.96	0.97
2 WKNIGHT							
SEASONAL PROFILE ENTRY	0.93	0.94	0.95	0.95	0.96	0.96	0.97
3 WKEND							
SEASONAL PROFILE ENTRY	0.93	0.94	0.95	0.95	0.96	0.96	0.97

SEASONAL PROFILE 80 AM2_12

SEASONS	8 AUGUST	9 SEPTEMBR	10 OCTOBER	11 NOVEMBER	12 DECEMBER
SUBPERIODS					
1 WKDAY					
SEASONAL PROFILE ENTRY	0.97	0.97	0.98	0.99	1.00
2 WKNIGHT					
SEASONAL PROFILE ENTRY	0.97	0.97	0.98	0.99	1.00
3 WKEND					
SEASONAL PROFILE ENTRY	0.97	0.97	0.98	0.99	1.00

SEASONAL PROFILE 82 CLRV_11

SEASONS	1 JANUARY	2 FEBRUARY	3 MARCH	4 APRIL	5 MAY	6 JUNE	7 JULY
SUBPERIODS							
1 WKDAY							
SEASONAL PROFILE ENTRY	1.00	1.00	0.99	0.99	0.99	0.98	0.99
2 WKNIGHT							
SEASONAL PROFILE ENTRY	1.00	1.00	0.99	0.99	0.99	0.98	0.99
3 WKEND							
SEASONAL PROFILE ENTRY	1.00	1.00	0.99	0.99	0.99	0.98	0.99

SEASONAL PROFILE 82 CLRV_11

SEASONS	8 AUGUST	9 SEPTEMBR	10 OCTOBER	11 NOVEMBER	12 DECEMBER
SUBPERIODS					
1 WKDAY					
SEASONAL PROFILE ENTRY	0.99	0.99	0.99	0.99	0.99
2 WKNIGHT					
SEASONAL PROFILE ENTRY	0.99	0.99	0.99	0.99	0.99
3 WKEND					
SEASONAL PROFILE ENTRY	0.99	0.99	0.99	0.99	0.99

AEP EAST
GENERATION AND FUEL MODULE
INPUT SUMMARY REPORT

QUALIFIER = GAF.INPUT.PARAMETERS.

SEASONAL PROFILE 83 CLRV_12

SEASONS	1 JANUARY	2 FEBRUARY	3 MARCH	4 APRIL	5 MAY	6 JUNE	7 JULY
SUBPERIODS							
1 WKDAY SEASONAL PROFILE ENTRY	0.81	0.85	0.89	0.92	0.94	0.95	0.97
2 WKNIGHT SEASONAL PROFILE ENTRY	0.81	0.85	0.89	0.92	0.94	0.95	0.97
3 WKEND SEASONAL PROFILE ENTRY	0.81	0.85	0.89	0.92	0.94	0.95	0.97

SEASONAL PROFILE 83 CLRV_12

SEASONS	8 AUGUST	9 SEPTEMBR	10 OCTOBER	11 NOVEMBER	12 DECEMBER
SUBPERIODS					
1 WKDAY SEASONAL PROFILE ENTRY	0.98	0.99	0.99	0.99	1.00
2 WKNIGHT SEASONAL PROFILE ENTRY	0.98	0.99	0.99	0.99	1.00
3 WKEND SEASONAL PROFILE ENTRY	0.98	0.99	0.99	0.99	1.00

SEASONAL PROFILE 85 CSVL3_11

SEASONS	1 JANUARY	2 FEBRUARY	3 MARCH	4 APRIL	5 MAY	6 JUNE	7 JULY
SUBPERIODS							
1 WKDAY SEASONAL PROFILE ENTRY	0.99	1.00	1.00	1.00	1.00	1.00	1.00
2 WKNIGHT SEASONAL PROFILE ENTRY	0.99	1.00	1.00	1.00	1.00	1.00	1.00
3 WKEND SEASONAL PROFILE ENTRY	0.99	1.00	1.00	1.00	1.00	1.00	1.00

SEASONAL PROFILE 85 CSVL3_11

SEASONS	8 AUGUST	9 SEPTEMBR	10 OCTOBER	11 NOVEMBER	12 DECEMBER
SUBPERIODS					
1 WKDAY SEASONAL PROFILE ENTRY	1.00	1.00	1.00	1.00	1.00
2 WKNIGHT SEASONAL PROFILE ENTRY	1.00	1.00	1.00	1.00	1.00
3 WKEND SEASONAL PROFILE ENTRY	1.00	1.00	1.00	1.00	1.00

SEASONAL PROFILE 86 CSVL3_12

SEASONS	1 JANUARY	2 FEBRUARY	3 MARCH	4 APRIL	5 MAY	6 JUNE	7 JULY
SUBPERIODS							
1 WKDAY SEASONAL PROFILE ENTRY	0.88	0.91	0.93	0.95	0.96	0.96	0.97
2 WKNIGHT SEASONAL PROFILE ENTRY	0.88	0.91	0.93	0.95	0.96	0.96	0.97
3 WKEND SEASONAL PROFILE ENTRY	0.88	0.91	0.93	0.95	0.96	0.96	0.97

SEASONAL PROFILE 86 CSVL3_12

SEASONS	8 AUGUST	9 SEPTEMBR	10 OCTOBER	11 NOVEMBER	12 DECEMBER
SUBPERIODS					
1 WKDAY SEASONAL PROFILE ENTRY	0.98	0.99	0.99	0.99	1.00
2 WKNIGHT SEASONAL PROFILE ENTRY	0.98	0.99	0.99	0.99	1.00
3 WKEND SEASONAL PROFILE ENTRY	0.98	0.99	0.99	0.99	1.00

SEASONAL PROFILE 88 CSVL4_11

SEASONS	1 JANUARY	2 FEBRUARY	3 MARCH	4 APRIL	5 MAY	6 JUNE	7 JULY

SUBPERIODS

1 WKDAY							
SEASONAL PROFILE ENTRY	0.99	1.00	1.00	1.00	1.00	1.00	1.00
2 WKNIGHT							
SEASONAL PROFILE ENTRY	0.99	1.00	1.00	1.00	1.00	1.00	1.00
3 WKEND							
SEASONAL PROFILE ENTRY	0.99	1.00	1.00	1.00	1.00	1.00	1.00

SEASONAL PROFILE 88 CSVL4_11

SEASONS	8 AUGUST	9 SEPTEMBR	10 OCTOBER	11 NOVEMBER	12 DECEMBER
SUBPERIODS					
1 WKDAY					
SEASONAL PROFILE ENTRY	1.00	1.00	1.00	1.00	1.00
2 WKNIGHT					
SEASONAL PROFILE ENTRY	1.00	1.00	1.00	1.00	1.00
3 WKEND					
SEASONAL PROFILE ENTRY	1.00	1.00	1.00	1.00	1.00

SEASONAL PROFILE 89 CSVL4_12

SEASONS	1 JANUARY	2 FEBRUARY	3 MARCH	4 APRIL	5 MAY	6 JUNE	7 JULY
SUBPERIODS							
1 WKDAY							
SEASONAL PROFILE ENTRY	0.88	0.91	0.93	0.95	0.96	0.96	0.97
2 WKNIGHT							
SEASONAL PROFILE ENTRY	0.88	0.91	0.93	0.95	0.96	0.96	0.97
3 WKEND							
SEASONAL PROFILE ENTRY	0.88	0.91	0.93	0.95	0.96	0.96	0.97

SEASONAL PROFILE 89 CSVL4_12

SEASONS	8 AUGUST	9 SEPTEMBR	10 OCTOBER	11 NOVEMBER	12 DECEMBER
SUBPERIODS					
1 WKDAY					
SEASONAL PROFILE ENTRY	0.98	0.99	0.99	0.99	1.00
2 WKNIGHT					
SEASONAL PROFILE ENTRY	0.98	0.99	0.99	0.99	1.00
3 WKEND					
SEASONAL PROFILE ENTRY	0.98	0.99	0.99	0.99	1.00

AEP EAST
GENERATION AND FUEL MODULE
INPUT SUMMARY REPORT

QUALIFIER = GAF.INPUT.PARAMETERS.

SEASONAL PROFILE 91 CSV56_11

SEASONS	1 JANUARY	2 FEBRUARY	3 MARCH	4 APRIL	5 MAY	6 JUNE	7 JULY
SUBPERIODS							
1 WKDAY SEASONAL PROFILE ENTRY	0.88	0.90	0.91	0.92	0.92	0.95	0.97
2 WKNIGHT SEASONAL PROFILE ENTRY	0.88	0.90	0.91	0.92	0.92	0.95	0.97
3 WKEND SEASONAL PROFILE ENTRY	0.88	0.90	0.91	0.92	0.92	0.95	0.97

SEASONAL PROFILE 91 CSV56_11

SEASONS	8 AUGUST	9 SEPTEMBR	10 OCTOBER	11 NOVEMBER	12 DECEMBER
SUBPERIODS					
1 WKDAY SEASONAL PROFILE ENTRY	0.98	0.99	0.99	1.00	1.00
2 WKNIGHT SEASONAL PROFILE ENTRY	0.98	0.99	0.99	1.00	1.00
3 WKEND SEASONAL PROFILE ENTRY	0.98	0.99	0.99	1.00	1.00

SEASONAL PROFILE 92 CSV56_12

SEASONS	1 JANUARY	2 FEBRUARY	3 MARCH	4 APRIL	5 MAY	6 JUNE	7 JULY
SUBPERIODS							
1 WKDAY SEASONAL PROFILE ENTRY	1.00	1.00	0.99	0.99	0.99	0.98	0.99
2 WKNIGHT SEASONAL PROFILE ENTRY	1.00	1.00	0.99	0.99	0.99	0.98	0.99
3 WKEND SEASONAL PROFILE ENTRY	1.00	1.00	0.99	0.99	0.99	0.98	0.99

SEASONAL PROFILE 92 CSV56_12

SEASONS	8 AUGUST	9 SEPTEMBR	10 OCTOBER	11 NOVEMBER	12 DECEMBER
SUBPERIODS					
1 WKDAY SEASONAL PROFILE ENTRY	0.99	0.99	1.00	1.00	1.00
2 WKNIGHT SEASONAL PROFILE ENTRY	0.99	0.99	1.00	1.00	1.00
3 WKEND SEASONAL PROFILE ENTRY	0.99	0.99	1.00	1.00	1.00

SEASONAL PROFILE 95 Nucl_11

SEASONS	1 JANUARY	2 FEBRUARY	3 MARCH	4 APRIL	5 MAY	6 JUNE	7 JULY
SUBPERIODS							
1 WKDAY SEASONAL PROFILE ENTRY	0.98	0.98	0.98	0.99	0.99	1.00	1.00
2 WKNIGHT SEASONAL PROFILE ENTRY	0.98	0.98	0.98	0.99	0.99	1.00	1.00
3 WKEND SEASONAL PROFILE ENTRY	0.98	0.98	0.98	0.99	0.99	1.00	1.00

SEASONAL PROFILE 95 Nucl_11

SEASONS	8 AUGUST	9 SEPTEMBR	10 OCTOBER	11 NOVEMBER	12 DECEMBER
SUBPERIODS					
1 WKDAY SEASONAL PROFILE ENTRY	1.00	1.00	0.97	0.94	0.95
2 WKNIGHT SEASONAL PROFILE ENTRY	1.00	1.00	0.97	0.94	0.95
3 WKEND SEASONAL PROFILE ENTRY	1.00	1.00	0.97	0.94	0.95

SEASONAL PROFILE 96 Nucl_12

SEASONS	1 JANUARY	2 FEBRUARY	3 MARCH	4 APRIL	5 MAY	6 JUNE	7 JULY

SUBPERIODS

1 WKDAY							
SEASONAL PROFILE ENTRY	0.95	0.95	0.95	0.95	0.97	0.98	1.00
2 WKNIGHT							
SEASONAL PROFILE ENTRY	0.95	0.95	0.95	0.95	0.97	0.98	1.00
3 WKEND							
SEASONAL PROFILE ENTRY	0.95	0.95	0.95	0.95	0.97	0.98	1.00

SEASONAL PROFILE 96 Nucl_12

SEASONS	8	9	10	11	12
	AUGUST	SEPTEMBR	OCTOBER	NOVEMBER	DECEMBER
SUBPERIODS					
1 WKDAY					
SEASONAL PROFILE ENTRY	1.00	0.98	0.97	0.95	0.95
2 WKNIGHT					
SEASONAL PROFILE ENTRY	1.00	0.98	0.97	0.95	0.95
3 WKEND					
SEASONAL PROFILE ENTRY	1.00	0.98	0.97	0.95	0.95

SEASONAL PROFILE 97 Nucl_13

SEASONS	1	2	3	4	5	6	7
	JANUARY	FEBRUARY	MARCH	APRIL	MAY	JUNE	JULY
SUBPERIODS							
1 WKDAY							
SEASONAL PROFILE ENTRY	1.00	1.00	1.00	0.90	0.92	0.93	0.95
2 WKNIGHT							
SEASONAL PROFILE ENTRY	1.00	1.00	1.00	0.90	0.92	0.93	0.95
3 WKEND							
SEASONAL PROFILE ENTRY	1.00	1.00	1.00	0.90	0.92	0.93	0.95

SEASONAL PROFILE 97 Nucl_13

SEASONS	8	9	10	11	12
	AUGUST	SEPTEMBR	OCTOBER	NOVEMBER	DECEMBER
SUBPERIODS					
1 WKDAY					
SEASONAL PROFILE ENTRY	0.95	0.94	0.93	0.90	0.91
2 WKNIGHT					
SEASONAL PROFILE ENTRY	0.95	0.94	0.93	0.90	0.91
3 WKEND					
SEASONAL PROFILE ENTRY	0.95	0.94	0.93	0.90	0.91

AEP EAST
GENERATION AND FUEL MODULE
INPUT SUMMARY REPORT

QUALIFIER = GAF.INPUT.PARAMETERS.

SEASONAL PROFILE 98 Nucl_14

SEASONS	1 JANUARY	2 FEBRUARY	3 MARCH	4 APRIL	5 MAY	6 JUNE	7 JULY
SUBPERIODS							
1 WKDAY SEASONAL PROFILE ENTRY	0.95	0.95	0.95	0.95	0.97	0.98	1.00
2 WKNIGHT SEASONAL PROFILE ENTRY	0.95	0.95	0.95	0.95	0.97	0.98	1.00
3 WKEND SEASONAL PROFILE ENTRY	0.95	0.95	0.95	0.95	0.97	0.98	1.00

SEASONAL PROFILE 98 Nucl_14

SEASONS	8 AUGUST	9 SEPTEMBR	10 OCTOBER	11 NOVEMBER	12 DECEMBER
SUBPERIODS					
1 WKDAY SEASONAL PROFILE ENTRY	1.00	0.98	0.93	0.91	0.91
2 WKNIGHT SEASONAL PROFILE ENTRY	1.00	0.98	0.93	0.91	0.91
3 WKEND SEASONAL PROFILE ENTRY	1.00	0.98	0.93	0.91	0.91

SEASONAL PROFILE 99 Nucl_15

SEASONS	1 JANUARY	2 FEBRUARY	3 MARCH	4 APRIL	5 MAY	6 JUNE	7 JULY
SUBPERIODS							
1 WKDAY SEASONAL PROFILE ENTRY	0.96	0.96	0.96	0.95	0.97	0.98	1.00
2 WKNIGHT SEASONAL PROFILE ENTRY	0.96	0.96	0.96	0.95	0.97	0.98	1.00
3 WKEND SEASONAL PROFILE ENTRY	0.96	0.96	0.96	0.95	0.97	0.98	1.00

SEASONAL PROFILE 99 Nucl_15

SEASONS	8 AUGUST	9 SEPTEMBR	10 OCTOBER	11 NOVEMBER	12 DECEMBER
SUBPERIODS					
1 WKDAY SEASONAL PROFILE ENTRY	1.00	0.98	0.98	0.95	0.96
2 WKNIGHT SEASONAL PROFILE ENTRY	1.00	0.98	0.98	0.95	0.96
3 WKEND SEASONAL PROFILE ENTRY	1.00	0.98	0.98	0.95	0.96

SEASONAL PROFILE 100 Nucl_16

SEASONS	1 JANUARY	2 FEBRUARY	3 MARCH	4 APRIL	5 MAY	6 JUNE	7 JULY
SUBPERIODS							
1 WKDAY SEASONAL PROFILE ENTRY	0.96	0.96	0.96	0.96	0.97	0.98	1.00
2 WKNIGHT SEASONAL PROFILE ENTRY	0.96	0.96	0.96	0.96	0.97	0.98	1.00
3 WKEND SEASONAL PROFILE ENTRY	0.96	0.96	0.96	0.96	0.97	0.98	1.00

SEASONAL PROFILE 100 Nucl_16

SEASONS	8 AUGUST	9 SEPTEMBR	10 OCTOBER	11 NOVEMBER	12 DECEMBER
SUBPERIODS					
1 WKDAY SEASONAL PROFILE ENTRY	1.00	0.98	0.98	0.96	0.96
2 WKNIGHT SEASONAL PROFILE ENTRY	1.00	0.98	0.98	0.96	0.96
3 WKEND SEASONAL PROFILE ENTRY	1.00	0.98	0.98	0.96	0.96

SEASONAL PROFILE 101 Nucl_17

SEASONS	1 JANUARY	2 FEBRUARY	3 MARCH	4 APRIL	5 MAY	6 JUNE	7 JULY

SUBPERIODS

1 WKDAY							
SEASONAL PROFILE ENTRY	0.96	0.96	0.96	0.96	0.97	0.98	1.00
2 WKNIGHT							
SEASONAL PROFILE ENTRY	0.96	0.96	0.96	0.96	0.97	0.98	1.00
3 WKEND							
SEASONAL PROFILE ENTRY	0.96	0.96	0.96	0.96	0.97	0.98	1.00

SEASONAL PROFILE 101 Nucl_17

SEASONS	8	9	10	11	12
	AUGUST	SEPTEMBR	OCTOBER	NOVEMBER	DECEMBER

SUBPERIODS

1 WKDAY					
SEASONAL PROFILE ENTRY	1.00	0.98	0.95	0.93	0.93
2 WKNIGHT					
SEASONAL PROFILE ENTRY	1.00	0.98	0.95	0.93	0.93
3 WKEND					
SEASONAL PROFILE ENTRY	1.00	0.98	0.95	0.93	0.93

SEASONAL PROFILE 102 Nucl_18

SEASONS	1	2	3	4	5	6	7
	JANUARY	FEBRUARY	MARCH	APRIL	MAY	JUNE	JULY

SUBPERIODS

1 WKDAY							
SEASONAL PROFILE ENTRY	0.96	0.96	0.96	0.96	0.98	0.98	1.00
2 WKNIGHT							
SEASONAL PROFILE ENTRY	0.96	0.96	0.96	0.96	0.98	0.98	1.00
3 WKEND							
SEASONAL PROFILE ENTRY	0.96	0.96	0.96	0.96	0.98	0.98	1.00

SEASONAL PROFILE 102 Nucl_18

SEASONS	8	9	10	11	12
	AUGUST	SEPTEMBR	OCTOBER	NOVEMBER	DECEMBER

SUBPERIODS

1 WKDAY					
SEASONAL PROFILE ENTRY	1.00	0.98	0.98	0.96	0.96
2 WKNIGHT					
SEASONAL PROFILE ENTRY	1.00	0.98	0.98	0.96	0.96
3 WKEND					
SEASONAL PROFILE ENTRY	1.00	0.98	0.98	0.96	0.96

AEP EAST
GENERATION AND FUEL MODULE
INPUT SUMMARY REPORT

QUALIFIER = GAF.INPUT.PARAMETERS.

SEASONAL PROFILE 103 Nuc1_19

SEASONS	1 JANUARY	2 FEBRUARY	3 MARCH	4 APRIL	5 MAY	6 JUNE	7 JULY
SUBPERIODS							
1 WKDAY SEASONAL PROFILE ENTRY	0.93	0.93	0.93	0.96	0.98	0.98	1.00
2 WKNIGHT SEASONAL PROFILE ENTRY	0.93	0.93	0.93	0.96	0.98	0.98	1.00
3 WKEND SEASONAL PROFILE ENTRY	0.93	0.93	0.93	0.96	0.98	0.98	1.00

SEASONAL PROFILE 103 Nuc1_19

SEASONS	8 AUGUST	9 SEPTEMBR	10 OCTOBER	11 NOVEMBER	12 DECEMBER
SUBPERIODS					
1 WKDAY SEASONAL PROFILE ENTRY	1.00	0.98	0.98	0.96	0.96
2 WKNIGHT SEASONAL PROFILE ENTRY	1.00	0.98	0.98	0.96	0.96
3 WKEND SEASONAL PROFILE ENTRY	1.00	0.98	0.98	0.96	0.96

SEASONAL PROFILE 104 Nuc1_20

SEASONS	1 JANUARY	2 FEBRUARY	3 MARCH	4 APRIL	5 MAY	6 JUNE	7 JULY
SUBPERIODS							
1 WKDAY SEASONAL PROFILE ENTRY	0.93	0.93	0.93	0.93	0.95	0.96	0.97
2 WKNIGHT SEASONAL PROFILE ENTRY	0.93	0.93	0.93	0.93	0.95	0.96	0.97
3 WKEND SEASONAL PROFILE ENTRY	0.93	0.93	0.93	0.93	0.95	0.96	0.97

SEASONAL PROFILE 104 Nuc1_20

SEASONS	8 AUGUST	9 SEPTEMBR	10 OCTOBER	11 NOVEMBER	12 DECEMBER
SUBPERIODS					
1 WKDAY SEASONAL PROFILE ENTRY	0.97	0.96	1.00	0.98	0.98
2 WKNIGHT SEASONAL PROFILE ENTRY	0.97	0.96	1.00	0.98	0.98
3 WKEND SEASONAL PROFILE ENTRY	0.97	0.96	1.00	0.98	0.98

SEASONAL PROFILE 107 Nuc2_11

SEASONS	1 JANUARY	2 FEBRUARY	3 MARCH	4 APRIL	5 MAY	6 JUNE	7 JULY
SUBPERIODS							
1 WKDAY SEASONAL PROFILE ENTRY	0.96	0.96	0.96	0.96	0.97	0.98	1.00
2 WKNIGHT SEASONAL PROFILE ENTRY	0.96	0.96	0.96	0.96	0.97	0.98	1.00
3 WKEND SEASONAL PROFILE ENTRY	0.96	0.96	0.96	0.96	0.97	0.98	1.00

SEASONAL PROFILE 107 Nuc2_11

SEASONS	8 AUGUST	9 SEPTEMBR	10 OCTOBER	11 NOVEMBER	12 DECEMBER
SUBPERIODS					
1 WKDAY SEASONAL PROFILE ENTRY	0.99	0.98	0.96	0.96	0.96
2 WKNIGHT SEASONAL PROFILE ENTRY	0.99	0.98	0.96	0.96	0.96
3 WKEND SEASONAL PROFILE ENTRY	0.99	0.98	0.96	0.96	0.96

SEASONAL PROFILE 108 Nuc2_12

SEASONS	1 JANUARY	2 FEBRUARY	3 MARCH	4 APRIL	5 MAY	6 JUNE	7 JULY

SUBPERIODS

1 WKDAY							
SEASONAL PROFILE ENTRY	0.99	0.99	0.99	0.99	0.97	0.98	1.00
2 WKNIGHT							
SEASONAL PROFILE ENTRY	0.99	0.99	0.99	0.99	0.97	0.98	1.00
3 WKEND							
SEASONAL PROFILE ENTRY	0.99	0.99	0.99	0.99	0.97	0.98	1.00

SEASONAL PROFILE 108 Nuc2_12

SEASONS	8	9	10	11	12
	AUGUST	SEPTEMBR	OCTOBER	NOVEMBER	DECEMBER
SUBPERIODS					
1 WKDAY					
SEASONAL PROFILE ENTRY	0.99	0.98	0.96	0.96	0.96
2 WKNIGHT					
SEASONAL PROFILE ENTRY	0.99	0.98	0.96	0.96	0.96
3 WKEND					
SEASONAL PROFILE ENTRY	0.99	0.98	0.96	0.96	0.96

SEASONAL PROFILE 109 Nuc2_13

SEASONS	1	2	3	4	5	6	7
	JANUARY	FEBRUARY	MARCH	APRIL	MAY	JUNE	JULY
SUBPERIODS							
1 WKDAY							
SEASONAL PROFILE ENTRY	0.96	0.96	0.96	0.96	0.97	0.98	1.00
2 WKNIGHT							
SEASONAL PROFILE ENTRY	0.96	0.96	0.96	0.96	0.97	0.98	1.00
3 WKEND							
SEASONAL PROFILE ENTRY	0.96	0.96	0.96	0.96	0.97	0.98	1.00

SEASONAL PROFILE 109 Nuc2_13

SEASONS	8	9	10	11	12
	AUGUST	SEPTEMBR	OCTOBER	NOVEMBER	DECEMBER
SUBPERIODS					
1 WKDAY					
SEASONAL PROFILE ENTRY	0.99	0.98	0.96	0.92	0.92
2 WKNIGHT					
SEASONAL PROFILE ENTRY	0.99	0.98	0.96	0.92	0.92
3 WKEND					
SEASONAL PROFILE ENTRY	0.99	0.98	0.96	0.92	0.92

AEP EAST
GENERATION AND FUEL MODULE
INPUT SUMMARY REPORT

QUALIFIER = GAF.INPUT.PARAMETERS.

SEASONAL PROFILE 110 Nuc2_14

SEASONS	1 JANUARY	2 FEBRUARY	3 MARCH	4 APRIL	5 MAY	6 JUNE	7 JULY
SUBPERIODS							
1 WKDAY SEASONAL PROFILE ENTRY	0.96	0.96	0.96	0.96	0.97	0.98	1.00
2 WKNIGHT SEASONAL PROFILE ENTRY	0.96	0.96	0.96	0.96	0.97	0.98	1.00
3 WKEND SEASONAL PROFILE ENTRY	0.96	0.96	0.96	0.96	0.97	0.98	1.00

SEASONAL PROFILE 110 Nuc2_14

SEASONS	8 AUGUST	9 SEPTEMBR	10 OCTOBER	11 NOVEMBER	12 DECEMBER
SUBPERIODS					
1 WKDAY SEASONAL PROFILE ENTRY	0.99	0.98	0.96	0.96	0.96
2 WKNIGHT SEASONAL PROFILE ENTRY	0.99	0.98	0.96	0.96	0.96
3 WKEND SEASONAL PROFILE ENTRY	0.99	0.98	0.96	0.96	0.96

SEASONAL PROFILE 111 Nuc2_15

SEASONS	1 JANUARY	2 FEBRUARY	3 MARCH	4 APRIL	5 MAY	6 JUNE	7 JULY
SUBPERIODS							
1 WKDAY SEASONAL PROFILE ENTRY	0.99	0.99	0.99	0.95	0.97	0.98	1.00
2 WKNIGHT SEASONAL PROFILE ENTRY	0.99	0.99	0.99	0.95	0.97	0.98	1.00
3 WKEND SEASONAL PROFILE ENTRY	0.99	0.99	0.99	0.95	0.97	0.98	1.00

SEASONAL PROFILE 111 Nuc2_15

SEASONS	8 AUGUST	9 SEPTEMBR	10 OCTOBER	11 NOVEMBER	12 DECEMBER
SUBPERIODS					
1 WKDAY SEASONAL PROFILE ENTRY	0.99	0.98	0.97	0.96	0.96
2 WKNIGHT SEASONAL PROFILE ENTRY	0.99	0.98	0.97	0.96	0.96
3 WKEND SEASONAL PROFILE ENTRY	0.99	0.98	0.97	0.96	0.96

SEASONAL PROFILE 112 Nuc2_16

SEASONS	1 JANUARY	2 FEBRUARY	3 MARCH	4 APRIL	5 MAY	6 JUNE	7 JULY
SUBPERIODS							
1 WKDAY SEASONAL PROFILE ENTRY	0.96	0.96	0.96	0.96	0.97	0.98	1.00
2 WKNIGHT SEASONAL PROFILE ENTRY	0.96	0.96	0.96	0.96	0.97	0.98	1.00
3 WKEND SEASONAL PROFILE ENTRY	0.96	0.96	0.96	0.96	0.97	0.98	1.00

SEASONAL PROFILE 112 Nuc2_16

SEASONS	8 AUGUST	9 SEPTEMBR	10 OCTOBER	11 NOVEMBER	12 DECEMBER
SUBPERIODS					
1 WKDAY SEASONAL PROFILE ENTRY	0.99	0.98	0.97	0.94	0.94
2 WKNIGHT SEASONAL PROFILE ENTRY	0.99	0.98	0.97	0.94	0.94
3 WKEND SEASONAL PROFILE ENTRY	0.99	0.98	0.97	0.94	0.94

SEASONAL PROFILE 113 Nuc2_17

SEASONS	1 JANUARY	2 FEBRUARY	3 MARCH	4 APRIL	5 MAY	6 JUNE	7 JULY

SUBPERIODS

1 WKDAY							
SEASONAL PROFILE ENTRY	0.96	0.96	0.96	0.96	0.97	0.98	1.00
2 WKNIGHT							
SEASONAL PROFILE ENTRY	0.96	0.96	0.96	0.96	0.97	0.98	1.00
3 WKEND							
SEASONAL PROFILE ENTRY	0.96	0.96	0.96	0.96	0.97	0.98	1.00

SEASONAL PROFILE 113 Nuc2_17

SEASONS	8	9	10	11	12
	AUGUST	SEPTEMBR	OCTOBER	NOVEMBER	DECEMBER

SUBPERIODS

1 WKDAY					
SEASONAL PROFILE ENTRY	1.00	0.98	0.97	0.96	0.96
2 WKNIGHT					
SEASONAL PROFILE ENTRY	1.00	0.98	0.97	0.96	0.96
3 WKEND					
SEASONAL PROFILE ENTRY	1.00	0.98	0.97	0.96	0.96

SEASONAL PROFILE 114 Nuc2_18

SEASONS	1	2	3	4	5	6	7
	JANUARY	FEBRUARY	MARCH	APRIL	MAY	JUNE	JULY

SUBPERIODS

1 WKDAY							
SEASONAL PROFILE ENTRY	0.94	0.94	0.94	0.94	0.97	0.98	1.00
2 WKNIGHT							
SEASONAL PROFILE ENTRY	0.94	0.94	0.94	0.94	0.97	0.98	1.00
3 WKEND							
SEASONAL PROFILE ENTRY	0.94	0.94	0.94	0.94	0.97	0.98	1.00

SEASONAL PROFILE 114 Nuc2_18

SEASONS	8	9	10	11	12
	AUGUST	SEPTEMBR	OCTOBER	NOVEMBER	DECEMBER

SUBPERIODS

1 WKDAY					
SEASONAL PROFILE ENTRY	1.00	0.98	0.97	0.96	0.96
2 WKNIGHT					
SEASONAL PROFILE ENTRY	1.00	0.98	0.97	0.96	0.96
3 WKEND					
SEASONAL PROFILE ENTRY	1.00	0.98	0.97	0.96	0.96

AEP EAST
GENERATION AND FUEL MODULE
INPUT SUMMARY REPORT

QUALIFIER = GAF.INPUT.PARAMETERS.

SEASONAL PROFILE 115 Nuc2_19

SEASONS	1 JANUARY	2 FEBRUARY	3 MARCH	4 APRIL	5 MAY	6 JUNE	7 JULY
SUBPERIODS							
1 WKDAY SEASONAL PROFILE ENTRY	0.96	0.96	0.96	0.96	0.97	0.98	1.00
2 WKNIGHT SEASONAL PROFILE ENTRY	0.96	0.96	0.96	0.96	0.97	0.98	1.00
3 WKEND SEASONAL PROFILE ENTRY	0.96	0.96	0.96	0.96	0.97	0.98	1.00

SEASONAL PROFILE 115 Nuc2_19

SEASONS	8 AUGUST	9 SEPTEMBR	10 OCTOBER	11 NOVEMBER	12 DECEMBER
SUBPERIODS					
1 WKDAY SEASONAL PROFILE ENTRY	1.00	0.98	0.97	0.98	0.98
2 WKNIGHT SEASONAL PROFILE ENTRY	1.00	0.98	0.97	0.98	0.98
3 WKEND SEASONAL PROFILE ENTRY	1.00	0.98	0.97	0.98	0.98

SEASONAL PROFILE 116 Nuc2_20

SEASONS	1 JANUARY	2 FEBRUARY	3 MARCH	4 APRIL	5 MAY	6 JUNE	7 JULY
SUBPERIODS							
1 WKDAY SEASONAL PROFILE ENTRY	0.96	0.96	0.96	0.96	0.97	0.98	1.00
2 WKNIGHT SEASONAL PROFILE ENTRY	0.96	0.96	0.96	0.96	0.97	0.98	1.00
3 WKEND SEASONAL PROFILE ENTRY	0.96	0.96	0.96	0.96	0.97	0.98	1.00

SEASONAL PROFILE 116 Nuc2_20

SEASONS	8 AUGUST	9 SEPTEMBR	10 OCTOBER	11 NOVEMBER	12 DECEMBER
SUBPERIODS					
1 WKDAY SEASONAL PROFILE ENTRY	1.00	0.98	0.97	0.96	0.96
2 WKNIGHT SEASONAL PROFILE ENTRY	1.00	0.98	0.97	0.96	0.96
3 WKEND SEASONAL PROFILE ENTRY	1.00	0.98	0.97	0.96	0.96

SEASONAL PROFILE 118 Gav12_11

SEASONS	1 JANUARY	2 FEBRUARY	3 MARCH	4 APRIL	5 MAY	6 JUNE	7 JULY
SUBPERIODS							
1 WKDAY SEASONAL PROFILE ENTRY	0.96	0.98	0.98	0.99	1.00	1.00	1.00
2 WKNIGHT SEASONAL PROFILE ENTRY	0.96	0.98	0.98	0.99	1.00	1.00	1.00
3 WKEND SEASONAL PROFILE ENTRY	0.96	0.98	0.98	0.99	1.00	1.00	1.00

SEASONAL PROFILE 118 Gav12_11

SEASONS	8 AUGUST	9 SEPTEMBR	10 OCTOBER	11 NOVEMBER	12 DECEMBER
SUBPERIODS					
1 WKDAY SEASONAL PROFILE ENTRY	1.00	1.00	1.00	1.00	1.00
2 WKNIGHT SEASONAL PROFILE ENTRY	1.00	1.00	1.00	1.00	1.00
3 WKEND SEASONAL PROFILE ENTRY	1.00	1.00	1.00	1.00	1.00

SEASONAL PROFILE 119 Gav12_12

SEASONS	1 JANUARY	2 FEBRUARY	3 MARCH	4 APRIL	5 MAY	6 JUNE	7 JULY

SUBPERIODS

1 WKDAY							
SEASONAL PROFILE ENTRY	0.94	0.96	0.97	0.98	0.98	0.99	0.99
2 WKNIGHT							
SEASONAL PROFILE ENTRY	0.94	0.96	0.97	0.98	0.98	0.99	0.99
3 WKEND							
SEASONAL PROFILE ENTRY	0.94	0.96	0.97	0.98	0.98	0.99	0.99

SEASONAL PROFILE 119 Gav12_12

SEASONS	8	9	10	11	12
	AUGUST	SEPTEMBR	OCTOBER	NOVEMBER	DECEMBER
SUBPERIODS					
1 WKDAY					
SEASONAL PROFILE ENTRY	1.00	1.00	1.00	1.00	1.00
2 WKNIGHT					
SEASONAL PROFILE ENTRY	1.00	1.00	1.00	1.00	1.00
3 WKEND					
SEASONAL PROFILE ENTRY	1.00	1.00	1.00	1.00	1.00

SEASONAL PROFILE 121 Gln56_11

SEASONS	1	2	3	4	5	6	7
	JANUARY	FEBRUARY	MARCH	APRIL	MAY	JUNE	JULY
SUBPERIODS							
1 WKDAY							
SEASONAL PROFILE ENTRY	0.99	0.99	0.99	0.99	0.99	0.99	0.99
2 WKNIGHT							
SEASONAL PROFILE ENTRY	0.99	0.99	0.99	0.99	0.99	0.99	0.99
3 WKEND							
SEASONAL PROFILE ENTRY	0.99	0.99	0.99	0.99	0.99	0.99	0.99

SEASONAL PROFILE 121 Gln56_11

SEASONS	8	9	10	11	12
	AUGUST	SEPTEMBR	OCTOBER	NOVEMBER	DECEMBER
SUBPERIODS					
1 WKDAY					
SEASONAL PROFILE ENTRY	1.00	1.00	1.00	1.00	1.00
2 WKNIGHT					
SEASONAL PROFILE ENTRY	1.00	1.00	1.00	1.00	1.00
3 WKEND					
SEASONAL PROFILE ENTRY	1.00	1.00	1.00	1.00	1.00

AEP EAST
GENERATION AND FUEL MODULE
INPUT SUMMARY REPORT

QUALIFIER = GAF.INPUT.PARAMETERS.

SEASONAL PROFILE 122 Gln56_12

SEASONS	1 JANUARY	2 FEBRUARY	3 MARCH	4 APRIL	5 MAY	6 JUNE	7 JULY
SUBPERIODS							
1 WKDAY SEASONAL PROFILE ENTRY	1.00	0.98	0.97	0.97	0.96	0.95	0.94
2 WKNIGHT SEASONAL PROFILE ENTRY	1.00	0.98	0.97	0.97	0.96	0.95	0.94
3 WKEND SEASONAL PROFILE ENTRY	1.00	0.98	0.97	0.97	0.96	0.95	0.94

SEASONAL PROFILE 122 Gln56_12

SEASONS	8 AUGUST	9 SEPTEMBR	10 OCTOBER	11 NOVEMBER	12 DECEMBER
SUBPERIODS					
1 WKDAY SEASONAL PROFILE ENTRY	0.94	0.93	0.93	0.93	0.93
2 WKNIGHT SEASONAL PROFILE ENTRY	0.94	0.93	0.93	0.93	0.93
3 WKEND SEASONAL PROFILE ENTRY	0.94	0.93	0.93	0.93	0.93

SEASONAL PROFILE 124 KMR_11

SEASONS	1 JANUARY	2 FEBRUARY	3 MARCH	4 APRIL	5 MAY	6 JUNE	7 JULY
SUBPERIODS							
1 WKDAY SEASONAL PROFILE ENTRY	1.00	1.00	1.00	1.00	1.00	0.99	0.98
2 WKNIGHT SEASONAL PROFILE ENTRY	1.00	1.00	1.00	1.00	1.00	0.99	0.98
3 WKEND SEASONAL PROFILE ENTRY	1.00	1.00	1.00	1.00	1.00	0.99	0.98

SEASONAL PROFILE 124 KMR_11

SEASONS	8 AUGUST	9 SEPTEMBR	10 OCTOBER	11 NOVEMBER	12 DECEMBER
SUBPERIODS					
1 WKDAY SEASONAL PROFILE ENTRY	0.95	0.94	0.93	0.92	0.92
2 WKNIGHT SEASONAL PROFILE ENTRY	0.95	0.94	0.93	0.92	0.92
3 WKEND SEASONAL PROFILE ENTRY	0.95	0.94	0.93	0.92	0.92

SEASONAL PROFILE 125 KMR_12

SEASONS	1 JANUARY	2 FEBRUARY	3 MARCH	4 APRIL	5 MAY	6 JUNE	7 JULY
SUBPERIODS							
1 WKDAY SEASONAL PROFILE ENTRY	1.00	0.97	0.95	0.93	0.92	0.91	0.90
2 WKNIGHT SEASONAL PROFILE ENTRY	1.00	0.97	0.95	0.93	0.92	0.91	0.90
3 WKEND SEASONAL PROFILE ENTRY	1.00	0.97	0.95	0.93	0.92	0.91	0.90

SEASONAL PROFILE 125 KMR_12

SEASONS	8 AUGUST	9 SEPTEMBR	10 OCTOBER	11 NOVEMBER	12 DECEMBER
SUBPERIODS					
1 WKDAY SEASONAL PROFILE ENTRY	0.89	0.89	0.89	0.89	0.89
2 WKNIGHT SEASONAL PROFILE ENTRY	0.89	0.89	0.89	0.89	0.89
3 WKEND SEASONAL PROFILE ENTRY	0.89	0.89	0.89	0.89	0.89

SEASONAL PROFILE 127 KNWR_11

SEASONS	1 JANUARY	2 FEBRUARY	3 MARCH	4 APRIL	5 MAY	6 JUNE	7 JULY

SUBPERIODS

1 WKDAY							
SEASONAL PROFILE ENTRY	1.00	1.00	1.00	1.00	1.00	1.00	1.00
2 WKNIGHT							
SEASONAL PROFILE ENTRY	1.00	1.00	1.00	1.00	1.00	1.00	1.00
3 WKEND							
SEASONAL PROFILE ENTRY	1.00	1.00	1.00	1.00	1.00	1.00	1.00

SEASONAL PROFILE 127 KNWR_11

SEASONS	8	9	10	11	12
	AUGUST	SEPTEMBR	OCTOBER	NOVEMBER	DECEMBER
SUBPERIODS					
1 WKDAY					
SEASONAL PROFILE ENTRY	1.00	0.99	0.99	0.98	0.98
2 WKNIGHT					
SEASONAL PROFILE ENTRY	1.00	0.99	0.99	0.98	0.98
3 WKEND					
SEASONAL PROFILE ENTRY	1.00	0.99	0.99	0.98	0.98

SEASONAL PROFILE 128 KNWR_12

SEASONS	1	2	3	4	5	6	7
	JANUARY	FEBRUARY	MARCH	APRIL	MAY	JUNE	JULY
SUBPERIODS							
1 WKDAY							
SEASONAL PROFILE ENTRY	1.00	0.96	0.94	0.93	0.92	0.91	0.91
2 WKNIGHT							
SEASONAL PROFILE ENTRY	1.00	0.96	0.94	0.93	0.92	0.91	0.91
3 WKEND							
SEASONAL PROFILE ENTRY	1.00	0.96	0.94	0.93	0.92	0.91	0.91

SEASONAL PROFILE 128 KNWR_12

SEASONS	8	9	10	11	12
	AUGUST	SEPTEMBR	OCTOBER	NOVEMBER	DECEMBER
SUBPERIODS					
1 WKDAY					
SEASONAL PROFILE ENTRY	0.90	0.90	0.90	0.90	0.90
2 WKNIGHT					
SEASONAL PROFILE ENTRY	0.90	0.90	0.90	0.90	0.90
3 WKEND					
SEASONAL PROFILE ENTRY	0.90	0.90	0.90	0.90	0.90

AEP EAST
GENERATION AND FUEL MODULE
INPUT SUMMARY REPORT

QUALIFIER = GAF.INPUT.PARAMETERS.

SEASONAL PROFILE 131 KYGR_11

SEASONS	1 JANUARY	2 FEBRUARY	3 MARCH	4 APRIL	5 MAY	6 JUNE	7 JULY
SUBPERIODS							
1 WKDAY SEASONAL PROFILE ENTRY	0.96	0.96	0.99	0.96	0.96	0.96	0.99
2 WKNIGHT SEASONAL PROFILE ENTRY	0.96	0.96	0.99	0.96	0.96	0.96	0.99
3 WKEND SEASONAL PROFILE ENTRY	0.96	0.96	0.99	0.96	0.96	0.96	0.99

SEASONAL PROFILE 131 KYGR_11

SEASONS	8 AUGUST	9 SEPTEMBR	10 OCTOBER	11 NOVEMBER	12 DECEMBER
SUBPERIODS					
1 WKDAY SEASONAL PROFILE ENTRY	1.00	0.99	0.98	0.98	1.00
2 WKNIGHT SEASONAL PROFILE ENTRY	1.00	0.99	0.98	0.98	1.00
3 WKEND SEASONAL PROFILE ENTRY	1.00	0.99	0.98	0.98	1.00

SEASONAL PROFILE 133 MTCH_11

SEASONS	1 JANUARY	2 FEBRUARY	3 MARCH	4 APRIL	5 MAY	6 JUNE	7 JULY
SUBPERIODS							
1 WKDAY SEASONAL PROFILE ENTRY	0.96	0.97	0.98	0.99	0.99	1.00	1.00
2 WKNIGHT SEASONAL PROFILE ENTRY	0.96	0.97	0.98	0.99	0.99	1.00	1.00
3 WKEND SEASONAL PROFILE ENTRY	0.96	0.97	0.98	0.99	0.99	1.00	1.00

SEASONAL PROFILE 133 MTCH_11

SEASONS	8 AUGUST	9 SEPTEMBR	10 OCTOBER	11 NOVEMBER	12 DECEMBER
SUBPERIODS					
1 WKDAY SEASONAL PROFILE ENTRY	1.00	1.00	1.00	0.99	0.99
2 WKNIGHT SEASONAL PROFILE ENTRY	1.00	1.00	1.00	0.99	0.99
3 WKEND SEASONAL PROFILE ENTRY	1.00	1.00	1.00	0.99	0.99

SEASONAL PROFILE 134 MTCH_12

SEASONS	1 JANUARY	2 FEBRUARY	3 MARCH	4 APRIL	5 MAY	6 JUNE	7 JULY
SUBPERIODS							
1 WKDAY SEASONAL PROFILE ENTRY	0.96	0.98	0.99	0.99	0.99	0.99	0.99
2 WKNIGHT SEASONAL PROFILE ENTRY	0.96	0.98	0.99	0.99	0.99	0.99	0.99
3 WKEND SEASONAL PROFILE ENTRY	0.96	0.98	0.99	0.99	0.99	0.99	0.99

SEASONAL PROFILE 134 MTCH_12

SEASONS	8 AUGUST	9 SEPTEMBR	10 OCTOBER	11 NOVEMBER	12 DECEMBER
SUBPERIODS					
1 WKDAY SEASONAL PROFILE ENTRY	1.00	1.00	1.00	1.00	1.00
2 WKNIGHT SEASONAL PROFILE ENTRY	1.00	1.00	1.00	1.00	1.00
3 WKEND SEASONAL PROFILE ENTRY	1.00	1.00	1.00	1.00	1.00

SEASONAL PROFILE 136 MNTR_11

SEASONS	1 JANUARY	2 FEBRUARY	3 MARCH	4 APRIL	5 MAY	6 JUNE	7 JULY

SUBPERIODS

1 WKDAY							
SEASONAL PROFILE ENTRY	1.00	0.99	0.99	0.98	0.97	0.96	0.95
2 WKNIGHT							
SEASONAL PROFILE ENTRY	1.00	0.99	0.99	0.98	0.97	0.96	0.95
3 WKEND							
SEASONAL PROFILE ENTRY	1.00	0.99	0.99	0.98	0.97	0.96	0.95

SEASONAL PROFILE 136 MNTR_11

SEASONS	8	9	10	11	12
	AUGUST	SEPTEMBR	OCTOBER	NOVEMBER	DECEMBER

SUBPERIODS

1 WKDAY					
SEASONAL PROFILE ENTRY	0.94	0.92	0.89	0.88	0.87
2 WKNIGHT					
SEASONAL PROFILE ENTRY	0.94	0.92	0.89	0.88	0.87
3 WKEND					
SEASONAL PROFILE ENTRY	0.94	0.92	0.89	0.88	0.87

SEASONAL PROFILE 137 MNTR_12

SEASONS	1	2	3	4	5	6	7
	JANUARY	FEBRUARY	MARCH	APRIL	MAY	JUNE	JULY

SUBPERIODS

1 WKDAY							
SEASONAL PROFILE ENTRY	1.00	0.95	0.95	0.95	0.95	0.95	0.96
2 WKNIGHT							
SEASONAL PROFILE ENTRY	1.00	0.95	0.95	0.95	0.95	0.95	0.96
3 WKEND							
SEASONAL PROFILE ENTRY	1.00	0.95	0.95	0.95	0.95	0.95	0.96

SEASONAL PROFILE 137 MNTR_12

SEASONS	8	9	10	11	12
	AUGUST	SEPTEMBR	OCTOBER	NOVEMBER	DECEMBER

SUBPERIODS

1 WKDAY					
SEASONAL PROFILE ENTRY	0.95	0.94	0.92	0.91	0.93
2 WKNIGHT					
SEASONAL PROFILE ENTRY	0.95	0.94	0.92	0.91	0.93
3 WKEND					
SEASONAL PROFILE ENTRY	0.95	0.94	0.92	0.91	0.93

AEP EAST
GENERATION AND FUEL MODULE
INPUT SUMMARY REPORT

QUALIFIER = GAF.INPUT.PARAMETERS.

SEASONAL PROFILE 139 MSKR_11

SEASONS	1 JANUARY	2 FEBRUARY	3 MARCH	4 APRIL	5 MAY	6 JUNE	7 JULY
SUBPERIODS							
1 WKDAY SEASONAL PROFILE ENTRY	0.99	0.99	0.98	0.98	0.98	0.98	0.99
2 WKNIGHT SEASONAL PROFILE ENTRY	0.99	0.99	0.98	0.98	0.98	0.98	0.99
3 WKEND SEASONAL PROFILE ENTRY	0.99	0.99	0.98	0.98	0.98	0.98	0.99

SEASONAL PROFILE 139 MSKR_11

SEASONS	8 AUGUST	9 SEPTEMBR	10 OCTOBER	11 NOVEMBER	12 DECEMBER
SUBPERIODS					
1 WKDAY SEASONAL PROFILE ENTRY	1.00	0.99	0.98	0.98	0.97
2 WKNIGHT SEASONAL PROFILE ENTRY	1.00	0.99	0.98	0.98	0.97
3 WKEND SEASONAL PROFILE ENTRY	1.00	0.99	0.98	0.98	0.97

SEASONAL PROFILE 140 MSKR_12

SEASONS	1 JANUARY	2 FEBRUARY	3 MARCH	4 APRIL	5 MAY	6 JUNE	7 JULY
SUBPERIODS							
1 WKDAY SEASONAL PROFILE ENTRY	1.00	0.99	0.98	0.97	0.97	0.96	0.96
2 WKNIGHT SEASONAL PROFILE ENTRY	1.00	0.99	0.98	0.97	0.97	0.96	0.96
3 WKEND SEASONAL PROFILE ENTRY	1.00	0.99	0.98	0.97	0.97	0.96	0.96

SEASONAL PROFILE 140 MSKR_12

SEASONS	8 AUGUST	9 SEPTEMBR	10 OCTOBER	11 NOVEMBER	12 DECEMBER
SUBPERIODS					
1 WKDAY SEASONAL PROFILE ENTRY	0.95	0.95	0.95	0.95	0.94
2 WKNIGHT SEASONAL PROFILE ENTRY	0.95	0.95	0.95	0.95	0.94
3 WKEND SEASONAL PROFILE ENTRY	0.95	0.95	0.95	0.95	0.94

SEASONAL PROFILE 142 MR5_11

SEASONS	1 JANUARY	2 FEBRUARY	3 MARCH	4 APRIL	5 MAY	6 JUNE	7 JULY
SUBPERIODS							
1 WKDAY SEASONAL PROFILE ENTRY	0.88	0.93	0.96	0.97	0.98	0.98	0.99
2 WKNIGHT SEASONAL PROFILE ENTRY	0.88	0.93	0.96	0.97	0.98	0.98	0.99
3 WKEND SEASONAL PROFILE ENTRY	0.88	0.93	0.96	0.97	0.98	0.98	0.99

SEASONAL PROFILE 142 MR5_11

SEASONS	8 AUGUST	9 SEPTEMBR	10 OCTOBER	11 NOVEMBER	12 DECEMBER
SUBPERIODS					
1 WKDAY SEASONAL PROFILE ENTRY	0.99	0.99	0.99	1.00	1.00
2 WKNIGHT SEASONAL PROFILE ENTRY	0.99	0.99	0.99	1.00	1.00
3 WKEND SEASONAL PROFILE ENTRY	0.99	0.99	0.99	1.00	1.00

SEASONAL PROFILE 143 MR5_12

SEASONS	1 JANUARY	2 FEBRUARY	3 MARCH	4 APRIL	5 MAY	6 JUNE	7 JULY

SUBPERIODS

1 WKDAY							
SEASONAL PROFILE ENTRY	1.00	0.99	0.98	0.97	0.97	0.96	0.96
2 WKNIGHT							
SEASONAL PROFILE ENTRY	1.00	0.99	0.98	0.97	0.97	0.96	0.96
3 WKEND							
SEASONAL PROFILE ENTRY	1.00	0.99	0.98	0.97	0.97	0.96	0.96

SEASONAL PROFILE 143 MR5_12

SEASONS	8 AUGUST	9 SEPTEMBR	10 OCTOBER	11 NOVEMBER	12 DECEMBER
SUBPERIODS					
1 WKDAY					
SEASONAL PROFILE ENTRY	0.96	0.96	0.96	0.96	0.96
2 WKNIGHT					
SEASONAL PROFILE ENTRY	0.96	0.96	0.96	0.96	0.96
3 WKEND					
SEASONAL PROFILE ENTRY	0.96	0.96	0.96	0.96	0.96

SEASONAL PROFILE 145 PSPR_11

SEASONS	1 JANUARY	2 FEBRUARY	3 MARCH	4 APRIL	5 MAY	6 JUNE	7 JULY
SUBPERIODS							
1 WKDAY							
SEASONAL PROFILE ENTRY	0.97	0.98	0.99	0.99	1.00	1.00	1.00
2 WKNIGHT							
SEASONAL PROFILE ENTRY	0.97	0.98	0.99	0.99	1.00	1.00	1.00
3 WKEND							
SEASONAL PROFILE ENTRY	0.97	0.98	0.99	0.99	1.00	1.00	1.00

SEASONAL PROFILE 145 PSPR_11

SEASONS	8 AUGUST	9 SEPTEMBR	10 OCTOBER	11 NOVEMBER	12 DECEMBER
SUBPERIODS					
1 WKDAY					
SEASONAL PROFILE ENTRY	1.00	1.00	0.99	0.98	0.98
2 WKNIGHT					
SEASONAL PROFILE ENTRY	1.00	1.00	0.99	0.98	0.98
3 WKEND					
SEASONAL PROFILE ENTRY	1.00	1.00	0.99	0.98	0.98

AEP EAST
GENERATION AND FUEL MODULE
INPUT SUMMARY REPORT

QUALIFIER = GAF.INPUT.PARAMETERS.

SEASONAL PROFILE 146 PSPR_12

SEASONS	1 JANUARY	2 FEBRUARY	3 MARCH	4 APRIL	5 MAY	6 JUNE	7 JULY
SUBPERIODS							
1 WKDAY SEASONAL PROFILE ENTRY	1.00	0.98	0.97	0.96	0.95	0.95	0.94
2 WKNIGHT SEASONAL PROFILE ENTRY	1.00	0.98	0.97	0.96	0.95	0.95	0.94
3 WKEND SEASONAL PROFILE ENTRY	1.00	0.98	0.97	0.96	0.95	0.95	0.94

SEASONAL PROFILE 146 PSPR_12

SEASONS	8 AUGUST	9 SEPTEMBR	10 OCTOBER	11 NOVEMBER	12 DECEMBER
SUBPERIODS					
1 WKDAY SEASONAL PROFILE ENTRY	0.94	0.94	0.94	0.93	0.93
2 WKNIGHT SEASONAL PROFILE ENTRY	0.94	0.94	0.94	0.93	0.93
3 WKEND SEASONAL PROFILE ENTRY	0.94	0.94	0.94	0.93	0.93

SEASONAL PROFILE 147

SEASONS	1 JANUARY	2 FEBRUARY	3 MARCH	4 APRIL	5 MAY	6 JUNE	7 JULY
SUBPERIODS							
1 WKDAY SEASONAL PROFILE ENTRY	1.00	1.00	1.00	1.00	1.00	1.00	1.00
2 WKNIGHT SEASONAL PROFILE ENTRY	1.00	1.00	1.00	1.00	1.00	1.00	1.00
3 WKEND SEASONAL PROFILE ENTRY	1.00	1.00	1.00	1.00	1.00	1.00	1.00

SEASONAL PROFILE 147

SEASONS	8 AUGUST	9 SEPTEMBR	10 OCTOBER	11 NOVEMBER	12 DECEMBER
SUBPERIODS					
1 WKDAY SEASONAL PROFILE ENTRY	1.00	1.00	1.00	1.00	1.00
2 WKNIGHT SEASONAL PROFILE ENTRY	1.00	1.00	1.00	1.00	1.00
3 WKEND SEASONAL PROFILE ENTRY	1.00	1.00	1.00	1.00	1.00

SEASONAL PROFILE 148 PCWY_11

SEASONS	1 JANUARY	2 FEBRUARY	3 MARCH	4 APRIL	5 MAY	6 JUNE	7 JULY
SUBPERIODS							
1 WKDAY SEASONAL PROFILE ENTRY	1.00	1.00	1.00	1.00	1.00	1.00	1.00
2 WKNIGHT SEASONAL PROFILE ENTRY	1.00	1.00	1.00	1.00	1.00	1.00	1.00
3 WKEND SEASONAL PROFILE ENTRY	1.00	1.00	1.00	1.00	1.00	1.00	1.00

SEASONAL PROFILE 148 PCWY_11

SEASONS	8 AUGUST	9 SEPTEMBR	10 OCTOBER	11 NOVEMBER	12 DECEMBER
SUBPERIODS					
1 WKDAY SEASONAL PROFILE ENTRY	0.97	0.96	0.96	0.96	0.95
2 WKNIGHT SEASONAL PROFILE ENTRY	0.97	0.96	0.96	0.96	0.95
3 WKEND SEASONAL PROFILE ENTRY	0.97	0.96	0.96	0.96	0.95

SEASONAL PROFILE 149 PCWY_12

SEASONS	1 JANUARY	2 FEBRUARY	3 MARCH	4 APRIL	5 MAY	6 JUNE	7 JULY

SUBPERIODS

1 WKDAY							
SEASONAL PROFILE ENTRY	1.00	0.99	0.99	0.99	0.99	0.97	0.93
2 WKNIGHT							
SEASONAL PROFILE ENTRY	1.00	0.99	0.99	0.99	0.99	0.97	0.93
3 WKEND							
SEASONAL PROFILE ENTRY	1.00	0.99	0.99	0.99	0.99	0.97	0.93

SEASONAL PROFILE 149 PCWY_12

SEASONS	8	9	10	11	12
	AUGUST	SEPTEMBR	OCTOBER	NOVEMBER	DECEMBER

SUBPERIODS

1 WKDAY					
SEASONAL PROFILE ENTRY	0.90	0.90	0.89	0.89	0.89
2 WKNIGHT					
SEASONAL PROFILE ENTRY	0.90	0.90	0.89	0.89	0.89
3 WKEND					
SEASONAL PROFILE ENTRY	0.90	0.90	0.89	0.89	0.89

SEASONAL PROFILE 151 ROCK_11

SEASONS	1	2	3	4	5	6	7
	JANUARY	FEBRUARY	MARCH	APRIL	MAY	JUNE	JULY

SUBPERIODS

1 WKDAY							
SEASONAL PROFILE ENTRY	1.00	1.00	1.00	0.99	0.99	0.99	0.99
2 WKNIGHT							
SEASONAL PROFILE ENTRY	1.00	1.00	1.00	0.99	0.99	0.99	0.99
3 WKEND							
SEASONAL PROFILE ENTRY	1.00	1.00	1.00	0.99	0.99	0.99	0.99

SEASONAL PROFILE 151 ROCK_11

SEASONS	8	9	10	11	12
	AUGUST	SEPTEMBR	OCTOBER	NOVEMBER	DECEMBER

SUBPERIODS

1 WKDAY					
SEASONAL PROFILE ENTRY	0.99	0.98	0.97	0.97	0.98
2 WKNIGHT					
SEASONAL PROFILE ENTRY	0.99	0.98	0.97	0.97	0.98
3 WKEND					
SEASONAL PROFILE ENTRY	0.99	0.98	0.97	0.97	0.98

AEP EAST
GENERATION AND FUEL MODULE
INPUT SUMMARY REPORT

QUALIFIER = GAF.INPUT.PARAMETERS.

SEASONAL PROFILE 152 ROCK_12

SEASONS	1 JANUARY	2 FEBRUARY	3 MARCH	4 APRIL	5 MAY	6 JUNE	7 JULY
SUBPERIODS							
1 WKDAY SEASONAL PROFILE ENTRY	1.00	0.99	0.99	0.98	0.97	0.96	0.95
2 WKNIGHT SEASONAL PROFILE ENTRY	1.00	0.99	0.99	0.98	0.97	0.96	0.95
3 WKEND SEASONAL PROFILE ENTRY	1.00	0.99	0.99	0.98	0.97	0.96	0.95

SEASONAL PROFILE 152 ROCK_12

SEASONS	8 AUGUST	9 SEPTEMBR	10 OCTOBER	11 NOVEMBER	12 DECEMBER
SUBPERIODS					
1 WKDAY SEASONAL PROFILE ENTRY	0.94	0.94	0.94	0.93	0.94
2 WKNIGHT SEASONAL PROFILE ENTRY	0.94	0.94	0.94	0.93	0.94
3 WKEND SEASONAL PROFILE ENTRY	0.94	0.94	0.94	0.93	0.94

SEASONAL PROFILE 154 STRT_11

SEASONS	1 JANUARY	2 FEBRUARY	3 MARCH	4 APRIL	5 MAY	6 JUNE	7 JULY
SUBPERIODS							
1 WKDAY SEASONAL PROFILE ENTRY	0.93	0.95	0.96	0.97	0.98	0.98	0.99
2 WKNIGHT SEASONAL PROFILE ENTRY	0.93	0.95	0.96	0.97	0.98	0.98	0.99
3 WKEND SEASONAL PROFILE ENTRY	0.93	0.95	0.96	0.97	0.98	0.98	0.99

SEASONAL PROFILE 154 STRT_11

SEASONS	8 AUGUST	9 SEPTEMBR	10 OCTOBER	11 NOVEMBER	12 DECEMBER
SUBPERIODS					
1 WKDAY SEASONAL PROFILE ENTRY	0.99	1.00	1.00	1.00	1.00
2 WKNIGHT SEASONAL PROFILE ENTRY	0.99	1.00	1.00	1.00	1.00
3 WKEND SEASONAL PROFILE ENTRY	0.99	1.00	1.00	1.00	1.00

SEASONAL PROFILE 155 STRT_12

SEASONS	1 JANUARY	2 FEBRUARY	3 MARCH	4 APRIL	5 MAY	6 JUNE	7 JULY
SUBPERIODS							
1 WKDAY SEASONAL PROFILE ENTRY	1.00	0.99	0.98	0.98	0.97	0.97	0.96
2 WKNIGHT SEASONAL PROFILE ENTRY	1.00	0.99	0.98	0.98	0.97	0.97	0.96
3 WKEND SEASONAL PROFILE ENTRY	1.00	0.99	0.98	0.98	0.97	0.97	0.96

SEASONAL PROFILE 155 STRT_12

SEASONS	8 AUGUST	9 SEPTEMBR	10 OCTOBER	11 NOVEMBER	12 DECEMBER
SUBPERIODS					
1 WKDAY SEASONAL PROFILE ENTRY	0.96	0.96	0.96	0.96	0.96
2 WKNIGHT SEASONAL PROFILE ENTRY	0.96	0.96	0.96	0.96	0.96
3 WKEND SEASONAL PROFILE ENTRY	0.96	0.96	0.96	0.96	0.96

SEASONAL PROFILE 157 TC123_11

SEASONS	1 JANUARY	2 FEBRUARY	3 MARCH	4 APRIL	5 MAY	6 JUNE	7 JULY

SUBPERIODS

1 WKDAY							
SEASONAL PROFILE ENTRY	0.99	0.99	0.99	0.99	1.00	1.00	1.00
2 WKNIGHT							
SEASONAL PROFILE ENTRY	0.99	0.99	0.99	0.99	1.00	1.00	1.00
3 WKEND							
SEASONAL PROFILE ENTRY	0.99	0.99	0.99	0.99	1.00	1.00	1.00

SEASONAL PROFILE 157 TC123_11

SEASONS	8	9	10	11	12
	AUGUST	SEPTEMBR	OCTOBER	NOVEMBER	DECEMBER
SUBPERIODS					
1 WKDAY					
SEASONAL PROFILE ENTRY	1.00	1.00	1.00	0.99	0.99
2 WKNIGHT					
SEASONAL PROFILE ENTRY	1.00	1.00	1.00	0.99	0.99
3 WKEND					
SEASONAL PROFILE ENTRY	1.00	1.00	1.00	0.99	0.99

SEASONAL PROFILE 158 TC123_12

SEASONS	1	2	3	4	5	6	7
	JANUARY	FEBRUARY	MARCH	APRIL	MAY	JUNE	JULY
SUBPERIODS							
1 WKDAY							
SEASONAL PROFILE ENTRY	0.99	0.99	0.99	0.99	1.00	1.00	1.00
2 WKNIGHT							
SEASONAL PROFILE ENTRY	0.99	0.99	0.99	0.99	1.00	1.00	1.00
3 WKEND							
SEASONAL PROFILE ENTRY	0.99	0.99	0.99	0.99	1.00	1.00	1.00

SEASONAL PROFILE 158 TC123_12

SEASONS	8	9	10	11	12
	AUGUST	SEPTEMBR	OCTOBER	NOVEMBER	DECEMBER
SUBPERIODS					
1 WKDAY					
SEASONAL PROFILE ENTRY	0.99	1.00	0.99	0.99	0.99
2 WKNIGHT					
SEASONAL PROFILE ENTRY	0.99	1.00	0.99	0.99	0.99
3 WKEND					
SEASONAL PROFILE ENTRY	0.99	1.00	0.99	0.99	0.99

AEP EAST
GENERATION AND FUEL MODULE
INPUT SUMMARY REPORT

QUALIFIER = GAF.INPUT.PARAMETERS.

SEASONAL PROFILE 160 TC4_11

SEASONS	1 JANUARY	2 FEBRUARY	3 MARCH	4 APRIL	5 MAY	6 JUNE	7 JULY
SUBPERIODS							
1 WKDAY SEASONAL PROFILE ENTRY	1.00	1.00	1.00	1.00	0.95	0.91	0.88
2 WKNIGHT SEASONAL PROFILE ENTRY	1.00	1.00	1.00	1.00	0.95	0.91	0.88
3 WKEND SEASONAL PROFILE ENTRY	1.00	1.00	1.00	1.00	0.95	0.91	0.88

SEASONAL PROFILE 160 TC4_11

SEASONS	8 AUGUST	9 SEPTEMBR	10 OCTOBER	11 NOVEMBER	12 DECEMBER
SUBPERIODS					
1 WKDAY SEASONAL PROFILE ENTRY	0.87	0.85	0.85	0.85	0.84
2 WKNIGHT SEASONAL PROFILE ENTRY	0.87	0.85	0.85	0.85	0.84
3 WKEND SEASONAL PROFILE ENTRY	0.87	0.85	0.85	0.85	0.84

SEASONAL PROFILE 161 TC4_12

SEASONS	1 JANUARY	2 FEBRUARY	3 MARCH	4 APRIL	5 MAY	6 JUNE	7 JULY
SUBPERIODS							
1 WKDAY SEASONAL PROFILE ENTRY	1.00	0.99	0.99	0.98	0.97	0.97	0.97
2 WKNIGHT SEASONAL PROFILE ENTRY	1.00	0.99	0.99	0.98	0.97	0.97	0.97
3 WKEND SEASONAL PROFILE ENTRY	1.00	0.99	0.99	0.98	0.97	0.97	0.97

SEASONAL PROFILE 161 TC4_12

SEASONS	8 AUGUST	9 SEPTEMBR	10 OCTOBER	11 NOVEMBER	12 DECEMBER
SUBPERIODS					
1 WKDAY SEASONAL PROFILE ENTRY	0.96	0.96	0.96	0.96	0.97
2 WKNIGHT SEASONAL PROFILE ENTRY	0.96	0.96	0.96	0.96	0.97
3 WKEND SEASONAL PROFILE ENTRY	0.96	0.96	0.96	0.96	0.97

SEASONAL PROFILE 163 ZMR_11

SEASONS	1 JANUARY	2 FEBRUARY	3 MARCH	4 APRIL	5 MAY	6 JUNE	7 JULY
SUBPERIODS							
1 WKDAY SEASONAL PROFILE ENTRY	0.89	0.92	0.94	0.95	0.96	0.97	0.98
2 WKNIGHT SEASONAL PROFILE ENTRY	0.89	0.92	0.94	0.95	0.96	0.97	0.98
3 WKEND SEASONAL PROFILE ENTRY	0.89	0.92	0.94	0.95	0.96	0.97	0.98

SEASONAL PROFILE 163 ZMR_11

SEASONS	8 AUGUST	9 SEPTEMBR	10 OCTOBER	11 NOVEMBER	12 DECEMBER
SUBPERIODS					
1 WKDAY SEASONAL PROFILE ENTRY	0.98	0.99	0.99	1.00	1.00
2 WKNIGHT SEASONAL PROFILE ENTRY	0.98	0.99	0.99	1.00	1.00
3 WKEND SEASONAL PROFILE ENTRY	0.98	0.99	0.99	1.00	1.00

SEASONAL PROFILE 164 ZMR_12

SEASONS	1 JANUARY	2 FEBRUARY	3 MARCH	4 APRIL	5 MAY	6 JUNE	7 JULY

SUBPERIODS

1 WKDAY							
SEASONAL PROFILE ENTRY	1.00	0.99	0.98	0.98	0.98	0.98	0.98
2 WKNIGHT							
SEASONAL PROFILE ENTRY	1.00	0.99	0.98	0.98	0.98	0.98	0.98
3 WKEND							
SEASONAL PROFILE ENTRY	1.00	0.99	0.98	0.98	0.98	0.98	0.98

SEASONAL PROFILE 164 ZMR_12

SEASONS	8 AUGUST	9 SEPTEMBR	10 OCTOBER	11 NOVEMBER	12 DECEMBER
SUBPERIODS					
1 WKDAY					
SEASONAL PROFILE ENTRY	0.98	0.98	0.98	0.98	0.98
2 WKNIGHT					
SEASONAL PROFILE ENTRY	0.98	0.98	0.98	0.98	0.98
3 WKEND					
SEASONAL PROFILE ENTRY	0.98	0.98	0.98	0.98	0.98

SEASONAL PROFILE 166 CER_11

SEASONS	1 JANUARY	2 FEBRUARY	3 MARCH	4 APRIL	5 MAY	6 JUNE	7 JULY
SUBPERIODS							
1 WKDAY							
SEASONAL PROFILE ENTRY	0.99	0.99	0.97	0.89	0.88	0.89	0.90
2 WKNIGHT							
SEASONAL PROFILE ENTRY	0.99	0.99	0.97	0.89	0.88	0.89	0.90
3 WKEND							
SEASONAL PROFILE ENTRY	0.99	0.99	0.97	0.89	0.88	0.89	0.90

SEASONAL PROFILE 166 CER_11

SEASONS	8 AUGUST	9 SEPTEMBR	10 OCTOBER	11 NOVEMBER	12 DECEMBER
SUBPERIODS					
1 WKDAY					
SEASONAL PROFILE ENTRY	0.91	0.91	0.93	0.96	1.00
2 WKNIGHT					
SEASONAL PROFILE ENTRY	0.91	0.91	0.93	0.96	1.00
3 WKEND					
SEASONAL PROFILE ENTRY	0.91	0.91	0.93	0.96	1.00

AEP EAST
GENERATION AND FUEL MODULE
INPUT SUMMARY REPORT

QUALIFIER = GAF.INPUT.PARAMETERS.

SEASONAL PROFILE 168 DARB_11

SEASONS	1 JANUARY	2 FEBRUARY	3 MARCH	4 APRIL	5 MAY	6 JUNE	7 JULY
SUBPERIODS							
1 WKDAY SEASONAL PROFILE ENTRY	0.97	0.97	0.95	0.89	0.88	0.90	0.91
2 WKNIGHT SEASONAL PROFILE ENTRY	0.97	0.97	0.95	0.89	0.88	0.90	0.91
3 WKEND SEASONAL PROFILE ENTRY	0.97	0.97	0.95	0.89	0.88	0.90	0.91

SEASONAL PROFILE 168 DARB_11

SEASONS	8 AUGUST	9 SEPTEMBR	10 OCTOBER	11 NOVEMBER	12 DECEMBER
SUBPERIODS					
1 WKDAY SEASONAL PROFILE ENTRY	0.92	0.92	0.93	0.96	1.00
2 WKNIGHT SEASONAL PROFILE ENTRY	0.92	0.92	0.93	0.96	1.00
3 WKEND SEASONAL PROFILE ENTRY	0.92	0.92	0.93	0.96	1.00

SEASONAL PROFILE 170 WATR_11

SEASONS	1 JANUARY	2 FEBRUARY	3 MARCH	4 APRIL	5 MAY	6 JUNE	7 JULY
SUBPERIODS							
1 WKDAY SEASONAL PROFILE ENTRY	0.95	0.95	0.92	0.78	0.78	0.79	0.79
2 WKNIGHT SEASONAL PROFILE ENTRY	0.95	0.95	0.92	0.78	0.78	0.79	0.79
3 WKEND SEASONAL PROFILE ENTRY	0.95	0.95	0.92	0.78	0.78	0.79	0.79

SEASONAL PROFILE 170 WATR_11

SEASONS	8 AUGUST	9 SEPTEMBR	10 OCTOBER	11 NOVEMBER	12 DECEMBER
SUBPERIODS					
1 WKDAY SEASONAL PROFILE ENTRY	0.80	0.81	0.82	0.97	1.00
2 WKNIGHT SEASONAL PROFILE ENTRY	0.80	0.81	0.82	0.97	1.00
3 WKEND SEASONAL PROFILE ENTRY	0.80	0.81	0.82	0.97	1.00

SEASONAL PROFILE 171 CDW_12

SEASONS	1 JANUARY	2 FEBRUARY	3 MARCH	4 APRIL	5 MAY	6 JUNE	7 JULY
SUBPERIODS							
1 WKDAY SEASONAL PROFILE ENTRY	1.00	1.00	0.97	0.87	0.86	0.87	0.88
2 WKNIGHT SEASONAL PROFILE ENTRY	1.00	1.00	0.97	0.87	0.86	0.87	0.88
3 WKEND SEASONAL PROFILE ENTRY	1.00	1.00	0.97	0.87	0.86	0.87	0.88

SEASONAL PROFILE 171 CDW_12

SEASONS	8 AUGUST	9 SEPTEMBR	10 OCTOBER	11 NOVEMBER	12 DECEMBER
SUBPERIODS					
1 WKDAY SEASONAL PROFILE ENTRY	0.89	0.90	0.91	0.95	0.99
2 WKNIGHT SEASONAL PROFILE ENTRY	0.89	0.90	0.91	0.95	0.99
3 WKEND SEASONAL PROFILE ENTRY	0.89	0.90	0.91	0.95	0.99

SEASONAL PROFILE 172 CDW_13

SEASONS	1 JANUARY	2 FEBRUARY	3 MARCH	4 APRIL	5 MAY	6 JUNE	7 JULY

SUBPERIODS

1 WKDAY							
SEASONAL PROFILE ENTRY	0.86	0.85	0.83	0.80	0.80	0.83	0.86
2 WKNIGHT							
SEASONAL PROFILE ENTRY	0.86	0.85	0.83	0.80	0.80	0.83	0.86
3 WKEND							
SEASONAL PROFILE ENTRY	0.86	0.85	0.83	0.80	0.80	0.83	0.86

SEASONAL PROFILE 172 CDW_13

SEASONS	8	9	10	11	12
	AUGUST	SEPTEMBR	OCTOBER	NOVEMBER	DECEMBER

SUBPERIODS

1 WKDAY					
SEASONAL PROFILE ENTRY	0.87	0.88	0.90	0.97	1.00
2 WKNIGHT					
SEASONAL PROFILE ENTRY	0.87	0.88	0.90	0.97	1.00
3 WKEND					
SEASONAL PROFILE ENTRY	0.87	0.88	0.90	0.97	1.00

SEASONAL PROFILE 173 CDW_14

SEASONS	1	2	3	4	5	6	7
	JANUARY	FEBRUARY	MARCH	APRIL	MAY	JUNE	JULY

SUBPERIODS

1 WKDAY							
SEASONAL PROFILE ENTRY	1.00	0.98	0.93	0.88	0.87	0.88	0.89
2 WKNIGHT							
SEASONAL PROFILE ENTRY	1.00	0.98	0.93	0.88	0.87	0.88	0.89
3 WKEND							
SEASONAL PROFILE ENTRY	1.00	0.98	0.93	0.88	0.87	0.88	0.89

SEASONAL PROFILE 173 CDW_14

SEASONS	8	9	10	11	12
	AUGUST	SEPTEMBR	OCTOBER	NOVEMBER	DECEMBER

SUBPERIODS

1 WKDAY					
SEASONAL PROFILE ENTRY	0.89	0.88	0.89	0.94	0.98
2 WKNIGHT					
SEASONAL PROFILE ENTRY	0.89	0.88	0.89	0.94	0.98
3 WKEND					
SEASONAL PROFILE ENTRY	0.89	0.88	0.89	0.94	0.98

AEP EAST
GENERATION AND FUEL MODULE
INPUT SUMMARY REPORT

QUALIFIER = GAF.INPUT.PARAMETERS.

SEASONAL PROFILE 174 CDW_15

SEASONS	1 JANUARY	2 FEBRUARY	3 MARCH	4 APRIL	5 MAY	6 JUNE	7 JULY
SUBPERIODS							
1 WKDAY SEASONAL PROFILE ENTRY	1.00	0.98	0.93	0.88	0.86	0.88	0.89
2 WKNIGHT SEASONAL PROFILE ENTRY	1.00	0.98	0.93	0.88	0.86	0.88	0.89
3 WKEND SEASONAL PROFILE ENTRY	1.00	0.98	0.93	0.88	0.86	0.88	0.89

SEASONAL PROFILE 174 CDW_15

SEASONS	8 AUGUST	9 SEPTEMBR	10 OCTOBER	11 NOVEMBER	12 DECEMBER
SUBPERIODS					
1 WKDAY SEASONAL PROFILE ENTRY	0.89	0.88	0.89	0.94	0.98
2 WKNIGHT SEASONAL PROFILE ENTRY	0.89	0.88	0.89	0.94	0.98
3 WKEND SEASONAL PROFILE ENTRY	0.89	0.88	0.89	0.94	0.98

SEASONAL PROFILE 175 CDW_16

SEASONS	1 JANUARY	2 FEBRUARY	3 MARCH	4 APRIL	5 MAY	6 JUNE	7 JULY
SUBPERIODS							
1 WKDAY SEASONAL PROFILE ENTRY	1.00	0.98	0.93	0.88	0.86	0.88	0.89
2 WKNIGHT SEASONAL PROFILE ENTRY	1.00	0.98	0.93	0.88	0.86	0.88	0.89
3 WKEND SEASONAL PROFILE ENTRY	1.00	0.98	0.93	0.88	0.86	0.88	0.89

SEASONAL PROFILE 175 CDW_16

SEASONS	8 AUGUST	9 SEPTEMBR	10 OCTOBER	11 NOVEMBER	12 DECEMBER
SUBPERIODS					
1 WKDAY SEASONAL PROFILE ENTRY	0.89	0.88	0.89	0.94	0.98
2 WKNIGHT SEASONAL PROFILE ENTRY	0.89	0.88	0.89	0.94	0.98
3 WKEND SEASONAL PROFILE ENTRY	0.89	0.88	0.89	0.94	0.98

SEASONAL PROFILE 176 CDW_17

SEASONS	1 JANUARY	2 FEBRUARY	3 MARCH	4 APRIL	5 MAY	6 JUNE	7 JULY
SUBPERIODS							
1 WKDAY SEASONAL PROFILE ENTRY	1.00	0.98	0.93	0.88	0.86	0.88	0.89
2 WKNIGHT SEASONAL PROFILE ENTRY	1.00	0.98	0.93	0.88	0.86	0.88	0.89
3 WKEND SEASONAL PROFILE ENTRY	1.00	0.98	0.93	0.88	0.86	0.88	0.89

SEASONAL PROFILE 176 CDW_17

SEASONS	8 AUGUST	9 SEPTEMBR	10 OCTOBER	11 NOVEMBER	12 DECEMBER
SUBPERIODS					
1 WKDAY SEASONAL PROFILE ENTRY	0.89	0.88	0.89	0.94	0.98
2 WKNIGHT SEASONAL PROFILE ENTRY	0.89	0.88	0.89	0.94	0.98
3 WKEND SEASONAL PROFILE ENTRY	0.89	0.88	0.89	0.94	0.98

SEASONAL PROFILE 177 CDW_18

SEASONS	1 JANUARY	2 FEBRUARY	3 MARCH	4 APRIL	5 MAY	6 JUNE	7 JULY

SUBPERIODS

1 WKDAY							
SEASONAL PROFILE ENTRY	1.00	0.98	0.93	0.88	0.86	0.87	0.89
2 WKNIGHT							
SEASONAL PROFILE ENTRY	1.00	0.98	0.93	0.88	0.86	0.87	0.89
3 WKEND							
SEASONAL PROFILE ENTRY	1.00	0.98	0.93	0.88	0.86	0.87	0.89

SEASONAL PROFILE 177 CDW_18

SEASONS	8	9	10	11	12
	AUGUST	SEPTEMBR	OCTOBER	NOVEMBER	DECEMBER
SUBPERIODS					
1 WKDAY					
SEASONAL PROFILE ENTRY	0.89	0.88	0.89	0.94	0.98
2 WKNIGHT					
SEASONAL PROFILE ENTRY	0.89	0.88	0.89	0.94	0.98
3 WKEND					
SEASONAL PROFILE ENTRY	0.89	0.88	0.89	0.94	0.98

SEASONAL PROFILE 178 DRES_09

SEASONS	1	2	3	4	5	6	7
	JANUARY	FEBRUARY	MARCH	APRIL	MAY	JUNE	JULY
SUBPERIODS							
1 WKDAY							
SEASONAL PROFILE ENTRY	0.85	0.85	0.85	0.83	0.84	0.85	0.87
2 WKNIGHT							
SEASONAL PROFILE ENTRY	0.85	0.85	0.85	0.83	0.84	0.85	0.87
3 WKEND							
SEASONAL PROFILE ENTRY	0.85	0.85	0.85	0.83	0.84	0.85	0.87

SEASONAL PROFILE 178 DRES_09

SEASONS	8	9	10	11	12
	AUGUST	SEPTEMBR	OCTOBER	NOVEMBER	DECEMBER
SUBPERIODS					
1 WKDAY					
SEASONAL PROFILE ENTRY	0.88	0.88	0.90	0.95	1.00
2 WKNIGHT					
SEASONAL PROFILE ENTRY	0.88	0.88	0.90	0.95	1.00
3 WKEND					
SEASONAL PROFILE ENTRY	0.88	0.88	0.90	0.95	1.00

AEP EAST
GENERATION AND FUEL MODULE
INPUT SUMMARY REPORT

QUALIFIER = GAF.INPUT.PARAMETERS.

SEASONAL PROFILE 179 DRES_13

SEASONS	1 JANUARY	2 FEBRUARY	3 MARCH	4 APRIL	5 MAY	6 JUNE	7 JULY
SUBPERIODS							
1 WKDAY SEASONAL PROFILE ENTRY	0.87	0.87	0.82	0.78	0.78	0.81	0.84
2 WKNIGHT SEASONAL PROFILE ENTRY	0.87	0.87	0.82	0.78	0.78	0.81	0.84
3 WKEND SEASONAL PROFILE ENTRY	0.87	0.87	0.82	0.78	0.78	0.81	0.84

SEASONAL PROFILE 179 DRES_13

SEASONS	8 AUGUST	9 SEPTEMBR	10 OCTOBER	11 NOVEMBER	12 DECEMBER
SUBPERIODS					
1 WKDAY SEASONAL PROFILE ENTRY	0.85	0.85	0.88	0.97	1.00
2 WKNIGHT SEASONAL PROFILE ENTRY	0.85	0.85	0.88	0.97	1.00
3 WKEND SEASONAL PROFILE ENTRY	0.85	0.85	0.88	0.97	1.00

SEASONAL PROFILE 180 DRES_14

SEASONS	1 JANUARY	2 FEBRUARY	3 MARCH	4 APRIL	5 MAY	6 JUNE	7 JULY
SUBPERIODS							
1 WKDAY SEASONAL PROFILE ENTRY	1.00	0.98	0.90	0.85	0.83	0.85	0.86
2 WKNIGHT SEASONAL PROFILE ENTRY	1.00	0.98	0.90	0.85	0.83	0.85	0.86
3 WKEND SEASONAL PROFILE ENTRY	1.00	0.98	0.90	0.85	0.83	0.85	0.86

SEASONAL PROFILE 180 DRES_14

SEASONS	8 AUGUST	9 SEPTEMBR	10 OCTOBER	11 NOVEMBER	12 DECEMBER
SUBPERIODS					
1 WKDAY SEASONAL PROFILE ENTRY	0.86	0.85	0.86	0.93	0.96
2 WKNIGHT SEASONAL PROFILE ENTRY	0.86	0.85	0.86	0.93	0.96
3 WKEND SEASONAL PROFILE ENTRY	0.86	0.85	0.86	0.93	0.96

SEASONAL PROFILE 181 DRES_15

SEASONS	1 JANUARY	2 FEBRUARY	3 MARCH	4 APRIL	5 MAY	6 JUNE	7 JULY
SUBPERIODS							
1 WKDAY SEASONAL PROFILE ENTRY	1.00	0.98	0.90	0.85	0.83	0.85	0.86
2 WKNIGHT SEASONAL PROFILE ENTRY	1.00	0.98	0.90	0.85	0.83	0.85	0.86
3 WKEND SEASONAL PROFILE ENTRY	1.00	0.98	0.90	0.85	0.83	0.85	0.86

SEASONAL PROFILE 181 DRES_15

SEASONS	8 AUGUST	9 SEPTEMBR	10 OCTOBER	11 NOVEMBER	12 DECEMBER
SUBPERIODS					
1 WKDAY SEASONAL PROFILE ENTRY	0.86	0.85	0.86	0.93	0.96
2 WKNIGHT SEASONAL PROFILE ENTRY	0.86	0.85	0.86	0.93	0.96
3 WKEND SEASONAL PROFILE ENTRY	0.86	0.85	0.86	0.93	0.96

SEASONAL PROFILE 182 DRES_16

SEASONS	1 JANUARY	2 FEBRUARY	3 MARCH	4 APRIL	5 MAY	6 JUNE	7 JULY

SUBPERIODS

1 WKDAY							
SEASONAL PROFILE ENTRY	1.00	0.98	0.90	0.85	0.83	0.85	0.86
2 WKNIGHT							
SEASONAL PROFILE ENTRY	1.00	0.98	0.90	0.85	0.83	0.85	0.86
3 WKEND							
SEASONAL PROFILE ENTRY	1.00	0.98	0.90	0.85	0.83	0.85	0.86

SEASONAL PROFILE 182 DRES_16

SEASONS	8	9	10	11	12
	AUGUST	SEPTEMBR	OCTOBER	NOVEMBER	DECEMBER

SUBPERIODS

1 WKDAY					
SEASONAL PROFILE ENTRY	0.86	0.85	0.86	0.93	0.96
2 WKNIGHT					
SEASONAL PROFILE ENTRY	0.86	0.85	0.86	0.93	0.96
3 WKEND					
SEASONAL PROFILE ENTRY	0.86	0.85	0.86	0.93	0.96

SEASONAL PROFILE 183 DRES_17

SEASONS	1	2	3	4	5	6	7
	JANUARY	FEBRUARY	MARCH	APRIL	MAY	JUNE	JULY

SUBPERIODS

1 WKDAY							
SEASONAL PROFILE ENTRY	1.00	0.98	0.90	0.85	0.83	0.85	0.86
2 WKNIGHT							
SEASONAL PROFILE ENTRY	1.00	0.98	0.90	0.85	0.83	0.85	0.86
3 WKEND							
SEASONAL PROFILE ENTRY	1.00	0.98	0.90	0.85	0.83	0.85	0.86

SEASONAL PROFILE 183 DRES_17

SEASONS	8	9	10	11	12
	AUGUST	SEPTEMBR	OCTOBER	NOVEMBER	DECEMBER

SUBPERIODS

1 WKDAY					
SEASONAL PROFILE ENTRY	0.86	0.85	0.86	0.93	0.96
2 WKNIGHT					
SEASONAL PROFILE ENTRY	0.86	0.85	0.86	0.93	0.96
3 WKEND					
SEASONAL PROFILE ENTRY	0.86	0.85	0.86	0.93	0.96

AEP EAST
GENERATION AND FUEL MODULE
INPUT SUMMARY REPORT

QUALIFIER = GAF.INPUT.PARAMETERS.

SEASONAL PROFILE 184 DRES_18

SEASONS	1 JANUARY	2 FEBRUARY	3 MARCH	4 APRIL	5 MAY	6 JUNE	7 JULY
SUBPERIODS							
1 WKDAY SEASONAL PROFILE ENTRY	1.00	0.98	0.90	0.85	0.83	0.85	0.86
2 WKNIGHT SEASONAL PROFILE ENTRY	1.00	0.98	0.90	0.85	0.83	0.85	0.86
3 WKEND SEASONAL PROFILE ENTRY	1.00	0.98	0.90	0.85	0.83	0.85	0.86

SEASONAL PROFILE 184 DRES_18

SEASONS	8 AUGUST	9 SEPTEMBR	10 OCTOBER	11 NOVEMBER	12 DECEMBER
SUBPERIODS					
1 WKDAY SEASONAL PROFILE ENTRY	0.86	0.85	0.86	0.93	0.96
2 WKNIGHT SEASONAL PROFILE ENTRY	0.86	0.85	0.86	0.93	0.96
3 WKEND SEASONAL PROFILE ENTRY	0.86	0.85	0.86	0.93	0.96

SEASONAL PROFILE 185 DRES_161

SEASONS	1 JANUARY	2 FEBRUARY	3 MARCH	4 APRIL	5 MAY	6 JUNE	7 JULY
SUBPERIODS							
1 WKDAY SEASONAL PROFILE ENTRY	1.00	0.98	0.90	0.85	0.83	0.85	0.86
2 WKNIGHT SEASONAL PROFILE ENTRY	1.00	0.98	0.90	0.85	0.83	0.85	0.86
3 WKEND SEASONAL PROFILE ENTRY	1.00	0.98	0.90	0.85	0.83	0.85	0.86

SEASONAL PROFILE 185 DRES_161

SEASONS	8 AUGUST	9 SEPTEMBR	10 OCTOBER	11 NOVEMBER	12 DECEMBER
SUBPERIODS					
1 WKDAY SEASONAL PROFILE ENTRY	0.86	0.85	0.86	0.93	0.96
2 WKNIGHT SEASONAL PROFILE ENTRY	0.86	0.85	0.86	0.93	0.96
3 WKEND SEASONAL PROFILE ENTRY	0.86	0.85	0.86	0.93	0.96

SEASONAL PROFILE 186 DRES_20

SEASONS	1 JANUARY	2 FEBRUARY	3 MARCH	4 APRIL	5 MAY	6 JUNE	7 JULY
SUBPERIODS							
1 WKDAY SEASONAL PROFILE ENTRY	1.00	0.98	0.90	0.85	0.84	0.85	0.86
2 WKNIGHT SEASONAL PROFILE ENTRY	1.00	0.98	0.90	0.85	0.84	0.85	0.86
3 WKEND SEASONAL PROFILE ENTRY	1.00	0.98	0.90	0.85	0.84	0.85	0.86

SEASONAL PROFILE 186 DRES_20

SEASONS	8 AUGUST	9 SEPTEMBR	10 OCTOBER	11 NOVEMBER	12 DECEMBER
SUBPERIODS					
1 WKDAY SEASONAL PROFILE ENTRY	0.86	0.85	0.87	0.93	0.96
2 WKNIGHT SEASONAL PROFILE ENTRY	0.86	0.85	0.87	0.93	0.96
3 WKEND SEASONAL PROFILE ENTRY	0.86	0.85	0.87	0.93	0.96

SEASONAL PROFILE 187 DRES_18

SEASONS	1 JANUARY	2 FEBRUARY	3 MARCH	4 APRIL	5 MAY	6 JUNE	7 JULY

SUBPERIODS

1 WKDAY							
SEASONAL PROFILE ENTRY	1.00	0.98	0.91	0.87	0.85	0.86	0.88
2 WKNIGHT							
SEASONAL PROFILE ENTRY	1.00	0.98	0.91	0.87	0.85	0.86	0.88
3 WKEND							
SEASONAL PROFILE ENTRY	1.00	0.98	0.91	0.87	0.85	0.86	0.88

SEASONAL PROFILE 187 DRES_18

SEASONS	8	9	10	11	12
	AUGUST	SEPTEMBR	OCTOBER	NOVEMBER	DECEMBER

SUBPERIODS

1 WKDAY					
SEASONAL PROFILE ENTRY	0.88	0.87	0.88	0.94	0.97
2 WKNIGHT					
SEASONAL PROFILE ENTRY	0.88	0.87	0.88	0.94	0.97
3 WKEND					
SEASONAL PROFILE ENTRY	0.88	0.87	0.88	0.94	0.97

SEASONAL PROFILE 188 DRES_19

SEASONS	1	2	3	4	5	6	7
	JANUARY	FEBRUARY	MARCH	APRIL	MAY	JUNE	JULY

SUBPERIODS

1 WKDAY							
SEASONAL PROFILE ENTRY	1.00	0.99	0.91	0.87	0.85	0.86	0.88
2 WKNIGHT							
SEASONAL PROFILE ENTRY	1.00	0.99	0.91	0.87	0.85	0.86	0.88
3 WKEND							
SEASONAL PROFILE ENTRY	1.00	0.99	0.91	0.87	0.85	0.86	0.88

SEASONAL PROFILE 188 DRES_19

SEASONS	8	9	10	11	12
	AUGUST	SEPTEMBR	OCTOBER	NOVEMBER	DECEMBER

SUBPERIODS

1 WKDAY					
SEASONAL PROFILE ENTRY	0.88	0.87	0.88	0.94	0.97
2 WKNIGHT					
SEASONAL PROFILE ENTRY	0.88	0.87	0.88	0.94	0.97
3 WKEND					
SEASONAL PROFILE ENTRY	0.88	0.87	0.88	0.94	0.97

AEP EAST
GENERATION AND FUEL MODULE
INPUT SUMMARY REPORT

QUALIFIER = GAF.INPUT.PARAMETERS.

SEASONAL PROFILE 189 DRES_20

SEASONS	1 JANUARY	2 FEBRUARY	3 MARCH	4 APRIL	5 MAY	6 JUNE	7 JULY
SUBPERIODS							
1 WKDAY SEASONAL PROFILE ENTRY	1.00	0.99	0.91	0.87	0.85	0.86	0.88
2 WKNIGHT SEASONAL PROFILE ENTRY	1.00	0.99	0.91	0.87	0.85	0.86	0.88
3 WKEND SEASONAL PROFILE ENTRY	1.00	0.99	0.91	0.87	0.85	0.86	0.88

SEASONAL PROFILE 189 DRES_20

SEASONS	8 AUGUST	9 SEPTEMBR	10 OCTOBER	11 NOVEMBER	12 DECEMBER
SUBPERIODS					
1 WKDAY SEASONAL PROFILE ENTRY	0.88	0.87	0.88	0.94	0.97
2 WKNIGHT SEASONAL PROFILE ENTRY	0.88	0.87	0.88	0.94	0.97
3 WKEND SEASONAL PROFILE ENTRY	0.88	0.87	0.88	0.94	0.97

SEASONAL PROFILE 191 LWRG_11

SEASONS	1 JANUARY	2 FEBRUARY	3 MARCH	4 APRIL	5 MAY	6 JUNE	7 JULY
SUBPERIODS							
1 WKDAY SEASONAL PROFILE ENTRY	0.99	0.99	0.96	0.85	0.84	0.85	0.86
2 WKNIGHT SEASONAL PROFILE ENTRY	0.99	0.99	0.96	0.85	0.84	0.85	0.86
3 WKEND SEASONAL PROFILE ENTRY	0.99	0.99	0.96	0.85	0.84	0.85	0.86

SEASONAL PROFILE 191 LWRG_11

SEASONS	8 AUGUST	9 SEPTEMBR	10 OCTOBER	11 NOVEMBER	12 DECEMBER
SUBPERIODS					
1 WKDAY SEASONAL PROFILE ENTRY	0.87	0.87	0.88	0.97	1.00
2 WKNIGHT SEASONAL PROFILE ENTRY	0.87	0.87	0.88	0.97	1.00
3 WKEND SEASONAL PROFILE ENTRY	0.87	0.87	0.88	0.97	1.00

SEASONAL PROFILE 192 LWRG_12

SEASONS	1 JANUARY	2 FEBRUARY	3 MARCH	4 APRIL	5 MAY	6 JUNE	7 JULY
SUBPERIODS							
1 WKDAY SEASONAL PROFILE ENTRY	1.00	1.00	0.97	0.84	0.84	0.85	0.86
2 WKNIGHT SEASONAL PROFILE ENTRY	1.00	1.00	0.97	0.84	0.84	0.85	0.86
3 WKEND SEASONAL PROFILE ENTRY	1.00	1.00	0.97	0.84	0.84	0.85	0.86

SEASONAL PROFILE 192 LWRG_12

SEASONS	8 AUGUST	9 SEPTEMBR	10 OCTOBER	11 NOVEMBER	12 DECEMBER
SUBPERIODS					
1 WKDAY SEASONAL PROFILE ENTRY	0.86	0.87	0.88	0.95	0.99
2 WKNIGHT SEASONAL PROFILE ENTRY	0.86	0.87	0.88	0.95	0.99
3 WKEND SEASONAL PROFILE ENTRY	0.86	0.87	0.88	0.95	0.99

SEASONAL PROFILE 193 LWRG_13

SEASONS	1 JANUARY	2 FEBRUARY	3 MARCH	4 APRIL	5 MAY	6 JUNE	7 JULY

SUBPERIODS

1 WKDAY							
SEASONAL PROFILE ENTRY	0.85	0.85	0.83	0.80	0.80	0.82	0.86
2 WKNIGHT							
SEASONAL PROFILE ENTRY	0.85	0.85	0.83	0.80	0.80	0.82	0.86
3 WKEND							
SEASONAL PROFILE ENTRY	0.85	0.85	0.83	0.80	0.80	0.82	0.86

SEASONAL PROFILE 193 LWRG_13

SEASONS	8 AUGUST	9 SEPTEMBR	10 OCTOBER	11 NOVEMBER	12 DECEMBER
SUBPERIODS					
1 WKDAY					
SEASONAL PROFILE ENTRY	0.87	0.87	0.90	0.97	1.00
2 WKNIGHT					
SEASONAL PROFILE ENTRY	0.87	0.87	0.90	0.97	1.00
3 WKEND					
SEASONAL PROFILE ENTRY	0.87	0.87	0.90	0.97	1.00

SEASONAL PROFILE 194 LWRG_14

SEASONS	1 JANUARY	2 FEBRUARY	3 MARCH	4 APRIL	5 MAY	6 JUNE	7 JULY
SUBPERIODS							
1 WKDAY							
SEASONAL PROFILE ENTRY	1.00	0.98	0.93	0.88	0.86	0.87	0.89
2 WKNIGHT							
SEASONAL PROFILE ENTRY	1.00	0.98	0.93	0.88	0.86	0.87	0.89
3 WKEND							
SEASONAL PROFILE ENTRY	1.00	0.98	0.93	0.88	0.86	0.87	0.89

SEASONAL PROFILE 194 LWRG_14

SEASONS	8 AUGUST	9 SEPTEMBR	10 OCTOBER	11 NOVEMBER	12 DECEMBER
SUBPERIODS					
1 WKDAY					
SEASONAL PROFILE ENTRY	0.89	0.88	0.89	0.94	0.98
2 WKNIGHT					
SEASONAL PROFILE ENTRY	0.89	0.88	0.89	0.94	0.98
3 WKEND					
SEASONAL PROFILE ENTRY	0.89	0.88	0.89	0.94	0.98

AEP EAST
GENERATION AND FUEL MODULE
INPUT SUMMARY REPORT

QUALIFIER = GAF.INPUT.PARAMETERS.

SEASONAL PROFILE 195 LWRG_15

SEASONS	1 JANUARY	2 FEBRUARY	3 MARCH	4 APRIL	5 MAY	6 JUNE	7 JULY
SUBPERIODS							
1 WKDAY SEASONAL PROFILE ENTRY	1.00	0.98	0.93	0.88	0.86	0.87	0.89
2 WKNIGHT SEASONAL PROFILE ENTRY	1.00	0.98	0.93	0.88	0.86	0.87	0.89
3 WKEND SEASONAL PROFILE ENTRY	1.00	0.98	0.93	0.88	0.86	0.87	0.89

SEASONAL PROFILE 195 LWRG_15

SEASONS	8 AUGUST	9 SEPTEMBR	10 OCTOBER	11 NOVEMBER	12 DECEMBER
SUBPERIODS					
1 WKDAY SEASONAL PROFILE ENTRY	0.89	0.88	0.89	0.94	0.98
2 WKNIGHT SEASONAL PROFILE ENTRY	0.89	0.88	0.89	0.94	0.98
3 WKEND SEASONAL PROFILE ENTRY	0.89	0.88	0.89	0.94	0.98

SEASONAL PROFILE 196 LWRG_16

SEASONS	1 JANUARY	2 FEBRUARY	3 MARCH	4 APRIL	5 MAY	6 JUNE	7 JULY
SUBPERIODS							
1 WKDAY SEASONAL PROFILE ENTRY	1.00	0.98	0.93	0.88	0.86	0.87	0.89
2 WKNIGHT SEASONAL PROFILE ENTRY	1.00	0.98	0.93	0.88	0.86	0.87	0.89
3 WKEND SEASONAL PROFILE ENTRY	1.00	0.98	0.93	0.88	0.86	0.87	0.89

SEASONAL PROFILE 196 LWRG_16

SEASONS	8 AUGUST	9 SEPTEMBR	10 OCTOBER	11 NOVEMBER	12 DECEMBER
SUBPERIODS					
1 WKDAY SEASONAL PROFILE ENTRY	0.89	0.88	0.89	0.94	0.98
2 WKNIGHT SEASONAL PROFILE ENTRY	0.89	0.88	0.89	0.94	0.98
3 WKEND SEASONAL PROFILE ENTRY	0.89	0.88	0.89	0.94	0.98

SEASONAL PROFILE 197 LWRG_17

SEASONS	1 JANUARY	2 FEBRUARY	3 MARCH	4 APRIL	5 MAY	6 JUNE	7 JULY
SUBPERIODS							
1 WKDAY SEASONAL PROFILE ENTRY	1.00	0.98	0.93	0.88	0.86	0.87	0.89
2 WKNIGHT SEASONAL PROFILE ENTRY	1.00	0.98	0.93	0.88	0.86	0.87	0.89
3 WKEND SEASONAL PROFILE ENTRY	1.00	0.98	0.93	0.88	0.86	0.87	0.89

SEASONAL PROFILE 197 LWRG_17

SEASONS	8 AUGUST	9 SEPTEMBR	10 OCTOBER	11 NOVEMBER	12 DECEMBER
SUBPERIODS					
1 WKDAY SEASONAL PROFILE ENTRY	0.89	0.88	0.89	0.94	0.98
2 WKNIGHT SEASONAL PROFILE ENTRY	0.89	0.88	0.89	0.94	0.98
3 WKEND SEASONAL PROFILE ENTRY	0.89	0.88	0.89	0.94	0.98

SEASONAL PROFILE 198 LWRG_18

SEASONS	1 JANUARY	2 FEBRUARY	3 MARCH	4 APRIL	5 MAY	6 JUNE	7 JULY

SUBPERIODS

1 WKDAY							
SEASONAL PROFILE ENTRY	1.00	0.98	0.93	0.88	0.86	0.87	0.89
2 WKNIGHT							
SEASONAL PROFILE ENTRY	1.00	0.98	0.93	0.88	0.86	0.87	0.89
3 WKEND							
SEASONAL PROFILE ENTRY	1.00	0.98	0.93	0.88	0.86	0.87	0.89

SEASONAL PROFILE 198 LWRG_18

SEASONS	8	9	10	11	12
	AUGUST	SEPTEMBR	OCTOBER	NOVEMBER	DECEMBER

SUBPERIODS

1 WKDAY					
SEASONAL PROFILE ENTRY	0.89	0.88	0.89	0.94	0.98
2 WKNIGHT					
SEASONAL PROFILE ENTRY	0.89	0.88	0.89	0.94	0.98
3 WKEND					
SEASONAL PROFILE ENTRY	0.89	0.88	0.89	0.94	0.98

SEASONAL PROFILE 199 LWRG_19

SEASONS	1	2	3	4	5	6	7
	JANUARY	FEBRUARY	MARCH	APRIL	MAY	JUNE	JULY

SUBPERIODS

1 WKDAY							
SEASONAL PROFILE ENTRY	1.00	0.98	0.93	0.88	0.86	0.87	0.89
2 WKNIGHT							
SEASONAL PROFILE ENTRY	1.00	0.98	0.93	0.88	0.86	0.87	0.89
3 WKEND							
SEASONAL PROFILE ENTRY	1.00	0.98	0.93	0.88	0.86	0.87	0.89

SEASONAL PROFILE 199 LWRG_19

SEASONS	8	9	10	11	12
	AUGUST	SEPTEMBR	OCTOBER	NOVEMBER	DECEMBER

SUBPERIODS

1 WKDAY					
SEASONAL PROFILE ENTRY	0.89	0.88	0.89	0.94	0.98
2 WKNIGHT					
SEASONAL PROFILE ENTRY	0.89	0.88	0.89	0.94	0.98
3 WKEND					
SEASONAL PROFILE ENTRY	0.89	0.88	0.89	0.94	0.98

AEP EAST
GENERATION AND FUEL MODULE
INPUT SUMMARY REPORT

QUALIFIER = GAF.INPUT.PARAMETERS.

SEASONAL PROFILE 200 LWRG_20

SEASONS	1 JANUARY	2 FEBRUARY	3 MARCH	4 APRIL	5 MAY	6 JUNE	7 JULY
SUBPERIODS							
1 WKDAY SEASONAL PROFILE ENTRY	1.00	0.98	0.93	0.88	0.86	0.87	0.89
2 WKNIGHT SEASONAL PROFILE ENTRY	1.00	0.98	0.93	0.88	0.86	0.87	0.89
3 WKEND SEASONAL PROFILE ENTRY	1.00	0.98	0.93	0.88	0.86	0.87	0.89

SEASONAL PROFILE 200 LWRG_20

SEASONS	8 AUGUST	9 SEPTEMBR	10 OCTOBER	11 NOVEMBER	12 DECEMBER
SUBPERIODS					
1 WKDAY SEASONAL PROFILE ENTRY	0.89	0.88	0.89	0.94	0.98
2 WKNIGHT SEASONAL PROFILE ENTRY	0.89	0.88	0.89	0.94	0.98
3 WKEND SEASONAL PROFILE ENTRY	0.89	0.88	0.89	0.94	0.98

SEASONAL PROFILE 201 LWRG_21

SEASONS	1 JANUARY	2 FEBRUARY	3 MARCH	4 APRIL	5 MAY	6 JUNE	7 JULY
SUBPERIODS							
1 WKDAY SEASONAL PROFILE ENTRY	1.00	0.98	0.93	0.89	0.88	0.89	0.90
2 WKNIGHT SEASONAL PROFILE ENTRY	1.00	0.98	0.93	0.89	0.88	0.89	0.90
3 WKEND SEASONAL PROFILE ENTRY	1.00	0.98	0.93	0.89	0.88	0.89	0.90

SEASONAL PROFILE 201 LWRG_21

SEASONS	8 AUGUST	9 SEPTEMBR	10 OCTOBER	11 NOVEMBER	12 DECEMBER
SUBPERIODS					
1 WKDAY SEASONAL PROFILE ENTRY	0.90	0.89	0.90	0.95	0.98
2 WKNIGHT SEASONAL PROFILE ENTRY	0.90	0.89	0.90	0.95	0.98
3 WKEND SEASONAL PROFILE ENTRY	0.90	0.89	0.90	0.95	0.98

SEASONAL PROFILE 203 RMONE_11

SEASONS	1 JANUARY	2 FEBRUARY	3 MARCH	4 APRIL	5 MAY	6 JUNE	7 JULY
SUBPERIODS							
1 WKDAY SEASONAL PROFILE ENTRY	0.99	0.99	0.96	0.89	0.88	0.89	0.90
2 WKNIGHT SEASONAL PROFILE ENTRY	0.99	0.99	0.96	0.89	0.88	0.89	0.90
3 WKEND SEASONAL PROFILE ENTRY	0.99	0.99	0.96	0.89	0.88	0.89	0.90

SEASONAL PROFILE 203 RMONE_11

SEASONS	8 AUGUST	9 SEPTEMBR	10 OCTOBER	11 NOVEMBER	12 DECEMBER
SUBPERIODS					
1 WKDAY SEASONAL PROFILE ENTRY	0.91	0.91	0.93	0.96	1.00
2 WKNIGHT SEASONAL PROFILE ENTRY	0.91	0.91	0.93	0.96	1.00
3 WKEND SEASONAL PROFILE ENTRY	0.91	0.91	0.93	0.96	1.00

SEASONAL PROFILE 204 RMONE_12

SEASONS	1 JANUARY	2 FEBRUARY	3 MARCH	4 APRIL	5 MAY	6 JUNE	7 JULY

SUBPERIODS

1 WKDAY							
SEASONAL PROFILE ENTRY	1.00	1.00	0.97	0.89	0.88	0.89	0.90
2 WKNIGHT							
SEASONAL PROFILE ENTRY	1.00	1.00	0.97	0.89	0.88	0.89	0.90
3 WKEND							
SEASONAL PROFILE ENTRY	1.00	1.00	0.97	0.89	0.88	0.89	0.90

SEASONAL PROFILE 204 RMONE_12

SEASONS	8 AUGUST	9 SEPTEMBR	10 OCTOBER	11 NOVEMBER	12 DECEMBER
SUBPERIODS					
1 WKDAY					
SEASONAL PROFILE ENTRY	0.91	0.91	0.92	0.95	0.99
2 WKNIGHT					
SEASONAL PROFILE ENTRY	0.91	0.91	0.92	0.95	0.99
3 WKEND					
SEASONAL PROFILE ENTRY	0.91	0.91	0.92	0.95	0.99

SEASONAL PROFILE 205 RMONE_13

SEASONS	1 JANUARY	2 FEBRUARY	3 MARCH	4 APRIL	5 MAY	6 JUNE	7 JULY
SUBPERIODS							
1 WKDAY							
SEASONAL PROFILE ENTRY	0.85	0.85	0.83	0.80	0.80	0.82	0.86
2 WKNIGHT							
SEASONAL PROFILE ENTRY	0.85	0.85	0.83	0.80	0.80	0.82	0.86
3 WKEND							
SEASONAL PROFILE ENTRY	0.85	0.85	0.83	0.80	0.80	0.82	0.86

SEASONAL PROFILE 205 RMONE_13

SEASONS	8 AUGUST	9 SEPTEMBR	10 OCTOBER	11 NOVEMBER	12 DECEMBER
SUBPERIODS					
1 WKDAY					
SEASONAL PROFILE ENTRY	0.87	0.87	0.90	0.97	1.00
2 WKNIGHT					
SEASONAL PROFILE ENTRY	0.87	0.87	0.90	0.97	1.00
3 WKEND					
SEASONAL PROFILE ENTRY	0.87	0.87	0.90	0.97	1.00

AEP EAST
GENERATION AND FUEL MODULE
INPUT SUMMARY REPORT

QUALIFIER = GAF.INPUT.PARAMETERS.

SEASONAL PROFILE 206 RMONE_14

SEASONS	1 JANUARY	2 FEBRUARY	3 MARCH	4 APRIL	5 MAY	6 JUNE	7 JULY
SUBPERIODS							
1 WKDAY SEASONAL PROFILE ENTRY	1.00	0.98	0.93	0.88	0.86	0.87	0.89
2 WKNIGHT SEASONAL PROFILE ENTRY	1.00	0.98	0.93	0.88	0.86	0.87	0.89
3 WKEND SEASONAL PROFILE ENTRY	1.00	0.98	0.93	0.88	0.86	0.87	0.89

SEASONAL PROFILE 206 RMONE_14

SEASONS	8 AUGUST	9 SEPTEMBR	10 OCTOBER	11 NOVEMBER	12 DECEMBER
SUBPERIODS					
1 WKDAY SEASONAL PROFILE ENTRY	0.89	0.88	0.89	0.94	0.98
2 WKNIGHT SEASONAL PROFILE ENTRY	0.89	0.88	0.89	0.94	0.98
3 WKEND SEASONAL PROFILE ENTRY	0.89	0.88	0.89	0.94	0.98

SEASONAL PROFILE 207 RMONE_15

SEASONS	1 JANUARY	2 FEBRUARY	3 MARCH	4 APRIL	5 MAY	6 JUNE	7 JULY
SUBPERIODS							
1 WKDAY SEASONAL PROFILE ENTRY	1.00	0.98	0.93	0.88	0.86	0.87	0.89
2 WKNIGHT SEASONAL PROFILE ENTRY	1.00	0.98	0.93	0.88	0.86	0.87	0.89
3 WKEND SEASONAL PROFILE ENTRY	1.00	0.98	0.93	0.88	0.86	0.87	0.89

SEASONAL PROFILE 207 RMONE_15

SEASONS	8 AUGUST	9 SEPTEMBR	10 OCTOBER	11 NOVEMBER	12 DECEMBER
SUBPERIODS					
1 WKDAY SEASONAL PROFILE ENTRY	0.89	0.88	0.89	0.94	0.98
2 WKNIGHT SEASONAL PROFILE ENTRY	0.89	0.88	0.89	0.94	0.98
3 WKEND SEASONAL PROFILE ENTRY	0.89	0.88	0.89	0.94	0.98

SEASONAL PROFILE 208 RMONE_16

SEASONS	1 JANUARY	2 FEBRUARY	3 MARCH	4 APRIL	5 MAY	6 JUNE	7 JULY
SUBPERIODS							
1 WKDAY SEASONAL PROFILE ENTRY	1.00	0.98	0.93	0.88	0.86	0.87	0.89
2 WKNIGHT SEASONAL PROFILE ENTRY	1.00	0.98	0.93	0.88	0.86	0.87	0.89
3 WKEND SEASONAL PROFILE ENTRY	1.00	0.98	0.93	0.88	0.86	0.87	0.89

SEASONAL PROFILE 208 RMONE_16

SEASONS	8 AUGUST	9 SEPTEMBR	10 OCTOBER	11 NOVEMBER	12 DECEMBER
SUBPERIODS					
1 WKDAY SEASONAL PROFILE ENTRY	0.89	0.88	0.89	0.94	0.98
2 WKNIGHT SEASONAL PROFILE ENTRY	0.89	0.88	0.89	0.94	0.98
3 WKEND SEASONAL PROFILE ENTRY	0.89	0.88	0.89	0.94	0.98

SEASONAL PROFILE 209 RMONE_17

SEASONS	1 JANUARY	2 FEBRUARY	3 MARCH	4 APRIL	5 MAY	6 JUNE	7 JULY

SUBPERIODS

1 WKDAY							
SEASONAL PROFILE ENTRY	1.00	0.98	0.93	0.88	0.86	0.87	0.89
2 WKNIGHT							
SEASONAL PROFILE ENTRY	1.00	0.98	0.93	0.88	0.86	0.87	0.89
3 WKEND							
SEASONAL PROFILE ENTRY	1.00	0.98	0.93	0.88	0.86	0.87	0.89

SEASONAL PROFILE 209 RMONE_17

SEASONS	8	9	10	11	12
	AUGUST	SEPTEMBR	OCTOBER	NOVEMBER	DECEMBER

SUBPERIODS

1 WKDAY					
SEASONAL PROFILE ENTRY	0.89	0.88	0.89	0.94	0.98
2 WKNIGHT					
SEASONAL PROFILE ENTRY	0.89	0.88	0.89	0.94	0.98
3 WKEND					
SEASONAL PROFILE ENTRY	0.89	0.88	0.89	0.94	0.98

SEASONAL PROFILE 210 RMONE_18

SEASONS	1	2	3	4	5	6	7
	JANUARY	FEBRUARY	MARCH	APRIL	MAY	JUNE	JULY

SUBPERIODS

1 WKDAY							
SEASONAL PROFILE ENTRY	1.00	0.98	0.93	0.88	0.86	0.87	0.89
2 WKNIGHT							
SEASONAL PROFILE ENTRY	1.00	0.98	0.93	0.88	0.86	0.87	0.89
3 WKEND							
SEASONAL PROFILE ENTRY	1.00	0.98	0.93	0.88	0.86	0.87	0.89

SEASONAL PROFILE 210 RMONE_18

SEASONS	8	9	10	11	12
	AUGUST	SEPTEMBR	OCTOBER	NOVEMBER	DECEMBER

SUBPERIODS

1 WKDAY					
SEASONAL PROFILE ENTRY	0.89	0.88	0.89	0.94	0.98
2 WKNIGHT					
SEASONAL PROFILE ENTRY	0.89	0.88	0.89	0.94	0.98
3 WKEND					
SEASONAL PROFILE ENTRY	0.89	0.88	0.89	0.94	0.98

AEP EAST
GENERATION AND FUEL MODULE
INPUT SUMMARY REPORT

QUALIFIER = GAF.INPUT.PARAMETERS.

SEASONAL PROFILE 211 RMONE_19

SEASONS	1 JANUARY	2 FEBRUARY	3 MARCH	4 APRIL	5 MAY	6 JUNE	7 JULY
SUBPERIODS							
1 WKDAY SEASONAL PROFILE ENTRY	1.00	0.98	0.93	0.88	0.86	0.87	0.89
2 WKNIGHT SEASONAL PROFILE ENTRY	1.00	0.98	0.93	0.88	0.86	0.87	0.89
3 WKEND SEASONAL PROFILE ENTRY	1.00	0.98	0.93	0.88	0.86	0.87	0.89

SEASONAL PROFILE 211 RMONE_19

SEASONS	8 AUGUST	9 SEPTEMBR	10 OCTOBER	11 NOVEMBER	12 DECEMBER
SUBPERIODS					
1 WKDAY SEASONAL PROFILE ENTRY	0.89	0.88	0.89	0.94	0.98
2 WKNIGHT SEASONAL PROFILE ENTRY	0.89	0.88	0.89	0.94	0.98
3 WKEND SEASONAL PROFILE ENTRY	0.89	0.88	0.89	0.94	0.98

SEASONAL PROFILE 212 RMONE_20

SEASONS	1 JANUARY	2 FEBRUARY	3 MARCH	4 APRIL	5 MAY	6 JUNE	7 JULY
SUBPERIODS							
1 WKDAY SEASONAL PROFILE ENTRY	1.00	0.98	0.93	0.88	0.86	0.87	0.89
2 WKNIGHT SEASONAL PROFILE ENTRY	1.00	0.98	0.93	0.88	0.86	0.87	0.89
3 WKEND SEASONAL PROFILE ENTRY	1.00	0.98	0.93	0.88	0.86	0.87	0.89

SEASONAL PROFILE 212 RMONE_20

SEASONS	8 AUGUST	9 SEPTEMBR	10 OCTOBER	11 NOVEMBER	12 DECEMBER
SUBPERIODS					
1 WKDAY SEASONAL PROFILE ENTRY	0.89	0.88	0.89	0.94	0.98
2 WKNIGHT SEASONAL PROFILE ENTRY	0.89	0.88	0.89	0.94	0.98
3 WKEND SEASONAL PROFILE ENTRY	0.89	0.88	0.89	0.94	0.98

SEASONAL PROFILE 213 RMONE_21

SEASONS	1 JANUARY	2 FEBRUARY	3 MARCH	4 APRIL	5 MAY	6 JUNE	7 JULY
SUBPERIODS							
1 WKDAY SEASONAL PROFILE ENTRY	1.00	0.98	0.93	0.89	0.88	0.89	0.90
2 WKNIGHT SEASONAL PROFILE ENTRY	1.00	0.98	0.93	0.89	0.88	0.89	0.90
3 WKEND SEASONAL PROFILE ENTRY	1.00	0.98	0.93	0.89	0.88	0.89	0.90

SEASONAL PROFILE 213 RMONE_21

SEASONS	8 AUGUST	9 SEPTEMBR	10 OCTOBER	11 NOVEMBER	12 DECEMBER
SUBPERIODS					
1 WKDAY SEASONAL PROFILE ENTRY	0.90	0.89	0.90	0.95	0.98
2 WKNIGHT SEASONAL PROFILE ENTRY	0.90	0.89	0.90	0.95	0.98
3 WKEND SEASONAL PROFILE ENTRY	0.90	0.89	0.90	0.95	0.98

SEASONAL PROFILE 215 DOMI_11

SEASONS	1 JANUARY	2 FEBRUARY	3 MARCH	4 APRIL	5 MAY	6 JUNE	7 JULY

SUBPERIODS

1 WKDAY							
SEASONAL PROFILE ENTRY	1.00	0.98	0.94	0.89	0.88	0.88	0.89
2 WKNIGHT							
SEASONAL PROFILE ENTRY	1.00	0.98	0.94	0.89	0.88	0.88	0.89
3 WKEND							
SEASONAL PROFILE ENTRY	1.00	0.98	0.94	0.89	0.88	0.88	0.89

SEASONAL PROFILE 215 DOMI_11

SEASONS	8	9	10	11	12
	AUGUST	SEPTEMBR	OCTOBER	NOVEMBER	DECEMBER
SUBPERIODS					
1 WKDAY					
SEASONAL PROFILE ENTRY	0.89	0.88	0.89	0.94	0.96
2 WKNIGHT					
SEASONAL PROFILE ENTRY	0.89	0.88	0.89	0.94	0.96
3 WKEND					
SEASONAL PROFILE ENTRY	0.89	0.88	0.89	0.94	0.96

SEASONAL PROFILE 216 DOMI_12

SEASONS	1	2	3	4	5	6	7
	JANUARY	FEBRUARY	MARCH	APRIL	MAY	JUNE	JULY
SUBPERIODS							
1 WKDAY							
SEASONAL PROFILE ENTRY	1.00	0.98	0.94	0.88	0.87	0.87	0.89
2 WKNIGHT							
SEASONAL PROFILE ENTRY	1.00	0.98	0.94	0.88	0.87	0.87	0.89
3 WKEND							
SEASONAL PROFILE ENTRY	1.00	0.98	0.94	0.88	0.87	0.87	0.89

SEASONAL PROFILE 216 DOMI_12

SEASONS	8	9	10	11	12
	AUGUST	SEPTEMBR	OCTOBER	NOVEMBER	DECEMBER
SUBPERIODS					
1 WKDAY					
SEASONAL PROFILE ENTRY	0.89	0.88	0.89	0.93	0.95
2 WKNIGHT					
SEASONAL PROFILE ENTRY	0.89	0.88	0.89	0.93	0.95
3 WKEND					
SEASONAL PROFILE ENTRY	0.89	0.88	0.89	0.93	0.95

AEP EAST
GENERATION AND FUEL MODULE
INPUT SUMMARY REPORT

QUALIFIER = GAF.INPUT.PARAMETERS.

SEASONAL PROFILE 217 DOMI_13

SEASONS	1 JANUARY	2 FEBRUARY	3 MARCH	4 APRIL	5 MAY	6 JUNE	7 JULY
SUBPERIODS							
1 WKDAY SEASONAL PROFILE ENTRY	1.00	0.98	0.93	0.88	0.87	0.88	0.89
2 WKNIGHT SEASONAL PROFILE ENTRY	1.00	0.98	0.93	0.88	0.87	0.88	0.89
3 WKEND SEASONAL PROFILE ENTRY	1.00	0.98	0.93	0.88	0.87	0.88	0.89

SEASONAL PROFILE 217 DOMI_13

SEASONS	8 AUGUST	9 SEPTEMBR	10 OCTOBER	11 NOVEMBER	12 DECEMBER
SUBPERIODS					
1 WKDAY SEASONAL PROFILE ENTRY	0.89	0.88	0.89	0.93	0.96
2 WKNIGHT SEASONAL PROFILE ENTRY	0.89	0.88	0.89	0.93	0.96
3 WKEND SEASONAL PROFILE ENTRY	0.89	0.88	0.89	0.93	0.96

SEASONAL PROFILE 218 DOMI_14

SEASONS	1 JANUARY	2 FEBRUARY	3 MARCH	4 APRIL	5 MAY	6 JUNE	7 JULY
SUBPERIODS							
1 WKDAY SEASONAL PROFILE ENTRY	1.00	0.98	0.95	0.90	0.89	0.89	0.91
2 WKNIGHT SEASONAL PROFILE ENTRY	1.00	0.98	0.95	0.90	0.89	0.89	0.91
3 WKEND SEASONAL PROFILE ENTRY	1.00	0.98	0.95	0.90	0.89	0.89	0.91

SEASONAL PROFILE 218 DOMI_14

SEASONS	8 AUGUST	9 SEPTEMBR	10 OCTOBER	11 NOVEMBER	12 DECEMBER
SUBPERIODS					
1 WKDAY SEASONAL PROFILE ENTRY	0.91	0.90	0.91	0.94	0.97
2 WKNIGHT SEASONAL PROFILE ENTRY	0.91	0.90	0.91	0.94	0.97
3 WKEND SEASONAL PROFILE ENTRY	0.91	0.90	0.91	0.94	0.97

SEASONAL PROFILE 219 DOMI_15

SEASONS	1 JANUARY	2 FEBRUARY	3 MARCH	4 APRIL	5 MAY	6 JUNE	7 JULY
SUBPERIODS							
1 WKDAY SEASONAL PROFILE ENTRY	1.00	0.99	0.95	0.91	0.89	0.90	0.91
2 WKNIGHT SEASONAL PROFILE ENTRY	1.00	0.99	0.95	0.91	0.89	0.90	0.91
3 WKEND SEASONAL PROFILE ENTRY	1.00	0.99	0.95	0.91	0.89	0.90	0.91

SEASONAL PROFILE 219 DOMI_15

SEASONS	8 AUGUST	9 SEPTEMBR	10 OCTOBER	11 NOVEMBER	12 DECEMBER
SUBPERIODS					
1 WKDAY SEASONAL PROFILE ENTRY	0.91	0.90	0.91	0.95	0.97
2 WKNIGHT SEASONAL PROFILE ENTRY	0.91	0.90	0.91	0.95	0.97
3 WKEND SEASONAL PROFILE ENTRY	0.91	0.90	0.91	0.95	0.97

SEASONAL PROFILE 220 DOMI_16

SEASONS	1 JANUARY	2 FEBRUARY	3 MARCH	4 APRIL	5 MAY	6 JUNE	7 JULY

SUBPERIODS

1 WKDAY							
SEASONAL PROFILE ENTRY	1.00	0.99	0.95	0.91	0.90	0.90	0.92
2 WKNIGHT							
SEASONAL PROFILE ENTRY	1.00	0.99	0.95	0.91	0.90	0.90	0.92
3 WKEND							
SEASONAL PROFILE ENTRY	1.00	0.99	0.95	0.91	0.90	0.90	0.92

SEASONAL PROFILE 220 DOMI_16

SEASONS	8 AUGUST	9 SEPTEMBR	10 OCTOBER	11 NOVEMBER	12 DECEMBER
SUBPERIODS					
1 WKDAY					
SEASONAL PROFILE ENTRY	0.92	0.91	0.92	0.95	0.97
2 WKNIGHT					
SEASONAL PROFILE ENTRY	0.92	0.91	0.92	0.95	0.97
3 WKEND					
SEASONAL PROFILE ENTRY	0.92	0.91	0.92	0.95	0.97

SEASONAL PROFILE 221 DOMI_17

SEASONS	1 JANUARY	2 FEBRUARY	3 MARCH	4 APRIL	5 MAY	6 JUNE	7 JULY
SUBPERIODS							
1 WKDAY							
SEASONAL PROFILE ENTRY	1.00	0.99	0.95	0.91	0.90	0.90	0.92
2 WKNIGHT							
SEASONAL PROFILE ENTRY	1.00	0.99	0.95	0.91	0.90	0.90	0.92
3 WKEND							
SEASONAL PROFILE ENTRY	1.00	0.99	0.95	0.91	0.90	0.90	0.92

SEASONAL PROFILE 221 DOMI_17

SEASONS	8 AUGUST	9 SEPTEMBR	10 OCTOBER	11 NOVEMBER	12 DECEMBER
SUBPERIODS					
1 WKDAY					
SEASONAL PROFILE ENTRY	0.92	0.91	0.92	0.95	0.97
2 WKNIGHT					
SEASONAL PROFILE ENTRY	0.92	0.91	0.92	0.95	0.97
3 WKEND					
SEASONAL PROFILE ENTRY	0.92	0.91	0.92	0.95	0.97

AEP EAST
GENERATION AND FUEL MODULE
INPUT SUMMARY REPORT

QUALIFIER = GAF.INPUT.PARAMETERS.

SEASONAL PROFILE 222 DOMI_18

SEASONS	1 JANUARY	2 FEBRUARY	3 MARCH	4 APRIL	5 MAY	6 JUNE	7 JULY
SUBPERIODS							
1 WKDAY SEASONAL PROFILE ENTRY	1.00	0.99	0.95	0.92	0.91	0.91	0.92
2 WKNIGHT SEASONAL PROFILE ENTRY	1.00	0.99	0.95	0.92	0.91	0.91	0.92
3 WKEND SEASONAL PROFILE ENTRY	1.00	0.99	0.95	0.92	0.91	0.91	0.92

SEASONAL PROFILE 222 DOMI_18

SEASONS	8 AUGUST	9 SEPTEMBR	10 OCTOBER	11 NOVEMBER	12 DECEMBER
SUBPERIODS					
1 WKDAY SEASONAL PROFILE ENTRY	0.92	0.91	0.92	0.95	0.97
2 WKNIGHT SEASONAL PROFILE ENTRY	0.92	0.91	0.92	0.95	0.97
3 WKEND SEASONAL PROFILE ENTRY	0.92	0.91	0.92	0.95	0.97

SEASONAL PROFILE 223 DOMI_19

SEASONS	1 JANUARY	2 FEBRUARY	3 MARCH	4 APRIL	5 MAY	6 JUNE	7 JULY
SUBPERIODS							
1 WKDAY SEASONAL PROFILE ENTRY	1.00	0.99	0.95	0.92	0.91	0.91	0.92
2 WKNIGHT SEASONAL PROFILE ENTRY	1.00	0.99	0.95	0.92	0.91	0.91	0.92
3 WKEND SEASONAL PROFILE ENTRY	1.00	0.99	0.95	0.92	0.91	0.91	0.92

SEASONAL PROFILE 223 DOMI_19

SEASONS	8 AUGUST	9 SEPTEMBR	10 OCTOBER	11 NOVEMBER	12 DECEMBER
SUBPERIODS					
1 WKDAY SEASONAL PROFILE ENTRY	0.92	0.91	0.92	0.95	0.97
2 WKNIGHT SEASONAL PROFILE ENTRY	0.92	0.91	0.92	0.95	0.97
3 WKEND SEASONAL PROFILE ENTRY	0.92	0.91	0.92	0.95	0.97

SEASONAL PROFILE 224 DOMI_20

SEASONS	1 JANUARY	2 FEBRUARY	3 MARCH	4 APRIL	5 MAY	6 JUNE	7 JULY
SUBPERIODS							
1 WKDAY SEASONAL PROFILE ENTRY	1.00	0.99	0.95	0.92	0.91	0.91	0.92
2 WKNIGHT SEASONAL PROFILE ENTRY	1.00	0.99	0.95	0.92	0.91	0.91	0.92
3 WKEND SEASONAL PROFILE ENTRY	1.00	0.99	0.95	0.92	0.91	0.91	0.92

SEASONAL PROFILE 224 DOMI_20

SEASONS	8 AUGUST	9 SEPTEMBR	10 OCTOBER	11 NOVEMBER	12 DECEMBER
SUBPERIODS					
1 WKDAY SEASONAL PROFILE ENTRY	0.92	0.91	0.92	0.95	0.97
2 WKNIGHT SEASONAL PROFILE ENTRY	0.92	0.91	0.92	0.95	0.97
3 WKEND SEASONAL PROFILE ENTRY	0.92	0.91	0.92	0.95	0.97

SEASONAL PROFILE 225 DOMI_21

SEASONS	1 JANUARY	2 FEBRUARY	3 MARCH	4 APRIL	5 MAY	6 JUNE	7 JULY

SUBPERIODS

1 WKDAY							
SEASONAL PROFILE ENTRY	1.00	0.99	0.95	0.92	0.91	0.91	0.92
2 WKNIGHT							
SEASONAL PROFILE ENTRY	1.00	0.99	0.95	0.92	0.91	0.91	0.92
3 WKEND							
SEASONAL PROFILE ENTRY	1.00	0.99	0.95	0.92	0.91	0.91	0.92

SEASONAL PROFILE 225 DOMI_21

SEASONS	8	9	10	11	12
	AUGUST	SEPTEMBR	OCTOBER	NOVEMBER	DECEMBER

SUBPERIODS

1 WKDAY					
SEASONAL PROFILE ENTRY	0.92	0.91	0.92	0.95	0.97
2 WKNIGHT					
SEASONAL PROFILE ENTRY	0.92	0.91	0.92	0.95	0.97
3 WKEND					
SEASONAL PROFILE ENTRY	0.92	0.91	0.92	0.95	0.97

SEASONAL PROFILE 226 DOMI_22

SEASONS	1	2	3	4	5	6	7
	JANUARY	FEBRUARY	MARCH	APRIL	MAY	JUNE	JULY

SUBPERIODS

1 WKDAY							
SEASONAL PROFILE ENTRY	1.00	0.99	0.95	0.92	0.91	0.91	0.92
2 WKNIGHT							
SEASONAL PROFILE ENTRY	1.00	0.99	0.95	0.92	0.91	0.91	0.92
3 WKEND							
SEASONAL PROFILE ENTRY	1.00	0.99	0.95	0.92	0.91	0.91	0.92

SEASONAL PROFILE 226 DOMI_22

SEASONS	8	9	10	11	12
	AUGUST	SEPTEMBR	OCTOBER	NOVEMBER	DECEMBER

SUBPERIODS

1 WKDAY					
SEASONAL PROFILE ENTRY	0.92	0.92	0.92	0.95	0.97
2 WKNIGHT					
SEASONAL PROFILE ENTRY	0.92	0.92	0.92	0.95	0.97
3 WKEND					
SEASONAL PROFILE ENTRY	0.92	0.92	0.92	0.95	0.97

AEP EAST
GENERATION AND FUEL MODULE
INPUT SUMMARY REPORT

QUALIFIER = GAF.INPUT.PARAMETERS.

SEASONAL PROFILE 227 DOMI_23

SEASONS	1 JANUARY	2 FEBRUARY	3 MARCH	4 APRIL	5 MAY	6 JUNE	7 JULY
SUBPERIODS							
1 WKDAY SEASONAL PROFILE ENTRY	1.00	0.99	0.96	0.92	0.91	0.91	0.93
2 WKNIGHT SEASONAL PROFILE ENTRY	1.00	0.99	0.96	0.92	0.91	0.91	0.93
3 WKEND SEASONAL PROFILE ENTRY	1.00	0.99	0.96	0.92	0.91	0.91	0.93

SEASONAL PROFILE 227 DOMI_23

SEASONS	8 AUGUST	9 SEPTEMBR	10 OCTOBER	11 NOVEMBER	12 DECEMBER
SUBPERIODS					
1 WKDAY SEASONAL PROFILE ENTRY	0.92	0.92	0.92	0.95	0.97
2 WKNIGHT SEASONAL PROFILE ENTRY	0.92	0.92	0.92	0.95	0.97
3 WKEND SEASONAL PROFILE ENTRY	0.92	0.92	0.92	0.95	0.97

SEASONAL PROFILE 228 DOMI_24

SEASONS	1 JANUARY	2 FEBRUARY	3 MARCH	4 APRIL	5 MAY	6 JUNE	7 JULY
SUBPERIODS							
1 WKDAY SEASONAL PROFILE ENTRY	1.00	0.99	0.96	0.92	0.91	0.92	0.93
2 WKNIGHT SEASONAL PROFILE ENTRY	1.00	0.99	0.96	0.92	0.91	0.92	0.93
3 WKEND SEASONAL PROFILE ENTRY	1.00	0.99	0.96	0.92	0.91	0.92	0.93

SEASONAL PROFILE 228 DOMI_24

SEASONS	8 AUGUST	9 SEPTEMBR	10 OCTOBER	11 NOVEMBER	12 DECEMBER
SUBPERIODS					
1 WKDAY SEASONAL PROFILE ENTRY	0.93	0.92	0.93	0.95	0.97
2 WKNIGHT SEASONAL PROFILE ENTRY	0.93	0.92	0.93	0.95	0.97
3 WKEND SEASONAL PROFILE ENTRY	0.93	0.92	0.93	0.95	0.97

SEASONAL PROFILE 229 DOMI_25

SEASONS	1 JANUARY	2 FEBRUARY	3 MARCH	4 APRIL	5 MAY	6 JUNE	7 JULY
SUBPERIODS							
1 WKDAY SEASONAL PROFILE ENTRY	1.00	0.99	0.96	0.93	0.92	0.92	0.93
2 WKNIGHT SEASONAL PROFILE ENTRY	1.00	0.99	0.96	0.93	0.92	0.92	0.93
3 WKEND SEASONAL PROFILE ENTRY	1.00	0.99	0.96	0.93	0.92	0.92	0.93

SEASONAL PROFILE 229 DOMI_25

SEASONS	8 AUGUST	9 SEPTEMBR	10 OCTOBER	11 NOVEMBER	12 DECEMBER
SUBPERIODS					
1 WKDAY SEASONAL PROFILE ENTRY	0.93	0.92	0.93	0.96	0.98
2 WKNIGHT SEASONAL PROFILE ENTRY	0.93	0.92	0.93	0.96	0.98
3 WKEND SEASONAL PROFILE ENTRY	0.93	0.92	0.93	0.96	0.98

SEASONAL PROFILE 230 DOMI_26

SEASONS	1 JANUARY	2 FEBRUARY	3 MARCH	4 APRIL	5 MAY	6 JUNE	7 JULY

SUBPERIODS

1 WKDAY							
SEASONAL PROFILE ENTRY	1.00	0.99	0.96	0.93	0.92	0.92	0.93
2 WKNIGHT							
SEASONAL PROFILE ENTRY	1.00	0.99	0.96	0.93	0.92	0.92	0.93
3 WKEND							
SEASONAL PROFILE ENTRY	1.00	0.99	0.96	0.93	0.92	0.92	0.93

SEASONAL PROFILE 230 DOMI_26

SEASONS	8 AUGUST	9 SEPTEMBR	10 OCTOBER	11 NOVEMBER	12 DECEMBER
SUBPERIODS					
1 WKDAY					
SEASONAL PROFILE ENTRY	0.93	0.92	0.93	0.96	0.98
2 WKNIGHT					
SEASONAL PROFILE ENTRY	0.93	0.92	0.93	0.96	0.98
3 WKEND					
SEASONAL PROFILE ENTRY	0.93	0.92	0.93	0.96	0.98

SEASONAL PROFILE 231 DOMI_27

SEASONS	1 JANUARY	2 FEBRUARY	3 MARCH	4 APRIL	5 MAY	6 JUNE	7 JULY
SUBPERIODS							
1 WKDAY							
SEASONAL PROFILE ENTRY	1.00	0.99	0.96	0.93	0.92	0.92	0.93
2 WKNIGHT							
SEASONAL PROFILE ENTRY	1.00	0.99	0.96	0.93	0.92	0.92	0.93
3 WKEND							
SEASONAL PROFILE ENTRY	1.00	0.99	0.96	0.93	0.92	0.92	0.93

SEASONAL PROFILE 231 DOMI_27

SEASONS	8 AUGUST	9 SEPTEMBR	10 OCTOBER	11 NOVEMBER	12 DECEMBER
SUBPERIODS					
1 WKDAY					
SEASONAL PROFILE ENTRY	0.93	0.92	0.93	0.96	0.98
2 WKNIGHT					
SEASONAL PROFILE ENTRY	0.93	0.92	0.93	0.96	0.98
3 WKEND					
SEASONAL PROFILE ENTRY	0.93	0.92	0.93	0.96	0.98

AEP EAST
GENERATION AND FUEL MODULE
INPUT SUMMARY REPORT

QUALIFIER = GAF.INPUT.PARAMETERS.

SEASONAL PROFILE 232 DOMI_28

SEASONS	1 JANUARY	2 FEBRUARY	3 MARCH	4 APRIL	5 MAY	6 JUNE	7 JULY
SUBPERIODS							
1 WKDAY SEASONAL PROFILE ENTRY	1.00	0.99	0.96	0.93	0.92	0.92	0.93
2 WKNIGHT SEASONAL PROFILE ENTRY	1.00	0.99	0.96	0.93	0.92	0.92	0.93
3 WKEND SEASONAL PROFILE ENTRY	1.00	0.99	0.96	0.93	0.92	0.92	0.93

SEASONAL PROFILE 232 DOMI_28

SEASONS	8 AUGUST	9 SEPTEMBR	10 OCTOBER	11 NOVEMBER	12 DECEMBER
SUBPERIODS					
1 WKDAY SEASONAL PROFILE ENTRY	0.93	0.93	0.93	0.96	0.98
2 WKNIGHT SEASONAL PROFILE ENTRY	0.93	0.93	0.93	0.96	0.98
3 WKEND SEASONAL PROFILE ENTRY	0.93	0.93	0.93	0.96	0.98

SEASONAL PROFILE 233 DOMI_29

SEASONS	1 JANUARY	2 FEBRUARY	3 MARCH	4 APRIL	5 MAY	6 JUNE	7 JULY
SUBPERIODS							
1 WKDAY SEASONAL PROFILE ENTRY	1.00	0.99	0.96	0.93	0.92	0.92	0.94
2 WKNIGHT SEASONAL PROFILE ENTRY	1.00	0.99	0.96	0.93	0.92	0.92	0.94
3 WKEND SEASONAL PROFILE ENTRY	1.00	0.99	0.96	0.93	0.92	0.92	0.94

SEASONAL PROFILE 233 DOMI_29

SEASONS	8 AUGUST	9 SEPTEMBR	10 OCTOBER	11 NOVEMBER	12 DECEMBER
SUBPERIODS					
1 WKDAY SEASONAL PROFILE ENTRY	0.93	0.93	0.93	0.96	0.98
2 WKNIGHT SEASONAL PROFILE ENTRY	0.93	0.93	0.93	0.96	0.98
3 WKEND SEASONAL PROFILE ENTRY	0.93	0.93	0.93	0.96	0.98

SEASONAL PROFILE 234 DOMI_30

SEASONS	1 JANUARY	2 FEBRUARY	3 MARCH	4 APRIL	5 MAY	6 JUNE	7 JULY
SUBPERIODS							
1 WKDAY SEASONAL PROFILE ENTRY	1.00	0.99	0.96	0.93	0.93	0.93	0.94
2 WKNIGHT SEASONAL PROFILE ENTRY	1.00	0.99	0.96	0.93	0.93	0.93	0.94
3 WKEND SEASONAL PROFILE ENTRY	1.00	0.99	0.96	0.93	0.93	0.93	0.94

SEASONAL PROFILE 234 DOMI_30

SEASONS	8 AUGUST	9 SEPTEMBR	10 OCTOBER	11 NOVEMBER	12 DECEMBER
SUBPERIODS					
1 WKDAY SEASONAL PROFILE ENTRY	0.94	0.93	0.94	0.96	0.98
2 WKNIGHT SEASONAL PROFILE ENTRY	0.94	0.93	0.94	0.96	0.98
3 WKEND SEASONAL PROFILE ENTRY	0.94	0.93	0.94	0.96	0.98

SEASONAL PROFILE 235 DOMI_31

SEASONS	1 JANUARY	2 FEBRUARY	3 MARCH	4 APRIL	5 MAY	6 JUNE	7 JULY

SUBPERIODS

1 WKDAY							
SEASONAL PROFILE ENTRY	1.00	0.99	0.96	0.93	0.93	0.93	0.94
2 WKNIGHT							
SEASONAL PROFILE ENTRY	1.00	0.99	0.96	0.93	0.93	0.93	0.94
3 WKEND							
SEASONAL PROFILE ENTRY	1.00	0.99	0.96	0.93	0.93	0.93	0.94

SEASONAL PROFILE 235 DOMI_31

SEASONS	8	9	10	11	12
	AUGUST	SEPTEMBR	OCTOBER	NOVEMBER	DECEMBER
SUBPERIODS					
1 WKDAY					
SEASONAL PROFILE ENTRY	0.94	0.93	0.94	0.96	0.98
2 WKNIGHT					
SEASONAL PROFILE ENTRY	0.94	0.93	0.94	0.96	0.98
3 WKEND					
SEASONAL PROFILE ENTRY	0.94	0.93	0.94	0.96	0.98

SEASONAL PROFILE 236 DOMI_32

SEASONS	1	2	3	4	5	6	7
	JANUARY	FEBRUARY	MARCH	APRIL	MAY	JUNE	JULY
SUBPERIODS							
1 WKDAY							
SEASONAL PROFILE ENTRY	1.00	0.99	0.96	0.94	0.93	0.93	0.94
2 WKNIGHT							
SEASONAL PROFILE ENTRY	1.00	0.99	0.96	0.94	0.93	0.93	0.94
3 WKEND							
SEASONAL PROFILE ENTRY	1.00	0.99	0.96	0.94	0.93	0.93	0.94

SEASONAL PROFILE 236 DOMI_32

SEASONS	8	9	10	11	12
	AUGUST	SEPTEMBR	OCTOBER	NOVEMBER	DECEMBER
SUBPERIODS					
1 WKDAY					
SEASONAL PROFILE ENTRY	0.94	0.93	0.94	0.96	0.98
2 WKNIGHT					
SEASONAL PROFILE ENTRY	0.94	0.93	0.94	0.96	0.98
3 WKEND					
SEASONAL PROFILE ENTRY	0.94	0.93	0.94	0.96	0.98

AEP EAST
GENERATION AND FUEL MODULE
INPUT SUMMARY REPORT

QUALIFIER = GAF.INPUT.PARAMETERS.

SEASONAL PROFILE 237 DOMI_33

SEASONS	1 JANUARY	2 FEBRUARY	3 MARCH	4 APRIL	5 MAY	6 JUNE	7 JULY
SUBPERIODS							
1 WKDAY SEASONAL PROFILE ENTRY	1.00	0.99	0.96	0.94	0.93	0.93	0.94
2 WKNIGHT SEASONAL PROFILE ENTRY	1.00	0.99	0.96	0.94	0.93	0.93	0.94
3 WKEND SEASONAL PROFILE ENTRY	1.00	0.99	0.96	0.94	0.93	0.93	0.94

SEASONAL PROFILE 237 DOMI_33

SEASONS	8 AUGUST	9 SEPTEMBR	10 OCTOBER	11 NOVEMBER	12 DECEMBER
SUBPERIODS					
1 WKDAY SEASONAL PROFILE ENTRY	0.94	0.93	0.94	0.96	0.98
2 WKNIGHT SEASONAL PROFILE ENTRY	0.94	0.93	0.94	0.96	0.98
3 WKEND SEASONAL PROFILE ENTRY	0.94	0.93	0.94	0.96	0.98

SEASONAL PROFILE 238 DOMI_34

SEASONS	1 JANUARY	2 FEBRUARY	3 MARCH	4 APRIL	5 MAY	6 JUNE	7 JULY
SUBPERIODS							
1 WKDAY SEASONAL PROFILE ENTRY	1.00	0.99	0.96	0.94	0.93	0.93	0.94
2 WKNIGHT SEASONAL PROFILE ENTRY	1.00	0.99	0.96	0.94	0.93	0.93	0.94
3 WKEND SEASONAL PROFILE ENTRY	1.00	0.99	0.96	0.94	0.93	0.93	0.94

SEASONAL PROFILE 238 DOMI_34

SEASONS	8 AUGUST	9 SEPTEMBR	10 OCTOBER	11 NOVEMBER	12 DECEMBER
SUBPERIODS					
1 WKDAY SEASONAL PROFILE ENTRY	0.94	0.93	0.94	0.96	0.98
2 WKNIGHT SEASONAL PROFILE ENTRY	0.94	0.93	0.94	0.96	0.98
3 WKEND SEASONAL PROFILE ENTRY	0.94	0.93	0.94	0.96	0.98

SEASONAL PROFILE 239 DOMI_35

SEASONS	1 JANUARY	2 FEBRUARY	3 MARCH	4 APRIL	5 MAY	6 JUNE	7 JULY
SUBPERIODS							
1 WKDAY SEASONAL PROFILE ENTRY	1.00	0.99	0.97	0.94	0.93	0.93	0.94
2 WKNIGHT SEASONAL PROFILE ENTRY	1.00	0.99	0.97	0.94	0.93	0.93	0.94
3 WKEND SEASONAL PROFILE ENTRY	1.00	0.99	0.97	0.94	0.93	0.93	0.94

SEASONAL PROFILE 239 DOMI_35

SEASONS	8 AUGUST	9 SEPTEMBR	10 OCTOBER	11 NOVEMBER	12 DECEMBER
SUBPERIODS					
1 WKDAY SEASONAL PROFILE ENTRY	0.94	0.94	0.94	0.96	0.98
2 WKNIGHT SEASONAL PROFILE ENTRY	0.94	0.94	0.94	0.96	0.98
3 WKEND SEASONAL PROFILE ENTRY	0.94	0.94	0.94	0.96	0.98

SEASONAL PROFILE 240 DOMI_36

SEASONS	1 JANUARY	2 FEBRUARY	3 MARCH	4 APRIL	5 MAY	6 JUNE	7 JULY

SUBPERIODS

1 WKDAY							
SEASONAL PROFILE ENTRY	1.00	0.99	0.97	0.94	0.93	0.94	0.94
2 WKNIGHT							
SEASONAL PROFILE ENTRY	1.00	0.99	0.97	0.94	0.93	0.94	0.94
3 WKEND							
SEASONAL PROFILE ENTRY	1.00	0.99	0.97	0.94	0.93	0.94	0.94

SEASONAL PROFILE 240 DOMI_36

SEASONS	8	9	10	11	12
	AUGUST	SEPTEMBR	OCTOBER	NOVEMBER	DECEMBER
SUBPERIODS					
1 WKDAY					
SEASONAL PROFILE ENTRY	0.94	0.94	0.94	0.97	0.98
2 WKNIGHT					
SEASONAL PROFILE ENTRY	0.94	0.94	0.94	0.97	0.98
3 WKEND					
SEASONAL PROFILE ENTRY	0.94	0.94	0.94	0.97	0.98

SEASONAL PROFILE 241 DOMI_37

SEASONS	1	2	3	4	5	6	7
	JANUARY	FEBRUARY	MARCH	APRIL	MAY	JUNE	JULY
SUBPERIODS							
1 WKDAY							
SEASONAL PROFILE ENTRY	1.00	0.99	0.97	0.94	0.94	0.94	0.94
2 WKNIGHT							
SEASONAL PROFILE ENTRY	1.00	0.99	0.97	0.94	0.94	0.94	0.94
3 WKEND							
SEASONAL PROFILE ENTRY	1.00	0.99	0.97	0.94	0.94	0.94	0.94

SEASONAL PROFILE 241 DOMI_37

SEASONS	8	9	10	11	12
	AUGUST	SEPTEMBR	OCTOBER	NOVEMBER	DECEMBER
SUBPERIODS					
1 WKDAY					
SEASONAL PROFILE ENTRY	0.94	0.94	0.94	0.97	0.98
2 WKNIGHT					
SEASONAL PROFILE ENTRY	0.94	0.94	0.94	0.97	0.98
3 WKEND					
SEASONAL PROFILE ENTRY	0.94	0.94	0.94	0.97	0.98

AEP EAST
GENERATION AND FUEL MODULE
INPUT SUMMARY REPORT

QUALIFIER = GAF.INPUT.PARAMETERS.

SEASONAL PROFILE 242 DOMI_38

SEASONS	1 JANUARY	2 FEBRUARY	3 MARCH	4 APRIL	5 MAY	6 JUNE	7 JULY
SUBPERIODS							
1 WKDAY SEASONAL PROFILE ENTRY	1.00	0.99	0.97	0.94	0.94	0.94	0.95
2 WKNIGHT SEASONAL PROFILE ENTRY	1.00	0.99	0.97	0.94	0.94	0.94	0.95
3 WKEND SEASONAL PROFILE ENTRY	1.00	0.99	0.97	0.94	0.94	0.94	0.95

SEASONAL PROFILE 242 DOMI_38

SEASONS	8 AUGUST	9 SEPTEMBR	10 OCTOBER	11 NOVEMBER	12 DECEMBER
SUBPERIODS					
1 WKDAY SEASONAL PROFILE ENTRY	0.94	0.94	0.94	0.97	0.98
2 WKNIGHT SEASONAL PROFILE ENTRY	0.94	0.94	0.94	0.97	0.98
3 WKEND SEASONAL PROFILE ENTRY	0.94	0.94	0.94	0.97	0.98

SEASONAL PROFILE 243 DOMI_39

SEASONS	1 JANUARY	2 FEBRUARY	3 MARCH	4 APRIL	5 MAY	6 JUNE	7 JULY
SUBPERIODS							
1 WKDAY SEASONAL PROFILE ENTRY	1.00	0.99	0.97	0.94	0.94	0.94	0.95
2 WKNIGHT SEASONAL PROFILE ENTRY	1.00	0.99	0.97	0.94	0.94	0.94	0.95
3 WKEND SEASONAL PROFILE ENTRY	1.00	0.99	0.97	0.94	0.94	0.94	0.95

SEASONAL PROFILE 243 DOMI_39

SEASONS	8 AUGUST	9 SEPTEMBR	10 OCTOBER	11 NOVEMBER	12 DECEMBER
SUBPERIODS					
1 WKDAY SEASONAL PROFILE ENTRY	0.95	0.94	0.95	0.97	0.98
2 WKNIGHT SEASONAL PROFILE ENTRY	0.95	0.94	0.95	0.97	0.98
3 WKEND SEASONAL PROFILE ENTRY	0.95	0.94	0.95	0.97	0.98

SEASONAL PROFILE 244 DOMI_40

SEASONS	1 JANUARY	2 FEBRUARY	3 MARCH	4 APRIL	5 MAY	6 JUNE	7 JULY
SUBPERIODS							
1 WKDAY SEASONAL PROFILE ENTRY	1.00	0.99	0.97	0.95	0.94	0.94	0.95
2 WKNIGHT SEASONAL PROFILE ENTRY	1.00	0.99	0.97	0.95	0.94	0.94	0.95
3 WKEND SEASONAL PROFILE ENTRY	1.00	0.99	0.97	0.95	0.94	0.94	0.95

SEASONAL PROFILE 244 DOMI_40

SEASONS	8 AUGUST	9 SEPTEMBR	10 OCTOBER	11 NOVEMBER	12 DECEMBER
SUBPERIODS					
1 WKDAY SEASONAL PROFILE ENTRY	0.95	0.94	0.95	0.97	0.98
2 WKNIGHT SEASONAL PROFILE ENTRY	0.95	0.94	0.95	0.97	0.98
3 WKEND SEASONAL PROFILE ENTRY	0.95	0.94	0.95	0.97	0.98

SEASONAL PROFILE 246 AM2_11

SEASONS	1 JANUARY	2 FEBRUARY	3 MARCH	4 APRIL	5 MAY	6 JUNE	7 JULY

SUBPERIODS

1 WKDAY							
SEASONAL PROFILE ENTRY	1.00	0.80	0.80	0.80	0.80	0.80	0.80
2 WKNIGHT							
SEASONAL PROFILE ENTRY	1.00	0.80	0.80	0.80	0.80	0.80	0.80
3 WKEND							
SEASONAL PROFILE ENTRY	1.00	0.80	0.80	0.80	0.80	0.80	0.80

SEASONAL PROFILE 246 AM2_11

SEASONS	8	9	10	11	12
	AUGUST	SEPTEMBR	OCTOBER	NOVEMBER	DECEMBER
SUBPERIODS					
1 WKDAY					
SEASONAL PROFILE ENTRY	0.80	0.80	0.80	0.80	0.80
2 WKNIGHT					
SEASONAL PROFILE ENTRY	0.80	0.80	0.80	0.80	0.80
3 WKEND					
SEASONAL PROFILE ENTRY	0.80	0.80	0.80	0.80	0.80

SEASONAL PROFILE 248 CD1_11

SEASONS	1	2	3	4	5	6	7
	JANUARY	FEBRUARY	MARCH	APRIL	MAY	JUNE	JULY
SUBPERIODS							
1 WKDAY							
SEASONAL PROFILE ENTRY	1.00	1.00	1.00	1.00	1.00	1.00	0.84
2 WKNIGHT							
SEASONAL PROFILE ENTRY	1.00	1.00	1.00	1.00	1.00	1.00	0.84
3 WKEND							
SEASONAL PROFILE ENTRY	1.00	1.00	1.00	1.00	1.00	1.00	0.84

SEASONAL PROFILE 248 CD1_11

SEASONS	8	9	10	11	12
	AUGUST	SEPTEMBR	OCTOBER	NOVEMBER	DECEMBER
SUBPERIODS					
1 WKDAY					
SEASONAL PROFILE ENTRY	1.00	1.00	1.00	1.00	1.00
2 WKNIGHT					
SEASONAL PROFILE ENTRY	1.00	1.00	1.00	1.00	1.00
3 WKEND					
SEASONAL PROFILE ENTRY	1.00	1.00	1.00	1.00	1.00

AEP EAST
GENERATION AND FUEL MODULE
INPUT SUMMARY REPORT

QUALIFIER = GAF.INPUT.PARAMETERS.

SEASONAL PROFILE 250

SEASONS	1 JANUARY	2 FEBRUARY	3 MARCH	4 APRIL	5 MAY	6 JUNE	7 JULY
SUBPERIODS							
1 WKDAY SEASONAL PROFILE ENTRY	1.00	1.00	1.00	1.00	1.00	1.00	1.00
2 WKNIGHT SEASONAL PROFILE ENTRY	1.00	1.00	1.00	1.00	1.00	1.00	1.00
3 WKEND SEASONAL PROFILE ENTRY	1.00	1.00	1.00	1.00	1.00	1.00	1.00

SEASONAL PROFILE 250

SEASONS	8 AUGUST	9 SEPTEMBR	10 OCTOBER	11 NOVEMBER	12 DECEMBER
SUBPERIODS					
1 WKDAY SEASONAL PROFILE ENTRY	1.00	1.00	1.00	1.00	1.00
2 WKNIGHT SEASONAL PROFILE ENTRY	1.00	1.00	1.00	1.00	1.00
3 WKEND SEASONAL PROFILE ENTRY	1.00	1.00	1.00	1.00	1.00

SEASONAL PROFILE 252 COOK1_11

SEASONS	1 JANUARY	2 FEBRUARY	3 MARCH	4 APRIL	5 MAY	6 JUNE	7 JULY
SUBPERIODS							
1 WKDAY SEASONAL PROFILE ENTRY	5.00	5.00	5.00	5.00	5.00	5.00	5.00
2 WKNIGHT SEASONAL PROFILE ENTRY	5.00	5.00	5.00	5.00	5.00	5.00	5.00
3 WKEND SEASONAL PROFILE ENTRY	5.00	5.00	5.00	5.00	5.00	5.00	5.00

SEASONAL PROFILE 252 COOK1_11

SEASONS	8 AUGUST	9 SEPTEMBR	10 OCTOBER	11 NOVEMBER	12 DECEMBER
SUBPERIODS					
1 WKDAY SEASONAL PROFILE ENTRY	5.00	5.00	5.00	5.00	5.00
2 WKNIGHT SEASONAL PROFILE ENTRY	5.00	5.00	5.00	5.00	5.00
3 WKEND SEASONAL PROFILE ENTRY	5.00	5.00	5.00	5.00	5.00

SEASONAL PROFILE 253 COOK1_12

SEASONS	1 JANUARY	2 FEBRUARY	3 MARCH	4 APRIL	5 MAY	6 JUNE	7 JULY
SUBPERIODS							
1 WKDAY SEASONAL PROFILE ENTRY	5.00	5.00	5.00	5.00	5.00	5.00	5.00
2 WKNIGHT SEASONAL PROFILE ENTRY	5.00	5.00	5.00	5.00	5.00	5.00	5.00
3 WKEND SEASONAL PROFILE ENTRY	5.00	5.00	5.00	5.00	5.00	5.00	5.00

SEASONAL PROFILE 253 COOK1_12

SEASONS	8 AUGUST	9 SEPTEMBR	10 OCTOBER	11 NOVEMBER	12 DECEMBER
SUBPERIODS					
1 WKDAY SEASONAL PROFILE ENTRY	5.01	5.00	5.00	5.00	5.00
2 WKNIGHT SEASONAL PROFILE ENTRY	5.01	5.00	5.00	5.00	5.00
3 WKEND SEASONAL PROFILE ENTRY	5.01	5.00	5.00	5.00	5.00

SEASONAL PROFILE 254 COOK1_13

SEASONS	1 JANUARY	2 FEBRUARY	3 MARCH	4 APRIL	5 MAY	6 JUNE	7 JULY

SUBPERIODS

1 WKDAY							
SEASONAL PROFILE ENTRY	5.00	4.99	5.01	5.03	5.00	5.00	5.00
2 WKNIGHT							
SEASONAL PROFILE ENTRY	5.00	4.99	5.01	5.03	5.00	5.00	5.00
3 WKEND							
SEASONAL PROFILE ENTRY	5.00	4.99	5.01	5.03	5.00	5.00	5.00

SEASONAL PROFILE 254 COOK1_13

SEASONS	8	9	10	11	12
	AUGUST	SEPTEMBR	OCTOBER	NOVEMBER	DECEMBER
SUBPERIODS					
1 WKDAY					
SEASONAL PROFILE ENTRY	5.01	5.01	5.00	5.00	5.00
2 WKNIGHT					
SEASONAL PROFILE ENTRY	5.01	5.01	5.00	5.00	5.00
3 WKEND					
SEASONAL PROFILE ENTRY	5.01	5.01	5.00	5.00	5.00

SEASONAL PROFILE 255 COOK1_14

SEASONS	1	2	3	4	5	6	7
	JANUARY	FEBRUARY	MARCH	APRIL	MAY	JUNE	JULY
SUBPERIODS							
1 WKDAY							
SEASONAL PROFILE ENTRY	5.00	5.00	5.00	5.00	4.99	5.00	5.00
2 WKNIGHT							
SEASONAL PROFILE ENTRY	5.00	5.00	5.00	5.00	4.99	5.00	5.00
3 WKEND							
SEASONAL PROFILE ENTRY	5.00	5.00	5.00	5.00	4.99	5.00	5.00

SEASONAL PROFILE 255 COOK1_14

SEASONS	8	9	10	11	12
	AUGUST	SEPTEMBR	OCTOBER	NOVEMBER	DECEMBER
SUBPERIODS					
1 WKDAY					
SEASONAL PROFILE ENTRY	5.00	5.00	5.00	5.00	5.00
2 WKNIGHT					
SEASONAL PROFILE ENTRY	5.00	5.00	5.00	5.00	5.00
3 WKEND					
SEASONAL PROFILE ENTRY	5.00	5.00	5.00	5.00	5.00

AEP EAST
GENERATION AND FUEL MODULE
INPUT SUMMARY REPORT

QUALIFIER = GAF.INPUT.PARAMETERS.

SEASONAL PROFILE 256 COOK1_15

SEASONS	1 JANUARY	2 FEBRUARY	3 MARCH	4 APRIL	5 MAY	6 JUNE	7 JULY
SUBPERIODS							
1 WKDAY SEASONAL PROFILE ENTRY	5.00	5.00	5.00	5.00	4.99	5.00	5.00
2 WKNIGHT SEASONAL PROFILE ENTRY	5.00	5.00	5.00	5.00	4.99	5.00	5.00
3 WKEND SEASONAL PROFILE ENTRY	5.00	5.00	5.00	5.00	4.99	5.00	5.00

SEASONAL PROFILE 256 COOK1_15

SEASONS	8 AUGUST	9 SEPTEMBR	10 OCTOBER	11 NOVEMBER	12 DECEMBER
SUBPERIODS					
1 WKDAY SEASONAL PROFILE ENTRY	5.00	5.00	5.00	5.00	5.00
2 WKNIGHT SEASONAL PROFILE ENTRY	5.00	5.00	5.00	5.00	5.00
3 WKEND SEASONAL PROFILE ENTRY	5.00	5.00	5.00	5.00	5.00

SEASONAL PROFILE 257 COOK1_16

SEASONS	1 JANUARY	2 FEBRUARY	3 MARCH	4 APRIL	5 MAY	6 JUNE	7 JULY
SUBPERIODS							
1 WKDAY SEASONAL PROFILE ENTRY	5.00	5.00	5.00	5.00	5.00	5.00	5.00
2 WKNIGHT SEASONAL PROFILE ENTRY	5.00	5.00	5.00	5.00	5.00	5.00	5.00
3 WKEND SEASONAL PROFILE ENTRY	5.00	5.00	5.00	5.00	5.00	5.00	5.00

SEASONAL PROFILE 257 COOK1_16

SEASONS	8 AUGUST	9 SEPTEMBR	10 OCTOBER	11 NOVEMBER	12 DECEMBER
SUBPERIODS					
1 WKDAY SEASONAL PROFILE ENTRY	5.00	5.00	5.00	5.00	5.00
2 WKNIGHT SEASONAL PROFILE ENTRY	5.00	5.00	5.00	5.00	5.00
3 WKEND SEASONAL PROFILE ENTRY	5.00	5.00	5.00	5.00	5.00

SEASONAL PROFILE 258 COOK1-17

SEASONS	1 JANUARY	2 FEBRUARY	3 MARCH	4 APRIL	5 MAY	6 JUNE	7 JULY
SUBPERIODS							
1 WKDAY SEASONAL PROFILE ENTRY	5.00	5.00	5.00	5.00	5.00	5.00	5.00
2 WKNIGHT SEASONAL PROFILE ENTRY	5.00	5.00	5.00	5.00	5.00	5.00	5.00
3 WKEND SEASONAL PROFILE ENTRY	5.00	5.00	5.00	5.00	5.00	5.00	5.00

SEASONAL PROFILE 258 COOK1-17

SEASONS	8 AUGUST	9 SEPTEMBR	10 OCTOBER	11 NOVEMBER	12 DECEMBER
SUBPERIODS					
1 WKDAY SEASONAL PROFILE ENTRY	5.00	5.00	5.00	5.00	5.00
2 WKNIGHT SEASONAL PROFILE ENTRY	5.00	5.00	5.00	5.00	5.00
3 WKEND SEASONAL PROFILE ENTRY	5.00	5.00	5.00	5.00	5.00

SEASONAL PROFILE 259 COOK1_18

SEASONS	1 JANUARY	2 FEBRUARY	3 MARCH	4 APRIL	5 MAY	6 JUNE	7 JULY

SUBPERIODS

1 WKDAY							
SEASONAL PROFILE ENTRY	5.00	5.00	5.00	5.00	5.00	5.00	5.00
2 WKNIGHT							
SEASONAL PROFILE ENTRY	5.00	5.00	5.00	5.00	5.00	5.00	5.00
3 WKEND							
SEASONAL PROFILE ENTRY	5.00	5.00	5.00	5.00	5.00	5.00	5.00

SEASONAL PROFILE 259 COOK1_18

SEASONS	8 AUGUST	9 SEPTEMBR	10 OCTOBER	11 NOVEMBER	12 DECEMBER
SUBPERIODS					
1 WKDAY					
SEASONAL PROFILE ENTRY	5.00	4.99	5.00	5.00	5.00
2 WKNIGHT					
SEASONAL PROFILE ENTRY	5.00	4.99	5.00	5.00	5.00
3 WKEND					
SEASONAL PROFILE ENTRY	5.00	4.99	5.00	5.00	5.00

SEASONAL PROFILE 260 COOK1_19

SEASONS	1 JANUARY	2 FEBRUARY	3 MARCH	4 APRIL	5 MAY	6 JUNE	7 JULY
SUBPERIODS							
1 WKDAY							
SEASONAL PROFILE ENTRY	5.00	5.00	5.00	5.00	5.00	5.00	5.00
2 WKNIGHT							
SEASONAL PROFILE ENTRY	5.00	5.00	5.00	5.00	5.00	5.00	5.00
3 WKEND							
SEASONAL PROFILE ENTRY	5.00	5.00	5.00	5.00	5.00	5.00	5.00

SEASONAL PROFILE 260 COOK1_19

SEASONS	8 AUGUST	9 SEPTEMBR	10 OCTOBER	11 NOVEMBER	12 DECEMBER
SUBPERIODS					
1 WKDAY					
SEASONAL PROFILE ENTRY	5.00	5.00	5.00	5.00	5.00
2 WKNIGHT					
SEASONAL PROFILE ENTRY	5.00	5.00	5.00	5.00	5.00
3 WKEND					
SEASONAL PROFILE ENTRY	5.00	5.00	5.00	5.00	5.00

AEP EAST
GENERATION AND FUEL MODULE
INPUT SUMMARY REPORT

QUALIFIER = GAF.INPUT.PARAMETERS.

SEASONAL PROFILE 261 COOK1_20

SEASONS	1 JANUARY	2 FEBRUARY	3 MARCH	4 APRIL	5 MAY	6 JUNE	7 JULY
SUBPERIODS							
1 WKDAY SEASONAL PROFILE ENTRY	5.00	5.00	5.00	5.00	5.00	5.00	5.00
2 WKNIGHT SEASONAL PROFILE ENTRY	5.00	5.00	5.00	5.00	5.00	5.00	5.00
3 WKEND SEASONAL PROFILE ENTRY	5.00	5.00	5.00	5.00	5.00	5.00	5.00

SEASONAL PROFILE 261 COOK1_20

SEASONS	8 AUGUST	9 SEPTEMBR	10 OCTOBER	11 NOVEMBER	12 DECEMBER
SUBPERIODS					
1 WKDAY SEASONAL PROFILE ENTRY	5.00	5.00	5.00	5.00	5.00
2 WKNIGHT SEASONAL PROFILE ENTRY	5.00	5.00	5.00	5.00	5.00
3 WKEND SEASONAL PROFILE ENTRY	5.00	5.00	5.00	5.00	5.00

SEASONAL PROFILE 264 NOX 11

SEASONS	1 JANUARY	2 FEBRUARY	3 MARCH	4 APRIL	5 MAY	6 JUNE	7 JULY
SUBPERIODS							
1 WKDAY SEASONAL PROFILE ENTRY	485.00	485.00	485.00	485.00	530.00	530.00	530.00
2 WKNIGHT SEASONAL PROFILE ENTRY	485.00	485.00	485.00	485.00	530.00	530.00	530.00
3 WKEND SEASONAL PROFILE ENTRY	485.00	485.00	485.00	485.00	530.00	530.00	530.00

SEASONAL PROFILE 264 NOX 11

SEASONS	8 AUGUST	9 SEPTEMBR	10 OCTOBER	11 NOVEMBER	12 DECEMBER
SUBPERIODS					
1 WKDAY SEASONAL PROFILE ENTRY	530.00	530.00	485.00	485.00	485.00
2 WKNIGHT SEASONAL PROFILE ENTRY	530.00	530.00	485.00	485.00	485.00
3 WKEND SEASONAL PROFILE ENTRY	530.00	530.00	485.00	485.00	485.00

SEASONAL PROFILE 265 NOX 12

SEASONS	1 JANUARY	2 FEBRUARY	3 MARCH	4 APRIL	5 MAY	6 JUNE	7 JULY
SUBPERIODS							
1 WKDAY SEASONAL PROFILE ENTRY	650.00	650.00	650.00	650.00	2050.00	2050.00	2050.00
2 WKNIGHT SEASONAL PROFILE ENTRY	650.00	650.00	650.00	650.00	2050.00	2050.00	2050.00
3 WKEND SEASONAL PROFILE ENTRY	650.00	650.00	650.00	650.00	2050.00	2050.00	2050.00

SEASONAL PROFILE 265 NOX 12

SEASONS	8 AUGUST	9 SEPTEMBR	10 OCTOBER	11 NOVEMBER	12 DECEMBER
SUBPERIODS					
1 WKDAY SEASONAL PROFILE ENTRY	2050.00	2050.00	650.00	650.00	650.00
2 WKNIGHT SEASONAL PROFILE ENTRY	2050.00	2050.00	650.00	650.00	650.00
3 WKEND SEASONAL PROFILE ENTRY	2050.00	2050.00	650.00	650.00	650.00

SEASONAL PROFILE 266 NOX 13

SEASONS	1 JANUARY	2 FEBRUARY	3 MARCH	4 APRIL	5 MAY	6 JUNE	7 JULY

SUBPERIODS

1 WKDAY							
SEASONAL PROFILE ENTRY	550.00	550.00	550.00	550.00	1650.00	1650.00	1650.00
2 WKNIGHT							
SEASONAL PROFILE ENTRY	550.00	550.00	550.00	550.00	1650.00	1650.00	1650.00
3 WKEND							
SEASONAL PROFILE ENTRY	550.00	550.00	550.00	550.00	1650.00	1650.00	1650.00

SEASONAL PROFILE 266 NOX 13

SEASONS	8 AUGUST	9 SEPTEMBR	10 OCTOBER	11 NOVEMBER	12 DECEMBER
SUBPERIODS					
1 WKDAY					
SEASONAL PROFILE ENTRY	1650.00	1650.00	550.00	550.00	550.00
2 WKNIGHT					
SEASONAL PROFILE ENTRY	1650.00	1650.00	550.00	550.00	550.00
3 WKEND					
SEASONAL PROFILE ENTRY	1650.00	1650.00	550.00	550.00	550.00

SEASONAL PROFILE 267 NOX 14

SEASONS	1 JANUARY	2 FEBRUARY	3 MARCH	4 APRIL	5 MAY	6 JUNE	7 JULY
SUBPERIODS							
1 WKDAY							
SEASONAL PROFILE ENTRY	450.00	450.00	450.00	450.00	1250.00	1250.00	1250.00
2 WKNIGHT							
SEASONAL PROFILE ENTRY	450.00	450.00	450.00	450.00	1250.00	1250.00	1250.00
3 WKEND							
SEASONAL PROFILE ENTRY	450.00	450.00	450.00	450.00	1250.00	1250.00	1250.00

SEASONAL PROFILE 267 NOX 14

SEASONS	8 AUGUST	9 SEPTEMBR	10 OCTOBER	11 NOVEMBER	12 DECEMBER
SUBPERIODS					
1 WKDAY					
SEASONAL PROFILE ENTRY	1250.00	1250.00	450.00	450.00	450.00
2 WKNIGHT					
SEASONAL PROFILE ENTRY	1250.00	1250.00	450.00	450.00	450.00
3 WKEND					
SEASONAL PROFILE ENTRY	1250.00	1250.00	450.00	450.00	450.00

AEP EAST
GENERATION AND FUEL MODULE
INPUT SUMMARY REPORT

QUALIFIER = GAF.INPUT.PARAMETERS.

SEASONAL PROFILE 268 NOX 15

SEASONS	1 JANUARY	2 FEBRUARY	3 MARCH	4 APRIL	5 MAY	6 JUNE	7 JULY
SUBPERIODS							
1 WKDAY SEASONAL PROFILE ENTRY	450.00	450.00	450.00	450.00	1250.00	1250.00	1250.00
2 WKNIGHT SEASONAL PROFILE ENTRY	450.00	450.00	450.00	450.00	1250.00	1250.00	1250.00
3 WKEND SEASONAL PROFILE ENTRY	450.00	450.00	450.00	450.00	1250.00	1250.00	1250.00

SEASONAL PROFILE 268 NOX 15

SEASONS	8 AUGUST	9 SEPTEMBR	10 OCTOBER	11 NOVEMBER	12 DECEMBER
SUBPERIODS					
1 WKDAY SEASONAL PROFILE ENTRY	1250.00	1250.00	450.00	450.00	450.00
2 WKNIGHT SEASONAL PROFILE ENTRY	1250.00	1250.00	450.00	450.00	450.00
3 WKEND SEASONAL PROFILE ENTRY	1250.00	1250.00	450.00	450.00	450.00

SEASONAL PROFILE 269 NOX 16

SEASONS	1 JANUARY	2 FEBRUARY	3 MARCH	4 APRIL	5 MAY	6 JUNE	7 JULY
SUBPERIODS							
1 WKDAY SEASONAL PROFILE ENTRY	450.00	450.00	450.00	450.00	1250.00	1250.00	1250.00
2 WKNIGHT SEASONAL PROFILE ENTRY	450.00	450.00	450.00	450.00	1250.00	1250.00	1250.00
3 WKEND SEASONAL PROFILE ENTRY	450.00	450.00	450.00	450.00	1250.00	1250.00	1250.00

SEASONAL PROFILE 269 NOX 16

SEASONS	8 AUGUST	9 SEPTEMBR	10 OCTOBER	11 NOVEMBER	12 DECEMBER
SUBPERIODS					
1 WKDAY SEASONAL PROFILE ENTRY	1250.00	1250.00	450.00	450.00	450.00
2 WKNIGHT SEASONAL PROFILE ENTRY	1250.00	1250.00	450.00	450.00	450.00
3 WKEND SEASONAL PROFILE ENTRY	1250.00	1250.00	450.00	450.00	450.00

SEASONAL PROFILE 270 NOX 17

SEASONS	1 JANUARY	2 FEBRUARY	3 MARCH	4 APRIL	5 MAY	6 JUNE	7 JULY
SUBPERIODS							
1 WKDAY SEASONAL PROFILE ENTRY	250.00	250.00	250.00	250.00	900.00	900.00	900.00
2 WKNIGHT SEASONAL PROFILE ENTRY	250.00	250.00	250.00	250.00	900.00	900.00	900.00
3 WKEND SEASONAL PROFILE ENTRY	250.00	250.00	250.00	250.00	900.00	900.00	900.00

SEASONAL PROFILE 270 NOX 17

SEASONS	8 AUGUST	9 SEPTEMBR	10 OCTOBER	11 NOVEMBER	12 DECEMBER
SUBPERIODS					
1 WKDAY SEASONAL PROFILE ENTRY	900.00	900.00	250.00	250.00	250.00
2 WKNIGHT SEASONAL PROFILE ENTRY	900.00	900.00	250.00	250.00	250.00
3 WKEND SEASONAL PROFILE ENTRY	900.00	900.00	250.00	250.00	250.00

SEASONAL PROFILE 271 NOX 18

SEASONS	1 JANUARY	2 FEBRUARY	3 MARCH	4 APRIL	5 MAY	6 JUNE	7 JULY

SUBPERIODS

1 WKDAY							
SEASONAL PROFILE ENTRY	125.00	125.00	125.00	125.00	375.00	375.00	375.00
2 WKNIGHT							
SEASONAL PROFILE ENTRY	125.00	125.00	125.00	125.00	375.00	375.00	375.00
3 WKEND							
SEASONAL PROFILE ENTRY	125.00	125.00	125.00	125.00	375.00	375.00	375.00

SEASONAL PROFILE 271 NOX 18

SEASONS	8 AUGUST	9 SEPTEMBR	10 OCTOBER	11 NOVEMBER	12 DECEMBER
SUBPERIODS					
1 WKDAY					
SEASONAL PROFILE ENTRY	375.00	375.00	125.00	125.00	125.00
2 WKNIGHT					
SEASONAL PROFILE ENTRY	375.00	375.00	125.00	125.00	125.00
3 WKEND					
SEASONAL PROFILE ENTRY	375.00	375.00	125.00	125.00	125.00

SEASONAL PROFILE 272 NOX 19

SEASONS	1 JANUARY	2 FEBRUARY	3 MARCH	4 APRIL	5 MAY	6 JUNE	7 JULY
SUBPERIODS							
1 WKDAY							
SEASONAL PROFILE ENTRY	65.00	65.00	65.00	65.00	140.00	140.00	140.00
2 WKNIGHT							
SEASONAL PROFILE ENTRY	65.00	65.00	65.00	65.00	140.00	140.00	140.00
3 WKEND							
SEASONAL PROFILE ENTRY	65.00	65.00	65.00	65.00	140.00	140.00	140.00

SEASONAL PROFILE 272 NOX 19

SEASONS	8 AUGUST	9 SEPTEMBR	10 OCTOBER	11 NOVEMBER	12 DECEMBER
SUBPERIODS					
1 WKDAY					
SEASONAL PROFILE ENTRY	140.00	140.00	65.00	65.00	65.00
2 WKNIGHT					
SEASONAL PROFILE ENTRY	140.00	140.00	65.00	65.00	65.00
3 WKEND					
SEASONAL PROFILE ENTRY	140.00	140.00	65.00	65.00	65.00

AEP EAST
GENERATION AND FUEL MODULE
INPUT SUMMARY REPORT

QUALIFIER = GAF.INPUT.PARAMETERS.

SEASONAL PROFILE 273 NOX 20

SEASONS	1 JANUARY	2 FEBRUARY	3 MARCH	4 APRIL	5 MAY	6 JUNE	7 JULY
SUBPERIODS							
1 WKDAY SEASONAL PROFILE ENTRY	0.00	0.00	0.00	0.00	0.00	0.00	0.00
2 WKNIGHT SEASONAL PROFILE ENTRY	0.00	0.00	0.00	0.00	0.00	0.00	0.00
3 WKEND SEASONAL PROFILE ENTRY	0.00	0.00	0.00	0.00	0.00	0.00	0.00

SEASONAL PROFILE 273 NOX 20

SEASONS	8 AUGUST	9 SEPTEMBR	10 OCTOBER	11 NOVEMBER	12 DECEMBER
SUBPERIODS					
1 WKDAY SEASONAL PROFILE ENTRY	0.00	0.00	0.00	0.00	0.00
2 WKNIGHT SEASONAL PROFILE ENTRY	0.00	0.00	0.00	0.00	0.00
3 WKEND SEASONAL PROFILE ENTRY	0.00	0.00	0.00	0.00	0.00

SEASONAL PROFILE 274 BECK_12

SEASONS	1 JANUARY	2 FEBRUARY	3 MARCH	4 APRIL	5 MAY	6 JUNE	7 JULY
SUBPERIODS							
1 WKDAY SEASONAL PROFILE ENTRY	0.99	0.99	0.99	0.99	0.99	1.00	1.00
2 WKNIGHT SEASONAL PROFILE ENTRY	0.99	0.99	0.99	0.99	0.99	1.00	1.00
3 WKEND SEASONAL PROFILE ENTRY	0.99	0.99	0.99	0.99	0.99	1.00	1.00

SEASONAL PROFILE 274 BECK_12

SEASONS	8 AUGUST	9 SEPTEMBR	10 OCTOBER	11 NOVEMBER	12 DECEMBER
SUBPERIODS					
1 WKDAY SEASONAL PROFILE ENTRY	1.00	1.00	1.00	1.00	1.00
2 WKNIGHT SEASONAL PROFILE ENTRY	1.00	1.00	1.00	1.00	1.00
3 WKEND SEASONAL PROFILE ENTRY	1.00	1.00	1.00	1.00	1.00

SEASONAL PROFILE 275 BIGS_12

SEASONS	1 JANUARY	2 FEBRUARY	3 MARCH	4 APRIL	5 MAY	6 JUNE	7 JULY
SUBPERIODS							
1 WKDAY SEASONAL PROFILE ENTRY	1.00	0.99	0.99	0.98	0.97	0.97	0.96
2 WKNIGHT SEASONAL PROFILE ENTRY	1.00	0.99	0.99	0.98	0.97	0.97	0.96
3 WKEND SEASONAL PROFILE ENTRY	1.00	0.99	0.99	0.98	0.97	0.97	0.96

SEASONAL PROFILE 275 BIGS_12

SEASONS	8 AUGUST	9 SEPTEMBR	10 OCTOBER	11 NOVEMBER	12 DECEMBER
SUBPERIODS					
1 WKDAY SEASONAL PROFILE ENTRY	0.96	0.96	0.96	0.96	0.97
2 WKNIGHT SEASONAL PROFILE ENTRY	0.96	0.96	0.96	0.96	0.97
3 WKEND SEASONAL PROFILE ENTRY	0.96	0.96	0.96	0.96	0.97

SEASONAL PROFILE 277 COOK2_11

SEASONS	1 JANUARY	2 FEBRUARY	3 MARCH	4 APRIL	5 MAY	6 JUNE	7 JULY

SUBPERIODS

1 WKDAY							
SEASONAL PROFILE ENTRY	5.00	5.00	5.00	5.00	5.00	5.00	5.00
2 WKNIGHT							
SEASONAL PROFILE ENTRY	5.00	5.01	5.00	5.00	5.00	5.00	4.99
3 WKEND							
SEASONAL PROFILE ENTRY	5.00	5.01	5.00	5.00	5.00	5.00	4.99

SEASONAL PROFILE 277 COOK2_11

SEASONS	8	9	10	11	12
	AUGUST	SEPTEMBR	OCTOBER	NOVEMBER	DECEMBER

SUBPERIODS

1 WKDAY					
SEASONAL PROFILE ENTRY	5.00	5.00	5.00	5.00	5.00
2 WKNIGHT					
SEASONAL PROFILE ENTRY	5.00	5.00	5.00	5.00	5.00
3 WKEND					
SEASONAL PROFILE ENTRY	5.00	5.00	5.00	5.00	5.00

SEASONAL PROFILE 278 COOK2_12

SEASONS	1	2	3	4	5	6	7
	JANUARY	FEBRUARY	MARCH	APRIL	MAY	JUNE	JULY

SUBPERIODS

1 WKDAY							
SEASONAL PROFILE ENTRY	5.00	5.00	5.00	5.00	5.00	5.00	4.99
2 WKNIGHT							
SEASONAL PROFILE ENTRY	5.00	5.00	5.00	5.02	5.00	5.00	4.99
3 WKEND							
SEASONAL PROFILE ENTRY	5.00	5.00	5.00	5.02	5.00	5.00	4.99

SEASONAL PROFILE 278 COOK2_12

SEASONS	8	9	10	11	12
	AUGUST	SEPTEMBR	OCTOBER	NOVEMBER	DECEMBER

SUBPERIODS

1 WKDAY					
SEASONAL PROFILE ENTRY	5.00	5.00	5.00	5.00	5.00
2 WKNIGHT					
SEASONAL PROFILE ENTRY	5.00	5.00	5.00	5.00	5.00
3 WKEND					
SEASONAL PROFILE ENTRY	5.00	5.00	5.00	5.00	5.00

AEP EAST
GENERATION AND FUEL MODULE
INPUT SUMMARY REPORT

QUALIFIER = GAF.INPUT.PARAMETERS.

SEASONAL PROFILE 279 COOK2_13

SEASONS	1 JANUARY	2 FEBRUARY	3 MARCH	4 APRIL	5 MAY	6 JUNE	7 JULY
SUBPERIODS							
1 WKDAY SEASONAL PROFILE ENTRY	5.00	5.00	5.00	5.00	5.00	5.00	5.00
2 WKNIGHT SEASONAL PROFILE ENTRY	5.00	5.01	5.00	5.00	5.00	5.00	4.99
3 WKEND SEASONAL PROFILE ENTRY	5.00	5.01	5.00	5.00	5.00	5.00	4.99

SEASONAL PROFILE 279 COOK2_13

SEASONS	8 AUGUST	9 SEPTEMBR	10 OCTOBER	11 NOVEMBER	12 DECEMBER
SUBPERIODS					
1 WKDAY SEASONAL PROFILE ENTRY	5.00	5.00	5.00	5.00	5.00
2 WKNIGHT SEASONAL PROFILE ENTRY	5.00	5.00	5.00	5.01	5.00
3 WKEND SEASONAL PROFILE ENTRY	5.00	5.00	5.00	5.01	5.00

SEASONAL PROFILE 280 COOK2_14

SEASONS	1 JANUARY	2 FEBRUARY	3 MARCH	4 APRIL	5 MAY	6 JUNE	7 JULY
SUBPERIODS							
1 WKDAY SEASONAL PROFILE ENTRY	5.00	5.00	5.00	5.00	5.00	5.00	5.00
2 WKNIGHT SEASONAL PROFILE ENTRY	5.00	5.00	5.00	5.01	5.01	5.00	5.00
3 WKEND SEASONAL PROFILE ENTRY	5.00	5.00	5.00	5.01	5.01	5.00	5.00

SEASONAL PROFILE 280 COOK2_14

SEASONS	8 AUGUST	9 SEPTEMBR	10 OCTOBER	11 NOVEMBER	12 DECEMBER
SUBPERIODS					
1 WKDAY SEASONAL PROFILE ENTRY	5.00	5.00	5.00	5.00	5.00
2 WKNIGHT SEASONAL PROFILE ENTRY	5.00	4.99	5.00	5.01	5.00
3 WKEND SEASONAL PROFILE ENTRY	5.00	4.99	5.00	5.01	5.00

SEASONAL PROFILE 281 COOK2_15

SEASONS	1 JANUARY	2 FEBRUARY	3 MARCH	4 APRIL	5 MAY	6 JUNE	7 JULY
SUBPERIODS							
1 WKDAY SEASONAL PROFILE ENTRY	5.00	5.00	5.00	5.00	5.00	5.00	5.00
2 WKNIGHT SEASONAL PROFILE ENTRY	5.00	5.00	5.01	5.02	5.00	5.00	5.00
3 WKEND SEASONAL PROFILE ENTRY	5.00	5.00	5.01	5.02	5.00	5.00	5.00

SEASONAL PROFILE 281 COOK2_15

SEASONS	8 AUGUST	9 SEPTEMBR	10 OCTOBER	11 NOVEMBER	12 DECEMBER
SUBPERIODS					
1 WKDAY SEASONAL PROFILE ENTRY	5.00	5.00	5.00	5.00	5.00
2 WKNIGHT SEASONAL PROFILE ENTRY	5.00	5.00	5.00	5.00	5.00
3 WKEND SEASONAL PROFILE ENTRY	5.00	5.00	5.00	5.00	5.00

SEASONAL PROFILE 282 COOK2_16

SEASONS	1 JANUARY	2 FEBRUARY	3 MARCH	4 APRIL	5 MAY	6 JUNE	7 JULY

SUBPERIODS

1 WKDAY							
SEASONAL PROFILE ENTRY	5.00	5.00	5.00	5.00	5.00	5.00	5.00
2 WKNIGHT							
SEASONAL PROFILE ENTRY	5.00	5.00	5.00	5.00	5.00	5.00	5.00
3 WKEND							
SEASONAL PROFILE ENTRY	5.00	5.00	5.00	5.00	5.00	5.00	5.00

SEASONAL PROFILE 282 COOK2_16

SEASONS	8	9	10	11	12
	AUGUST	SEPTEMBR	OCTOBER	NOVEMBER	DECEMBER
SUBPERIODS					
1 WKDAY					
SEASONAL PROFILE ENTRY	5.00	5.00	5.00	4.99	5.00
2 WKNIGHT					
SEASONAL PROFILE ENTRY	5.00	5.00	5.00	5.00	5.00
3 WKEND					
SEASONAL PROFILE ENTRY	5.00	5.00	5.00	5.00	5.00

SEASONAL PROFILE 283 COOK2_17

SEASONS	1	2	3	4	5	6	7
	JANUARY	FEBRUARY	MARCH	APRIL	MAY	JUNE	JULY
SUBPERIODS							
1 WKDAY							
SEASONAL PROFILE ENTRY	5.00	5.00	5.00	4.99	5.00	5.00	5.00
2 WKNIGHT							
SEASONAL PROFILE ENTRY	5.00	5.00	5.00	5.00	5.00	5.00	5.00
3 WKEND							
SEASONAL PROFILE ENTRY	5.00	5.00	5.00	5.00	5.00	5.00	5.00

SEASONAL PROFILE 283 COOK2_17

SEASONS	8	9	10	11	12
	AUGUST	SEPTEMBR	OCTOBER	NOVEMBER	DECEMBER
SUBPERIODS					
1 WKDAY					
SEASONAL PROFILE ENTRY	5.00	5.00	5.00	4.99	5.00
2 WKNIGHT					
SEASONAL PROFILE ENTRY	5.00	5.00	5.00	5.00	5.00
3 WKEND					
SEASONAL PROFILE ENTRY	5.00	5.00	5.00	5.00	5.00

AEP EAST
GENERATION AND FUEL MODULE
INPUT SUMMARY REPORT

QUALIFIER = GAF.INPUT.PARAMETERS.

SEASONAL PROFILE 284 COOK2_18

SEASONS	1 JANUARY	2 FEBRUARY	3 MARCH	4 APRIL	5 MAY	6 JUNE	7 JULY
SUBPERIODS							
1 WKDAY SEASONAL PROFILE ENTRY	5.00	5.00	5.00	5.00	5.00	5.00	5.00
2 WKNIGHT SEASONAL PROFILE ENTRY	5.00	5.00	5.00	5.01	5.00	5.00	5.00
3 WKEND SEASONAL PROFILE ENTRY	5.00	5.00	5.00	5.01	5.00	5.00	5.00

SEASONAL PROFILE 284 COOK2_18

SEASONS	8 AUGUST	9 SEPTEMBR	10 OCTOBER	11 NOVEMBER	12 DECEMBER
SUBPERIODS					
1 WKDAY SEASONAL PROFILE ENTRY	5.00	5.00	5.00	5.00	5.00
2 WKNIGHT SEASONAL PROFILE ENTRY	5.00	5.00	5.00	5.00	5.00
3 WKEND SEASONAL PROFILE ENTRY	5.00	5.00	5.00	5.00	5.00

SEASONAL PROFILE 285 COOK2_19

SEASONS	1 JANUARY	2 FEBRUARY	3 MARCH	4 APRIL	5 MAY	6 JUNE	7 JULY
SUBPERIODS							
1 WKDAY SEASONAL PROFILE ENTRY	5.00	5.00	5.00	5.00	5.00	5.00	5.00
2 WKNIGHT SEASONAL PROFILE ENTRY	5.00	5.00	5.00	5.00	5.00	5.00	5.00
3 WKEND SEASONAL PROFILE ENTRY	5.00	5.00	5.00	5.00	5.00	5.00	5.00

SEASONAL PROFILE 285 COOK2_19

SEASONS	8 AUGUST	9 SEPTEMBR	10 OCTOBER	11 NOVEMBER	12 DECEMBER
SUBPERIODS					
1 WKDAY SEASONAL PROFILE ENTRY	5.00	5.00	5.00	5.00	4.99
2 WKNIGHT SEASONAL PROFILE ENTRY	5.00	5.00	5.08	5.00	5.00
3 WKEND SEASONAL PROFILE ENTRY	5.00	5.00	5.08	5.00	5.00

SEASONAL PROFILE 286 COOK2_20

SEASONS	1 JANUARY	2 FEBRUARY	3 MARCH	4 APRIL	5 MAY	6 JUNE	7 JULY
SUBPERIODS							
1 WKDAY SEASONAL PROFILE ENTRY	5.00	5.00	5.00	5.00	5.00	5.00	5.00
2 WKNIGHT SEASONAL PROFILE ENTRY	5.00	5.00	5.00	5.00	5.00	5.00	5.00
3 WKEND SEASONAL PROFILE ENTRY	5.00	5.00	5.00	5.00	5.00	5.00	5.00

SEASONAL PROFILE 286 COOK2_20

SEASONS	8 AUGUST	9 SEPTEMBR	10 OCTOBER	11 NOVEMBER	12 DECEMBER
SUBPERIODS					
1 WKDAY SEASONAL PROFILE ENTRY	5.00	5.00	5.00	5.00	5.00
2 WKNIGHT SEASONAL PROFILE ENTRY	5.00	5.00	5.00	5.00	5.00
3 WKEND SEASONAL PROFILE ENTRY	5.00	5.00	5.00	5.00	5.00

SEASONAL PROFILE 290 R_BS_11

SEASONS	1 JANUARY	2 FEBRUARY	3 MARCH	4 APRIL	5 MAY	6 JUNE	7 JULY

SUBPERIODS

1 WKDAY							
SEASONAL PROFILE ENTRY	0.98	0.98	0.98	0.99	0.99	0.99	0.99
2 WKNIGHT							
SEASONAL PROFILE ENTRY	0.98	0.98	0.98	0.99	0.99	0.99	0.99
3 WKEND							
SEASONAL PROFILE ENTRY	0.98	0.98	0.98	0.99	0.99	0.99	0.99

SEASONAL PROFILE 290 R_BS_11

SEASONS	8 AUGUST	9 SEPTEMBR	10 OCTOBER	11 NOVEMBER	12 DECEMBER
SUBPERIODS					
1 WKDAY					
SEASONAL PROFILE ENTRY	0.99	0.99	0.99	0.99	1.00
2 WKNIGHT					
SEASONAL PROFILE ENTRY	0.99	0.99	0.99	0.99	1.00
3 WKEND					
SEASONAL PROFILE ENTRY	0.99	0.99	0.99	0.99	1.00

SEASONAL PROFILE 291 BIGS_12

SEASONS	1 JANUARY	2 FEBRUARY	3 MARCH	4 APRIL	5 MAY	6 JUNE	7 JULY
SUBPERIODS							
1 WKDAY							
SEASONAL PROFILE ENTRY	1.00	1.00	1.00	0.98	0.98	0.97	0.97
2 WKNIGHT							
SEASONAL PROFILE ENTRY	1.00	1.00	1.00	0.98	0.98	0.97	0.97
3 WKEND							
SEASONAL PROFILE ENTRY	1.00	1.00	1.00	0.98	0.98	0.97	0.97

SEASONAL PROFILE 291 BIGS_12

SEASONS	8 AUGUST	9 SEPTEMBR	10 OCTOBER	11 NOVEMBER	12 DECEMBER
SUBPERIODS					
1 WKDAY					
SEASONAL PROFILE ENTRY	0.97	0.98	0.99	0.98	0.99
2 WKNIGHT					
SEASONAL PROFILE ENTRY	0.97	0.98	0.99	0.98	0.99
3 WKEND					
SEASONAL PROFILE ENTRY	0.97	0.98	0.99	0.98	0.99

AEP EAST
GENERATION AND FUEL MODULE
INPUT SUMMARY REPORT

QUALIFIER = GAF.INPUT.PARAMETERS.

SEASONAL PROFILE 293 R_CD1_11

SEASONS	1 JANUARY	2 FEBRUARY	3 MARCH	4 APRIL	5 MAY	6 JUNE	7 JULY
SUBPERIODS							
1 WKDAY SEASONAL PROFILE ENTRY	0.93	0.93	0.93	0.92	0.92	0.92	0.88
2 WKNIGHT SEASONAL PROFILE ENTRY	0.93	0.93	0.93	0.92	0.92	0.92	0.88
3 WKEND SEASONAL PROFILE ENTRY	0.93	0.93	0.93	0.92	0.92	0.92	0.88

SEASONAL PROFILE 293 R_CD1_11

SEASONS	8 AUGUST	9 SEPTEMBR	10 OCTOBER	11 NOVEMBER	12 DECEMBER
SUBPERIODS					
1 WKDAY SEASONAL PROFILE ENTRY	0.96	0.97	0.97	1.00	1.00
2 WKNIGHT SEASONAL PROFILE ENTRY	0.96	0.97	0.97	1.00	1.00
3 WKEND SEASONAL PROFILE ENTRY	0.96	0.97	0.97	1.00	1.00

SEASONAL PROFILE 294 R_CD1_12

SEASONS	1 JANUARY	2 FEBRUARY	3 MARCH	4 APRIL	5 MAY	6 JUNE	7 JULY
SUBPERIODS							
1 WKDAY SEASONAL PROFILE ENTRY	0.99	0.99	1.00	0.97	0.97	0.98	1.00
2 WKNIGHT SEASONAL PROFILE ENTRY	0.99	0.99	1.00	0.97	0.97	0.98	1.00
3 WKEND SEASONAL PROFILE ENTRY	0.99	0.99	1.00	0.97	0.97	0.98	1.00

SEASONAL PROFILE 294 R_CD1_12

SEASONS	8 AUGUST	9 SEPTEMBR	10 OCTOBER	11 NOVEMBER	12 DECEMBER
SUBPERIODS					
1 WKDAY SEASONAL PROFILE ENTRY	0.99	0.96	0.96	0.96	0.96
2 WKNIGHT SEASONAL PROFILE ENTRY	0.99	0.96	0.96	0.96	0.96
3 WKEND SEASONAL PROFILE ENTRY	0.99	0.96	0.96	0.96	0.96

SEASONAL PROFILE 296 R_CD2_11

SEASONS	1 JANUARY	2 FEBRUARY	3 MARCH	4 APRIL	5 MAY	6 JUNE	7 JULY
SUBPERIODS							
1 WKDAY SEASONAL PROFILE ENTRY	0.98	0.98	0.98	0.98	0.98	0.98	1.00
2 WKNIGHT SEASONAL PROFILE ENTRY	0.98	0.98	0.98	0.98	0.98	0.98	1.00
3 WKEND SEASONAL PROFILE ENTRY	0.98	0.98	0.98	0.98	0.98	0.98	1.00

SEASONAL PROFILE 296 R_CD2_11

SEASONS	8 AUGUST	9 SEPTEMBR	10 OCTOBER	11 NOVEMBER	12 DECEMBER
SUBPERIODS					
1 WKDAY SEASONAL PROFILE ENTRY	1.00	1.00	1.00	1.00	1.00
2 WKNIGHT SEASONAL PROFILE ENTRY	1.00	1.00	1.00	1.00	1.00
3 WKEND SEASONAL PROFILE ENTRY	1.00	1.00	1.00	1.00	1.00

SEASONAL PROFILE 297 R_CD2_12

SEASONS	1 JANUARY	2 FEBRUARY	3 MARCH	4 APRIL	5 MAY	6 JUNE	7 JULY

SUBPERIODS

1 WKDAY							
SEASONAL PROFILE ENTRY	0.98	0.99	0.99	0.98	0.98	0.98	0.99
2 WKNIGHT							
SEASONAL PROFILE ENTRY	0.98	0.99	0.99	0.98	0.98	0.98	0.99
3 WKEND							
SEASONAL PROFILE ENTRY	0.98	0.99	0.99	0.98	0.98	0.98	0.99

SEASONAL PROFILE 297 R_CD2_12

SEASONS	8	9	10	11	12
	AUGUST	SEPTEMBR	OCTOBER	NOVEMBER	DECEMBER

SUBPERIODS

1 WKDAY					
SEASONAL PROFILE ENTRY	0.99	0.99	0.99	1.00	1.00
2 WKNIGHT					
SEASONAL PROFILE ENTRY	0.99	0.99	0.99	1.00	1.00
3 WKEND					
SEASONAL PROFILE ENTRY	0.99	0.99	0.99	1.00	1.00

SEASONAL PROFILE 300 R_CLR_11

SEASONS	1	2	3	4	5	6	7
	JANUARY	FEBRUARY	MARCH	APRIL	MAY	JUNE	JULY

SUBPERIODS

1 WKDAY							
SEASONAL PROFILE ENTRY	0.79	0.79	0.79	0.92	0.92	0.92	0.93
2 WKNIGHT							
SEASONAL PROFILE ENTRY	0.79	0.79	0.79	0.92	0.92	0.92	0.93
3 WKEND							
SEASONAL PROFILE ENTRY	0.79	0.79	0.79	0.92	0.92	0.92	0.93

SEASONAL PROFILE 300 R_CLR_11

SEASONS	8	9	10	11	12
	AUGUST	SEPTEMBR	OCTOBER	NOVEMBER	DECEMBER

SUBPERIODS

1 WKDAY					
SEASONAL PROFILE ENTRY	0.94	0.96	0.99	0.94	1.00
2 WKNIGHT					
SEASONAL PROFILE ENTRY	0.94	0.96	0.99	0.94	1.00
3 WKEND					
SEASONAL PROFILE ENTRY	0.94	0.96	0.99	0.94	1.00

AEP EAST
GENERATION AND FUEL MODULE
INPUT SUMMARY REPORT

QUALIFIER = GAF.INPUT.PARAMETERS.

SEASONAL PROFILE 301 R_CLR_12

SEASONS	1 JANUARY	2 FEBRUARY	3 MARCH	4 APRIL	5 MAY	6 JUNE	7 JULY
SUBPERIODS							
1 WKDAY SEASONAL PROFILE ENTRY	1.00	1.00	1.00	0.99	0.99	0.99	1.00
2 WKNIGHT SEASONAL PROFILE ENTRY	1.00	1.00	1.00	0.99	0.99	0.99	1.00
3 WKEND SEASONAL PROFILE ENTRY	1.00	1.00	1.00	0.99	0.99	0.99	1.00

SEASONAL PROFILE 301 R_CLR_12

SEASONS	8 AUGUST	9 SEPTEMBR	10 OCTOBER	11 NOVEMBER	12 DECEMBER
SUBPERIODS					
1 WKDAY SEASONAL PROFILE ENTRY	1.00	1.00	1.00	1.00	0.99
2 WKNIGHT SEASONAL PROFILE ENTRY	1.00	1.00	1.00	1.00	0.99
3 WKEND SEASONAL PROFILE ENTRY	1.00	1.00	1.00	1.00	0.99

SEASONAL PROFILE 303 R_CV3_11

SEASONS	1 JANUARY	2 FEBRUARY	3 MARCH	4 APRIL	5 MAY	6 JUNE	7 JULY
SUBPERIODS							
1 WKDAY SEASONAL PROFILE ENTRY	1.00	1.00	1.00	0.99	0.99	0.97	0.99
2 WKNIGHT SEASONAL PROFILE ENTRY	1.00	1.00	1.00	0.99	0.99	0.97	0.99
3 WKEND SEASONAL PROFILE ENTRY	1.00	1.00	1.00	0.99	0.99	0.97	0.99

SEASONAL PROFILE 303 R_CV3_11

SEASONS	8 AUGUST	9 SEPTEMBR	10 OCTOBER	11 NOVEMBER	12 DECEMBER
SUBPERIODS					
1 WKDAY SEASONAL PROFILE ENTRY	0.99	0.99	0.99	0.99	1.00
2 WKNIGHT SEASONAL PROFILE ENTRY	0.99	0.99	0.99	0.99	1.00
3 WKEND SEASONAL PROFILE ENTRY	0.99	0.99	0.99	0.99	1.00

SEASONAL PROFILE 304 R_CV3_12

SEASONS	1 JANUARY	2 FEBRUARY	3 MARCH	4 APRIL	5 MAY	6 JUNE	7 JULY
SUBPERIODS							
1 WKDAY SEASONAL PROFILE ENTRY	0.98	0.98	0.98	0.97	0.97	0.97	0.99
2 WKNIGHT SEASONAL PROFILE ENTRY	0.98	0.98	0.98	0.97	0.97	0.97	0.99
3 WKEND SEASONAL PROFILE ENTRY	0.98	0.98	0.98	0.97	0.97	0.97	0.99

SEASONAL PROFILE 304 R_CV3_12

SEASONS	8 AUGUST	9 SEPTEMBR	10 OCTOBER	11 NOVEMBER	12 DECEMBER
SUBPERIODS					
1 WKDAY SEASONAL PROFILE ENTRY	0.99	0.99	0.99	0.99	1.00
2 WKNIGHT SEASONAL PROFILE ENTRY	0.99	0.99	0.99	0.99	1.00
3 WKEND SEASONAL PROFILE ENTRY	0.99	0.99	0.99	0.99	1.00

SEASONAL PROFILE 306 R_CV5_11

SEASONS	1 JANUARY	2 FEBRUARY	3 MARCH	4 APRIL	5 MAY	6 JUNE	7 JULY

SUBPERIODS

1 WKDAY							
SEASONAL PROFILE ENTRY	0.95	0.95	0.95	0.94	0.92	0.98	0.99
2 WKNIGHT							
SEASONAL PROFILE ENTRY	0.95	0.95	0.95	0.94	0.92	0.98	0.99
3 WKEND							
SEASONAL PROFILE ENTRY	0.95	0.95	0.95	0.94	0.92	0.98	0.99

SEASONAL PROFILE 306 R_CV5_11

SEASONS	8 AUGUST	9 SEPTEMBR	10 OCTOBER	11 NOVEMBER	12 DECEMBER
SUBPERIODS					
1 WKDAY					
SEASONAL PROFILE ENTRY	0.99	0.99	0.99	0.99	1.00
2 WKNIGHT					
SEASONAL PROFILE ENTRY	0.99	0.99	0.99	0.99	1.00
3 WKEND					
SEASONAL PROFILE ENTRY	0.99	0.99	0.99	0.99	1.00

SEASONAL PROFILE 307 R_CV5_12

SEASONS	1 JANUARY	2 FEBRUARY	3 MARCH	4 APRIL	5 MAY	6 JUNE	7 JULY
SUBPERIODS							
1 WKDAY							
SEASONAL PROFILE ENTRY	1.00	1.00	0.97	0.98	0.99	0.96	0.99
2 WKNIGHT							
SEASONAL PROFILE ENTRY	1.00	1.00	0.97	0.98	0.99	0.96	0.99
3 WKEND							
SEASONAL PROFILE ENTRY	1.00	1.00	0.97	0.98	0.99	0.96	0.99

SEASONAL PROFILE 307 R_CV5_12

SEASONS	8 AUGUST	9 SEPTEMBR	10 OCTOBER	11 NOVEMBER	12 DECEMBER
SUBPERIODS					
1 WKDAY					
SEASONAL PROFILE ENTRY	0.98	1.00	1.00	0.99	1.00
2 WKNIGHT					
SEASONAL PROFILE ENTRY	0.98	1.00	1.00	0.99	1.00
3 WKEND					
SEASONAL PROFILE ENTRY	0.98	1.00	1.00	0.99	1.00

AEP EAST
GENERATION AND FUEL MODULE
INPUT SUMMARY REPORT

QUALIFIER = GAF.INPUT.PARAMETERS.

SEASONAL PROFILE 309 R_GV1_11

SEASONS	1 JANUARY	2 FEBRUARY	3 MARCH	4 APRIL	5 MAY	6 JUNE	7 JULY
SUBPERIODS							
1 WKDAY SEASONAL PROFILE ENTRY	0.96	1.00	1.00	1.00	1.00	1.00	0.99
2 WKNIGHT SEASONAL PROFILE ENTRY	0.96	1.00	1.00	1.00	1.00	1.00	0.99
3 WKEND SEASONAL PROFILE ENTRY	0.96	1.00	1.00	1.00	1.00	1.00	0.99

SEASONAL PROFILE 309 R_GV1_11

SEASONS	8 AUGUST	9 SEPTEMBR	10 OCTOBER	11 NOVEMBER	12 DECEMBER
SUBPERIODS					
1 WKDAY SEASONAL PROFILE ENTRY	0.99	0.99	0.99	0.99	0.99
2 WKNIGHT SEASONAL PROFILE ENTRY	0.99	0.99	0.99	0.99	0.99
3 WKEND SEASONAL PROFILE ENTRY	0.99	0.99	0.99	0.99	0.99

SEASONAL PROFILE 310 R_GV1_12

SEASONS	1 JANUARY	2 FEBRUARY	3 MARCH	4 APRIL	5 MAY	6 JUNE	7 JULY
SUBPERIODS							
1 WKDAY SEASONAL PROFILE ENTRY	0.95	1.00	1.00	1.00	1.00	1.00	1.00
2 WKNIGHT SEASONAL PROFILE ENTRY	0.95	1.00	1.00	1.00	1.00	1.00	1.00
3 WKEND SEASONAL PROFILE ENTRY	0.95	1.00	1.00	1.00	1.00	1.00	1.00

SEASONAL PROFILE 310 R_GV1_12

SEASONS	8 AUGUST	9 SEPTEMBR	10 OCTOBER	11 NOVEMBER	12 DECEMBER
SUBPERIODS					
1 WKDAY SEASONAL PROFILE ENTRY	1.00	1.00	1.00	1.00	1.00
2 WKNIGHT SEASONAL PROFILE ENTRY	1.00	1.00	1.00	1.00	1.00
3 WKEND SEASONAL PROFILE ENTRY	1.00	1.00	1.00	1.00	1.00

SEASONAL PROFILE 312 R_GL5_11

SEASONS	1 JANUARY	2 FEBRUARY	3 MARCH	4 APRIL	5 MAY	6 JUNE	7 JULY
SUBPERIODS							
1 WKDAY SEASONAL PROFILE ENTRY	0.99	0.99	0.99	0.99	0.99	0.99	0.99
2 WKNIGHT SEASONAL PROFILE ENTRY	0.99	0.99	0.99	0.99	0.99	0.99	0.99
3 WKEND SEASONAL PROFILE ENTRY	0.99	0.99	0.99	0.99	0.99	0.99	0.99

SEASONAL PROFILE 312 R_GL5_11

SEASONS	8 AUGUST	9 SEPTEMBR	10 OCTOBER	11 NOVEMBER	12 DECEMBER
SUBPERIODS					
1 WKDAY SEASONAL PROFILE ENTRY	0.99	0.99	0.99	0.99	1.00
2 WKNIGHT SEASONAL PROFILE ENTRY	0.99	0.99	0.99	0.99	1.00
3 WKEND SEASONAL PROFILE ENTRY	0.99	0.99	0.99	0.99	1.00

SEASONAL PROFILE 313 R_GL5_12

SEASONS	1 JANUARY	2 FEBRUARY	3 MARCH	4 APRIL	5 MAY	6 JUNE	7 JULY

SUBPERIODS

1 WKDAY							
SEASONAL PROFILE ENTRY	0.89	0.89	0.89	0.87	0.87	0.87	0.89
2 WKNIGHT							
SEASONAL PROFILE ENTRY	0.89	0.89	0.89	0.87	0.87	0.87	0.89
3 WKEND							
SEASONAL PROFILE ENTRY	0.89	0.89	0.89	0.87	0.87	0.87	0.89

SEASONAL PROFILE 313 R_GL5_12

SEASONS	8	9	10	11	12
	AUGUST	SEPTEMBR	OCTOBER	NOVEMBER	DECEMBER

SUBPERIODS

1 WKDAY					
SEASONAL PROFILE ENTRY	0.89	0.89	0.89	0.89	0.90
2 WKNIGHT					
SEASONAL PROFILE ENTRY	0.89	0.89	0.89	0.89	0.90
3 WKEND					
SEASONAL PROFILE ENTRY	0.89	0.89	0.89	0.89	0.90

SEASONAL PROFILE 315 R_MTN_11

SEASONS	1	2	3	4	5	6	7
	JANUARY	FEBRUARY	MARCH	APRIL	MAY	JUNE	JULY

SUBPERIODS

1 WKDAY							
SEASONAL PROFILE ENTRY	0.98	0.98	0.98	0.98	0.98	0.98	0.98
2 WKNIGHT							
SEASONAL PROFILE ENTRY	0.98	0.98	0.98	0.98	0.98	0.98	0.98
3 WKEND							
SEASONAL PROFILE ENTRY	0.98	0.98	0.98	0.98	0.98	0.98	0.98

SEASONAL PROFILE 315 R_MTN_11

SEASONS	8	9	10	11	12
	AUGUST	SEPTEMBR	OCTOBER	NOVEMBER	DECEMBER

SUBPERIODS

1 WKDAY					
SEASONAL PROFILE ENTRY	0.98	0.98	1.00	1.00	1.00
2 WKNIGHT					
SEASONAL PROFILE ENTRY	0.98	0.98	1.00	1.00	1.00
3 WKEND					
SEASONAL PROFILE ENTRY	0.98	0.98	1.00	1.00	1.00

AEP EAST
GENERATION AND FUEL MODULE
INPUT SUMMARY REPORT

QUALIFIER = GAF.INPUT.PARAMETERS.

SEASONAL PROFILE 316 R_MTN_12

SEASONS	1 JANUARY	2 FEBRUARY	3 MARCH	4 APRIL	5 MAY	6 JUNE	7 JULY
SUBPERIODS							
1 WKDAY SEASONAL PROFILE ENTRY	0.98	0.94	0.98	0.98	1.00	1.00	1.00
2 WKNIGHT SEASONAL PROFILE ENTRY	0.98	0.94	0.98	0.98	1.00	1.00	1.00
3 WKEND SEASONAL PROFILE ENTRY	0.98	0.94	0.98	0.98	1.00	1.00	1.00

SEASONAL PROFILE 316 R_MTN_12

SEASONS	8 AUGUST	9 SEPTEMBR	10 OCTOBER	11 NOVEMBER	12 DECEMBER
SUBPERIODS					
1 WKDAY SEASONAL PROFILE ENTRY	0.98	0.97	0.92	0.94	0.98
2 WKNIGHT SEASONAL PROFILE ENTRY	0.98	0.97	0.92	0.94	0.98
3 WKEND SEASONAL PROFILE ENTRY	0.98	0.97	0.92	0.94	0.98

SEASONAL PROFILE 318 R_KMR_11

SEASONS	1 JANUARY	2 FEBRUARY	3 MARCH	4 APRIL	5 MAY	6 JUNE	7 JULY
SUBPERIODS							
1 WKDAY SEASONAL PROFILE ENTRY	1.00	1.00	1.00	0.99	0.99	0.99	0.97
2 WKNIGHT SEASONAL PROFILE ENTRY	1.00	1.00	1.00	0.99	0.99	0.99	0.97
3 WKEND SEASONAL PROFILE ENTRY	1.00	1.00	1.00	0.99	0.99	0.99	0.97

SEASONAL PROFILE 318 R_KMR_11

SEASONS	8 AUGUST	9 SEPTEMBR	10 OCTOBER	11 NOVEMBER	12 DECEMBER
SUBPERIODS					
1 WKDAY SEASONAL PROFILE ENTRY	0.96	0.96	0.97	0.96	0.97
2 WKNIGHT SEASONAL PROFILE ENTRY	0.96	0.96	0.97	0.96	0.97
3 WKEND SEASONAL PROFILE ENTRY	0.96	0.96	0.97	0.96	0.97

SEASONAL PROFILE 319 R_KMR_12

SEASONS	1 JANUARY	2 FEBRUARY	3 MARCH	4 APRIL	5 MAY	6 JUNE	7 JULY
SUBPERIODS							
1 WKDAY SEASONAL PROFILE ENTRY	1.00	1.00	1.00	0.99	1.00	0.99	0.99
2 WKNIGHT SEASONAL PROFILE ENTRY	1.00	1.00	1.00	0.99	1.00	0.99	0.99
3 WKEND SEASONAL PROFILE ENTRY	1.00	1.00	1.00	0.99	1.00	0.99	0.99

SEASONAL PROFILE 319 R_KMR_12

SEASONS	8 AUGUST	9 SEPTEMBR	10 OCTOBER	11 NOVEMBER	12 DECEMBER
SUBPERIODS					
1 WKDAY SEASONAL PROFILE ENTRY	0.99	0.99	0.99	0.99	1.00
2 WKNIGHT SEASONAL PROFILE ENTRY	0.99	0.99	0.99	0.99	1.00
3 WKEND SEASONAL PROFILE ENTRY	0.99	0.99	0.99	0.99	1.00

SEASONAL PROFILE 321 R_KWA_11

SEASONS	1 JANUARY	2 FEBRUARY	3 MARCH	4 APRIL	5 MAY	6 JUNE	7 JULY

SUBPERIODS

1 WKDAY							
SEASONAL PROFILE ENTRY	1.00	1.00	1.00	1.00	1.00	1.00	1.00
2 WKNIGHT							
SEASONAL PROFILE ENTRY	1.00	1.00	1.00	1.00	1.00	1.00	1.00
3 WKEND							
SEASONAL PROFILE ENTRY	1.00	1.00	1.00	1.00	1.00	1.00	1.00

SEASONAL PROFILE 321 R_KWA_11

SEASONS	8	9	10	11	12
	AUGUST	SEPTEMBR	OCTOBER	NOVEMBER	DECEMBER
SUBPERIODS					
1 WKDAY					
SEASONAL PROFILE ENTRY	1.00	1.00	1.00	0.99	0.99
2 WKNIGHT					
SEASONAL PROFILE ENTRY	1.00	1.00	1.00	0.99	0.99
3 WKEND					
SEASONAL PROFILE ENTRY	1.00	1.00	1.00	0.99	0.99

SEASONAL PROFILE 322 R_KWA_12

SEASONS	1	2	3	4	5	6	7
	JANUARY	FEBRUARY	MARCH	APRIL	MAY	JUNE	JULY
SUBPERIODS							
1 WKDAY							
SEASONAL PROFILE ENTRY	1.00	1.00	1.00	1.00	1.00	1.00	1.00
2 WKNIGHT							
SEASONAL PROFILE ENTRY	1.00	1.00	1.00	1.00	1.00	1.00	1.00
3 WKEND							
SEASONAL PROFILE ENTRY	1.00	1.00	1.00	1.00	1.00	1.00	1.00

SEASONAL PROFILE 322 R_KWA_12

SEASONS	8	9	10	11	12
	AUGUST	SEPTEMBR	OCTOBER	NOVEMBER	DECEMBER
SUBPERIODS					
1 WKDAY					
SEASONAL PROFILE ENTRY	1.00	1.00	1.00	1.00	1.00
2 WKNIGHT					
SEASONAL PROFILE ENTRY	1.00	1.00	1.00	1.00	1.00
3 WKEND					
SEASONAL PROFILE ENTRY	1.00	1.00	1.00	1.00	1.00

AEP EAST
GENERATION AND FUEL MODULE
INPUT SUMMARY REPORT

QUALIFIER = GAF.INPUT.PARAMETERS.

SEASONAL PROFILE 324 R_MIT_11

SEASONS	1 JANUARY	2 FEBRUARY	3 MARCH	4 APRIL	5 MAY	6 JUNE	7 JULY
SUBPERIODS							
1 WKDAY SEASONAL PROFILE ENTRY	1.00	0.94	0.97	1.00	0.98	0.98	0.99
2 WKNIGHT SEASONAL PROFILE ENTRY	1.00	0.94	0.97	1.00	0.98	0.98	0.99
3 WKEND SEASONAL PROFILE ENTRY	1.00	0.94	0.97	1.00	0.98	0.98	0.99

SEASONAL PROFILE 324 R_MIT_11

SEASONS	8 AUGUST	9 SEPTEMBR	10 OCTOBER	11 NOVEMBER	12 DECEMBER
SUBPERIODS					
1 WKDAY SEASONAL PROFILE ENTRY	0.99	0.98	0.95	0.94	0.96
2 WKNIGHT SEASONAL PROFILE ENTRY	0.99	0.98	0.95	0.94	0.96
3 WKEND SEASONAL PROFILE ENTRY	0.99	0.98	0.95	0.94	0.96

SEASONAL PROFILE 325 R_MIT_12

SEASONS	1 JANUARY	2 FEBRUARY	3 MARCH	4 APRIL	5 MAY	6 JUNE	7 JULY
SUBPERIODS							
1 WKDAY SEASONAL PROFILE ENTRY	1.00	0.99	0.96	0.93	0.97	0.99	0.99
2 WKNIGHT SEASONAL PROFILE ENTRY	1.00	0.99	0.96	0.93	0.97	0.99	0.99
3 WKEND SEASONAL PROFILE ENTRY	1.00	0.99	0.96	0.93	0.97	0.99	0.99

SEASONAL PROFILE 325 R_MIT_12

SEASONS	8 AUGUST	9 SEPTEMBR	10 OCTOBER	11 NOVEMBER	12 DECEMBER
SUBPERIODS					
1 WKDAY SEASONAL PROFILE ENTRY	0.99	0.99	0.99	1.00	0.98
2 WKNIGHT SEASONAL PROFILE ENTRY	0.99	0.99	0.99	1.00	0.98
3 WKEND SEASONAL PROFILE ENTRY	0.99	0.99	0.99	1.00	0.98

SEASONAL PROFILE 327 MR1-4_11

SEASONS	1 JANUARY	2 FEBRUARY	3 MARCH	4 APRIL	5 MAY	6 JUNE	7 JULY
SUBPERIODS							
1 WKDAY SEASONAL PROFILE ENTRY	1.00	0.89	0.89	0.89	0.89	0.89	0.89
2 WKNIGHT SEASONAL PROFILE ENTRY	1.00	0.89	0.89	0.89	0.89	0.89	0.89
3 WKEND SEASONAL PROFILE ENTRY	1.00	0.89	0.89	0.89	0.89	0.89	0.89

SEASONAL PROFILE 327 MR1-4_11

SEASONS	8 AUGUST	9 SEPTEMBR	10 OCTOBER	11 NOVEMBER	12 DECEMBER
SUBPERIODS					
1 WKDAY SEASONAL PROFILE ENTRY	0.89	0.89	0.89	0.89	0.89
2 WKNIGHT SEASONAL PROFILE ENTRY	0.89	0.89	0.89	0.89	0.89
3 WKEND SEASONAL PROFILE ENTRY	0.89	0.89	0.89	0.89	0.89

SEASONAL PROFILE 328 MR1-4_12

SEASONS	1 JANUARY	2 FEBRUARY	3 MARCH	4 APRIL	5 MAY	6 JUNE	7 JULY

SUBPERIODS

1 WKDAY							
SEASONAL PROFILE ENTRY	1.00	0.92	0.88	0.91	0.89	0.89	0.88
2 WKNIGHT							
SEASONAL PROFILE ENTRY	1.00	0.92	0.88	0.91	0.89	0.89	0.88
3 WKEND							
SEASONAL PROFILE ENTRY	1.00	0.92	0.88	0.91	0.89	0.89	0.88

SEASONAL PROFILE 328 MR1-4_12

SEASONS	8 AUGUST	9 SEPTEMBR	10 OCTOBER	11 NOVEMBER	12 DECEMBER
SUBPERIODS					
1 WKDAY					
SEASONAL PROFILE ENTRY	0.88	0.90	0.90	0.89	0.89
2 WKNIGHT					
SEASONAL PROFILE ENTRY	0.88	0.90	0.90	0.89	0.89
3 WKEND					
SEASONAL PROFILE ENTRY	0.88	0.90	0.90	0.89	0.89

SEASONAL PROFILE 330 R_MR5_11

SEASONS	1 JANUARY	2 FEBRUARY	3 MARCH	4 APRIL	5 MAY	6 JUNE	7 JULY
SUBPERIODS							
1 WKDAY							
SEASONAL PROFILE ENTRY	1.00	0.99	1.00	0.96	0.98	0.98	0.99
2 WKNIGHT							
SEASONAL PROFILE ENTRY	1.00	0.99	1.00	0.96	0.98	0.98	0.99
3 WKEND							
SEASONAL PROFILE ENTRY	1.00	0.99	1.00	0.96	0.98	0.98	0.99

SEASONAL PROFILE 330 R_MR5_11

SEASONS	8 AUGUST	9 SEPTEMBR	10 OCTOBER	11 NOVEMBER	12 DECEMBER
SUBPERIODS					
1 WKDAY					
SEASONAL PROFILE ENTRY	0.99	0.98	0.98	0.99	0.99
2 WKNIGHT					
SEASONAL PROFILE ENTRY	0.99	0.98	0.98	0.99	0.99
3 WKEND					
SEASONAL PROFILE ENTRY	0.99	0.98	0.98	0.99	0.99

AEP EAST
GENERATION AND FUEL MODULE
INPUT SUMMARY REPORT

QUALIFIER = GAF.INPUT.PARAMETERS.

SEASONAL PROFILE 331 R_MR5_12

SEASONS	1 JANUARY	2 FEBRUARY	3 MARCH	4 APRIL	5 MAY	6 JUNE	7 JULY
SUBPERIODS							
1 WKDAY SEASONAL PROFILE ENTRY	1.00	1.00	1.00	0.98	0.98	0.98	0.98
2 WKNIGHT SEASONAL PROFILE ENTRY	1.00	1.00	1.00	0.98	0.98	0.98	0.98
3 WKEND SEASONAL PROFILE ENTRY	1.00	1.00	1.00	0.98	0.98	0.98	0.98

SEASONAL PROFILE 331 R_MR5_12

SEASONS	8 AUGUST	9 SEPTEMBR	10 OCTOBER	11 NOVEMBER	12 DECEMBER
SUBPERIODS					
1 WKDAY SEASONAL PROFILE ENTRY	0.98	0.98	0.99	0.99	1.00
2 WKNIGHT SEASONAL PROFILE ENTRY	0.98	0.98	0.99	0.99	1.00
3 WKEND SEASONAL PROFILE ENTRY	0.98	0.98	0.99	0.99	1.00

SEASONAL PROFILE 333 SPRN_11

SEASONS	1 JANUARY	2 FEBRUARY	3 MARCH	4 APRIL	5 MAY	6 JUNE	7 JULY
SUBPERIODS							
1 WKDAY SEASONAL PROFILE ENTRY	0.91	0.91	0.91	0.91	0.91	0.91	1.00
2 WKNIGHT SEASONAL PROFILE ENTRY	0.91	0.91	0.91	0.91	0.91	0.91	1.00
3 WKEND SEASONAL PROFILE ENTRY	0.91	0.91	0.91	0.91	0.91	0.91	1.00

SEASONAL PROFILE 333 SPRN_11

SEASONS	8 AUGUST	9 SEPTEMBR	10 OCTOBER	11 NOVEMBER	12 DECEMBER
SUBPERIODS					
1 WKDAY SEASONAL PROFILE ENTRY	1.00	0.93	0.93	0.93	0.94
2 WKNIGHT SEASONAL PROFILE ENTRY	1.00	0.93	0.93	0.93	0.94
3 WKEND SEASONAL PROFILE ENTRY	1.00	0.93	0.93	0.93	0.94

SEASONAL PROFILE 334 SPRN_12

SEASONS	1 JANUARY	2 FEBRUARY	3 MARCH	4 APRIL	5 MAY	6 JUNE	7 JULY
SUBPERIODS							
1 WKDAY SEASONAL PROFILE ENTRY	1.00	1.00	1.00	1.00	1.00	1.00	1.00
2 WKNIGHT SEASONAL PROFILE ENTRY	1.00	1.00	1.00	1.00	1.00	1.00	1.00
3 WKEND SEASONAL PROFILE ENTRY	1.00	1.00	1.00	1.00	1.00	1.00	1.00

SEASONAL PROFILE 334 SPRN_12

SEASONS	8 AUGUST	9 SEPTEMBR	10 OCTOBER	11 NOVEMBER	12 DECEMBER
SUBPERIODS					
1 WKDAY SEASONAL PROFILE ENTRY	1.00	1.00	1.00	1.00	1.00
2 WKNIGHT SEASONAL PROFILE ENTRY	1.00	1.00	1.00	1.00	1.00
3 WKEND SEASONAL PROFILE ENTRY	1.00	1.00	1.00	1.00	1.00

SEASONAL PROFILE 337 R_RCK_11

SEASONS	1 JANUARY	2 FEBRUARY	3 MARCH	4 APRIL	5 MAY	6 JUNE	7 JULY

SUBPERIODS

1 WKDAY							
SEASONAL PROFILE ENTRY	0.94	1.00	0.99	0.97	0.97	0.94	0.91
2 WKNIGHT							
SEASONAL PROFILE ENTRY	0.94	1.00	0.99	0.97	0.97	0.94	0.91
3 WKEND							
SEASONAL PROFILE ENTRY	0.94	1.00	0.99	0.97	0.97	0.94	0.91

SEASONAL PROFILE 337 R_RCK_11

SEASONS	8	9	10	11	12
	AUGUST	SEPTEMBR	OCTOBER	NOVEMBER	DECEMBER
SUBPERIODS					
1 WKDAY					
SEASONAL PROFILE ENTRY	0.91	0.94	0.93	0.93	0.93
2 WKNIGHT					
SEASONAL PROFILE ENTRY	0.91	0.94	0.93	0.93	0.93
3 WKEND					
SEASONAL PROFILE ENTRY	0.91	0.94	0.93	0.93	0.93

SEASONAL PROFILE 338 R_RCK_12

SEASONS	1	2	3	4	5	6	7
	JANUARY	FEBRUARY	MARCH	APRIL	MAY	JUNE	JULY
SUBPERIODS							
1 WKDAY							
SEASONAL PROFILE ENTRY	0.96	0.98	0.98	0.92	0.96	0.96	0.97
2 WKNIGHT							
SEASONAL PROFILE ENTRY	0.96	0.98	0.98	0.92	0.96	0.96	0.97
3 WKEND							
SEASONAL PROFILE ENTRY	0.96	0.98	0.98	0.92	0.96	0.96	0.97

SEASONAL PROFILE 338 R_RCK_12

SEASONS	8	9	10	11	12
	AUGUST	SEPTEMBR	OCTOBER	NOVEMBER	DECEMBER
SUBPERIODS					
1 WKDAY					
SEASONAL PROFILE ENTRY	0.97	0.96	0.97	0.98	1.00
2 WKNIGHT					
SEASONAL PROFILE ENTRY	0.97	0.96	0.97	0.98	1.00
3 WKEND					
SEASONAL PROFILE ENTRY	0.97	0.96	0.97	0.98	1.00

AEP EAST
GENERATION AND FUEL MODULE
INPUT SUMMARY REPORT

QUALIFIER = GAF.INPUT.PARAMETERS.

SEASONAL PROFILE 340 R_TNR_11

SEASONS	1 JANUARY	2 FEBRUARY	3 MARCH	4 APRIL	5 MAY	6 JUNE	7 JULY
SUBPERIODS							
1 WKDAY SEASONAL PROFILE ENTRY	0.99	0.99	0.99	0.99	0.99	0.99	1.00
2 WKNIGHT SEASONAL PROFILE ENTRY	0.99	0.99	0.99	0.99	0.99	0.99	1.00
3 WKEND SEASONAL PROFILE ENTRY	0.99	0.99	0.99	0.99	0.99	0.99	1.00

SEASONAL PROFILE 340 R_TNR_11

SEASONS	8 AUGUST	9 SEPTEMBR	10 OCTOBER	11 NOVEMBER	12 DECEMBER
SUBPERIODS					
1 WKDAY SEASONAL PROFILE ENTRY	0.99	0.99	0.98	0.98	0.96
2 WKNIGHT SEASONAL PROFILE ENTRY	0.99	0.99	0.98	0.98	0.96
3 WKEND SEASONAL PROFILE ENTRY	0.99	0.99	0.98	0.98	0.96

SEASONAL PROFILE 341 R_TNR_12

SEASONS	1 JANUARY	2 FEBRUARY	3 MARCH	4 APRIL	5 MAY	6 JUNE	7 JULY
SUBPERIODS							
1 WKDAY SEASONAL PROFILE ENTRY	0.98	0.97	0.97	0.98	1.00	0.98	0.96
2 WKNIGHT SEASONAL PROFILE ENTRY	0.98	0.97	0.97	0.98	1.00	0.98	0.96
3 WKEND SEASONAL PROFILE ENTRY	0.98	0.97	0.97	0.98	1.00	0.98	0.96

SEASONAL PROFILE 341 R_TNR_12

SEASONS	8 AUGUST	9 SEPTEMBR	10 OCTOBER	11 NOVEMBER	12 DECEMBER
SUBPERIODS					
1 WKDAY SEASONAL PROFILE ENTRY	0.96	0.98	0.97	0.97	0.97
2 WKNIGHT SEASONAL PROFILE ENTRY	0.96	0.98	0.97	0.97	0.97
3 WKEND SEASONAL PROFILE ENTRY	0.96	0.98	0.97	0.97	0.97

SEASONAL PROFILE 343 R_TC4_11

SEASONS	1 JANUARY	2 FEBRUARY	3 MARCH	4 APRIL	5 MAY	6 JUNE	7 JULY
SUBPERIODS							
1 WKDAY SEASONAL PROFILE ENTRY	0.91	0.91	0.91	0.89	0.96	0.98	0.98
2 WKNIGHT SEASONAL PROFILE ENTRY	0.91	0.91	0.91	0.89	0.96	0.98	0.98
3 WKEND SEASONAL PROFILE ENTRY	0.91	0.91	0.91	0.89	0.96	0.98	0.98

SEASONAL PROFILE 343 R_TC4_11

SEASONS	8 AUGUST	9 SEPTEMBR	10 OCTOBER	11 NOVEMBER	12 DECEMBER
SUBPERIODS					
1 WKDAY SEASONAL PROFILE ENTRY	0.97	0.98	0.96	0.96	1.00
2 WKNIGHT SEASONAL PROFILE ENTRY	0.97	0.98	0.96	0.96	1.00
3 WKEND SEASONAL PROFILE ENTRY	0.97	0.98	0.96	0.96	1.00

SEASONAL PROFILE 344 R_TC4_12

SEASONS	1 JANUARY	2 FEBRUARY	3 MARCH	4 APRIL	5 MAY	6 JUNE	7 JULY

SUBPERIODS

1 WKDAY							
SEASONAL PROFILE ENTRY	0.99	1.00	1.00	0.98	0.98	0.98	0.98
2 WKNIGHT							
SEASONAL PROFILE ENTRY	0.99	1.00	1.00	0.98	0.98	0.98	0.98
3 WKEND							
SEASONAL PROFILE ENTRY	0.99	1.00	1.00	0.98	0.98	0.98	0.98

SEASONAL PROFILE 344 R_TC4_12

SEASONS	8 AUGUST	9 SEPTEMBR	10 OCTOBER	11 NOVEMBER	12 DECEMBER
SUBPERIODS					
1 WKDAY					
SEASONAL PROFILE ENTRY	0.98	0.98	0.98	0.97	1.00
2 WKNIGHT					
SEASONAL PROFILE ENTRY	0.98	0.98	0.98	0.97	1.00
3 WKEND					
SEASONAL PROFILE ENTRY	0.98	0.98	0.98	0.97	1.00

SEASONAL PROFILE 345 WATR_12

SEASONS	1 JANUARY	2 FEBRUARY	3 MARCH	4 APRIL	5 MAY	6 JUNE	7 JULY
SUBPERIODS							
1 WKDAY							
SEASONAL PROFILE ENTRY	1.00	1.00	0.97	0.79	0.78	0.79	0.80
2 WKNIGHT							
SEASONAL PROFILE ENTRY	1.00	1.00	0.97	0.79	0.78	0.79	0.80
3 WKEND							
SEASONAL PROFILE ENTRY	1.00	1.00	0.97	0.79	0.78	0.79	0.80

SEASONAL PROFILE 345 WATR_12

SEASONS	8 AUGUST	9 SEPTEMBR	10 OCTOBER	11 NOVEMBER	12 DECEMBER
SUBPERIODS					
1 WKDAY					
SEASONAL PROFILE ENTRY	0.80	0.81	0.82	0.96	0.99
2 WKNIGHT					
SEASONAL PROFILE ENTRY	0.80	0.81	0.82	0.96	0.99
3 WKEND					
SEASONAL PROFILE ENTRY	0.80	0.81	0.82	0.96	0.99

AEP EAST
GENERATION AND FUEL MODULE
INPUT SUMMARY REPORT

QUALIFIER = GAF.INPUT.PARAMETERS.

SEASONAL PROFILE 346 EMIS_03

SEASONS	1 JANUARY	2 FEBRUARY	3 MARCH	4 APRIL	5 MAY	6 JUNE	7 JULY
SUBPERIODS							
1 WKDAY SEASONAL PROFILE ENTRY	0.67	0.81	0.92	0.92	0.87	0.93	1.00
2 WKNIGHT SEASONAL PROFILE ENTRY	0.67	0.81	0.92	0.92	0.87	0.93	1.00
3 WKEND SEASONAL PROFILE ENTRY	1.00	1.00	1.00	1.00	1.00	1.00	1.00

SEASONAL PROFILE 346 EMIS_03

SEASONS	8 AUGUST	9 SEPTEMBR	10 OCTOBER	11 NOVEMBER	12 DECEMBER
SUBPERIODS					
1 WKDAY SEASONAL PROFILE ENTRY	0.97	0.76	0.74	0.78	0.81
2 WKNIGHT SEASONAL PROFILE ENTRY	0.97	0.76	0.74	0.78	0.81
3 WKEND SEASONAL PROFILE ENTRY	1.00	1.00	1.00	1.00	1.00

SEASONAL PROFILE 347 EMIS_04

SEASONS	1 JANUARY	2 FEBRUARY	3 MARCH	4 APRIL	5 MAY	6 JUNE	7 JULY
SUBPERIODS							
1 WKDAY SEASONAL PROFILE ENTRY	0.96	0.92	0.90	0.84	0.80	0.89	0.99
2 WKNIGHT SEASONAL PROFILE ENTRY	0.96	0.92	0.90	0.84	0.80	0.89	0.99
3 WKEND SEASONAL PROFILE ENTRY	1.00	1.00	1.00	1.00	1.00	1.00	1.00

SEASONAL PROFILE 347 EMIS_04

SEASONS	8 AUGUST	9 SEPTEMBR	10 OCTOBER	11 NOVEMBER	12 DECEMBER
SUBPERIODS					
1 WKDAY SEASONAL PROFILE ENTRY	1.00	0.77	0.73	0.77	0.80
2 WKNIGHT SEASONAL PROFILE ENTRY	1.00	0.77	0.73	0.77	0.80
3 WKEND SEASONAL PROFILE ENTRY	1.00	1.00	1.00	1.00	1.00

SEASONAL PROFILE 348 EMIS_05

SEASONS	1 JANUARY	2 FEBRUARY	3 MARCH	4 APRIL	5 MAY	6 JUNE	7 JULY
SUBPERIODS							
1 WKDAY SEASONAL PROFILE ENTRY	0.78	0.71	0.85	0.68	0.66	0.79	0.96
2 WKNIGHT SEASONAL PROFILE ENTRY	0.78	0.71	0.85	0.68	0.66	0.79	0.96
3 WKEND SEASONAL PROFILE ENTRY	1.00	1.00	1.00	1.00	1.00	1.00	1.00

SEASONAL PROFILE 348 EMIS_05

SEASONS	8 AUGUST	9 SEPTEMBR	10 OCTOBER	11 NOVEMBER	12 DECEMBER
SUBPERIODS					
1 WKDAY SEASONAL PROFILE ENTRY	0.92	0.81	0.74	0.97	1.00
2 WKNIGHT SEASONAL PROFILE ENTRY	0.92	0.81	0.74	0.97	1.00
3 WKEND SEASONAL PROFILE ENTRY	1.00	1.00	1.00	1.00	1.00

SEASONAL PROFILE 349 EMIS_06

SEASONS	1 JANUARY	2 FEBRUARY	3 MARCH	4 APRIL	5 MAY	6 JUNE	7 JULY

SUBPERIODS

1 WKDAY							
SEASONAL PROFILE ENTRY	1.00	0.93	0.91	0.60	0.51	0.63	0.89
2 WKNIGHT							
SEASONAL PROFILE ENTRY	1.00	0.93	0.91	0.60	0.51	0.63	0.89
3 WKEND							
SEASONAL PROFILE ENTRY	1.00	1.00	1.00	1.00	1.00	1.00	1.00

SEASONAL PROFILE 349 EMIS_06

SEASONS	8	9	10	11	12
	AUGUST	SEPTEMBR	OCTOBER	NOVEMBER	DECEMBER
SUBPERIODS					
1 WKDAY					
SEASONAL PROFILE ENTRY	0.89	0.59	0.65	0.83	0.89
2 WKNIGHT					
SEASONAL PROFILE ENTRY	0.89	0.59	0.65	0.83	0.89
3 WKEND					
SEASONAL PROFILE ENTRY	1.00	1.00	1.00	1.00	1.00

SEASONAL PROFILE 350 EMIS_07

SEASONS	1	2	3	4	5	6	7
	JANUARY	FEBRUARY	MARCH	APRIL	MAY	JUNE	JULY
SUBPERIODS							
1 WKDAY							
SEASONAL PROFILE ENTRY	1.00	0.93	0.95	0.65	0.56	0.63	0.96
2 WKNIGHT							
SEASONAL PROFILE ENTRY	1.00	0.93	0.95	0.65	0.56	0.63	0.96
3 WKEND							
SEASONAL PROFILE ENTRY	1.00	1.00	1.00	1.00	1.00	1.00	1.00

SEASONAL PROFILE 350 EMIS_07

SEASONS	8	9	10	11	12
	AUGUST	SEPTEMBR	OCTOBER	NOVEMBER	DECEMBER
SUBPERIODS					
1 WKDAY					
SEASONAL PROFILE ENTRY	0.97	0.63	0.62	0.76	0.84
2 WKNIGHT					
SEASONAL PROFILE ENTRY	0.97	0.63	0.62	0.76	0.84
3 WKEND					
SEASONAL PROFILE ENTRY	1.00	1.00	1.00	1.00	1.00

AEP EAST
GENERATION AND FUEL MODULE
INPUT SUMMARY REPORT

QUALIFIER = GAF.INPUT.PARAMETERS.

SEASONAL PROFILE 351 EMIS_08

SEASONS	1 JANUARY	2 FEBRUARY	3 MARCH	4 APRIL	5 MAY	6 JUNE	7 JULY
SUBPERIODS							
1 WKDAY SEASONAL PROFILE ENTRY	1.00	0.92	0.98	0.65	0.50	0.61	0.90
2 WKNIGHT SEASONAL PROFILE ENTRY	1.00	0.92	0.98	0.65	0.50	0.61	0.90
3 WKEND SEASONAL PROFILE ENTRY	1.00	1.00	1.00	1.00	1.00	1.00	1.00

SEASONAL PROFILE 351 EMIS_08

SEASONS	8 AUGUST	9 SEPTEMBR	10 OCTOBER	11 NOVEMBER	12 DECEMBER
SUBPERIODS					
1 WKDAY SEASONAL PROFILE ENTRY	0.90	0.56	0.55	0.68	0.75
2 WKNIGHT SEASONAL PROFILE ENTRY	0.90	0.56	0.55	0.68	0.75
3 WKEND SEASONAL PROFILE ENTRY	1.00	1.00	1.00	1.00	1.00

SEASONAL PROFILE 352 EMIS_09

SEASONS	1 JANUARY	2 FEBRUARY	3 MARCH	4 APRIL	5 MAY	6 JUNE	7 JULY
SUBPERIODS							
1 WKDAY SEASONAL PROFILE ENTRY	0.98	0.92	0.96	0.70	0.55	0.70	1.00
2 WKNIGHT SEASONAL PROFILE ENTRY	0.98	0.92	0.96	0.70	0.55	0.70	1.00
3 WKEND SEASONAL PROFILE ENTRY	1.00	1.00	1.00	1.00	1.00	1.00	1.00

SEASONAL PROFILE 352 EMIS_09

SEASONS	8 AUGUST	9 SEPTEMBR	10 OCTOBER	11 NOVEMBER	12 DECEMBER
SUBPERIODS					
1 WKDAY SEASONAL PROFILE ENTRY	1.00	0.64	0.67	0.80	0.87
2 WKNIGHT SEASONAL PROFILE ENTRY	1.00	0.64	0.67	0.80	0.87
3 WKEND SEASONAL PROFILE ENTRY	1.00	1.00	1.00	1.00	1.00

SEASONAL PROFILE 353 EMIS_10

SEASONS	1 JANUARY	2 FEBRUARY	3 MARCH	4 APRIL	5 MAY	6 JUNE	7 JULY
SUBPERIODS							
1 WKDAY SEASONAL PROFILE ENTRY	1.00	0.94	0.96	0.68	0.53	0.72	1.00
2 WKNIGHT SEASONAL PROFILE ENTRY	1.00	0.94	0.96	0.68	0.53	0.72	1.00
3 WKEND SEASONAL PROFILE ENTRY	1.00	1.00	1.00	1.00	1.00	1.00	1.00

SEASONAL PROFILE 353 EMIS_10

SEASONS	8 AUGUST	9 SEPTEMBR	10 OCTOBER	11 NOVEMBER	12 DECEMBER
SUBPERIODS					
1 WKDAY SEASONAL PROFILE ENTRY	1.00	0.62	0.68	0.81	0.87
2 WKNIGHT SEASONAL PROFILE ENTRY	1.00	0.62	0.68	0.81	0.87
3 WKEND SEASONAL PROFILE ENTRY	1.00	1.00	1.00	1.00	1.00

SEASONAL PROFILE 354 EMIS_11

SEASONS	1 JANUARY	2 FEBRUARY	3 MARCH	4 APRIL	5 MAY	6 JUNE	7 JULY

SUBPERIODS

1 WKDAY							
SEASONAL PROFILE ENTRY	0.99	0.92	0.96	0.71	0.54	0.73	1.00
2 WKNIGHT							
SEASONAL PROFILE ENTRY	0.99	0.92	0.96	0.71	0.54	0.73	1.00
3 WKEND							
SEASONAL PROFILE ENTRY	1.00	1.00	1.00	1.00	1.00	1.00	1.00

SEASONAL PROFILE 354 EMIS_11

SEASONS	8	9	10	11	12
	AUGUST	SEPTEMBR	OCTOBER	NOVEMBER	DECEMBER
SUBPERIODS					
1 WKDAY					
SEASONAL PROFILE ENTRY	1.00	0.60	0.66	0.79	0.87
2 WKNIGHT					
SEASONAL PROFILE ENTRY	1.00	0.60	0.66	0.79	0.87
3 WKEND					
SEASONAL PROFILE ENTRY	1.00	1.00	1.00	1.00	1.00

SEASONAL PROFILE 355 EMIS_12

SEASONS	1	2	3	4	5	6	7
	JANUARY	FEBRUARY	MARCH	APRIL	MAY	JUNE	JULY
SUBPERIODS							
1 WKDAY							
SEASONAL PROFILE ENTRY	0.99	0.91	0.96	0.68	0.53	0.73	1.00
2 WKNIGHT							
SEASONAL PROFILE ENTRY	0.99	0.91	0.96	0.68	0.53	0.73	1.00
3 WKEND							
SEASONAL PROFILE ENTRY	1.00	1.00	1.00	1.00	1.00	1.00	1.00

SEASONAL PROFILE 355 EMIS_12

SEASONS	8	9	10	11	12
	AUGUST	SEPTEMBR	OCTOBER	NOVEMBER	DECEMBER
SUBPERIODS					
1 WKDAY					
SEASONAL PROFILE ENTRY	0.98	0.58	0.66	0.78	0.85
2 WKNIGHT					
SEASONAL PROFILE ENTRY	0.98	0.58	0.66	0.78	0.85
3 WKEND					
SEASONAL PROFILE ENTRY	1.00	1.00	1.00	1.00	1.00

AEP EAST
GENERATION AND FUEL MODULE
INPUT SUMMARY REPORT

QUALIFIER = GAF.INPUT.PARAMETERS.

SEASONAL PROFILE 356 EMIS_13

SEASONS	1 JANUARY	2 FEBRUARY	3 MARCH	4 APRIL	5 MAY	6 JUNE	7 JULY
SUBPERIODS							
1 WKDAY SEASONAL PROFILE ENTRY	0.97	0.92	0.95	0.70	0.51	0.66	0.98
2 WKNIGHT SEASONAL PROFILE ENTRY	0.97	0.92	0.95	0.70	0.51	0.66	0.98
3 WKEND SEASONAL PROFILE ENTRY	1.00	1.00	1.00	1.00	1.00	1.00	1.00

SEASONAL PROFILE 356 EMIS_13

SEASONS	8 AUGUST	9 SEPTEMBR	10 OCTOBER	11 NOVEMBER	12 DECEMBER
SUBPERIODS					
1 WKDAY SEASONAL PROFILE ENTRY	1.00	0.62	0.63	0.77	0.85
2 WKNIGHT SEASONAL PROFILE ENTRY	1.00	0.62	0.63	0.77	0.85
3 WKEND SEASONAL PROFILE ENTRY	1.00	1.00	1.00	1.00	1.00

SEASONAL PROFILE 357 EMIS_14

SEASONS	1 JANUARY	2 FEBRUARY	3 MARCH	4 APRIL	5 MAY	6 JUNE	7 JULY
SUBPERIODS							
1 WKDAY SEASONAL PROFILE ENTRY	0.99	0.94	0.97	0.71	0.51	0.68	0.99
2 WKNIGHT SEASONAL PROFILE ENTRY	0.99	0.94	0.97	0.71	0.51	0.68	0.99
3 WKEND SEASONAL PROFILE ENTRY	1.00	1.00	1.00	1.00	1.00	1.00	1.00

SEASONAL PROFILE 357 EMIS_14

SEASONS	8 AUGUST	9 SEPTEMBR	10 OCTOBER	11 NOVEMBER	12 DECEMBER
SUBPERIODS					
1 WKDAY SEASONAL PROFILE ENTRY	1.00	0.61	0.63	0.76	0.86
2 WKNIGHT SEASONAL PROFILE ENTRY	1.00	0.61	0.63	0.76	0.86
3 WKEND SEASONAL PROFILE ENTRY	1.00	1.00	1.00	1.00	1.00

SEASONAL PROFILE 358 CDW_19

SEASONS	1 JANUARY	2 FEBRUARY	3 MARCH	4 APRIL	5 MAY	6 JUNE	7 JULY
SUBPERIODS							
1 WKDAY SEASONAL PROFILE ENTRY	1.00	0.98	0.93	0.88	0.86	0.87	0.89
2 WKNIGHT SEASONAL PROFILE ENTRY	1.00	0.98	0.93	0.88	0.86	0.87	0.89
3 WKEND SEASONAL PROFILE ENTRY	1.00	0.98	0.93	0.88	0.86	0.87	0.89

SEASONAL PROFILE 358 CDW_19

SEASONS	8 AUGUST	9 SEPTEMBR	10 OCTOBER	11 NOVEMBER	12 DECEMBER
SUBPERIODS					
1 WKDAY SEASONAL PROFILE ENTRY	0.89	0.88	0.89	0.94	0.98
2 WKNIGHT SEASONAL PROFILE ENTRY	0.89	0.88	0.89	0.94	0.98
3 WKEND SEASONAL PROFILE ENTRY	0.89	0.88	0.89	0.94	0.98

SEASONAL PROFILE 360 AM3_CF11

SEASONS	1 JANUARY	2 FEBRUARY	3 MARCH	4 APRIL	5 MAY	6 JUNE	7 JULY

SUBPERIODS

1 WKDAY							
SEASONAL PROFILE ENTRY	1.00	1.00	1.00	1.00	1.00	1.00	1.00
2 WKNIGHT							
SEASONAL PROFILE ENTRY	1.00	1.00	1.00	1.00	1.00	1.00	1.00
3 WKEND							
SEASONAL PROFILE ENTRY	1.00	1.00	1.00	1.00	1.00	1.00	1.00

SEASONAL PROFILE 360 AM3_CF11

SEASONS	8	9	10	11	12
	AUGUST	SEPTEMBR	OCTOBER	NOVEMBER	DECEMBER
SUBPERIODS					
1 WKDAY					
SEASONAL PROFILE ENTRY	1.00	1.00	1.00	1.00	1.00
2 WKNIGHT					
SEASONAL PROFILE ENTRY	1.00	1.00	1.00	1.00	1.00
3 WKEND					
SEASONAL PROFILE ENTRY	1.00	1.00	1.00	1.00	1.00

SEASONAL PROFILE 361 AM3_CF12

SEASONS	1	2	3	4	5	6	7
	JANUARY	FEBRUARY	MARCH	APRIL	MAY	JUNE	JULY
SUBPERIODS							
1 WKDAY							
SEASONAL PROFILE ENTRY	1.00	1.00	1.00	1.00	1.00	1.00	1.00
2 WKNIGHT							
SEASONAL PROFILE ENTRY	1.00	1.00	1.00	1.00	1.00	1.00	1.00
3 WKEND							
SEASONAL PROFILE ENTRY	1.00	1.00	1.00	1.00	1.00	1.00	1.00

SEASONAL PROFILE 361 AM3_CF12

SEASONS	8	9	10	11	12
	AUGUST	SEPTEMBR	OCTOBER	NOVEMBER	DECEMBER
SUBPERIODS					
1 WKDAY					
SEASONAL PROFILE ENTRY	1.00	1.00	1.00	1.00	1.00
2 WKNIGHT					
SEASONAL PROFILE ENTRY	1.00	1.00	1.00	1.00	1.00
3 WKEND					
SEASONAL PROFILE ENTRY	1.00	1.00	1.00	1.00	1.00

AEP EAST
GENERATION AND FUEL MODULE
INPUT SUMMARY REPORT

QUALIFIER = GAF.INPUT.PARAMETERS.

SEASONAL PROFILE 362 CDW_20

SEASONS	1 JANUARY	2 FEBRUARY	3 MARCH	4 APRIL	5 MAY	6 JUNE	7 JULY
SUBPERIODS							
1 WKDAY SEASONAL PROFILE ENTRY	1.00	0.98	0.93	0.88	0.86	0.87	0.89
2 WKNIGHT SEASONAL PROFILE ENTRY	1.00	0.98	0.93	0.88	0.86	0.87	0.89
3 WKEND SEASONAL PROFILE ENTRY	1.00	0.98	0.93	0.88	0.86	0.87	0.89

SEASONAL PROFILE 362 CDW_20

SEASONS	8 AUGUST	9 SEPTEMBR	10 OCTOBER	11 NOVEMBER	12 DECEMBER
SUBPERIODS					
1 WKDAY SEASONAL PROFILE ENTRY	0.89	0.88	0.89	0.94	0.98
2 WKNIGHT SEASONAL PROFILE ENTRY	0.89	0.88	0.89	0.94	0.98
3 WKEND SEASONAL PROFILE ENTRY	0.89	0.88	0.89	0.94	0.98

SEASONAL PROFILE 364 DAR_11

SEASONS	1 JANUARY	2 FEBRUARY	3 MARCH	4 APRIL	5 MAY	6 JUNE	7 JULY
SUBPERIODS							
1 WKDAY SEASONAL PROFILE ENTRY	0.99	0.99	0.96	0.92	0.91	0.92	0.93
2 WKNIGHT SEASONAL PROFILE ENTRY	0.99	0.99	0.96	0.92	0.91	0.92	0.93
3 WKEND SEASONAL PROFILE ENTRY	0.99	0.99	0.96	0.92	0.91	0.92	0.93

SEASONAL PROFILE 364 DAR_11

SEASONS	8 AUGUST	9 SEPTEMBR	10 OCTOBER	11 NOVEMBER	12 DECEMBER
SUBPERIODS					
1 WKDAY SEASONAL PROFILE ENTRY	0.94	0.94	0.96	0.96	1.00
2 WKNIGHT SEASONAL PROFILE ENTRY	0.94	0.94	0.96	0.96	1.00
3 WKEND SEASONAL PROFILE ENTRY	0.94	0.94	0.96	0.96	1.00

SEASONAL PROFILE 365 DAR_12

SEASONS	1 JANUARY	2 FEBRUARY	3 MARCH	4 APRIL	5 MAY	6 JUNE	7 JULY
SUBPERIODS							
1 WKDAY SEASONAL PROFILE ENTRY	1.00	1.00	0.97	0.90	0.89	0.90	0.91
2 WKNIGHT SEASONAL PROFILE ENTRY	1.00	1.00	0.97	0.90	0.89	0.90	0.91
3 WKEND SEASONAL PROFILE ENTRY	1.00	1.00	0.97	0.90	0.89	0.90	0.91

SEASONAL PROFILE 365 DAR_12

SEASONS	8 AUGUST	9 SEPTEMBR	10 OCTOBER	11 NOVEMBER	12 DECEMBER
SUBPERIODS					
1 WKDAY SEASONAL PROFILE ENTRY	0.92	0.92	0.93	0.95	0.99
2 WKNIGHT SEASONAL PROFILE ENTRY	0.92	0.92	0.93	0.95	0.99
3 WKEND SEASONAL PROFILE ENTRY	0.92	0.92	0.93	0.95	0.99

SEASONAL PROFILE 366 DAR_13

SEASONS	1 JANUARY	2 FEBRUARY	3 MARCH	4 APRIL	5 MAY	6 JUNE	7 JULY

SUBPERIODS

1 WKDAY							
SEASONAL PROFILE ENTRY	0.86	0.85	0.83	0.80	0.80	0.83	0.86
2 WKNIGHT							
SEASONAL PROFILE ENTRY	0.86	0.85	0.83	0.80	0.80	0.83	0.86
3 WKEND							
SEASONAL PROFILE ENTRY	0.86	0.85	0.83	0.80	0.80	0.83	0.86

SEASONAL PROFILE 366 DAR_13

SEASONS	8 AUGUST	9 SEPTEMBR	10 OCTOBER	11 NOVEMBER	12 DECEMBER
SUBPERIODS					
1 WKDAY					
SEASONAL PROFILE ENTRY	0.87	0.88	0.90	0.97	1.00
2 WKNIGHT					
SEASONAL PROFILE ENTRY	0.87	0.88	0.90	0.97	1.00
3 WKEND					
SEASONAL PROFILE ENTRY	0.87	0.88	0.90	0.97	1.00

SEASONAL PROFILE 367 DAR_14

SEASONS	1 JANUARY	2 FEBRUARY	3 MARCH	4 APRIL	5 MAY	6 JUNE	7 JULY
SUBPERIODS							
1 WKDAY							
SEASONAL PROFILE ENTRY	1.00	0.98	0.93	0.88	0.87	0.88	0.89
2 WKNIGHT							
SEASONAL PROFILE ENTRY	1.00	0.98	0.93	0.88	0.87	0.88	0.89
3 WKEND							
SEASONAL PROFILE ENTRY	1.00	0.98	0.93	0.88	0.87	0.88	0.89

SEASONAL PROFILE 367 DAR_14

SEASONS	8 AUGUST	9 SEPTEMBR	10 OCTOBER	11 NOVEMBER	12 DECEMBER
SUBPERIODS					
1 WKDAY					
SEASONAL PROFILE ENTRY	0.89	0.88	0.89	0.94	0.98
2 WKNIGHT					
SEASONAL PROFILE ENTRY	0.89	0.88	0.89	0.94	0.98
3 WKEND					
SEASONAL PROFILE ENTRY	0.89	0.88	0.89	0.94	0.98

AEP EAST
GENERATION AND FUEL MODULE
INPUT SUMMARY REPORT

QUALIFIER = GAF.INPUT.PARAMETERS.

SEASONAL PROFILE 368 DAR_15

SEASONS	1 JANUARY	2 FEBRUARY	3 MARCH	4 APRIL	5 MAY	6 JUNE	7 JULY
SUBPERIODS							
1 WKDAY SEASONAL PROFILE ENTRY	1.00	0.98	0.93	0.88	0.86	0.88	0.89
2 WKNIGHT SEASONAL PROFILE ENTRY	1.00	0.98	0.93	0.88	0.86	0.88	0.89
3 WKEND SEASONAL PROFILE ENTRY	1.00	0.98	0.93	0.88	0.86	0.88	0.89

SEASONAL PROFILE 368 DAR_15

SEASONS	8 AUGUST	9 SEPTEMBR	10 OCTOBER	11 NOVEMBER	12 DECEMBER
SUBPERIODS					
1 WKDAY SEASONAL PROFILE ENTRY	0.89	0.88	0.89	0.94	0.98
2 WKNIGHT SEASONAL PROFILE ENTRY	0.89	0.88	0.89	0.94	0.98
3 WKEND SEASONAL PROFILE ENTRY	0.89	0.88	0.89	0.94	0.98

SEASONAL PROFILE 369 DAR_16

SEASONS	1 JANUARY	2 FEBRUARY	3 MARCH	4 APRIL	5 MAY	6 JUNE	7 JULY
SUBPERIODS							
1 WKDAY SEASONAL PROFILE ENTRY	1.00	0.98	0.93	0.88	0.86	0.88	0.89
2 WKNIGHT SEASONAL PROFILE ENTRY	1.00	0.98	0.93	0.88	0.86	0.88	0.89
3 WKEND SEASONAL PROFILE ENTRY	1.00	0.98	0.93	0.88	0.86	0.88	0.89

SEASONAL PROFILE 369 DAR_16

SEASONS	8 AUGUST	9 SEPTEMBR	10 OCTOBER	11 NOVEMBER	12 DECEMBER
SUBPERIODS					
1 WKDAY SEASONAL PROFILE ENTRY	0.89	0.88	0.89	0.94	0.98
2 WKNIGHT SEASONAL PROFILE ENTRY	0.89	0.88	0.89	0.94	0.98
3 WKEND SEASONAL PROFILE ENTRY	0.89	0.88	0.89	0.94	0.98

SEASONAL PROFILE 370 DAR_17

SEASONS	1 JANUARY	2 FEBRUARY	3 MARCH	4 APRIL	5 MAY	6 JUNE	7 JULY
SUBPERIODS							
1 WKDAY SEASONAL PROFILE ENTRY	1.00	0.98	0.93	0.88	0.86	0.88	0.89
2 WKNIGHT SEASONAL PROFILE ENTRY	1.00	0.98	0.93	0.88	0.86	0.88	0.89
3 WKEND SEASONAL PROFILE ENTRY	1.00	0.98	0.93	0.88	0.86	0.88	0.89

SEASONAL PROFILE 370 DAR_17

SEASONS	8 AUGUST	9 SEPTEMBR	10 OCTOBER	11 NOVEMBER	12 DECEMBER
SUBPERIODS					
1 WKDAY SEASONAL PROFILE ENTRY	0.89	0.88	0.89	0.94	0.98
2 WKNIGHT SEASONAL PROFILE ENTRY	0.89	0.88	0.89	0.94	0.98
3 WKEND SEASONAL PROFILE ENTRY	0.89	0.88	0.89	0.94	0.98

SEASONAL PROFILE 371 DAR_18

SEASONS	1 JANUARY	2 FEBRUARY	3 MARCH	4 APRIL	5 MAY	6 JUNE	7 JULY

SUBPERIODS

1 WKDAY							
SEASONAL PROFILE ENTRY	1.00	0.98	0.93	0.88	0.86	0.87	0.89
2 WKNIGHT							
SEASONAL PROFILE ENTRY	1.00	0.98	0.93	0.88	0.86	0.87	0.89
3 WKEND							
SEASONAL PROFILE ENTRY	1.00	0.98	0.93	0.88	0.86	0.87	0.89

SEASONAL PROFILE 371 DAR_18

SEASONS	8	9	10	11	12
	AUGUST	SEPTEMBR	OCTOBER	NOVEMBER	DECEMBER

SUBPERIODS

1 WKDAY					
SEASONAL PROFILE ENTRY	0.89	0.88	0.89	0.94	0.98
2 WKNIGHT					
SEASONAL PROFILE ENTRY	0.89	0.88	0.89	0.94	0.98
3 WKEND					
SEASONAL PROFILE ENTRY	0.89	0.88	0.89	0.94	0.98

SEASONAL PROFILE 372 DAR_19

SEASONS	1	2	3	4	5	6	7
	JANUARY	FEBRUARY	MARCH	APRIL	MAY	JUNE	JULY

SUBPERIODS

1 WKDAY							
SEASONAL PROFILE ENTRY	1.00	0.98	0.93	0.88	0.86	0.87	0.89
2 WKNIGHT							
SEASONAL PROFILE ENTRY	1.00	0.98	0.93	0.88	0.86	0.87	0.89
3 WKEND							
SEASONAL PROFILE ENTRY	1.00	0.98	0.93	0.88	0.86	0.87	0.89

SEASONAL PROFILE 372 DAR_19

SEASONS	8	9	10	11	12
	AUGUST	SEPTEMBR	OCTOBER	NOVEMBER	DECEMBER

SUBPERIODS

1 WKDAY					
SEASONAL PROFILE ENTRY	0.89	0.88	0.89	0.94	0.98
2 WKNIGHT					
SEASONAL PROFILE ENTRY	0.89	0.88	0.89	0.94	0.98
3 WKEND					
SEASONAL PROFILE ENTRY	0.89	0.88	0.89	0.94	0.98

AEP EAST
GENERATION AND FUEL MODULE
INPUT SUMMARY REPORT

QUALIFIER = GAF.INPUT.PARAMETERS.

SEASONAL PROFILE 373 DAR_20

SEASONS	1 JANUARY	2 FEBRUARY	3 MARCH	4 APRIL	5 MAY	6 JUNE	7 JULY
SUBPERIODS							
1 WKDAY SEASONAL PROFILE ENTRY	1.00	0.98	0.93	0.88	0.86	0.87	0.89
2 WKNIGHT SEASONAL PROFILE ENTRY	1.00	0.98	0.93	0.88	0.86	0.87	0.89
3 WKEND SEASONAL PROFILE ENTRY	1.00	0.98	0.93	0.88	0.86	0.87	0.89

SEASONAL PROFILE 373 DAR_20

SEASONS	8 AUGUST	9 SEPTEMBR	10 OCTOBER	11 NOVEMBER	12 DECEMBER
SUBPERIODS					
1 WKDAY SEASONAL PROFILE ENTRY	0.89	0.88	0.89	0.94	0.98
2 WKNIGHT SEASONAL PROFILE ENTRY	0.89	0.88	0.89	0.94	0.98
3 WKEND SEASONAL PROFILE ENTRY	0.89	0.88	0.89	0.94	0.98

SEASONAL PROFILE 374 WTR_13

SEASONS	1 JANUARY	2 FEBRUARY	3 MARCH	4 APRIL	5 MAY	6 JUNE	7 JULY
SUBPERIODS							
1 WKDAY SEASONAL PROFILE ENTRY	0.86	0.85	0.83	0.80	0.80	0.83	0.86
2 WKNIGHT SEASONAL PROFILE ENTRY	0.86	0.85	0.83	0.80	0.80	0.83	0.86
3 WKEND SEASONAL PROFILE ENTRY	0.86	0.85	0.83	0.80	0.80	0.83	0.86

SEASONAL PROFILE 374 WTR_13

SEASONS	8 AUGUST	9 SEPTEMBR	10 OCTOBER	11 NOVEMBER	12 DECEMBER
SUBPERIODS					
1 WKDAY SEASONAL PROFILE ENTRY	0.87	0.88	0.90	0.97	1.00
2 WKNIGHT SEASONAL PROFILE ENTRY	0.87	0.88	0.90	0.97	1.00
3 WKEND SEASONAL PROFILE ENTRY	0.87	0.88	0.90	0.97	1.00

SEASONAL PROFILE 375 WTR_14

SEASONS	1 JANUARY	2 FEBRUARY	3 MARCH	4 APRIL	5 MAY	6 JUNE	7 JULY
SUBPERIODS							
1 WKDAY SEASONAL PROFILE ENTRY	1.00	0.98	0.93	0.88	0.87	0.88	0.89
2 WKNIGHT SEASONAL PROFILE ENTRY	1.00	0.98	0.93	0.88	0.87	0.88	0.89
3 WKEND SEASONAL PROFILE ENTRY	1.00	0.98	0.93	0.88	0.87	0.88	0.89

SEASONAL PROFILE 375 WTR_14

SEASONS	8 AUGUST	9 SEPTEMBR	10 OCTOBER	11 NOVEMBER	12 DECEMBER
SUBPERIODS					
1 WKDAY SEASONAL PROFILE ENTRY	0.89	0.88	0.89	0.94	0.98
2 WKNIGHT SEASONAL PROFILE ENTRY	0.89	0.88	0.89	0.94	0.98
3 WKEND SEASONAL PROFILE ENTRY	0.89	0.88	0.89	0.94	0.98

SEASONAL PROFILE 376 WTR_15

SEASONS	1 JANUARY	2 FEBRUARY	3 MARCH	4 APRIL	5 MAY	6 JUNE	7 JULY

SUBPERIODS

1 WKDAY							
SEASONAL PROFILE ENTRY	1.00	0.98	0.93	0.88	0.86	0.88	0.89
2 WKNIGHT							
SEASONAL PROFILE ENTRY	1.00	0.98	0.93	0.88	0.86	0.88	0.89
3 WKEND							
SEASONAL PROFILE ENTRY	1.00	0.98	0.93	0.88	0.86	0.88	0.89

SEASONAL PROFILE 376 WTR_15

SEASONS	8	9	10	11	12
	AUGUST	SEPTEMBR	OCTOBER	NOVEMBER	DECEMBER

SUBPERIODS

1 WKDAY					
SEASONAL PROFILE ENTRY	0.89	0.88	0.89	0.94	0.98
2 WKNIGHT					
SEASONAL PROFILE ENTRY	0.89	0.88	0.89	0.94	0.98
3 WKEND					
SEASONAL PROFILE ENTRY	0.89	0.88	0.89	0.94	0.98

SEASONAL PROFILE 377 WTR_16

SEASONS	1	2	3	4	5	6	7
	JANUARY	FEBRUARY	MARCH	APRIL	MAY	JUNE	JULY

SUBPERIODS

1 WKDAY							
SEASONAL PROFILE ENTRY	1.00	0.98	0.93	0.88	0.86	0.88	0.89
2 WKNIGHT							
SEASONAL PROFILE ENTRY	1.00	0.98	0.93	0.88	0.86	0.88	0.89
3 WKEND							
SEASONAL PROFILE ENTRY	1.00	0.98	0.93	0.88	0.86	0.88	0.89

SEASONAL PROFILE 377 WTR_16

SEASONS	8	9	10	11	12
	AUGUST	SEPTEMBR	OCTOBER	NOVEMBER	DECEMBER

SUBPERIODS

1 WKDAY					
SEASONAL PROFILE ENTRY	0.89	0.88	0.89	0.94	0.98
2 WKNIGHT					
SEASONAL PROFILE ENTRY	0.89	0.88	0.89	0.94	0.98
3 WKEND					
SEASONAL PROFILE ENTRY	0.89	0.88	0.89	0.94	0.98

AEP EAST
GENERATION AND FUEL MODULE
INPUT SUMMARY REPORT

QUALIFIER = GAF.INPUT.PARAMETERS.

SEASONAL PROFILE 378 WTR_17

SEASONS	1 JANUARY	2 FEBRUARY	3 MARCH	4 APRIL	5 MAY	6 JUNE	7 JULY
SUBPERIODS							
1 WKDAY SEASONAL PROFILE ENTRY	1.00	0.98	0.93	0.88	0.86	0.88	0.89
2 WKNIGHT SEASONAL PROFILE ENTRY	1.00	0.98	0.93	0.88	0.86	0.88	0.89
3 WKEND SEASONAL PROFILE ENTRY	1.00	0.98	0.93	0.88	0.86	0.88	0.89

SEASONAL PROFILE 378 WTR_17

SEASONS	8 AUGUST	9 SEPTEMBR	10 OCTOBER	11 NOVEMBER	12 DECEMBER
SUBPERIODS					
1 WKDAY SEASONAL PROFILE ENTRY	0.89	0.88	0.89	0.94	0.98
2 WKNIGHT SEASONAL PROFILE ENTRY	0.89	0.88	0.89	0.94	0.98
3 WKEND SEASONAL PROFILE ENTRY	0.89	0.88	0.89	0.94	0.98

SEASONAL PROFILE 379 WTR_18

SEASONS	1 JANUARY	2 FEBRUARY	3 MARCH	4 APRIL	5 MAY	6 JUNE	7 JULY
SUBPERIODS							
1 WKDAY SEASONAL PROFILE ENTRY	1.00	0.98	0.93	0.88	0.86	0.87	0.89
2 WKNIGHT SEASONAL PROFILE ENTRY	1.00	0.98	0.93	0.88	0.86	0.87	0.89
3 WKEND SEASONAL PROFILE ENTRY	1.00	0.98	0.93	0.88	0.86	0.87	0.89

SEASONAL PROFILE 379 WTR_18

SEASONS	8 AUGUST	9 SEPTEMBR	10 OCTOBER	11 NOVEMBER	12 DECEMBER
SUBPERIODS					
1 WKDAY SEASONAL PROFILE ENTRY	0.89	0.88	0.89	0.94	0.98
2 WKNIGHT SEASONAL PROFILE ENTRY	0.89	0.88	0.89	0.94	0.98
3 WKEND SEASONAL PROFILE ENTRY	0.89	0.88	0.89	0.94	0.98

SEASONAL PROFILE 380 WTR_19

SEASONS	1 JANUARY	2 FEBRUARY	3 MARCH	4 APRIL	5 MAY	6 JUNE	7 JULY
SUBPERIODS							
1 WKDAY SEASONAL PROFILE ENTRY	1.00	0.98	0.93	0.88	0.86	0.87	0.89
2 WKNIGHT SEASONAL PROFILE ENTRY	1.00	0.98	0.93	0.88	0.86	0.87	0.89
3 WKEND SEASONAL PROFILE ENTRY	1.00	0.98	0.93	0.88	0.86	0.87	0.89

SEASONAL PROFILE 380 WTR_19

SEASONS	8 AUGUST	9 SEPTEMBR	10 OCTOBER	11 NOVEMBER	12 DECEMBER
SUBPERIODS					
1 WKDAY SEASONAL PROFILE ENTRY	0.89	0.88	0.89	0.94	0.98
2 WKNIGHT SEASONAL PROFILE ENTRY	0.89	0.88	0.89	0.94	0.98
3 WKEND SEASONAL PROFILE ENTRY	0.89	0.88	0.89	0.94	0.98

SEASONAL PROFILE 381 WTR_20

SEASONS	1 JANUARY	2 FEBRUARY	3 MARCH	4 APRIL	5 MAY	6 JUNE	7 JULY

SUBPERIODS

1 WKDAY							
SEASONAL PROFILE ENTRY	1.00	0.98	0.93	0.88	0.86	0.87	0.89
2 WKNIGHT							
SEASONAL PROFILE ENTRY	1.00	0.98	0.93	0.88	0.86	0.87	0.89
3 WKEND							
SEASONAL PROFILE ENTRY	1.00	0.98	0.93	0.88	0.86	0.87	0.89

SEASONAL PROFILE 381 WTR_20

SEASONS	8	9	10	11	12
	AUGUST	SEPTEMBR	OCTOBER	NOVEMBER	DECEMBER

SUBPERIODS

1 WKDAY					
SEASONAL PROFILE ENTRY	0.89	0.88	0.89	0.94	0.98
2 WKNIGHT					
SEASONAL PROFILE ENTRY	0.89	0.88	0.89	0.94	0.98
3 WKEND					
SEASONAL PROFILE ENTRY	0.89	0.88	0.89	0.94	0.98

SEASONAL PROFILE 383 R_AM1_11

SEASONS	1	2	3	4	5	6	7
	JANUARY	FEBRUARY	MARCH	APRIL	MAY	JUNE	JULY

SUBPERIODS

1 WKDAY							
SEASONAL PROFILE ENTRY	0.98	0.98	1.00	1.00	0.97	0.96	0.92
2 WKNIGHT							
SEASONAL PROFILE ENTRY	0.98	0.98	1.00	1.00	0.97	0.96	0.92
3 WKEND							
SEASONAL PROFILE ENTRY	0.98	0.98	1.00	1.00	0.97	0.96	0.92

SEASONAL PROFILE 383 R_AM1_11

SEASONS	8	9	10	11	12
	AUGUST	SEPTEMBR	OCTOBER	NOVEMBER	DECEMBER

SUBPERIODS

1 WKDAY					
SEASONAL PROFILE ENTRY	0.89	0.86	0.84	0.84	0.96
2 WKNIGHT					
SEASONAL PROFILE ENTRY	0.89	0.86	0.84	0.84	0.96
3 WKEND					
SEASONAL PROFILE ENTRY	0.89	0.86	0.84	0.84	0.96

AEP EAST
GENERATION AND FUEL MODULE
INPUT SUMMARY REPORT

QUALIFIER = GAF.INPUT.PARAMETERS.

SEASONAL PROFILE 384 R_AM1_12

SEASONS	1 JANUARY	2 FEBRUARY	3 MARCH	4 APRIL	5 MAY	6 JUNE	7 JULY
SUBPERIODS							
1 WKDAY SEASONAL PROFILE ENTRY	1.00	0.97	0.97	0.90	0.94	0.95	0.94
2 WKNIGHT SEASONAL PROFILE ENTRY	1.00	0.97	0.97	0.90	0.94	0.95	0.94
3 WKEND SEASONAL PROFILE ENTRY	1.00	0.97	0.97	0.90	0.94	0.95	0.94

SEASONAL PROFILE 384 R_AM1_12

SEASONS	8 AUGUST	9 SEPTEMBR	10 OCTOBER	11 NOVEMBER	12 DECEMBER
SUBPERIODS					
1 WKDAY SEASONAL PROFILE ENTRY	0.95	0.94	0.96	0.96	0.96
2 WKNIGHT SEASONAL PROFILE ENTRY	0.95	0.94	0.96	0.96	0.96
3 WKEND SEASONAL PROFILE ENTRY	0.95	0.94	0.96	0.96	0.96

SEASONAL PROFILE 386 R_AM2_11

SEASONS	1 JANUARY	2 FEBRUARY	3 MARCH	4 APRIL	5 MAY	6 JUNE	7 JULY
SUBPERIODS							
1 WKDAY SEASONAL PROFILE ENTRY	0.98	0.98	1.00	1.00	0.97	0.96	0.92
2 WKNIGHT SEASONAL PROFILE ENTRY	0.98	0.98	1.00	1.00	0.97	0.96	0.92
3 WKEND SEASONAL PROFILE ENTRY	0.98	0.98	1.00	1.00	0.97	0.96	0.92

SEASONAL PROFILE 386 R_AM2_11

SEASONS	8 AUGUST	9 SEPTEMBR	10 OCTOBER	11 NOVEMBER	12 DECEMBER
SUBPERIODS					
1 WKDAY SEASONAL PROFILE ENTRY	0.89	0.86	0.84	0.84	0.96
2 WKNIGHT SEASONAL PROFILE ENTRY	0.89	0.86	0.84	0.84	0.96
3 WKEND SEASONAL PROFILE ENTRY	0.89	0.86	0.84	0.84	0.96

SEASONAL PROFILE 387 R_AM2_12

SEASONS	1 JANUARY	2 FEBRUARY	3 MARCH	4 APRIL	5 MAY	6 JUNE	7 JULY
SUBPERIODS							
1 WKDAY SEASONAL PROFILE ENTRY	1.00	0.97	0.97	0.90	0.94	0.95	0.94
2 WKNIGHT SEASONAL PROFILE ENTRY	1.00	0.97	0.97	0.90	0.94	0.95	0.94
3 WKEND SEASONAL PROFILE ENTRY	1.00	0.97	0.97	0.90	0.94	0.95	0.94

SEASONAL PROFILE 387 R_AM2_12

SEASONS	8 AUGUST	9 SEPTEMBR	10 OCTOBER	11 NOVEMBER	12 DECEMBER
SUBPERIODS					
1 WKDAY SEASONAL PROFILE ENTRY	0.95	0.94	0.96	0.96	0.96
2 WKNIGHT SEASONAL PROFILE ENTRY	0.95	0.94	0.96	0.96	0.96
3 WKEND SEASONAL PROFILE ENTRY	0.95	0.94	0.96	0.96	0.96

SEASONAL PROFILE 389 R_AM3_11

SEASONS	1 JANUARY	2 FEBRUARY	3 MARCH	4 APRIL	5 MAY	6 JUNE	7 JULY

SUBPERIODS

1 WKDAY							
SEASONAL PROFILE ENTRY	0.99	0.98	0.99	1.00	0.97	0.96	0.92
2 WKNIGHT							
SEASONAL PROFILE ENTRY	0.99	0.98	0.99	1.00	0.97	0.96	0.92
3 WKEND							
SEASONAL PROFILE ENTRY	0.99	0.98	0.99	1.00	0.97	0.96	0.92

SEASONAL PROFILE 389 R_AM3_11

SEASONS	8	9	10	11	12
	AUGUST	SEPTEMBR	OCTOBER	NOVEMBER	DECEMBER
SUBPERIODS					
1 WKDAY					
SEASONAL PROFILE ENTRY	0.89	0.86	0.86	0.86	0.94
2 WKNIGHT					
SEASONAL PROFILE ENTRY	0.89	0.86	0.86	0.86	0.94
3 WKEND					
SEASONAL PROFILE ENTRY	0.89	0.86	0.86	0.86	0.94

SEASONAL PROFILE 390 R_AM3_12

SEASONS	1	2	3	4	5	6	7
	JANUARY	FEBRUARY	MARCH	APRIL	MAY	JUNE	JULY
SUBPERIODS							
1 WKDAY							
SEASONAL PROFILE ENTRY	1.00	0.96	0.97	0.88	0.94	0.94	0.93
2 WKNIGHT							
SEASONAL PROFILE ENTRY	1.00	0.96	0.97	0.88	0.94	0.94	0.93
3 WKEND							
SEASONAL PROFILE ENTRY	1.00	0.96	0.97	0.88	0.94	0.94	0.93

SEASONAL PROFILE 390 R_AM3_12

SEASONS	8	9	10	11	12
	AUGUST	SEPTEMBR	OCTOBER	NOVEMBER	DECEMBER
SUBPERIODS					
1 WKDAY					
SEASONAL PROFILE ENTRY	0.94	0.93	0.95	0.96	0.96
2 WKNIGHT					
SEASONAL PROFILE ENTRY	0.94	0.93	0.95	0.96	0.96
3 WKEND					
SEASONAL PROFILE ENTRY	0.94	0.93	0.95	0.96	0.96

AEP EAST
GENERATION AND FUEL MODULE
INPUT SUMMARY REPORT

QUALIFIER = GAF.INPUT.PARAMETERS.

SEASONAL PROFILE 392 R_CD3_11

SEASONS	1 JANUARY	2 FEBRUARY	3 MARCH	4 APRIL	5 MAY	6 JUNE	7 JULY
SUBPERIODS							
1 WKDAY SEASONAL PROFILE ENTRY	0.99	0.99	0.99	0.99	0.99	0.99	1.00
2 WKNIGHT SEASONAL PROFILE ENTRY	0.99	0.99	0.99	0.99	0.99	0.99	1.00
3 WKEND SEASONAL PROFILE ENTRY	0.99	0.99	0.99	0.99	0.99	0.99	1.00

SEASONAL PROFILE 392 R_CD3_11

SEASONS	8 AUGUST	9 SEPTEMBR	10 OCTOBER	11 NOVEMBER	12 DECEMBER
SUBPERIODS					
1 WKDAY SEASONAL PROFILE ENTRY	1.00	1.00	1.00	1.00	1.00
2 WKNIGHT SEASONAL PROFILE ENTRY	1.00	1.00	1.00	1.00	1.00
3 WKEND SEASONAL PROFILE ENTRY	1.00	1.00	1.00	1.00	1.00

SEASONAL PROFILE 393 R_CD3_12

SEASONS	1 JANUARY	2 FEBRUARY	3 MARCH	4 APRIL	5 MAY	6 JUNE	7 JULY
SUBPERIODS							
1 WKDAY SEASONAL PROFILE ENTRY	0.99	0.99	0.99	0.99	0.99	0.99	1.00
2 WKNIGHT SEASONAL PROFILE ENTRY	0.99	0.99	0.99	0.99	0.99	0.99	1.00
3 WKEND SEASONAL PROFILE ENTRY	0.99	0.99	0.99	0.99	0.99	0.99	1.00

SEASONAL PROFILE 393 R_CD3_12

SEASONS	8 AUGUST	9 SEPTEMBR	10 OCTOBER	11 NOVEMBER	12 DECEMBER
SUBPERIODS					
1 WKDAY SEASONAL PROFILE ENTRY	1.00	1.00	1.00	1.00	1.00
2 WKNIGHT SEASONAL PROFILE ENTRY	1.00	1.00	1.00	1.00	1.00
3 WKEND SEASONAL PROFILE ENTRY	1.00	1.00	1.00	1.00	1.00

SEASONAL PROFILE 395 R_PW5_11

SEASONS	1 JANUARY	2 FEBRUARY	3 MARCH	4 APRIL	5 MAY	6 JUNE	7 JULY
SUBPERIODS							
1 WKDAY SEASONAL PROFILE ENTRY	1.00	1.00	1.00	1.00	1.00	1.00	1.00
2 WKNIGHT SEASONAL PROFILE ENTRY	1.00	1.00	1.00	1.00	1.00	1.00	1.00
3 WKEND SEASONAL PROFILE ENTRY	1.00	1.00	1.00	1.00	1.00	1.00	1.00

SEASONAL PROFILE 395 R_PW5_11

SEASONS	8 AUGUST	9 SEPTEMBR	10 OCTOBER	11 NOVEMBER	12 DECEMBER
SUBPERIODS					
1 WKDAY SEASONAL PROFILE ENTRY	0.78	0.78	0.78	0.78	0.78
2 WKNIGHT SEASONAL PROFILE ENTRY	0.78	0.78	0.78	0.78	0.78
3 WKEND SEASONAL PROFILE ENTRY	0.78	0.78	0.78	0.78	0.78

SEASONAL PROFILE 396 R_PW5_12

SEASONS	1 JANUARY	2 FEBRUARY	3 MARCH	4 APRIL	5 MAY	6 JUNE	7 JULY

SUBPERIODS

1 WKDAY							
SEASONAL PROFILE ENTRY	1.00	1.00	1.00	1.00	1.00	1.00	1.00
2 WKNIGHT							
SEASONAL PROFILE ENTRY	1.00	1.00	1.00	1.00	1.00	1.00	1.00
3 WKEND							
SEASONAL PROFILE ENTRY	1.00	1.00	1.00	1.00	1.00	1.00	1.00

SEASONAL PROFILE 396 R_PW5_12

SEASONS	8	9	10	11	12
	AUGUST	SEPTEMBR	OCTOBER	NOVEMBER	DECEMBER
SUBPERIODS					
1 WKDAY					
SEASONAL PROFILE ENTRY	1.00	1.00	1.00	1.00	1.00
2 WKNIGHT					
SEASONAL PROFILE ENTRY	1.00	1.00	1.00	1.00	1.00
3 WKEND					
SEASONAL PROFILE ENTRY	1.00	1.00	1.00	1.00	1.00

SEASONAL PROFILE 440 Emis_15

SEASONS	1	2	3	4	5	6	7
	JANUARY	FEBRUARY	MARCH	APRIL	MAY	JUNE	JULY
SUBPERIODS							
1 WKDAY							
SEASONAL PROFILE ENTRY	0.95	0.89	0.92	0.67	0.50	0.66	0.96
2 WKNIGHT							
SEASONAL PROFILE ENTRY	0.95	0.89	0.92	0.67	0.50	0.66	0.96
3 WKEND							
SEASONAL PROFILE ENTRY	1.00	1.00	1.00	1.00	1.00	1.00	1.00

SEASONAL PROFILE 440 Emis_15

SEASONS	8	9	10	11	12
	AUGUST	SEPTEMBR	OCTOBER	NOVEMBER	DECEMBER
SUBPERIODS					
1 WKDAY					
SEASONAL PROFILE ENTRY	0.95	0.57	0.61	0.73	1.00
2 WKNIGHT					
SEASONAL PROFILE ENTRY	0.95	0.57	0.61	0.73	1.00
3 WKEND					
SEASONAL PROFILE ENTRY	1.00	1.00	1.00	1.00	1.00

AEP EAST
GENERATION AND FUEL MODULE
INPUT SUMMARY REPORT

QUALIFIER = GAF.INPUT.PARAMETERS.

SEASONAL PROFILE 441 Emis_16

SEASONS	1 JANUARY	2 FEBRUARY	3 MARCH	4 APRIL	5 MAY	6 JUNE	7 JULY
SUBPERIODS							
1 WKDAY SEASONAL PROFILE ENTRY	1.00	0.92	0.95	0.67	0.49	0.72	0.99
2 WKNIGHT SEASONAL PROFILE ENTRY	1.00	0.92	0.95	0.67	0.49	0.72	0.99
3 WKEND SEASONAL PROFILE ENTRY	1.00	1.00	1.00	1.00	1.00	1.00	1.00

SEASONAL PROFILE 441 Emis_16

SEASONS	8 AUGUST	9 SEPTEMBR	10 OCTOBER	11 NOVEMBER	12 DECEMBER
SUBPERIODS					
1 WKDAY SEASONAL PROFILE ENTRY	0.99	0.57	0.65	0.78	0.86
2 WKNIGHT SEASONAL PROFILE ENTRY	0.99	0.57	0.65	0.78	0.86
3 WKEND SEASONAL PROFILE ENTRY	1.00	1.00	1.00	1.00	1.00

SEASONAL PROFILE 442 Emis_17

SEASONS	1 JANUARY	2 FEBRUARY	3 MARCH	4 APRIL	5 MAY	6 JUNE	7 JULY
SUBPERIODS							
1 WKDAY SEASONAL PROFILE ENTRY	1.00	0.90	0.94	0.69	0.48	0.72	0.99
2 WKNIGHT SEASONAL PROFILE ENTRY	1.00	0.90	0.94	0.69	0.48	0.72	0.99
3 WKEND SEASONAL PROFILE ENTRY	1.00	1.00	1.00	1.00	1.00	1.00	1.00

SEASONAL PROFILE 442 Emis_17

SEASONS	8 AUGUST	9 SEPTEMBR	10 OCTOBER	11 NOVEMBER	12 DECEMBER
SUBPERIODS					
1 WKDAY SEASONAL PROFILE ENTRY	0.97	0.55	0.63	0.76	0.85
2 WKNIGHT SEASONAL PROFILE ENTRY	0.97	0.55	0.63	0.76	0.85
3 WKEND SEASONAL PROFILE ENTRY	1.00	1.00	1.00	1.00	1.00

SEASONAL PROFILE 443 Emis_18

SEASONS	1 JANUARY	2 FEBRUARY	3 MARCH	4 APRIL	5 MAY	6 JUNE	7 JULY
SUBPERIODS							
1 WKDAY SEASONAL PROFILE ENTRY	0.97	0.94	0.95	0.69	0.69	0.67	0.98
2 WKNIGHT SEASONAL PROFILE ENTRY	0.97	0.94	0.95	0.69	0.69	0.67	0.98
3 WKEND SEASONAL PROFILE ENTRY	1.00	1.00	1.00	1.00	1.00	1.00	1.00

SEASONAL PROFILE 443 Emis_18

SEASONS	8 AUGUST	9 SEPTEMBR	10 OCTOBER	11 NOVEMBER	12 DECEMBER
SUBPERIODS					
1 WKDAY SEASONAL PROFILE ENTRY	1.00	0.61	0.59	0.70	0.79
2 WKNIGHT SEASONAL PROFILE ENTRY	1.00	0.61	0.59	0.70	0.79
3 WKEND SEASONAL PROFILE ENTRY	1.00	1.00	1.00	1.00	1.00

SEASONAL PROFILE 444 Emis_19

SEASONS	1 JANUARY	2 FEBRUARY	3 MARCH	4 APRIL	5 MAY	6 JUNE	7 JULY

SUBPERIODS

1 WKDAY							
SEASONAL PROFILE ENTRY	1.00	0.94	0.86	0.58	0.45	0.59	0.85
2 WKNIGHT							
SEASONAL PROFILE ENTRY	1.00	0.94	0.86	0.58	0.45	0.59	0.85
3 WKEND							
SEASONAL PROFILE ENTRY	1.00	1.00	1.00	1.00	1.00	1.00	1.00

SEASONAL PROFILE 444 Emis_19

SEASONS	8 AUGUST	9 SEPTEMBR	10 OCTOBER	11 NOVEMBER	12 DECEMBER
SUBPERIODS					
1 WKDAY					
SEASONAL PROFILE ENTRY	0.85	0.51	0.54	0.70	0.78
2 WKNIGHT					
SEASONAL PROFILE ENTRY	0.85	0.51	0.54	0.70	0.78
3 WKEND					
SEASONAL PROFILE ENTRY	1.00	1.00	1.00	1.00	1.00

SEASONAL PROFILE 445 Emis_20

SEASONS	1 JANUARY	2 FEBRUARY	3 MARCH	4 APRIL	5 MAY	6 JUNE	7 JULY
SUBPERIODS							
1 WKDAY							
SEASONAL PROFILE ENTRY	1.00	0.94	0.94	0.64	0.50	0.68	0.97
2 WKNIGHT							
SEASONAL PROFILE ENTRY	1.00	0.94	0.94	0.64	0.50	0.68	0.97
3 WKEND							
SEASONAL PROFILE ENTRY	1.00	1.00	1.00	1.00	1.00	1.00	1.00

SEASONAL PROFILE 445 Emis_20

SEASONS	8 AUGUST	9 SEPTEMBR	10 OCTOBER	11 NOVEMBER	12 DECEMBER
SUBPERIODS					
1 WKDAY					
SEASONAL PROFILE ENTRY	0.94	0.56	0.60	0.80	0.94
2 WKNIGHT					
SEASONAL PROFILE ENTRY	0.94	0.56	0.60	0.80	0.94
3 WKEND					
SEASONAL PROFILE ENTRY	1.00	1.00	1.00	1.00	1.00

AEP EAST
GENERATION AND FUEL MODULE
INPUT SUMMARY REPORT

QUALIFIER = GAF.INPUT.PARAMETERS.

SEASONAL PROFILE 446 Emis_21

SEASONS	1 JANUARY	2 FEBRUARY	3 MARCH	4 APRIL	5 MAY	6 JUNE	7 JULY
SUBPERIODS							
1 WKDAY SEASONAL PROFILE ENTRY	1.00	0.94	0.94	0.64	0.50	0.68	0.97
2 WKNIGHT SEASONAL PROFILE ENTRY	1.00	0.94	0.94	0.64	0.50	0.68	0.97
3 WKEND SEASONAL PROFILE ENTRY	1.00	1.00	1.00	1.00	1.00	1.00	1.00

SEASONAL PROFILE 446 Emis_21

SEASONS	8 AUGUST	9 SEPTEMBR	10 OCTOBER	11 NOVEMBER	12 DECEMBER
SUBPERIODS					
1 WKDAY SEASONAL PROFILE ENTRY	0.94	0.56	0.60	0.80	0.94
2 WKNIGHT SEASONAL PROFILE ENTRY	0.94	0.56	0.60	0.80	0.94
3 WKEND SEASONAL PROFILE ENTRY	1.00	1.00	1.00	1.00	1.00

SEASONAL PROFILE 447 Emis_22

SEASONS	1 JANUARY	2 FEBRUARY	3 MARCH	4 APRIL	5 MAY	6 JUNE	7 JULY
SUBPERIODS							
1 WKDAY SEASONAL PROFILE ENTRY	1.00	0.94	0.94	0.64	0.50	0.68	0.97
2 WKNIGHT SEASONAL PROFILE ENTRY	1.00	0.94	0.94	0.64	0.50	0.68	0.97
3 WKEND SEASONAL PROFILE ENTRY	1.00	1.00	1.00	1.00	1.00	1.00	1.00

SEASONAL PROFILE 447 Emis_22

SEASONS	8 AUGUST	9 SEPTEMBR	10 OCTOBER	11 NOVEMBER	12 DECEMBER
SUBPERIODS					
1 WKDAY SEASONAL PROFILE ENTRY	0.94	0.56	0.60	0.80	0.94
2 WKNIGHT SEASONAL PROFILE ENTRY	0.94	0.56	0.60	0.80	0.94
3 WKEND SEASONAL PROFILE ENTRY	1.00	1.00	1.00	1.00	1.00

SEASONAL PROFILE 448 Emis_23

SEASONS	1 JANUARY	2 FEBRUARY	3 MARCH	4 APRIL	5 MAY	6 JUNE	7 JULY
SUBPERIODS							
1 WKDAY SEASONAL PROFILE ENTRY	1.00	0.94	0.94	0.64	0.50	0.46	0.97
2 WKNIGHT SEASONAL PROFILE ENTRY	1.00	0.94	0.94	0.64	0.50	0.46	0.97
3 WKEND SEASONAL PROFILE ENTRY	1.00	1.00	1.00	1.00	1.00	1.00	1.00

SEASONAL PROFILE 448 Emis_23

SEASONS	8 AUGUST	9 SEPTEMBR	10 OCTOBER	11 NOVEMBER	12 DECEMBER
SUBPERIODS					
1 WKDAY SEASONAL PROFILE ENTRY	0.94	0.56	0.60	0.80	0.94
2 WKNIGHT SEASONAL PROFILE ENTRY	0.94	0.56	0.60	0.80	0.94
3 WKEND SEASONAL PROFILE ENTRY	1.00	1.00	1.00	1.00	1.00

SEASONAL PROFILE 449 Emis_24

SEASONS	1 JANUARY	2 FEBRUARY	3 MARCH	4 APRIL	5 MAY	6 JUNE	7 JULY

SUBPERIODS

1 WKDAY							
SEASONAL PROFILE ENTRY	1.00	0.94	0.94	0.64	0.50	0.68	0.97
2 WKNIGHT							
SEASONAL PROFILE ENTRY	1.00	0.94	0.94	0.64	0.50	0.68	0.97
3 WKEND							
SEASONAL PROFILE ENTRY	1.00	1.00	1.00	1.00	1.00	1.00	1.00

SEASONAL PROFILE 449 Emis_24

SEASONS	8	9	10	11	12
	AUGUST	SEPTEMBR	OCTOBER	NOVEMBER	DECEMBER
SUBPERIODS					
1 WKDAY					
SEASONAL PROFILE ENTRY	0.94	0.56	0.60	0.80	0.94
2 WKNIGHT					
SEASONAL PROFILE ENTRY	0.94	0.56	0.60	0.80	0.94
3 WKEND					
SEASONAL PROFILE ENTRY	1.00	1.00	1.00	1.00	1.00

SEASONAL PROFILE 450 Emis_25

SEASONS	1	2	3	4	5	6	7
	JANUARY	FEBRUARY	MARCH	APRIL	MAY	JUNE	JULY
SUBPERIODS							
1 WKDAY							
SEASONAL PROFILE ENTRY	1.00	0.94	0.94	0.64	0.50	0.68	0.97
2 WKNIGHT							
SEASONAL PROFILE ENTRY	1.00	0.94	0.94	0.64	0.50	0.68	0.97
3 WKEND							
SEASONAL PROFILE ENTRY	1.00	1.00	1.00	1.00	1.00	1.00	1.00

SEASONAL PROFILE 450 Emis_25

SEASONS	8	9	10	11	12
	AUGUST	SEPTEMBR	OCTOBER	NOVEMBER	DECEMBER
SUBPERIODS					
1 WKDAY					
SEASONAL PROFILE ENTRY	0.94	0.56	0.60	0.80	0.94
2 WKNIGHT					
SEASONAL PROFILE ENTRY	0.94	0.56	0.60	0.80	0.94
3 WKEND					
SEASONAL PROFILE ENTRY	1.00	1.00	1.00	1.00	1.00

AEP EAST
GENERATION AND FUEL MODULE
INPUT SUMMARY REPORT

QUALIFIER = GAF.INPUT.PARAMETERS.

SEASONAL PROFILE 451 Emis_26

SEASONS	1 JANUARY	2 FEBRUARY	3 MARCH	4 APRIL	5 MAY	6 JUNE	7 JULY
SUBPERIODS							
1 WKDAY SEASONAL PROFILE ENTRY	0.95	0.89	1.00	0.61	0.46	0.64	0.92
2 WKNIGHT SEASONAL PROFILE ENTRY	0.95	0.89	1.00	0.61	0.46	0.64	0.92
3 WKEND SEASONAL PROFILE ENTRY	1.00	1.00	1.00	1.00	1.00	1.00	1.00

SEASONAL PROFILE 451 Emis_26

SEASONS	8 AUGUST	9 SEPTEMBR	10 OCTOBER	11 NOVEMBER	12 DECEMBER
SUBPERIODS					
1 WKDAY SEASONAL PROFILE ENTRY	0.89	0.53	0.57	0.76	0.90
2 WKNIGHT SEASONAL PROFILE ENTRY	0.89	0.53	0.57	0.76	0.90
3 WKEND SEASONAL PROFILE ENTRY	1.00	1.00	1.00	1.00	1.00

SEASONAL PROFILE 452 Emis_27

SEASONS	1 JANUARY	2 FEBRUARY	3 MARCH	4 APRIL	5 MAY	6 JUNE	7 JULY
SUBPERIODS							
1 WKDAY SEASONAL PROFILE ENTRY	1.00	0.94	0.94	0.64	0.50	0.68	0.97
2 WKNIGHT SEASONAL PROFILE ENTRY	1.00	0.94	0.94	0.64	0.50	0.68	0.97
3 WKEND SEASONAL PROFILE ENTRY	1.00	1.00	1.00	1.00	1.00	1.00	1.00

SEASONAL PROFILE 452 Emis_27

SEASONS	8 AUGUST	9 SEPTEMBR	10 OCTOBER	11 NOVEMBER	12 DECEMBER
SUBPERIODS					
1 WKDAY SEASONAL PROFILE ENTRY	0.94	0.56	0.60	0.80	0.94
2 WKNIGHT SEASONAL PROFILE ENTRY	0.94	0.56	0.60	0.80	0.94
3 WKEND SEASONAL PROFILE ENTRY	1.00	1.00	1.00	1.00	1.00

SEASONAL PROFILE 453 Emis_28

SEASONS	1 JANUARY	2 FEBRUARY	3 MARCH	4 APRIL	5 MAY	6 JUNE	7 JULY
SUBPERIODS							
1 WKDAY SEASONAL PROFILE ENTRY	1.00	0.94	0.94	0.64	0.50	0.68	0.97
2 WKNIGHT SEASONAL PROFILE ENTRY	1.00	0.94	0.94	0.64	0.50	0.68	0.97
3 WKEND SEASONAL PROFILE ENTRY	1.00	1.00	1.00	1.00	1.00	1.00	1.00

SEASONAL PROFILE 453 Emis_28

SEASONS	8 AUGUST	9 SEPTEMBR	10 OCTOBER	11 NOVEMBER	12 DECEMBER
SUBPERIODS					
1 WKDAY SEASONAL PROFILE ENTRY	0.94	0.56	0.60	0.80	0.94
2 WKNIGHT SEASONAL PROFILE ENTRY	0.94	0.56	0.60	0.80	0.94
3 WKEND SEASONAL PROFILE ENTRY	1.00	1.00	1.00	1.00	1.00

SEASONAL PROFILE 454 Emis_29

SEASONS	1 JANUARY	2 FEBRUARY	3 MARCH	4 APRIL	5 MAY	6 JUNE	7 JULY

SUBPERIODS

1 WKDAY							
SEASONAL PROFILE ENTRY	1.00	0.94	0.94	0.64	0.50	0.68	0.97
2 WKNIGHT							
SEASONAL PROFILE ENTRY	1.00	0.94	0.94	0.64	0.50	0.68	0.97
3 WKEND							
SEASONAL PROFILE ENTRY	1.00	1.00	1.00	1.00	1.00	1.00	1.00

SEASONAL PROFILE 454 Emis_29

SEASONS	8	9	10	11	12
	AUGUST	SEPTEMBR	OCTOBER	NOVEMBER	DECEMBER
SUBPERIODS					
1 WKDAY					
SEASONAL PROFILE ENTRY	0.94	0.56	0.60	0.80	0.94
2 WKNIGHT					
SEASONAL PROFILE ENTRY	0.94	0.56	0.60	0.80	0.94
3 WKEND					
SEASONAL PROFILE ENTRY	1.00	1.00	1.00	1.00	1.00

SEASONAL PROFILE 455 Emis_30

SEASONS	1	2	3	4	5	6	7
	JANUARY	FEBRUARY	MARCH	APRIL	MAY	JUNE	JULY
SUBPERIODS							
1 WKDAY							
SEASONAL PROFILE ENTRY	1.00	0.94	0.94	0.64	0.50	0.68	0.97
2 WKNIGHT							
SEASONAL PROFILE ENTRY	1.00	0.94	0.94	0.64	0.50	0.68	0.97
3 WKEND							
SEASONAL PROFILE ENTRY	1.00	1.00	1.00	1.00	1.00	1.00	1.00

SEASONAL PROFILE 455 Emis_30

SEASONS	8	9	10	11	12
	AUGUST	SEPTEMBR	OCTOBER	NOVEMBER	DECEMBER
SUBPERIODS					
1 WKDAY					
SEASONAL PROFILE ENTRY	0.94	0.56	0.60	0.80	0.94
2 WKNIGHT					
SEASONAL PROFILE ENTRY	0.94	0.56	0.60	0.80	0.94
3 WKEND					
SEASONAL PROFILE ENTRY	1.00	1.00	1.00	1.00	1.00

AEP EAST
GENERATION AND FUEL MODULE
INPUT SUMMARY REPORT

QUALIFIER = GAF.INPUT.PARAMETERS.

SEASONAL PROFILE 456 Emis_31

SEASONS	1 JANUARY	2 FEBRUARY	3 MARCH	4 APRIL	5 MAY	6 JUNE	7 JULY
SUBPERIODS							
1 WKDAY SEASONAL PROFILE ENTRY	1.00	0.94	0.94	0.64	0.50	0.68	0.97
2 WKNIGHT SEASONAL PROFILE ENTRY	1.00	0.94	0.94	0.64	0.50	0.68	0.97
3 WKEND SEASONAL PROFILE ENTRY	1.00	1.00	1.00	1.00	1.00	1.00	1.00

SEASONAL PROFILE 456 Emis_31

SEASONS	8 AUGUST	9 SEPTEMBR	10 OCTOBER	11 NOVEMBER	12 DECEMBER
SUBPERIODS					
1 WKDAY SEASONAL PROFILE ENTRY	0.94	0.56	0.60	0.80	0.94
2 WKNIGHT SEASONAL PROFILE ENTRY	0.94	0.56	0.60	0.80	0.94
3 WKEND SEASONAL PROFILE ENTRY	1.00	1.00	1.00	1.00	1.00

SEASONAL PROFILE 457 Emis_32

SEASONS	1 JANUARY	2 FEBRUARY	3 MARCH	4 APRIL	5 MAY	6 JUNE	7 JULY
SUBPERIODS							
1 WKDAY SEASONAL PROFILE ENTRY	1.00	0.94	0.94	0.64	0.50	0.68	0.97
2 WKNIGHT SEASONAL PROFILE ENTRY	1.00	0.94	0.94	0.64	0.50	0.68	0.97
3 WKEND SEASONAL PROFILE ENTRY	1.00	1.00	1.00	1.00	1.00	1.00	1.00

SEASONAL PROFILE 457 Emis_32

SEASONS	8 AUGUST	9 SEPTEMBR	10 OCTOBER	11 NOVEMBER	12 DECEMBER
SUBPERIODS					
1 WKDAY SEASONAL PROFILE ENTRY	0.94	0.56	0.60	0.80	0.94
2 WKNIGHT SEASONAL PROFILE ENTRY	0.94	0.56	0.60	0.80	0.94
3 WKEND SEASONAL PROFILE ENTRY	1.00	1.00	1.00	1.00	1.00

SEASONAL PROFILE 458 Emis_33

SEASONS	1 JANUARY	2 FEBRUARY	3 MARCH	4 APRIL	5 MAY	6 JUNE	7 JULY
SUBPERIODS							
1 WKDAY SEASONAL PROFILE ENTRY	1.00	0.94	0.94	0.64	0.50	0.68	0.97
2 WKNIGHT SEASONAL PROFILE ENTRY	1.00	0.94	0.94	0.64	0.50	0.68	0.97
3 WKEND SEASONAL PROFILE ENTRY	1.00	1.00	1.00	1.00	1.00	1.00	1.00

SEASONAL PROFILE 458 Emis_33

SEASONS	8 AUGUST	9 SEPTEMBR	10 OCTOBER	11 NOVEMBER	12 DECEMBER
SUBPERIODS					
1 WKDAY SEASONAL PROFILE ENTRY	0.94	0.56	0.60	0.80	0.94
2 WKNIGHT SEASONAL PROFILE ENTRY	0.94	0.56	0.60	0.80	0.94
3 WKEND SEASONAL PROFILE ENTRY	1.00	1.00	1.00	1.00	1.00

SEASONAL PROFILE 459 Emis_34

SEASONS	1 JANUARY	2 FEBRUARY	3 MARCH	4 APRIL	5 MAY	6 JUNE	7 JULY

SUBPERIODS

1 WKDAY							
SEASONAL PROFILE ENTRY	1.00	0.94	0.94	0.64	0.50	0.68	0.97
2 WKNIGHT							
SEASONAL PROFILE ENTRY	1.00	0.94	0.94	0.64	0.50	0.68	0.97
3 WKEND							
SEASONAL PROFILE ENTRY	1.00	1.00	1.00	1.00	1.00	1.00	1.00

SEASONAL PROFILE 459 Emis_34

SEASONS	8 AUGUST	9 SEPTEMBR	10 OCTOBER	11 NOVEMBER	12 DECEMBER
SUBPERIODS					
1 WKDAY					
SEASONAL PROFILE ENTRY	0.94	0.56	0.60	0.80	0.94
2 WKNIGHT					
SEASONAL PROFILE ENTRY	0.94	0.56	0.60	0.80	0.94
3 WKEND					
SEASONAL PROFILE ENTRY	1.00	1.00	1.00	1.00	1.00

SEASONAL PROFILE 460 Emis_35

SEASONS	1 JANUARY	2 FEBRUARY	3 MARCH	4 APRIL	5 MAY	6 JUNE	7 JULY
SUBPERIODS							
1 WKDAY							
SEASONAL PROFILE ENTRY	1.00	0.94	0.94	0.64	0.50	0.68	0.97
2 WKNIGHT							
SEASONAL PROFILE ENTRY	1.00	0.94	0.94	0.64	0.50	0.68	0.97
3 WKEND							
SEASONAL PROFILE ENTRY	1.00	1.00	1.00	1.00	1.00	1.00	1.00

SEASONAL PROFILE 460 Emis_35

SEASONS	8 AUGUST	9 SEPTEMBR	10 OCTOBER	11 NOVEMBER	12 DECEMBER
SUBPERIODS					
1 WKDAY					
SEASONAL PROFILE ENTRY	0.94	0.56	0.60	0.80	0.94
2 WKNIGHT					
SEASONAL PROFILE ENTRY	0.94	0.56	0.60	0.80	0.94
3 WKEND					
SEASONAL PROFILE ENTRY	1.00	1.00	1.00	1.00	1.00

AEP EAST
GENERATION AND FUEL MODULE
INPUT SUMMARY REPORT

QUALIFIER = GAF.INPUT.PARAMETERS.

SEASONAL PROFILE 465 EE_2011

SEASONS	1 JANUARY	2 FEBRUARY	3 MARCH	4 APRIL	5 MAY	6 JUNE	7 JULY
SUBPERIODS							
1 WKDAY SEASONAL PROFILE ENTRY	0.97	0.76	0.76	0.67	0.63	0.87	0.98
2 WKNIGHT SEASONAL PROFILE ENTRY	0.97	0.76	0.76	0.67	0.63	0.87	0.98
3 WKEND SEASONAL PROFILE ENTRY	0.97	0.76	0.76	0.67	0.63	0.87	0.98

SEASONAL PROFILE 465 EE_2011

SEASONS	8 AUGUST	9 SEPTEMBR	10 OCTOBER	11 NOVEMBER	12 DECEMBER
SUBPERIODS					
1 WKDAY SEASONAL PROFILE ENTRY	1.00	0.70	0.73	0.86	0.90
2 WKNIGHT SEASONAL PROFILE ENTRY	1.00	0.70	0.73	0.86	0.90
3 WKEND SEASONAL PROFILE ENTRY	1.00	0.70	0.73	0.86	0.90

SEASONAL PROFILE 466 EE_2012

SEASONS	1 JANUARY	2 FEBRUARY	3 MARCH	4 APRIL	5 MAY	6 JUNE	7 JULY
SUBPERIODS							
1 WKDAY SEASONAL PROFILE ENTRY	0.98	0.75	0.76	0.67	0.67	0.96	1.00
2 WKNIGHT SEASONAL PROFILE ENTRY	0.98	0.75	0.76	0.67	0.67	0.96	1.00
3 WKEND SEASONAL PROFILE ENTRY	0.98	0.75	0.76	0.67	0.67	0.96	1.00

SEASONAL PROFILE 466 EE_2012

SEASONS	8 AUGUST	9 SEPTEMBR	10 OCTOBER	11 NOVEMBER	12 DECEMBER
SUBPERIODS					
1 WKDAY SEASONAL PROFILE ENTRY	0.94	0.74	0.71	0.83	0.97
2 WKNIGHT SEASONAL PROFILE ENTRY	0.94	0.74	0.71	0.83	0.97
3 WKEND SEASONAL PROFILE ENTRY	0.94	0.74	0.71	0.83	0.97

SEASONAL PROFILE 467 EE_2013

SEASONS	1 JANUARY	2 FEBRUARY	3 MARCH	4 APRIL	5 MAY	6 JUNE	7 JULY
SUBPERIODS							
1 WKDAY SEASONAL PROFILE ENTRY	0.86	0.73	0.69	0.61	0.56	0.82	0.99
2 WKNIGHT SEASONAL PROFILE ENTRY	0.86	0.73	0.69	0.61	0.56	0.82	0.99
3 WKEND SEASONAL PROFILE ENTRY	0.86	0.73	0.69	0.61	0.56	0.82	0.99

SEASONAL PROFILE 467 EE_2013

SEASONS	8 AUGUST	9 SEPTEMBR	10 OCTOBER	11 NOVEMBER	12 DECEMBER
SUBPERIODS					
1 WKDAY SEASONAL PROFILE ENTRY	1.00	0.88	0.64	0.81	0.86
2 WKNIGHT SEASONAL PROFILE ENTRY	1.00	0.88	0.64	0.81	0.86
3 WKEND SEASONAL PROFILE ENTRY	1.00	0.88	0.64	0.81	0.86

SEASONAL PROFILE 468 EE_2014

SEASONS	1 JANUARY	2 FEBRUARY	3 MARCH	4 APRIL	5 MAY	6 JUNE	7 JULY

SUBPERIODS

1 WKDAY							
SEASONAL PROFILE ENTRY	0.80	0.68	0.64	0.56	0.54	0.83	0.88
2 WKNIGHT							
SEASONAL PROFILE ENTRY	0.80	0.68	0.64	0.56	0.54	0.83	0.88
3 WKEND							
SEASONAL PROFILE ENTRY	0.80	0.68	0.64	0.56	0.54	0.83	0.88

SEASONAL PROFILE 468 EE_2014

SEASONS	8	9	10	11	12
	AUGUST	SEPTEMBR	OCTOBER	NOVEMBER	DECEMBER

SUBPERIODS

1 WKDAY					
SEASONAL PROFILE ENTRY	1.00	0.73	0.61	0.78	0.82
2 WKNIGHT					
SEASONAL PROFILE ENTRY	1.00	0.73	0.61	0.78	0.82
3 WKEND					
SEASONAL PROFILE ENTRY	1.00	0.73	0.61	0.78	0.82

SEASONAL PROFILE 469 EE_2015

SEASONS	1	2	3	4	5	6	7
	JANUARY	FEBRUARY	MARCH	APRIL	MAY	JUNE	JULY

SUBPERIODS

1 WKDAY							
SEASONAL PROFILE ENTRY	0.82	0.66	0.62	0.52	0.52	0.78	0.85
2 WKNIGHT							
SEASONAL PROFILE ENTRY	0.82	0.66	0.62	0.52	0.52	0.78	0.85
3 WKEND							
SEASONAL PROFILE ENTRY	0.82	0.66	0.62	0.52	0.52	0.78	0.85

SEASONAL PROFILE 469 EE_2015

SEASONS	8	9	10	11	12
	AUGUST	SEPTEMBR	OCTOBER	NOVEMBER	DECEMBER

SUBPERIODS

1 WKDAY					
SEASONAL PROFILE ENTRY	1.00	0.69	0.56	0.74	0.79
2 WKNIGHT					
SEASONAL PROFILE ENTRY	1.00	0.69	0.56	0.74	0.79
3 WKEND					
SEASONAL PROFILE ENTRY	1.00	0.69	0.56	0.74	0.79

AEP EAST
GENERATION AND FUEL MODULE
INPUT SUMMARY REPORT

QUALIFIER = GAF.INPUT.PARAMETERS.

SEASONAL PROFILE 470 EE_2016

SEASONS	1 JANUARY	2 FEBRUARY	3 MARCH	4 APRIL	5 MAY	6 JUNE	7 JULY
SUBPERIODS							
1 WKDAY SEASONAL PROFILE ENTRY	0.83	0.67	0.65	0.53	0.53	0.82	0.94
2 WKNIGHT SEASONAL PROFILE ENTRY	0.83	0.67	0.65	0.53	0.53	0.82	0.94
3 WKEND SEASONAL PROFILE ENTRY	0.83	0.67	0.65	0.53	0.53	0.82	0.94

SEASONAL PROFILE 470 EE_2016

SEASONS	8 AUGUST	9 SEPTEMBR	10 OCTOBER	11 NOVEMBER	12 DECEMBER
SUBPERIODS					
1 WKDAY SEASONAL PROFILE ENTRY	1.00	0.68	0.61	0.77	0.81
2 WKNIGHT SEASONAL PROFILE ENTRY	1.00	0.68	0.61	0.77	0.81
3 WKEND SEASONAL PROFILE ENTRY	1.00	0.68	0.61	0.77	0.81

SEASONAL PROFILE 471 EE_2017

SEASONS	1 JANUARY	2 FEBRUARY	3 MARCH	4 APRIL	5 MAY	6 JUNE	7 JULY
SUBPERIODS							
1 WKDAY SEASONAL PROFILE ENTRY	0.84	0.72	0.69	0.58	0.61	0.92	1.00
2 WKNIGHT SEASONAL PROFILE ENTRY	0.84	0.72	0.69	0.58	0.61	0.92	1.00
3 WKEND SEASONAL PROFILE ENTRY	0.84	0.72	0.69	0.58	0.61	0.92	1.00

SEASONAL PROFILE 471 EE_2017

SEASONS	8 AUGUST	9 SEPTEMBR	10 OCTOBER	11 NOVEMBER	12 DECEMBER
SUBPERIODS					
1 WKDAY SEASONAL PROFILE ENTRY	0.98	0.70	0.70	0.81	0.83
2 WKNIGHT SEASONAL PROFILE ENTRY	0.98	0.70	0.70	0.81	0.83
3 WKEND SEASONAL PROFILE ENTRY	0.98	0.70	0.70	0.81	0.83

SEASONAL PROFILE 472 EE_2018

SEASONS	1 JANUARY	2 FEBRUARY	3 MARCH	4 APRIL	5 MAY	6 JUNE	7 JULY
SUBPERIODS							
1 WKDAY SEASONAL PROFILE ENTRY	0.79	0.69	0.62	0.56	0.57	0.81	0.95
2 WKNIGHT SEASONAL PROFILE ENTRY	0.79	0.69	0.62	0.56	0.57	0.81	0.95
3 WKEND SEASONAL PROFILE ENTRY	0.79	0.69	0.62	0.56	0.57	0.81	0.95

SEASONAL PROFILE 472 EE_2018

SEASONS	8 AUGUST	9 SEPTEMBR	10 OCTOBER	11 NOVEMBER	12 DECEMBER
SUBPERIODS					
1 WKDAY SEASONAL PROFILE ENTRY	1.00	0.73	0.65	0.71	0.85
2 WKNIGHT SEASONAL PROFILE ENTRY	1.00	0.73	0.65	0.71	0.85
3 WKEND SEASONAL PROFILE ENTRY	1.00	0.73	0.65	0.71	0.85

SEASONAL PROFILE 473 EE_2019

SEASONS	1 JANUARY	2 FEBRUARY	3 MARCH	4 APRIL	5 MAY	6 JUNE	7 JULY

SUBPERIODS

1 WKDAY							
SEASONAL PROFILE ENTRY	0.80	0.69	0.64	0.55	0.53	0.82	0.98
2 WKNIGHT							
SEASONAL PROFILE ENTRY	0.80	0.69	0.64	0.55	0.53	0.82	0.98
3 WKEND							
SEASONAL PROFILE ENTRY	0.80	0.69	0.64	0.55	0.53	0.82	0.98

SEASONAL PROFILE 473 EE_2019

SEASONS	8 AUGUST	9 SEPTEMBR	10 OCTOBER	11 NOVEMBER	12 DECEMBER
SUBPERIODS					
1 WKDAY					
SEASONAL PROFILE ENTRY	1.00	0.71	0.62	0.75	0.83
2 WKNIGHT					
SEASONAL PROFILE ENTRY	1.00	0.71	0.62	0.75	0.83
3 WKEND					
SEASONAL PROFILE ENTRY	1.00	0.71	0.62	0.75	0.83

SEASONAL PROFILE 474 EE_2020

SEASONS	1 JANUARY	2 FEBRUARY	3 MARCH	4 APRIL	5 MAY	6 JUNE	7 JULY
SUBPERIODS							
1 WKDAY							
SEASONAL PROFILE ENTRY	0.76	0.65	0.60	0.52	0.51	0.83	0.90
2 WKNIGHT							
SEASONAL PROFILE ENTRY	0.76	0.65	0.60	0.52	0.51	0.83	0.90
3 WKEND							
SEASONAL PROFILE ENTRY	0.76	0.65	0.60	0.52	0.51	0.83	0.90

SEASONAL PROFILE 474 EE_2020

SEASONS	8 AUGUST	9 SEPTEMBR	10 OCTOBER	11 NOVEMBER	12 DECEMBER
SUBPERIODS					
1 WKDAY					
SEASONAL PROFILE ENTRY	1.00	0.67	0.59	0.73	0.78
2 WKNIGHT					
SEASONAL PROFILE ENTRY	1.00	0.67	0.59	0.73	0.78
3 WKEND					
SEASONAL PROFILE ENTRY	1.00	0.67	0.59	0.73	0.78

AEP EAST
GENERATION AND FUEL MODULE
INPUT SUMMARY REPORT

QUALIFIER = GAF.INPUT.PARAMETERS.

SEASONAL PROFILE 475 EE_2021

SEASONS	1 JANUARY	2 FEBRUARY	3 MARCH	4 APRIL	5 MAY	6 JUNE	7 JULY
SUBPERIODS							
1 WKDAY SEASONAL PROFILE ENTRY	0.76	0.68	0.63	0.53	0.53	0.87	1.00
2 WKNIGHT SEASONAL PROFILE ENTRY	0.76	0.68	0.63	0.53	0.53	0.87	1.00
3 WKEND SEASONAL PROFILE ENTRY	0.76	0.68	0.63	0.53	0.53	0.87	1.00

SEASONAL PROFILE 475 EE_2021

SEASONS	8 AUGUST	9 SEPTEMBR	10 OCTOBER	11 NOVEMBER	12 DECEMBER
SUBPERIODS					
1 WKDAY SEASONAL PROFILE ENTRY	1.00	0.74	0.62	0.76	0.80
2 WKNIGHT SEASONAL PROFILE ENTRY	1.00	0.74	0.62	0.76	0.80
3 WKEND SEASONAL PROFILE ENTRY	1.00	0.74	0.62	0.76	0.80

SEASONAL PROFILE 476 EE_2022

SEASONS	1 JANUARY	2 FEBRUARY	3 MARCH	4 APRIL	5 MAY	6 JUNE	7 JULY
SUBPERIODS							
1 WKDAY SEASONAL PROFILE ENTRY	0.77	0.68	0.62	0.54	0.52	0.85	0.98
2 WKNIGHT SEASONAL PROFILE ENTRY	0.77	0.68	0.62	0.54	0.52	0.85	0.98
3 WKEND SEASONAL PROFILE ENTRY	0.77	0.68	0.62	0.54	0.52	0.85	0.98

SEASONAL PROFILE 476 EE_2022

SEASONS	8 AUGUST	9 SEPTEMBR	10 OCTOBER	11 NOVEMBER	12 DECEMBER
SUBPERIODS					
1 WKDAY SEASONAL PROFILE ENTRY	1.00	0.69	0.60	0.75	0.79
2 WKNIGHT SEASONAL PROFILE ENTRY	1.00	0.69	0.60	0.75	0.79
3 WKEND SEASONAL PROFILE ENTRY	1.00	0.69	0.60	0.75	0.79

SEASONAL PROFILE 477 EE_2023

SEASONS	1 JANUARY	2 FEBRUARY	3 MARCH	4 APRIL	5 MAY	6 JUNE	7 JULY
SUBPERIODS							
1 WKDAY SEASONAL PROFILE ENTRY	0.76	0.67	0.62	0.53	0.52	0.86	0.99
2 WKNIGHT SEASONAL PROFILE ENTRY	0.76	0.67	0.62	0.53	0.52	0.86	0.99
3 WKEND SEASONAL PROFILE ENTRY	0.76	0.67	0.62	0.53	0.52	0.86	0.99

SEASONAL PROFILE 477 EE_2023

SEASONS	8 AUGUST	9 SEPTEMBR	10 OCTOBER	11 NOVEMBER	12 DECEMBER
SUBPERIODS					
1 WKDAY SEASONAL PROFILE ENTRY	1.00	0.73	0.64	0.76	0.79
2 WKNIGHT SEASONAL PROFILE ENTRY	1.00	0.73	0.64	0.76	0.79
3 WKEND SEASONAL PROFILE ENTRY	1.00	0.73	0.64	0.76	0.79

SEASONAL PROFILE 478 EE_2024

SEASONS	1 JANUARY	2 FEBRUARY	3 MARCH	4 APRIL	5 MAY	6 JUNE	7 JULY

SUBPERIODS

1 WKDAY							
SEASONAL PROFILE ENTRY	0.74	0.67	0.62	0.53	0.52	0.80	0.95
2 WKNIGHT							
SEASONAL PROFILE ENTRY	0.74	0.67	0.62	0.53	0.52	0.80	0.95
3 WKEND							
SEASONAL PROFILE ENTRY	0.74	0.67	0.62	0.53	0.52	0.80	0.95

SEASONAL PROFILE 478 EE_2024

SEASONS	8	9	10	11	12
	AUGUST	SEPTEMBR	OCTOBER	NOVEMBER	DECEMBER
SUBPERIODS					
1 WKDAY					
SEASONAL PROFILE ENTRY	1.00	0.73	0.60	0.74	0.77
2 WKNIGHT					
SEASONAL PROFILE ENTRY	1.00	0.73	0.60	0.74	0.77
3 WKEND					
SEASONAL PROFILE ENTRY	1.00	0.73	0.60	0.74	0.77

SEASONAL PROFILE 479 EE_2025

SEASONS	1	2	3	4	5	6	7
	JANUARY	FEBRUARY	MARCH	APRIL	MAY	JUNE	JULY
SUBPERIODS							
1 WKDAY							
SEASONAL PROFILE ENTRY	0.74	0.66	0.62	0.53	0.52	0.79	0.93
2 WKNIGHT							
SEASONAL PROFILE ENTRY	0.74	0.66	0.62	0.53	0.52	0.79	0.93
3 WKEND							
SEASONAL PROFILE ENTRY	0.74	0.66	0.62	0.53	0.52	0.79	0.93

SEASONAL PROFILE 479 EE_2025

SEASONS	8	9	10	11	12
	AUGUST	SEPTEMBR	OCTOBER	NOVEMBER	DECEMBER
SUBPERIODS					
1 WKDAY					
SEASONAL PROFILE ENTRY	1.00	0.73	0.60	0.74	0.77
2 WKNIGHT					
SEASONAL PROFILE ENTRY	1.00	0.73	0.60	0.74	0.77
3 WKEND					
SEASONAL PROFILE ENTRY	1.00	0.73	0.60	0.74	0.77

AEP EAST
GENERATION AND FUEL MODULE
INPUT SUMMARY REPORT

QUALIFIER = GAF.INPUT.PARAMETERS.

SEASONAL PROFILE 480 EE_2026

SEASONS	1 JANUARY	2 FEBRUARY	3 MARCH	4 APRIL	5 MAY	6 JUNE	7 JULY
SUBPERIODS							
1 WKDAY SEASONAL PROFILE ENTRY	0.75	0.67	0.62	0.53	0.52	0.81	0.95
2 WKNIGHT SEASONAL PROFILE ENTRY	0.75	0.67	0.62	0.53	0.52	0.81	0.95
3 WKEND SEASONAL PROFILE ENTRY	0.75	0.67	0.62	0.53	0.52	0.81	0.95

SEASONAL PROFILE 480 EE_2026

SEASONS	8 AUGUST	9 SEPTEMBR	10 OCTOBER	11 NOVEMBER	12 DECEMBER
SUBPERIODS					
1 WKDAY SEASONAL PROFILE ENTRY	1.00	0.72	0.60	0.75	0.78
2 WKNIGHT SEASONAL PROFILE ENTRY	1.00	0.72	0.60	0.75	0.78
3 WKEND SEASONAL PROFILE ENTRY	1.00	0.72	0.60	0.75	0.78

SEASONAL PROFILE 481 EE_2027

SEASONS	1 JANUARY	2 FEBRUARY	3 MARCH	4 APRIL	5 MAY	6 JUNE	7 JULY
SUBPERIODS							
1 WKDAY SEASONAL PROFILE ENTRY	0.75	0.67	0.62	0.53	0.52	0.81	0.94
2 WKNIGHT SEASONAL PROFILE ENTRY	0.75	0.67	0.62	0.53	0.52	0.81	0.94
3 WKEND SEASONAL PROFILE ENTRY	0.75	0.67	0.62	0.53	0.52	0.81	0.94

SEASONAL PROFILE 481 EE_2027

SEASONS	8 AUGUST	9 SEPTEMBR	10 OCTOBER	11 NOVEMBER	12 DECEMBER
SUBPERIODS					
1 WKDAY SEASONAL PROFILE ENTRY	1.00	0.71	0.60	0.75	0.78
2 WKNIGHT SEASONAL PROFILE ENTRY	1.00	0.71	0.60	0.75	0.78
3 WKEND SEASONAL PROFILE ENTRY	1.00	0.71	0.60	0.75	0.78

SEASONAL PROFILE 482 EE_2028

SEASONS	1 JANUARY	2 FEBRUARY	3 MARCH	4 APRIL	5 MAY	6 JUNE	7 JULY
SUBPERIODS							
1 WKDAY SEASONAL PROFILE ENTRY	0.75	0.67	0.62	0.54	0.53	0.87	1.00
2 WKNIGHT SEASONAL PROFILE ENTRY	0.75	0.67	0.62	0.54	0.53	0.87	1.00
3 WKEND SEASONAL PROFILE ENTRY	0.75	0.67	0.62	0.54	0.53	0.87	1.00

SEASONAL PROFILE 482 EE_2028

SEASONS	8 AUGUST	9 SEPTEMBR	10 OCTOBER	11 NOVEMBER	12 DECEMBER
SUBPERIODS					
1 WKDAY SEASONAL PROFILE ENTRY	0.99	0.69	0.61	0.76	0.80
2 WKNIGHT SEASONAL PROFILE ENTRY	0.99	0.69	0.61	0.76	0.80
3 WKEND SEASONAL PROFILE ENTRY	0.99	0.69	0.61	0.76	0.80

SEASONAL PROFILE 483 EE_2029

SEASONS	1 JANUARY	2 FEBRUARY	3 MARCH	4 APRIL	5 MAY	6 JUNE	7 JULY

SUBPERIODS

1 WKDAY							
SEASONAL PROFILE ENTRY	0.73	0.67	0.62	0.53	0.52	0.78	0.95
2 WKNIGHT							
SEASONAL PROFILE ENTRY	0.73	0.67	0.62	0.53	0.52	0.78	0.95
3 WKEND							
SEASONAL PROFILE ENTRY	0.73	0.67	0.62	0.53	0.52	0.78	0.95

SEASONAL PROFILE 483 EE_2029

SEASONS	8	9	10	11	12
	AUGUST	SEPTEMBR	OCTOBER	NOVEMBER	DECEMBER

SUBPERIODS

1 WKDAY					
SEASONAL PROFILE ENTRY	1.00	0.73	0.60	0.73	0.77
2 WKNIGHT					
SEASONAL PROFILE ENTRY	1.00	0.73	0.60	0.73	0.77
3 WKEND					
SEASONAL PROFILE ENTRY	1.00	0.73	0.60	0.73	0.77

SEASONAL PROFILE 484 EE_2030

SEASONS	1	2	3	4	5	6	7
	JANUARY	FEBRUARY	MARCH	APRIL	MAY	JUNE	JULY

SUBPERIODS

1 WKDAY							
SEASONAL PROFILE ENTRY	0.75	0.68	0.63	0.54	0.52	0.80	0.97
2 WKNIGHT							
SEASONAL PROFILE ENTRY	0.75	0.68	0.63	0.54	0.52	0.80	0.97
3 WKEND							
SEASONAL PROFILE ENTRY	0.75	0.68	0.63	0.54	0.52	0.80	0.97

SEASONAL PROFILE 484 EE_2030

SEASONS	8	9	10	11	12
	AUGUST	SEPTEMBR	OCTOBER	NOVEMBER	DECEMBER

SUBPERIODS

1 WKDAY					
SEASONAL PROFILE ENTRY	1.00	0.74	0.60	0.75	0.78
2 WKNIGHT					
SEASONAL PROFILE ENTRY	1.00	0.74	0.60	0.75	0.78
3 WKEND					
SEASONAL PROFILE ENTRY	1.00	0.74	0.60	0.75	0.78

AEP EAST
GENERATION AND FUEL MODULE
INPUT SUMMARY REPORT

QUALIFIER = GAF.INPUT.PARAMETERS.

SEASONAL PROFILE 485 EE_2031

SEASONS	1 JANUARY	2 FEBRUARY	3 MARCH	4 APRIL	5 MAY	6 JUNE	7 JULY
SUBPERIODS							
1 WKDAY SEASONAL PROFILE ENTRY	0.75	0.68	0.63	0.54	0.52	0.79	0.97
2 WKNIGHT SEASONAL PROFILE ENTRY	0.75	0.68	0.63	0.54	0.52	0.79	0.97
3 WKEND SEASONAL PROFILE ENTRY	0.75	0.68	0.63	0.54	0.52	0.79	0.97

SEASONAL PROFILE 485 EE_2031

SEASONS	8 AUGUST	9 SEPTEMBR	10 OCTOBER	11 NOVEMBER	12 DECEMBER
SUBPERIODS					
1 WKDAY SEASONAL PROFILE ENTRY	1.00	0.75	0.60	0.75	0.78
2 WKNIGHT SEASONAL PROFILE ENTRY	1.00	0.75	0.60	0.75	0.78
3 WKEND SEASONAL PROFILE ENTRY	1.00	0.75	0.60	0.75	0.78

SEASONAL PROFILE 486 EE_2032

SEASONS	1 JANUARY	2 FEBRUARY	3 MARCH	4 APRIL	5 MAY	6 JUNE	7 JULY
SUBPERIODS							
1 WKDAY SEASONAL PROFILE ENTRY	0.75	0.68	0.63	0.54	0.53	0.79	0.98
2 WKNIGHT SEASONAL PROFILE ENTRY	0.75	0.68	0.63	0.54	0.53	0.79	0.98
3 WKEND SEASONAL PROFILE ENTRY	0.75	0.68	0.63	0.54	0.53	0.79	0.98

SEASONAL PROFILE 486 EE_2032

SEASONS	8 AUGUST	9 SEPTEMBR	10 OCTOBER	11 NOVEMBER	12 DECEMBER
SUBPERIODS					
1 WKDAY SEASONAL PROFILE ENTRY	1.00	0.76	0.60	0.75	0.78
2 WKNIGHT SEASONAL PROFILE ENTRY	1.00	0.76	0.60	0.75	0.78
3 WKEND SEASONAL PROFILE ENTRY	1.00	0.76	0.60	0.75	0.78

SEASONAL PROFILE 487 EE_2033

SEASONS	1 JANUARY	2 FEBRUARY	3 MARCH	4 APRIL	5 MAY	6 JUNE	7 JULY
SUBPERIODS							
1 WKDAY SEASONAL PROFILE ENTRY	0.75	0.68	0.63	0.54	0.52	0.77	0.98
2 WKNIGHT SEASONAL PROFILE ENTRY	0.75	0.68	0.63	0.54	0.52	0.77	0.98
3 WKEND SEASONAL PROFILE ENTRY	0.75	0.68	0.63	0.54	0.52	0.77	0.98

SEASONAL PROFILE 487 EE_2033

SEASONS	8 AUGUST	9 SEPTEMBR	10 OCTOBER	11 NOVEMBER	12 DECEMBER
SUBPERIODS					
1 WKDAY SEASONAL PROFILE ENTRY	1.00	0.77	0.60	0.74	0.77
2 WKNIGHT SEASONAL PROFILE ENTRY	1.00	0.77	0.60	0.74	0.77
3 WKEND SEASONAL PROFILE ENTRY	1.00	0.77	0.60	0.74	0.77

SEASONAL PROFILE 488 EE_2034

SEASONS	1 JANUARY	2 FEBRUARY	3 MARCH	4 APRIL	5 MAY	6 JUNE	7 JULY

SUBPERIODS

1 WKDAY							
SEASONAL PROFILE ENTRY	0.75	0.68	0.63	0.54	0.52	0.77	0.98
2 WKNIGHT							
SEASONAL PROFILE ENTRY	0.75	0.68	0.63	0.54	0.52	0.77	0.98
3 WKEND							
SEASONAL PROFILE ENTRY	0.75	0.68	0.63	0.54	0.52	0.77	0.98

SEASONAL PROFILE 488 EE_2034

SEASONS	8	9	10	11	12
	AUGUST	SEPTEMBR	OCTOBER	NOVEMBER	DECEMBER
SUBPERIODS					
1 WKDAY					
SEASONAL PROFILE ENTRY	1.00	0.78	0.60	0.75	0.77
2 WKNIGHT					
SEASONAL PROFILE ENTRY	1.00	0.78	0.60	0.75	0.77
3 WKEND					
SEASONAL PROFILE ENTRY	1.00	0.78	0.60	0.75	0.77

SEASONAL PROFILE 489 EE_2035

SEASONS	1	2	3	4	5	6	7
	JANUARY	FEBRUARY	MARCH	APRIL	MAY	JUNE	JULY
SUBPERIODS							
1 WKDAY							
SEASONAL PROFILE ENTRY	0.75	0.69	0.63	0.54	0.53	0.77	0.99
2 WKNIGHT							
SEASONAL PROFILE ENTRY	0.75	0.69	0.63	0.54	0.53	0.77	0.99
3 WKEND							
SEASONAL PROFILE ENTRY	0.75	0.69	0.63	0.54	0.53	0.77	0.99

SEASONAL PROFILE 489 EE_2035

SEASONS	8	9	10	11	12
	AUGUST	SEPTEMBR	OCTOBER	NOVEMBER	DECEMBER
SUBPERIODS					
1 WKDAY					
SEASONAL PROFILE ENTRY	1.00	0.79	0.60	0.75	0.77
2 WKNIGHT					
SEASONAL PROFILE ENTRY	1.00	0.79	0.60	0.75	0.77
3 WKEND					
SEASONAL PROFILE ENTRY	1.00	0.79	0.60	0.75	0.77

AEP EAST
GENERATION AND FUEL MODULE
INPUT SUMMARY REPORT

QUALIFIER = GAF.INPUT.PARAMETERS.

SEASONAL PROFILE 490 EE_2036

SEASONS	1 JANUARY	2 FEBRUARY	3 MARCH	4 APRIL	5 MAY	6 JUNE	7 JULY
SUBPERIODS							
1 WKDAY SEASONAL PROFILE ENTRY	0.75	0.69	0.64	0.54	0.53	0.76	0.99
2 WKNIGHT SEASONAL PROFILE ENTRY	0.75	0.69	0.64	0.54	0.53	0.76	0.99
3 WKEND SEASONAL PROFILE ENTRY	0.75	0.69	0.64	0.54	0.53	0.76	0.99

SEASONAL PROFILE 490 EE_2036

SEASONS	8 AUGUST	9 SEPTEMBR	10 OCTOBER	11 NOVEMBER	12 DECEMBER
SUBPERIODS					
1 WKDAY SEASONAL PROFILE ENTRY	1.00	0.81	0.59	0.75	0.77
2 WKNIGHT SEASONAL PROFILE ENTRY	1.00	0.81	0.59	0.75	0.77
3 WKEND SEASONAL PROFILE ENTRY	1.00	0.81	0.59	0.75	0.77

SEASONAL PROFILE 491 EE_2037

SEASONS	1 JANUARY	2 FEBRUARY	3 MARCH	4 APRIL	5 MAY	6 JUNE	7 JULY
SUBPERIODS							
1 WKDAY SEASONAL PROFILE ENTRY	0.75	0.69	0.64	0.54	0.53	0.75	0.99
2 WKNIGHT SEASONAL PROFILE ENTRY	0.75	0.69	0.64	0.54	0.53	0.75	0.99
3 WKEND SEASONAL PROFILE ENTRY	0.75	0.69	0.64	0.54	0.53	0.75	0.99

SEASONAL PROFILE 491 EE_2037

SEASONS	8 AUGUST	9 SEPTEMBR	10 OCTOBER	11 NOVEMBER	12 DECEMBER
SUBPERIODS					
1 WKDAY SEASONAL PROFILE ENTRY	1.00	0.82	0.59	0.75	0.76
2 WKNIGHT SEASONAL PROFILE ENTRY	1.00	0.82	0.59	0.75	0.76
3 WKEND SEASONAL PROFILE ENTRY	1.00	0.82	0.59	0.75	0.76

SEASONAL PROFILE 492 EE_2038

SEASONS	1 JANUARY	2 FEBRUARY	3 MARCH	4 APRIL	5 MAY	6 JUNE	7 JULY
SUBPERIODS							
1 WKDAY SEASONAL PROFILE ENTRY	0.75	0.69	0.64	0.54	0.53	0.75	1.00
2 WKNIGHT SEASONAL PROFILE ENTRY	0.75	0.69	0.64	0.54	0.53	0.75	1.00
3 WKEND SEASONAL PROFILE ENTRY	0.75	0.69	0.64	0.54	0.53	0.75	1.00

SEASONAL PROFILE 492 EE_2038

SEASONS	8 AUGUST	9 SEPTEMBR	10 OCTOBER	11 NOVEMBER	12 DECEMBER
SUBPERIODS					
1 WKDAY SEASONAL PROFILE ENTRY	1.00	0.83	0.59	0.75	0.76
2 WKNIGHT SEASONAL PROFILE ENTRY	1.00	0.83	0.59	0.75	0.76
3 WKEND SEASONAL PROFILE ENTRY	1.00	0.83	0.59	0.75	0.76

SEASONAL PROFILE 493 EE_2039

SEASONS	1 JANUARY	2 FEBRUARY	3 MARCH	4 APRIL	5 MAY	6 JUNE	7 JULY

SUBPERIODS

1 WKDAY							
SEASONAL PROFILE ENTRY	0.75	0.69	0.64	0.54	0.52	0.74	1.00
2 WKNIGHT							
SEASONAL PROFILE ENTRY	0.75	0.69	0.64	0.54	0.52	0.74	1.00
3 WKEND							
SEASONAL PROFILE ENTRY	0.75	0.69	0.64	0.54	0.52	0.74	1.00

SEASONAL PROFILE 493 EE_2039

SEASONS	8	9	10	11	12
	AUGUST	SEPTEMBR	OCTOBER	NOVEMBER	DECEMBER

SUBPERIODS

1 WKDAY					
SEASONAL PROFILE ENTRY	1.00	0.84	0.59	0.75	0.76
2 WKNIGHT					
SEASONAL PROFILE ENTRY	1.00	0.84	0.59	0.75	0.76
3 WKEND					
SEASONAL PROFILE ENTRY	1.00	0.84	0.59	0.75	0.76

SEASONAL PROFILE 494 EE_2040

SEASONS	1	2	3	4	5	6	7
	JANUARY	FEBRUARY	MARCH	APRIL	MAY	JUNE	JULY

SUBPERIODS

1 WKDAY							
SEASONAL PROFILE ENTRY	0.75	0.69	0.64	0.54	0.52	0.73	1.00
2 WKNIGHT							
SEASONAL PROFILE ENTRY	0.75	0.69	0.64	0.54	0.52	0.73	1.00
3 WKEND							
SEASONAL PROFILE ENTRY	0.75	0.69	0.64	0.54	0.52	0.73	1.00

SEASONAL PROFILE 494 EE_2040

SEASONS	8	9	10	11	12
	AUGUST	SEPTEMBR	OCTOBER	NOVEMBER	DECEMBER

SUBPERIODS

1 WKDAY					
SEASONAL PROFILE ENTRY	1.00	0.85	0.59	0.75	0.75
2 WKNIGHT					
SEASONAL PROFILE ENTRY	1.00	0.85	0.59	0.75	0.75
3 WKEND					
SEASONAL PROFILE ENTRY	1.00	0.85	0.59	0.75	0.75

AEP EAST
GENERATION AND FUEL MODULE
INPUT SUMMARY REPORT

QUALIFIER = GAF.INPUT.PARAMETERS.

SEASONAL PROFILE 749 NOX_11

SEASONS	1 JANUARY	2 FEBRUARY	3 MARCH	4 APRIL	5 MAY	6 JUNE	7 JULY
SUBPERIODS							
1 WKDAY SEASONAL PROFILE ENTRY	2800.00	2800.00	2800.00	2800.00	2000.00	2000.00	2000.00
2 WKNIGHT SEASONAL PROFILE ENTRY	2800.00	2800.00	2800.00	2800.00	2000.00	2000.00	2000.00
3 WKEND SEASONAL PROFILE ENTRY	1.00	1.00	1.00	1.00	1.00	1.00	1.00

SEASONAL PROFILE 749 NOX_11

SEASONS	8 AUGUST	9 SEPTEMBR	10 OCTOBER	11 NOVEMBER	12 DECEMBER
SUBPERIODS					
1 WKDAY SEASONAL PROFILE ENTRY	2000.00	2000.00	2800.00	2800.00	2800.00
2 WKNIGHT SEASONAL PROFILE ENTRY	2000.00	2000.00	2800.00	2800.00	2800.00
3 WKEND SEASONAL PROFILE ENTRY	1.00	1.00	1.00	1.00	1.00

SEASONAL PROFILE 750 NOX_12

SEASONS	1 JANUARY	2 FEBRUARY	3 MARCH	4 APRIL	5 MAY	6 JUNE	7 JULY
SUBPERIODS							
1 WKDAY SEASONAL PROFILE ENTRY	2500.00	2500.00	2500.00	2500.00	2000.00	2000.00	2000.00
2 WKNIGHT SEASONAL PROFILE ENTRY	2500.00	2500.00	2500.00	2500.00	2000.00	2000.00	2000.00
3 WKEND SEASONAL PROFILE ENTRY	1.00	1.00	1.00	1.00	1.00	1.00	1.00

SEASONAL PROFILE 750 NOX_12

SEASONS	8 AUGUST	9 SEPTEMBR	10 OCTOBER	11 NOVEMBER	12 DECEMBER
SUBPERIODS					
1 WKDAY SEASONAL PROFILE ENTRY	2000.00	2500.00	2500.00	2500.00	2500.00
2 WKNIGHT SEASONAL PROFILE ENTRY	2000.00	2500.00	2500.00	2500.00	2500.00
3 WKEND SEASONAL PROFILE ENTRY	1.00	1.00	1.00	1.00	1.00

SEASONAL PROFILE 751 NOX13_14

SEASONS	1 JANUARY	2 FEBRUARY	3 MARCH	4 APRIL	5 MAY	6 JUNE	7 JULY
SUBPERIODS							
1 WKDAY SEASONAL PROFILE ENTRY	2200.00	2200.00	2200.00	2200.00	2000.00	2000.00	2000.00
2 WKNIGHT SEASONAL PROFILE ENTRY	2200.00	2200.00	2200.00	2200.00	2000.00	2000.00	2000.00
3 WKEND SEASONAL PROFILE ENTRY	1.00	1.00	1.00	1.00	1.00	1.00	1.00

SEASONAL PROFILE 751 NOX13_14

SEASONS	8 AUGUST	9 SEPTEMBR	10 OCTOBER	11 NOVEMBER	12 DECEMBER
SUBPERIODS					
1 WKDAY SEASONAL PROFILE ENTRY	2000.00	2000.00	2200.00	2200.00	2200.00
2 WKNIGHT SEASONAL PROFILE ENTRY	2000.00	2000.00	2200.00	2200.00	2200.00
3 WKEND SEASONAL PROFILE ENTRY	1.00	1.00	1.00	1.00	1.00

SEASONAL PROFILE 752 NOX_15

SEASONS	1 JANUARY	2 FEBRUARY	3 MARCH	4 APRIL	5 MAY	6 JUNE	7 JULY

SUBPERIODS

1 WKDAY							
SEASONAL PROFILE ENTRY	2300.00	2300.00	2300.00	2300.00	2000.00	2000.00	2000.00
2 WKNIGHT							
SEASONAL PROFILE ENTRY	2300.00	2300.00	2300.00	2300.00	2000.00	2000.00	2000.00
3 WKEND							
SEASONAL PROFILE ENTRY	1.00	1.00	1.00	1.00	1.00	1.00	1.00

SEASONAL PROFILE 752 NOX_15

SEASONS	8	9	10	11	12
	AUGUST	SEPTEMBR	OCTOBER	NOVEMBER	DECEMBER

SUBPERIODS

1 WKDAY					
SEASONAL PROFILE ENTRY	2000.00	2300.00	2300.00	2300.00	2300.00
2 WKNIGHT					
SEASONAL PROFILE ENTRY	2000.00	2300.00	2300.00	2300.00	2300.00
3 WKEND					
SEASONAL PROFILE ENTRY	1.00	1.00	1.00	1.00	1.00

AEP EAST
GENERATION AND FUEL MODULE
INPUT SUMMARY REPORT

QUALIFIER = GAF.INPUT.COMPANY.

GENERATING COMPANIES		1 OPCO+CSP	2 I&M	3 APCO	4 KPCO
DEFERRAL CAPACITY SWITCH		3	3	3	3
DEFERRAL CAPACITY WEIGHTING	%	0.00	0.00	0.00	0.00
EMERGENCY AIR BASIN POINTER		1	1	1	1
ESCALATION DUMP ENERGY PRICE					
ESCALATION EMERGENCY CUST IMPACT					
ESCALATION EMERGENCY DISP COST					
ESCALATION EMERGENCY ENERGY COST					
MARGINAL COST CURVE SELECTION		1	1	1	1

AEP EAST
GENERATION AND FUEL MODULE
INPUT SUMMARY REPORT

QUALIFIER = GAF.INPUT.COMPANY.

GENERATING COMPANIES		1 OPCO+CSP	2 I&M	3 APCO	4 KPCO
-------- YEAR 2011 --------					
CAPABILITY ADJUSTMENT	MW	-669.00	-687.00	-347.00	-205.00
COMMITMENT LEVEL	%-MW	65.00	65.00	65.00	65.00
DUMP ENERGY SALE PRICE	$/MWH	17.48	17.48	17.48	17.48
EMERGENCY CUSTOMER IMPACT	$/MWH	-1.00	-1.00	-1.00	-1.00
EMERGENCY DISPATCH COST	$/MWH	-1.00	-1.00	-1.00	-1.00
EMERGENCY DISPATCH PROFILE		0	0	0	0
EMERGENCY ENERGY COST	$/MWH	88.43	88.43	88.43	88.43
EMERGENCY ENERGY PROFILE		465	465	465	465
INTERRUPTIBLE LOAD	MW	0.00	0.00	0.00	0.00
MAXIMUM SURPLUS CAPACITY	MW	-1.00	-1.00	-1.00	-1.00
MAXIMUM SURPLUS PROFILE		0	0	0	0
PEAK ADJUSTMENT	MW	678.00	-357.00	-1146.00	-310.00
RELIABILITY TARGET	HOUR/GWH	0.00	0.00	0.00	0.00
RESERVE MARGIN TARGET	MW-%	-12.99999899648.	99999899648.	99999899648.	99999899648.
SEASONAL RMU PROFILE		0	0	0	0
SPINNING RESERVE REQUIREMENT	%-MW	4.50	4.50	4.50	4.50
-------- YEAR 2012 --------					
CAPABILITY ADJUSTMENT	MW	-508.00	-35.00	-224.00	-64.00
DUMP ENERGY SALE PRICE	$/MWH	17.80	17.80	17.80	17.80
EMERGENCY ENERGY COST	$/MWH	92.14	92.14	92.14	89.10
EMERGENCY ENERGY PROFILE		466	466	466	466
PEAK ADJUSTMENT	MW	1294.00	-323.00	-954.00	-263.00
-------- YEAR 2013 --------					
CAPABILITY ADJUSTMENT	MW	-857.00	-10.00	219.00	-75.00
DUMP ENERGY SALE PRICE	$/MWH	17.93	17.93	17.93	17.93
EMERGENCY ENERGY COST	$/MWH	101.97	101.97	101.97	89.31
EMERGENCY ENERGY PROFILE		467	467	467	467
PEAK ADJUSTMENT	MW	1395.00	-297.00	-959.00	-255.00
-------- YEAR 2014 --------					
CAPABILITY ADJUSTMENT	MW	-762.00	-54.00	-167.00	-17.00
DUMP ENERGY SALE PRICE	$/MWH	18.23	18.23	18.23	18.23
EMERGENCY ENERGY COST	$/MWH	108.27	108.27	108.27	112.51
EMERGENCY ENERGY PROFILE		468	468	468	468
PEAK ADJUSTMENT	MW	1174.00	-264.00	-1082.00	-270.00
-------- YEAR 2015 --------					
CAPABILITY ADJUSTMENT	MW	-773.00	163.00	-506.00	-36.00
DUMP ENERGY SALE PRICE	$/MWH	18.53	18.53	18.53	18.53
EMERGENCY ENERGY COST	$/MWH	119.97	119.97	119.97	119.56
EMERGENCY ENERGY PROFILE		469	469	469	469
PEAK ADJUSTMENT	MW	1119.00	-357.00	-1109.00	-279.00
-------- YEAR 2016 --------					
CAPABILITY ADJUSTMENT	MW	-479.00	196.00	-425.00	-17.00
DUMP ENERGY SALE PRICE	$/MWH	18.84	18.84	18.84	18.84
EMERGENCY ENERGY COST	$/MWH	134.65	134.65	134.65	134.49
EMERGENCY ENERGY PROFILE		470	470	470	470
PEAK ADJUSTMENT	MW	1038.00	-358.00	-1165.00	-296.00
-------- YEAR 2017 --------					
CAPABILITY ADJUSTMENT	MW	-496.00	61.00	-491.00	-18.00
DUMP ENERGY SALE PRICE	$/MWH	19.15	19.15	19.15	19.15
EMERGENCY ENERGY COST	$/MWH	130.38	130.38	130.38	131.29
EMERGENCY ENERGY PROFILE		471	471	471	471
PEAK ADJUSTMENT	MW	976.00	-383.00	-1183.00	-310.00
-------- YEAR 2018 --------					
CAPABILITY ADJUSTMENT	MW	-462.00	59.00	-493.00	-10.00
DUMP ENERGY SALE PRICE	$/MWH	19.46	19.46	19.46	19.46
EMERGENCY ENERGY COST	$/MWH	137.69	137.69	137.69	138.66
EMERGENCY ENERGY PROFILE		472	472	472	472
PEAK ADJUSTMENT	MW	964.00	-400.00	-1172.00	-311.00
-------- YEAR 2019 --------					
CAPABILITY ADJUSTMENT	MW	-268.00	40.00	-493.00	-8.00
DUMP ENERGY SALE PRICE	$/MWH	19.79	19.79	19.79	19.79
EMERGENCY ENERGY COST	$/MWH	140.70	140.70	140.70	143.35
EMERGENCY ENERGY PROFILE		473	473	473	473
PEAK ADJUSTMENT	MW	997.00	-415.00	-1164.00	-307.00
-------- YEAR 2020 --------					
CAPABILITY ADJUSTMENT	MW	-255.00	40.00	-492.00	-4.00
DUMP ENERGY SALE PRICE	$/MWH	20.11	20.11	20.11	20.11
EMERGENCY ENERGY COST	$/MWH	148.61	148.61	148.61	148.27
EMERGENCY ENERGY PROFILE		474	474	474	474
PEAK ADJUSTMENT	MW	1064.00	-453.00	-1146.00	-302.00
-------- YEAR 2021 --------					
CAPABILITY ADJUSTMENT	MW	-255.00	30.00	-619.00	-4.00
DUMP ENERGY SALE PRICE	$/MWH	20.45	20.45	20.45	20.45
EMERGENCY ENERGY COST	$/MWH	141.38	141.38	141.38	142.77
EMERGENCY ENERGY PROFILE		475	475	475	475
PEAK ADJUSTMENT	MW	1063.00	-506.00	-1147.00	-300.00
-------- YEAR 2022 --------					
CAPABILITY ADJUSTMENT	MW	-442.00	19.00	-495.00	-4.00
DUMP ENERGY SALE PRICE	$/MWH	20.79	20.79	20.79	20.79
EMERGENCY ENERGY COST	$/MWH	160.73	160.73	160.73	147.03
EMERGENCY ENERGY PROFILE		476	476	476	476
PEAK ADJUSTMENT	MW	1016.00	-553.00	-1135.00	-297.00

-------- YEAR 2023 --------					
CAPABILITY ADJUSTMENT	MW	-262.00	12.00	-495.00	-4.00
DUMP ENERGY SALE PRICE	$/MWH	21.13	21.13	21.13	21.13
EMERGENCY ENERGY COST	$/MWH	165.14	165.14	165.14	151.90
EMERGENCY ENERGY PROFILE		477	477	477	477
PEAK ADJUSTMENT	MW	982.00	-583.00	-1095.00	-294.00
-------- YEAR 2024 --------					
CAPABILITY ADJUSTMENT	MW	-379.00	0.00	-547.00	-4.00
DUMP ENERGY SALE PRICE	$/MWH	21.48	21.48	21.48	21.48
EMERGENCY ENERGY COST	$/MWH	168.72	168.72	168.72	153.13
EMERGENCY ENERGY PROFILE		478	478	478	478
PEAK ADJUSTMENT	MW	953.00	-607.00	-1079.00	-290.00
-------- YEAR 2025 --------					
CAPABILITY ADJUSTMENT	MW	-265.00	-8.00	-489.00	-4.00
DUMP ENERGY SALE PRICE	$/MWH	21.84	21.84	21.84	21.84
EMERGENCY ENERGY COST	$/MWH	174.95	174.95	174.95	157.05
EMERGENCY ENERGY PROFILE		479	479	479	479
PEAK ADJUSTMENT	MW	937.00	-625.00	-1076.00	-287.00
-------- YEAR 2026 --------					
CAPABILITY ADJUSTMENT	MW	-301.00	-27.00	-489.00	-4.00
DUMP ENERGY SALE PRICE	$/MWH	22.20	22.20	22.20	22.20
EMERGENCY ENERGY COST	$/MWH	172.17	172.17	172.17	158.79
EMERGENCY ENERGY PROFILE		480	480	480	480
PEAK ADJUSTMENT	MW	-44.00	-639.00	-1069.00	-285.00
-------- YEAR 2027 --------					
CAPABILITY ADJUSTMENT	MW	-301.00	-33.00	-489.00	-4.00
DUMP ENERGY SALE PRICE	$/MWH	22.56	22.56	22.56	22.56
EMERGENCY ENERGY COST	$/MWH	176.62	176.62	176.62	161.11
EMERGENCY ENERGY PROFILE		481	481	481	481
PEAK ADJUSTMENT	MW	994.00	-647.00	-1059.00	-282.00
-------- YEAR 2028 --------					
CAPABILITY ADJUSTMENT	MW	-301.00	-40.00	-489.00	-4.00
DUMP ENERGY SALE PRICE	$/MWH	22.94	22.94	22.94	22.94
EMERGENCY ENERGY COST	$/MWH	176.22	176.22	176.22	161.69
EMERGENCY ENERGY PROFILE		482	482	482	482
PEAK ADJUSTMENT	MW	987.00	-653.00	-1047.00	-278.00
-------- YEAR 2029 --------					
DUMP ENERGY SALE PRICE	$/MWH	23.32	23.32	23.32	23.32
EMERGENCY ENERGY COST	$/MWH	184.81	184.81	184.81	168.07
EMERGENCY ENERGY PROFILE		483	483	483	483
PEAK ADJUSTMENT	MW	993.00	-652.00	-1013.00	-276.00
-------- YEAR 2030 --------					
DUMP ENERGY SALE PRICE	$/MWH	23.70	23.70	23.70	23.70
EMERGENCY ENERGY COST	$/MWH	184.75	184.75	184.75	172.83
EMERGENCY ENERGY PROFILE		484	484	484	484
PEAK ADJUSTMENT	MW	1000.00	-650.00	-1006.00	-274.00
-------- YEAR 2031 --------					
DUMP ENERGY SALE PRICE	$/MWH	24.10	24.10	24.10	24.10
EMERGENCY ENERGY COST	$/MWH	188.09	188.09	188.09	176.54
EMERGENCY ENERGY PROFILE		485	485	485	485
PEAK ADJUSTMENT	MW	1006.00	-648.00	-1000.00	-271.00
-------- YEAR 2032 --------					
DUMP ENERGY SALE PRICE	$/MWH	24.50	24.50	24.50	24.50

NOTE: DATA DISPLAYED AFTER 2011 ONLY IF
VALUE CHANGED FROM PREVIOUS YEAR.

AEP EAST
GENERATION AND FUEL MODULE
INPUT SUMMARY REPORT

QUALIFIER = GAF.INPUT.COMPANY.

GENERATING COMPANIES		1 OPCO+CSP	2 I&M	3 APCO	4 KPCO
-------- YEAR 2032 --------					
EMERGENCY ENERGY COST	$/MWH	193.08	193.08	193.08	180.64
EMERGENCY ENERGY PROFILE		486	486	486	486
PEAK ADJUSTMENT	MW	1003.00	-645.00	-985.00	-268.00
-------- YEAR 2033 --------					
CAPABILITY ADJUSTMENT	MW	-301.00	-40.00	-489.00	-12.00
DUMP ENERGY SALE PRICE	$/MWH	24.10	24.10	24.10	24.10
EMERGENCY ENERGY COST	$/MWH	208.03	208.03	208.03	185.73
EMERGENCY ENERGY PROFILE		487	487	487	487
PEAK ADJUSTMENT	MW	1006.00	-645.00	-986.00	-266.00
-------- YEAR 2034 --------					
DUMP ENERGY SALE PRICE	$/MWH	24.50	24.50	24.50	24.50
EMERGENCY ENERGY COST	$/MWH	226.48	226.48	226.48	190.43
EMERGENCY ENERGY PROFILE		488	488	488	488
PEAK ADJUSTMENT	MW	1011.00	-646.00	-943.00	-263.00
-------- YEAR 2035 --------					
CAPABILITY ADJUSTMENT	MW	-296.00	-37.00	-486.00	-8.00
EMERGENCY ENERGY COST	$/MWH	243.38	243.38	243.38	195.11
EMERGENCY ENERGY PROFILE		489	489	489	489
PEAK ADJUSTMENT	MW	1011.00	-645.00	-938.00	-262.00
-------- YEAR 2036 --------					
EMERGENCY ENERGY COST	$/MWH	261.95	261.95	261.95	200.06
EMERGENCY ENERGY PROFILE		490	490	490	490
PEAK ADJUSTMENT	MW	1018.00	-644.00	-907.00	-251.00
-------- YEAR 2037 --------					
EMERGENCY ENERGY COST	$/MWH	282.74	282.74	282.74	205.23
EMERGENCY ENERGY PROFILE		491	491	491	491
PEAK ADJUSTMENT	MW	1100.00	-646.00	-802.00	-255.00
-------- YEAR 2038 --------					
EMERGENCY ENERGY COST	$/MWH	305.33	305.33	305.33	210.42
EMERGENCY ENERGY PROFILE		492	492	492	492
PEAK ADJUSTMENT	MW	1103.00	-650.00	-793.00	-252.00
-------- YEAR 2039 --------					
EMERGENCY ENERGY COST	$/MWH	329.04	329.04	329.04	215.74
EMERGENCY ENERGY PROFILE		493	493	493	493
PEAK ADJUSTMENT	MW	1102.00	-650.00	-790.00	-251.00
-------- YEAR 2040 --------					
EMERGENCY ENERGY COST	$/MWH	354.85	354.85	354.85	221.24
EMERGENCY ENERGY PROFILE		494	494	494	494
PEAK ADJUSTMENT	MW	1102.00	-690.00	-790.00	-251.00

NOTE: DATA DISPLAYED AFTER 2011 ONLY IF
VALUE CHANGED FROM PREVIOUS YEAR.

AEP EAST
GENERATION AND FUEL MODULE
INPUT SUMMARY REPORT

QUALIFIER = GAF.INPUT.COMPANY.

GENERATING COMPANIES	1 OPCO+CSP	2 I&M	3 APCO	4 KPCO
EFFLUENT				
1 SO2 (E) EMERGENCY EFFLUENT POINTER	0	0	0	0
2 CO2 (S) EMERGENCY EFFLUENT POINTER	0	0	0	0
3 CO2 (G) EMERGENCY EFFLUENT POINTER	0	0	0	0
4 NOX (B) EMERGENCY EFFLUENT POINTER	0	0	0	0
5 NSR SO2 EMERGENCY EFFLUENT POINTER	0	0	0	0
6 HG (E) EMERGENCY EFFLUENT POINTER	0	0	0	0

AEP EAST
GENERATION AND FUEL MODULE
INPUT SUMMARY REPORT

QUALIFIER = GAF.INPUT.FUEL CLASS.

FUEL CLASS	1 COLE	2 GASE	3 NUCL	4 BUCK	5 COLW	6 GASW	7 LIGS
NUCLEAR FUEL FLAG	0	0	1	0	0	0	0

FUEL CLASS	8 OTHR	10 COLA	11 COLC	12 COLI	13 COLK	14 COLO	15 COLP
NUCLEAR FUEL FLAG	0	0	0	0	0	0	0

FUEL CLASS	16 COLS	17 COLX	18 GASP	19 GASS	20 BIOM
NUCLEAR FUEL FLAG	0	0	0	0	0

AEP EAST
GENERATION AND FUEL MODULE
INPUT SUMMARY REPORT

QUALIFIER = GAF.INPUT.FUEL TYPE.

FUEL		1	2	3	4	5	6	7
		AMOS_1	AMOS_2	AMOS_3	BECK_6	BIGS_1	BIGS_2	CARD_1
ESCALATION FUEL COST								
ESCALATION REPLACEMENT FUEL								
ESCALATION SEASONAL FIXED COST								
FUEL CLASS		COLA	COLA	COLO	COLC	COLK	COLK	COLO
FUEL ID NUMBER		1	2	3	4	5	6	7
FUEL LIMIT SWITCH		1	1	1	1	1	1	1
FUEL UNIT	BBL,TONS	TONS	TONS	TONS	TONS	TONS	TONS	TONS

FUEL		8	9	10	11	12	13	14
		CARD_2	CARD_3	CLIF_1	CLIF_2	CLIF_3	CLIF_4	CLIF_5
ESCALATION FUEL COST								
ESCALATION REPLACEMENT FUEL								
ESCALATION SEASONAL FIXED COST								
FUEL CLASS		COLE	COLE	OTHR	OTHR	OTHR	OTHR	OTHR
FUEL ID NUMBER		8	9	10	11	12	13	14
FUEL LIMIT SWITCH		1	1	1	1	1	1	1
FUEL UNIT	BBL,TONS	TONS	TONS	TONS	TONS	TONS	TONS	TONS

FUEL		15	16	17	18	19	20	21
		CLIF_6	CLIN_1	CLIN_2	CLIN_3	CSVL_1	CSVL_2	CSVL_3
ESCALATION FUEL COST								
ESCALATION REPLACEMENT FUEL								
ESCALATION SEASONAL FIXED COST								
FUEL CLASS		OTHR	COLA	COLA	COLA	COLC	COLC	COLC
FUEL ID NUMBER		15	16	17	18	19	20	21
FUEL LIMIT SWITCH		1	1	1	1	1	1	1
FUEL UNIT	BBL,TONS	TONS	TONS	TONS	TONS	TONS	TONS	TONS

FUEL		22	23	24	25	26	27	28
		CSVL_4	CSVL_5	CSVL_6	COOK_1	COOK_2	GAVI_1	GAVI_2
ESCALATION FUEL COST								
ESCALATION REPLACEMENT FUEL								
ESCALATION SEASONAL FIXED COST								
FUEL CLASS		COLC	COLC	COLC	NUCL	NUCL	COLO	COLO
FUEL ID NUMBER		22	23	24	25	26	27	28
FUEL LIMIT SWITCH		1	1	1	1	1	1	1
FUEL UNIT	BBL,TONS	TONS	TONS	TONS	GWH	GWH	TONS	TONS

FUEL		29	30	31	32	33	34	35
		GLEN_5	GLEN_6	BS2 4.5	BS2 3.0	KAMM_1	KAMM_2	KAMM_3
ESCALATION FUEL COST								
ESCALATION REPLACEMENT FUEL								
ESCALATION SEASONAL FIXED COST								
FUEL CLASS		COLA	COLA	COLK	COLK	COLO	COLO	COLO
FUEL ID NUMBER		29	30	31	32	33	34	35
FUEL LIMIT SWITCH		1	1	1	1	1	1	1
FUEL UNIT	BBL,TONS	TONS	TONS	TONS	TONS	TONS	TONS	TONS

FUEL		36	37	38	39	40	41	42
		KANA_1	KANA_2	KYGE_1	KYGE_2	KYGE_3	KYGE_4	KYGE_5
ESCALATION FUEL COST								
ESCALATION REPLACEMENT FUEL								
ESCALATION SEASONAL FIXED COST								
FUEL CLASS		COLA	COLA	OTHR	OTHR	OTHR	OTHR	OTHR
FUEL ID NUMBER		36	37	38	39	40	41	42
FUEL LIMIT SWITCH		1	1	1	1	1	1	1
FUEL UNIT	BBL,TONS	TONS	TONS	TONS	TONS	TONS	TONS	TONS

FUEL		43	44	45	46	47	48	49
		MITC_1	MITC_2	MTNR_6.0	MUSK_1	MUSK_2	MUSK_3	MUSK_4
ESCALATION FUEL COST								
ESCALATION REPLACEMENT FUEL								
ESCALATION SEASONAL FIXED COST								
FUEL CLASS		COLO	COLO	COLA	COLO	COLO	COLO	COLO
FUEL ID NUMBER		43	44	45	46	47	48	49
FUEL LIMIT SWITCH		1	1	1	1	1	1	1
FUEL UNIT	BBL,TONS	TONS	TONS	TONS	TONS	TONS	TONS	TONS

FUEL		50	51	52	53	54	55	56
		MUSK_5	PSPN_1	PSPN_2	PSPN_3	PSPN_4	PSPN_5	PICW_5
ESCALATION FUEL COST								
ESCALATION REPLACEMENT FUEL								
ESCALATION SEASONAL FIXED COST								
FUEL CLASS		COLO	COLA	COLO	COLA	COLO	COLO	COLC
FUEL ID NUMBER		50	51	52	53	54	55	56
FUEL LIMIT SWITCH		1	1	1	1	1	1	1
FUEL UNIT	BBL,TONS	TONS	TONS	TONS	TONS	TONS	TONS	TONS

FUEL		57	58	59	60	61	62	63
		BS2 1.7	ROCK_1IM	ROCK_2IM	ROCK_6P	STUA_1	STUA_2	STUA_3

ESCALATION FUEL COST								
ESCALATION REPLACEMENT FUEL								
ESCALATION SEASONAL FIXED COST								
FUEL CLASS		COLK	COLI	COLI	COLI	COLC	COLC	COLC
FUEL ID NUMBER		57	58	59	60	61	62	63
FUEL LIMIT SWITCH		1	1	1	1	1	1	1
FUEL UNIT	BBL,TONS	TONS	TONS	TONS	TONS	TONS	TONS	TONS

AEP EAST
GENERATION AND FUEL MODULE
INPUT SUMMARY REPORT

QUALIFIER = GAF.INPUT.FUEL TYPE.

FUEL		64	65	66	67	68	69	70
		STUA_4	BS1_ CC	TANN_1	TANN_2	TANN_3	TANN_4	ZIMM_1
ESCALATION FUEL COST								
ESCALATION REPLACEMENT FUEL								
ESCALATION SEASONAL FIXED COST								
FUEL CLASS		COLC	GASE	COLI	COLI	COLI	COLI	COLI
FUEL ID NUMBER		64	65	66	67	68	69	70
FUEL LIMIT SWITCH		1	1	1	1	1	1	1
FUEL UNIT	BBL,TONS	TONS	MCFF	TONS	TONS	TONS	TONS	TONS

FUEL		71	72	73	74	75	76	77
		TCO_POOL	DOMINON	TCO_DELV	CEREDO	DARBY	DRESDEN	LAWRNG
ESCALATION FUEL COST								
ESCALATION REPLACEMENT FUEL								
ESCALATION SEASONAL FIXED COST								
FUEL CLASS		GASE	GASE	GASE	GASE	GASE	GASE	GASE
FUEL ID NUMBER		71	72	73	74	75	76	77
FUEL LIMIT SWITCH		1	1	1	1	1	1	1
FUEL UNIT	BBL,TONS	MCFF	MCFF	MCFF	MCFF	MCFF	MCFF	MCFF

FUEL		78	79	80	81	139	140	141
		ROBMONE	WATERFOR	ROCK_5.1	MR5_NGCC	PC_S_NE8	STKR_BIO	MR5_CO
ESCALATION FUEL COST								
ESCALATION REPLACEMENT FUEL								
ESCALATION SEASONAL FIXED COST								
FUEL CLASS		GASE	GASE	COLI	GASE	COLE	BIOM	BIOM
FUEL ID NUMBER		78	79	80	81	605	606	609
FUEL LIMIT SWITCH		1	1	1	1	1	1	2
FUEL UNIT	BBL,TONS	MCFF	MCFF	TONS	MCFF	TONS	TONS	TONS

FUEL		143	144	146	147	148	149	150
		AM3_BIO	BS2_SEP	MNTR_BIO	TNR4_SEP	SRT1_SEP	SRT1_BIO	SRT2_SEP
ESCALATION FUEL COST								
ESCALATION REPLACEMENT FUEL								
ESCALATION SEASONAL FIXED COST								
FUEL CLASS		BIOM	BIOM	BIOM	BIOM	BIOM	BIOM	BIOM
FUEL ID NUMBER		611	612	614	615	616	617	618
FUEL LIMIT SWITCH		2	2	2	2	2	2	2
FUEL UNIT	BBL,TONS	TONS	TONS	TONS	TONS	TONS	TONS	TONS

FUEL		151	152	153	154	155	156	157
		SRT2_BIO	SRT3_SEP	SRT3_BIO	SRT4_SEP	MR5_SI	RP1_BIO	RP2_BIO
ESCALATION FUEL COST								
ESCALATION REPLACEMENT FUEL								
ESCALATION SEASONAL FIXED COST								
FUEL CLASS		BIOM	BIOM	BIOM	BIOM	BIOM	BIOM	BIOM
FUEL ID NUMBER		619	620	621	622	623	624	625
FUEL LIMIT SWITCH		2	2	2	2	2	2	2
FUEL UNIT	BBL,TONS	TONS	TONS	TONS	TONS	TONS	TONS	TONS

AEP EAST
GENERATION AND FUEL MODULE
INPUT SUMMARY REPORT

QUALIFIER = GAF.INPUT.FUEL TYPE.

FUEL	1 AMOS_1	2 AMOS_2	3 AMOS_3	4 BECK_6	5 BIGS_1	6 BIGS_2	7 CARD_1
EFFLUENT							
1 SO2 (E) EMISSIONS DATA	0.00	0.00	0.00	0.00	0.00	0.00	0.00
2 CO2 (S) EMISSIONS DATA	0.00	0.00	0.00	0.00	0.00	0.00	0.00
3 CO2 (G) EMISSIONS DATA	0.00	0.00	0.00	0.00	0.00	0.00	0.00
4 NOX (B) EMISSIONS DATA	0.00	0.00	0.00	0.00	0.00	0.00	0.00
5 NSR SO2 EMISSIONS DATA	0.00	0.00	0.00	0.00	0.00	0.00	0.00
6 HG (E) EMISSIONS DATA	0.00	0.00	0.00	0.00	0.00	0.00	0.00

FUEL	8 CARD_2	9 CARD_3	10 CLIF_1	11 CLIF_2	12 CLIF_3	13 CLIF_4	14 CLIF_5
EFFLUENT							
1 SO2 (E) EMISSIONS DATA	0.00	0.00	0.00	0.00	0.00	0.00	0.00
2 CO2 (S) EMISSIONS DATA	0.00	0.00	0.00	0.00	0.00	0.00	0.00
3 CO2 (G) EMISSIONS DATA	0.00	0.00	0.00	0.00	0.00	0.00	0.00
4 NOX (B) EMISSIONS DATA	0.00	0.00	0.00	0.00	0.00	0.00	0.00
5 NSR SO2 EMISSIONS DATA	0.00	0.00	0.00	0.00	0.00	0.00	0.00
6 HG (E) EMISSIONS DATA	0.00	0.00	0.00	0.00	0.00	0.00	0.00

FUEL	15 CLIF_6	16 CLIN_1	17 CLIN_2	18 CLIN_3	19 CSVL_1	20 CSVL_2	21 CSVL_3
EFFLUENT							
1 SO2 (E) EMISSIONS DATA	0.00	0.00	0.00	0.00	0.00	0.00	0.00
2 CO2 (S) EMISSIONS DATA	0.00	0.00	0.00	0.00	0.00	0.00	0.00
3 CO2 (G) EMISSIONS DATA	0.00	0.00	0.00	0.00	0.00	0.00	0.00
4 NOX (B) EMISSIONS DATA	0.00	0.00	0.00	0.00	0.00	0.00	0.00
5 NSR SO2 EMISSIONS DATA	0.00	0.00	0.00	0.00	0.00	0.00	0.00
6 HG (E) EMISSIONS DATA	0.00	0.00	0.00	0.00	0.00	0.00	0.00

FUEL	22 CSVL_4	23 CSVL_5	24 CSVL_6	25 COOK_1	26 COOK_2	27 GAVI_1	28 GAVI_2
EFFLUENT							
1 SO2 (E) EMISSIONS DATA	0.00	0.00	0.00	0.00	0.00	0.00	0.00
2 CO2 (S) EMISSIONS DATA	0.00	0.00	0.00	0.00	0.00	0.00	0.00
3 CO2 (G) EMISSIONS DATA	0.00	0.00	0.00	0.00	0.00	0.00	0.00
4 NOX (B) EMISSIONS DATA	0.00	0.00	0.00	0.00	0.00	0.00	0.00
5 NSR SO2 EMISSIONS DATA	0.00	0.00	0.00	0.00	0.00	0.00	0.00
6 HG (E) EMISSIONS DATA	0.00	0.00	0.00	0.00	0.00	0.00	0.00

FUEL	29 GLEN_5	30 GLEN_6	31 BS2 4.5	32 BS2 3.0	33 KAMM_1	34 KAMM_2	35 KAMM_3

EFFLUENT							
1 SO2 (E) EMISSIONS DATA	0.00	0.00	0.00	0.00	0.00	0.00	0.00
2 CO2 (S) EMISSIONS DATA	0.00	0.00	0.00	0.00	0.00	0.00	0.00
3 CO2 (G) EMISSIONS DATA	0.00	0.00	0.00	0.00	0.00	0.00	0.00
4 NOX (B) EMISSIONS DATA	0.00	0.00	0.00	0.00	0.00	0.00	0.00
5 NSR SO2 EMISSIONS DATA	0.00	0.00	0.00	0.00	0.00	0.00	0.00
6 HG (E) EMISSIONS DATA	0.00	0.00	0.00	0.00	0.00	0.00	0.00

FUEL	36 KANA_1	37 KANA_2	38 KYGE_1	39 KYGE_2	40 KYGE_3	41 KYGE_4	42 KYGE_5
EFFLUENT							
1 SO2 (E) EMISSIONS DATA	0.00	0.00	0.00	0.00	0.00	0.00	0.00
2 CO2 (S) EMISSIONS DATA	0.00	0.00	0.00	0.00	0.00	0.00	0.00
3 CO2 (G) EMISSIONS DATA	0.00	0.00	0.00	0.00	0.00	0.00	0.00
4 NOX (B) EMISSIONS DATA	0.00	0.00	0.00	0.00	0.00	0.00	0.00
5 NSR SO2 EMISSIONS DATA	0.00	0.00	0.00	0.00	0.00	0.00	0.00
6 HG (E) EMISSIONS DATA	0.00	0.00	0.00	0.00	0.00	0.00	0.00

FUEL	43 MITC_1	44 MITC_2	45 MTNR_6.0	46 MUSK_1	47 MUSK_2	48 MUSK_3	49 MUSK_4
EFFLUENT							
1 SO2 (E) EMISSIONS DATA	0.00	0.00	0.00	0.00	0.00	0.00	0.00
2 CO2 (S) EMISSIONS DATA	0.00	0.00	0.00	0.00	0.00	0.00	0.00
3 CO2 (G) EMISSIONS DATA	0.00	0.00	0.00	0.00	0.00	0.00	0.00
4 NOX (B) EMISSIONS DATA	0.00	0.00	0.00	0.00	0.00	0.00	0.00
5 NSR SO2 EMISSIONS DATA	0.00	0.00	0.00	0.00	0.00	0.00	0.00

AEP EAST
GENERATION AND FUEL MODULE
INPUT SUMMARY REPORT

QUALIFIER = GAF.INPUT.FUEL TYPE.

FUEL	43 MITC_1	44 MITC_2	45 MTNR_6.0	46 MUSK_1	47 MUSK_2	48 MUSK_3	49 MUSK_4
EFFLUENT							
6 HG (E) EMISSIONS DATA	0.00	0.00	0.00	0.00	0.00	0.00	0.00

FUEL	50 MUSK_5	51 PSPN_1	52 PSPN_2	53 PSPN_3	54 PSPN_4	55 PSPN_5	56 PICW_5
EFFLUENT							
1 SO2 (E) EMISSIONS DATA	0.00	0.00	0.00	0.00	0.00	0.00	0.00
2 CO2 (S) EMISSIONS DATA	0.00	0.00	0.00	0.00	0.00	0.00	0.00
3 CO2 (G) EMISSIONS DATA	0.00	0.00	0.00	0.00	0.00	0.00	0.00
4 NOX (B) EMISSIONS DATA	0.00	0.00	0.00	0.00	0.00	0.00	0.00
5 NSR SO2 EMISSIONS DATA	0.00	0.00	0.00	0.00	0.00	0.00	0.00
6 HG (E) EMISSIONS DATA	0.00	0.00	0.00	0.00	0.00	0.00	0.00

FUEL	57 BS2 1.7	58 ROCK_1IM	59 ROCK_2IM	60 ROCK_6P	61 STUA_1	62 STUA_2	63 STUA_3
EFFLUENT							
1 SO2 (E) EMISSIONS DATA	0.00	0.00	0.00	0.00	0.00	0.00	0.00
2 CO2 (S) EMISSIONS DATA	0.00	0.00	0.00	0.00	0.00	0.00	0.00
3 CO2 (G) EMISSIONS DATA	0.00	0.00	0.00	0.00	0.00	0.00	0.00
4 NOX (B) EMISSIONS DATA	0.00	0.00	0.00	0.00	0.00	0.00	0.00
5 NSR SO2 EMISSIONS DATA	0.00	0.00	0.00	0.00	0.00	0.00	0.00
6 HG (E) EMISSIONS DATA	0.00	0.00	0.00	0.00	0.00	0.00	0.00

FUEL	64 STUA_4	65 BS1_ CC	66 TANN_1	67 TANN_2	68 TANN_3	69 TANN_4	70 ZIMM_1
EFFLUENT							
1 SO2 (E) EMISSIONS DATA	0.00	0.00	0.00	0.00	0.00	0.00	0.00
2 CO2 (S) EMISSIONS DATA	0.00	0.00	0.00	0.00	0.00	0.00	0.00
3 CO2 (G) EMISSIONS DATA	0.00	0.00	0.00	0.00	0.00	0.00	0.00
4 NOX (B) EMISSIONS DATA	0.00	0.00	0.00	0.00	0.00	0.00	0.00
5 NSR SO2 EMISSIONS DATA	0.00	0.00	0.00	0.00	0.00	0.00	0.00
6 HG (E) EMISSIONS DATA	0.00	0.00	0.00	0.00	0.00	0.00	0.00

FUEL	71 TCO_POOL	72 DOMINON	73 TCO_DELV	74 CEREDO	75 DARBY	76 DRESDEN	77 LAWRNG
EFFLUENT							
1 SO2 (E) EMISSIONS DATA	0.00	0.00	0.00	0.00	0.00	0.00	0.00
2 CO2 (S) EMISSIONS DATA	0.00	0.00	0.00	0.00	0.00	0.00	0.00
3 CO2 (G) EMISSIONS DATA	0.00	0.00	0.00	0.00	0.00	0.00	0.00
4 NOX (B) EMISSIONS DATA	0.00	0.00	0.00	0.00	0.00	0.00	0.00

5 NSR SO2 EMISSIONS DATA	0.00	0.00	0.00	0.00	0.00	0.00	0.00
6 HG (E) EMISSIONS DATA	0.00	0.00	0.00	0.00	0.00	0.00	0.00
FUEL	78 ROBMONE	79 WATERFOR	80 ROCK_5.1	81 MR5_NGCC	139 PC_S_NE8	140 STKR_BIO	141 MR5_CO
EFFLUENT							
1 SO2 (E) EMISSIONS DATA	0.00	0.00	0.00	0.00	0.00	0.00	0.00
2 CO2 (S) EMISSIONS DATA	0.00	0.00	0.00	0.00	0.00	0.00	0.00
3 CO2 (G) EMISSIONS DATA	0.00	0.00	0.00	0.00	0.00	0.00	0.00
4 NOX (B) EMISSIONS DATA	0.00	0.00	0.00	0.00	0.00	0.00	0.00
5 NSR SO2 EMISSIONS DATA	0.00	0.00	0.00	0.00	0.00	0.00	0.00
6 HG (E) EMISSIONS DATA	0.00	0.00	0.00	0.00	0.00	0.00	0.00
FUEL	143 AM3_BIO	144 BS2_SEP	146 MNTR_BIO	147 TNR4_SEP	148 SRT1_SEP	149 SRT1_BIO	150 SRT2_SEP
EFFLUENT							
1 SO2 (E) EMISSIONS DATA	0.00	0.00	0.00	0.00	0.00	0.00	0.00
2 CO2 (S) EMISSIONS DATA	0.00	0.00	0.00	0.00	0.00	0.00	0.00
3 CO2 (G) EMISSIONS DATA	0.00	0.00	0.00	0.00	0.00	0.00	0.00
4 NOX (B) EMISSIONS DATA	0.00	0.00	0.00	0.00	0.00	0.00	0.00
5 NSR SO2 EMISSIONS DATA	0.00	0.00	0.00	0.00	0.00	0.00	0.00
6 HG (E) EMISSIONS DATA	0.00	0.00	0.00	0.00	0.00	0.00	0.00
FUEL	151 SRT2_BIO	152 SRT3_SEP	153 SRT3_BIO	154 SRT4_SEP	155 MR5_SI	156 RP1_BIO	157 RP2_BIO
EFFLUENT							
1 SO2 (E) EMISSIONS DATA	0.00	0.00	0.00	0.00	0.00	0.00	0.00
2 CO2 (S) EMISSIONS DATA	0.00	0.00	0.00	0.00	0.00	0.00	0.00

AEP EAST
GENERATION AND FUEL MODULE
INPUT SUMMARY REPORT

QUALIFIER = GAF.INPUT.FUEL TYPE.

FUEL	151 SRT2_BIO	152 SRT3_SEP	153 SRT3_BIO	154 SRT4_SEP	155 MR5_SI	156 RP1_BIO	157 RP2_BIO
EFFLUENT							
3 CO2 (G) EMISSIONS DATA	0.00	0.00	0.00	0.00	0.00	0.00	0.00
4 NOX (B) EMISSIONS DATA	0.00	0.00	0.00	0.00	0.00	0.00	0.00
5 NSR SO2 EMISSIONS DATA	0.00	0.00	0.00	0.00	0.00	0.00	0.00
6 HG (E) EMISSIONS DATA	0.00	0.00	0.00	0.00	0.00	0.00	0.00

AEP EAST
GENERATION AND FUEL MODULE
INPUT SUMMARY REPORT

QUALIFIER = GAF.INPUT.FUEL TYPE.

GENERATING COMPANIES		1 OPCO+CSP	2 I&M	3 APCO	4 KPCO
FUEL					
1 AMOS_1 FIXED FUEL COST OWNERSHIP	FRACTION	0.00	0.00	0.00	0.00
2 AMOS_2 FIXED FUEL COST OWNERSHIP	FRACTION	0.00	0.00	0.00	0.00
3 AMOS_3 FIXED FUEL COST OWNERSHIP	FRACTION	0.00	0.00	0.00	0.00
4 BECK_6 FIXED FUEL COST OWNERSHIP	FRACTION	0.00	0.00	0.00	0.00
5 BIGS_1 FIXED FUEL COST OWNERSHIP	FRACTION	0.00	0.00	0.00	0.00
6 BIGS_2 FIXED FUEL COST OWNERSHIP	FRACTION	0.00	0.00	0.00	0.00
7 CARD_1 FIXED FUEL COST OWNERSHIP	FRACTION	0.00	0.00	0.00	0.00
8 CARD_2 FIXED FUEL COST OWNERSHIP	FRACTION	0.00	0.00	0.00	0.00
9 CARD_3 FIXED FUEL COST OWNERSHIP	FRACTION	0.00	0.00	0.00	0.00
10 CLIF_1 FIXED FUEL COST OWNERSHIP	FRACTION	0.00	0.00	0.00	0.00
11 CLIF_2 FIXED FUEL COST OWNERSHIP	FRACTION	0.00	0.00	0.00	0.00
12 CLIF_3 FIXED FUEL COST OWNERSHIP	FRACTION	0.00	0.00	0.00	0.00
13 CLIF_4 FIXED FUEL COST OWNERSHIP	FRACTION	0.00	0.00	0.00	0.00
14 CLIF_5 FIXED FUEL COST OWNERSHIP	FRACTION	0.00	0.00	0.00	0.00
15 CLIF_6 FIXED FUEL COST OWNERSHIP	FRACTION	0.00	0.00	0.00	0.00
16 CLIN_1 FIXED FUEL COST OWNERSHIP	FRACTION	0.00	0.00	0.00	0.00
17 CLIN_2 FIXED FUEL COST OWNERSHIP	FRACTION	0.00	0.00	0.00	0.00
18 CLIN_3 FIXED FUEL COST OWNERSHIP	FRACTION	0.00	0.00	0.00	0.00
19 CSVL_1 FIXED FUEL COST OWNERSHIP	FRACTION	0.00	0.00	0.00	0.00
20 CSVL_2 FIXED FUEL COST OWNERSHIP	FRACTION	0.00	0.00	0.00	0.00
21 CSVL_3 FIXED FUEL COST OWNERSHIP	FRACTION	0.00	0.00	0.00	0.00
22 CSVL_4 FIXED FUEL COST OWNERSHIP	FRACTION	0.00	0.00	0.00	0.00
23 CSVL_5 FIXED FUEL COST OWNERSHIP	FRACTION	0.00	0.00	0.00	0.00
24 CSVL_6 FIXED FUEL COST OWNERSHIP	FRACTION	0.00	0.00	0.00	0.00
25 COOK_1 FIXED FUEL COST OWNERSHIP	FRACTION	0.00	1.00	0.00	0.00
26 COOK_2 FIXED FUEL COST OWNERSHIP	FRACTION	0.00	1.00	0.00	0.00
27 GAVI_1 FIXED FUEL COST OWNERSHIP	FRACTION	0.00	0.00	0.00	0.00
28 GAVI_2 FIXED FUEL COST OWNERSHIP	FRACTION	0.00	0.00	0.00	0.00
29 GLEN_5 FIXED FUEL COST OWNERSHIP	FRACTION	0.00	0.00	0.00	0.00
30 GLEN_6 FIXED FUEL COST OWNERSHIP	FRACTION	0.00	0.00	0.00	0.00
31 BS2 4.5 FIXED FUEL COST OWNERSHIP	FRACTION	0.00	0.00	0.00	0.00

32	BS2 3.0					
FIXED	FUEL COST OWNERSHIP	FRACTION	0.00	0.00	0.00	0.00
33	KAMM_1					
FIXED	FUEL COST OWNERSHIP	FRACTION	0.00	0.00	0.00	0.00
34	KAMM_2					
FIXED	FUEL COST OWNERSHIP	FRACTION	0.00	0.00	0.00	0.00
35	KAMM_3					
FIXED	FUEL COST OWNERSHIP	FRACTION	0.00	0.00	0.00	0.00
36	KANA_1					
FIXED	FUEL COST OWNERSHIP	FRACTION	0.00	0.00	0.00	0.00
37	KANA_2					
FIXED	FUEL COST OWNERSHIP	FRACTION	0.00	0.00	0.00	0.00
38	KYGE_1					
FIXED	FUEL COST OWNERSHIP	FRACTION	0.00	0.00	0.00	0.00
39	KYGE_2					
FIXED	FUEL COST OWNERSHIP	FRACTION	0.00	0.00	0.00	0.00
40	KYGE_3					
FIXED	FUEL COST OWNERSHIP	FRACTION	0.00	0.00	0.00	0.00
41	KYGE_4					
FIXED	FUEL COST OWNERSHIP	FRACTION	0.00	0.00	0.00	0.00
42	KYGE_5					
FIXED	FUEL COST OWNERSHIP	FRACTION	0.00	0.00	0.00	0.00
43	MITC_1					
FIXED	FUEL COST OWNERSHIP	FRACTION	0.00	0.00	0.00	0.00
44	MITC_2					
FIXED	FUEL COST OWNERSHIP	FRACTION	0.00	0.00	0.00	0.00
45	MTNR_6.0					
FIXED	FUEL COST OWNERSHIP	FRACTION	0.00	0.00	0.00	0.00
46	MUSK_1					
FIXED	FUEL COST OWNERSHIP	FRACTION	0.00	0.00	0.00	0.00
47	MUSK_2					
FIXED	FUEL COST OWNERSHIP	FRACTION	0.00	0.00	0.00	0.00
48	MUSK_3					
FIXED	FUEL COST OWNERSHIP	FRACTION	0.00	0.00	0.00	0.00
49	MUSK_4					
FIXED	FUEL COST OWNERSHIP	FRACTION	0.00	0.00	0.00	0.00
50	MUSK_5					
FIXED	FUEL COST OWNERSHIP	FRACTION	0.00	0.00	0.00	0.00
51	PSPN_1					
FIXED	FUEL COST OWNERSHIP	FRACTION	0.00	0.00	0.00	0.00
52	PSPN_2					
FIXED	FUEL COST OWNERSHIP	FRACTION	0.00	0.00	0.00	0.00
53	PSPN_3					
FIXED	FUEL COST OWNERSHIP	FRACTION	0.00	0.00	0.00	0.00

AEP EAST
GENERATION AND FUEL MODULE
INPUT SUMMARY REPORT

QUALIFIER = GAF.INPUT.FUEL TYPE.

GENERATING COMPANIES		1 OPCO+CSP	2 I&M	3 APCO	4 KPCO
FUEL					
54 PSPN_4 FIXED FUEL COST OWNERSHIP	FRACTION	0.00	0.00	0.00	0.00
55 PSPN_5 FIXED FUEL COST OWNERSHIP	FRACTION	0.00	0.00	0.00	0.00
56 PICW_5 FIXED FUEL COST OWNERSHIP	FRACTION	0.00	0.00	0.00	0.00
57 BS2 1.7 FIXED FUEL COST OWNERSHIP	FRACTION	0.00	0.00	0.00	0.00
58 ROCK_1IM FIXED FUEL COST OWNERSHIP	FRACTION	0.00	0.00	0.00	0.00
59 ROCK_2IM FIXED FUEL COST OWNERSHIP	FRACTION	0.00	0.00	0.00	0.00
60 ROCK_6P FIXED FUEL COST OWNERSHIP	FRACTION	0.00	0.00	0.00	0.00
61 STUA_1 FIXED FUEL COST OWNERSHIP	FRACTION	0.00	0.00	0.00	0.00
62 STUA_2 FIXED FUEL COST OWNERSHIP	FRACTION	0.00	0.00	0.00	0.00
63 STUA_3 FIXED FUEL COST OWNERSHIP	FRACTION	0.00	0.00	0.00	0.00
64 STUA_4 FIXED FUEL COST OWNERSHIP	FRACTION	0.00	0.00	0.00	0.00
65 BS1_ CC FIXED FUEL COST OWNERSHIP	FRACTION	0.00	0.00	0.00	0.00
66 TANN_1 FIXED FUEL COST OWNERSHIP	FRACTION	0.00	0.00	0.00	0.00
67 TANN_2 FIXED FUEL COST OWNERSHIP	FRACTION	0.00	0.00	0.00	0.00
68 TANN_3 FIXED FUEL COST OWNERSHIP	FRACTION	0.00	0.00	0.00	0.00
69 TANN_4 FIXED FUEL COST OWNERSHIP	FRACTION	0.00	0.00	0.00	0.00
70 ZIMM_1 FIXED FUEL COST OWNERSHIP	FRACTION	0.00	0.00	0.00	0.00
71 TCO_POOL FIXED FUEL COST OWNERSHIP	FRACTION	0.00	0.00	0.00	0.00
72 DOMINON FIXED FUEL COST OWNERSHIP	FRACTION	0.00	0.00	0.00	0.00
73 TCO_DELV FIXED FUEL COST OWNERSHIP	FRACTION	0.00	0.00	0.00	0.00
74 CEREDO FIXED FUEL COST OWNERSHIP	FRACTION	0.00	0.00	0.00	0.00
75 DARBY FIXED FUEL COST OWNERSHIP	FRACTION	0.00	0.00	0.00	0.00
76 DRESDEN FIXED FUEL COST OWNERSHIP	FRACTION	0.00	0.00	0.00	0.00
77 LAWRNG FIXED FUEL COST OWNERSHIP	FRACTION	0.00	0.00	0.00	0.00
78 ROBMONE FIXED FUEL COST OWNERSHIP	FRACTION	0.00	0.00	0.00	0.00
79 WATERFOR FIXED FUEL COST OWNERSHIP	FRACTION	0.00	0.00	0.00	0.00
80 ROCK_5.1 FIXED FUEL COST OWNERSHIP	FRACTION	0.00	0.00	0.00	0.00
81 MR5_NGCC FIXED FUEL COST OWNERSHIP	FRACTION	0.00	0.00	0.00	0.00
82 FIXED FUEL COST OWNERSHIP	FRACTION	0.00	0.00	0.00	0.00
83 FIXED FUEL COST OWNERSHIP	FRACTION	0.00	0.00	0.00	0.00
84 FIXED FUEL COST OWNERSHIP	FRACTION	0.00	0.00	0.00	0.00

85 FIXED FUEL COST OWNERSHIP	FRACTION	0.00	0.00	0.00	0.00
86 FIXED FUEL COST OWNERSHIP	FRACTION	0.00	0.00	0.00	0.00
87 FIXED FUEL COST OWNERSHIP	FRACTION	0.00	0.00	0.00	0.00
88 FIXED FUEL COST OWNERSHIP	FRACTION	0.00	0.00	0.00	0.00
89 FIXED FUEL COST OWNERSHIP	FRACTION	0.00	0.00	0.00	0.00
90 FIXED FUEL COST OWNERSHIP	FRACTION	0.00	0.00	0.00	0.00
91 FIXED FUEL COST OWNERSHIP	FRACTION	0.00	0.00	0.00	0.00
92 FIXED FUEL COST OWNERSHIP	FRACTION	0.00	0.00	0.00	0.00
93 FIXED FUEL COST OWNERSHIP	FRACTION	0.00	0.00	0.00	0.00
94 FIXED FUEL COST OWNERSHIP	FRACTION	0.00	0.00	0.00	0.00
95 FIXED FUEL COST OWNERSHIP	FRACTION	0.00	0.00	0.00	0.00
96 FIXED FUEL COST OWNERSHIP	FRACTION	0.00	0.00	0.00	0.00
97 FIXED FUEL COST OWNERSHIP	FRACTION	0.00	0.00	0.00	0.00
98 FIXED FUEL COST OWNERSHIP	FRACTION	0.00	0.00	0.00	0.00

AEP EAST
GENERATION AND FUEL MODULE
INPUT SUMMARY REPORT

QUALIFIER = GAF.INPUT.FUEL TYPE.



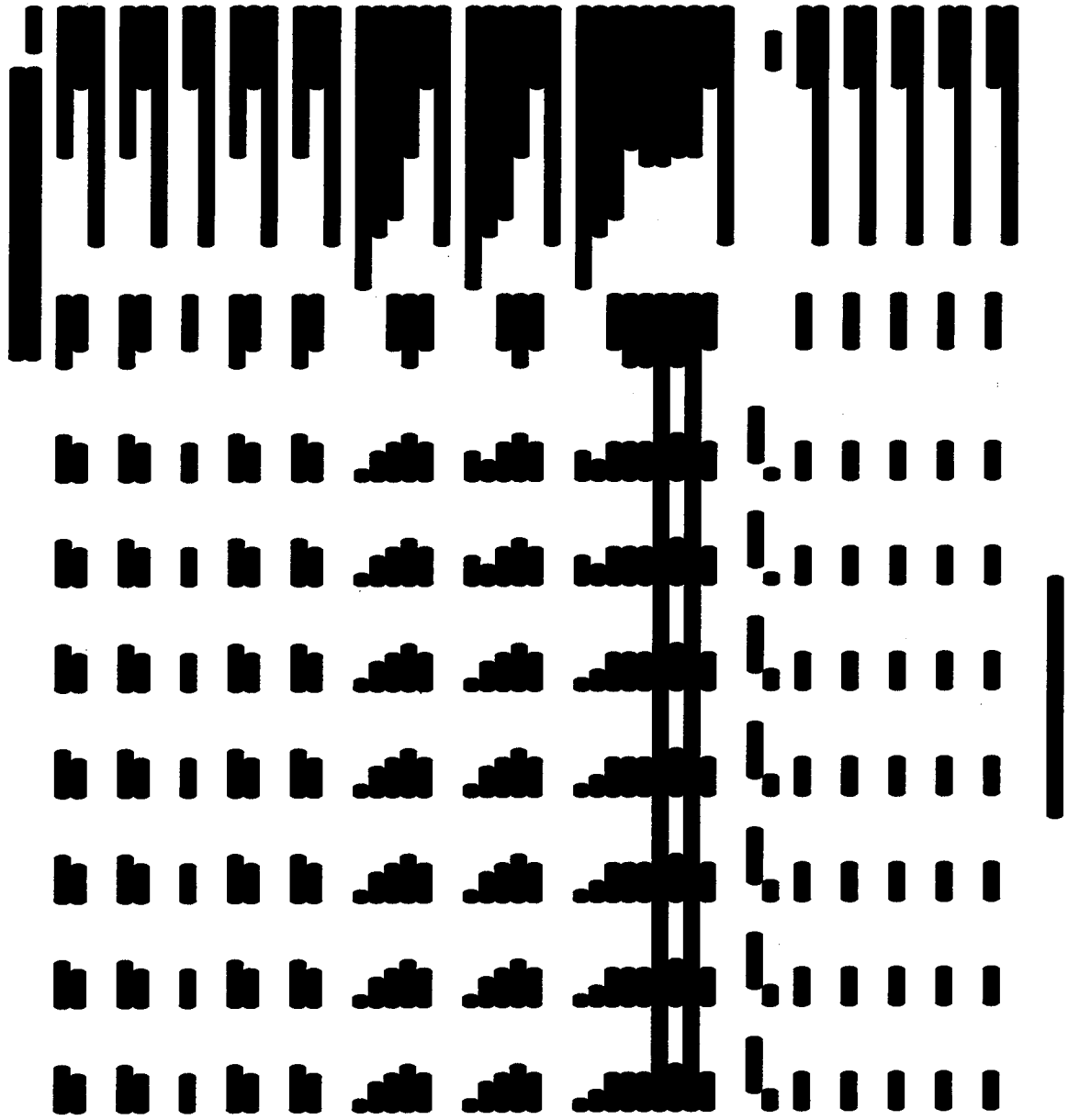









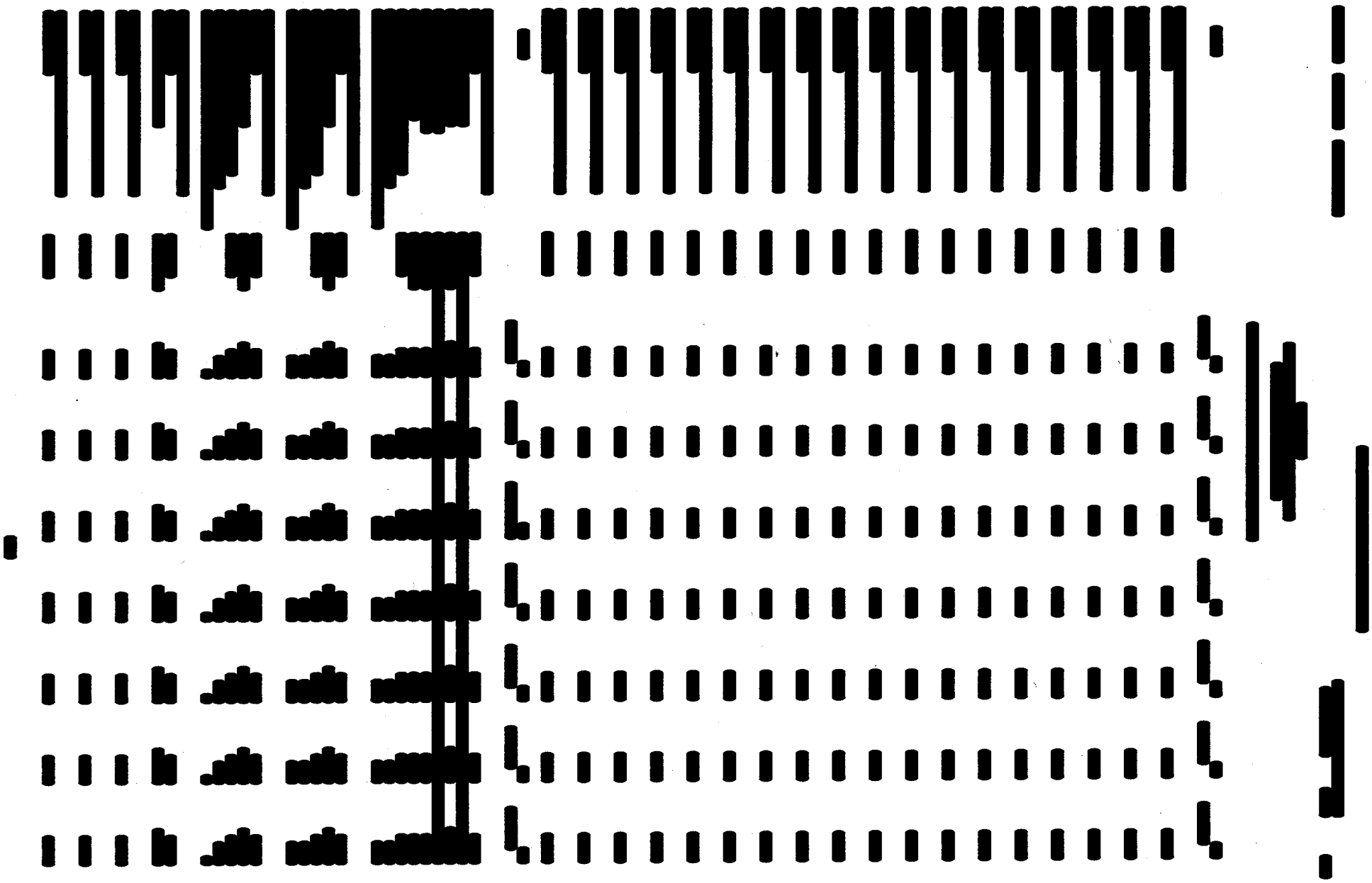



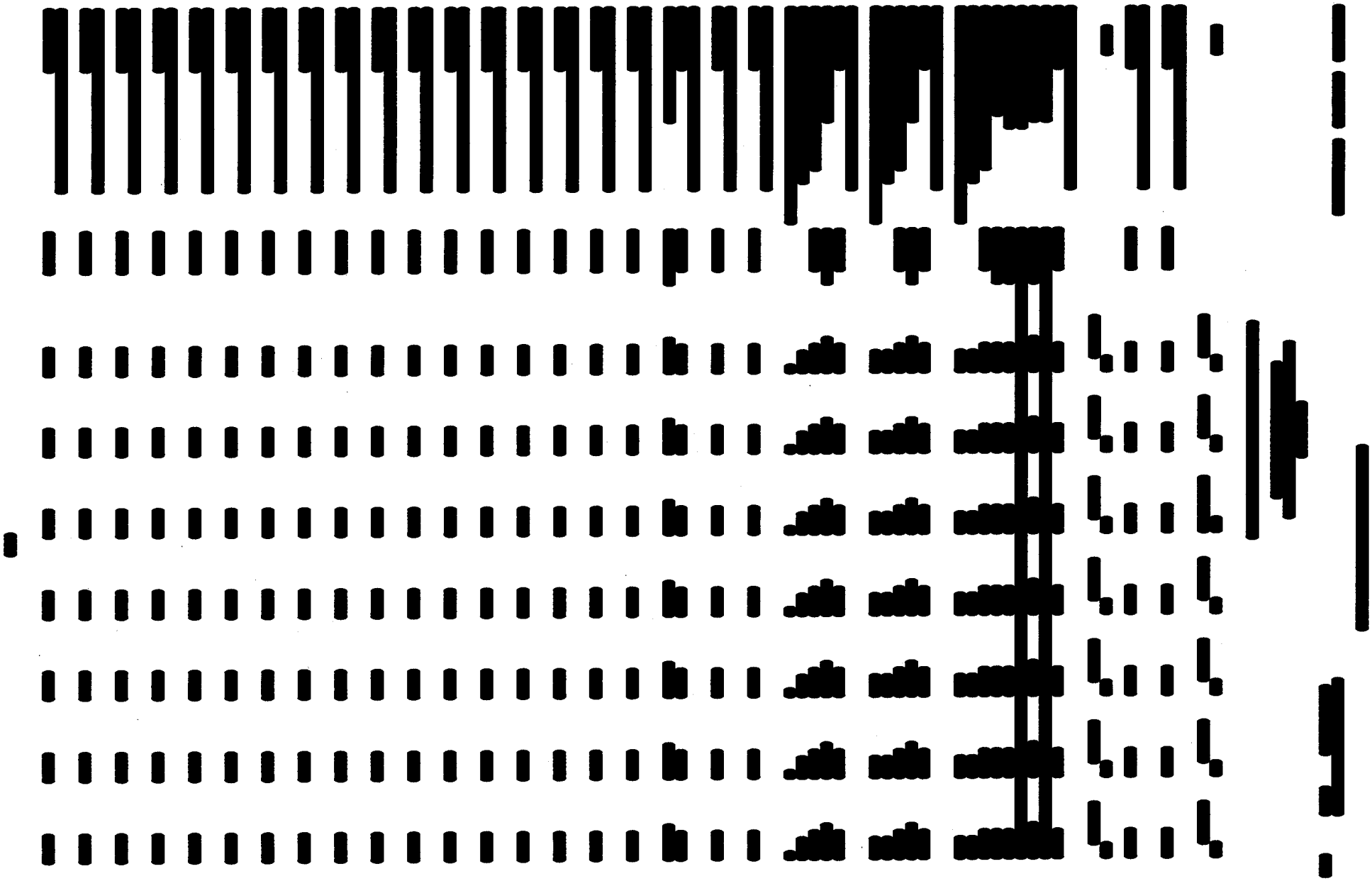















[redacted]

[redacted]

[redacted]















AEP EAST
GENERATION AND FUEL MODULE
INPUT SUMMARY REPORT

QUALIFIER = GAF.INPUT.FUEL TYPE.

FUEL		163	164	165	166	167	168	169
-------- YEAR 2016 --------								
-------- YEAR 2017 --------								
-------- YEAR 2018 --------								
-------- YEAR 2019 --------								
-------- YEAR 2020 --------								
-------- YEAR 2021 --------								
-------- YEAR 2022 --------								
-------- YEAR 2023 --------								
-------- YEAR 2024 --------								
-------- YEAR 2025 --------								
-------- YEAR 2026 --------								
-------- YEAR 2027 --------								
-------- YEAR 2028 --------								
-------- YEAR 2029 --------								
-------- YEAR 2030 --------								
-------- YEAR 2031 --------								
-------- YEAR 2032 --------								
-------- YEAR 2033 --------								
-------- YEAR 2034 --------								
-------- YEAR 2035 --------								
-------- YEAR 2036 --------								
-------- YEAR 2037 --------								
FUEL HEAT CONTENT	MBTU/UNT	0.00	0.00	0.00	0.00	0.00	0.00	0.00
-------- YEAR 2038 --------								
-------- YEAR 2039 --------								
-------- YEAR 2040 --------								

FUEL		170	171	172	173	174	175	176
-------- YEAR 2011 --------								
FUEL COST	$/MBTU	0.00	0.00	0.00	0.00	0.00	0.00	0.00
FUEL FLOW MAXIMUM	UNITS/HR	99999899648.	99999899648.	99999899648.	99999899648.	99999899648.	99999899648.	99999899648.
FUEL HEAT CONTENT	MBTU/UNT	1.00	1.00	1.00	1.00	1.00	1.00	1.00
FUEL LIMIT MAXIMUM	UNIT/DAY	99999899648.	99999899648.	99999899648.	99999899648.	99999899648.	99999899648.	99999899648.
FUEL LIMIT MINIMUM	UNIT/DAY	0.00	0.00	0.00	0.00	0.00	0.00	0.00
INVENTORY FACTOR	%-KUNITS	0.00	0.00	0.00	0.00	0.00	0.00	0.00
REPLACEMENT COST OF FUEL	$/MBTU	0.00	0.00	0.00	0.00	0.00	0.00	0.00
SEASONAL FUEL COST POINTER		0	0	0	0	0	0	0
SEASONAL REPLACEMENT COST POINTE		0	0	0	0	0	0	0
-------- YEAR 2012 --------								
-------- YEAR 2013 --------								
-------- YEAR 2014 --------								
-------- YEAR 2015 --------								
-------- YEAR 2016 --------								
-------- YEAR 2017 --------								
-------- YEAR 2018 --------								
-------- YEAR 2019 --------								
-------- YEAR 2020 --------								
-------- YEAR 2021 --------								
-------- YEAR 2022 --------								
-------- YEAR 2023 --------								
-------- YEAR 2024 --------								
-------- YEAR 2025 --------								
-------- YEAR 2026 --------								

-------- YEAR 2027 --------

-------- YEAR 2028 --------

-------- YEAR 2029 --------

-------- YEAR 2030 --------

-------- YEAR 2031 --------

-------- YEAR 2032 --------

-------- YEAR 2033 --------

-------- YEAR 2034 --------

-------- YEAR 2035 --------

-------- YEAR 2036 --------

-------- YEAR 2037 --------

FUEL HEAT CONTENT	MBTU/UNT	0.00	0.00	0.00	0.00	0.00	0.00	0.00

-------- YEAR 2038 --------

-------- YEAR 2039 --------

-------- YEAR 2040 --------

FUEL	177	178	179	180	181	182	183

-------- YEAR 2011 --------

FUEL COST	$/MBTU	0.00	0.00	0.00	0.00	0.00	0.00	0.00
FUEL FLOW MAXIMUM	UNITS/HR	99999899648.	99999899648.	99999899648.	99999899648.	99999899648.	99999899648.	99999899648.
FUEL HEAT CONTENT	MBTU/UNT	1.00	1.00	1.00	1.00	1.00	1.00	1.00
FUEL LIMIT MAXIMUM	UNIT/DAY	99999899648.	99999899648.	99999899648.	99999899648.	99999899648.	99999899648.	99999899648.
FUEL LIMIT MINIMUM	UNIT/DAY	0.00	0.00	0.00	0.00	0.00	0.00	0.00
INVENTORY FACTOR	%-KUNITS	0.00	0.00	0.00	0.00	0.00	0.00	0.00
REPLACEMENT COST OF FUEL	$/MBTU	0.00	0.00	0.00	0.00	0.00	0.00	0.00
SEASONAL FUEL COST POINTER		0	0	0	0	0	0	0
SEASONAL REPLACEMENT COST POINTE		0	0	0	0	0	0	0

-------- YEAR 2012 --------

-------- YEAR 2013 --------

-------- YEAR 2014 --------

-------- YEAR 2015 --------

-------- YEAR 2016 --------

-------- YEAR 2017 --------

-------- YEAR 2018 --------

-------- YEAR 2019 --------

-------- YEAR 2020 --------

-------- YEAR 2021 --------

NOTE: DATA DISPLAYED AFTER 2011 ONLY IF
VALUE CHANGED FROM PREVIOUS YEAR.

AEP EAST
GENERATION AND FUEL MODULE
INPUT SUMMARY REPORT

QUALIFIER = GAF.INPUT.FUEL TYPE.

FUEL		177	178	179	180	181	182	183
-------- YEAR 2022 --------								
-------- YEAR 2023 --------								
-------- YEAR 2024 --------								
-------- YEAR 2025 --------								
-------- YEAR 2026 --------								
-------- YEAR 2027 --------								
-------- YEAR 2028 --------								
-------- YEAR 2029 --------								
-------- YEAR 2030 --------								
-------- YEAR 2031 --------								
-------- YEAR 2032 --------								
-------- YEAR 2033 --------								
-------- YEAR 2034 --------								
-------- YEAR 2035 --------								
-------- YEAR 2036 --------								
-------- YEAR 2037 --------								
FUEL HEAT CONTENT	MBTU/UNT	0.00	0.00	0.00	0.00	0.00	0.00	0.00
-------- YEAR 2038 --------								
-------- YEAR 2039 --------								
-------- YEAR 2040 --------								

FUEL		184	185	186	187	188	189	190
-------- YEAR 2011 --------								
FUEL COST	$/MBTU	0.00	0.00	0.00	0.00	0.00	0.00	0.00
FUEL FLOW MAXIMUM	UNITS/HR	99999899648.	99999899648.	99999899648.	99999899648.	99999899648.	99999899648.	99999899648.
FUEL HEAT CONTENT	MBTU/UNT	1.00	1.00	1.00	1.00	1.00	1.00	1.00
FUEL LIMIT MAXIMUM	UNIT/DAY	99999899648.	99999899648.	99999899648.	99999899648.	99999899648.	99999899648.	99999899648.
FUEL LIMIT MINIMUM	UNIT/DAY	0.00	0.00	0.00	0.00	0.00	0.00	0.00
INVENTORY FACTOR	%-KUNITS	0.00	0.00	0.00	0.00	0.00	0.00	0.00
REPLACEMENT COST OF FUEL	$/MBTU	0.00	0.00	0.00	0.00	0.00	0.00	0.00
SEASONAL FUEL COST POINTER		0	0	0	0	0	0	0
SEASONAL REPLACEMENT COST POINTE		0	0	0	0	0	0	0
-------- YEAR 2012 --------								
-------- YEAR 2013 --------								
-------- YEAR 2014 --------								
-------- YEAR 2015 --------								
-------- YEAR 2016 --------								
-------- YEAR 2017 --------								
-------- YEAR 2018 --------								
-------- YEAR 2019 --------								
-------- YEAR 2020 --------								
-------- YEAR 2021 --------								
-------- YEAR 2022 --------								
-------- YEAR 2023 --------								
-------- YEAR 2024 --------								
-------- YEAR 2025 --------								
-------- YEAR 2026 --------								
-------- YEAR 2027 --------								
-------- YEAR 2028 --------								
-------- YEAR 2029 --------								
-------- YEAR 2030 --------								
-------- YEAR 2031 --------								
-------- YEAR 2032 --------								

-------- YEAR 2033 --------

-------- YEAR 2034 --------

-------- YEAR 2035 --------

-------- YEAR 2036 --------

-------- YEAR 2037 --------

FUEL HEAT CONTENT	MBTU/UNT	0.00	0.00	0.00	0.00	0.00	0.00	0.00

-------- YEAR 2038 --------

-------- YEAR 2039 --------

-------- YEAR 2040 --------

FUEL	191	192	193	194	195	196	197

-------- YEAR 2011 --------

FUEL COST	$/MBTU	0.00	0.00	0.00	0.00	0.00	0.00	0.00
FUEL FLOW MAXIMUM	UNITS/HR	99999899648.	99999899648.	99999899648.	99999899648.	99999899648.	99999899648.	99999899648.
FUEL HEAT CONTENT	MBTU/UNT	1.00	1.00	1.00	1.00	1.00	1.00	1.00
FUEL LIMIT MAXIMUM	UNIT/DAY	99999899648.	99999899648.	99999899648.	99999899648.	99999899648.	99999899648.	99999899648.
FUEL LIMIT MINIMUM	UNIT/DAY	0.00	0.00	0.00	0.00	0.00	0.00	0.00
INVENTORY FACTOR	%-KUNITS	0.00	0.00	0.00	0.00	0.00	0.00	0.00
REPLACEMENT COST OF FUEL	$/MBTU	0.00	0.00	0.00	0.00	0.00	0.00	0.00
SEASONAL FUEL COST POINTER		0	0	0	0	0	0	0
SEASONAL REPLACEMENT COST POINTE		0	0	0	0	0	0	0

-------- YEAR 2012 --------

-------- YEAR 2013 --------

-------- YEAR 2014 --------

-------- YEAR 2015 --------

-------- YEAR 2016 --------

-------- YEAR 2017 --------

-------- YEAR 2018 --------

-------- YEAR 2019 --------

-------- YEAR 2020 --------

-------- YEAR 2021 --------

-------- YEAR 2022 --------

-------- YEAR 2023 --------

-------- YEAR 2024 --------

-------- YEAR 2025 --------

-------- YEAR 2026 --------

-------- YEAR 2027 --------

NOTE: DATA DISPLAYED AFTER 2011 ONLY IF
VALUE CHANGED FROM PREVIOUS YEAR.

AEP EAST
GENERATION AND FUEL MODULE
INPUT SUMMARY REPORT

QUALIFIER = GAF.INPUT.FUEL TYPE.

FUEL		191	192	193	194	195	196	197
-------- YEAR 2028 --------								
-------- YEAR 2029 --------								
-------- YEAR 2030 --------								
-------- YEAR 2031 --------								
-------- YEAR 2032 --------								
-------- YEAR 2033 --------								
-------- YEAR 2034 --------								
-------- YEAR 2035 --------								
-------- YEAR 2036 --------								
-------- YEAR 2037 --------								
FUEL HEAT CONTENT	MBTU/UNT	0.00	0.00	0.00	0.00	0.00	0.00	0.00
-------- YEAR 2038 --------								
-------- YEAR 2039 --------								
-------- YEAR 2040 --------								

FUEL		198	199	200
-------- YEAR 2011 --------				
FUEL COST	$/MBTU	0.00	0.00	0.00
FUEL FLOW MAXIMUM	UNITS/HR	99999899648.	99999899648.	99999899648.
FUEL HEAT CONTENT	MBTU/UNT	1.00	1.00	1.00
FUEL LIMIT MAXIMUM	UNIT/DAY	99999899648.	99999899648.	99999899648.
FUEL LIMIT MINIMUM	UNIT/DAY	0.00	0.00	0.00
INVENTORY FACTOR	%-KUNITS	0.00	0.00	0.00
REPLACEMENT COST OF FUEL	$/MBTU	0.00	0.00	0.00
SEASONAL FUEL COST POINTER		0	0	0
SEASONAL REPLACEMENT COST POINTE		0	0	0
-------- YEAR 2012 --------				
-------- YEAR 2013 --------				
-------- YEAR 2014 --------				
-------- YEAR 2015 --------				
-------- YEAR 2016 --------				
-------- YEAR 2017 --------				
-------- YEAR 2018 --------				
-------- YEAR 2019 --------				
-------- YEAR 2020 --------				
-------- YEAR 2021 --------				
-------- YEAR 2022 --------				
-------- YEAR 2023 --------				
-------- YEAR 2024 --------				
-------- YEAR 2025 --------				
-------- YEAR 2026 --------				
-------- YEAR 2027 --------				
-------- YEAR 2028 --------				
-------- YEAR 2029 --------				
-------- YEAR 2030 --------				
-------- YEAR 2031 --------				
-------- YEAR 2032 --------				
-------- YEAR 2033 --------				
-------- YEAR 2034 --------				
-------- YEAR 2035 --------				
-------- YEAR 2036 --------				
-------- YEAR 2037 --------				
FUEL HEAT CONTENT	MBTU/UNT	0.00	0.00	0.00
-------- YEAR 2038 --------				

-------- YEAR 2039 --------

-------- YEAR 2040 --------

NOTE: DATA DISPLAYED AFTER 2011 ONLY IF
VALUE CHANGED FROM PREVIOUS YEAR.

AEP EAST
GENERATION AND FUEL MODULE
INPUT SUMMARY REPORT

QUALIFIER = GAF.INPUT.FUEL TYPE.

========== SEASON 1 JANUARY ==========

FUEL		1 AMOS_1	2 AMOS_2	3 AMOS_3	4 BECK_6	5 BIGS_1	6 BIGS_2	7 CARD_1
-------- YEAR 2011 --------								
SEASONAL FIXED FUEL COST	$000	0.00	0.00	0.00	0.00	0.00	0.00	0.00
SEASONAL FUEL LIMIT MAXIMUM	UNIT/DAY	-1.00	-1.00	-1.00	-1.00	-1.00	-1.00	-1.00
SEASONAL FUEL LIMIT MINIMUM	UNIT/DAY	-1.00	-1.00	-1.00	-1.00	-1.00	-1.00	-1.00
-------- YEAR 2012 --------								
-------- YEAR 2013 --------								
-------- YEAR 2014 --------								
-------- YEAR 2015 --------								
-------- YEAR 2016 --------								
-------- YEAR 2017 --------								
-------- YEAR 2018 --------								
-------- YEAR 2019 --------								
-------- YEAR 2020 --------								
-------- YEAR 2021 --------								
-------- YEAR 2022 --------								
-------- YEAR 2023 --------								
-------- YEAR 2024 --------								
-------- YEAR 2025 --------								
-------- YEAR 2026 --------								
-------- YEAR 2027 --------								
-------- YEAR 2028 --------								
-------- YEAR 2029 --------								
-------- YEAR 2030 --------								
-------- YEAR 2031 --------								
-------- YEAR 2032 --------								
-------- YEAR 2033 --------								
-------- YEAR 2034 --------								
-------- YEAR 2035 --------								
-------- YEAR 2036 --------								
-------- YEAR 2037 --------								
-------- YEAR 2038 --------								
-------- YEAR 2039 --------								
-------- YEAR 2040 --------								

========== SEASON 1 JANUARY ==========

FUEL		8 CARD_2	9 CARD_3	10 CLIF_1	11 CLIF_2	12 CLIF_3	13 CLIF_4	14 CLIF_5
-------- YEAR 2011 --------								
SEASONAL FIXED FUEL COST	$000	0.00	0.00	0.00	0.00	0.00	0.00	0.00
SEASONAL FUEL LIMIT MAXIMUM	UNIT/DAY	-1.00	-1.00	-1.00	-1.00	-1.00	-1.00	-1.00
SEASONAL FUEL LIMIT MINIMUM	UNIT/DAY	-1.00	-1.00	-1.00	-1.00	-1.00	-1.00	-1.00
-------- YEAR 2012 --------								
-------- YEAR 2013 --------								
-------- YEAR 2014 --------								
-------- YEAR 2015 --------								
-------- YEAR 2016 --------								
-------- YEAR 2017 --------								
-------- YEAR 2018 --------								
-------- YEAR 2019 --------								
-------- YEAR 2020 --------								
-------- YEAR 2021 --------								
-------- YEAR 2022 --------								
-------- YEAR 2023 --------								

-------- YEAR 2024 --------

-------- YEAR 2025 --------

-------- YEAR 2026 --------

-------- YEAR 2027 --------

-------- YEAR 2028 --------

-------- YEAR 2029 --------

-------- YEAR 2030 --------

-------- YEAR 2031 --------

-------- YEAR 2032 --------

-------- YEAR 2033 --------

-------- YEAR 2034 --------

-------- YEAR 2035 --------

-------- YEAR 2036 --------

-------- YEAR 2037 --------

-------- YEAR 2038 --------

-------- YEAR 2039 --------

-------- YEAR 2040 --------

========== SEASON 1 JANUARY ==========

FUEL		15 CLIF_6	16 CLIN_1	17 CLIN_2	18 CLIN_3	19 CSVL_1	20 CSVL_2	21 CSVL_3
-------- YEAR 2011 --------								
SEASONAL FIXED FUEL COST	$000	0.00	0.00	0.00	0.00	0.00	0.00	0.00
SEASONAL FUEL LIMIT MAXIMUM	UNIT/DAY	-1.00	-1.00	-1.00	-1.00	-1.00	-1.00	-1.00
SEASONAL FUEL LIMIT MINIMUM	UNIT/DAY	-1.00	-1.00	-1.00	-1.00	-1.00	-1.00	-1.00

-------- YEAR 2012 --------

-------- YEAR 2013 --------

-------- YEAR 2014 --------

-------- YEAR 2015 --------

-------- YEAR 2016 --------

-------- YEAR 2017 --------

-------- YEAR 2018 --------

-------- YEAR 2019 --------

-------- YEAR 2020 --------

NOTE: DATA DISPLAYED AFTER 2011 ONLY IF
VALUE CHANGED FROM PREVIOUS YEAR.

AEP EAST
GENERATION AND FUEL MODULE
INPUT SUMMARY REPORT

QUALIFIER = GAF.INPUT.FUEL TYPE.

========== SEASON 1 JANUARY ==========

FUEL	15 CLIF_6	16 CLIN_1	17 CLIN_2	18 CLIN_3	19 CSVL_1	20 CSVL_2	21 CSVL_3
-------- YEAR 2021 --------							
-------- YEAR 2022 --------							
-------- YEAR 2023 --------							
-------- YEAR 2024 --------							
-------- YEAR 2025 --------							
-------- YEAR 2026 --------							
-------- YEAR 2027 --------							
-------- YEAR 2028 --------							
-------- YEAR 2029 --------							
-------- YEAR 2030 --------							
-------- YEAR 2031 --------							
-------- YEAR 2032 --------							
-------- YEAR 2033 --------							
-------- YEAR 2034 --------							
-------- YEAR 2035 --------							
-------- YEAR 2036 --------							
-------- YEAR 2037 --------							
-------- YEAR 2038 --------							
-------- YEAR 2039 --------							
-------- YEAR 2040 --------							

========== SEASON 1 JANUARY ==========

FUEL		22 CSVL_4	23 CSVL_5	24 CSVL_6	25 COOK_1	26 COOK_2	27 GAVI_1	28 GAVI_2
-------- YEAR 2011 --------								
SEASONAL FIXED FUEL COST	$000	0.00	0.00	0.00	453.90	453.90	0.00	0.00
SEASONAL FUEL LIMIT MAXIMUM	UNIT/DAY	-1.00	-1.00	-1.00	-1.00	-1.00	-1.00	-1.00
SEASONAL FUEL LIMIT MINIMUM	UNIT/DAY	-1.00	-1.00	-1.00	-1.00	-1.00	-1.00	-1.00
-------- YEAR 2012 --------								
SEASONAL FIXED FUEL COST	$000	0.00	0.00	0.00	458.93	458.93	0.00	0.00
-------- YEAR 2013 --------								
SEASONAL FIXED FUEL COST	$000	0.00	0.00	0.00	464.11	464.11	0.00	0.00
-------- YEAR 2014 --------								
SEASONAL FIXED FUEL COST	$000	0.00	0.00	0.00	188.16	188.16	0.00	0.00
-------- YEAR 2015 --------								
SEASONAL FIXED FUEL COST	$000	0.00	0.00	0.00	193.66	193.66	0.00	0.00
-------- YEAR 2016 --------								
SEASONAL FIXED FUEL COST	$000	0.00	0.00	0.00	199.32	199.32	0.00	0.00
-------- YEAR 2017 --------								
SEASONAL FIXED FUEL COST	$000	0.00	0.00	0.00	205.15	205.15	0.00	0.00
-------- YEAR 2018 --------								
SEASONAL FIXED FUEL COST	$000	0.00	0.00	0.00	211.15	211.15	0.00	0.00
-------- YEAR 2019 --------								
SEASONAL FIXED FUEL COST	$000	0.00	0.00	0.00	217.34	217.34	0.00	0.00
-------- YEAR 2020 --------								
SEASONAL FIXED FUEL COST	$000	0.00	0.00	0.00	223.71	223.71	0.00	0.00
-------- YEAR 2021 --------								
SEASONAL FIXED FUEL COST	$000	0.00	0.00	0.00	230.26	230.26	0.00	0.00
-------- YEAR 2022 --------								
SEASONAL FIXED FUEL COST	$000	0.00	0.00	0.00	237.01	237.01	0.00	0.00
-------- YEAR 2023 --------								
SEASONAL FIXED FUEL COST	$000	0.00	0.00	0.00	243.95	243.95	0.00	0.00
-------- YEAR 2024 --------								
SEASONAL FIXED FUEL COST	$000	0.00	0.00	0.00	251.10	251.10	0.00	0.00
-------- YEAR 2025 --------								
SEASONAL FIXED FUEL COST	$000	0.00	0.00	0.00	258.46	258.46	0.00	0.00
-------- YEAR 2026 --------								
SEASONAL FIXED FUEL COST	$000	0.00	0.00	0.00	266.03	266.03	0.00	0.00
-------- YEAR 2027 --------								

SEASONAL FIXED FUEL COST	$000	0.00	0.00	0.00	273.83	273.83	0.00	0.00
-------- YEAR 2028 --------								
SEASONAL FIXED FUEL COST	$000	0.00	0.00	0.00	281.85	281.85	0.00	0.00
-------- YEAR 2029 --------								
SEASONAL FIXED FUEL COST	$000	0.00	0.00	0.00	290.11	290.11	0.00	0.00
-------- YEAR 2030 --------								
SEASONAL FIXED FUEL COST	$000	0.00	0.00	0.00	298.61	298.61	0.00	0.00
-------- YEAR 2031 --------								
SEASONAL FIXED FUEL COST	$000	0.00	0.00	0.00	307.36	307.36	0.00	0.00
-------- YEAR 2032 --------								
SEASONAL FIXED FUEL COST	$000	0.00	0.00	0.00	316.36	316.36	0.00	0.00
-------- YEAR 2033 --------								
SEASONAL FIXED FUEL COST	$000	0.00	0.00	0.00	325.63	325.63	0.00	0.00
-------- YEAR 2034 --------								
SEASONAL FIXED FUEL COST	$000	0.00	0.00	0.00	335.18	335.18	0.00	0.00
-------- YEAR 2035 --------								
SEASONAL FIXED FUEL COST	$000	0.00	0.00	0.00	344.99	344.99	0.00	0.00
-------- YEAR 2036 --------								
SEASONAL FIXED FUEL COST	$000	0.00	0.00	0.00	0.00	355.10	0.00	0.00
-------- YEAR 2037 --------								
SEASONAL FIXED FUEL COST	$000	0.00	0.00	0.00	0.00	365.51	0.00	0.00
-------- YEAR 2038 --------								
SEASONAL FIXED FUEL COST	$000	0.00	0.00	0.00	0.00	0.00	0.00	0.00
-------- YEAR 2039 --------								
-------- YEAR 2040 --------								

========== SEASON 1 JANUARY ==========

FUEL		29 GLEN_5	30 GLEN_6	31 BS2 4.5	32 BS2 3.0	33 KAMM_1	34 KAMM_2	35 KAMM_3
-------- YEAR 2011 --------								
SEASONAL FIXED FUEL COST	$000	0.00	0.00	0.00	0.00	0.00	0.00	0.00
SEASONAL FUEL LIMIT MAXIMUM	UNIT/DAY	-1.00	-1.00	-1.00	-1.00	-1.00	-1.00	-1.00
SEASONAL FUEL LIMIT MINIMUM	UNIT/DAY	-1.00	-1.00	-1.00	-1.00	-1.00	-1.00	-1.00
-------- YEAR 2012 --------								
-------- YEAR 2013 --------								
-------- YEAR 2014 --------								
-------- YEAR 2015 --------								
-------- YEAR 2016 --------								
-------- YEAR 2017 --------								
-------- YEAR 2018 --------								

NOTE: DATA DISPLAYED AFTER 2011 ONLY IF
VALUE CHANGED FROM PREVIOUS YEAR.

AEP EAST
GENERATION AND FUEL MODULE
INPUT SUMMARY REPORT

QUALIFIER = GAF.INPUT.FUEL TYPE.

========== SEASON 1 JANUARY ==========

FUEL	29 GLEN_5	30 GLEN_6	31 BS2 4.5	32 BS2 3.0	33 KAMM_1	34 KAMM_2	35 KAMM_3
-------- YEAR 2019 --------							
-------- YEAR 2020 --------							
-------- YEAR 2021 --------							
-------- YEAR 2022 --------							
-------- YEAR 2023 --------							
-------- YEAR 2024 --------							
-------- YEAR 2025 --------							
-------- YEAR 2026 --------							
-------- YEAR 2027 --------							
-------- YEAR 2028 --------							
-------- YEAR 2029 --------							
-------- YEAR 2030 --------							
-------- YEAR 2031 --------							
-------- YEAR 2032 --------							
-------- YEAR 2033 --------							
-------- YEAR 2034 --------							
-------- YEAR 2035 --------							
-------- YEAR 2036 --------							
-------- YEAR 2037 --------							
-------- YEAR 2038 --------							
-------- YEAR 2039 --------							
-------- YEAR 2040 --------							

========== SEASON 1 JANUARY ==========

FUEL		36 KANA_1	37 KANA_2	38 KYGE_1	39 KYGE_2	40 KYGE_3	41 KYGE_4	42 KYGE_5
-------- YEAR 2011 --------								
SEASONAL FIXED FUEL COST	$000	0.00	0.00	0.00	0.00	0.00	0.00	0.00
SEASONAL FUEL LIMIT MAXIMUM	UNIT/DAY	-1.00	-1.00	-1.00	-1.00	-1.00	-1.00	-1.00
SEASONAL FUEL LIMIT MINIMUM	UNIT/DAY	-1.00	-1.00	-1.00	-1.00	-1.00	-1.00	-1.00
-------- YEAR 2012 --------								
-------- YEAR 2013 --------								
-------- YEAR 2014 --------								
-------- YEAR 2015 --------								
-------- YEAR 2016 --------								
-------- YEAR 2017 --------								
-------- YEAR 2018 --------								
-------- YEAR 2019 --------								
-------- YEAR 2020 --------								
-------- YEAR 2021 --------								
-------- YEAR 2022 --------								
-------- YEAR 2023 --------								
-------- YEAR 2024 --------								
-------- YEAR 2025 --------								
-------- YEAR 2026 --------								
-------- YEAR 2027 --------								
-------- YEAR 2028 --------								
-------- YEAR 2029 --------								
-------- YEAR 2030 --------								
-------- YEAR 2031 --------								
-------- YEAR 2032 --------								

-------- YEAR 2033 --------

-------- YEAR 2034 --------

-------- YEAR 2035 --------

-------- YEAR 2036 --------

-------- YEAR 2037 --------

-------- YEAR 2038 --------

-------- YEAR 2039 --------

-------- YEAR 2040 --------

========== SEASON 1 JANUARY ==========

FUEL		43 MITC_1	44 MITC_2	45 MTNR_6.0	46 MUSK_1	47 MUSK_2	48 MUSK_3	49 MUSK_4
-------- YEAR 2011 --------								
SEASONAL FIXED FUEL COST	$000	0.00	0.00	0.00	0.00	0.00	0.00	0.00
SEASONAL FUEL LIMIT MAXIMUM	UNIT/DAY	-1.00	-1.00	-1.00	-1.00	-1.00	-1.00	-1.00
SEASONAL FUEL LIMIT MINIMUM	UNIT/DAY	-1.00	-1.00	-1.00	-1.00	-1.00	-1.00	-1.00

-------- YEAR 2012 --------

-------- YEAR 2013 --------

-------- YEAR 2014 --------

-------- YEAR 2015 --------

-------- YEAR 2016 --------

-------- YEAR 2017 --------

-------- YEAR 2018 --------

-------- YEAR 2019 --------

-------- YEAR 2020 --------

-------- YEAR 2021 --------

-------- YEAR 2022 --------

-------- YEAR 2023 --------

-------- YEAR 2024 --------

-------- YEAR 2025 --------

-------- YEAR 2026 --------

-------- YEAR 2027 --------

-------- YEAR 2028 --------

-------- YEAR 2029 --------

-------- YEAR 2030 --------

NOTE: DATA DISPLAYED AFTER 2011 ONLY IF
VALUE CHANGED FROM PREVIOUS YEAR.

AEP EAST
GENERATION AND FUEL MODULE
INPUT SUMMARY REPORT

QUALIFIER = GAF.INPUT.FUEL TYPE.

========== SEASON 1 JANUARY ==========

FUEL		43 MITC_1	44 MITC_2	45 MTNR_6.0	46 MUSK_1	47 MUSK_2	48 MUSK_3	49 MUSK_4
-------- YEAR 2031 --------								
-------- YEAR 2032 --------								
-------- YEAR 2033 --------								
-------- YEAR 2034 --------								
-------- YEAR 2035 --------								
-------- YEAR 2036 --------								
-------- YEAR 2037 --------								
-------- YEAR 2038 --------								
-------- YEAR 2039 --------								
-------- YEAR 2040 --------								

========== SEASON 1 JANUARY ==========

FUEL		50 MUSK_5	51 PSPN_1	52 PSPN_2	53 PSPN_3	54 PSPN_4	55 PSPN_5	56 PICW_5
-------- YEAR 2011 --------								
SEASONAL FIXED FUEL COST	$000	0.00	0.00	0.00	0.00	0.00	0.00	0.00
SEASONAL FUEL LIMIT MAXIMUM	UNIT/DAY	-1.00	-1.00	-1.00	-1.00	-1.00	-1.00	-1.00
SEASONAL FUEL LIMIT MINIMUM	UNIT/DAY	-1.00	-1.00	-1.00	-1.00	-1.00	-1.00	-1.00
-------- YEAR 2012 --------								
-------- YEAR 2013 --------								
-------- YEAR 2014 --------								
-------- YEAR 2015 --------								
-------- YEAR 2016 --------								
-------- YEAR 2017 --------								
-------- YEAR 2018 --------								
-------- YEAR 2019 --------								
-------- YEAR 2020 --------								
-------- YEAR 2021 --------								
-------- YEAR 2022 --------								
-------- YEAR 2023 --------								
-------- YEAR 2024 --------								
-------- YEAR 2025 --------								
-------- YEAR 2026 --------								
-------- YEAR 2027 --------								
-------- YEAR 2028 --------								
-------- YEAR 2029 --------								
-------- YEAR 2030 --------								
-------- YEAR 2031 --------								
-------- YEAR 2032 --------								
-------- YEAR 2033 --------								
-------- YEAR 2034 --------								
-------- YEAR 2035 --------								
-------- YEAR 2036 --------								
-------- YEAR 2037 --------								
-------- YEAR 2038 --------								
-------- YEAR 2039 --------								
-------- YEAR 2040 --------								

========== SEASON 1 JANUARY ==========

FUEL		57 BS2 1.7	58 ROCK_1IM	59 ROCK_2IM	60 ROCK_6P	61 STUA_1	62 STUA_2	63 STUA_3
-------- YEAR 2011 --------								
SEASONAL FIXED FUEL COST	$000	0.00	0.00	0.00	0.00	0.00	0.00	0.00
SEASONAL FUEL LIMIT MAXIMUM	UNIT/DAY	-1.00	-1.00	-1.00	-1.00	-1.00	-1.00	-1.00
SEASONAL FUEL LIMIT MINIMUM	UNIT/DAY	-1.00	-1.00	-1.00	-1.00	-1.00	-1.00	-1.00

-------- YEAR 2012 --------

-------- YEAR 2013 --------

-------- YEAR 2014 --------

-------- YEAR 2015 --------

-------- YEAR 2016 --------

-------- YEAR 2017 --------

-------- YEAR 2018 --------

-------- YEAR 2019 --------

-------- YEAR 2020 --------

-------- YEAR 2021 --------

-------- YEAR 2022 --------

-------- YEAR 2023 --------

-------- YEAR 2024 --------

-------- YEAR 2025 --------

-------- YEAR 2026 --------

-------- YEAR 2027 --------

-------- YEAR 2028 --------

-------- YEAR 2029 --------

-------- YEAR 2030 --------

-------- YEAR 2031 --------

-------- YEAR 2032 --------

-------- YEAR 2033 --------

-------- YEAR 2034 --------

-------- YEAR 2035 --------

-------- YEAR 2036 --------

-------- YEAR 2037 --------

-------- YEAR 2038 --------

-------- YEAR 2039 --------

-------- YEAR 2040 --------

NOTE: DATA DISPLAYED AFTER 2011 ONLY IF
VALUE CHANGED FROM PREVIOUS YEAR.

AEP EAST
GENERATION AND FUEL MODULE
INPUT SUMMARY REPORT

QUALIFIER = GAF.INPUT.FUEL TYPE.

========== SEASON 1 JANUARY ==========

FUEL		64 STUA_4	65 BS1_ CC	66 TANN_1	67 TANN_2	68 TANN_3	69 TANN_4	70 ZIMM_1
-------- YEAR 2011 --------								
SEASONAL FIXED FUEL COST	$000	0.00	0.00	0.00	0.00	0.00	0.00	0.00
SEASONAL FUEL LIMIT MAXIMUM	UNIT/DAY	-1.00	-1.00	-1.00	-1.00	-1.00	-1.00	-1.00
SEASONAL FUEL LIMIT MINIMUM	UNIT/DAY	-1.00	-1.00	-1.00	-1.00	-1.00	-1.00	-1.00
-------- YEAR 2012 --------								
-------- YEAR 2013 --------								
-------- YEAR 2014 --------								
-------- YEAR 2015 --------								
-------- YEAR 2016 --------								
-------- YEAR 2017 --------								
-------- YEAR 2018 --------								
-------- YEAR 2019 --------								
-------- YEAR 2020 --------								
-------- YEAR 2021 --------								
-------- YEAR 2022 --------								
-------- YEAR 2023 --------								
-------- YEAR 2024 --------								
-------- YEAR 2025 --------								
-------- YEAR 2026 --------								
-------- YEAR 2027 --------								
-------- YEAR 2028 --------								
-------- YEAR 2029 --------								
-------- YEAR 2030 --------								
-------- YEAR 2031 --------								
-------- YEAR 2032 --------								
-------- YEAR 2033 --------								
-------- YEAR 2034 --------								
-------- YEAR 2035 --------								
-------- YEAR 2036 --------								
-------- YEAR 2037 --------								
-------- YEAR 2038 --------								
-------- YEAR 2039 --------								
-------- YEAR 2040 --------								

========== SEASON 1 JANUARY ==========

FUEL		71 TCO_POOL	72 DOMINON	73 TCO_DELV	74 CEREDO	75 DARBY	76 DRESDEN	77 LAWRNG
-------- YEAR 2011 --------								
SEASONAL FIXED FUEL COST	$000	0.00	0.00	0.00	0.00	0.00	0.00	0.00
SEASONAL FUEL LIMIT MAXIMUM	UNIT/DAY	-1.00	-1.00	-1.00	-1.00	-1.00	-1.00	-1.00
SEASONAL FUEL LIMIT MINIMUM	UNIT/DAY	-1.00	-1.00	-1.00	-1.00	-1.00	-1.00	-1.00
-------- YEAR 2012 --------								
-------- YEAR 2013 --------								
-------- YEAR 2014 --------								
-------- YEAR 2015 --------								
-------- YEAR 2016 --------								
-------- YEAR 2017 --------								
-------- YEAR 2018 --------								
-------- YEAR 2019 --------								
-------- YEAR 2020 --------								
-------- YEAR 2021 --------								
-------- YEAR 2022 --------								
-------- YEAR 2023 --------								

-------- YEAR 2024 --------

-------- YEAR 2025 --------

-------- YEAR 2026 --------

-------- YEAR 2027 --------

-------- YEAR 2028 --------

-------- YEAR 2029 --------

-------- YEAR 2030 --------

-------- YEAR 2031 --------

-------- YEAR 2032 --------

-------- YEAR 2033 --------

-------- YEAR 2034 --------

-------- YEAR 2035 --------

-------- YEAR 2036 --------

-------- YEAR 2037 --------

-------- YEAR 2038 --------

-------- YEAR 2039 --------

-------- YEAR 2040 --------

========== SEASON 1 JANUARY ==========

FUEL		78 ROBMONE	79 WATERFOR	80 ROCK_5.1	81 MR5_NGCC	139 PC_S_NE8	140 STKR_BIO	141 MR5_CO
-------- YEAR 2011 --------								
SEASONAL FIXED FUEL COST	$000	0.00	0.00	0.00	0.00	0.00	0.00	0.00
SEASONAL FUEL LIMIT MAXIMUM	UNIT/DAY	-1.00	-1.00	-1.00	-1.00	-1.00	-1.00	-1.00
SEASONAL FUEL LIMIT MINIMUM	UNIT/DAY	-1.00	-1.00	-1.00	-1.00	-1.00	-1.00	-1.00

-------- YEAR 2012 --------

-------- YEAR 2013 --------

-------- YEAR 2014 --------

-------- YEAR 2015 --------

-------- YEAR 2016 --------

-------- YEAR 2017 --------

-------- YEAR 2018 --------

-------- YEAR 2019 --------

-------- YEAR 2020 --------

NOTE: DATA DISPLAYED AFTER 2011 ONLY IF
VALUE CHANGED FROM PREVIOUS YEAR.

AEP EAST
GENERATION AND FUEL MODULE
INPUT SUMMARY REPORT

QUALIFIER = GAF.INPUT.FUEL TYPE.

========== SEASON 1 JANUARY ==========

FUEL	78 ROBMONE	79 WATERFOR	80 ROCK_5.1	81 MR5_NGCC	139 PC_S_NE8	140 STKR_BIO	141 MR5_CO
-------- YEAR 2021 --------							
-------- YEAR 2022 --------							
-------- YEAR 2023 --------							
-------- YEAR 2024 --------							
-------- YEAR 2025 --------							
-------- YEAR 2026 --------							
-------- YEAR 2027 --------							
-------- YEAR 2028 --------							
-------- YEAR 2029 --------							
-------- YEAR 2030 --------							
-------- YEAR 2031 --------							
-------- YEAR 2032 --------							
-------- YEAR 2033 --------							
-------- YEAR 2034 --------							
-------- YEAR 2035 --------							
-------- YEAR 2036 --------							
-------- YEAR 2037 --------							
-------- YEAR 2038 --------							
-------- YEAR 2039 --------							
-------- YEAR 2040 --------							

========== SEASON 1 JANUARY ==========

FUEL		143 AM3_BIO	144 BS2_SEP	146 MNTR_BIO	147 TNR4_SEP	148 SRT1_SEP	149 SRT1_BIO	150 SRT2_SEP
-------- YEAR 2011 --------								
SEASONAL FIXED FUEL COST	$000	0.00	0.00	0.00	0.00	0.00	0.00	0.00
SEASONAL FUEL LIMIT MAXIMUM	UNIT/DAY	-1.00	-1.00	-1.00	-1.00	-1.00	-1.00	-1.00
SEASONAL FUEL LIMIT MINIMUM	UNIT/DAY	-1.00	-1.00	-1.00	-1.00	-1.00	-1.00	-1.00
-------- YEAR 2012 --------								
-------- YEAR 2013 --------								
-------- YEAR 2014 --------								
-------- YEAR 2015 --------								
-------- YEAR 2016 --------								
-------- YEAR 2017 --------								
-------- YEAR 2018 --------								
-------- YEAR 2019 --------								
-------- YEAR 2020 --------								
-------- YEAR 2021 --------								
-------- YEAR 2022 --------								
-------- YEAR 2023 --------								
-------- YEAR 2024 --------								
-------- YEAR 2025 --------								
-------- YEAR 2026 --------								
-------- YEAR 2027 --------								
-------- YEAR 2028 --------								
-------- YEAR 2029 --------								
-------- YEAR 2030 --------								
-------- YEAR 2031 --------								
-------- YEAR 2032 --------								
-------- YEAR 2033 --------								
-------- YEAR 2034 --------								

-------- YEAR 2035 --------

-------- YEAR 2036 --------

-------- YEAR 2037 --------

-------- YEAR 2038 --------

-------- YEAR 2039 --------

-------- YEAR 2040 --------

========== SEASON 1 JANUARY ==========

FUEL		151 SRT2_BIO	152 SRT3_SEP	153 SRT3_BIO	154 SRT4_SEP	155 MR5_SI	156 RP1_BIO	157 RP2_BIO
-------- YEAR 2011 --------								
SEASONAL FIXED FUEL COST	$000	0.00	0.00	0.00	0.00	0.00	0.00	0.00
SEASONAL FUEL LIMIT MAXIMUM	UNIT/DAY	-1.00	-1.00	-1.00	-1.00	-1.00	-1.00	-1.00
SEASONAL FUEL LIMIT MINIMUM	UNIT/DAY	-1.00	-1.00	-1.00	-1.00	-1.00	-1.00	-1.00

-------- YEAR 2012 --------

-------- YEAR 2013 --------

-------- YEAR 2014 --------

-------- YEAR 2015 --------

-------- YEAR 2016 --------

-------- YEAR 2017 --------

-------- YEAR 2018 --------

-------- YEAR 2019 --------

-------- YEAR 2020 --------

-------- YEAR 2021 --------

-------- YEAR 2022 --------

-------- YEAR 2023 --------

-------- YEAR 2024 --------

-------- YEAR 2025 --------

-------- YEAR 2026 --------

-------- YEAR 2027 --------

-------- YEAR 2028 --------

-------- YEAR 2029 --------

-------- YEAR 2030 --------

-------- YEAR 2031 --------

-------- YEAR 2032 --------

NOTE: DATA DISPLAYED AFTER 2011 ONLY IF
VALUE CHANGED FROM PREVIOUS YEAR.

AEP EAST
GENERATION AND FUEL MODULE
INPUT SUMMARY REPORT

QUALIFIER = GAF.INPUT.FUEL TYPE.

========== SEASON 1 JANUARY ==========

FUEL		151 SRT2_BIO	152 SRT3_SEP	153 SRT3_BIO	154 SRT4_SEP	155 MR5_SI	156 RP1_BIO	157 RP2_BIO
-------- YEAR 2033 --------								
-------- YEAR 2034 --------								
-------- YEAR 2035 --------								
-------- YEAR 2036 --------								
-------- YEAR 2037 --------								
-------- YEAR 2038 --------								
-------- YEAR 2039 --------								
-------- YEAR 2040 --------								

========== SEASON 2 FEBRUARY ==========

FUEL		1 AMOS_1	2 AMOS_2	3 AMOS_3	4 BECK_6	5 BIGS_1	6 BIGS_2	7 CARD_1
-------- YEAR 2011 --------								
SEASONAL FIXED FUEL COST	$000	0.00	0.00	0.00	0.00	0.00	0.00	0.00
SEASONAL FUEL LIMIT MAXIMUM	UNIT/DAY	-1.00	-1.00	-1.00	-1.00	-1.00	-1.00	-1.00
SEASONAL FUEL LIMIT MINIMUM	UNIT/DAY	-1.00	-1.00	-1.00	-1.00	-1.00	-1.00	-1.00
-------- YEAR 2012 --------								
-------- YEAR 2013 --------								
-------- YEAR 2014 --------								
-------- YEAR 2015 --------								
-------- YEAR 2016 --------								
-------- YEAR 2017 --------								
-------- YEAR 2018 --------								
-------- YEAR 2019 --------								
-------- YEAR 2020 --------								
-------- YEAR 2021 --------								
-------- YEAR 2022 --------								
-------- YEAR 2023 --------								
-------- YEAR 2024 --------								
-------- YEAR 2025 --------								
-------- YEAR 2026 --------								
-------- YEAR 2027 --------								
-------- YEAR 2028 --------								
-------- YEAR 2029 --------								
-------- YEAR 2030 --------								
-------- YEAR 2031 --------								
-------- YEAR 2032 --------								
-------- YEAR 2033 --------								
-------- YEAR 2034 --------								
-------- YEAR 2035 --------								
-------- YEAR 2036 --------								
-------- YEAR 2037 --------								
-------- YEAR 2038 --------								
-------- YEAR 2039 --------								
-------- YEAR 2040 --------								

========== SEASON 2 FEBRUARY ==========

FUEL		8 CARD_2	9 CARD_3	10 CLIF_1	11 CLIF_2	12 CLIF_3	13 CLIF_4	14 CLIF_5
-------- YEAR 2011 --------								
SEASONAL FIXED FUEL COST	$000	0.00	0.00	0.00	0.00	0.00	0.00	0.00
SEASONAL FUEL LIMIT MAXIMUM	UNIT/DAY	-1.00	-1.00	-1.00	-1.00	-1.00	-1.00	-1.00
SEASONAL FUEL LIMIT MINIMUM	UNIT/DAY	-1.00	-1.00	-1.00	-1.00	-1.00	-1.00	-1.00
-------- YEAR 2012 --------								
-------- YEAR 2013 --------								

-------- YEAR 2014 --------

-------- YEAR 2015 --------

-------- YEAR 2016 --------

-------- YEAR 2017 --------

-------- YEAR 2018 --------

-------- YEAR 2019 --------

-------- YEAR 2020 --------

-------- YEAR 2021 --------

-------- YEAR 2022 --------

-------- YEAR 2023 --------

-------- YEAR 2024 --------

-------- YEAR 2025 --------

-------- YEAR 2026 --------

-------- YEAR 2027 --------

-------- YEAR 2028 --------

-------- YEAR 2029 --------

-------- YEAR 2030 --------

-------- YEAR 2031 --------

-------- YEAR 2032 --------

-------- YEAR 2033 --------

-------- YEAR 2034 --------

-------- YEAR 2035 --------

-------- YEAR 2036 --------

-------- YEAR 2037 --------

-------- YEAR 2038 --------

-------- YEAR 2039 --------

-------- YEAR 2040 --------

========== SEASON 2 FEBRUARY ==========

FUEL		15 CLIF_6	16 CLIN_1	17 CLIN_2	18 CLIN_3	19 CSVL_1	20 CSVL_2	21 CSVL_3
-------- YEAR 2011 --------								
SEASONAL FIXED FUEL COST	$000	0.00	0.00	0.00	0.00	0.00	0.00	0.00
SEASONAL FUEL LIMIT MAXIMUM	UNIT/DAY	-1.00	-1.00	-1.00	-1.00	-1.00	-1.00	-1.00

NOTE: DATA DISPLAYED AFTER 2011 ONLY IF
VALUE CHANGED FROM PREVIOUS YEAR.

AEP EAST
GENERATION AND FUEL MODULE
INPUT SUMMARY REPORT

QUALIFIER = GAF.INPUT.FUEL TYPE.

========== SEASON 2 FEBRUARY ==========

FUEL		15 CLIF_6	16 CLIN_1	17 CLIN_2	18 CLIN_3	19 CSVL_1	20 CSVL_2	21 CSVL_3
-------- YEAR 2011 --------								
SEASONAL FUEL LIMIT MINIMUM	UNIT/DAY	-1.00	-1.00	-1.00	-1.00	-1.00	-1.00	-1.00
-------- YEAR 2012 --------								
-------- YEAR 2013 --------								
-------- YEAR 2014 --------								
-------- YEAR 2015 --------								
-------- YEAR 2016 --------								
-------- YEAR 2017 --------								
-------- YEAR 2018 --------								
-------- YEAR 2019 --------								
-------- YEAR 2020 --------								
-------- YEAR 2021 --------								
-------- YEAR 2022 --------								
-------- YEAR 2023 --------								
-------- YEAR 2024 --------								
-------- YEAR 2025 --------								
-------- YEAR 2026 --------								
-------- YEAR 2027 --------								
-------- YEAR 2028 --------								
-------- YEAR 2029 --------								
-------- YEAR 2030 --------								
-------- YEAR 2031 --------								
-------- YEAR 2032 --------								
-------- YEAR 2033 --------								
-------- YEAR 2034 --------								
-------- YEAR 2035 --------								
-------- YEAR 2036 --------								
-------- YEAR 2037 --------								
-------- YEAR 2038 --------								
-------- YEAR 2039 --------								
-------- YEAR 2040 --------								

========== SEASON 2 FEBRUARY ==========

FUEL		22 CSVL_4	23 CSVL_5	24 CSVL_6	25 COOK_1	26 COOK_2	27 GAVI_1	28 GAVI_2
-------- YEAR 2011 --------								
SEASONAL FIXED FUEL COST	$000	0.00	0.00	0.00	453.90	453.90	0.00	0.00
SEASONAL FUEL LIMIT MAXIMUM	UNIT/DAY	-1.00	-1.00	-1.00	-1.00	-1.00	-1.00	-1.00
SEASONAL FUEL LIMIT MINIMUM	UNIT/DAY	-1.00	-1.00	-1.00	-1.00	-1.00	-1.00	-1.00
-------- YEAR 2012 --------								
SEASONAL FIXED FUEL COST	$000	0.00	0.00	0.00	458.93	458.93	0.00	0.00
-------- YEAR 2013 --------								
SEASONAL FIXED FUEL COST	$000	0.00	0.00	0.00	464.11	464.11	0.00	0.00
-------- YEAR 2014 --------								
SEASONAL FIXED FUEL COST	$000	0.00	0.00	0.00	188.16	188.16	0.00	0.00
-------- YEAR 2015 --------								
SEASONAL FIXED FUEL COST	$000	0.00	0.00	0.00	193.66	193.66	0.00	0.00
-------- YEAR 2016 --------								
SEASONAL FIXED FUEL COST	$000	0.00	0.00	0.00	199.32	199.32	0.00	0.00
-------- YEAR 2017 --------								
SEASONAL FIXED FUEL COST	$000	0.00	0.00	0.00	205.15	205.15	0.00	0.00
-------- YEAR 2018 --------								
SEASONAL FIXED FUEL COST	$000	0.00	0.00	0.00	211.15	211.15	0.00	0.00
-------- YEAR 2019 --------								
SEASONAL FIXED FUEL COST	$000	0.00	0.00	0.00	217.34	217.34	0.00	0.00
-------- YEAR 2020 --------								

SEASONAL FIXED FUEL COST	$000	0.00	0.00	0.00	223.71	223.71	0.00	0.00
-------- YEAR 2021 --------								
SEASONAL FIXED FUEL COST	$000	0.00	0.00	0.00	230.26	230.26	0.00	0.00
-------- YEAR 2022 --------								
SEASONAL FIXED FUEL COST	$000	0.00	0.00	0.00	237.01	237.01	0.00	0.00
-------- YEAR 2023 --------								
SEASONAL FIXED FUEL COST	$000	0.00	0.00	0.00	243.95	243.95	0.00	0.00
-------- YEAR 2024 --------								
SEASONAL FIXED FUEL COST	$000	0.00	0.00	0.00	251.10	251.10	0.00	0.00
-------- YEAR 2025 --------								
SEASONAL FIXED FUEL COST	$000	0.00	0.00	0.00	258.46	258.46	0.00	0.00
-------- YEAR 2026 --------								
SEASONAL FIXED FUEL COST	$000	0.00	0.00	0.00	266.03	266.03	0.00	0.00
-------- YEAR 2027 --------								
SEASONAL FIXED FUEL COST	$000	0.00	0.00	0.00	273.83	273.83	0.00	0.00
-------- YEAR 2028 --------								
SEASONAL FIXED FUEL COST	$000	0.00	0.00	0.00	281.85	281.85	0.00	0.00
-------- YEAR 2029 --------								
SEASONAL FIXED FUEL COST	$000	0.00	0.00	0.00	290.11	290.11	0.00	0.00
-------- YEAR 2030 --------								
SEASONAL FIXED FUEL COST	$000	0.00	0.00	0.00	298.61	298.61	0.00	0.00
-------- YEAR 2031 --------								
SEASONAL FIXED FUEL COST	$000	0.00	0.00	0.00	307.36	307.36	0.00	0.00
-------- YEAR 2032 --------								
SEASONAL FIXED FUEL COST	$000	0.00	0.00	0.00	316.36	316.36	0.00	0.00
-------- YEAR 2033 --------								
SEASONAL FIXED FUEL COST	$000	0.00	0.00	0.00	325.63	325.63	0.00	0.00
-------- YEAR 2034 --------								
SEASONAL FIXED FUEL COST	$000	0.00	0.00	0.00	335.18	335.18	0.00	0.00
-------- YEAR 2035 --------								
SEASONAL FIXED FUEL COST	$000	0.00	0.00	0.00	344.99	344.99	0.00	0.00
-------- YEAR 2036 --------								
SEASONAL FIXED FUEL COST	$000	0.00	0.00	0.00	0.00	355.10	0.00	0.00
-------- YEAR 2037 --------								
SEASONAL FIXED FUEL COST	$000	0.00	0.00	0.00	0.00	365.51	0.00	0.00
-------- YEAR 2038 --------								
SEASONAL FIXED FUEL COST	$000	0.00	0.00	0.00	0.00	0.00	0.00	0.00
-------- YEAR 2039 --------								
-------- YEAR 2040 --------								

NOTE: DATA DISPLAYED AFTER 2011 ONLY IF
VALUE CHANGED FROM PREVIOUS YEAR.

AEP EAST
GENERATION AND FUEL MODULE
INPUT SUMMARY REPORT

QUALIFIER = GAF.INPUT.FUEL TYPE.

========== SEASON 2 FEBRUARY ==========

FUEL		29 GLEN_5	30 GLEN_6	31 BS2 4.5	32 BS2 3.0	33 KAMM_1	34 KAMM_2	35 KAMM_3
-------- YEAR 2011 --------								
SEASONAL FIXED FUEL COST	$000	0.00	0.00	0.00	0.00	0.00	0.00	0.00
SEASONAL FUEL LIMIT MAXIMUM	UNIT/DAY	-1.00	-1.00	-1.00	-1.00	-1.00	-1.00	-1.00
SEASONAL FUEL LIMIT MINIMUM	UNIT/DAY	-1.00	-1.00	-1.00	-1.00	-1.00	-1.00	-1.00
-------- YEAR 2012 --------								
-------- YEAR 2013 --------								
-------- YEAR 2014 --------								
-------- YEAR 2015 --------								
-------- YEAR 2016 --------								
-------- YEAR 2017 --------								
-------- YEAR 2018 --------								
-------- YEAR 2019 --------								
-------- YEAR 2020 --------								
-------- YEAR 2021 --------								
-------- YEAR 2022 --------								
-------- YEAR 2023 --------								
-------- YEAR 2024 --------								
-------- YEAR 2025 --------								
-------- YEAR 2026 --------								
-------- YEAR 2027 --------								
-------- YEAR 2028 --------								
-------- YEAR 2029 --------								
-------- YEAR 2030 --------								
-------- YEAR 2031 --------								
-------- YEAR 2032 --------								
-------- YEAR 2033 --------								
-------- YEAR 2034 --------								
-------- YEAR 2035 --------								
-------- YEAR 2036 --------								
-------- YEAR 2037 --------								
-------- YEAR 2038 --------								
-------- YEAR 2039 --------								
-------- YEAR 2040 --------								

========== SEASON 2 FEBRUARY ==========

FUEL		36 KANA_1	37 KANA_2	38 KYGE_1	39 KYGE_2	40 KYGE_3	41 KYGE_4	42 KYGE_5
-------- YEAR 2011 --------								
SEASONAL FIXED FUEL COST	$000	0.00	0.00	0.00	0.00	0.00	0.00	0.00
SEASONAL FUEL LIMIT MAXIMUM	UNIT/DAY	-1.00	-1.00	-1.00	-1.00	-1.00	-1.00	-1.00
SEASONAL FUEL LIMIT MINIMUM	UNIT/DAY	-1.00	-1.00	-1.00	-1.00	-1.00	-1.00	-1.00
-------- YEAR 2012 --------								
-------- YEAR 2013 --------								
-------- YEAR 2014 --------								
-------- YEAR 2015 --------								
-------- YEAR 2016 --------								
-------- YEAR 2017 --------								
-------- YEAR 2018 --------								
-------- YEAR 2019 --------								
-------- YEAR 2020 --------								
-------- YEAR 2021 --------								
-------- YEAR 2022 --------								
-------- YEAR 2023 --------								

-------- YEAR 2024 --------

-------- YEAR 2025 --------

-------- YEAR 2026 --------

-------- YEAR 2027 --------

-------- YEAR 2028 --------

-------- YEAR 2029 --------

-------- YEAR 2030 --------

-------- YEAR 2031 --------

-------- YEAR 2032 --------

-------- YEAR 2033 --------

-------- YEAR 2034 --------

-------- YEAR 2035 --------

-------- YEAR 2036 --------

-------- YEAR 2037 --------

-------- YEAR 2038 --------

-------- YEAR 2039 --------

-------- YEAR 2040 --------

========== SEASON 2 FEBRUARY ==========

FUEL		43 MITC_1	44 MITC_2	45 MTNR_6.0	46 MUSK_1	47 MUSK_2	48 MUSK_3	49 MUSK_4
-------- YEAR 2011 --------								
SEASONAL FIXED FUEL COST	$000	0.00	0.00	0.00	0.00	0.00	0.00	0.00
SEASONAL FUEL LIMIT MAXIMUM	UNIT/DAY	-1.00	-1.00	-1.00	-1.00	-1.00	-1.00	-1.00
SEASONAL FUEL LIMIT MINIMUM	UNIT/DAY	-1.00	-1.00	-1.00	-1.00	-1.00	-1.00	-1.00

-------- YEAR 2012 --------

-------- YEAR 2013 --------

-------- YEAR 2014 --------

-------- YEAR 2015 --------

-------- YEAR 2016 --------

-------- YEAR 2017 --------

-------- YEAR 2018 --------

-------- YEAR 2019 --------

-------- YEAR 2020 --------

NOTE: DATA DISPLAYED AFTER 2011 ONLY IF
VALUE CHANGED FROM PREVIOUS YEAR.

AEP EAST
GENERATION AND FUEL MODULE
INPUT SUMMARY REPORT

QUALIFIER = GAF.INPUT.FUEL TYPE.

========== SEASON 2 FEBRUARY ==========

FUEL	43 MITC_1	44 MITC_2	45 MTNR_6.0	46 MUSK_1	47 MUSK_2	48 MUSK_3	49 MUSK_4
-------- YEAR 2021 --------							
-------- YEAR 2022 --------							
-------- YEAR 2023 --------							
-------- YEAR 2024 --------							
-------- YEAR 2025 --------							
-------- YEAR 2026 --------							
-------- YEAR 2027 --------							
-------- YEAR 2028 --------							
-------- YEAR 2029 --------							
-------- YEAR 2030 --------							
-------- YEAR 2031 --------							
-------- YEAR 2032 --------							
-------- YEAR 2033 --------							
-------- YEAR 2034 --------							
-------- YEAR 2035 --------							
-------- YEAR 2036 --------							
-------- YEAR 2037 --------							
-------- YEAR 2038 --------							
-------- YEAR 2039 --------							
-------- YEAR 2040 --------							

========== SEASON 2 FEBRUARY ==========

FUEL		50 MUSK_5	51 PSPN_1	52 PSPN_2	53 PSPN_3	54 PSPN_4	55 PSPN_5	56 PICW_5
-------- YEAR 2011 --------								
SEASONAL FIXED FUEL COST	$000	0.00	0.00	0.00	0.00	0.00	0.00	0.00
SEASONAL FUEL LIMIT MAXIMUM	UNIT/DAY	-1.00	-1.00	-1.00	-1.00	-1.00	-1.00	-1.00
SEASONAL FUEL LIMIT MINIMUM	UNIT/DAY	-1.00	-1.00	-1.00	-1.00	-1.00	-1.00	-1.00
-------- YEAR 2012 --------								
-------- YEAR 2013 --------								
-------- YEAR 2014 --------								
-------- YEAR 2015 --------								
-------- YEAR 2016 --------								
-------- YEAR 2017 --------								
-------- YEAR 2018 --------								
-------- YEAR 2019 --------								
-------- YEAR 2020 --------								
-------- YEAR 2021 --------								
-------- YEAR 2022 --------								
-------- YEAR 2023 --------								
-------- YEAR 2024 --------								
-------- YEAR 2025 --------								
-------- YEAR 2026 --------								
-------- YEAR 2027 --------								
-------- YEAR 2028 --------								
-------- YEAR 2029 --------								
-------- YEAR 2030 --------								
-------- YEAR 2031 --------								
-------- YEAR 2032 --------								
-------- YEAR 2033 --------								
-------- YEAR 2034 --------								

-------- YEAR 2035 --------

-------- YEAR 2036 --------

-------- YEAR 2037 --------

-------- YEAR 2038 --------

-------- YEAR 2039 --------

-------- YEAR 2040 --------

========== SEASON 2 FEBRUARY ==========

FUEL		57 BS2 1.7	58 ROCK_1IM	59 ROCK_2IM	60 ROCK_6P	61 STUA_1	62 STUA_2	63 STUA_3
-------- YEAR 2011 --------								
SEASONAL FIXED FUEL COST	$000	0.00	0.00	0.00	0.00	0.00	0.00	0.00
SEASONAL FUEL LIMIT MAXIMUM	UNIT/DAY	-1.00	-1.00	-1.00	-1.00	-1.00	-1.00	-1.00
SEASONAL FUEL LIMIT MINIMUM	UNIT/DAY	-1.00	-1.00	-1.00	-1.00	-1.00	-1.00	-1.00

-------- YEAR 2012 --------

-------- YEAR 2013 --------

-------- YEAR 2014 --------

-------- YEAR 2015 --------

-------- YEAR 2016 --------

-------- YEAR 2017 --------

-------- YEAR 2018 --------

-------- YEAR 2019 --------

-------- YEAR 2020 --------

-------- YEAR 2021 --------

-------- YEAR 2022 --------

-------- YEAR 2023 --------

-------- YEAR 2024 --------

-------- YEAR 2025 --------

-------- YEAR 2026 --------

-------- YEAR 2027 --------

-------- YEAR 2028 --------

-------- YEAR 2029 --------

-------- YEAR 2030 --------

-------- YEAR 2031 --------

-------- YEAR 2032 --------

NOTE: DATA DISPLAYED AFTER 2011 ONLY IF
VALUE CHANGED FROM PREVIOUS YEAR.

AEP EAST
GENERATION AND FUEL MODULE
INPUT SUMMARY REPORT

QUALIFIER = GAF.INPUT.FUEL TYPE.

========== SEASON 2 FEBRUARY ==========

FUEL		57 BS2 1.7	58 ROCK_1IM	59 ROCK_2IM	60 ROCK_6P	61 STUA_1	62 STUA_2	63 STUA_3
-------- YEAR 2033 --------								
-------- YEAR 2034 --------								
-------- YEAR 2035 --------								
-------- YEAR 2036 --------								
-------- YEAR 2037 --------								
-------- YEAR 2038 --------								
-------- YEAR 2039 --------								
-------- YEAR 2040 --------								

========== SEASON 2 FEBRUARY ==========

FUEL		64 STUA_4	65 BS1_ CC	66 TANN_1	67 TANN_2	68 TANN_3	69 TANN_4	70 ZIMM_1
-------- YEAR 2011 --------								
SEASONAL FIXED FUEL COST	$000	0.00	0.00	0.00	0.00	0.00	0.00	0.00
SEASONAL FUEL LIMIT MAXIMUM	UNIT/DAY	-1.00	-1.00	-1.00	-1.00	-1.00	-1.00	-1.00
SEASONAL FUEL LIMIT MINIMUM	UNIT/DAY	-1.00	-1.00	-1.00	-1.00	-1.00	-1.00	-1.00
-------- YEAR 2012 --------								
-------- YEAR 2013 --------								
-------- YEAR 2014 --------								
-------- YEAR 2015 --------								
-------- YEAR 2016 --------								
-------- YEAR 2017 --------								
-------- YEAR 2018 --------								
-------- YEAR 2019 --------								
-------- YEAR 2020 --------								
-------- YEAR 2021 --------								
-------- YEAR 2022 --------								
-------- YEAR 2023 --------								
-------- YEAR 2024 --------								
-------- YEAR 2025 --------								
-------- YEAR 2026 --------								
-------- YEAR 2027 --------								
-------- YEAR 2028 --------								
-------- YEAR 2029 --------								
-------- YEAR 2030 --------								
-------- YEAR 2031 --------								
-------- YEAR 2032 --------								
-------- YEAR 2033 --------								
-------- YEAR 2034 --------								
-------- YEAR 2035 --------								
-------- YEAR 2036 --------								
-------- YEAR 2037 --------								
-------- YEAR 2038 --------								
-------- YEAR 2039 --------								
-------- YEAR 2040 --------								

========== SEASON 2 FEBRUARY ==========

FUEL		71 TCO_POOL	72 DOMINON	73 TCO_DELV	74 CEREDO	75 DARBY	76 DRESDEN	77 LAWRNG
-------- YEAR 2011 --------								
SEASONAL FIXED FUEL COST	$000	0.00	0.00	0.00	0.00	0.00	0.00	0.00
SEASONAL FUEL LIMIT MAXIMUM	UNIT/DAY	-1.00	-1.00	-1.00	-1.00	-1.00	-1.00	-1.00
SEASONAL FUEL LIMIT MINIMUM	UNIT/DAY	-1.00	-1.00	-1.00	-1.00	-1.00	-1.00	-1.00
-------- YEAR 2012 --------								
-------- YEAR 2013 --------								

-------- YEAR 2014 --------

-------- YEAR 2015 --------

-------- YEAR 2016 --------

-------- YEAR 2017 --------

-------- YEAR 2018 --------

-------- YEAR 2019 --------

-------- YEAR 2020 --------

-------- YEAR 2021 --------

-------- YEAR 2022 --------

-------- YEAR 2023 --------

-------- YEAR 2024 --------

-------- YEAR 2025 --------

-------- YEAR 2026 --------

-------- YEAR 2027 --------

-------- YEAR 2028 --------

-------- YEAR 2029 --------

-------- YEAR 2030 --------

-------- YEAR 2031 --------

-------- YEAR 2032 --------

-------- YEAR 2033 --------

-------- YEAR 2034 --------

-------- YEAR 2035 --------

-------- YEAR 2036 --------

-------- YEAR 2037 --------

-------- YEAR 2038 --------

-------- YEAR 2039 --------

-------- YEAR 2040 --------

========== SEASON 2 FEBRUARY ==========

FUEL		78 ROBMONE	79 WATERFOR	80 ROCK_5.1	81 MR5_NGCC	139 PC_S_NE8	140 STKR_BIO	141 MR5_CO
-------- YEAR 2011 --------								
SEASONAL FIXED FUEL COST	$000	0.00	0.00	0.00	0.00	0.00	0.00	0.00
SEASONAL FUEL LIMIT MAXIMUM	UNIT/DAY	-1.00	-1.00	-1.00	-1.00	-1.00	-1.00	-1.00

NOTE: DATA DISPLAYED AFTER 2011 ONLY IF
VALUE CHANGED FROM PREVIOUS YEAR.

AEP EAST
GENERATION AND FUEL MODULE
INPUT SUMMARY REPORT

QUALIFIER = GAF.INPUT.FUEL TYPE.

========== SEASON 2 FEBRUARY ==========

FUEL		78 ROBMONE	79 WATERFOR	80 ROCK_5.1	81 MR5_NGCC	139 PC_S_NE8	140 STKR_BIO	141 MR5_CO
-------- YEAR 2011 --------								
SEASONAL FUEL LIMIT MINIMUM	UNIT/DAY	-1.00	-1.00	-1.00	-1.00	-1.00	-1.00	-1.00
-------- YEAR 2012 --------								
-------- YEAR 2013 --------								
-------- YEAR 2014 --------								
-------- YEAR 2015 --------								
-------- YEAR 2016 --------								
-------- YEAR 2017 --------								
-------- YEAR 2018 --------								
-------- YEAR 2019 --------								
-------- YEAR 2020 --------								
-------- YEAR 2021 --------								
-------- YEAR 2022 --------								
-------- YEAR 2023 --------								
-------- YEAR 2024 --------								
-------- YEAR 2025 --------								
-------- YEAR 2026 --------								
-------- YEAR 2027 --------								
-------- YEAR 2028 --------								
-------- YEAR 2029 --------								
-------- YEAR 2030 --------								
-------- YEAR 2031 --------								
-------- YEAR 2032 --------								
-------- YEAR 2033 --------								
-------- YEAR 2034 --------								
-------- YEAR 2035 --------								
-------- YEAR 2036 --------								
-------- YEAR 2037 --------								
-------- YEAR 2038 --------								
-------- YEAR 2039 --------								
-------- YEAR 2040 --------								

========== SEASON 2 FEBRUARY ==========

FUEL		143 AM3_BIO	144 BS2_SEP	146 MNTR_BIO	147 TNR4_SEP	148 SRT1_SEP	149 SRT1_BIO	150 SRT2_SEP
-------- YEAR 2011 --------								
SEASONAL FIXED FUEL COST	$000	0.00	0.00	0.00	0.00	0.00	0.00	0.00
SEASONAL FUEL LIMIT MAXIMUM	UNIT/DAY	-1.00	-1.00	-1.00	-1.00	-1.00	-1.00	-1.00
SEASONAL FUEL LIMIT MINIMUM	UNIT/DAY	-1.00	-1.00	-1.00	-1.00	-1.00	-1.00	-1.00
-------- YEAR 2012 --------								
-------- YEAR 2013 --------								
-------- YEAR 2014 --------								
-------- YEAR 2015 --------								
-------- YEAR 2016 --------								
-------- YEAR 2017 --------								
-------- YEAR 2018 --------								
-------- YEAR 2019 --------								
-------- YEAR 2020 --------								
-------- YEAR 2021 --------								
-------- YEAR 2022 --------								
-------- YEAR 2023 --------								
-------- YEAR 2024 --------								

-------- YEAR 2025 --------

-------- YEAR 2026 --------

-------- YEAR 2027 --------

-------- YEAR 2028 --------

-------- YEAR 2029 --------

-------- YEAR 2030 --------

-------- YEAR 2031 --------

-------- YEAR 2032 --------

-------- YEAR 2033 --------

-------- YEAR 2034 --------

-------- YEAR 2035 --------

-------- YEAR 2036 --------

-------- YEAR 2037 --------

-------- YEAR 2038 --------

-------- YEAR 2039 --------

-------- YEAR 2040 --------

========== SEASON 2 FEBRUARY ==========

FUEL		151 SRT2_BIO	152 SRT3_SEP	153 SRT3_BIO	154 SRT4_SEP	155 MR5_SI	156 RP1_BIO	157 RP2_BIO
-------- YEAR 2011 --------								
SEASONAL FIXED FUEL COST	$000	0.00	0.00	0.00	0.00	0.00	0.00	0.00
SEASONAL FUEL LIMIT MAXIMUM	UNIT/DAY	-1.00	-1.00	-1.00	-1.00	-1.00	-1.00	-1.00
SEASONAL FUEL LIMIT MINIMUM	UNIT/DAY	-1.00	-1.00	-1.00	-1.00	-1.00	-1.00	-1.00

-------- YEAR 2012 --------

-------- YEAR 2013 --------

-------- YEAR 2014 --------

-------- YEAR 2015 --------

-------- YEAR 2016 --------

-------- YEAR 2017 --------

-------- YEAR 2018 --------

-------- YEAR 2019 --------

-------- YEAR 2020 --------

-------- YEAR 2021 --------

NOTE: DATA DISPLAYED AFTER 2011 ONLY IF
VALUE CHANGED FROM PREVIOUS YEAR.

AEP EAST
GENERATION AND FUEL MODULE
INPUT SUMMARY REPORT

QUALIFIER = GAF.INPUT.FUEL TYPE.

========== SEASON 2 FEBRUARY ==========

FUEL	151 SRT2_BIO	152 SRT3_SEP	153 SRT3_BIO	154 SRT4_SEP	155 MR5_SI	156 RP1_BIO	157 RP2_BIO
-------- YEAR 2022 --------							
-------- YEAR 2023 --------							
-------- YEAR 2024 --------							
-------- YEAR 2025 --------							
-------- YEAR 2026 --------							
-------- YEAR 2027 --------							
-------- YEAR 2028 --------							
-------- YEAR 2029 --------							
-------- YEAR 2030 --------							
-------- YEAR 2031 --------							
-------- YEAR 2032 --------							
-------- YEAR 2033 --------							
-------- YEAR 2034 --------							
-------- YEAR 2035 --------							
-------- YEAR 2036 --------							
-------- YEAR 2037 --------							
-------- YEAR 2038 --------							
-------- YEAR 2039 --------							
-------- YEAR 2040 --------							

========== SEASON 3 MARCH ==========

FUEL		1 AMOS_1	2 AMOS_2	3 AMOS_3	4 BECK_6	5 BIGS_1	6 BIGS_2	7 CARD_1
-------- YEAR 2011 --------								
SEASONAL FIXED FUEL COST	$000	0.00	0.00	0.00	0.00	0.00	0.00	0.00
SEASONAL FUEL LIMIT MAXIMUM	UNIT/DAY	-1.00	-1.00	-1.00	-1.00	-1.00	-1.00	-1.00
SEASONAL FUEL LIMIT MINIMUM	UNIT/DAY	-1.00	-1.00	-1.00	-1.00	-1.00	-1.00	-1.00
-------- YEAR 2012 --------								
-------- YEAR 2013 --------								
-------- YEAR 2014 --------								
-------- YEAR 2015 --------								
-------- YEAR 2016 --------								
-------- YEAR 2017 --------								
-------- YEAR 2018 --------								
-------- YEAR 2019 --------								
-------- YEAR 2020 --------								
-------- YEAR 2021 --------								
-------- YEAR 2022 --------								
-------- YEAR 2023 --------								
-------- YEAR 2024 --------								
-------- YEAR 2025 --------								
-------- YEAR 2026 --------								
-------- YEAR 2027 --------								
-------- YEAR 2028 --------								
-------- YEAR 2029 --------								
-------- YEAR 2030 --------								
-------- YEAR 2031 --------								
-------- YEAR 2032 --------								
-------- YEAR 2033 --------								
-------- YEAR 2034 --------								
-------- YEAR 2035 --------								

-------- YEAR 2036 --------

-------- YEAR 2037 --------

-------- YEAR 2038 --------

-------- YEAR 2039 --------

-------- YEAR 2040 --------

========== SEASON 3 MARCH ==========

FUEL		8 CARD_2	9 CARD_3	10 CLIF_1	11 CLIF_2	12 CLIF_3	13 CLIF_4	14 CLIF_5
-------- YEAR 2011 --------								
SEASONAL FIXED FUEL COST	$000	0.00	0.00	0.00	0.00	0.00	0.00	0.00
SEASONAL FUEL LIMIT MAXIMUM	UNIT/DAY	-1.00	-1.00	-1.00	-1.00	-1.00	-1.00	-1.00
SEASONAL FUEL LIMIT MINIMUM	UNIT/DAY	-1.00	-1.00	-1.00	-1.00	-1.00	-1.00	-1.00

-------- YEAR 2012 --------

-------- YEAR 2013 --------

-------- YEAR 2014 --------

-------- YEAR 2015 --------

-------- YEAR 2016 --------

-------- YEAR 2017 --------

-------- YEAR 2018 --------

-------- YEAR 2019 --------

-------- YEAR 2020 --------

-------- YEAR 2021 --------

-------- YEAR 2022 --------

-------- YEAR 2023 --------

-------- YEAR 2024 --------

-------- YEAR 2025 --------

-------- YEAR 2026 --------

-------- YEAR 2027 --------

-------- YEAR 2028 --------

-------- YEAR 2029 --------

-------- YEAR 2030 --------

-------- YEAR 2031 --------

-------- YEAR 2032 --------

-------- YEAR 2033 --------

NOTE: DATA DISPLAYED AFTER 2011 ONLY IF
VALUE CHANGED FROM PREVIOUS YEAR.

AEP EAST
GENERATION AND FUEL MODULE
INPUT SUMMARY REPORT

QUALIFIER = GAF.INPUT.FUEL TYPE.

========== SEASON 3 MARCH ==========

FUEL		8 CARD_2	9 CARD_3	10 CLIF_1	11 CLIF_2	12 CLIF_3	13 CLIF_4	14 CLIF_5
-------- YEAR 2034 --------								
-------- YEAR 2035 --------								
-------- YEAR 2036 --------								
-------- YEAR 2037 --------								
-------- YEAR 2038 --------								
-------- YEAR 2039 --------								
-------- YEAR 2040 --------								

========== SEASON 3 MARCH ==========

FUEL		15 CLIF_6	16 CLIN_1	17 CLIN_2	18 CLIN_3	19 CSVL_1	20 CSVL_2	21 CSVL_3
-------- YEAR 2011 --------								
SEASONAL FIXED FUEL COST	$000	0.00	0.00	0.00	0.00	0.00	0.00	0.00
SEASONAL FUEL LIMIT MAXIMUM	UNIT/DAY	-1.00	-1.00	-1.00	-1.00	-1.00	-1.00	-1.00
SEASONAL FUEL LIMIT MINIMUM	UNIT/DAY	-1.00	-1.00	-1.00	-1.00	-1.00	-1.00	-1.00
-------- YEAR 2012 --------								
-------- YEAR 2013 --------								
-------- YEAR 2014 --------								
-------- YEAR 2015 --------								
-------- YEAR 2016 --------								
-------- YEAR 2017 --------								
-------- YEAR 2018 --------								
-------- YEAR 2019 --------								
-------- YEAR 2020 --------								
-------- YEAR 2021 --------								
-------- YEAR 2022 --------								
-------- YEAR 2023 --------								
-------- YEAR 2024 --------								
-------- YEAR 2025 --------								
-------- YEAR 2026 --------								
-------- YEAR 2027 --------								
-------- YEAR 2028 --------								
-------- YEAR 2029 --------								
-------- YEAR 2030 --------								
-------- YEAR 2031 --------								
-------- YEAR 2032 --------								
-------- YEAR 2033 --------								
-------- YEAR 2034 --------								
-------- YEAR 2035 --------								
-------- YEAR 2036 --------								
-------- YEAR 2037 --------								
-------- YEAR 2038 --------								
-------- YEAR 2039 --------								
-------- YEAR 2040 --------								

========== SEASON 3 MARCH ==========

FUEL		22 CSVL_4	23 CSVL_5	24 CSVL_6	25 COOK_1	26 COOK_2	27 GAVI_1	28 GAVI_2
-------- YEAR 2011 --------								
SEASONAL FIXED FUEL COST	$000	0.00	0.00	0.00	453.90	453.90	0.00	0.00
SEASONAL FUEL LIMIT MAXIMUM	UNIT/DAY	-1.00	-1.00	-1.00	-1.00	-1.00	-1.00	-1.00
SEASONAL FUEL LIMIT MINIMUM	UNIT/DAY	-1.00	-1.00	-1.00	-1.00	-1.00	-1.00	-1.00
-------- YEAR 2012 --------								
SEASONAL FIXED FUEL COST	$000	0.00	0.00	0.00	458.93	458.93	0.00	0.00
-------- YEAR 2013 --------								
SEASONAL FIXED FUEL COST	$000	0.00	0.00	0.00	464.11	464.11	0.00	0.00

-------- YEAR 2014 --------								
SEASONAL FIXED FUEL COST	$000	0.00	0.00	0.00	188.16	188.16	0.00	0.00
-------- YEAR 2015 --------								
SEASONAL FIXED FUEL COST	$000	0.00	0.00	0.00	193.66	193.66	0.00	0.00
-------- YEAR 2016 --------								
SEASONAL FIXED FUEL COST	$000	0.00	0.00	0.00	199.32	199.32	0.00	0.00
-------- YEAR 2017 --------								
SEASONAL FIXED FUEL COST	$000	0.00	0.00	0.00	205.15	205.15	0.00	0.00
-------- YEAR 2018 --------								
SEASONAL FIXED FUEL COST	$000	0.00	0.00	0.00	211.15	211.15	0.00	0.00
-------- YEAR 2019 --------								
SEASONAL FIXED FUEL COST	$000	0.00	0.00	0.00	217.34	217.34	0.00	0.00
-------- YEAR 2020 --------								
SEASONAL FIXED FUEL COST	$000	0.00	0.00	0.00	223.71	223.71	0.00	0.00
-------- YEAR 2021 --------								
SEASONAL FIXED FUEL COST	$000	0.00	0.00	0.00	230.26	230.26	0.00	0.00
-------- YEAR 2022 --------								
SEASONAL FIXED FUEL COST	$000	0.00	0.00	0.00	237.01	237.01	0.00	0.00
-------- YEAR 2023 --------								
SEASONAL FIXED FUEL COST	$000	0.00	0.00	0.00	243.95	243.95	0.00	0.00
-------- YEAR 2024 --------								
SEASONAL FIXED FUEL COST	$000	0.00	0.00	0.00	251.10	251.10	0.00	0.00
-------- YEAR 2025 --------								
SEASONAL FIXED FUEL COST	$000	0.00	0.00	0.00	258.46	258.46	0.00	0.00
-------- YEAR 2026 --------								
SEASONAL FIXED FUEL COST	$000	0.00	0.00	0.00	266.03	266.03	0.00	0.00
-------- YEAR 2027 --------								
SEASONAL FIXED FUEL COST	$000	0.00	0.00	0.00	273.83	273.83	0.00	0.00
-------- YEAR 2028 --------								
SEASONAL FIXED FUEL COST	$000	0.00	0.00	0.00	281.85	281.85	0.00	0.00
-------- YEAR 2029 --------								
SEASONAL FIXED FUEL COST	$000	0.00	0.00	0.00	290.11	290.11	0.00	0.00
-------- YEAR 2030 --------								
SEASONAL FIXED FUEL COST	$000	0.00	0.00	0.00	298.61	298.61	0.00	0.00
-------- YEAR 2031 --------								
SEASONAL FIXED FUEL COST	$000	0.00	0.00	0.00	307.36	307.36	0.00	0.00
-------- YEAR 2032 --------								
SEASONAL FIXED FUEL COST	$000	0.00	0.00	0.00	316.36	316.36	0.00	0.00
-------- YEAR 2033 --------								
SEASONAL FIXED FUEL COST	$000	0.00	0.00	0.00	325.63	325.63	0.00	0.00

NOTE: DATA DISPLAYED AFTER 2011 ONLY IF
VALUE CHANGED FROM PREVIOUS YEAR.

AEP EAST
GENERATION AND FUEL MODULE
INPUT SUMMARY REPORT

QUALIFIER = GAF.INPUT.FUEL TYPE.

========== SEASON 3 MARCH ==========

FUEL		22 CSVL_4	23 CSVL_5	24 CSVL_6	25 COOK_1	26 COOK_2	27 GAVI_1	28 GAVI_2
-------- YEAR 2034 --------								
SEASONAL FIXED FUEL COST	$000	0.00	0.00	0.00	335.18	335.18	0.00	0.00
-------- YEAR 2035 --------								
SEASONAL FIXED FUEL COST	$000	0.00	0.00	0.00	344.99	344.99	0.00	0.00
-------- YEAR 2036 --------								
SEASONAL FIXED FUEL COST	$000	0.00	0.00	0.00	0.00	355.10	0.00	0.00
-------- YEAR 2037 --------								
SEASONAL FIXED FUEL COST	$000	0.00	0.00	0.00	0.00	365.51	0.00	0.00
-------- YEAR 2038 --------								
SEASONAL FIXED FUEL COST	$000	0.00	0.00	0.00	0.00	0.00	0.00	0.00
-------- YEAR 2039 --------								
-------- YEAR 2040 --------								

========== SEASON 3 MARCH ==========

FUEL		29 GLEN_5	30 GLEN_6	31 BS2 4.5	32 BS2 3.0	33 KAMM_1	34 KAMM_2	35 KAMM_3
-------- YEAR 2011 --------								
SEASONAL FIXED FUEL COST	$000	0.00	0.00	0.00	0.00	0.00	0.00	0.00
SEASONAL FUEL LIMIT MAXIMUM	UNIT/DAY	-1.00	-1.00	-1.00	-1.00	-1.00	-1.00	-1.00
SEASONAL FUEL LIMIT MINIMUM	UNIT/DAY	-1.00	-1.00	-1.00	-1.00	-1.00	-1.00	-1.00
-------- YEAR 2012 --------								
-------- YEAR 2013 --------								
-------- YEAR 2014 --------								
-------- YEAR 2015 --------								
-------- YEAR 2016 --------								
-------- YEAR 2017 --------								
-------- YEAR 2018 --------								
-------- YEAR 2019 --------								
-------- YEAR 2020 --------								
-------- YEAR 2021 --------								
-------- YEAR 2022 --------								
-------- YEAR 2023 --------								
-------- YEAR 2024 --------								
-------- YEAR 2025 --------								
-------- YEAR 2026 --------								
-------- YEAR 2027 --------								
-------- YEAR 2028 --------								
-------- YEAR 2029 --------								
-------- YEAR 2030 --------								
-------- YEAR 2031 --------								
-------- YEAR 2032 --------								
-------- YEAR 2033 --------								
-------- YEAR 2034 --------								
-------- YEAR 2035 --------								
-------- YEAR 2036 --------								
-------- YEAR 2037 --------								
-------- YEAR 2038 --------								
-------- YEAR 2039 --------								
-------- YEAR 2040 --------								

========== SEASON 3 MARCH ==========

FUEL		36 KANA_1	37 KANA_2	38 KYGE_1	39 KYGE_2	40 KYGE_3	41 KYGE_4	42 KYGE_5
-------- YEAR 2011 --------								
SEASONAL FIXED FUEL COST	$000	0.00	0.00	0.00	0.00	0.00	0.00	0.00
SEASONAL FUEL LIMIT MAXIMUM	UNIT/DAY	-1.00	-1.00	-1.00	-1.00	-1.00	-1.00	-1.00
SEASONAL FUEL LIMIT MINIMUM	UNIT/DAY	-1.00	-1.00	-1.00	-1.00	-1.00	-1.00	-1.00

-------- YEAR 2012 --------

-------- YEAR 2013 --------

-------- YEAR 2014 --------

-------- YEAR 2015 --------

-------- YEAR 2016 --------

-------- YEAR 2017 --------

-------- YEAR 2018 --------

-------- YEAR 2019 --------

-------- YEAR 2020 --------

-------- YEAR 2021 --------

-------- YEAR 2022 --------

-------- YEAR 2023 --------

-------- YEAR 2024 --------

-------- YEAR 2025 --------

-------- YEAR 2026 --------

-------- YEAR 2027 --------

-------- YEAR 2028 --------

-------- YEAR 2029 --------

-------- YEAR 2030 --------

-------- YEAR 2031 --------

-------- YEAR 2032 --------

-------- YEAR 2033 --------

-------- YEAR 2034 --------

-------- YEAR 2035 --------

-------- YEAR 2036 --------

-------- YEAR 2037 --------

-------- YEAR 2038 --------

-------- YEAR 2039 --------

-------- YEAR 2040 --------

NOTE: DATA DISPLAYED AFTER 2011 ONLY IF
VALUE CHANGED FROM PREVIOUS YEAR.

AEP EAST
GENERATION AND FUEL MODULE
INPUT SUMMARY REPORT

QUALIFIER = GAF.INPUT.FUEL TYPE.

========== SEASON 3 MARCH ==========

FUEL		43 MITC_1	44 MITC_2	45 MTNR_6.0	46 MUSK_1	47 MUSK_2	48 MUSK_3	49 MUSK_4
-------- YEAR 2011 --------								
SEASONAL FIXED FUEL COST	$000	0.00	0.00	0.00	0.00	0.00	0.00	0.00
SEASONAL FUEL LIMIT MAXIMUM	UNIT/DAY	-1.00	-1.00	-1.00	-1.00	-1.00	-1.00	-1.00
SEASONAL FUEL LIMIT MINIMUM	UNIT/DAY	-1.00	-1.00	-1.00	-1.00	-1.00	-1.00	-1.00
-------- YEAR 2012 --------								
-------- YEAR 2013 --------								
-------- YEAR 2014 --------								
-------- YEAR 2015 --------								
-------- YEAR 2016 --------								
-------- YEAR 2017 --------								
-------- YEAR 2018 --------								
-------- YEAR 2019 --------								
-------- YEAR 2020 --------								
-------- YEAR 2021 --------								
-------- YEAR 2022 --------								
-------- YEAR 2023 --------								
-------- YEAR 2024 --------								
-------- YEAR 2025 --------								
-------- YEAR 2026 --------								
-------- YEAR 2027 --------								
-------- YEAR 2028 --------								
-------- YEAR 2029 --------								
-------- YEAR 2030 --------								
-------- YEAR 2031 --------								
-------- YEAR 2032 --------								
-------- YEAR 2033 --------								
-------- YEAR 2034 --------								
-------- YEAR 2035 --------								
-------- YEAR 2036 --------								
-------- YEAR 2037 --------								
-------- YEAR 2038 --------								
-------- YEAR 2039 --------								
-------- YEAR 2040 --------								

========== SEASON 3 MARCH ==========

FUEL		50 MUSK_5	51 PSPN_1	52 PSPN_2	53 PSPN_3	54 PSPN_4	55 PSPN_5	56 PICW_5
-------- YEAR 2011 --------								
SEASONAL FIXED FUEL COST	$000	0.00	0.00	0.00	0.00	0.00	0.00	0.00
SEASONAL FUEL LIMIT MAXIMUM	UNIT/DAY	-1.00	-1.00	-1.00	-1.00	-1.00	-1.00	-1.00
SEASONAL FUEL LIMIT MINIMUM	UNIT/DAY	-1.00	-1.00	-1.00	-1.00	-1.00	-1.00	-1.00
-------- YEAR 2012 --------								
-------- YEAR 2013 --------								
-------- YEAR 2014 --------								
-------- YEAR 2015 --------								
-------- YEAR 2016 --------								
-------- YEAR 2017 --------								
-------- YEAR 2018 --------								
-------- YEAR 2019 --------								
-------- YEAR 2020 --------								
-------- YEAR 2021 --------								
-------- YEAR 2022 --------								
-------- YEAR 2023 --------								

-------- YEAR 2024 --------

-------- YEAR 2025 --------

-------- YEAR 2026 --------

-------- YEAR 2027 --------

-------- YEAR 2028 --------

-------- YEAR 2029 --------

-------- YEAR 2030 --------

-------- YEAR 2031 --------

-------- YEAR 2032 --------

-------- YEAR 2033 --------

-------- YEAR 2034 --------

-------- YEAR 2035 --------

-------- YEAR 2036 --------

-------- YEAR 2037 --------

-------- YEAR 2038 --------

-------- YEAR 2039 --------

-------- YEAR 2040 --------

========== SEASON 3 MARCH ==========

FUEL		57 BS2 1.7	58 ROCK_1IM	59 ROCK_2IM	60 ROCK_6P	61 STUA_1	62 STUA_2	63 STUA_3
-------- YEAR 2011 --------								
SEASONAL FIXED FUEL COST	$000	0.00	0.00	0.00	0.00	0.00	0.00	0.00
SEASONAL FUEL LIMIT MAXIMUM	UNIT/DAY	-1.00	-1.00	-1.00	-1.00	-1.00	-1.00	-1.00
SEASONAL FUEL LIMIT MINIMUM	UNIT/DAY	-1.00	-1.00	-1.00	-1.00	-1.00	-1.00	-1.00

-------- YEAR 2012 --------

-------- YEAR 2013 --------

-------- YEAR 2014 --------

-------- YEAR 2015 --------

-------- YEAR 2016 --------

-------- YEAR 2017 --------

-------- YEAR 2018 --------

-------- YEAR 2019 --------

-------- YEAR 2020 --------

NOTE: DATA DISPLAYED AFTER 2011 ONLY IF
VALUE CHANGED FROM PREVIOUS YEAR.

AEP EAST
GENERATION AND FUEL MODULE
INPUT SUMMARY REPORT

QUALIFIER = GAF.INPUT.FUEL TYPE.

========== SEASON 3 MARCH ==========

FUEL	57 BS2 1.7	58 ROCK_1IM	59 ROCK_2IM	60 ROCK_6P	61 STUA_1	62 STUA_2	63 STUA_3
-------- YEAR 2021 --------							
-------- YEAR 2022 --------							
-------- YEAR 2023 --------							
-------- YEAR 2024 --------							
-------- YEAR 2025 --------							
-------- YEAR 2026 --------							
-------- YEAR 2027 --------							
-------- YEAR 2028 --------							
-------- YEAR 2029 --------							
-------- YEAR 2030 --------							
-------- YEAR 2031 --------							
-------- YEAR 2032 --------							
-------- YEAR 2033 --------							
-------- YEAR 2034 --------							
-------- YEAR 2035 --------							
-------- YEAR 2036 --------							
-------- YEAR 2037 --------							
-------- YEAR 2038 --------							
-------- YEAR 2039 --------							
-------- YEAR 2040 --------							

========== SEASON 3 MARCH ==========

FUEL		64 STUA_4	65 BS1_ CC	66 TANN_1	67 TANN_2	68 TANN_3	69 TANN_4	70 ZIMM_1
-------- YEAR 2011 --------								
SEASONAL FIXED FUEL COST	$000	0.00	0.00	0.00	0.00	0.00	0.00	0.00
SEASONAL FUEL LIMIT MAXIMUM	UNIT/DAY	-1.00	-1.00	-1.00	-1.00	-1.00	-1.00	-1.00
SEASONAL FUEL LIMIT MINIMUM	UNIT/DAY	-1.00	-1.00	-1.00	-1.00	-1.00	-1.00	-1.00
-------- YEAR 2012 --------								
-------- YEAR 2013 --------								
-------- YEAR 2014 --------								
-------- YEAR 2015 --------								
-------- YEAR 2016 --------								
-------- YEAR 2017 --------								
-------- YEAR 2018 --------								
-------- YEAR 2019 --------								
-------- YEAR 2020 --------								
-------- YEAR 2021 --------								
-------- YEAR 2022 --------								
-------- YEAR 2023 --------								
-------- YEAR 2024 --------								
-------- YEAR 2025 --------								
-------- YEAR 2026 --------								
-------- YEAR 2027 --------								
-------- YEAR 2028 --------								
-------- YEAR 2029 --------								
-------- YEAR 2030 --------								
-------- YEAR 2031 --------								
-------- YEAR 2032 --------								
-------- YEAR 2033 --------								
-------- YEAR 2034 --------								

-------- YEAR 2035 --------

-------- YEAR 2036 --------

-------- YEAR 2037 --------

-------- YEAR 2038 --------

-------- YEAR 2039 --------

-------- YEAR 2040 --------

========== SEASON 3 MARCH ==========

FUEL		71 TCO_POOL	72 DOMINON	73 TCO_DELV	74 CEREDO	75 DARBY	76 DRESDEN	77 LAWRNG
-------- YEAR 2011 --------								
SEASONAL FIXED FUEL COST	$000	0.00	0.00	0.00	0.00	0.00	0.00	0.00
SEASONAL FUEL LIMIT MAXIMUM	UNIT/DAY	-1.00	-1.00	-1.00	-1.00	-1.00	-1.00	-1.00
SEASONAL FUEL LIMIT MINIMUM	UNIT/DAY	-1.00	-1.00	-1.00	-1.00	-1.00	-1.00	-1.00

-------- YEAR 2012 --------

-------- YEAR 2013 --------

-------- YEAR 2014 --------

-------- YEAR 2015 --------

-------- YEAR 2016 --------

-------- YEAR 2017 --------

-------- YEAR 2018 --------

-------- YEAR 2019 --------

-------- YEAR 2020 --------

-------- YEAR 2021 --------

-------- YEAR 2022 --------

-------- YEAR 2023 --------

-------- YEAR 2024 --------

-------- YEAR 2025 --------

-------- YEAR 2026 --------

-------- YEAR 2027 --------

-------- YEAR 2028 --------

-------- YEAR 2029 --------

-------- YEAR 2030 --------

-------- YEAR 2031 --------

-------- YEAR 2032 --------

NOTE: DATA DISPLAYED AFTER 2011 ONLY IF
VALUE CHANGED FROM PREVIOUS YEAR.

AEP EAST
GENERATION AND FUEL MODULE
INPUT SUMMARY REPORT

QUALIFIER = GAF.INPUT.FUEL TYPE.

========== SEASON 3 MARCH ==========

FUEL		71 TCO_POOL	72 DOMINON	73 TCO_DELV	74 CEREDO	75 DARBY	76 DRESDEN	77 LAWRNG
-------- YEAR 2033 --------								
-------- YEAR 2034 --------								
-------- YEAR 2035 --------								
-------- YEAR 2036 --------								
-------- YEAR 2037 --------								
-------- YEAR 2038 --------								
-------- YEAR 2039 --------								
-------- YEAR 2040 --------								

========== SEASON 3 MARCH ==========

FUEL		78 ROBMONE	79 WATERFOR	80 ROCK_5.1	81 MR5_NGCC	139 PC_S_NE8	140 STKR_BIO	141 MR5_CO
-------- YEAR 2011 --------								
SEASONAL FIXED FUEL COST	$000	0.00	0.00	0.00	0.00	0.00	0.00	0.00
SEASONAL FUEL LIMIT MAXIMUM	UNIT/DAY	-1.00	-1.00	-1.00	-1.00	-1.00	-1.00	-1.00
SEASONAL FUEL LIMIT MINIMUM	UNIT/DAY	-1.00	-1.00	-1.00	-1.00	-1.00	-1.00	-1.00
-------- YEAR 2012 --------								
-------- YEAR 2013 --------								
-------- YEAR 2014 --------								
-------- YEAR 2015 --------								
-------- YEAR 2016 --------								
-------- YEAR 2017 --------								
-------- YEAR 2018 --------								
-------- YEAR 2019 --------								
-------- YEAR 2020 --------								
-------- YEAR 2021 --------								
-------- YEAR 2022 --------								
-------- YEAR 2023 --------								
-------- YEAR 2024 --------								
-------- YEAR 2025 --------								
-------- YEAR 2026 --------								
-------- YEAR 2027 --------								
-------- YEAR 2028 --------								
-------- YEAR 2029 --------								
-------- YEAR 2030 --------								
-------- YEAR 2031 --------								
-------- YEAR 2032 --------								
-------- YEAR 2033 --------								
-------- YEAR 2034 --------								
-------- YEAR 2035 --------								
-------- YEAR 2036 --------								
-------- YEAR 2037 --------								
-------- YEAR 2038 --------								
-------- YEAR 2039 --------								
-------- YEAR 2040 --------								

========== SEASON 3 MARCH ==========

FUEL		143 AM3_BIO	144 BS2_SEP	146 MNTR_BIO	147 TNR4_SEP	148 SRT1_SEP	149 SRT1_BIO	150 SRT2_SEP
-------- YEAR 2011 --------								
SEASONAL FIXED FUEL COST	$000	0.00	0.00	0.00	0.00	0.00	0.00	0.00
SEASONAL FUEL LIMIT MAXIMUM	UNIT/DAY	-1.00	-1.00	-1.00	-1.00	-1.00	-1.00	-1.00
SEASONAL FUEL LIMIT MINIMUM	UNIT/DAY	-1.00	-1.00	-1.00	-1.00	-1.00	-1.00	-1.00
-------- YEAR 2012 --------								
-------- YEAR 2013 --------								

-------- YEAR 2014 --------

-------- YEAR 2015 --------

-------- YEAR 2016 --------

-------- YEAR 2017 --------

-------- YEAR 2018 --------

-------- YEAR 2019 --------

-------- YEAR 2020 --------

-------- YEAR 2021 --------

-------- YEAR 2022 --------

-------- YEAR 2023 --------

-------- YEAR 2024 --------

-------- YEAR 2025 --------

-------- YEAR 2026 --------

-------- YEAR 2027 --------

-------- YEAR 2028 --------

-------- YEAR 2029 --------

-------- YEAR 2030 --------

-------- YEAR 2031 --------

-------- YEAR 2032 --------

-------- YEAR 2033 --------

-------- YEAR 2034 --------

-------- YEAR 2035 --------

-------- YEAR 2036 --------

-------- YEAR 2037 --------

-------- YEAR 2038 --------

-------- YEAR 2039 --------

-------- YEAR 2040 --------

========== SEASON 3 MARCH ==========

FUEL		151 SRT2_BIO	152 SRT3_SEP	153 SRT3_BIO	154 SRT4_SEP	155 MR5_SI	156 RP1_BIO	157 RP2_BIO
-------- YEAR 2011 --------								
SEASONAL FIXED FUEL COST	$000	0.00	0.00	0.00	0.00	0.00	0.00	0.00
SEASONAL FUEL LIMIT MAXIMUM	UNIT/DAY	-1.00	-1.00	-1.00	-1.00	-1.00	-1.00	-1.00

NOTE: DATA DISPLAYED AFTER 2011 ONLY IF
VALUE CHANGED FROM PREVIOUS YEAR.

AEP EAST
GENERATION AND FUEL MODULE
INPUT SUMMARY REPORT

QUALIFIER = GAF.INPUT.FUEL TYPE.

========== SEASON 3 MARCH ==========

FUEL		151 SRT2_BIO	152 SRT3_SEP	153 SRT3_BIO	154 SRT4_SEP	155 MR5_SI	156 RP1_BIO	157 RP2_BIO
-------- YEAR 2011 --------								
SEASONAL FUEL LIMIT MINIMUM	UNIT/DAY	-1.00	-1.00	-1.00	-1.00	-1.00	-1.00	-1.00
-------- YEAR 2012 --------								
-------- YEAR 2013 --------								
-------- YEAR 2014 --------								
-------- YEAR 2015 --------								
-------- YEAR 2016 --------								
-------- YEAR 2017 --------								
-------- YEAR 2018 --------								
-------- YEAR 2019 --------								
-------- YEAR 2020 --------								
-------- YEAR 2021 --------								
-------- YEAR 2022 --------								
-------- YEAR 2023 --------								
-------- YEAR 2024 --------								
-------- YEAR 2025 --------								
-------- YEAR 2026 --------								
-------- YEAR 2027 --------								
-------- YEAR 2028 --------								
-------- YEAR 2029 --------								
-------- YEAR 2030 --------								
-------- YEAR 2031 --------								
-------- YEAR 2032 --------								
-------- YEAR 2033 --------								
-------- YEAR 2034 --------								
-------- YEAR 2035 --------								
-------- YEAR 2036 --------								
-------- YEAR 2037 --------								
-------- YEAR 2038 --------								
-------- YEAR 2039 --------								
-------- YEAR 2040 --------								

========== SEASON 4 APRIL ==========

FUEL		1 AMOS_1	2 AMOS_2	3 AMOS_3	4 BECK_6	5 BIGS_1	6 BIGS_2	7 CARD_1
-------- YEAR 2011 --------								
SEASONAL FIXED FUEL COST	$000	0.00	0.00	0.00	0.00	0.00	0.00	0.00
SEASONAL FUEL LIMIT MAXIMUM	UNIT/DAY	-1.00	-1.00	-1.00	-1.00	-1.00	-1.00	-1.00
SEASONAL FUEL LIMIT MINIMUM	UNIT/DAY	-1.00	-1.00	-1.00	-1.00	-1.00	-1.00	-1.00
-------- YEAR 2012 --------								
-------- YEAR 2013 --------								
-------- YEAR 2014 --------								
-------- YEAR 2015 --------								
-------- YEAR 2016 --------								
-------- YEAR 2017 --------								
-------- YEAR 2018 --------								
-------- YEAR 2019 --------								
-------- YEAR 2020 --------								
-------- YEAR 2021 --------								
-------- YEAR 2022 --------								
-------- YEAR 2023 --------								
-------- YEAR 2024 --------								

-------- YEAR 2025 --------

-------- YEAR 2026 --------

-------- YEAR 2027 --------

-------- YEAR 2028 --------

-------- YEAR 2029 --------

-------- YEAR 2030 --------

-------- YEAR 2031 --------

-------- YEAR 2032 --------

-------- YEAR 2033 --------

-------- YEAR 2034 --------

-------- YEAR 2035 --------

-------- YEAR 2036 --------

-------- YEAR 2037 --------

-------- YEAR 2038 --------

-------- YEAR 2039 --------

-------- YEAR 2040 --------

========== SEASON 4 APRIL ==========

FUEL		8 CARD_2	9 CARD_3	10 CLIF_1	11 CLIF_2	12 CLIF_3	13 CLIF_4	14 CLIF_5
-------- YEAR 2011 --------								
SEASONAL FIXED FUEL COST	$000	0.00	0.00	0.00	0.00	0.00	0.00	0.00
SEASONAL FUEL LIMIT MAXIMUM	UNIT/DAY	-1.00	-1.00	-1.00	-1.00	-1.00	-1.00	-1.00
SEASONAL FUEL LIMIT MINIMUM	UNIT/DAY	-1.00	-1.00	-1.00	-1.00	-1.00	-1.00	-1.00

-------- YEAR 2012 --------

-------- YEAR 2013 --------

-------- YEAR 2014 --------

-------- YEAR 2015 --------

-------- YEAR 2016 --------

-------- YEAR 2017 --------

-------- YEAR 2018 --------

-------- YEAR 2019 --------

-------- YEAR 2020 --------

-------- YEAR 2021 --------

NOTE: DATA DISPLAYED AFTER 2011 ONLY IF
VALUE CHANGED FROM PREVIOUS YEAR.

AEP EAST
GENERATION AND FUEL MODULE
INPUT SUMMARY REPORT

QUALIFIER = GAF.INPUT.FUEL TYPE.

========== SEASON 4 APRIL ==========

FUEL		8 CARD_2	9 CARD_3	10 CLIF_1	11 CLIF_2	12 CLIF_3	13 CLIF_4	14 CLIF_5
-------- YEAR 2022 --------								
-------- YEAR 2023 --------								
-------- YEAR 2024 --------								
-------- YEAR 2025 --------								
-------- YEAR 2026 --------								
-------- YEAR 2027 --------								
-------- YEAR 2028 --------								
-------- YEAR 2029 --------								
-------- YEAR 2030 --------								
-------- YEAR 2031 --------								
-------- YEAR 2032 --------								
-------- YEAR 2033 --------								
-------- YEAR 2034 --------								
-------- YEAR 2035 --------								
-------- YEAR 2036 --------								
-------- YEAR 2037 --------								
-------- YEAR 2038 --------								
-------- YEAR 2039 --------								
-------- YEAR 2040 --------								

========== SEASON 4 APRIL ==========

FUEL		15 CLIF_6	16 CLIN_1	17 CLIN_2	18 CLIN_3	19 CSVL_1	20 CSVL_2	21 CSVL_3
-------- YEAR 2011 --------								
SEASONAL FIXED FUEL COST	$000	0.00	0.00	0.00	0.00	0.00	0.00	0.00
SEASONAL FUEL LIMIT MAXIMUM	UNIT/DAY	-1.00	-1.00	-1.00	-1.00	-1.00	-1.00	-1.00
SEASONAL FUEL LIMIT MINIMUM	UNIT/DAY	-1.00	-1.00	-1.00	-1.00	-1.00	-1.00	-1.00
-------- YEAR 2012 --------								
-------- YEAR 2013 --------								
-------- YEAR 2014 --------								
-------- YEAR 2015 --------								
-------- YEAR 2016 --------								
-------- YEAR 2017 --------								
-------- YEAR 2018 --------								
-------- YEAR 2019 --------								
-------- YEAR 2020 --------								
-------- YEAR 2021 --------								
-------- YEAR 2022 --------								
-------- YEAR 2023 --------								
-------- YEAR 2024 --------								
-------- YEAR 2025 --------								
-------- YEAR 2026 --------								
-------- YEAR 2027 --------								
-------- YEAR 2028 --------								
-------- YEAR 2029 --------								
-------- YEAR 2030 --------								
-------- YEAR 2031 --------								
-------- YEAR 2032 --------								
-------- YEAR 2033 --------								
-------- YEAR 2034 --------								
-------- YEAR 2035 --------								

-------- YEAR 2036 --------

-------- YEAR 2037 --------

-------- YEAR 2038 --------

-------- YEAR 2039 --------

-------- YEAR 2040 --------

========== SEASON 4 APRIL ==========

FUEL		22 CSVL_4	23 CSVL_5	24 CSVL_6	25 COOK_1	26 COOK_2	27 GAVI_1	28 GAVI_2
-------- YEAR 2011 --------								
SEASONAL FIXED FUEL COST	$000	0.00	0.00	0.00	453.90	453.90	0.00	0.00
SEASONAL FUEL LIMIT MAXIMUM	UNIT/DAY	-1.00	-1.00	-1.00	-1.00	-1.00	-1.00	-1.00
SEASONAL FUEL LIMIT MINIMUM	UNIT/DAY	-1.00	-1.00	-1.00	-1.00	-1.00	-1.00	-1.00
-------- YEAR 2012 --------								
SEASONAL FIXED FUEL COST	$000	0.00	0.00	0.00	458.93	458.93	0.00	0.00
-------- YEAR 2013 --------								
SEASONAL FIXED FUEL COST	$000	0.00	0.00	0.00	182.83	182.83	0.00	0.00
-------- YEAR 2014 --------								
SEASONAL FIXED FUEL COST	$000	0.00	0.00	0.00	188.16	188.16	0.00	0.00
-------- YEAR 2015 --------								
SEASONAL FIXED FUEL COST	$000	0.00	0.00	0.00	193.66	193.66	0.00	0.00
-------- YEAR 2016 --------								
SEASONAL FIXED FUEL COST	$000	0.00	0.00	0.00	199.32	199.32	0.00	0.00
-------- YEAR 2017 --------								
SEASONAL FIXED FUEL COST	$000	0.00	0.00	0.00	205.15	205.15	0.00	0.00
-------- YEAR 2018 --------								
SEASONAL FIXED FUEL COST	$000	0.00	0.00	0.00	211.15	211.15	0.00	0.00
-------- YEAR 2019 --------								
SEASONAL FIXED FUEL COST	$000	0.00	0.00	0.00	217.34	217.34	0.00	0.00
-------- YEAR 2020 --------								
SEASONAL FIXED FUEL COST	$000	0.00	0.00	0.00	223.71	223.71	0.00	0.00
-------- YEAR 2021 --------								
SEASONAL FIXED FUEL COST	$000	0.00	0.00	0.00	230.26	230.26	0.00	0.00
-------- YEAR 2022 --------								
SEASONAL FIXED FUEL COST	$000	0.00	0.00	0.00	237.01	237.01	0.00	0.00
-------- YEAR 2023 --------								
SEASONAL FIXED FUEL COST	$000	0.00	0.00	0.00	243.95	243.95	0.00	0.00
-------- YEAR 2024 --------								
SEASONAL FIXED FUEL COST	$000	0.00	0.00	0.00	251.10	251.10	0.00	0.00
-------- YEAR 2025 --------								
SEASONAL FIXED FUEL COST	$000	0.00	0.00	0.00	258.46	258.46	0.00	0.00

NOTE: DATA DISPLAYED AFTER 2011 ONLY IF
VALUE CHANGED FROM PREVIOUS YEAR.

AEP EAST
GENERATION AND FUEL MODULE
INPUT SUMMARY REPORT

QUALIFIER = GAF.INPUT.FUEL TYPE.

========== SEASON 4 APRIL ==========

FUEL		22 CSVL_4	23 CSVL_5	24 CSVL_6	25 COOK_1	26 COOK_2	27 GAVI_1	28 GAVI_2
-------- YEAR 2026 --------								
SEASONAL FIXED FUEL COST	$000	0.00	0.00	0.00	266.03	266.03	0.00	0.00
-------- YEAR 2027 --------								
SEASONAL FIXED FUEL COST	$000	0.00	0.00	0.00	273.83	273.83	0.00	0.00
-------- YEAR 2028 --------								
SEASONAL FIXED FUEL COST	$000	0.00	0.00	0.00	281.85	281.85	0.00	0.00
-------- YEAR 2029 --------								
SEASONAL FIXED FUEL COST	$000	0.00	0.00	0.00	290.11	290.11	0.00	0.00
-------- YEAR 2030 --------								
SEASONAL FIXED FUEL COST	$000	0.00	0.00	0.00	298.61	298.61	0.00	0.00
-------- YEAR 2031 --------								
SEASONAL FIXED FUEL COST	$000	0.00	0.00	0.00	307.36	307.36	0.00	0.00
-------- YEAR 2032 --------								
SEASONAL FIXED FUEL COST	$000	0.00	0.00	0.00	316.36	316.36	0.00	0.00
-------- YEAR 2033 --------								
SEASONAL FIXED FUEL COST	$000	0.00	0.00	0.00	325.63	325.63	0.00	0.00
-------- YEAR 2034 --------								
SEASONAL FIXED FUEL COST	$000	0.00	0.00	0.00	335.18	335.18	0.00	0.00
-------- YEAR 2035 --------								
SEASONAL FIXED FUEL COST	$000	0.00	0.00	0.00	344.99	344.99	0.00	0.00
-------- YEAR 2036 --------								
SEASONAL FIXED FUEL COST	$000	0.00	0.00	0.00	0.00	355.10	0.00	0.00
-------- YEAR 2037 --------								
SEASONAL FIXED FUEL COST	$000	0.00	0.00	0.00	0.00	365.51	0.00	0.00
-------- YEAR 2038 --------								
SEASONAL FIXED FUEL COST	$000	0.00	0.00	0.00	0.00	0.00	0.00	0.00
-------- YEAR 2039 --------								
-------- YEAR 2040 --------								

========== SEASON 4 APRIL ==========

FUEL		29 GLEN_5	30 GLEN_6	31 BS2 4.5	32 BS2 3.0	33 KAMM_1	34 KAMM_2	35 KAMM_3
-------- YEAR 2011 --------								
SEASONAL FIXED FUEL COST	$000	0.00	0.00	0.00	0.00	0.00	0.00	0.00
SEASONAL FUEL LIMIT MAXIMUM	UNIT/DAY	-1.00	-1.00	-1.00	-1.00	-1.00	-1.00	-1.00
SEASONAL FUEL LIMIT MINIMUM	UNIT/DAY	-1.00	-1.00	-1.00	-1.00	-1.00	-1.00	-1.00
-------- YEAR 2012 --------								
-------- YEAR 2013 --------								
-------- YEAR 2014 --------								
-------- YEAR 2015 --------								
-------- YEAR 2016 --------								
-------- YEAR 2017 --------								
-------- YEAR 2018 --------								
-------- YEAR 2019 --------								
-------- YEAR 2020 --------								
-------- YEAR 2021 --------								
-------- YEAR 2022 --------								
-------- YEAR 2023 --------								
-------- YEAR 2024 --------								
-------- YEAR 2025 --------								
-------- YEAR 2026 --------								
-------- YEAR 2027 --------								
-------- YEAR 2028 --------								
-------- YEAR 2029 --------								
-------- YEAR 2030 --------								
-------- YEAR 2031 --------								
-------- YEAR 2032 --------								
-------- YEAR 2033 --------								

-------- YEAR 2034 --------

-------- YEAR 2035 --------

-------- YEAR 2036 --------

-------- YEAR 2037 --------

-------- YEAR 2038 --------

-------- YEAR 2039 --------

-------- YEAR 2040 --------

========== SEASON 4 APRIL ==========

FUEL		36 KANA_1	37 KANA_2	38 KYGE_1	39 KYGE_2	40 KYGE_3	41 KYGE_4	42 KYGE_5
-------- YEAR 2011 --------								
SEASONAL FIXED FUEL COST	$000	0.00	0.00	0.00	0.00	0.00	0.00	0.00
SEASONAL FUEL LIMIT MAXIMUM	UNIT/DAY	-1.00	-1.00	-1.00	-1.00	-1.00	-1.00	-1.00
SEASONAL FUEL LIMIT MINIMUM	UNIT/DAY	-1.00	-1.00	-1.00	-1.00	-1.00	-1.00	-1.00

-------- YEAR 2012 --------

-------- YEAR 2013 --------

-------- YEAR 2014 --------

-------- YEAR 2015 --------

-------- YEAR 2016 --------

-------- YEAR 2017 --------

-------- YEAR 2018 --------

-------- YEAR 2019 --------

-------- YEAR 2020 --------

-------- YEAR 2021 --------

-------- YEAR 2022 --------

-------- YEAR 2023 --------

-------- YEAR 2024 --------

-------- YEAR 2025 --------

-------- YEAR 2026 --------

-------- YEAR 2027 --------

-------- YEAR 2028 --------

-------- YEAR 2029 --------

-------- YEAR 2030 --------

NOTE: DATA DISPLAYED AFTER 2011 ONLY IF
VALUE CHANGED FROM PREVIOUS YEAR.

AEP EAST
GENERATION AND FUEL MODULE
INPUT SUMMARY REPORT

QUALIFIER = GAF.INPUT.FUEL TYPE.

========== SEASON 4 APRIL ==========

FUEL		36 KANA_1	37 KANA_2	38 KYGE_1	39 KYGE_2	40 KYGE_3	41 KYGE_4	42 KYGE_5
-------- YEAR 2031 --------								
-------- YEAR 2032 --------								
-------- YEAR 2033 --------								
-------- YEAR 2034 --------								
-------- YEAR 2035 --------								
-------- YEAR 2036 --------								
-------- YEAR 2037 --------								
-------- YEAR 2038 --------								
-------- YEAR 2039 --------								
-------- YEAR 2040 --------								

========== SEASON 4 APRIL ==========

FUEL		43 MITC_1	44 MITC_2	45 MTNR_6.0	46 MUSK_1	47 MUSK_2	48 MUSK_3	49 MUSK_4
-------- YEAR 2011 --------								
SEASONAL FIXED FUEL COST	$000	0.00	0.00	0.00	0.00	0.00	0.00	0.00
SEASONAL FUEL LIMIT MAXIMUM	UNIT/DAY	-1.00	-1.00	-1.00	-1.00	-1.00	-1.00	-1.00
SEASONAL FUEL LIMIT MINIMUM	UNIT/DAY	-1.00	-1.00	-1.00	-1.00	-1.00	-1.00	-1.00
-------- YEAR 2012 --------								
-------- YEAR 2013 --------								
-------- YEAR 2014 --------								
-------- YEAR 2015 --------								
-------- YEAR 2016 --------								
-------- YEAR 2017 --------								
-------- YEAR 2018 --------								
-------- YEAR 2019 --------								
-------- YEAR 2020 --------								
-------- YEAR 2021 --------								
-------- YEAR 2022 --------								
-------- YEAR 2023 --------								
-------- YEAR 2024 --------								
-------- YEAR 2025 --------								
-------- YEAR 2026 --------								
-------- YEAR 2027 --------								
-------- YEAR 2028 --------								
-------- YEAR 2029 --------								
-------- YEAR 2030 --------								
-------- YEAR 2031 --------								
-------- YEAR 2032 --------								
-------- YEAR 2033 --------								
-------- YEAR 2034 --------								
-------- YEAR 2035 --------								
-------- YEAR 2036 --------								
-------- YEAR 2037 --------								
-------- YEAR 2038 --------								
-------- YEAR 2039 --------								
-------- YEAR 2040 --------								

========== SEASON 4 APRIL ==========

FUEL		50 MUSK_5	51 PSPN_1	52 PSPN_2	53 PSPN_3	54 PSPN_4	55 PSPN_5	56 PICW_5
-------- YEAR 2011 --------								
SEASONAL FIXED FUEL COST	$000	0.00	0.00	0.00	0.00	0.00	0.00	0.00
SEASONAL FUEL LIMIT MAXIMUM	UNIT/DAY	-1.00	-1.00	-1.00	-1.00	-1.00	-1.00	-1.00
SEASONAL FUEL LIMIT MINIMUM	UNIT/DAY	-1.00	-1.00	-1.00	-1.00	-1.00	-1.00	-1.00

-------- YEAR 2012 --------

-------- YEAR 2013 --------

-------- YEAR 2014 --------

-------- YEAR 2015 --------

-------- YEAR 2016 --------

-------- YEAR 2017 --------

-------- YEAR 2018 --------

-------- YEAR 2019 --------

-------- YEAR 2020 --------

-------- YEAR 2021 --------

-------- YEAR 2022 --------

-------- YEAR 2023 --------

-------- YEAR 2024 --------

-------- YEAR 2025 --------

-------- YEAR 2026 --------

-------- YEAR 2027 --------

-------- YEAR 2028 --------

-------- YEAR 2029 --------

-------- YEAR 2030 --------

-------- YEAR 2031 --------

-------- YEAR 2032 --------

-------- YEAR 2033 --------

-------- YEAR 2034 --------

-------- YEAR 2035 --------

-------- YEAR 2036 --------

-------- YEAR 2037 --------

-------- YEAR 2038 --------

-------- YEAR 2039 --------

-------- YEAR 2040 --------

NOTE: DATA DISPLAYED AFTER 2011 ONLY IF
VALUE CHANGED FROM PREVIOUS YEAR.

AEP EAST
GENERATION AND FUEL MODULE
INPUT SUMMARY REPORT

QUALIFIER = GAF.INPUT.FUEL TYPE.

========== SEASON 4 APRIL ==========

FUEL		57 BS2 1.7	58 ROCK_1IM	59 ROCK_2IM	60 ROCK_6P	61 STUA_1	62 STUA_2	63 STUA_3
-------- YEAR 2011 --------								
SEASONAL FIXED FUEL COST	$000	0.00	0.00	0.00	0.00	0.00	0.00	0.00
SEASONAL FUEL LIMIT MAXIMUM	UNIT/DAY	-1.00	-1.00	-1.00	-1.00	-1.00	-1.00	-1.00
SEASONAL FUEL LIMIT MINIMUM	UNIT/DAY	-1.00	-1.00	-1.00	-1.00	-1.00	-1.00	-1.00
-------- YEAR 2012 --------								
-------- YEAR 2013 --------								
-------- YEAR 2014 --------								
-------- YEAR 2015 --------								
-------- YEAR 2016 --------								
-------- YEAR 2017 --------								
-------- YEAR 2018 --------								
-------- YEAR 2019 --------								
-------- YEAR 2020 --------								
-------- YEAR 2021 --------								
-------- YEAR 2022 --------								
-------- YEAR 2023 --------								
-------- YEAR 2024 --------								
-------- YEAR 2025 --------								
-------- YEAR 2026 --------								
-------- YEAR 2027 --------								
-------- YEAR 2028 --------								
-------- YEAR 2029 --------								
-------- YEAR 2030 --------								
-------- YEAR 2031 --------								
-------- YEAR 2032 --------								
-------- YEAR 2033 --------								
-------- YEAR 2034 --------								
-------- YEAR 2035 --------								
-------- YEAR 2036 --------								
-------- YEAR 2037 --------								
-------- YEAR 2038 --------								
-------- YEAR 2039 --------								
-------- YEAR 2040 --------								

========== SEASON 4 APRIL ==========

FUEL		64 STUA_4	65 BS1_ CC	66 TANN_1	67 TANN_2	68 TANN_3	69 TANN_4	70 ZIMM_1
-------- YEAR 2011 --------								
SEASONAL FIXED FUEL COST	$000	0.00	0.00	0.00	0.00	0.00	0.00	0.00
SEASONAL FUEL LIMIT MAXIMUM	UNIT/DAY	-1.00	-1.00	-1.00	-1.00	-1.00	-1.00	-1.00
SEASONAL FUEL LIMIT MINIMUM	UNIT/DAY	-1.00	-1.00	-1.00	-1.00	-1.00	-1.00	-1.00
-------- YEAR 2012 --------								
-------- YEAR 2013 --------								
-------- YEAR 2014 --------								
-------- YEAR 2015 --------								
-------- YEAR 2016 --------								
-------- YEAR 2017 --------								
-------- YEAR 2018 --------								
-------- YEAR 2019 --------								
-------- YEAR 2020 --------								
-------- YEAR 2021 --------								
-------- YEAR 2022 --------								
-------- YEAR 2023 --------								

-------- YEAR 2024 --------

-------- YEAR 2025 --------

-------- YEAR 2026 --------

-------- YEAR 2027 --------

-------- YEAR 2028 --------

-------- YEAR 2029 --------

-------- YEAR 2030 --------

-------- YEAR 2031 --------

-------- YEAR 2032 --------

-------- YEAR 2033 --------

-------- YEAR 2034 --------

-------- YEAR 2035 --------

-------- YEAR 2036 --------

-------- YEAR 2037 --------

-------- YEAR 2038 --------

-------- YEAR 2039 --------

-------- YEAR 2040 --------

========== SEASON 4 APRIL ==========

FUEL		71 TCO_POOL	72 DOMINON	73 TCO_DELV	74 CEREDO	75 DARBY	76 DRESDEN	77 LAWRNG
-------- YEAR 2011 --------								
SEASONAL FIXED FUEL COST	$000	0.00	0.00	0.00	0.00	0.00	0.00	0.00
SEASONAL FUEL LIMIT MAXIMUM	UNIT/DAY	-1.00	-1.00	-1.00	-1.00	-1.00	-1.00	-1.00
SEASONAL FUEL LIMIT MINIMUM	UNIT/DAY	-1.00	-1.00	-1.00	-1.00	-1.00	-1.00	-1.00

-------- YEAR 2012 --------

-------- YEAR 2013 --------

-------- YEAR 2014 --------

-------- YEAR 2015 --------

-------- YEAR 2016 --------

-------- YEAR 2017 --------

-------- YEAR 2018 --------

-------- YEAR 2019 --------

-------- YEAR 2020 --------

NOTE: DATA DISPLAYED AFTER 2011 ONLY IF
VALUE CHANGED FROM PREVIOUS YEAR.

AEP EAST
GENERATION AND FUEL MODULE
INPUT SUMMARY REPORT

QUALIFIER = GAF.INPUT.FUEL TYPE.

========== SEASON 4 APRIL ==========

FUEL	71 TCO_POOL	72 DOMINON	73 TCO_DELV	74 CEREDO	75 DARBY	76 DRESDEN	77 LAWRNG
-------- YEAR 2021 --------							
-------- YEAR 2022 --------							
-------- YEAR 2023 --------							
-------- YEAR 2024 --------							
-------- YEAR 2025 --------							
-------- YEAR 2026 --------							
-------- YEAR 2027 --------							
-------- YEAR 2028 --------							
-------- YEAR 2029 --------							
-------- YEAR 2030 --------							
-------- YEAR 2031 --------							
-------- YEAR 2032 --------							
-------- YEAR 2033 --------							
-------- YEAR 2034 --------							
-------- YEAR 2035 --------							
-------- YEAR 2036 --------							
-------- YEAR 2037 --------							
-------- YEAR 2038 --------							
-------- YEAR 2039 --------							
-------- YEAR 2040 --------							

========== SEASON 4 APRIL ==========

FUEL		78 ROBMONE	79 WATERFOR	80 ROCK_5.1	81 MR5_NGCC	139 PC_S_NE8	140 STKR_BIO	141 MR5_CO
-------- YEAR 2011 --------								
SEASONAL FIXED FUEL COST	$000	0.00	0.00	0.00	0.00	0.00	0.00	0.00
SEASONAL FUEL LIMIT MAXIMUM	UNIT/DAY	-1.00	-1.00	-1.00	-1.00	-1.00	-1.00	-1.00
SEASONAL FUEL LIMIT MINIMUM	UNIT/DAY	-1.00	-1.00	-1.00	-1.00	-1.00	-1.00	-1.00
-------- YEAR 2012 --------								
-------- YEAR 2013 --------								
-------- YEAR 2014 --------								
-------- YEAR 2015 --------								
-------- YEAR 2016 --------								
-------- YEAR 2017 --------								
-------- YEAR 2018 --------								
-------- YEAR 2019 --------								
-------- YEAR 2020 --------								
-------- YEAR 2021 --------								
-------- YEAR 2022 --------								
-------- YEAR 2023 --------								
-------- YEAR 2024 --------								
-------- YEAR 2025 --------								
-------- YEAR 2026 --------								
-------- YEAR 2027 --------								
-------- YEAR 2028 --------								
-------- YEAR 2029 --------								
-------- YEAR 2030 --------								
-------- YEAR 2031 --------								
-------- YEAR 2032 --------								
-------- YEAR 2033 --------								
-------- YEAR 2034 --------								

-------- YEAR 2035 --------

-------- YEAR 2036 --------

-------- YEAR 2037 --------

-------- YEAR 2038 --------

-------- YEAR 2039 --------

-------- YEAR 2040 --------

========== SEASON 4 APRIL ==========

FUEL		143 AM3_BIO	144 BS2_SEP	146 MNTR_BIO	147 TNR4_SEP	148 SRT1_SEP	149 SRT1_BIO	150 SRT2_SEP
-------- YEAR 2011 --------								
SEASONAL FIXED FUEL COST	$000	0.00	0.00	0.00	0.00	0.00	0.00	0.00
SEASONAL FUEL LIMIT MAXIMUM	UNIT/DAY	-1.00	-1.00	-1.00	-1.00	-1.00	-1.00	-1.00
SEASONAL FUEL LIMIT MINIMUM	UNIT/DAY	-1.00	-1.00	-1.00	-1.00	-1.00	-1.00	-1.00

-------- YEAR 2012 --------

-------- YEAR 2013 --------

-------- YEAR 2014 --------

-------- YEAR 2015 --------

-------- YEAR 2016 --------

-------- YEAR 2017 --------

-------- YEAR 2018 --------

-------- YEAR 2019 --------

-------- YEAR 2020 --------

-------- YEAR 2021 --------

-------- YEAR 2022 --------

-------- YEAR 2023 --------

-------- YEAR 2024 --------

-------- YEAR 2025 --------

-------- YEAR 2026 --------

-------- YEAR 2027 --------

-------- YEAR 2028 --------

-------- YEAR 2029 --------

-------- YEAR 2030 --------

-------- YEAR 2031 --------

-------- YEAR 2032 --------

NOTE: DATA DISPLAYED AFTER 2011 ONLY IF
VALUE CHANGED FROM PREVIOUS YEAR.

AEP EAST
GENERATION AND FUEL MODULE
INPUT SUMMARY REPORT

QUALIFIER = GAF.INPUT.FUEL TYPE.

========== SEASON 4 APRIL ==========

FUEL		143 AM3_BIO	144 BS2_SEP	146 MNTR_BIO	147 TNR4_SEP	148 SRT1_SEP	149 SRT1_BIO	150 SRT2_SEP
-------- YEAR 2033 --------								
-------- YEAR 2034 --------								
-------- YEAR 2035 --------								
-------- YEAR 2036 --------								
-------- YEAR 2037 --------								
-------- YEAR 2038 --------								
-------- YEAR 2039 --------								
-------- YEAR 2040 --------								

========== SEASON 4 APRIL ==========

FUEL		151 SRT2_BIO	152 SRT3_SEP	153 SRT3_BIO	154 SRT4_SEP	155 MR5_SI	156 RP1_BIO	157 RP2_BIO
-------- YEAR 2011 --------								
SEASONAL FIXED FUEL COST	$000	0.00	0.00	0.00	0.00	0.00	0.00	0.00
SEASONAL FUEL LIMIT MAXIMUM	UNIT/DAY	-1.00	-1.00	-1.00	-1.00	-1.00	-1.00	-1.00
SEASONAL FUEL LIMIT MINIMUM	UNIT/DAY	-1.00	-1.00	-1.00	-1.00	-1.00	-1.00	-1.00
-------- YEAR 2012 --------								
-------- YEAR 2013 --------								
-------- YEAR 2014 --------								
-------- YEAR 2015 --------								
-------- YEAR 2016 --------								
-------- YEAR 2017 --------								
-------- YEAR 2018 --------								
-------- YEAR 2019 --------								
-------- YEAR 2020 --------								
-------- YEAR 2021 --------								
-------- YEAR 2022 --------								
-------- YEAR 2023 --------								
-------- YEAR 2024 --------								
-------- YEAR 2025 --------								
-------- YEAR 2026 --------								
-------- YEAR 2027 --------								
-------- YEAR 2028 --------								
-------- YEAR 2029 --------								
-------- YEAR 2030 --------								
-------- YEAR 2031 --------								
-------- YEAR 2032 --------								
-------- YEAR 2033 --------								
-------- YEAR 2034 --------								
-------- YEAR 2035 --------								
-------- YEAR 2036 --------								
-------- YEAR 2037 --------								
-------- YEAR 2038 --------								
-------- YEAR 2039 --------								
-------- YEAR 2040 --------								

========== SEASON 5 MAY ==========

FUEL		1 AMOS_1	2 AMOS_2	3 AMOS_3	4 BECK_6	5 BIGS_1	6 BIGS_2	7 CARD_1
-------- YEAR 2011 --------								
SEASONAL FIXED FUEL COST	$000	0.00	0.00	0.00	0.00	0.00	0.00	0.00
SEASONAL FUEL LIMIT MAXIMUM	UNIT/DAY	-1.00	-1.00	-1.00	-1.00	-1.00	-1.00	-1.00
SEASONAL FUEL LIMIT MINIMUM	UNIT/DAY	-1.00	-1.00	-1.00	-1.00	-1.00	-1.00	-1.00
-------- YEAR 2012 --------								
-------- YEAR 2013 --------								

-------- YEAR 2014 --------

-------- YEAR 2015 --------

-------- YEAR 2016 --------

-------- YEAR 2017 --------

-------- YEAR 2018 --------

-------- YEAR 2019 --------

-------- YEAR 2020 --------

-------- YEAR 2021 --------

-------- YEAR 2022 --------

-------- YEAR 2023 --------

-------- YEAR 2024 --------

-------- YEAR 2025 --------

-------- YEAR 2026 --------

-------- YEAR 2027 --------

-------- YEAR 2028 --------

-------- YEAR 2029 --------

-------- YEAR 2030 --------

-------- YEAR 2031 --------

-------- YEAR 2032 --------

-------- YEAR 2033 --------

-------- YEAR 2034 --------

-------- YEAR 2035 --------

-------- YEAR 2036 --------

-------- YEAR 2037 --------

-------- YEAR 2038 --------

-------- YEAR 2039 --------

-------- YEAR 2040 --------

========== SEASON 5 MAY ==========

FUEL		8 CARD_2	9 CARD_3	10 CLIF_1	11 CLIF_2	12 CLIF_3	13 CLIF_4	14 CLIF_5
-------- YEAR 2011 --------								
SEASONAL FIXED FUEL COST	$000	0.00	0.00	0.00	0.00	0.00	0.00	0.00
SEASONAL FUEL LIMIT MAXIMUM	UNIT/DAY	-1.00	-1.00	-1.00	-1.00	-1.00	-1.00	-1.00

NOTE: DATA DISPLAYED AFTER 2011 ONLY IF
VALUE CHANGED FROM PREVIOUS YEAR.

AEP EAST
GENERATION AND FUEL MODULE
INPUT SUMMARY REPORT

QUALIFIER = GAF.INPUT.FUEL TYPE.

========== SEASON 5 MAY ==========

FUEL		8 CARD_2	9 CARD_3	10 CLIF_1	11 CLIF_2	12 CLIF_3	13 CLIF_4	14 CLIF_5
-------- YEAR 2011 --------								
SEASONAL FUEL LIMIT MINIMUM	UNIT/DAY	-1.00	-1.00	-1.00	-1.00	-1.00	-1.00	-1.00
-------- YEAR 2012 --------								
-------- YEAR 2013 --------								
-------- YEAR 2014 --------								
-------- YEAR 2015 --------								
-------- YEAR 2016 --------								
-------- YEAR 2017 --------								
-------- YEAR 2018 --------								
-------- YEAR 2019 --------								
-------- YEAR 2020 --------								
-------- YEAR 2021 --------								
-------- YEAR 2022 --------								
-------- YEAR 2023 --------								
-------- YEAR 2024 --------								
-------- YEAR 2025 --------								
-------- YEAR 2026 --------								
-------- YEAR 2027 --------								
-------- YEAR 2028 --------								
-------- YEAR 2029 --------								
-------- YEAR 2030 --------								
-------- YEAR 2031 --------								
-------- YEAR 2032 --------								
-------- YEAR 2033 --------								
-------- YEAR 2034 --------								
-------- YEAR 2035 --------								
-------- YEAR 2036 --------								
-------- YEAR 2037 --------								
-------- YEAR 2038 --------								
-------- YEAR 2039 --------								
-------- YEAR 2040 --------								

========== SEASON 5 MAY ==========

FUEL		15 CLIF_6	16 CLIN_1	17 CLIN_2	18 CLIN_3	19 CSVL_1	20 CSVL_2	21 CSVL_3
-------- YEAR 2011 --------								
SEASONAL FIXED FUEL COST	$000	0.00	0.00	0.00	0.00	0.00	0.00	0.00
SEASONAL FUEL LIMIT MAXIMUM	UNIT/DAY	-1.00	-1.00	-1.00	-1.00	-1.00	-1.00	-1.00
SEASONAL FUEL LIMIT MINIMUM	UNIT/DAY	-1.00	-1.00	-1.00	-1.00	-1.00	-1.00	-1.00
-------- YEAR 2012 --------								
-------- YEAR 2013 --------								
-------- YEAR 2014 --------								
-------- YEAR 2015 --------								
-------- YEAR 2016 --------								
-------- YEAR 2017 --------								
-------- YEAR 2018 --------								
-------- YEAR 2019 --------								
-------- YEAR 2020 --------								
-------- YEAR 2021 --------								
-------- YEAR 2022 --------								
-------- YEAR 2023 --------								
-------- YEAR 2024 --------								

-------- YEAR 2025 --------

-------- YEAR 2026 --------

-------- YEAR 2027 --------

-------- YEAR 2028 --------

-------- YEAR 2029 --------

-------- YEAR 2030 --------

-------- YEAR 2031 --------

-------- YEAR 2032 --------

-------- YEAR 2033 --------

-------- YEAR 2034 --------

-------- YEAR 2035 --------

-------- YEAR 2036 --------

-------- YEAR 2037 --------

-------- YEAR 2038 --------

-------- YEAR 2039 --------

-------- YEAR 2040 --------

========== SEASON 5 MAY ==========

FUEL		22 CSVL_4	23 CSVL_5	24 CSVL_6	25 COOK_1	26 COOK_2	27 GAVI_1	28 GAVI_2
-------- YEAR 2011 --------								
SEASONAL FIXED FUEL COST	$000	0.00	0.00	0.00	453.90	453.90	0.00	0.00
SEASONAL FUEL LIMIT MAXIMUM	UNIT/DAY	-1.00	-1.00	-1.00	-1.00	-1.00	-1.00	-1.00
SEASONAL FUEL LIMIT MINIMUM	UNIT/DAY	-1.00	-1.00	-1.00	-1.00	-1.00	-1.00	-1.00
-------- YEAR 2012 --------								
SEASONAL FIXED FUEL COST	$000	0.00	0.00	0.00	458.93	458.93	0.00	0.00
-------- YEAR 2013 --------								
SEASONAL FIXED FUEL COST	$000	0.00	0.00	0.00	182.83	182.83	0.00	0.00
-------- YEAR 2014 --------								
SEASONAL FIXED FUEL COST	$000	0.00	0.00	0.00	188.16	188.16	0.00	0.00
-------- YEAR 2015 --------								
SEASONAL FIXED FUEL COST	$000	0.00	0.00	0.00	193.66	193.66	0.00	0.00
-------- YEAR 2016 --------								
SEASONAL FIXED FUEL COST	$000	0.00	0.00	0.00	199.32	199.32	0.00	0.00
-------- YEAR 2017 --------								
SEASONAL FIXED FUEL COST	$000	0.00	0.00	0.00	205.15	205.15	0.00	0.00
-------- YEAR 2018 --------								
SEASONAL FIXED FUEL COST	$000	0.00	0.00	0.00	211.15	211.15	0.00	0.00

NOTE: DATA DISPLAYED AFTER 2011 ONLY IF
VALUE CHANGED FROM PREVIOUS YEAR.

AEP EAST
GENERATION AND FUEL MODULE
INPUT SUMMARY REPORT

QUALIFIER = GAF.INPUT.FUEL TYPE.

========== SEASON 5 MAY ==========

FUEL		22 CSVL_4	23 CSVL_5	24 CSVL_6	25 COOK_1	26 COOK_2	27 GAVI_1	28 GAVI_2
-------- YEAR 2019 --------								
SEASONAL FIXED FUEL COST	$000	0.00	0.00	0.00	217.34	217.34	0.00	0.00
-------- YEAR 2020 --------								
SEASONAL FIXED FUEL COST	$000	0.00	0.00	0.00	223.71	223.71	0.00	0.00
-------- YEAR 2021 --------								
SEASONAL FIXED FUEL COST	$000	0.00	0.00	0.00	230.26	230.26	0.00	0.00
-------- YEAR 2022 --------								
SEASONAL FIXED FUEL COST	$000	0.00	0.00	0.00	237.01	237.01	0.00	0.00
-------- YEAR 2023 --------								
SEASONAL FIXED FUEL COST	$000	0.00	0.00	0.00	243.95	243.95	0.00	0.00
-------- YEAR 2024 --------								
SEASONAL FIXED FUEL COST	$000	0.00	0.00	0.00	251.10	251.10	0.00	0.00
-------- YEAR 2025 --------								
SEASONAL FIXED FUEL COST	$000	0.00	0.00	0.00	258.46	258.46	0.00	0.00
-------- YEAR 2026 --------								
SEASONAL FIXED FUEL COST	$000	0.00	0.00	0.00	266.03	266.03	0.00	0.00
-------- YEAR 2027 --------								
SEASONAL FIXED FUEL COST	$000	0.00	0.00	0.00	273.83	273.83	0.00	0.00
-------- YEAR 2028 --------								
SEASONAL FIXED FUEL COST	$000	0.00	0.00	0.00	281.85	281.85	0.00	0.00
-------- YEAR 2029 --------								
SEASONAL FIXED FUEL COST	$000	0.00	0.00	0.00	290.11	290.11	0.00	0.00
-------- YEAR 2030 --------								
SEASONAL FIXED FUEL COST	$000	0.00	0.00	0.00	298.61	298.61	0.00	0.00
-------- YEAR 2031 --------								
SEASONAL FIXED FUEL COST	$000	0.00	0.00	0.00	307.36	307.36	0.00	0.00
-------- YEAR 2032 --------								
SEASONAL FIXED FUEL COST	$000	0.00	0.00	0.00	316.36	316.36	0.00	0.00
-------- YEAR 2033 --------								
SEASONAL FIXED FUEL COST	$000	0.00	0.00	0.00	325.63	325.63	0.00	0.00
-------- YEAR 2034 --------								
SEASONAL FIXED FUEL COST	$000	0.00	0.00	0.00	335.18	335.18	0.00	0.00
-------- YEAR 2035 --------								
SEASONAL FIXED FUEL COST	$000	0.00	0.00	0.00	344.99	344.99	0.00	0.00
-------- YEAR 2036 --------								
SEASONAL FIXED FUEL COST	$000	0.00	0.00	0.00	0.00	355.10	0.00	0.00
-------- YEAR 2037 --------								
SEASONAL FIXED FUEL COST	$000	0.00	0.00	0.00	0.00	365.51	0.00	0.00
-------- YEAR 2038 --------								
SEASONAL FIXED FUEL COST	$000	0.00	0.00	0.00	0.00	0.00	0.00	0.00
-------- YEAR 2039 --------								
-------- YEAR 2040 --------								

========== SEASON 5 MAY ==========

FUEL		29 GLEN_5	30 GLEN_6	31 BS2 4.5	32 BS2 3.0	33 KAMM_1	34 KAMM_2	35 KAMM_3
-------- YEAR 2011 --------								
SEASONAL FIXED FUEL COST	$000	0.00	0.00	0.00	0.00	0.00	0.00	0.00
SEASONAL FUEL LIMIT MAXIMUM	UNIT/DAY	-1.00	-1.00	-1.00	-1.00	-1.00	-1.00	-1.00
SEASONAL FUEL LIMIT MINIMUM	UNIT/DAY	-1.00	-1.00	-1.00	-1.00	-1.00	-1.00	-1.00
-------- YEAR 2012 --------								
-------- YEAR 2013 --------								
-------- YEAR 2014 --------								
-------- YEAR 2015 --------								
-------- YEAR 2016 --------								
-------- YEAR 2017 --------								
-------- YEAR 2018 --------								
-------- YEAR 2019 --------								
-------- YEAR 2020 --------								
-------- YEAR 2021 --------								
-------- YEAR 2022 --------								

-------- YEAR 2023 --------

-------- YEAR 2024 --------

-------- YEAR 2025 --------

-------- YEAR 2026 --------

-------- YEAR 2027 --------

-------- YEAR 2028 --------

-------- YEAR 2029 --------

-------- YEAR 2030 --------

-------- YEAR 2031 --------

-------- YEAR 2032 --------

-------- YEAR 2033 --------

-------- YEAR 2034 --------

-------- YEAR 2035 --------

-------- YEAR 2036 --------

-------- YEAR 2037 --------

-------- YEAR 2038 --------

-------- YEAR 2039 --------

-------- YEAR 2040 --------

========== SEASON 5 MAY ==========

FUEL		36 KANA_1	37 KANA_2	38 KYGE_1	39 KYGE_2	40 KYGE_3	41 KYGE_4	42 KYGE_5
-------- YEAR 2011 --------								
SEASONAL FIXED FUEL COST	$000	0.00	0.00	0.00	0.00	0.00	0.00	0.00
SEASONAL FUEL LIMIT MAXIMUM	UNIT/DAY	-1.00	-1.00	-1.00	-1.00	-1.00	-1.00	-1.00
SEASONAL FUEL LIMIT MINIMUM	UNIT/DAY	-1.00	-1.00	-1.00	-1.00	-1.00	-1.00	-1.00

-------- YEAR 2012 --------

-------- YEAR 2013 --------

-------- YEAR 2014 --------

-------- YEAR 2015 --------

-------- YEAR 2016 --------

-------- YEAR 2017 --------

-------- YEAR 2018 --------

-------- YEAR 2019 --------

-------- YEAR 2020 --------

NOTE: DATA DISPLAYED AFTER 2011 ONLY IF
VALUE CHANGED FROM PREVIOUS YEAR.

AEP EAST
GENERATION AND FUEL MODULE
INPUT SUMMARY REPORT

QUALIFIER = GAF.INPUT.FUEL TYPE.

========== SEASON 5 MAY ==========

FUEL	36 KANA_1	37 KANA_2	38 KYGE_1	39 KYGE_2	40 KYGE_3	41 KYGE_4	42 KYGE_5
-------- YEAR 2021 --------							
-------- YEAR 2022 --------							
-------- YEAR 2023 --------							
-------- YEAR 2024 --------							
-------- YEAR 2025 --------							
-------- YEAR 2026 --------							
-------- YEAR 2027 --------							
-------- YEAR 2028 --------							
-------- YEAR 2029 --------							
-------- YEAR 2030 --------							
-------- YEAR 2031 --------							
-------- YEAR 2032 --------							
-------- YEAR 2033 --------							
-------- YEAR 2034 --------							
-------- YEAR 2035 --------							
-------- YEAR 2036 --------							
-------- YEAR 2037 --------							
-------- YEAR 2038 --------							
-------- YEAR 2039 --------							
-------- YEAR 2040 --------							

========== SEASON 5 MAY ==========

FUEL		43 MITC_1	44 MITC_2	45 MTNR_6.0	46 MUSK_1	47 MUSK_2	48 MUSK_3	49 MUSK_4
-------- YEAR 2011 --------								
SEASONAL FIXED FUEL COST	$000	0.00	0.00	0.00	0.00	0.00	0.00	0.00
SEASONAL FUEL LIMIT MAXIMUM	UNIT/DAY	-1.00	-1.00	-1.00	-1.00	-1.00	-1.00	-1.00
SEASONAL FUEL LIMIT MINIMUM	UNIT/DAY	-1.00	-1.00	-1.00	-1.00	-1.00	-1.00	-1.00
-------- YEAR 2012 --------								
-------- YEAR 2013 --------								
-------- YEAR 2014 --------								
-------- YEAR 2015 --------								
-------- YEAR 2016 --------								
-------- YEAR 2017 --------								
-------- YEAR 2018 --------								
-------- YEAR 2019 --------								
-------- YEAR 2020 --------								
-------- YEAR 2021 --------								
-------- YEAR 2022 --------								
-------- YEAR 2023 --------								
-------- YEAR 2024 --------								
-------- YEAR 2025 --------								
-------- YEAR 2026 --------								
-------- YEAR 2027 --------								
-------- YEAR 2028 --------								
-------- YEAR 2029 --------								
-------- YEAR 2030 --------								
-------- YEAR 2031 --------								
-------- YEAR 2032 --------								
-------- YEAR 2033 --------								
-------- YEAR 2034 --------								

-------- YEAR 2035 --------

-------- YEAR 2036 --------

-------- YEAR 2037 --------

-------- YEAR 2038 --------

-------- YEAR 2039 --------

-------- YEAR 2040 --------

========== SEASON 5 MAY ==========

FUEL		50 MUSK_5	51 PSPN_1	52 PSPN_2	53 PSPN_3	54 PSPN_4	55 PSPN_5	56 PICW_5
-------- YEAR 2011 --------								
SEASONAL FIXED FUEL COST	$000	0.00	0.00	0.00	0.00	0.00	0.00	0.00
SEASONAL FUEL LIMIT MAXIMUM	UNIT/DAY	-1.00	-1.00	-1.00	-1.00	-1.00	-1.00	-1.00
SEASONAL FUEL LIMIT MINIMUM	UNIT/DAY	-1.00	-1.00	-1.00	-1.00	-1.00	-1.00	-1.00

-------- YEAR 2012 --------

-------- YEAR 2013 --------

-------- YEAR 2014 --------

-------- YEAR 2015 --------

-------- YEAR 2016 --------

-------- YEAR 2017 --------

-------- YEAR 2018 --------

-------- YEAR 2019 --------

-------- YEAR 2020 --------

-------- YEAR 2021 --------

-------- YEAR 2022 --------

-------- YEAR 2023 --------

-------- YEAR 2024 --------

-------- YEAR 2025 --------

-------- YEAR 2026 --------

-------- YEAR 2027 --------

-------- YEAR 2028 --------

-------- YEAR 2029 --------

-------- YEAR 2030 --------

-------- YEAR 2031 --------

-------- YEAR 2032 --------

NOTE: DATA DISPLAYED AFTER 2011 ONLY IF
VALUE CHANGED FROM PREVIOUS YEAR.

AEP EAST
GENERATION AND FUEL MODULE
INPUT SUMMARY REPORT

QUALIFIER = GAF.INPUT.FUEL TYPE.

========== SEASON 5 MAY ==========

FUEL	50 MUSK_5	51 PSPN_1	52 PSPN_2	53 PSPN_3	54 PSPN_4	55 PSPN_5	56 PICW_5
-------- YEAR 2033 --------							
-------- YEAR 2034 --------							
-------- YEAR 2035 --------							
-------- YEAR 2036 --------							
-------- YEAR 2037 --------							
-------- YEAR 2038 --------							
-------- YEAR 2039 --------							
-------- YEAR 2040 --------							

========== SEASON 5 MAY ==========

FUEL		57 BS2 1.7	58 ROCK_1IM	59 ROCK_2IM	60 ROCK_6P	61 STUA_1	62 STUA_2	63 STUA_3
-------- YEAR 2011 --------								
SEASONAL FIXED FUEL COST	$000	0.00	0.00	0.00	0.00	0.00	0.00	0.00
SEASONAL FUEL LIMIT MAXIMUM	UNIT/DAY	-1.00	-1.00	-1.00	-1.00	-1.00	-1.00	-1.00
SEASONAL FUEL LIMIT MINIMUM	UNIT/DAY	-1.00	-1.00	-1.00	-1.00	-1.00	-1.00	-1.00
-------- YEAR 2012 --------								
-------- YEAR 2013 --------								
-------- YEAR 2014 --------								
-------- YEAR 2015 --------								
-------- YEAR 2016 --------								
-------- YEAR 2017 --------								
-------- YEAR 2018 --------								
-------- YEAR 2019 --------								
-------- YEAR 2020 --------								
-------- YEAR 2021 --------								
-------- YEAR 2022 --------								
-------- YEAR 2023 --------								
-------- YEAR 2024 --------								
-------- YEAR 2025 --------								
-------- YEAR 2026 --------								
-------- YEAR 2027 --------								
-------- YEAR 2028 --------								
-------- YEAR 2029 --------								
-------- YEAR 2030 --------								
-------- YEAR 2031 --------								
-------- YEAR 2032 --------								
-------- YEAR 2033 --------								
-------- YEAR 2034 --------								
-------- YEAR 2035 --------								
-------- YEAR 2036 --------								
-------- YEAR 2037 --------								
-------- YEAR 2038 --------								
-------- YEAR 2039 --------								
-------- YEAR 2040 --------								

========== SEASON 5 MAY ==========

FUEL		64 STUA_4	65 BS1_ CC	66 TANN_1	67 TANN_2	68 TANN_3	69 TANN_4	70 ZIMM_1
-------- YEAR 2011 --------								
SEASONAL FIXED FUEL COST	$000	0.00	0.00	0.00	0.00	0.00	0.00	0.00
SEASONAL FUEL LIMIT MAXIMUM	UNIT/DAY	-1.00	-1.00	-1.00	-1.00	-1.00	-1.00	-1.00
SEASONAL FUEL LIMIT MINIMUM	UNIT/DAY	-1.00	-1.00	-1.00	-1.00	-1.00	-1.00	-1.00
-------- YEAR 2012 --------								
-------- YEAR 2013 --------								

-------- YEAR 2014 --------

-------- YEAR 2015 --------

-------- YEAR 2016 --------

-------- YEAR 2017 --------

-------- YEAR 2018 --------

-------- YEAR 2019 --------

-------- YEAR 2020 --------

-------- YEAR 2021 --------

-------- YEAR 2022 --------

-------- YEAR 2023 --------

-------- YEAR 2024 --------

-------- YEAR 2025 --------

-------- YEAR 2026 --------

-------- YEAR 2027 --------

-------- YEAR 2028 --------

-------- YEAR 2029 --------

-------- YEAR 2030 --------

-------- YEAR 2031 --------

-------- YEAR 2032 --------

-------- YEAR 2033 --------

-------- YEAR 2034 --------

-------- YEAR 2035 --------

-------- YEAR 2036 --------

-------- YEAR 2037 --------

-------- YEAR 2038 --------

-------- YEAR 2039 --------

-------- YEAR 2040 --------

========== SEASON 5 MAY ==========

FUEL		71 TCO_POOL	72 DOMINON	73 TCO_DELV	74 CEREDO	75 DARBY	76 DRESDEN	77 LAWRNG
-------- YEAR 2011 --------								
SEASONAL FIXED FUEL COST	$000	0.00	0.00	0.00	0.00	0.00	0.00	0.00
SEASONAL FUEL LIMIT MAXIMUM	UNIT/DAY	-1.00	-1.00	-1.00	-1.00	-1.00	-1.00	-1.00

NOTE: DATA DISPLAYED AFTER 2011 ONLY IF
VALUE CHANGED FROM PREVIOUS YEAR.

AEP EAST
GENERATION AND FUEL MODULE
INPUT SUMMARY REPORT

QUALIFIER = GAF.INPUT.FUEL TYPE.

========== SEASON 5 MAY ==========

FUEL		71 TCO_POOL	72 DOMINON	73 TCO_DELV	74 CEREDO	75 DARBY	76 DRESDEN	77 LAWRNG
-------- YEAR 2011 --------								
SEASONAL FUEL LIMIT MINIMUM	UNIT/DAY	-1.00	-1.00	-1.00	-1.00	-1.00	-1.00	-1.00
-------- YEAR 2012 --------								
-------- YEAR 2013 --------								
-------- YEAR 2014 --------								
-------- YEAR 2015 --------								
-------- YEAR 2016 --------								
-------- YEAR 2017 --------								
-------- YEAR 2018 --------								
-------- YEAR 2019 --------								
-------- YEAR 2020 --------								
-------- YEAR 2021 --------								
-------- YEAR 2022 --------								
-------- YEAR 2023 --------								
-------- YEAR 2024 --------								
-------- YEAR 2025 --------								
-------- YEAR 2026 --------								
-------- YEAR 2027 --------								
-------- YEAR 2028 --------								
-------- YEAR 2029 --------								
-------- YEAR 2030 --------								
-------- YEAR 2031 --------								
-------- YEAR 2032 --------								
-------- YEAR 2033 --------								
-------- YEAR 2034 --------								
-------- YEAR 2035 --------								
-------- YEAR 2036 --------								
-------- YEAR 2037 --------								
-------- YEAR 2038 --------								
-------- YEAR 2039 --------								
-------- YEAR 2040 --------								

========== SEASON 5 MAY ==========

FUEL		78 ROBMONE	79 WATERFOR	80 ROCK_5.1	81 MR5_NGCC	139 PC_S_NE8	140 STKR_BIO	141 MR5_CO
-------- YEAR 2011 --------								
SEASONAL FIXED FUEL COST	$000	0.00	0.00	0.00	0.00	0.00	0.00	0.00
SEASONAL FUEL LIMIT MAXIMUM	UNIT/DAY	-1.00	-1.00	-1.00	-1.00	-1.00	-1.00	-1.00
SEASONAL FUEL LIMIT MINIMUM	UNIT/DAY	-1.00	-1.00	-1.00	-1.00	-1.00	-1.00	-1.00
-------- YEAR 2012 --------								
-------- YEAR 2013 --------								
-------- YEAR 2014 --------								
-------- YEAR 2015 --------								
-------- YEAR 2016 --------								
-------- YEAR 2017 --------								
-------- YEAR 2018 --------								
-------- YEAR 2019 --------								
-------- YEAR 2020 --------								
-------- YEAR 2021 --------								
-------- YEAR 2022 --------								
-------- YEAR 2023 --------								
-------- YEAR 2024 --------								

-------- YEAR 2025 --------

-------- YEAR 2026 --------

-------- YEAR 2027 --------

-------- YEAR 2028 --------

-------- YEAR 2029 --------

-------- YEAR 2030 --------

-------- YEAR 2031 --------

-------- YEAR 2032 --------

-------- YEAR 2033 --------

-------- YEAR 2034 --------

-------- YEAR 2035 --------

-------- YEAR 2036 --------

-------- YEAR 2037 --------

-------- YEAR 2038 --------

-------- YEAR 2039 --------

-------- YEAR 2040 --------

========== SEASON 5 MAY ==========

FUEL		143 AM3_BIO	144 BS2_SEP	146 MNTR_BIO	147 TNR4_SEP	148 SRT1_SEP	149 SRT1_BIO	150 SRT2_SEP
-------- YEAR 2011 --------								
SEASONAL FIXED FUEL COST	$000	0.00	0.00	0.00	0.00	0.00	0.00	0.00
SEASONAL FUEL LIMIT MAXIMUM	UNIT/DAY	-1.00	-1.00	-1.00	-1.00	-1.00	-1.00	-1.00
SEASONAL FUEL LIMIT MINIMUM	UNIT/DAY	-1.00	-1.00	-1.00	-1.00	-1.00	-1.00	-1.00

-------- YEAR 2012 --------

-------- YEAR 2013 --------

-------- YEAR 2014 --------

-------- YEAR 2015 --------

-------- YEAR 2016 --------

-------- YEAR 2017 --------

-------- YEAR 2018 --------

-------- YEAR 2019 --------

-------- YEAR 2020 --------

-------- YEAR 2021 --------

NOTE: DATA DISPLAYED AFTER 2011 ONLY IF
VALUE CHANGED FROM PREVIOUS YEAR.

AEP EAST
GENERATION AND FUEL MODULE
INPUT SUMMARY REPORT

QUALIFIER = GAF.INPUT.FUEL TYPE.

========== SEASON 5 MAY ==========

FUEL	143 AM3_BIO	144 BS2_SEP	146 MNTR_BIO	147 TNR4_SEP	148 SRT1_SEP	149 SRT1_BIO	150 SRT2_SEP
-------- YEAR 2022 --------							
-------- YEAR 2023 --------							
-------- YEAR 2024 --------							
-------- YEAR 2025 --------							
-------- YEAR 2026 --------							
-------- YEAR 2027 --------							
-------- YEAR 2028 --------							
-------- YEAR 2029 --------							
-------- YEAR 2030 --------							
-------- YEAR 2031 --------							
-------- YEAR 2032 --------							
-------- YEAR 2033 --------							
-------- YEAR 2034 --------							
-------- YEAR 2035 --------							
-------- YEAR 2036 --------							
-------- YEAR 2037 --------							
-------- YEAR 2038 --------							
-------- YEAR 2039 --------							
-------- YEAR 2040 --------							

========== SEASON 5 MAY ==========

FUEL		151 SRT2_BIO	152 SRT3_SEP	153 SRT3_BIO	154 SRT4_SEP	155 MR5_SI	156 RP1_BIO	157 RP2_BIO
-------- YEAR 2011 --------								
SEASONAL FIXED FUEL COST	$000	0.00	0.00	0.00	0.00	0.00	0.00	0.00
SEASONAL FUEL LIMIT MAXIMUM	UNIT/DAY	-1.00	-1.00	-1.00	-1.00	-1.00	-1.00	-1.00
SEASONAL FUEL LIMIT MINIMUM	UNIT/DAY	-1.00	-1.00	-1.00	-1.00	-1.00	-1.00	-1.00
-------- YEAR 2012 --------								
-------- YEAR 2013 --------								
-------- YEAR 2014 --------								
-------- YEAR 2015 --------								
-------- YEAR 2016 --------								
-------- YEAR 2017 --------								
-------- YEAR 2018 --------								
-------- YEAR 2019 --------								
-------- YEAR 2020 --------								
-------- YEAR 2021 --------								
-------- YEAR 2022 --------								
-------- YEAR 2023 --------								
-------- YEAR 2024 --------								
-------- YEAR 2025 --------								
-------- YEAR 2026 --------								
-------- YEAR 2027 --------								
-------- YEAR 2028 --------								
-------- YEAR 2029 --------								
-------- YEAR 2030 --------								
-------- YEAR 2031 --------								
-------- YEAR 2032 --------								
-------- YEAR 2033 --------								
-------- YEAR 2034 --------								
-------- YEAR 2035 --------								

-------- YEAR 2036 --------

-------- YEAR 2037 --------

-------- YEAR 2038 --------

-------- YEAR 2039 --------

-------- YEAR 2040 --------

========== SEASON 6 JUNE ==========

FUEL		1 AMOS_1	2 AMOS_2	3 AMOS_3	4 BECK_6	5 BIGS_1	6 BIGS_2	7 CARD_1
-------- YEAR 2011 --------								
SEASONAL FIXED FUEL COST	$000	0.00	0.00	0.00	0.00	0.00	0.00	0.00
SEASONAL FUEL LIMIT MAXIMUM	UNIT/DAY	-1.00	-1.00	-1.00	-1.00	-1.00	-1.00	-1.00
SEASONAL FUEL LIMIT MINIMUM	UNIT/DAY	-1.00	-1.00	-1.00	-1.00	-1.00	-1.00	-1.00

-------- YEAR 2012 --------

-------- YEAR 2013 --------

-------- YEAR 2014 --------

-------- YEAR 2015 --------

-------- YEAR 2016 --------

-------- YEAR 2017 --------

-------- YEAR 2018 --------

-------- YEAR 2019 --------

-------- YEAR 2020 --------

-------- YEAR 2021 --------

-------- YEAR 2022 --------

-------- YEAR 2023 --------

-------- YEAR 2024 --------

-------- YEAR 2025 --------

-------- YEAR 2026 --------

-------- YEAR 2027 --------

-------- YEAR 2028 --------

-------- YEAR 2029 --------

-------- YEAR 2030 --------

-------- YEAR 2031 --------

-------- YEAR 2032 --------

-------- YEAR 2033 --------

NOTE: DATA DISPLAYED AFTER 2011 ONLY IF
VALUE CHANGED FROM PREVIOUS YEAR.

AEP EAST
GENERATION AND FUEL MODULE
INPUT SUMMARY REPORT

QUALIFIER = GAF.INPUT.FUEL TYPE.

========== SEASON 6 JUNE ==========

FUEL		1 AMOS_1	2 AMOS_2	3 AMOS_3	4 BECK_6	5 BIGS_1	6 BIGS_2	7 CARD_1
-------- YEAR 2034 --------								
-------- YEAR 2035 --------								
-------- YEAR 2036 --------								
-------- YEAR 2037 --------								
-------- YEAR 2038 --------								
-------- YEAR 2039 --------								
-------- YEAR 2040 --------								

========== SEASON 6 JUNE ==========

FUEL		8 CARD_2	9 CARD_3	10 CLIF_1	11 CLIF_2	12 CLIF_3	13 CLIF_4	14 CLIF_5
-------- YEAR 2011 --------								
SEASONAL FIXED FUEL COST	$000	0.00	0.00	0.00	0.00	0.00	0.00	0.00
SEASONAL FUEL LIMIT MAXIMUM	UNIT/DAY	-1.00	-1.00	-1.00	-1.00	-1.00	-1.00	-1.00
SEASONAL FUEL LIMIT MINIMUM	UNIT/DAY	-1.00	-1.00	-1.00	-1.00	-1.00	-1.00	-1.00
-------- YEAR 2012 --------								
-------- YEAR 2013 --------								
-------- YEAR 2014 --------								
-------- YEAR 2015 --------								
-------- YEAR 2016 --------								
-------- YEAR 2017 --------								
-------- YEAR 2018 --------								
-------- YEAR 2019 --------								
-------- YEAR 2020 --------								
-------- YEAR 2021 --------								
-------- YEAR 2022 --------								
-------- YEAR 2023 --------								
-------- YEAR 2024 --------								
-------- YEAR 2025 --------								
-------- YEAR 2026 --------								
-------- YEAR 2027 --------								
-------- YEAR 2028 --------								
-------- YEAR 2029 --------								
-------- YEAR 2030 --------								
-------- YEAR 2031 --------								
-------- YEAR 2032 --------								
-------- YEAR 2033 --------								
-------- YEAR 2034 --------								
-------- YEAR 2035 --------								
-------- YEAR 2036 --------								
-------- YEAR 2037 --------								
-------- YEAR 2038 --------								
-------- YEAR 2039 --------								
-------- YEAR 2040 --------								

========== SEASON 6 JUNE ==========

FUEL		15 CLIF_6	16 CLIN_1	17 CLIN_2	18 CLIN_3	19 CSVL_1	20 CSVL_2	21 CSVL_3
-------- YEAR 2011 --------								
SEASONAL FIXED FUEL COST	$000	0.00	0.00	0.00	0.00	0.00	0.00	0.00
SEASONAL FUEL LIMIT MAXIMUM	UNIT/DAY	-1.00	-1.00	-1.00	-1.00	-1.00	-1.00	-1.00
SEASONAL FUEL LIMIT MINIMUM	UNIT/DAY	-1.00	-1.00	-1.00	-1.00	-1.00	-1.00	-1.00
-------- YEAR 2012 --------								
-------- YEAR 2013 --------								
-------- YEAR 2014 --------								

-------- YEAR 2015 --------

-------- YEAR 2016 --------

-------- YEAR 2017 --------

-------- YEAR 2018 --------

-------- YEAR 2019 --------

-------- YEAR 2020 --------

-------- YEAR 2021 --------

-------- YEAR 2022 --------

-------- YEAR 2023 --------

-------- YEAR 2024 --------

-------- YEAR 2025 --------

-------- YEAR 2026 --------

-------- YEAR 2027 --------

-------- YEAR 2028 --------

-------- YEAR 2029 --------

-------- YEAR 2030 --------

-------- YEAR 2031 --------

-------- YEAR 2032 --------

-------- YEAR 2033 --------

-------- YEAR 2034 --------

-------- YEAR 2035 --------

-------- YEAR 2036 --------

-------- YEAR 2037 --------

-------- YEAR 2038 --------

-------- YEAR 2039 --------

-------- YEAR 2040 --------

========== SEASON 6 JUNE ==========

FUEL		22 CSVL_4	23 CSVL_5	24 CSVL_6	25 COOK_1	26 COOK_2	27 GAVI_1	28 GAVI_2
-------- YEAR 2011 --------								
SEASONAL FIXED FUEL COST	$000	0.00	0.00	0.00	453.90	453.90	0.00	0.00
SEASONAL FUEL LIMIT MAXIMUM	UNIT/DAY	-1.00	-1.00	-1.00	-1.00	-1.00	-1.00	-1.00
SEASONAL FUEL LIMIT MINIMUM	UNIT/DAY	-1.00	-1.00	-1.00	-1.00	-1.00	-1.00	-1.00

NOTE: DATA DISPLAYED AFTER 2011 ONLY IF
VALUE CHANGED FROM PREVIOUS YEAR.

AEP EAST
GENERATION AND FUEL MODULE
INPUT SUMMARY REPORT

QUALIFIER = GAF.INPUT.FUEL TYPE.

========== SEASON 6 JUNE ==========

FUEL		22 CSVL_4	23 CSVL_5	24 CSVL_6	25 COOK_1	26 COOK_2	27 GAVI_1	28 GAVI_2
-------- YEAR 2012 --------								
SEASONAL FIXED FUEL COST	$000	0.00	0.00	0.00	458.93	458.93	0.00	0.00
-------- YEAR 2013 --------								
SEASONAL FIXED FUEL COST	$000	0.00	0.00	0.00	182.83	182.83	0.00	0.00
-------- YEAR 2014 --------								
SEASONAL FIXED FUEL COST	$000	0.00	0.00	0.00	188.16	188.16	0.00	0.00
-------- YEAR 2015 --------								
SEASONAL FIXED FUEL COST	$000	0.00	0.00	0.00	193.66	193.66	0.00	0.00
-------- YEAR 2016 --------								
SEASONAL FIXED FUEL COST	$000	0.00	0.00	0.00	199.32	199.32	0.00	0.00
-------- YEAR 2017 --------								
SEASONAL FIXED FUEL COST	$000	0.00	0.00	0.00	205.15	205.15	0.00	0.00
-------- YEAR 2018 --------								
SEASONAL FIXED FUEL COST	$000	0.00	0.00	0.00	211.15	211.15	0.00	0.00
-------- YEAR 2019 --------								
SEASONAL FIXED FUEL COST	$000	0.00	0.00	0.00	217.34	217.34	0.00	0.00
-------- YEAR 2020 --------								
SEASONAL FIXED FUEL COST	$000	0.00	0.00	0.00	223.71	223.71	0.00	0.00
-------- YEAR 2021 --------								
SEASONAL FIXED FUEL COST	$000	0.00	0.00	0.00	230.26	230.26	0.00	0.00
-------- YEAR 2022 --------								
SEASONAL FIXED FUEL COST	$000	0.00	0.00	0.00	237.01	237.01	0.00	0.00
-------- YEAR 2023 --------								
SEASONAL FIXED FUEL COST	$000	0.00	0.00	0.00	243.95	243.95	0.00	0.00
-------- YEAR 2024 --------								
SEASONAL FIXED FUEL COST	$000	0.00	0.00	0.00	251.10	251.10	0.00	0.00
-------- YEAR 2025 --------								
SEASONAL FIXED FUEL COST	$000	0.00	0.00	0.00	258.46	258.46	0.00	0.00
-------- YEAR 2026 --------								
SEASONAL FIXED FUEL COST	$000	0.00	0.00	0.00	266.03	266.03	0.00	0.00
-------- YEAR 2027 --------								
SEASONAL FIXED FUEL COST	$000	0.00	0.00	0.00	273.83	273.83	0.00	0.00
-------- YEAR 2028 --------								
SEASONAL FIXED FUEL COST	$000	0.00	0.00	0.00	281.85	281.85	0.00	0.00
-------- YEAR 2029 --------								
SEASONAL FIXED FUEL COST	$000	0.00	0.00	0.00	290.11	290.11	0.00	0.00
-------- YEAR 2030 --------								
SEASONAL FIXED FUEL COST	$000	0.00	0.00	0.00	298.61	298.61	0.00	0.00
-------- YEAR 2031 --------								
SEASONAL FIXED FUEL COST	$000	0.00	0.00	0.00	307.36	307.36	0.00	0.00
-------- YEAR 2032 --------								
SEASONAL FIXED FUEL COST	$000	0.00	0.00	0.00	316.36	316.36	0.00	0.00
-------- YEAR 2033 --------								
SEASONAL FIXED FUEL COST	$000	0.00	0.00	0.00	325.63	325.63	0.00	0.00
-------- YEAR 2034 --------								
SEASONAL FIXED FUEL COST	$000	0.00	0.00	0.00	335.18	335.18	0.00	0.00
-------- YEAR 2035 --------								
SEASONAL FIXED FUEL COST	$000	0.00	0.00	0.00	344.99	344.99	0.00	0.00
-------- YEAR 2036 --------								
SEASONAL FIXED FUEL COST	$000	0.00	0.00	0.00	0.00	355.10	0.00	0.00
-------- YEAR 2037 --------								
SEASONAL FIXED FUEL COST	$000	0.00	0.00	0.00	0.00	365.51	0.00	0.00
-------- YEAR 2038 --------								
SEASONAL FIXED FUEL COST	$000	0.00	0.00	0.00	0.00	0.00	0.00	0.00
-------- YEAR 2039 --------								
-------- YEAR 2040 --------								

========== SEASON 6 JUNE ==========

FUEL		29 GLEN_5	30 GLEN_6	31 BS2 4.5	32 BS2 3.0	33 KAMM_1	34 KAMM_2	35 KAMM_3
-------- YEAR 2011 --------								
SEASONAL FIXED FUEL COST	$000	0.00	0.00	0.00	0.00	0.00	0.00	0.00
SEASONAL FUEL LIMIT MAXIMUM	UNIT/DAY	-1.00	-1.00	-1.00	-1.00	-1.00	-1.00	-1.00
SEASONAL FUEL LIMIT MINIMUM	UNIT/DAY	-1.00	-1.00	-1.00	-1.00	-1.00	-1.00	-1.00
-------- YEAR 2012 --------								

-------- YEAR 2013 --------

-------- YEAR 2014 --------

-------- YEAR 2015 --------

-------- YEAR 2016 --------

-------- YEAR 2017 --------

-------- YEAR 2018 --------

-------- YEAR 2019 --------

-------- YEAR 2020 --------

-------- YEAR 2021 --------

-------- YEAR 2022 --------

-------- YEAR 2023 --------

-------- YEAR 2024 --------

-------- YEAR 2025 --------

-------- YEAR 2026 --------

-------- YEAR 2027 --------

-------- YEAR 2028 --------

-------- YEAR 2029 --------

-------- YEAR 2030 --------

-------- YEAR 2031 --------

-------- YEAR 2032 --------

-------- YEAR 2033 --------

-------- YEAR 2034 --------

-------- YEAR 2035 --------

-------- YEAR 2036 --------

-------- YEAR 2037 --------

-------- YEAR 2038 --------

-------- YEAR 2039 --------

-------- YEAR 2040 --------

NOTE: DATA DISPLAYED AFTER 2011 ONLY IF
VALUE CHANGED FROM PREVIOUS YEAR.

AEP EAST
GENERATION AND FUEL MODULE
INPUT SUMMARY REPORT

QUALIFIER = GAF.INPUT.FUEL TYPE.

========== SEASON 6 JUNE ==========

FUEL		36 KANA_1	37 KANA_2	38 KYGE_1	39 KYGE_2	40 KYGE_3	41 KYGE_4	42 KYGE_5
-------- YEAR 2011 --------								
SEASONAL FIXED FUEL COST	$000	0.00	0.00	0.00	0.00	0.00	0.00	0.00
SEASONAL FUEL LIMIT MAXIMUM	UNIT/DAY	-1.00	-1.00	-1.00	-1.00	-1.00	-1.00	-1.00
SEASONAL FUEL LIMIT MINIMUM	UNIT/DAY	-1.00	-1.00	-1.00	-1.00	-1.00	-1.00	-1.00
-------- YEAR 2012 --------								
-------- YEAR 2013 --------								
-------- YEAR 2014 --------								
-------- YEAR 2015 --------								
-------- YEAR 2016 --------								
-------- YEAR 2017 --------								
-------- YEAR 2018 --------								
-------- YEAR 2019 --------								
-------- YEAR 2020 --------								
-------- YEAR 2021 --------								
-------- YEAR 2022 --------								
-------- YEAR 2023 --------								
-------- YEAR 2024 --------								
-------- YEAR 2025 --------								
-------- YEAR 2026 --------								
-------- YEAR 2027 --------								
-------- YEAR 2028 --------								
-------- YEAR 2029 --------								
-------- YEAR 2030 --------								
-------- YEAR 2031 --------								
-------- YEAR 2032 --------								
-------- YEAR 2033 --------								
-------- YEAR 2034 --------								
-------- YEAR 2035 --------								
-------- YEAR 2036 --------								
-------- YEAR 2037 --------								
-------- YEAR 2038 --------								
-------- YEAR 2039 --------								
-------- YEAR 2040 --------								

========== SEASON 6 JUNE ==========

FUEL		43 MITC_1	44 MITC_2	45 MTNR_6.0	46 MUSK_1	47 MUSK_2	48 MUSK_3	49 MUSK_4
-------- YEAR 2011 --------								
SEASONAL FIXED FUEL COST	$000	0.00	0.00	0.00	0.00	0.00	0.00	0.00
SEASONAL FUEL LIMIT MAXIMUM	UNIT/DAY	-1.00	-1.00	-1.00	-1.00	-1.00	-1.00	-1.00
SEASONAL FUEL LIMIT MINIMUM	UNIT/DAY	-1.00	-1.00	-1.00	-1.00	-1.00	-1.00	-1.00
-------- YEAR 2012 --------								
-------- YEAR 2013 --------								
-------- YEAR 2014 --------								
-------- YEAR 2015 --------								
-------- YEAR 2016 --------								
-------- YEAR 2017 --------								
-------- YEAR 2018 --------								
-------- YEAR 2019 --------								
-------- YEAR 2020 --------								
-------- YEAR 2021 --------								
-------- YEAR 2022 --------								
-------- YEAR 2023 --------								

-------- YEAR 2024 --------

-------- YEAR 2025 --------

-------- YEAR 2026 --------

-------- YEAR 2027 --------

-------- YEAR 2028 --------

-------- YEAR 2029 --------

-------- YEAR 2030 --------

-------- YEAR 2031 --------

-------- YEAR 2032 --------

-------- YEAR 2033 --------

-------- YEAR 2034 --------

-------- YEAR 2035 --------

-------- YEAR 2036 --------

-------- YEAR 2037 --------

-------- YEAR 2038 --------

-------- YEAR 2039 --------

-------- YEAR 2040 --------

========== SEASON 6 JUNE ==========

FUEL		50 MUSK_5	51 PSPN_1	52 PSPN_2	53 PSPN_3	54 PSPN_4	55 PSPN_5	56 PICW_5
-------- YEAR 2011 --------								
SEASONAL FIXED FUEL COST	$000	0.00	0.00	0.00	0.00	0.00	0.00	0.00
SEASONAL FUEL LIMIT MAXIMUM	UNIT/DAY	-1.00	-1.00	-1.00	-1.00	-1.00	-1.00	-1.00
SEASONAL FUEL LIMIT MINIMUM	UNIT/DAY	-1.00	-1.00	-1.00	-1.00	-1.00	-1.00	-1.00

-------- YEAR 2012 --------

-------- YEAR 2013 --------

-------- YEAR 2014 --------

-------- YEAR 2015 --------

-------- YEAR 2016 --------

-------- YEAR 2017 --------

-------- YEAR 2018 --------

-------- YEAR 2019 --------

-------- YEAR 2020 --------

NOTE: DATA DISPLAYED AFTER 2011 ONLY IF
VALUE CHANGED FROM PREVIOUS YEAR.

AEP EAST
GENERATION AND FUEL MODULE
INPUT SUMMARY REPORT

QUALIFIER = GAF.INPUT.FUEL TYPE.

========== SEASON 6 JUNE ==========

FUEL	50 MUSK_5	51 PSPN_1	52 PSPN_2	53 PSPN_3	54 PSPN_4	55 PSPN_5	56 PICW_5
-------- YEAR 2021 --------							
-------- YEAR 2022 --------							
-------- YEAR 2023 --------							
-------- YEAR 2024 --------							
-------- YEAR 2025 --------							
-------- YEAR 2026 --------							
-------- YEAR 2027 --------							
-------- YEAR 2028 --------							
-------- YEAR 2029 --------							
-------- YEAR 2030 --------							
-------- YEAR 2031 --------							
-------- YEAR 2032 --------							
-------- YEAR 2033 --------							
-------- YEAR 2034 --------							
-------- YEAR 2035 --------							
-------- YEAR 2036 --------							
-------- YEAR 2037 --------							
-------- YEAR 2038 --------							
-------- YEAR 2039 --------							
-------- YEAR 2040 --------							

========== SEASON 6 JUNE ==========

FUEL		57 BS2 1.7	58 ROCK_1IM	59 ROCK_2IM	60 ROCK_6P	61 STUA_1	62 STUA_2	63 STUA_3
-------- YEAR 2011 --------								
SEASONAL FIXED FUEL COST	$000	0.00	0.00	0.00	0.00	0.00	0.00	0.00
SEASONAL FUEL LIMIT MAXIMUM	UNIT/DAY	-1.00	-1.00	-1.00	-1.00	-1.00	-1.00	-1.00
SEASONAL FUEL LIMIT MINIMUM	UNIT/DAY	-1.00	-1.00	-1.00	-1.00	-1.00	-1.00	-1.00
-------- YEAR 2012 --------								
-------- YEAR 2013 --------								
-------- YEAR 2014 --------								
-------- YEAR 2015 --------								
-------- YEAR 2016 --------								
-------- YEAR 2017 --------								
-------- YEAR 2018 --------								
-------- YEAR 2019 --------								
-------- YEAR 2020 --------								
-------- YEAR 2021 --------								
-------- YEAR 2022 --------								
-------- YEAR 2023 --------								
-------- YEAR 2024 --------								
-------- YEAR 2025 --------								
-------- YEAR 2026 --------								
-------- YEAR 2027 --------								
-------- YEAR 2028 --------								
-------- YEAR 2029 --------								
-------- YEAR 2030 --------								
-------- YEAR 2031 --------								
-------- YEAR 2032 --------								
-------- YEAR 2033 --------								
-------- YEAR 2034 --------								

-------- YEAR 2035 --------

-------- YEAR 2036 --------

-------- YEAR 2037 --------

-------- YEAR 2038 --------

-------- YEAR 2039 --------

-------- YEAR 2040 --------

========== SEASON 6 JUNE ==========

FUEL		64 STUA_4	65 BS1_ CC	66 TANN_1	67 TANN_2	68 TANN_3	69 TANN_4	70 ZIMM_1
-------- YEAR 2011 --------								
SEASONAL FIXED FUEL COST	$000	0.00	0.00	0.00	0.00	0.00	0.00	0.00
SEASONAL FUEL LIMIT MAXIMUM	UNIT/DAY	-1.00	-1.00	-1.00	-1.00	-1.00	-1.00	-1.00
SEASONAL FUEL LIMIT MINIMUM	UNIT/DAY	-1.00	-1.00	-1.00	-1.00	-1.00	-1.00	-1.00

-------- YEAR 2012 --------

-------- YEAR 2013 --------

-------- YEAR 2014 --------

-------- YEAR 2015 --------

-------- YEAR 2016 --------

-------- YEAR 2017 --------

-------- YEAR 2018 --------

-------- YEAR 2019 --------

-------- YEAR 2020 --------

-------- YEAR 2021 --------

-------- YEAR 2022 --------

-------- YEAR 2023 --------

-------- YEAR 2024 --------

-------- YEAR 2025 --------

-------- YEAR 2026 --------

-------- YEAR 2027 --------

-------- YEAR 2028 --------

-------- YEAR 2029 --------

-------- YEAR 2030 --------

-------- YEAR 2031 --------

-------- YEAR 2032 --------

NOTE: DATA DISPLAYED AFTER 2011 ONLY IF
VALUE CHANGED FROM PREVIOUS YEAR.

AEP EAST
GENERATION AND FUEL MODULE
INPUT SUMMARY REPORT

QUALIFIER = GAF.INPUT.FUEL TYPE.

========== SEASON 6 JUNE ==========

FUEL		64 STUA_4	65 BS1_ CC	66 TANN_1	67 TANN_2	68 TANN_3	69 TANN_4	70 ZIMM_1
-------- YEAR 2033 --------								
-------- YEAR 2034 --------								
-------- YEAR 2035 --------								
-------- YEAR 2036 --------								
-------- YEAR 2037 --------								
-------- YEAR 2038 --------								
-------- YEAR 2039 --------								
-------- YEAR 2040 --------								

========== SEASON 6 JUNE ==========

FUEL		71 TCO_POOL	72 DOMINON	73 TCO_DELV	74 CEREDO	75 DARBY	76 DRESDEN	77 LAWRNG
-------- YEAR 2011 --------								
SEASONAL FIXED FUEL COST	$000	0.00	0.00	0.00	0.00	0.00	0.00	0.00
SEASONAL FUEL LIMIT MAXIMUM	UNIT/DAY	-1.00	-1.00	-1.00	-1.00	-1.00	-1.00	-1.00
SEASONAL FUEL LIMIT MINIMUM	UNIT/DAY	-1.00	-1.00	-1.00	-1.00	-1.00	-1.00	-1.00
-------- YEAR 2012 --------								
-------- YEAR 2013 --------								
-------- YEAR 2014 --------								
-------- YEAR 2015 --------								
-------- YEAR 2016 --------								
-------- YEAR 2017 --------								
-------- YEAR 2018 --------								
-------- YEAR 2019 --------								
-------- YEAR 2020 --------								
-------- YEAR 2021 --------								
-------- YEAR 2022 --------								
-------- YEAR 2023 --------								
-------- YEAR 2024 --------								
-------- YEAR 2025 --------								
-------- YEAR 2026 --------								
-------- YEAR 2027 --------								
-------- YEAR 2028 --------								
-------- YEAR 2029 --------								
-------- YEAR 2030 --------								
-------- YEAR 2031 --------								
-------- YEAR 2032 --------								
-------- YEAR 2033 --------								
-------- YEAR 2034 --------								
-------- YEAR 2035 --------								
-------- YEAR 2036 --------								
-------- YEAR 2037 --------								
-------- YEAR 2038 --------								
-------- YEAR 2039 --------								
-------- YEAR 2040 --------								

========== SEASON 6 JUNE ==========

FUEL		78 ROBMONE	79 WATERFOR	80 ROCK_5.1	81 MR5_NGCC	139 PC_S_NE8	140 STKR_BIO	141 MR5_CO
-------- YEAR 2011 --------								
SEASONAL FIXED FUEL COST	$000	0.00	0.00	0.00	0.00	0.00	0.00	0.00
SEASONAL FUEL LIMIT MAXIMUM	UNIT/DAY	-1.00	-1.00	-1.00	-1.00	-1.00	-1.00	-1.00
SEASONAL FUEL LIMIT MINIMUM	UNIT/DAY	-1.00	-1.00	-1.00	-1.00	-1.00	-1.00	-1.00
-------- YEAR 2012 --------								
-------- YEAR 2013 --------								

-------- YEAR 2014 --------

-------- YEAR 2015 --------

-------- YEAR 2016 --------

-------- YEAR 2017 --------

-------- YEAR 2018 --------

-------- YEAR 2019 --------

-------- YEAR 2020 --------

-------- YEAR 2021 --------

-------- YEAR 2022 --------

-------- YEAR 2023 --------

-------- YEAR 2024 --------

-------- YEAR 2025 --------

-------- YEAR 2026 --------

-------- YEAR 2027 --------

-------- YEAR 2028 --------

-------- YEAR 2029 --------

-------- YEAR 2030 --------

-------- YEAR 2031 --------

-------- YEAR 2032 --------

-------- YEAR 2033 --------

-------- YEAR 2034 --------

-------- YEAR 2035 --------

-------- YEAR 2036 --------

-------- YEAR 2037 --------

-------- YEAR 2038 --------

-------- YEAR 2039 --------

-------- YEAR 2040 --------

========== SEASON 6 JUNE ==========

FUEL		143 AM3_BIO	144 BS2_SEP	146 MNTR_BIO	147 TNR4_SEP	148 SRT1_SEP	149 SRT1_BIO	150 SRT2_SEP
-------- YEAR 2011 --------								
SEASONAL FIXED FUEL COST	$000	0.00	0.00	0.00	0.00	0.00	0.00	0.00
SEASONAL FUEL LIMIT MAXIMUM	UNIT/DAY	-1.00	-1.00	-1.00	-1.00	-1.00	-1.00	-1.00

NOTE: DATA DISPLAYED AFTER 2011 ONLY IF
VALUE CHANGED FROM PREVIOUS YEAR.

AEP EAST
GENERATION AND FUEL MODULE
INPUT SUMMARY REPORT

QUALIFIER = GAF.INPUT.FUEL TYPE.

========== SEASON 6 JUNE ==========

FUEL		143 AM3_BIO	144 BS2_SEP	146 MNTR_BIO	147 TNR4_SEP	148 SRT1_SEP	149 SRT1_BIO	150 SRT2_SEP
-------- YEAR 2011 --------								
SEASONAL FUEL LIMIT MINIMUM	UNIT/DAY	-1.00	-1.00	-1.00	-1.00	-1.00	-1.00	-1.00
-------- YEAR 2012 --------								
-------- YEAR 2013 --------								
-------- YEAR 2014 --------								
-------- YEAR 2015 --------								
-------- YEAR 2016 --------								
-------- YEAR 2017 --------								
-------- YEAR 2018 --------								
-------- YEAR 2019 --------								
-------- YEAR 2020 --------								
-------- YEAR 2021 --------								
-------- YEAR 2022 --------								
-------- YEAR 2023 --------								
-------- YEAR 2024 --------								
-------- YEAR 2025 --------								
-------- YEAR 2026 --------								
-------- YEAR 2027 --------								
-------- YEAR 2028 --------								
-------- YEAR 2029 --------								
-------- YEAR 2030 --------								
-------- YEAR 2031 --------								
-------- YEAR 2032 --------								
-------- YEAR 2033 --------								
-------- YEAR 2034 --------								
-------- YEAR 2035 --------								
-------- YEAR 2036 --------								
-------- YEAR 2037 --------								
-------- YEAR 2038 --------								
-------- YEAR 2039 --------								
-------- YEAR 2040 --------								

========== SEASON 6 JUNE ==========

FUEL		151 SRT2_BIO	152 SRT3_SEP	153 SRT3_BIO	154 SRT4_SEP	155 MR5_SI	156 RP1_BIO	157 RP2_BIO
-------- YEAR 2011 --------								
SEASONAL FIXED FUEL COST	$000	0.00	0.00	0.00	0.00	0.00	0.00	0.00
SEASONAL FUEL LIMIT MAXIMUM	UNIT/DAY	-1.00	-1.00	-1.00	-1.00	-1.00	-1.00	-1.00
SEASONAL FUEL LIMIT MINIMUM	UNIT/DAY	-1.00	-1.00	-1.00	-1.00	-1.00	-1.00	-1.00
-------- YEAR 2012 --------								
-------- YEAR 2013 --------								
-------- YEAR 2014 --------								
-------- YEAR 2015 --------								
-------- YEAR 2016 --------								
-------- YEAR 2017 --------								
-------- YEAR 2018 --------								
-------- YEAR 2019 --------								
-------- YEAR 2020 --------								
-------- YEAR 2021 --------								
-------- YEAR 2022 --------								
-------- YEAR 2023 --------								
-------- YEAR 2024 --------								

-------- YEAR 2025 --------

-------- YEAR 2026 --------

-------- YEAR 2027 --------

-------- YEAR 2028 --------

-------- YEAR 2029 --------

-------- YEAR 2030 --------

-------- YEAR 2031 --------

-------- YEAR 2032 --------

-------- YEAR 2033 --------

-------- YEAR 2034 --------

-------- YEAR 2035 --------

-------- YEAR 2036 --------

-------- YEAR 2037 --------

-------- YEAR 2038 --------

-------- YEAR 2039 --------

-------- YEAR 2040 --------

========== SEASON 7 JULY ==========

FUEL		1 AMOS_1	2 AMOS_2	3 AMOS_3	4 BECK_6	5 BIGS_1	6 BIGS_2	7 CARD_1
-------- YEAR 2011 --------								
SEASONAL FIXED FUEL COST	$000	0.00	0.00	0.00	0.00	0.00	0.00	0.00
SEASONAL FUEL LIMIT MAXIMUM	UNIT/DAY	-1.00	-1.00	-1.00	-1.00	-1.00	-1.00	-1.00
SEASONAL FUEL LIMIT MINIMUM	UNIT/DAY	-1.00	-1.00	-1.00	-1.00	-1.00	-1.00	-1.00

-------- YEAR 2012 --------

-------- YEAR 2013 --------

-------- YEAR 2014 --------

-------- YEAR 2015 --------

-------- YEAR 2016 --------

-------- YEAR 2017 --------

-------- YEAR 2018 --------

-------- YEAR 2019 --------

-------- YEAR 2020 --------

-------- YEAR 2021 --------

NOTE: DATA DISPLAYED AFTER 2011 ONLY IF
VALUE CHANGED FROM PREVIOUS YEAR.

AEP EAST
GENERATION AND FUEL MODULE
INPUT SUMMARY REPORT

QUALIFIER = GAF.INPUT.FUEL TYPE.

========== SEASON 7 JULY ==========

FUEL	1 AMOS_1	2 AMOS_2	3 AMOS_3	4 BECK_6	5 BIGS_1	6 BIGS_2	7 CARD_1
-------- YEAR 2022 --------							
-------- YEAR 2023 --------							
-------- YEAR 2024 --------							
-------- YEAR 2025 --------							
-------- YEAR 2026 --------							
-------- YEAR 2027 --------							
-------- YEAR 2028 --------							
-------- YEAR 2029 --------							
-------- YEAR 2030 --------							
-------- YEAR 2031 --------							
-------- YEAR 2032 --------							
-------- YEAR 2033 --------							
-------- YEAR 2034 --------							
-------- YEAR 2035 --------							
-------- YEAR 2036 --------							
-------- YEAR 2037 --------							
-------- YEAR 2038 --------							
-------- YEAR 2039 --------							
-------- YEAR 2040 --------							

========== SEASON 7 JULY ==========

FUEL		8 CARD_2	9 CARD_3	10 CLIF_1	11 CLIF_2	12 CLIF_3	13 CLIF_4	14 CLIF_5
-------- YEAR 2011 --------								
SEASONAL FIXED FUEL COST	$000	0.00	0.00	0.00	0.00	0.00	0.00	0.00
SEASONAL FUEL LIMIT MAXIMUM	UNIT/DAY	-1.00	-1.00	-1.00	-1.00	-1.00	-1.00	-1.00
SEASONAL FUEL LIMIT MINIMUM	UNIT/DAY	-1.00	-1.00	-1.00	-1.00	-1.00	-1.00	-1.00
-------- YEAR 2012 --------								
-------- YEAR 2013 --------								
-------- YEAR 2014 --------								
-------- YEAR 2015 --------								
-------- YEAR 2016 --------								
-------- YEAR 2017 --------								
-------- YEAR 2018 --------								
-------- YEAR 2019 --------								
-------- YEAR 2020 --------								
-------- YEAR 2021 --------								
-------- YEAR 2022 --------								
-------- YEAR 2023 --------								
-------- YEAR 2024 --------								
-------- YEAR 2025 --------								
-------- YEAR 2026 --------								
-------- YEAR 2027 --------								
-------- YEAR 2028 --------								
-------- YEAR 2029 --------								
-------- YEAR 2030 --------								
-------- YEAR 2031 --------								
-------- YEAR 2032 --------								
-------- YEAR 2033 --------								
-------- YEAR 2034 --------								
-------- YEAR 2035 --------								

-------- YEAR 2036 --------

-------- YEAR 2037 --------

-------- YEAR 2038 --------

-------- YEAR 2039 --------

-------- YEAR 2040 --------

========== SEASON 7 JULY ==========

FUEL		15 CLIF_6	16 CLIN_1	17 CLIN_2	18 CLIN_3	19 CSVL_1	20 CSVL_2	21 CSVL_3
-------- YEAR 2011 --------								
SEASONAL FIXED FUEL COST	$000	0.00	0.00	0.00	0.00	0.00	0.00	0.00
SEASONAL FUEL LIMIT MAXIMUM	UNIT/DAY	-1.00	-1.00	-1.00	-1.00	-1.00	-1.00	-1.00
SEASONAL FUEL LIMIT MINIMUM	UNIT/DAY	-1.00	-1.00	-1.00	-1.00	-1.00	-1.00	-1.00

-------- YEAR 2012 --------

-------- YEAR 2013 --------

-------- YEAR 2014 --------

-------- YEAR 2015 --------

-------- YEAR 2016 --------

-------- YEAR 2017 --------

-------- YEAR 2018 --------

-------- YEAR 2019 --------

-------- YEAR 2020 --------

-------- YEAR 2021 --------

-------- YEAR 2022 --------

-------- YEAR 2023 --------

-------- YEAR 2024 --------

-------- YEAR 2025 --------

-------- YEAR 2026 --------

-------- YEAR 2027 --------

-------- YEAR 2028 --------

-------- YEAR 2029 --------

-------- YEAR 2030 --------

-------- YEAR 2031 --------

-------- YEAR 2032 --------

-------- YEAR 2033 --------

NOTE: DATA DISPLAYED AFTER 2011 ONLY IF
VALUE CHANGED FROM PREVIOUS YEAR.

AEP EAST
GENERATION AND FUEL MODULE
INPUT SUMMARY REPORT

QUALIFIER = GAF.INPUT.FUEL TYPE.

========== SEASON 7 JULY ==========

FUEL	15 CLIF_6	16 CLIN_1	17 CLIN_2	18 CLIN_3	19 CSVL_1	20 CSVL_2	21 CSVL_3
-------- YEAR 2034 --------							
-------- YEAR 2035 --------							
-------- YEAR 2036 --------							
-------- YEAR 2037 --------							
-------- YEAR 2038 --------							
-------- YEAR 2039 --------							
-------- YEAR 2040 --------							

========== SEASON 7 JULY ==========

FUEL		22 CSVL_4	23 CSVL_5	24 CSVL_6	25 COOK_1	26 COOK_2	27 GAVI_1	28 GAVI_2
-------- YEAR 2011 --------								
SEASONAL FIXED FUEL COST	$000	0.00	0.00	0.00	453.90	453.90	0.00	0.00
SEASONAL FUEL LIMIT MAXIMUM	UNIT/DAY	-1.00	-1.00	-1.00	-1.00	-1.00	-1.00	-1.00
SEASONAL FUEL LIMIT MINIMUM	UNIT/DAY	-1.00	-1.00	-1.00	-1.00	-1.00	-1.00	-1.00
-------- YEAR 2012 --------								
SEASONAL FIXED FUEL COST	$000	0.00	0.00	0.00	458.93	458.93	0.00	0.00
-------- YEAR 2013 --------								
SEASONAL FIXED FUEL COST	$000	0.00	0.00	0.00	182.83	182.83	0.00	0.00
-------- YEAR 2014 --------								
SEASONAL FIXED FUEL COST	$000	0.00	0.00	0.00	188.16	188.16	0.00	0.00
-------- YEAR 2015 --------								
SEASONAL FIXED FUEL COST	$000	0.00	0.00	0.00	193.66	193.66	0.00	0.00
-------- YEAR 2016 --------								
SEASONAL FIXED FUEL COST	$000	0.00	0.00	0.00	199.32	199.32	0.00	0.00
-------- YEAR 2017 --------								
SEASONAL FIXED FUEL COST	$000	0.00	0.00	0.00	205.15	205.15	0.00	0.00
-------- YEAR 2018 --------								
SEASONAL FIXED FUEL COST	$000	0.00	0.00	0.00	211.15	211.15	0.00	0.00
-------- YEAR 2019 --------								
SEASONAL FIXED FUEL COST	$000	0.00	0.00	0.00	217.34	217.34	0.00	0.00
-------- YEAR 2020 --------								
SEASONAL FIXED FUEL COST	$000	0.00	0.00	0.00	223.71	223.71	0.00	0.00
-------- YEAR 2021 --------								
SEASONAL FIXED FUEL COST	$000	0.00	0.00	0.00	230.26	230.26	0.00	0.00
-------- YEAR 2022 --------								
SEASONAL FIXED FUEL COST	$000	0.00	0.00	0.00	237.01	237.01	0.00	0.00
-------- YEAR 2023 --------								
SEASONAL FIXED FUEL COST	$000	0.00	0.00	0.00	243.95	243.95	0.00	0.00
-------- YEAR 2024 --------								
SEASONAL FIXED FUEL COST	$000	0.00	0.00	0.00	251.10	251.10	0.00	0.00
-------- YEAR 2025 --------								
SEASONAL FIXED FUEL COST	$000	0.00	0.00	0.00	258.46	258.46	0.00	0.00
-------- YEAR 2026 --------								
SEASONAL FIXED FUEL COST	$000	0.00	0.00	0.00	266.03	266.03	0.00	0.00
-------- YEAR 2027 --------								
SEASONAL FIXED FUEL COST	$000	0.00	0.00	0.00	273.83	273.83	0.00	0.00
-------- YEAR 2028 --------								
SEASONAL FIXED FUEL COST	$000	0.00	0.00	0.00	281.85	281.85	0.00	0.00
-------- YEAR 2029 --------								
SEASONAL FIXED FUEL COST	$000	0.00	0.00	0.00	290.11	290.11	0.00	0.00
-------- YEAR 2030 --------								
SEASONAL FIXED FUEL COST	$000	0.00	0.00	0.00	298.61	298.61	0.00	0.00
-------- YEAR 2031 --------								
SEASONAL FIXED FUEL COST	$000	0.00	0.00	0.00	307.36	307.36	0.00	0.00
-------- YEAR 2032 --------								
SEASONAL FIXED FUEL COST	$000	0.00	0.00	0.00	316.36	316.36	0.00	0.00
-------- YEAR 2033 --------								
SEASONAL FIXED FUEL COST	$000	0.00	0.00	0.00	325.63	325.63	0.00	0.00
-------- YEAR 2034 --------								
SEASONAL FIXED FUEL COST	$000	0.00	0.00	0.00	335.18	335.18	0.00	0.00
-------- YEAR 2035 --------								
SEASONAL FIXED FUEL COST	$000	0.00	0.00	0.00	344.99	344.99	0.00	0.00

-------- YEAR 2036 --------								
SEASONAL FIXED FUEL COST	$000	0.00	0.00	0.00	0.00	355.10	0.00	0.00
-------- YEAR 2037 --------								
SEASONAL FIXED FUEL COST	$000	0.00	0.00	0.00	0.00	365.51	0.00	0.00
-------- YEAR 2038 --------								
SEASONAL FIXED FUEL COST	$000	0.00	0.00	0.00	0.00	0.00	0.00	0.00
-------- YEAR 2039 --------								
-------- YEAR 2040 --------								

========== SEASON 7 JULY ==========

FUEL		29 GLEN_5	30 GLEN_6	31 BS2 4.5	32 BS2 3.0	33 KAMM_1	34 KAMM_2	35 KAMM_3
-------- YEAR 2011 --------								
SEASONAL FIXED FUEL COST	$000	0.00	0.00	0.00	0.00	0.00	0.00	0.00
SEASONAL FUEL LIMIT MAXIMUM	UNIT/DAY	-1.00	-1.00	-1.00	-1.00	-1.00	-1.00	-1.00
SEASONAL FUEL LIMIT MINIMUM	UNIT/DAY	-1.00	-1.00	-1.00	-1.00	-1.00	-1.00	-1.00
-------- YEAR 2012 --------								
-------- YEAR 2013 --------								
-------- YEAR 2014 --------								
-------- YEAR 2015 --------								
-------- YEAR 2016 --------								
-------- YEAR 2017 --------								
-------- YEAR 2018 --------								
-------- YEAR 2019 --------								
-------- YEAR 2020 --------								
-------- YEAR 2021 --------								
-------- YEAR 2022 --------								
-------- YEAR 2023 --------								
-------- YEAR 2024 --------								
-------- YEAR 2025 --------								
-------- YEAR 2026 --------								
-------- YEAR 2027 --------								
-------- YEAR 2028 --------								
-------- YEAR 2029 --------								
-------- YEAR 2030 --------								
-------- YEAR 2031 --------								

NOTE: DATA DISPLAYED AFTER 2011 ONLY IF
VALUE CHANGED FROM PREVIOUS YEAR.

AEP EAST
GENERATION AND FUEL MODULE
INPUT SUMMARY REPORT

QUALIFIER = GAF.INPUT.FUEL TYPE.

========== SEASON 7 JULY ==========

FUEL		29 GLEN_5	30 GLEN_6	31 BS2 4.5	32 BS2 3.0	33 KAMM_1	34 KAMM_2	35 KAMM_3
-------- YEAR 2032 --------								
-------- YEAR 2033 --------								
-------- YEAR 2034 --------								
-------- YEAR 2035 --------								
-------- YEAR 2036 --------								
-------- YEAR 2037 --------								
-------- YEAR 2038 --------								
-------- YEAR 2039 --------								
-------- YEAR 2040 --------								

========== SEASON 7 JULY ==========

FUEL		36 KANA_1	37 KANA_2	38 KYGE_1	39 KYGE_2	40 KYGE_3	41 KYGE_4	42 KYGE_5
-------- YEAR 2011 --------								
SEASONAL FIXED FUEL COST	$000	0.00	0.00	0.00	0.00	0.00	0.00	0.00
SEASONAL FUEL LIMIT MAXIMUM	UNIT/DAY	-1.00	-1.00	-1.00	-1.00	-1.00	-1.00	-1.00
SEASONAL FUEL LIMIT MINIMUM	UNIT/DAY	-1.00	-1.00	-1.00	-1.00	-1.00	-1.00	-1.00
-------- YEAR 2012 --------								
-------- YEAR 2013 --------								
-------- YEAR 2014 --------								
-------- YEAR 2015 --------								
-------- YEAR 2016 --------								
-------- YEAR 2017 --------								
-------- YEAR 2018 --------								
-------- YEAR 2019 --------								
-------- YEAR 2020 --------								
-------- YEAR 2021 --------								
-------- YEAR 2022 --------								
-------- YEAR 2023 --------								
-------- YEAR 2024 --------								
-------- YEAR 2025 --------								
-------- YEAR 2026 --------								
-------- YEAR 2027 --------								
-------- YEAR 2028 --------								
-------- YEAR 2029 --------								
-------- YEAR 2030 --------								
-------- YEAR 2031 --------								
-------- YEAR 2032 --------								
-------- YEAR 2033 --------								
-------- YEAR 2034 --------								
-------- YEAR 2035 --------								
-------- YEAR 2036 --------								
-------- YEAR 2037 --------								
-------- YEAR 2038 --------								
-------- YEAR 2039 --------								
-------- YEAR 2040 --------								

========== SEASON 7 JULY ==========

FUEL		43 MITC_1	44 MITC_2	45 MTNR_6.0	46 MUSK_1	47 MUSK_2	48 MUSK_3	49 MUSK_4
-------- YEAR 2011 --------								
SEASONAL FIXED FUEL COST	$000	0.00	0.00	0.00	0.00	0.00	0.00	0.00
SEASONAL FUEL LIMIT MAXIMUM	UNIT/DAY	-1.00	-1.00	-1.00	-1.00	-1.00	-1.00	-1.00
SEASONAL FUEL LIMIT MINIMUM	UNIT/DAY	-1.00	-1.00	-1.00	-1.00	-1.00	-1.00	-1.00
-------- YEAR 2012 --------								

-------- YEAR 2013 --------

-------- YEAR 2014 --------

-------- YEAR 2015 --------

-------- YEAR 2016 --------

-------- YEAR 2017 --------

-------- YEAR 2018 --------

-------- YEAR 2019 --------

-------- YEAR 2020 --------

-------- YEAR 2021 --------

-------- YEAR 2022 --------

-------- YEAR 2023 --------

-------- YEAR 2024 --------

-------- YEAR 2025 --------

-------- YEAR 2026 --------

-------- YEAR 2027 --------

-------- YEAR 2028 --------

-------- YEAR 2029 --------

-------- YEAR 2030 --------

-------- YEAR 2031 --------

-------- YEAR 2032 --------

-------- YEAR 2033 --------

-------- YEAR 2034 --------

-------- YEAR 2035 --------

-------- YEAR 2036 --------

-------- YEAR 2037 --------

-------- YEAR 2038 --------

-------- YEAR 2039 --------

-------- YEAR 2040 --------

NOTE: DATA DISPLAYED AFTER 2011 ONLY IF
VALUE CHANGED FROM PREVIOUS YEAR.

AEP EAST
GENERATION AND FUEL MODULE
INPUT SUMMARY REPORT

QUALIFIER = GAF.INPUT.FUEL TYPE.

========== SEASON 7 JULY ==========

FUEL		50 MUSK_5	51 PSPN_1	52 PSPN_2	53 PSPN_3	54 PSPN_4	55 PSPN_5	56 PICW_5
-------- YEAR 2011 --------								
SEASONAL FIXED FUEL COST	$000	0.00	0.00	0.00	0.00	0.00	0.00	0.00
SEASONAL FUEL LIMIT MAXIMUM	UNIT/DAY	-1.00	-1.00	-1.00	-1.00	-1.00	-1.00	-1.00
SEASONAL FUEL LIMIT MINIMUM	UNIT/DAY	-1.00	-1.00	-1.00	-1.00	-1.00	-1.00	-1.00
-------- YEAR 2012 --------								
-------- YEAR 2013 --------								
-------- YEAR 2014 --------								
-------- YEAR 2015 --------								
-------- YEAR 2016 --------								
-------- YEAR 2017 --------								
-------- YEAR 2018 --------								
-------- YEAR 2019 --------								
-------- YEAR 2020 --------								
-------- YEAR 2021 --------								
-------- YEAR 2022 --------								
-------- YEAR 2023 --------								
-------- YEAR 2024 --------								
-------- YEAR 2025 --------								
-------- YEAR 2026 --------								
-------- YEAR 2027 --------								
-------- YEAR 2028 --------								
-------- YEAR 2029 --------								
-------- YEAR 2030 --------								
-------- YEAR 2031 --------								
-------- YEAR 2032 --------								
-------- YEAR 2033 --------								
-------- YEAR 2034 --------								
-------- YEAR 2035 --------								
-------- YEAR 2036 --------								
-------- YEAR 2037 --------								
-------- YEAR 2038 --------								
-------- YEAR 2039 --------								
-------- YEAR 2040 --------								

========== SEASON 7 JULY ==========

FUEL		57 BS2 1.7	58 ROCK_1IM	59 ROCK_2IM	60 ROCK_6P	61 STUA_1	62 STUA_2	63 STUA_3
-------- YEAR 2011 --------								
SEASONAL FIXED FUEL COST	$000	0.00	0.00	0.00	0.00	0.00	0.00	0.00
SEASONAL FUEL LIMIT MAXIMUM	UNIT/DAY	-1.00	-1.00	-1.00	-1.00	-1.00	-1.00	-1.00
SEASONAL FUEL LIMIT MINIMUM	UNIT/DAY	-1.00	-1.00	-1.00	-1.00	-1.00	-1.00	-1.00
-------- YEAR 2012 --------								
-------- YEAR 2013 --------								
-------- YEAR 2014 --------								
-------- YEAR 2015 --------								
-------- YEAR 2016 --------								
-------- YEAR 2017 --------								
-------- YEAR 2018 --------								
-------- YEAR 2019 --------								
-------- YEAR 2020 --------								
-------- YEAR 2021 --------								
-------- YEAR 2022 --------								
-------- YEAR 2023 --------								

-------- YEAR 2024 --------

-------- YEAR 2025 --------

-------- YEAR 2026 --------

-------- YEAR 2027 --------

-------- YEAR 2028 --------

-------- YEAR 2029 --------

-------- YEAR 2030 --------

-------- YEAR 2031 --------

-------- YEAR 2032 --------

-------- YEAR 2033 --------

-------- YEAR 2034 --------

-------- YEAR 2035 --------

-------- YEAR 2036 --------

-------- YEAR 2037 --------

-------- YEAR 2038 --------

-------- YEAR 2039 --------

-------- YEAR 2040 --------

========== SEASON 7 JULY ==========

FUEL		64 STUA_4	65 BS1_ CC	66 TANN_1	67 TANN_2	68 TANN_3	69 TANN_4	70 ZIMM_1
-------- YEAR 2011 --------								
SEASONAL FIXED FUEL COST	$000	0.00	0.00	0.00	0.00	0.00	0.00	0.00
SEASONAL FUEL LIMIT MAXIMUM	UNIT/DAY	-1.00	-1.00	-1.00	-1.00	-1.00	-1.00	-1.00
SEASONAL FUEL LIMIT MINIMUM	UNIT/DAY	-1.00	-1.00	-1.00	-1.00	-1.00	-1.00	-1.00

-------- YEAR 2012 --------

-------- YEAR 2013 --------

-------- YEAR 2014 --------

-------- YEAR 2015 --------

-------- YEAR 2016 --------

-------- YEAR 2017 --------

-------- YEAR 2018 --------

-------- YEAR 2019 --------

-------- YEAR 2020 --------

NOTE: DATA DISPLAYED AFTER 2011 ONLY IF
VALUE CHANGED FROM PREVIOUS YEAR.

AEP EAST
GENERATION AND FUEL MODULE
INPUT SUMMARY REPORT

QUALIFIER = GAF.INPUT.FUEL TYPE.

========== SEASON 7 JULY ==========

FUEL	64 STUA_4	65 BS1_ CC	66 TANN_1	67 TANN_2	68 TANN_3	69 TANN_4	70 ZIMM_1
-------- YEAR 2021 --------							
-------- YEAR 2022 --------							
-------- YEAR 2023 --------							
-------- YEAR 2024 --------							
-------- YEAR 2025 --------							
-------- YEAR 2026 --------							
-------- YEAR 2027 --------							
-------- YEAR 2028 --------							
-------- YEAR 2029 --------							
-------- YEAR 2030 --------							
-------- YEAR 2031 --------							
-------- YEAR 2032 --------							
-------- YEAR 2033 --------							
-------- YEAR 2034 --------							
-------- YEAR 2035 --------							
-------- YEAR 2036 --------							
-------- YEAR 2037 --------							
-------- YEAR 2038 --------							
-------- YEAR 2039 --------							
-------- YEAR 2040 --------							

========== SEASON 7 JULY ==========

FUEL		71 TCO_POOL	72 DOMINON	73 TCO_DELV	74 CEREDO	75 DARBY	76 DRESDEN	77 LAWRNG
-------- YEAR 2011 --------								
SEASONAL FIXED FUEL COST	$000	0.00	0.00	0.00	0.00	0.00	0.00	0.00
SEASONAL FUEL LIMIT MAXIMUM	UNIT/DAY	-1.00	-1.00	-1.00	-1.00	-1.00	-1.00	-1.00
SEASONAL FUEL LIMIT MINIMUM	UNIT/DAY	-1.00	-1.00	-1.00	-1.00	-1.00	-1.00	-1.00
-------- YEAR 2012 --------								
-------- YEAR 2013 --------								
-------- YEAR 2014 --------								
-------- YEAR 2015 --------								
-------- YEAR 2016 --------								
-------- YEAR 2017 --------								
-------- YEAR 2018 --------								
-------- YEAR 2019 --------								
-------- YEAR 2020 --------								
-------- YEAR 2021 --------								
-------- YEAR 2022 --------								
-------- YEAR 2023 --------								
-------- YEAR 2024 --------								
-------- YEAR 2025 --------								
-------- YEAR 2026 --------								
-------- YEAR 2027 --------								
-------- YEAR 2028 --------								
-------- YEAR 2029 --------								
-------- YEAR 2030 --------								
-------- YEAR 2031 --------								
-------- YEAR 2032 --------								
-------- YEAR 2033 --------								
-------- YEAR 2034 --------								

-------- YEAR 2035 --------

-------- YEAR 2036 --------

-------- YEAR 2037 --------

-------- YEAR 2038 --------

-------- YEAR 2039 --------

-------- YEAR 2040 --------

========== SEASON 7 JULY ==========

FUEL		78 ROBMONE	79 WATERFOR	80 ROCK_5.1	81 MR5_NGCC	139 PC_S_NE8	140 STKR_BIO	141 MR5_CO
-------- YEAR 2011 --------								
SEASONAL FIXED FUEL COST	$000	0.00	0.00	0.00	0.00	0.00	0.00	0.00
SEASONAL FUEL LIMIT MAXIMUM	UNIT/DAY	-1.00	-1.00	-1.00	-1.00	-1.00	-1.00	-1.00
SEASONAL FUEL LIMIT MINIMUM	UNIT/DAY	-1.00	-1.00	-1.00	-1.00	-1.00	-1.00	-1.00

-------- YEAR 2012 --------

-------- YEAR 2013 --------

-------- YEAR 2014 --------

-------- YEAR 2015 --------

-------- YEAR 2016 --------

-------- YEAR 2017 --------

-------- YEAR 2018 --------

-------- YEAR 2019 --------

-------- YEAR 2020 --------

-------- YEAR 2021 --------

-------- YEAR 2022 --------

-------- YEAR 2023 --------

-------- YEAR 2024 --------

-------- YEAR 2025 --------

-------- YEAR 2026 --------

-------- YEAR 2027 --------

-------- YEAR 2028 --------

-------- YEAR 2029 --------

-------- YEAR 2030 --------

-------- YEAR 2031 --------

-------- YEAR 2032 --------

NOTE: DATA DISPLAYED AFTER 2011 ONLY IF
VALUE CHANGED FROM PREVIOUS YEAR.

AEP EAST
GENERATION AND FUEL MODULE
INPUT SUMMARY REPORT

QUALIFIER = GAF.INPUT.FUEL TYPE.

========== SEASON 7 JULY ==========

FUEL	78 ROBMONE	79 WATERFOR	80 ROCK_5.1	81 MR5_NGCC	139 PC_S_NE8	140 STKR_BIO	141 MR5_CO
-------- YEAR 2033 --------							
-------- YEAR 2034 --------							
-------- YEAR 2035 --------							
-------- YEAR 2036 --------							
-------- YEAR 2037 --------							
-------- YEAR 2038 --------							
-------- YEAR 2039 --------							
-------- YEAR 2040 --------							

========== SEASON 7 JULY ==========

FUEL		143 AM3_BIO	144 BS2_SEP	146 MNTR_BIO	147 TNR4_SEP	148 SRT1_SEP	149 SRT1_BIO	150 SRT2_SEP
-------- YEAR 2011 --------								
SEASONAL FIXED FUEL COST	$000	0.00	0.00	0.00	0.00	0.00	0.00	0.00
SEASONAL FUEL LIMIT MAXIMUM	UNIT/DAY	-1.00	-1.00	-1.00	-1.00	-1.00	-1.00	-1.00
SEASONAL FUEL LIMIT MINIMUM	UNIT/DAY	-1.00	-1.00	-1.00	-1.00	-1.00	-1.00	-1.00
-------- YEAR 2012 --------								
-------- YEAR 2013 --------								
-------- YEAR 2014 --------								
-------- YEAR 2015 --------								
-------- YEAR 2016 --------								
-------- YEAR 2017 --------								
-------- YEAR 2018 --------								
-------- YEAR 2019 --------								
-------- YEAR 2020 --------								
-------- YEAR 2021 --------								
-------- YEAR 2022 --------								
-------- YEAR 2023 --------								
-------- YEAR 2024 --------								
-------- YEAR 2025 --------								
-------- YEAR 2026 --------								
-------- YEAR 2027 --------								
-------- YEAR 2028 --------								
-------- YEAR 2029 --------								
-------- YEAR 2030 --------								
-------- YEAR 2031 --------								
-------- YEAR 2032 --------								
-------- YEAR 2033 --------								
-------- YEAR 2034 --------								
-------- YEAR 2035 --------								
-------- YEAR 2036 --------								
-------- YEAR 2037 --------								
-------- YEAR 2038 --------								
-------- YEAR 2039 --------								
-------- YEAR 2040 --------								

========== SEASON 7 JULY ==========

FUEL		151 SRT2_BIO	152 SRT3_SEP	153 SRT3_BIO	154 SRT4_SEP	155 MR5_SI	156 RP1_BIO	157 RP2_BIO
-------- YEAR 2011 --------								
SEASONAL FIXED FUEL COST	$000	0.00	0.00	0.00	0.00	0.00	0.00	0.00
SEASONAL FUEL LIMIT MAXIMUM	UNIT/DAY	-1.00	-1.00	-1.00	-1.00	-1.00	-1.00	-1.00
SEASONAL FUEL LIMIT MINIMUM	UNIT/DAY	-1.00	-1.00	-1.00	-1.00	-1.00	-1.00	-1.00
-------- YEAR 2012 --------								
-------- YEAR 2013 --------								

-------- YEAR 2014 --------

-------- YEAR 2015 --------

-------- YEAR 2016 --------

-------- YEAR 2017 --------

-------- YEAR 2018 --------

-------- YEAR 2019 --------

-------- YEAR 2020 --------

-------- YEAR 2021 --------

-------- YEAR 2022 --------

-------- YEAR 2023 --------

-------- YEAR 2024 --------

-------- YEAR 2025 --------

-------- YEAR 2026 --------

-------- YEAR 2027 --------

-------- YEAR 2028 --------

-------- YEAR 2029 --------

-------- YEAR 2030 --------

-------- YEAR 2031 --------

-------- YEAR 2032 --------

-------- YEAR 2033 --------

-------- YEAR 2034 --------

-------- YEAR 2035 --------

-------- YEAR 2036 --------

-------- YEAR 2037 --------

-------- YEAR 2038 --------

-------- YEAR 2039 --------

-------- YEAR 2040 --------

========== SEASON 8 AUGUST ==========

FUEL		1 AMOS_1	2 AMOS_2	3 AMOS_3	4 BECK_6	5 BIGS_1	6 BIGS_2	7 CARD_1
-------- YEAR 2011 --------								
SEASONAL FIXED FUEL COST	$000	0.00	0.00	0.00	0.00	0.00	0.00	0.00
SEASONAL FUEL LIMIT MAXIMUM	UNIT/DAY	-1.00	-1.00	-1.00	-1.00	-1.00	-1.00	-1.00

NOTE: DATA DISPLAYED AFTER 2011 ONLY IF
VALUE CHANGED FROM PREVIOUS YEAR.

AEP EAST
GENERATION AND FUEL MODULE
INPUT SUMMARY REPORT

QUALIFIER = GAF.INPUT.FUEL TYPE.

========== SEASON 8 AUGUST ==========

FUEL		1 AMOS_1	2 AMOS_2	3 AMOS_3	4 BECK_6	5 BIGS_1	6 BIGS_2	7 CARD_1
-------- YEAR 2011 --------								
SEASONAL FUEL LIMIT MINIMUM	UNIT/DAY	-1.00	-1.00	-1.00	-1.00	-1.00	-1.00	-1.00
-------- YEAR 2012 --------								
-------- YEAR 2013 --------								
-------- YEAR 2014 --------								
-------- YEAR 2015 --------								
-------- YEAR 2016 --------								
-------- YEAR 2017 --------								
-------- YEAR 2018 --------								
-------- YEAR 2019 --------								
-------- YEAR 2020 --------								
-------- YEAR 2021 --------								
-------- YEAR 2022 --------								
-------- YEAR 2023 --------								
-------- YEAR 2024 --------								
-------- YEAR 2025 --------								
-------- YEAR 2026 --------								
-------- YEAR 2027 --------								
-------- YEAR 2028 --------								
-------- YEAR 2029 --------								
-------- YEAR 2030 --------								
-------- YEAR 2031 --------								
-------- YEAR 2032 --------								
-------- YEAR 2033 --------								
-------- YEAR 2034 --------								
-------- YEAR 2035 --------								
-------- YEAR 2036 --------								
-------- YEAR 2037 --------								
-------- YEAR 2038 --------								
-------- YEAR 2039 --------								
-------- YEAR 2040 --------								

========== SEASON 8 AUGUST ==========

FUEL		8 CARD_2	9 CARD_3	10 CLIF_1	11 CLIF_2	12 CLIF_3	13 CLIF_4	14 CLIF_5
-------- YEAR 2011 --------								
SEASONAL FIXED FUEL COST	$000	0.00	0.00	0.00	0.00	0.00	0.00	0.00
SEASONAL FUEL LIMIT MAXIMUM	UNIT/DAY	-1.00	-1.00	-1.00	-1.00	-1.00	-1.00	-1.00
SEASONAL FUEL LIMIT MINIMUM	UNIT/DAY	-1.00	-1.00	-1.00	-1.00	-1.00	-1.00	-1.00
-------- YEAR 2012 --------								
-------- YEAR 2013 --------								
-------- YEAR 2014 --------								
-------- YEAR 2015 --------								
-------- YEAR 2016 --------								
-------- YEAR 2017 --------								
-------- YEAR 2018 --------								
-------- YEAR 2019 --------								
-------- YEAR 2020 --------								
-------- YEAR 2021 --------								
-------- YEAR 2022 --------								
-------- YEAR 2023 --------								
-------- YEAR 2024 --------								

-------- YEAR 2025 --------

-------- YEAR 2026 --------

-------- YEAR 2027 --------

-------- YEAR 2028 --------

-------- YEAR 2029 --------

-------- YEAR 2030 --------

-------- YEAR 2031 --------

-------- YEAR 2032 --------

-------- YEAR 2033 --------

-------- YEAR 2034 --------

-------- YEAR 2035 --------

-------- YEAR 2036 --------

-------- YEAR 2037 --------

-------- YEAR 2038 --------

-------- YEAR 2039 --------

-------- YEAR 2040 --------

========== SEASON 8 AUGUST ==========

FUEL		15 CLIF_6	16 CLIN_1	17 CLIN_2	18 CLIN_3	19 CSVL_1	20 CSVL_2	21 CSVL_3
-------- YEAR 2011 --------								
SEASONAL FIXED FUEL COST	$000	0.00	0.00	0.00	0.00	0.00	0.00	0.00
SEASONAL FUEL LIMIT MAXIMUM	UNIT/DAY	-1.00	-1.00	-1.00	-1.00	-1.00	-1.00	-1.00
SEASONAL FUEL LIMIT MINIMUM	UNIT/DAY	-1.00	-1.00	-1.00	-1.00	-1.00	-1.00	-1.00

-------- YEAR 2012 --------

-------- YEAR 2013 --------

-------- YEAR 2014 --------

-------- YEAR 2015 --------

-------- YEAR 2016 --------

-------- YEAR 2017 --------

-------- YEAR 2018 --------

-------- YEAR 2019 --------

-------- YEAR 2020 --------

-------- YEAR 2021 --------

NOTE: DATA DISPLAYED AFTER 2011 ONLY IF
VALUE CHANGED FROM PREVIOUS YEAR.

AEP EAST
GENERATION AND FUEL MODULE
INPUT SUMMARY REPORT

QUALIFIER = GAF.INPUT.FUEL TYPE.

========== SEASON 8 AUGUST ==========

FUEL	15 CLIF_6	16 CLIN_1	17 CLIN_2	18 CLIN_3	19 CSVL_1	20 CSVL_2	21 CSVL_3
-------- YEAR 2022 --------							
-------- YEAR 2023 --------							
-------- YEAR 2024 --------							
-------- YEAR 2025 --------							
-------- YEAR 2026 --------							
-------- YEAR 2027 --------							
-------- YEAR 2028 --------							
-------- YEAR 2029 --------							
-------- YEAR 2030 --------							
-------- YEAR 2031 --------							
-------- YEAR 2032 --------							
-------- YEAR 2033 --------							
-------- YEAR 2034 --------							
-------- YEAR 2035 --------							
-------- YEAR 2036 --------							
-------- YEAR 2037 --------							
-------- YEAR 2038 --------							
-------- YEAR 2039 --------							
-------- YEAR 2040 --------							

========== SEASON 8 AUGUST ==========

FUEL		22 CSVL_4	23 CSVL_5	24 CSVL_6	25 COOK_1	26 COOK_2	27 GAVI_1	28 GAVI_2
-------- YEAR 2011 --------								
SEASONAL FIXED FUEL COST	$000	0.00	0.00	0.00	453.90	453.90	0.00	0.00
SEASONAL FUEL LIMIT MAXIMUM	UNIT/DAY	-1.00	-1.00	-1.00	-1.00	-1.00	-1.00	-1.00
SEASONAL FUEL LIMIT MINIMUM	UNIT/DAY	-1.00	-1.00	-1.00	-1.00	-1.00	-1.00	-1.00
-------- YEAR 2012 --------								
SEASONAL FIXED FUEL COST	$000	0.00	0.00	0.00	458.93	458.93	0.00	0.00
-------- YEAR 2013 --------								
SEASONAL FIXED FUEL COST	$000	0.00	0.00	0.00	182.83	182.83	0.00	0.00
-------- YEAR 2014 --------								
SEASONAL FIXED FUEL COST	$000	0.00	0.00	0.00	188.16	188.16	0.00	0.00
-------- YEAR 2015 --------								
SEASONAL FIXED FUEL COST	$000	0.00	0.00	0.00	193.66	193.66	0.00	0.00
-------- YEAR 2016 --------								
SEASONAL FIXED FUEL COST	$000	0.00	0.00	0.00	199.32	199.32	0.00	0.00
-------- YEAR 2017 --------								
SEASONAL FIXED FUEL COST	$000	0.00	0.00	0.00	205.15	205.15	0.00	0.00
-------- YEAR 2018 --------								
SEASONAL FIXED FUEL COST	$000	0.00	0.00	0.00	211.15	211.15	0.00	0.00
-------- YEAR 2019 --------								
SEASONAL FIXED FUEL COST	$000	0.00	0.00	0.00	217.34	217.34	0.00	0.00
-------- YEAR 2020 --------								
SEASONAL FIXED FUEL COST	$000	0.00	0.00	0.00	223.71	223.71	0.00	0.00
-------- YEAR 2021 --------								
SEASONAL FIXED FUEL COST	$000	0.00	0.00	0.00	230.26	230.26	0.00	0.00
-------- YEAR 2022 --------								
SEASONAL FIXED FUEL COST	$000	0.00	0.00	0.00	237.01	237.01	0.00	0.00
-------- YEAR 2023 --------								
SEASONAL FIXED FUEL COST	$000	0.00	0.00	0.00	243.95	243.95	0.00	0.00
-------- YEAR 2024 --------								
SEASONAL FIXED FUEL COST	$000	0.00	0.00	0.00	251.10	251.10	0.00	0.00
-------- YEAR 2025 --------								
SEASONAL FIXED FUEL COST	$000	0.00	0.00	0.00	258.46	258.46	0.00	0.00
-------- YEAR 2026 --------								
SEASONAL FIXED FUEL COST	$000	0.00	0.00	0.00	266.03	266.03	0.00	0.00
-------- YEAR 2027 --------								
SEASONAL FIXED FUEL COST	$000	0.00	0.00	0.00	273.83	273.83	0.00	0.00

-------- YEAR 2028 --------								
SEASONAL FIXED FUEL COST	$000	0.00	0.00	0.00	281.85	281.85	0.00	0.00
-------- YEAR 2029 --------								
SEASONAL FIXED FUEL COST	$000	0.00	0.00	0.00	290.11	290.11	0.00	0.00
-------- YEAR 2030 --------								
SEASONAL FIXED FUEL COST	$000	0.00	0.00	0.00	298.61	298.61	0.00	0.00
-------- YEAR 2031 --------								
SEASONAL FIXED FUEL COST	$000	0.00	0.00	0.00	307.36	307.36	0.00	0.00
-------- YEAR 2032 --------								
SEASONAL FIXED FUEL COST	$000	0.00	0.00	0.00	316.36	316.36	0.00	0.00
-------- YEAR 2033 --------								
SEASONAL FIXED FUEL COST	$000	0.00	0.00	0.00	325.63	325.63	0.00	0.00
-------- YEAR 2034 --------								
SEASONAL FIXED FUEL COST	$000	0.00	0.00	0.00	335.18	335.18	0.00	0.00
-------- YEAR 2035 --------								
SEASONAL FIXED FUEL COST	$000	0.00	0.00	0.00	344.99	344.99	0.00	0.00
-------- YEAR 2036 --------								
SEASONAL FIXED FUEL COST	$000	0.00	0.00	0.00	0.00	355.10	0.00	0.00
-------- YEAR 2037 --------								
SEASONAL FIXED FUEL COST	$000	0.00	0.00	0.00	0.00	365.51	0.00	0.00
-------- YEAR 2038 --------								
SEASONAL FIXED FUEL COST	$000	0.00	0.00	0.00	0.00	0.00	0.00	0.00
-------- YEAR 2039 --------								
-------- YEAR 2040 --------								

========== SEASON 8 AUGUST ==========

FUEL		29	30	31	32	33	34	35
		GLEN_5	GLEN_6	BS2 4.5	BS2 3.0	KAMM_1	KAMM_2	KAMM_3
-------- YEAR 2011 --------								
SEASONAL FIXED FUEL COST	$000	0.00	0.00	0.00	0.00	0.00	0.00	0.00
SEASONAL FUEL LIMIT MAXIMUM	UNIT/DAY	-1.00	-1.00	-1.00	-1.00	-1.00	-1.00	-1.00
SEASONAL FUEL LIMIT MINIMUM	UNIT/DAY	-1.00	-1.00	-1.00	-1.00	-1.00	-1.00	-1.00
-------- YEAR 2012 --------								
-------- YEAR 2013 --------								
-------- YEAR 2014 --------								
-------- YEAR 2015 --------								
-------- YEAR 2016 --------								
-------- YEAR 2017 --------								
-------- YEAR 2018 --------								
-------- YEAR 2019 --------								

NOTE: DATA DISPLAYED AFTER 2011 ONLY IF
VALUE CHANGED FROM PREVIOUS YEAR.

AEP EAST
GENERATION AND FUEL MODULE
INPUT SUMMARY REPORT

QUALIFIER = GAF.INPUT.FUEL TYPE.

========== SEASON 8 AUGUST ==========

FUEL	29 GLEN_5	30 GLEN_6	31 BS2 4.5	32 BS2 3.0	33 KAMM_1	34 KAMM_2	35 KAMM_3
-------- YEAR 2020 --------							
-------- YEAR 2021 --------							
-------- YEAR 2022 --------							
-------- YEAR 2023 --------							
-------- YEAR 2024 --------							
-------- YEAR 2025 --------							
-------- YEAR 2026 --------							
-------- YEAR 2027 --------							
-------- YEAR 2028 --------							
-------- YEAR 2029 --------							
-------- YEAR 2030 --------							
-------- YEAR 2031 --------							
-------- YEAR 2032 --------							
-------- YEAR 2033 --------							
-------- YEAR 2034 --------							
-------- YEAR 2035 --------							
-------- YEAR 2036 --------							
-------- YEAR 2037 --------							
-------- YEAR 2038 --------							
-------- YEAR 2039 --------							
-------- YEAR 2040 --------							

========== SEASON 8 AUGUST ==========

FUEL		36 KANA_1	37 KANA_2	38 KYGE_1	39 KYGE_2	40 KYGE_3	41 KYGE_4	42 KYGE_5
-------- YEAR 2011 --------								
SEASONAL FIXED FUEL COST	$000	0.00	0.00	0.00	0.00	0.00	0.00	0.00
SEASONAL FUEL LIMIT MAXIMUM	UNIT/DAY	-1.00	-1.00	-1.00	-1.00	-1.00	-1.00	-1.00
SEASONAL FUEL LIMIT MINIMUM	UNIT/DAY	-1.00	-1.00	-1.00	-1.00	-1.00	-1.00	-1.00
-------- YEAR 2012 --------								
-------- YEAR 2013 --------								
-------- YEAR 2014 --------								
-------- YEAR 2015 --------								
-------- YEAR 2016 --------								
-------- YEAR 2017 --------								
-------- YEAR 2018 --------								
-------- YEAR 2019 --------								
-------- YEAR 2020 --------								
-------- YEAR 2021 --------								
-------- YEAR 2022 --------								
-------- YEAR 2023 --------								
-------- YEAR 2024 --------								
-------- YEAR 2025 --------								
-------- YEAR 2026 --------								
-------- YEAR 2027 --------								
-------- YEAR 2028 --------								
-------- YEAR 2029 --------								
-------- YEAR 2030 --------								
-------- YEAR 2031 --------								
-------- YEAR 2032 --------								
-------- YEAR 2033 --------								

-------- YEAR 2034 --------

-------- YEAR 2035 --------

-------- YEAR 2036 --------

-------- YEAR 2037 --------

-------- YEAR 2038 --------

-------- YEAR 2039 --------

-------- YEAR 2040 --------

========== SEASON 8 AUGUST ==========

FUEL		43	44	45	46	47	48	49
		MITC_1	MITC_2	MTNR_6.0	MUSK_1	MUSK_2	MUSK_3	MUSK_4
-------- YEAR 2011 --------								
SEASONAL FIXED FUEL COST	$000	0.00	0.00	0.00	0.00	0.00	0.00	0.00
SEASONAL FUEL LIMIT MAXIMUM	UNIT/DAY	-1.00	-1.00	-1.00	-1.00	-1.00	-1.00	-1.00
SEASONAL FUEL LIMIT MINIMUM	UNIT/DAY	-1.00	-1.00	-1.00	-1.00	-1.00	-1.00	-1.00

-------- YEAR 2012 --------

-------- YEAR 2013 --------

-------- YEAR 2014 --------

-------- YEAR 2015 --------

-------- YEAR 2016 --------

-------- YEAR 2017 --------

-------- YEAR 2018 --------

-------- YEAR 2019 --------

-------- YEAR 2020 --------

-------- YEAR 2021 --------

-------- YEAR 2022 --------

-------- YEAR 2023 --------

-------- YEAR 2024 --------

-------- YEAR 2025 --------

-------- YEAR 2026 --------

-------- YEAR 2027 --------

-------- YEAR 2028 --------

-------- YEAR 2029 --------

-------- YEAR 2030 --------

-------- YEAR 2031 --------

NOTE: DATA DISPLAYED AFTER 2011 ONLY IF
VALUE CHANGED FROM PREVIOUS YEAR.

AEP EAST
GENERATION AND FUEL MODULE
INPUT SUMMARY REPORT

QUALIFIER = GAF.INPUT.FUEL TYPE.

========== SEASON 8 AUGUST ==========

FUEL	43 MITC_1	44 MITC_2	45 MTNR_6.0	46 MUSK_1	47 MUSK_2	48 MUSK_3	49 MUSK_4
-------- YEAR 2032 --------							
-------- YEAR 2033 --------							
-------- YEAR 2034 --------							
-------- YEAR 2035 --------							
-------- YEAR 2036 --------							
-------- YEAR 2037 --------							
-------- YEAR 2038 --------							
-------- YEAR 2039 --------							
-------- YEAR 2040 --------							

========== SEASON 8 AUGUST ==========

FUEL		50 MUSK_5	51 PSPN_1	52 PSPN_2	53 PSPN_3	54 PSPN_4	55 PSPN_5	56 PICW_5
-------- YEAR 2011 --------								
SEASONAL FIXED FUEL COST	$000	0.00	0.00	0.00	0.00	0.00	0.00	0.00
SEASONAL FUEL LIMIT MAXIMUM	UNIT/DAY	-1.00	-1.00	-1.00	-1.00	-1.00	-1.00	-1.00
SEASONAL FUEL LIMIT MINIMUM	UNIT/DAY	-1.00	-1.00	-1.00	-1.00	-1.00	-1.00	-1.00
-------- YEAR 2012 --------								
-------- YEAR 2013 --------								
-------- YEAR 2014 --------								
-------- YEAR 2015 --------								
-------- YEAR 2016 --------								
-------- YEAR 2017 --------								
-------- YEAR 2018 --------								
-------- YEAR 2019 --------								
-------- YEAR 2020 --------								
-------- YEAR 2021 --------								
-------- YEAR 2022 --------								
-------- YEAR 2023 --------								
-------- YEAR 2024 --------								
-------- YEAR 2025 --------								
-------- YEAR 2026 --------								
-------- YEAR 2027 --------								
-------- YEAR 2028 --------								
-------- YEAR 2029 --------								
-------- YEAR 2030 --------								
-------- YEAR 2031 --------								
-------- YEAR 2032 --------								
-------- YEAR 2033 --------								
-------- YEAR 2034 --------								
-------- YEAR 2035 --------								
-------- YEAR 2036 --------								
-------- YEAR 2037 --------								
-------- YEAR 2038 --------								
-------- YEAR 2039 --------								
-------- YEAR 2040 --------								

========== SEASON 8 AUGUST ==========

FUEL		57 BS2 1.7	58 ROCK_1IM	59 ROCK_2IM	60 ROCK_6P	61 STUA_1	62 STUA_2	63 STUA_3
-------- YEAR 2011 --------								
SEASONAL FIXED FUEL COST	$000	0.00	0.00	0.00	0.00	0.00	0.00	0.00
SEASONAL FUEL LIMIT MAXIMUM	UNIT/DAY	-1.00	-1.00	-1.00	-1.00	-1.00	-1.00	-1.00
SEASONAL FUEL LIMIT MINIMUM	UNIT/DAY	-1.00	-1.00	-1.00	-1.00	-1.00	-1.00	-1.00
-------- YEAR 2012 --------								

-------- YEAR 2013 --------

-------- YEAR 2014 --------

-------- YEAR 2015 --------

-------- YEAR 2016 --------

-------- YEAR 2017 --------

-------- YEAR 2018 --------

-------- YEAR 2019 --------

-------- YEAR 2020 --------

-------- YEAR 2021 --------

-------- YEAR 2022 --------

-------- YEAR 2023 --------

-------- YEAR 2024 --------

-------- YEAR 2025 --------

-------- YEAR 2026 --------

-------- YEAR 2027 --------

-------- YEAR 2028 --------

-------- YEAR 2029 --------

-------- YEAR 2030 --------

-------- YEAR 2031 --------

-------- YEAR 2032 --------

-------- YEAR 2033 --------

-------- YEAR 2034 --------

-------- YEAR 2035 --------

-------- YEAR 2036 --------

-------- YEAR 2037 --------

-------- YEAR 2038 --------

-------- YEAR 2039 --------

-------- YEAR 2040 --------

NOTE: DATA DISPLAYED AFTER 2011 ONLY IF
VALUE CHANGED FROM PREVIOUS YEAR.

AEP EAST
GENERATION AND FUEL MODULE
INPUT SUMMARY REPORT

QUALIFIER = GAF.INPUT.FUEL TYPE.

========== SEASON 8 AUGUST ==========

FUEL		64 STUA_4	65 BS1_ CC	66 TANN_1	67 TANN_2	68 TANN_3	69 TANN_4	70 ZIMM_1
-------- YEAR 2011 --------								
SEASONAL FIXED FUEL COST	$000	0.00	0.00	0.00	0.00	0.00	0.00	0.00
SEASONAL FUEL LIMIT MAXIMUM	UNIT/DAY	-1.00	-1.00	-1.00	-1.00	-1.00	-1.00	-1.00
SEASONAL FUEL LIMIT MINIMUM	UNIT/DAY	-1.00	-1.00	-1.00	-1.00	-1.00	-1.00	-1.00
-------- YEAR 2012 --------								
-------- YEAR 2013 --------								
-------- YEAR 2014 --------								
-------- YEAR 2015 --------								
-------- YEAR 2016 --------								
-------- YEAR 2017 --------								
-------- YEAR 2018 --------								
-------- YEAR 2019 --------								
-------- YEAR 2020 --------								
-------- YEAR 2021 --------								
-------- YEAR 2022 --------								
-------- YEAR 2023 --------								
-------- YEAR 2024 --------								
-------- YEAR 2025 --------								
-------- YEAR 2026 --------								
-------- YEAR 2027 --------								
-------- YEAR 2028 --------								
-------- YEAR 2029 --------								
-------- YEAR 2030 --------								
-------- YEAR 2031 --------								
-------- YEAR 2032 --------								
-------- YEAR 2033 --------								
-------- YEAR 2034 --------								
-------- YEAR 2035 --------								
-------- YEAR 2036 --------								
-------- YEAR 2037 --------								
-------- YEAR 2038 --------								
-------- YEAR 2039 --------								
-------- YEAR 2040 --------								

========== SEASON 8 AUGUST ==========

FUEL		71 TCO_POOL	72 DOMINON	73 TCO_DELV	74 CEREDO	75 DARBY	76 DRESDEN	77 LAWRNG
-------- YEAR 2011 --------								
SEASONAL FIXED FUEL COST	$000	0.00	0.00	0.00	0.00	0.00	0.00	0.00
SEASONAL FUEL LIMIT MAXIMUM	UNIT/DAY	-1.00	-1.00	-1.00	-1.00	-1.00	-1.00	-1.00
SEASONAL FUEL LIMIT MINIMUM	UNIT/DAY	-1.00	-1.00	-1.00	-1.00	-1.00	-1.00	-1.00
-------- YEAR 2012 --------								
-------- YEAR 2013 --------								
-------- YEAR 2014 --------								
-------- YEAR 2015 --------								
-------- YEAR 2016 --------								
-------- YEAR 2017 --------								
-------- YEAR 2018 --------								
-------- YEAR 2019 --------								
-------- YEAR 2020 --------								
-------- YEAR 2021 --------								
-------- YEAR 2022 --------								
-------- YEAR 2023 --------								

-------- YEAR 2024 --------

-------- YEAR 2025 --------

-------- YEAR 2026 --------

-------- YEAR 2027 --------

-------- YEAR 2028 --------

-------- YEAR 2029 --------

-------- YEAR 2030 --------

-------- YEAR 2031 --------

-------- YEAR 2032 --------

-------- YEAR 2033 --------

-------- YEAR 2034 --------

-------- YEAR 2035 --------

-------- YEAR 2036 --------

-------- YEAR 2037 --------

-------- YEAR 2038 --------

-------- YEAR 2039 --------

-------- YEAR 2040 --------

========== SEASON 8 AUGUST ==========

FUEL		78 ROBMONE	79 WATERFOR	80 ROCK_5.1	81 MR5_NGCC	139 PC_S_NE8	140 STKR_BIO	141 MR5_CO
-------- YEAR 2011 --------								
SEASONAL FIXED FUEL COST	$000	0.00	0.00	0.00	0.00	0.00	0.00	0.00
SEASONAL FUEL LIMIT MAXIMUM	UNIT/DAY	-1.00	-1.00	-1.00	-1.00	-1.00	-1.00	-1.00
SEASONAL FUEL LIMIT MINIMUM	UNIT/DAY	-1.00	-1.00	-1.00	-1.00	-1.00	-1.00	-1.00

-------- YEAR 2012 --------

-------- YEAR 2013 --------

-------- YEAR 2014 --------

-------- YEAR 2015 --------

-------- YEAR 2016 --------

-------- YEAR 2017 --------

-------- YEAR 2018 --------

-------- YEAR 2019 --------

-------- YEAR 2020 --------

NOTE: DATA DISPLAYED AFTER 2011 ONLY IF
VALUE CHANGED FROM PREVIOUS YEAR.

AEP EAST
GENERATION AND FUEL MODULE
INPUT SUMMARY REPORT

QUALIFIER = GAF.INPUT.FUEL TYPE.

========== SEASON 8 AUGUST ==========

FUEL	78 ROBMONE	79 WATERFOR	80 ROCK_5.1	81 MR5_NGCC	139 PC_S_NE8	140 STKR_BIO	141 MR5_CO
-------- YEAR 2021 --------							
-------- YEAR 2022 --------							
-------- YEAR 2023 --------							
-------- YEAR 2024 --------							
-------- YEAR 2025 --------							
-------- YEAR 2026 --------							
-------- YEAR 2027 --------							
-------- YEAR 2028 --------							
-------- YEAR 2029 --------							
-------- YEAR 2030 --------							
-------- YEAR 2031 --------							
-------- YEAR 2032 --------							
-------- YEAR 2033 --------							
-------- YEAR 2034 --------							
-------- YEAR 2035 --------							
-------- YEAR 2036 --------							
-------- YEAR 2037 --------							
-------- YEAR 2038 --------							
-------- YEAR 2039 --------							
-------- YEAR 2040 --------							

========== SEASON 8 AUGUST ==========

FUEL		143 AM3_BIO	144 BS2_SEP	146 MNTR_BIO	147 TNR4_SEP	148 SRT1_SEP	149 SRT1_BIO	150 SRT2_SEP
-------- YEAR 2011 --------								
SEASONAL FIXED FUEL COST	$000	0.00	0.00	0.00	0.00	0.00	0.00	0.00
SEASONAL FUEL LIMIT MAXIMUM	UNIT/DAY	-1.00	-1.00	-1.00	-1.00	-1.00	-1.00	-1.00
SEASONAL FUEL LIMIT MINIMUM	UNIT/DAY	-1.00	-1.00	-1.00	-1.00	-1.00	-1.00	-1.00
-------- YEAR 2012 --------								
-------- YEAR 2013 --------								
-------- YEAR 2014 --------								
-------- YEAR 2015 --------								
-------- YEAR 2016 --------								
-------- YEAR 2017 --------								
-------- YEAR 2018 --------								
-------- YEAR 2019 --------								
-------- YEAR 2020 --------								
-------- YEAR 2021 --------								
-------- YEAR 2022 --------								
-------- YEAR 2023 --------								
-------- YEAR 2024 --------								
-------- YEAR 2025 --------								
-------- YEAR 2026 --------								
-------- YEAR 2027 --------								
-------- YEAR 2028 --------								
-------- YEAR 2029 --------								
-------- YEAR 2030 --------								
-------- YEAR 2031 --------								
-------- YEAR 2032 --------								
-------- YEAR 2033 --------								
-------- YEAR 2034 --------								

-------- YEAR 2035 --------

-------- YEAR 2036 --------

-------- YEAR 2037 --------

-------- YEAR 2038 --------

-------- YEAR 2039 --------

-------- YEAR 2040 --------

========== SEASON 8 AUGUST ==========

FUEL		151 SRT2_BIO	152 SRT3_SEP	153 SRT3_BIO	154 SRT4_SEP	155 MR5_SI	156 RP1_BIO	157 RP2_BIO
-------- YEAR 2011 --------								
SEASONAL FIXED FUEL COST	$000	0.00	0.00	0.00	0.00	0.00	0.00	0.00
SEASONAL FUEL LIMIT MAXIMUM	UNIT/DAY	-1.00	-1.00	-1.00	-1.00	-1.00	-1.00	-1.00
SEASONAL FUEL LIMIT MINIMUM	UNIT/DAY	-1.00	-1.00	-1.00	-1.00	-1.00	-1.00	-1.00

-------- YEAR 2012 --------

-------- YEAR 2013 --------

-------- YEAR 2014 --------

-------- YEAR 2015 --------

-------- YEAR 2016 --------

-------- YEAR 2017 --------

-------- YEAR 2018 --------

-------- YEAR 2019 --------

-------- YEAR 2020 --------

-------- YEAR 2021 --------

-------- YEAR 2022 --------

-------- YEAR 2023 --------

-------- YEAR 2024 --------

-------- YEAR 2025 --------

-------- YEAR 2026 --------

-------- YEAR 2027 --------

-------- YEAR 2028 --------

-------- YEAR 2029 --------

-------- YEAR 2030 --------

-------- YEAR 2031 --------

-------- YEAR 2032 --------

NOTE: DATA DISPLAYED AFTER 2011 ONLY IF
VALUE CHANGED FROM PREVIOUS YEAR.

AEP EAST
GENERATION AND FUEL MODULE
INPUT SUMMARY REPORT

QUALIFIER = GAF.INPUT.FUEL TYPE.

========== SEASON 8 AUGUST ==========

FUEL		151 SRT2_BIO	152 SRT3_SEP	153 SRT3_BIO	154 SRT4_SEP	155 MR5_SI	156 RP1_BIO	157 RP2_BIO
-------- YEAR 2033 --------								
-------- YEAR 2034 --------								
-------- YEAR 2035 --------								
-------- YEAR 2036 --------								
-------- YEAR 2037 --------								
-------- YEAR 2038 --------								
-------- YEAR 2039 --------								
-------- YEAR 2040 --------								

========== SEASON 9 SEPTEMBR ==========

FUEL		1 AMOS_1	2 AMOS_2	3 AMOS_3	4 BECK_6	5 BIGS_1	6 BIGS_2	7 CARD_1
-------- YEAR 2011 --------								
SEASONAL FIXED FUEL COST	$000	0.00	0.00	0.00	0.00	0.00	0.00	0.00
SEASONAL FUEL LIMIT MAXIMUM	UNIT/DAY	-1.00	-1.00	-1.00	-1.00	-1.00	-1.00	-1.00
SEASONAL FUEL LIMIT MINIMUM	UNIT/DAY	-1.00	-1.00	-1.00	-1.00	-1.00	-1.00	-1.00
-------- YEAR 2012 --------								
-------- YEAR 2013 --------								
-------- YEAR 2014 --------								
-------- YEAR 2015 --------								
-------- YEAR 2016 --------								
-------- YEAR 2017 --------								
-------- YEAR 2018 --------								
-------- YEAR 2019 --------								
-------- YEAR 2020 --------								
-------- YEAR 2021 --------								
-------- YEAR 2022 --------								
-------- YEAR 2023 --------								
-------- YEAR 2024 --------								
-------- YEAR 2025 --------								
-------- YEAR 2026 --------								
-------- YEAR 2027 --------								
-------- YEAR 2028 --------								
-------- YEAR 2029 --------								
-------- YEAR 2030 --------								
-------- YEAR 2031 --------								
-------- YEAR 2032 --------								
-------- YEAR 2033 --------								
-------- YEAR 2034 --------								
-------- YEAR 2035 --------								
-------- YEAR 2036 --------								
-------- YEAR 2037 --------								
-------- YEAR 2038 --------								
-------- YEAR 2039 --------								
-------- YEAR 2040 --------								

========== SEASON 9 SEPTEMBR ==========

FUEL		8 CARD_2	9 CARD_3	10 CLIF_1	11 CLIF_2	12 CLIF_3	13 CLIF_4	14 CLIF_5
-------- YEAR 2011 --------								
SEASONAL FIXED FUEL COST	$000	0.00	0.00	0.00	0.00	0.00	0.00	0.00
SEASONAL FUEL LIMIT MAXIMUM	UNIT/DAY	-1.00	-1.00	-1.00	-1.00	-1.00	-1.00	-1.00
SEASONAL FUEL LIMIT MINIMUM	UNIT/DAY	-1.00	-1.00	-1.00	-1.00	-1.00	-1.00	-1.00
-------- YEAR 2012 --------								
-------- YEAR 2013 --------								

-------- YEAR 2014 --------

-------- YEAR 2015 --------

-------- YEAR 2016 --------

-------- YEAR 2017 --------

-------- YEAR 2018 --------

-------- YEAR 2019 --------

-------- YEAR 2020 --------

-------- YEAR 2021 --------

-------- YEAR 2022 --------

-------- YEAR 2023 --------

-------- YEAR 2024 --------

-------- YEAR 2025 --------

-------- YEAR 2026 --------

-------- YEAR 2027 --------

-------- YEAR 2028 --------

-------- YEAR 2029 --------

-------- YEAR 2030 --------

-------- YEAR 2031 --------

-------- YEAR 2032 --------

-------- YEAR 2033 --------

-------- YEAR 2034 --------

-------- YEAR 2035 --------

-------- YEAR 2036 --------

-------- YEAR 2037 --------

-------- YEAR 2038 --------

-------- YEAR 2039 --------

-------- YEAR 2040 --------

========== SEASON 9 SEPTEMBR ==========

FUEL		15 CLIF_6	16 CLIN_1	17 CLIN_2	18 CLIN_3	19 CSVL_1	20 CSVL_2	21 CSVL_3
-------- YEAR 2011 --------								
SEASONAL FIXED FUEL COST	$000	0.00	0.00	0.00	0.00	0.00	0.00	0.00
SEASONAL FUEL LIMIT MAXIMUM	UNIT/DAY	-1.00	-1.00	-1.00	-1.00	-1.00	-1.00	-1.00

NOTE: DATA DISPLAYED AFTER 2011 ONLY IF
VALUE CHANGED FROM PREVIOUS YEAR.

AEP EAST
GENERATION AND FUEL MODULE
INPUT SUMMARY REPORT

QUALIFIER = GAF.INPUT.FUEL TYPE.

========== SEASON 9 SEPTEMBR ==========

FUEL		15 CLIF_6	16 CLIN_1	17 CLIN_2	18 CLIN_3	19 CSVL_1	20 CSVL_2	21 CSVL_3
-------- YEAR 2011 --------								
SEASONAL FUEL LIMIT MINIMUM	UNIT/DAY	-1.00	-1.00	-1.00	-1.00	-1.00	-1.00	-1.00
-------- YEAR 2012 --------								
-------- YEAR 2013 --------								
-------- YEAR 2014 --------								
-------- YEAR 2015 --------								
-------- YEAR 2016 --------								
-------- YEAR 2017 --------								
-------- YEAR 2018 --------								
-------- YEAR 2019 --------								
-------- YEAR 2020 --------								
-------- YEAR 2021 --------								
-------- YEAR 2022 --------								
-------- YEAR 2023 --------								
-------- YEAR 2024 --------								
-------- YEAR 2025 --------								
-------- YEAR 2026 --------								
-------- YEAR 2027 --------								
-------- YEAR 2028 --------								
-------- YEAR 2029 --------								
-------- YEAR 2030 --------								
-------- YEAR 2031 --------								
-------- YEAR 2032 --------								
-------- YEAR 2033 --------								
-------- YEAR 2034 --------								
-------- YEAR 2035 --------								
-------- YEAR 2036 --------								
-------- YEAR 2037 --------								
-------- YEAR 2038 --------								
-------- YEAR 2039 --------								
-------- YEAR 2040 --------								

========== SEASON 9 SEPTEMBR ==========

FUEL		22 CSVL_4	23 CSVL_5	24 CSVL_6	25 COOK_1	26 COOK_2	27 GAVI_1	28 GAVI_2
-------- YEAR 2011 --------								
SEASONAL FIXED FUEL COST	$000	0.00	0.00	0.00	453.90	453.90	0.00	0.00
SEASONAL FUEL LIMIT MAXIMUM	UNIT/DAY	-1.00	-1.00	-1.00	-1.00	-1.00	-1.00	-1.00
SEASONAL FUEL LIMIT MINIMUM	UNIT/DAY	-1.00	-1.00	-1.00	-1.00	-1.00	-1.00	-1.00
-------- YEAR 2012 --------								
SEASONAL FIXED FUEL COST	$000	0.00	0.00	0.00	458.93	458.93	0.00	0.00
-------- YEAR 2013 --------								
SEASONAL FIXED FUEL COST	$000	0.00	0.00	0.00	182.83	182.83	0.00	0.00
-------- YEAR 2014 --------								
SEASONAL FIXED FUEL COST	$000	0.00	0.00	0.00	188.16	188.16	0.00	0.00
-------- YEAR 2015 --------								
SEASONAL FIXED FUEL COST	$000	0.00	0.00	0.00	193.66	193.66	0.00	0.00
-------- YEAR 2016 --------								
SEASONAL FIXED FUEL COST	$000	0.00	0.00	0.00	199.32	199.32	0.00	0.00
-------- YEAR 2017 --------								
SEASONAL FIXED FUEL COST	$000	0.00	0.00	0.00	205.15	205.15	0.00	0.00
-------- YEAR 2018 --------								
SEASONAL FIXED FUEL COST	$000	0.00	0.00	0.00	211.15	211.15	0.00	0.00
-------- YEAR 2019 --------								
SEASONAL FIXED FUEL COST	$000	0.00	0.00	0.00	217.34	217.34	0.00	0.00
-------- YEAR 2020 --------								

SEASONAL FIXED FUEL COST	$000	0.00	0.00	0.00	223.71	223.71	0.00	0.00
-------- YEAR 2021 --------								
SEASONAL FIXED FUEL COST	$000	0.00	0.00	0.00	230.26	230.26	0.00	0.00
-------- YEAR 2022 --------								
SEASONAL FIXED FUEL COST	$000	0.00	0.00	0.00	237.01	237.01	0.00	0.00
-------- YEAR 2023 --------								
SEASONAL FIXED FUEL COST	$000	0.00	0.00	0.00	243.95	243.95	0.00	0.00
-------- YEAR 2024 --------								
SEASONAL FIXED FUEL COST	$000	0.00	0.00	0.00	251.10	251.10	0.00	0.00
-------- YEAR 2025 --------								
SEASONAL FIXED FUEL COST	$000	0.00	0.00	0.00	258.46	258.46	0.00	0.00
-------- YEAR 2026 --------								
SEASONAL FIXED FUEL COST	$000	0.00	0.00	0.00	266.03	266.03	0.00	0.00
-------- YEAR 2027 --------								
SEASONAL FIXED FUEL COST	$000	0.00	0.00	0.00	273.83	273.83	0.00	0.00
-------- YEAR 2028 --------								
SEASONAL FIXED FUEL COST	$000	0.00	0.00	0.00	281.85	281.85	0.00	0.00
-------- YEAR 2029 --------								
SEASONAL FIXED FUEL COST	$000	0.00	0.00	0.00	290.11	290.11	0.00	0.00
-------- YEAR 2030 --------								
SEASONAL FIXED FUEL COST	$000	0.00	0.00	0.00	298.61	298.61	0.00	0.00
-------- YEAR 2031 --------								
SEASONAL FIXED FUEL COST	$000	0.00	0.00	0.00	307.36	307.36	0.00	0.00
-------- YEAR 2032 --------								
SEASONAL FIXED FUEL COST	$000	0.00	0.00	0.00	316.36	316.36	0.00	0.00
-------- YEAR 2033 --------								
SEASONAL FIXED FUEL COST	$000	0.00	0.00	0.00	325.63	325.63	0.00	0.00
-------- YEAR 2034 --------								
SEASONAL FIXED FUEL COST	$000	0.00	0.00	0.00	335.18	335.18	0.00	0.00
-------- YEAR 2035 --------								
SEASONAL FIXED FUEL COST	$000	0.00	0.00	0.00	344.99	344.99	0.00	0.00
-------- YEAR 2036 --------								
SEASONAL FIXED FUEL COST	$000	0.00	0.00	0.00	0.00	355.10	0.00	0.00
-------- YEAR 2037 --------								
SEASONAL FIXED FUEL COST	$000	0.00	0.00	0.00	0.00	365.51	0.00	0.00
-------- YEAR 2038 --------								
SEASONAL FIXED FUEL COST	$000	0.00	0.00	0.00	0.00	0.00	0.00	0.00
-------- YEAR 2039 --------								
-------- YEAR 2040 --------								

NOTE: DATA DISPLAYED AFTER 2011 ONLY IF
VALUE CHANGED FROM PREVIOUS YEAR.

AEP EAST
GENERATION AND FUEL MODULE
INPUT SUMMARY REPORT

QUALIFIER = GAF.INPUT.FUEL TYPE.

========== SEASON 9 SEPTEMBR ==========

FUEL		29 GLEN_5	30 GLEN_6	31 BS2 4.5	32 BS2 3.0	33 KAMM_1	34 KAMM_2	35 KAMM_3
-------- YEAR 2011 --------								
SEASONAL FIXED FUEL COST	$000	0.00	0.00	0.00	0.00	0.00	0.00	0.00
SEASONAL FUEL LIMIT MAXIMUM	UNIT/DAY	-1.00	-1.00	-1.00	-1.00	-1.00	-1.00	-1.00
SEASONAL FUEL LIMIT MINIMUM	UNIT/DAY	-1.00	-1.00	-1.00	-1.00	-1.00	-1.00	-1.00
-------- YEAR 2012 --------								
-------- YEAR 2013 --------								
-------- YEAR 2014 --------								
-------- YEAR 2015 --------								
-------- YEAR 2016 --------								
-------- YEAR 2017 --------								
-------- YEAR 2018 --------								
-------- YEAR 2019 --------								
-------- YEAR 2020 --------								
-------- YEAR 2021 --------								
-------- YEAR 2022 --------								
-------- YEAR 2023 --------								
-------- YEAR 2024 --------								
-------- YEAR 2025 --------								
-------- YEAR 2026 --------								
-------- YEAR 2027 --------								
-------- YEAR 2028 --------								
-------- YEAR 2029 --------								
-------- YEAR 2030 --------								
-------- YEAR 2031 --------								
-------- YEAR 2032 --------								
-------- YEAR 2033 --------								
-------- YEAR 2034 --------								
-------- YEAR 2035 --------								
-------- YEAR 2036 --------								
-------- YEAR 2037 --------								
-------- YEAR 2038 --------								
-------- YEAR 2039 --------								
-------- YEAR 2040 --------								

========== SEASON 9 SEPTEMBR ==========

FUEL		36 KANA_1	37 KANA_2	38 KYGE_1	39 KYGE_2	40 KYGE_3	41 KYGE_4	42 KYGE_5
-------- YEAR 2011 --------								
SEASONAL FIXED FUEL COST	$000	0.00	0.00	0.00	0.00	0.00	0.00	0.00
SEASONAL FUEL LIMIT MAXIMUM	UNIT/DAY	-1.00	-1.00	-1.00	-1.00	-1.00	-1.00	-1.00
SEASONAL FUEL LIMIT MINIMUM	UNIT/DAY	-1.00	-1.00	-1.00	-1.00	-1.00	-1.00	-1.00
-------- YEAR 2012 --------								
-------- YEAR 2013 --------								
-------- YEAR 2014 --------								
-------- YEAR 2015 --------								
-------- YEAR 2016 --------								
-------- YEAR 2017 --------								
-------- YEAR 2018 --------								
-------- YEAR 2019 --------								
-------- YEAR 2020 --------								
-------- YEAR 2021 --------								
-------- YEAR 2022 --------								
-------- YEAR 2023 --------								

-------- YEAR 2024 --------

-------- YEAR 2025 --------

-------- YEAR 2026 --------

-------- YEAR 2027 --------

-------- YEAR 2028 --------

-------- YEAR 2029 --------

-------- YEAR 2030 --------

-------- YEAR 2031 --------

-------- YEAR 2032 --------

-------- YEAR 2033 --------

-------- YEAR 2034 --------

-------- YEAR 2035 --------

-------- YEAR 2036 --------

-------- YEAR 2037 --------

-------- YEAR 2038 --------

-------- YEAR 2039 --------

-------- YEAR 2040 --------

========== SEASON 9 SEPTEMBR ==========

FUEL		43	44	45	46	47	48	49
		MITC_1	MITC_2	MTNR_6.0	MUSK_1	MUSK_2	MUSK_3	MUSK_4
-------- YEAR 2011 --------								
SEASONAL FIXED FUEL COST	$000	0.00	0.00	0.00	0.00	0.00	0.00	0.00
SEASONAL FUEL LIMIT MAXIMUM	UNIT/DAY	-1.00	-1.00	-1.00	-1.00	-1.00	-1.00	-1.00
SEASONAL FUEL LIMIT MINIMUM	UNIT/DAY	-1.00	-1.00	-1.00	-1.00	-1.00	-1.00	-1.00

-------- YEAR 2012 --------

-------- YEAR 2013 --------

-------- YEAR 2014 --------

-------- YEAR 2015 --------

-------- YEAR 2016 --------

-------- YEAR 2017 --------

-------- YEAR 2018 --------

-------- YEAR 2019 --------

-------- YEAR 2020 --------

NOTE: DATA DISPLAYED AFTER 2011 ONLY IF
VALUE CHANGED FROM PREVIOUS YEAR.

AEP EAST
GENERATION AND FUEL MODULE
INPUT SUMMARY REPORT

QUALIFIER = GAF.INPUT.FUEL TYPE.

========== SEASON 9 SEPTEMBR ==========

FUEL	43 MITC_1	44 MITC_2	45 MTNR_6.0	46 MUSK_1	47 MUSK_2	48 MUSK_3	49 MUSK_4
-------- YEAR 2021 --------							
-------- YEAR 2022 --------							
-------- YEAR 2023 --------							
-------- YEAR 2024 --------							
-------- YEAR 2025 --------							
-------- YEAR 2026 --------							
-------- YEAR 2027 --------							
-------- YEAR 2028 --------							
-------- YEAR 2029 --------							
-------- YEAR 2030 --------							
-------- YEAR 2031 --------							
-------- YEAR 2032 --------							
-------- YEAR 2033 --------							
-------- YEAR 2034 --------							
-------- YEAR 2035 --------							
-------- YEAR 2036 --------							
-------- YEAR 2037 --------							
-------- YEAR 2038 --------							
-------- YEAR 2039 --------							
-------- YEAR 2040 --------							

========== SEASON 9 SEPTEMBR ==========

FUEL		50 MUSK_5	51 PSPN_1	52 PSPN_2	53 PSPN_3	54 PSPN_4	55 PSPN_5	56 PICW_5
-------- YEAR 2011 --------								
SEASONAL FIXED FUEL COST	$000	0.00	0.00	0.00	0.00	0.00	0.00	0.00
SEASONAL FUEL LIMIT MAXIMUM	UNIT/DAY	-1.00	-1.00	-1.00	-1.00	-1.00	-1.00	-1.00
SEASONAL FUEL LIMIT MINIMUM	UNIT/DAY	-1.00	-1.00	-1.00	-1.00	-1.00	-1.00	-1.00
-------- YEAR 2012 --------								
-------- YEAR 2013 --------								
-------- YEAR 2014 --------								
-------- YEAR 2015 --------								
-------- YEAR 2016 --------								
-------- YEAR 2017 --------								
-------- YEAR 2018 --------								
-------- YEAR 2019 --------								
-------- YEAR 2020 --------								
-------- YEAR 2021 --------								
-------- YEAR 2022 --------								
-------- YEAR 2023 --------								
-------- YEAR 2024 --------								
-------- YEAR 2025 --------								
-------- YEAR 2026 --------								
-------- YEAR 2027 --------								
-------- YEAR 2028 --------								
-------- YEAR 2029 --------								
-------- YEAR 2030 --------								
-------- YEAR 2031 --------								
-------- YEAR 2032 --------								
-------- YEAR 2033 --------								
-------- YEAR 2034 --------								

-------- YEAR 2035 --------

-------- YEAR 2036 --------

-------- YEAR 2037 --------

-------- YEAR 2038 --------

-------- YEAR 2039 --------

-------- YEAR 2040 --------

========== SEASON 9 SEPTEMBR ==========

FUEL		57 BS2 1.7	58 ROCK_1IM	59 ROCK_2IM	60 ROCK_6P	61 STUA_1	62 STUA_2	63 STUA_3
-------- YEAR 2011 --------								
SEASONAL FIXED FUEL COST	$000	0.00	0.00	0.00	0.00	0.00	0.00	0.00
SEASONAL FUEL LIMIT MAXIMUM	UNIT/DAY	-1.00	-1.00	-1.00	-1.00	-1.00	-1.00	-1.00
SEASONAL FUEL LIMIT MINIMUM	UNIT/DAY	-1.00	-1.00	-1.00	-1.00	-1.00	-1.00	-1.00

-------- YEAR 2012 --------

-------- YEAR 2013 --------

-------- YEAR 2014 --------

-------- YEAR 2015 --------

-------- YEAR 2016 --------

-------- YEAR 2017 --------

-------- YEAR 2018 --------

-------- YEAR 2019 --------

-------- YEAR 2020 --------

-------- YEAR 2021 --------

-------- YEAR 2022 --------

-------- YEAR 2023 --------

-------- YEAR 2024 --------

-------- YEAR 2025 --------

-------- YEAR 2026 --------

-------- YEAR 2027 --------

-------- YEAR 2028 --------

-------- YEAR 2029 --------

-------- YEAR 2030 --------

-------- YEAR 2031 --------

-------- YEAR 2032 --------

NOTE: DATA DISPLAYED AFTER 2011 ONLY IF
VALUE CHANGED FROM PREVIOUS YEAR.

AEP EAST
GENERATION AND FUEL MODULE
INPUT SUMMARY REPORT

QUALIFIER = GAF.INPUT.FUEL TYPE.

========== SEASON 9 SEPTEMBR ==========

FUEL		57 BS2 1.7	58 ROCK_1IM	59 ROCK_2IM	60 ROCK_6P	61 STUA_1	62 STUA_2	63 STUA_3
-------- YEAR 2033 --------								
-------- YEAR 2034 --------								
-------- YEAR 2035 --------								
-------- YEAR 2036 --------								
-------- YEAR 2037 --------								
-------- YEAR 2038 --------								
-------- YEAR 2039 --------								
-------- YEAR 2040 --------								

========== SEASON 9 SEPTEMBR ==========

FUEL		64 STUA_4	65 BS1_ CC	66 TANN_1	67 TANN_2	68 TANN_3	69 TANN_4	70 ZIMM_1
-------- YEAR 2011 --------								
SEASONAL FIXED FUEL COST	$000	0.00	0.00	0.00	0.00	0.00	0.00	0.00
SEASONAL FUEL LIMIT MAXIMUM	UNIT/DAY	-1.00	-1.00	-1.00	-1.00	-1.00	-1.00	-1.00
SEASONAL FUEL LIMIT MINIMUM	UNIT/DAY	-1.00	-1.00	-1.00	-1.00	-1.00	-1.00	-1.00
-------- YEAR 2012 --------								
-------- YEAR 2013 --------								
-------- YEAR 2014 --------								
-------- YEAR 2015 --------								
-------- YEAR 2016 --------								
-------- YEAR 2017 --------								
-------- YEAR 2018 --------								
-------- YEAR 2019 --------								
-------- YEAR 2020 --------								
-------- YEAR 2021 --------								
-------- YEAR 2022 --------								
-------- YEAR 2023 --------								
-------- YEAR 2024 --------								
-------- YEAR 2025 --------								
-------- YEAR 2026 --------								
-------- YEAR 2027 --------								
-------- YEAR 2028 --------								
-------- YEAR 2029 --------								
-------- YEAR 2030 --------								
-------- YEAR 2031 --------								
-------- YEAR 2032 --------								
-------- YEAR 2033 --------								
-------- YEAR 2034 --------								
-------- YEAR 2035 --------								
-------- YEAR 2036 --------								
-------- YEAR 2037 --------								
-------- YEAR 2038 --------								
-------- YEAR 2039 --------								
-------- YEAR 2040 --------								

========== SEASON 9 SEPTEMBR ==========

FUEL		71 TCO_POOL	72 DOMINON	73 TCO_DELV	74 CEREDO	75 DARBY	76 DRESDEN	77 LAWRNG
-------- YEAR 2011 --------								
SEASONAL FIXED FUEL COST	$000	0.00	0.00	0.00	0.00	0.00	0.00	0.00
SEASONAL FUEL LIMIT MAXIMUM	UNIT/DAY	-1.00	-1.00	-1.00	-1.00	-1.00	-1.00	-1.00
SEASONAL FUEL LIMIT MINIMUM	UNIT/DAY	-1.00	-1.00	-1.00	-1.00	-1.00	-1.00	-1.00
-------- YEAR 2012 --------								
-------- YEAR 2013 --------								

-------- YEAR 2014 --------

-------- YEAR 2015 --------

-------- YEAR 2016 --------

-------- YEAR 2017 --------

-------- YEAR 2018 --------

-------- YEAR 2019 --------

-------- YEAR 2020 --------

-------- YEAR 2021 --------

-------- YEAR 2022 --------

-------- YEAR 2023 --------

-------- YEAR 2024 --------

-------- YEAR 2025 --------

-------- YEAR 2026 --------

-------- YEAR 2027 --------

-------- YEAR 2028 --------

-------- YEAR 2029 --------

-------- YEAR 2030 --------

-------- YEAR 2031 --------

-------- YEAR 2032 --------

-------- YEAR 2033 --------

-------- YEAR 2034 --------

-------- YEAR 2035 --------

-------- YEAR 2036 --------

-------- YEAR 2037 --------

-------- YEAR 2038 --------

-------- YEAR 2039 --------

-------- YEAR 2040 --------

========== SEASON 9 SEPTEMBR ==========

FUEL		78 ROBMONE	79 WATERFOR	80 ROCK_5.1	81 MR5_NGCC	139 PC_S_NE8	140 STKR_BIO	141 MR5_CO
-------- YEAR 2011 --------								
SEASONAL FIXED FUEL COST	$000	0.00	0.00	0.00	0.00	0.00	0.00	0.00
SEASONAL FUEL LIMIT MAXIMUM	UNIT/DAY	-1.00	-1.00	-1.00	-1.00	-1.00	-1.00	-1.00

NOTE: DATA DISPLAYED AFTER 2011 ONLY IF
VALUE CHANGED FROM PREVIOUS YEAR.

AEP EAST
GENERATION AND FUEL MODULE
INPUT SUMMARY REPORT

QUALIFIER = GAF.INPUT.FUEL TYPE.

========== SEASON 9 SEPTEMBR ==========

FUEL		78 ROBMONE	79 WATERFOR	80 ROCK_5.1	81 MR5_NGCC	139 PC_S_NE8	140 STKR_BIO	141 MR5_CO
-------- YEAR 2011 --------								
SEASONAL FUEL LIMIT MINIMUM	UNIT/DAY	-1.00	-1.00	-1.00	-1.00	-1.00	-1.00	-1.00
-------- YEAR 2012 --------								
-------- YEAR 2013 --------								
-------- YEAR 2014 --------								
-------- YEAR 2015 --------								
-------- YEAR 2016 --------								
-------- YEAR 2017 --------								
-------- YEAR 2018 --------								
-------- YEAR 2019 --------								
-------- YEAR 2020 --------								
-------- YEAR 2021 --------								
-------- YEAR 2022 --------								
-------- YEAR 2023 --------								
-------- YEAR 2024 --------								
-------- YEAR 2025 --------								
-------- YEAR 2026 --------								
-------- YEAR 2027 --------								
-------- YEAR 2028 --------								
-------- YEAR 2029 --------								
-------- YEAR 2030 --------								
-------- YEAR 2031 --------								
-------- YEAR 2032 --------								
-------- YEAR 2033 --------								
-------- YEAR 2034 --------								
-------- YEAR 2035 --------								
-------- YEAR 2036 --------								
-------- YEAR 2037 --------								
-------- YEAR 2038 --------								
-------- YEAR 2039 --------								
-------- YEAR 2040 --------								

========== SEASON 9 SEPTEMBR ==========

FUEL		143 AM3_BIO	144 BS2_SEP	146 MNTR_BIO	147 TNR4_SEP	148 SRT1_SEP	149 SRT1_BIO	150 SRT2_SEP
-------- YEAR 2011 --------								
SEASONAL FIXED FUEL COST	$000	0.00	0.00	0.00	0.00	0.00	0.00	0.00
SEASONAL FUEL LIMIT MAXIMUM	UNIT/DAY	-1.00	-1.00	-1.00	-1.00	-1.00	-1.00	-1.00
SEASONAL FUEL LIMIT MINIMUM	UNIT/DAY	-1.00	-1.00	-1.00	-1.00	-1.00	-1.00	-1.00
-------- YEAR 2012 --------								
-------- YEAR 2013 --------								
-------- YEAR 2014 --------								
-------- YEAR 2015 --------								
-------- YEAR 2016 --------								
-------- YEAR 2017 --------								
-------- YEAR 2018 --------								
-------- YEAR 2019 --------								
-------- YEAR 2020 --------								
-------- YEAR 2021 --------								
-------- YEAR 2022 --------								
-------- YEAR 2023 --------								
-------- YEAR 2024 --------								

-------- YEAR 2025 --------

-------- YEAR 2026 --------

-------- YEAR 2027 --------

-------- YEAR 2028 --------

-------- YEAR 2029 --------

-------- YEAR 2030 --------

-------- YEAR 2031 --------

-------- YEAR 2032 --------

-------- YEAR 2033 --------

-------- YEAR 2034 --------

-------- YEAR 2035 --------

-------- YEAR 2036 --------

-------- YEAR 2037 --------

-------- YEAR 2038 --------

-------- YEAR 2039 --------

-------- YEAR 2040 --------

========== SEASON 9 SEPTEMBR ==========

FUEL		151 SRT2_BIO	152 SRT3_SEP	153 SRT3_BIO	154 SRT4_SEP	155 MR5_SI	156 RP1_BIO	157 RP2_BIO
-------- YEAR 2011 --------								
SEASONAL FIXED FUEL COST	$000	0.00	0.00	0.00	0.00	0.00	0.00	0.00
SEASONAL FUEL LIMIT MAXIMUM	UNIT/DAY	-1.00	-1.00	-1.00	-1.00	-1.00	-1.00	-1.00
SEASONAL FUEL LIMIT MINIMUM	UNIT/DAY	-1.00	-1.00	-1.00	-1.00	-1.00	-1.00	-1.00

-------- YEAR 2012 --------

-------- YEAR 2013 --------

-------- YEAR 2014 --------

-------- YEAR 2015 --------

-------- YEAR 2016 --------

-------- YEAR 2017 --------

-------- YEAR 2018 --------

-------- YEAR 2019 --------

-------- YEAR 2020 --------

-------- YEAR 2021 --------

NOTE: DATA DISPLAYED AFTER 2011 ONLY IF
VALUE CHANGED FROM PREVIOUS YEAR.

AEP EAST
GENERATION AND FUEL MODULE
INPUT SUMMARY REPORT

QUALIFIER = GAF.INPUT.FUEL TYPE.

========== SEASON 9 SEPTEMBR ==========

FUEL	151 SRT2_BIO	152 SRT3_SEP	153 SRT3_BIO	154 SRT4_SEP	155 MR5_SI	156 RP1_BIO	157 RP2_BIO
-------- YEAR 2022 --------							
-------- YEAR 2023 --------							
-------- YEAR 2024 --------							
-------- YEAR 2025 --------							
-------- YEAR 2026 --------							
-------- YEAR 2027 --------							
-------- YEAR 2028 --------							
-------- YEAR 2029 --------							
-------- YEAR 2030 --------							
-------- YEAR 2031 --------							
-------- YEAR 2032 --------							
-------- YEAR 2033 --------							
-------- YEAR 2034 --------							
-------- YEAR 2035 --------							
-------- YEAR 2036 --------							
-------- YEAR 2037 --------							
-------- YEAR 2038 --------							
-------- YEAR 2039 --------							
-------- YEAR 2040 --------							

========== SEASON 10 OCTOBER ==========

FUEL		1 AMOS_1	2 AMOS_2	3 AMOS_3	4 BECK_6	5 BIGS_1	6 BIGS_2	7 CARD_1
-------- YEAR 2011 --------								
SEASONAL FIXED FUEL COST	$000	0.00	0.00	0.00	0.00	0.00	0.00	0.00
SEASONAL FUEL LIMIT MAXIMUM	UNIT/DAY	-1.00	-1.00	-1.00	-1.00	-1.00	-1.00	-1.00
SEASONAL FUEL LIMIT MINIMUM	UNIT/DAY	-1.00	-1.00	-1.00	-1.00	-1.00	-1.00	-1.00
-------- YEAR 2012 --------								
-------- YEAR 2013 --------								
-------- YEAR 2014 --------								
-------- YEAR 2015 --------								
-------- YEAR 2016 --------								
-------- YEAR 2017 --------								
-------- YEAR 2018 --------								
-------- YEAR 2019 --------								
-------- YEAR 2020 --------								
-------- YEAR 2021 --------								
-------- YEAR 2022 --------								
-------- YEAR 2023 --------								
-------- YEAR 2024 --------								
-------- YEAR 2025 --------								
-------- YEAR 2026 --------								
-------- YEAR 2027 --------								
-------- YEAR 2028 --------								
-------- YEAR 2029 --------								
-------- YEAR 2030 --------								
-------- YEAR 2031 --------								
-------- YEAR 2032 --------								
-------- YEAR 2033 --------								
-------- YEAR 2034 --------								
-------- YEAR 2035 --------								

-------- YEAR 2036 --------

-------- YEAR 2037 --------

-------- YEAR 2038 --------

-------- YEAR 2039 --------

-------- YEAR 2040 --------

========== SEASON 10 OCTOBER ==========

FUEL		8 CARD_2	9 CARD_3	10 CLIF_1	11 CLIF_2	12 CLIF_3	13 CLIF_4	14 CLIF_5
-------- YEAR 2011 --------								
SEASONAL FIXED FUEL COST	$000	0.00	0.00	0.00	0.00	0.00	0.00	0.00
SEASONAL FUEL LIMIT MAXIMUM	UNIT/DAY	-1.00	-1.00	-1.00	-1.00	-1.00	-1.00	-1.00
SEASONAL FUEL LIMIT MINIMUM	UNIT/DAY	-1.00	-1.00	-1.00	-1.00	-1.00	-1.00	-1.00

-------- YEAR 2012 --------

-------- YEAR 2013 --------

-------- YEAR 2014 --------

-------- YEAR 2015 --------

-------- YEAR 2016 --------

-------- YEAR 2017 --------

-------- YEAR 2018 --------

-------- YEAR 2019 --------

-------- YEAR 2020 --------

-------- YEAR 2021 --------

-------- YEAR 2022 --------

-------- YEAR 2023 --------

-------- YEAR 2024 --------

-------- YEAR 2025 --------

-------- YEAR 2026 --------

-------- YEAR 2027 --------

-------- YEAR 2028 --------

-------- YEAR 2029 --------

-------- YEAR 2030 --------

-------- YEAR 2031 --------

-------- YEAR 2032 --------

-------- YEAR 2033 --------

NOTE: DATA DISPLAYED AFTER 2011 ONLY IF
VALUE CHANGED FROM PREVIOUS YEAR.

AEP EAST
GENERATION AND FUEL MODULE
INPUT SUMMARY REPORT

QUALIFIER = GAF.INPUT.FUEL TYPE.

========== SEASON 10 OCTOBER ==========

FUEL		8 CARD_2	9 CARD_3	10 CLIF_1	11 CLIF_2	12 CLIF_3	13 CLIF_4	14 CLIF_5
-------- YEAR 2034 --------								
-------- YEAR 2035 --------								
-------- YEAR 2036 --------								
-------- YEAR 2037 --------								
-------- YEAR 2038 --------								
-------- YEAR 2039 --------								
-------- YEAR 2040 --------								

========== SEASON 10 OCTOBER ==========

FUEL		15 CLIF_6	16 CLIN_1	17 CLIN_2	18 CLIN_3	19 CSVL_1	20 CSVL_2	21 CSVL_3
-------- YEAR 2011 --------								
SEASONAL FIXED FUEL COST	$000	0.00	0.00	0.00	0.00	0.00	0.00	0.00
SEASONAL FUEL LIMIT MAXIMUM	UNIT/DAY	-1.00	-1.00	-1.00	-1.00	-1.00	-1.00	-1.00
SEASONAL FUEL LIMIT MINIMUM	UNIT/DAY	-1.00	-1.00	-1.00	-1.00	-1.00	-1.00	-1.00
-------- YEAR 2012 --------								
-------- YEAR 2013 --------								
-------- YEAR 2014 --------								
-------- YEAR 2015 --------								
-------- YEAR 2016 --------								
-------- YEAR 2017 --------								
-------- YEAR 2018 --------								
-------- YEAR 2019 --------								
-------- YEAR 2020 --------								
-------- YEAR 2021 --------								
-------- YEAR 2022 --------								
-------- YEAR 2023 --------								
-------- YEAR 2024 --------								
-------- YEAR 2025 --------								
-------- YEAR 2026 --------								
-------- YEAR 2027 --------								
-------- YEAR 2028 --------								
-------- YEAR 2029 --------								
-------- YEAR 2030 --------								
-------- YEAR 2031 --------								
-------- YEAR 2032 --------								
-------- YEAR 2033 --------								
-------- YEAR 2034 --------								
-------- YEAR 2035 --------								
-------- YEAR 2036 --------								
-------- YEAR 2037 --------								
-------- YEAR 2038 --------								
-------- YEAR 2039 --------								
-------- YEAR 2040 --------								

========== SEASON 10 OCTOBER ==========

FUEL		22 CSVL_4	23 CSVL_5	24 CSVL_6	25 COOK_1	26 COOK_2	27 GAVI_1	28 GAVI_2
-------- YEAR 2011 --------								
SEASONAL FIXED FUEL COST	$000	0.00	0.00	0.00	453.90	453.90	0.00	0.00
SEASONAL FUEL LIMIT MAXIMUM	UNIT/DAY	-1.00	-1.00	-1.00	-1.00	-1.00	-1.00	-1.00
SEASONAL FUEL LIMIT MINIMUM	UNIT/DAY	-1.00	-1.00	-1.00	-1.00	-1.00	-1.00	-1.00
-------- YEAR 2012 --------								
SEASONAL FIXED FUEL COST	$000	0.00	0.00	0.00	458.93	458.93	0.00	0.00
-------- YEAR 2013 --------								
SEASONAL FIXED FUEL COST	$000	0.00	0.00	0.00	182.83	182.83	0.00	0.00

-------- YEAR 2014 --------								
SEASONAL FIXED FUEL COST	$000	0.00	0.00	0.00	188.16	188.16	0.00	0.00
-------- YEAR 2015 --------								
SEASONAL FIXED FUEL COST	$000	0.00	0.00	0.00	193.66	193.66	0.00	0.00
-------- YEAR 2016 --------								
SEASONAL FIXED FUEL COST	$000	0.00	0.00	0.00	199.32	199.32	0.00	0.00
-------- YEAR 2017 --------								
SEASONAL FIXED FUEL COST	$000	0.00	0.00	0.00	205.15	205.15	0.00	0.00
-------- YEAR 2018 --------								
SEASONAL FIXED FUEL COST	$000	0.00	0.00	0.00	211.15	211.15	0.00	0.00
-------- YEAR 2019 --------								
SEASONAL FIXED FUEL COST	$000	0.00	0.00	0.00	217.34	217.34	0.00	0.00
-------- YEAR 2020 --------								
SEASONAL FIXED FUEL COST	$000	0.00	0.00	0.00	223.71	223.71	0.00	0.00
-------- YEAR 2021 --------								
SEASONAL FIXED FUEL COST	$000	0.00	0.00	0.00	230.26	230.26	0.00	0.00
-------- YEAR 2022 --------								
SEASONAL FIXED FUEL COST	$000	0.00	0.00	0.00	237.01	237.01	0.00	0.00
-------- YEAR 2023 --------								
SEASONAL FIXED FUEL COST	$000	0.00	0.00	0.00	243.95	243.95	0.00	0.00
-------- YEAR 2024 --------								
SEASONAL FIXED FUEL COST	$000	0.00	0.00	0.00	251.10	251.10	0.00	0.00
-------- YEAR 2025 --------								
SEASONAL FIXED FUEL COST	$000	0.00	0.00	0.00	258.46	258.46	0.00	0.00
-------- YEAR 2026 --------								
SEASONAL FIXED FUEL COST	$000	0.00	0.00	0.00	266.03	266.03	0.00	0.00
-------- YEAR 2027 --------								
SEASONAL FIXED FUEL COST	$000	0.00	0.00	0.00	273.83	273.83	0.00	0.00
-------- YEAR 2028 --------								
SEASONAL FIXED FUEL COST	$000	0.00	0.00	0.00	281.85	281.85	0.00	0.00
-------- YEAR 2029 --------								
SEASONAL FIXED FUEL COST	$000	0.00	0.00	0.00	290.11	290.11	0.00	0.00
-------- YEAR 2030 --------								
SEASONAL FIXED FUEL COST	$000	0.00	0.00	0.00	298.61	298.61	0.00	0.00
-------- YEAR 2031 --------								
SEASONAL FIXED FUEL COST	$000	0.00	0.00	0.00	307.36	307.36	0.00	0.00
-------- YEAR 2032 --------								
SEASONAL FIXED FUEL COST	$000	0.00	0.00	0.00	316.36	316.36	0.00	0.00
-------- YEAR 2033 --------								
SEASONAL FIXED FUEL COST	$000	0.00	0.00	0.00	325.63	325.63	0.00	0.00

NOTE: DATA DISPLAYED AFTER 2011 ONLY IF
VALUE CHANGED FROM PREVIOUS YEAR.

AEP EAST
GENERATION AND FUEL MODULE
INPUT SUMMARY REPORT

QUALIFIER = GAF.INPUT.FUEL TYPE.

========== SEASON 10 OCTOBER ==========

FUEL		22 CSVL_4	23 CSVL_5	24 CSVL_6	25 COOK_1	26 COOK_2	27 GAVI_1	28 GAVI_2
-------- YEAR 2034 --------								
SEASONAL FIXED FUEL COST	$000	0.00	0.00	0.00	335.18	335.18	0.00	0.00
-------- YEAR 2035 --------								
SEASONAL FIXED FUEL COST	$000	0.00	0.00	0.00	344.99	344.99	0.00	0.00
-------- YEAR 2036 --------								
SEASONAL FIXED FUEL COST	$000	0.00	0.00	0.00	0.00	355.10	0.00	0.00
-------- YEAR 2037 --------								
SEASONAL FIXED FUEL COST	$000	0.00	0.00	0.00	0.00	365.51	0.00	0.00
-------- YEAR 2038 --------								
SEASONAL FIXED FUEL COST	$000	0.00	0.00	0.00	0.00	0.00	0.00	0.00
-------- YEAR 2039 --------								
-------- YEAR 2040 --------								

========== SEASON 10 OCTOBER ==========

FUEL		29 GLEN_5	30 GLEN_6	31 BS2 4.5	32 BS2 3.0	33 KAMM_1	34 KAMM_2	35 KAMM_3
-------- YEAR 2011 --------								
SEASONAL FIXED FUEL COST	$000	0.00	0.00	0.00	0.00	0.00	0.00	0.00
SEASONAL FUEL LIMIT MAXIMUM	UNIT/DAY	-1.00	-1.00	-1.00	-1.00	-1.00	-1.00	-1.00
SEASONAL FUEL LIMIT MINIMUM	UNIT/DAY	-1.00	-1.00	-1.00	-1.00	-1.00	-1.00	-1.00
-------- YEAR 2012 --------								
-------- YEAR 2013 --------								
-------- YEAR 2014 --------								
-------- YEAR 2015 --------								
-------- YEAR 2016 --------								
-------- YEAR 2017 --------								
-------- YEAR 2018 --------								
-------- YEAR 2019 --------								
-------- YEAR 2020 --------								
-------- YEAR 2021 --------								
-------- YEAR 2022 --------								
-------- YEAR 2023 --------								
-------- YEAR 2024 --------								
-------- YEAR 2025 --------								
-------- YEAR 2026 --------								
-------- YEAR 2027 --------								
-------- YEAR 2028 --------								
-------- YEAR 2029 --------								
-------- YEAR 2030 --------								
-------- YEAR 2031 --------								
-------- YEAR 2032 --------								
-------- YEAR 2033 --------								
-------- YEAR 2034 --------								
-------- YEAR 2035 --------								
-------- YEAR 2036 --------								
-------- YEAR 2037 --------								
-------- YEAR 2038 --------								
-------- YEAR 2039 --------								
-------- YEAR 2040 --------								

========== SEASON 10 OCTOBER ==========

FUEL		36 KANA_1	37 KANA_2	38 KYGE_1	39 KYGE_2	40 KYGE_3	41 KYGE_4	42 KYGE_5
-------- YEAR 2011 --------								
SEASONAL FIXED FUEL COST	$000	0.00	0.00	0.00	0.00	0.00	0.00	0.00
SEASONAL FUEL LIMIT MAXIMUM	UNIT/DAY	-1.00	-1.00	-1.00	-1.00	-1.00	-1.00	-1.00
SEASONAL FUEL LIMIT MINIMUM	UNIT/DAY	-1.00	-1.00	-1.00	-1.00	-1.00	-1.00	-1.00

-------- YEAR 2012 --------

-------- YEAR 2013 --------

-------- YEAR 2014 --------

-------- YEAR 2015 --------

-------- YEAR 2016 --------

-------- YEAR 2017 --------

-------- YEAR 2018 --------

-------- YEAR 2019 --------

-------- YEAR 2020 --------

-------- YEAR 2021 --------

-------- YEAR 2022 --------

-------- YEAR 2023 --------

-------- YEAR 2024 --------

-------- YEAR 2025 --------

-------- YEAR 2026 --------

-------- YEAR 2027 --------

-------- YEAR 2028 --------

-------- YEAR 2029 --------

-------- YEAR 2030 --------

-------- YEAR 2031 --------

-------- YEAR 2032 --------

-------- YEAR 2033 --------

-------- YEAR 2034 --------

-------- YEAR 2035 --------

-------- YEAR 2036 --------

-------- YEAR 2037 --------

-------- YEAR 2038 --------

-------- YEAR 2039 --------

-------- YEAR 2040 --------

NOTE: DATA DISPLAYED AFTER 2011 ONLY IF
VALUE CHANGED FROM PREVIOUS YEAR.

AEP EAST
GENERATION AND FUEL MODULE
INPUT SUMMARY REPORT

QUALIFIER = GAF.INPUT.FUEL TYPE.

========== SEASON 10 OCTOBER ==========

FUEL		43 MITC_1	44 MITC_2	45 MTNR_6.0	46 MUSK_1	47 MUSK_2	48 MUSK_3	49 MUSK_4
-------- YEAR 2011 --------								
SEASONAL FIXED FUEL COST	$000	0.00	0.00	0.00	0.00	0.00	0.00	0.00
SEASONAL FUEL LIMIT MAXIMUM	UNIT/DAY	-1.00	-1.00	-1.00	-1.00	-1.00	-1.00	-1.00
SEASONAL FUEL LIMIT MINIMUM	UNIT/DAY	-1.00	-1.00	-1.00	-1.00	-1.00	-1.00	-1.00
-------- YEAR 2012 --------								
-------- YEAR 2013 --------								
-------- YEAR 2014 --------								
-------- YEAR 2015 --------								
-------- YEAR 2016 --------								
-------- YEAR 2017 --------								
-------- YEAR 2018 --------								
-------- YEAR 2019 --------								
-------- YEAR 2020 --------								
-------- YEAR 2021 --------								
-------- YEAR 2022 --------								
-------- YEAR 2023 --------								
-------- YEAR 2024 --------								
-------- YEAR 2025 --------								
-------- YEAR 2026 --------								
-------- YEAR 2027 --------								
-------- YEAR 2028 --------								
-------- YEAR 2029 --------								
-------- YEAR 2030 --------								
-------- YEAR 2031 --------								
-------- YEAR 2032 --------								
-------- YEAR 2033 --------								
-------- YEAR 2034 --------								
-------- YEAR 2035 --------								
-------- YEAR 2036 --------								
-------- YEAR 2037 --------								
-------- YEAR 2038 --------								
-------- YEAR 2039 --------								
-------- YEAR 2040 --------								

========== SEASON 10 OCTOBER ==========

FUEL		50 MUSK_5	51 PSPN_1	52 PSPN_2	53 PSPN_3	54 PSPN_4	55 PSPN_5	56 PICW_5
-------- YEAR 2011 --------								
SEASONAL FIXED FUEL COST	$000	0.00	0.00	0.00	0.00	0.00	0.00	0.00
SEASONAL FUEL LIMIT MAXIMUM	UNIT/DAY	-1.00	-1.00	-1.00	-1.00	-1.00	-1.00	-1.00
SEASONAL FUEL LIMIT MINIMUM	UNIT/DAY	-1.00	-1.00	-1.00	-1.00	-1.00	-1.00	-1.00
-------- YEAR 2012 --------								
-------- YEAR 2013 --------								
-------- YEAR 2014 --------								
-------- YEAR 2015 --------								
-------- YEAR 2016 --------								
-------- YEAR 2017 --------								
-------- YEAR 2018 --------								
-------- YEAR 2019 --------								
-------- YEAR 2020 --------								
-------- YEAR 2021 --------								
-------- YEAR 2022 --------								
-------- YEAR 2023 --------								

-------- YEAR 2024 --------

-------- YEAR 2025 --------

-------- YEAR 2026 --------

-------- YEAR 2027 --------

-------- YEAR 2028 --------

-------- YEAR 2029 --------

-------- YEAR 2030 --------

-------- YEAR 2031 --------

-------- YEAR 2032 --------

-------- YEAR 2033 --------

-------- YEAR 2034 --------

-------- YEAR 2035 --------

-------- YEAR 2036 --------

-------- YEAR 2037 --------

-------- YEAR 2038 --------

-------- YEAR 2039 --------

-------- YEAR 2040 --------

========== SEASON 10 OCTOBER ==========

FUEL		57 BS2 1.7	58 ROCK_1IM	59 ROCK_2IM	60 ROCK_6P	61 STUA_1	62 STUA_2	63 STUA_3
-------- YEAR 2011 --------								
SEASONAL FIXED FUEL COST	$000	0.00	0.00	0.00	0.00	0.00	0.00	0.00
SEASONAL FUEL LIMIT MAXIMUM	UNIT/DAY	-1.00	-1.00	-1.00	-1.00	-1.00	-1.00	-1.00
SEASONAL FUEL LIMIT MINIMUM	UNIT/DAY	-1.00	-1.00	-1.00	-1.00	-1.00	-1.00	-1.00

-------- YEAR 2012 --------

-------- YEAR 2013 --------

-------- YEAR 2014 --------

-------- YEAR 2015 --------

-------- YEAR 2016 --------

-------- YEAR 2017 --------

-------- YEAR 2018 --------

-------- YEAR 2019 --------

-------- YEAR 2020 --------

NOTE: DATA DISPLAYED AFTER 2011 ONLY IF
VALUE CHANGED FROM PREVIOUS YEAR.

AEP EAST
GENERATION AND FUEL MODULE
INPUT SUMMARY REPORT

QUALIFIER = GAF.INPUT.FUEL TYPE.

========== SEASON 10 OCTOBER ==========

FUEL	57 BS2 1.7	58 ROCK_1IM	59 ROCK_2IM	60 ROCK_6P	61 STUA_1	62 STUA_2	63 STUA_3
-------- YEAR 2021 --------							
-------- YEAR 2022 --------							
-------- YEAR 2023 --------							
-------- YEAR 2024 --------							
-------- YEAR 2025 --------							
-------- YEAR 2026 --------							
-------- YEAR 2027 --------							
-------- YEAR 2028 --------							
-------- YEAR 2029 --------							
-------- YEAR 2030 --------							
-------- YEAR 2031 --------							
-------- YEAR 2032 --------							
-------- YEAR 2033 --------							
-------- YEAR 2034 --------							
-------- YEAR 2035 --------							
-------- YEAR 2036 --------							
-------- YEAR 2037 --------							
-------- YEAR 2038 --------							
-------- YEAR 2039 --------							
-------- YEAR 2040 --------							

========== SEASON 10 OCTOBER ==========

FUEL		64 STUA_4	65 BS1_ CC	66 TANN_1	67 TANN_2	68 TANN_3	69 TANN_4	70 ZIMM_1
-------- YEAR 2011 --------								
SEASONAL FIXED FUEL COST	$000	0.00	0.00	0.00	0.00	0.00	0.00	0.00
SEASONAL FUEL LIMIT MAXIMUM	UNIT/DAY	-1.00	-1.00	-1.00	-1.00	-1.00	-1.00	-1.00
SEASONAL FUEL LIMIT MINIMUM	UNIT/DAY	-1.00	-1.00	-1.00	-1.00	-1.00	-1.00	-1.00
-------- YEAR 2012 --------								
-------- YEAR 2013 --------								
-------- YEAR 2014 --------								
-------- YEAR 2015 --------								
-------- YEAR 2016 --------								
-------- YEAR 2017 --------								
-------- YEAR 2018 --------								
-------- YEAR 2019 --------								
-------- YEAR 2020 --------								
-------- YEAR 2021 --------								
-------- YEAR 2022 --------								
-------- YEAR 2023 --------								
-------- YEAR 2024 --------								
-------- YEAR 2025 --------								
-------- YEAR 2026 --------								
-------- YEAR 2027 --------								
-------- YEAR 2028 --------								
-------- YEAR 2029 --------								
-------- YEAR 2030 --------								
-------- YEAR 2031 --------								
-------- YEAR 2032 --------								
-------- YEAR 2033 --------								
-------- YEAR 2034 --------								

-------- YEAR 2035 --------

-------- YEAR 2036 --------

-------- YEAR 2037 --------

-------- YEAR 2038 --------

-------- YEAR 2039 --------

-------- YEAR 2040 --------

========== SEASON 10 OCTOBER ==========

FUEL		71 TCO_POOL	72 DOMINON	73 TCO_DELV	74 CEREDO	75 DARBY	76 DRESDEN	77 LAWRNG
-------- YEAR 2011 --------								
SEASONAL FIXED FUEL COST	$000	0.00	0.00	0.00	0.00	0.00	0.00	0.00
SEASONAL FUEL LIMIT MAXIMUM	UNIT/DAY	-1.00	-1.00	-1.00	-1.00	-1.00	-1.00	-1.00
SEASONAL FUEL LIMIT MINIMUM	UNIT/DAY	-1.00	-1.00	-1.00	-1.00	-1.00	-1.00	-1.00

-------- YEAR 2012 --------

-------- YEAR 2013 --------

-------- YEAR 2014 --------

-------- YEAR 2015 --------

-------- YEAR 2016 --------

-------- YEAR 2017 --------

-------- YEAR 2018 --------

-------- YEAR 2019 --------

-------- YEAR 2020 --------

-------- YEAR 2021 --------

-------- YEAR 2022 --------

-------- YEAR 2023 --------

-------- YEAR 2024 --------

-------- YEAR 2025 --------

-------- YEAR 2026 --------

-------- YEAR 2027 --------

-------- YEAR 2028 --------

-------- YEAR 2029 --------

-------- YEAR 2030 --------

-------- YEAR 2031 --------

-------- YEAR 2032 --------

NOTE: DATA DISPLAYED AFTER 2011 ONLY IF
VALUE CHANGED FROM PREVIOUS YEAR.

AEP EAST
GENERATION AND FUEL MODULE
INPUT SUMMARY REPORT

QUALIFIER = GAF.INPUT.FUEL TYPE.

========== SEASON 10 OCTOBER ==========

FUEL		71 TCO_PO0L	72 DOMINON	73 TCO_DELV	74 CEREDO	75 DARBY	76 DRESDEN	77 LAWRNG
-------- YEAR 2033 --------								
-------- YEAR 2034 --------								
-------- YEAR 2035 --------								
-------- YEAR 2036 --------								
-------- YEAR 2037 --------								
-------- YEAR 2038 --------								
-------- YEAR 2039 --------								
-------- YEAR 2040 --------								

========== SEASON 10 OCTOBER ==========

FUEL		78 ROBMONE	79 WATERFOR	80 ROCK_5.1	81 MR5_NGCC	139 PC_S_NE8	140 STKR_BIO	141 MR5_CO
-------- YEAR 2011 --------								
SEASONAL FIXED FUEL COST	$000	0.00	0.00	0.00	0.00	0.00	0.00	0.00
SEASONAL FUEL LIMIT MAXIMUM	UNIT/DAY	-1.00	-1.00	-1.00	-1.00	-1.00	-1.00	-1.00
SEASONAL FUEL LIMIT MINIMUM	UNIT/DAY	-1.00	-1.00	-1.00	-1.00	-1.00	-1.00	-1.00
-------- YEAR 2012 --------								
-------- YEAR 2013 --------								
-------- YEAR 2014 --------								
-------- YEAR 2015 --------								
-------- YEAR 2016 --------								
-------- YEAR 2017 --------								
-------- YEAR 2018 --------								
-------- YEAR 2019 --------								
-------- YEAR 2020 --------								
-------- YEAR 2021 --------								
-------- YEAR 2022 --------								
-------- YEAR 2023 --------								
-------- YEAR 2024 --------								
-------- YEAR 2025 --------								
-------- YEAR 2026 --------								
-------- YEAR 2027 --------								
-------- YEAR 2028 --------								
-------- YEAR 2029 --------								
-------- YEAR 2030 --------								
-------- YEAR 2031 --------								
-------- YEAR 2032 --------								
-------- YEAR 2033 --------								
-------- YEAR 2034 --------								
-------- YEAR 2035 --------								
-------- YEAR 2036 --------								
-------- YEAR 2037 --------								
-------- YEAR 2038 --------								
-------- YEAR 2039 --------								
-------- YEAR 2040 --------								

========== SEASON 10 OCTOBER ==========

FUEL		143 AM3_BIO	144 BS2_SEP	146 MNTR_BIO	147 TNR4_SEP	148 SRT1_SEP	149 SRT1_BIO	150 SRT2_SEP
-------- YEAR 2011 --------								
SEASONAL FIXED FUEL COST	$000	0.00	0.00	0.00	0.00	0.00	0.00	0.00
SEASONAL FUEL LIMIT MAXIMUM	UNIT/DAY	-1.00	-1.00	-1.00	-1.00	-1.00	-1.00	-1.00
SEASONAL FUEL LIMIT MINIMUM	UNIT/DAY	-1.00	-1.00	-1.00	-1.00	-1.00	-1.00	-1.00
-------- YEAR 2012 --------								
-------- YEAR 2013 --------								

-------- YEAR 2014 --------

-------- YEAR 2015 --------

-------- YEAR 2016 --------

-------- YEAR 2017 --------

-------- YEAR 2018 --------

-------- YEAR 2019 --------

-------- YEAR 2020 --------

-------- YEAR 2021 --------

-------- YEAR 2022 --------

-------- YEAR 2023 --------

-------- YEAR 2024 --------

-------- YEAR 2025 --------

-------- YEAR 2026 --------

-------- YEAR 2027 --------

-------- YEAR 2028 --------

-------- YEAR 2029 --------

-------- YEAR 2030 --------

-------- YEAR 2031 --------

-------- YEAR 2032 --------

-------- YEAR 2033 --------

-------- YEAR 2034 --------

-------- YEAR 2035 --------

-------- YEAR 2036 --------

-------- YEAR 2037 --------

-------- YEAR 2038 --------

-------- YEAR 2039 --------

-------- YEAR 2040 --------

========== SEASON 10 OCTOBER ==========

FUEL		151 SRT2_BIO	152 SRT3_SEP	153 SRT3_BIO	154 SRT4_SEP	155 MR5_SI	156 RP1_BIO	157 RP2_BIO
-------- YEAR 2011 --------								
SEASONAL FIXED FUEL COST	$000	0.00	0.00	0.00	0.00	0.00	0.00	0.00
SEASONAL FUEL LIMIT MAXIMUM	UNIT/DAY	-1.00	-1.00	-1.00	-1.00	-1.00	-1.00	-1.00

NOTE: DATA DISPLAYED AFTER 2011 ONLY IF
VALUE CHANGED FROM PREVIOUS YEAR.

AEP EAST
GENERATION AND FUEL MODULE
INPUT SUMMARY REPORT

QUALIFIER = GAF.INPUT.FUEL TYPE.

========== SEASON 10 OCTOBER ==========

FUEL		151 SRT2_BIO	152 SRT3_SEP	153 SRT3_BIO	154 SRT4_SEP	155 MR5_SI	156 RP1_BIO	157 RP2_BIO
-------- YEAR 2011 --------								
SEASONAL FUEL LIMIT MINIMUM	UNIT/DAY	-1.00	-1.00	-1.00	-1.00	-1.00	-1.00	-1.00
-------- YEAR 2012 --------								
-------- YEAR 2013 --------								
-------- YEAR 2014 --------								
-------- YEAR 2015 --------								
-------- YEAR 2016 --------								
-------- YEAR 2017 --------								
-------- YEAR 2018 --------								
-------- YEAR 2019 --------								
-------- YEAR 2020 --------								
-------- YEAR 2021 --------								
-------- YEAR 2022 --------								
-------- YEAR 2023 --------								
-------- YEAR 2024 --------								
-------- YEAR 2025 --------								
-------- YEAR 2026 --------								
-------- YEAR 2027 --------								
-------- YEAR 2028 --------								
-------- YEAR 2029 --------								
-------- YEAR 2030 --------								
-------- YEAR 2031 --------								
-------- YEAR 2032 --------								
-------- YEAR 2033 --------								
-------- YEAR 2034 --------								
-------- YEAR 2035 --------								
-------- YEAR 2036 --------								
-------- YEAR 2037 --------								
-------- YEAR 2038 --------								
-------- YEAR 2039 --------								
-------- YEAR 2040 --------								

========== SEASON 11 NOVEMBER ==========

FUEL		1 AMOS_1	2 AMOS_2	3 AMOS_3	4 BECK_6	5 BIGS_1	6 BIGS_2	7 CARD_1
-------- YEAR 2011 --------								
SEASONAL FIXED FUEL COST	$000	0.00	0.00	0.00	0.00	0.00	0.00	0.00
SEASONAL FUEL LIMIT MAXIMUM	UNIT/DAY	-1.00	-1.00	-1.00	-1.00	-1.00	-1.00	-1.00
SEASONAL FUEL LIMIT MINIMUM	UNIT/DAY	-1.00	-1.00	-1.00	-1.00	-1.00	-1.00	-1.00
-------- YEAR 2012 --------								
-------- YEAR 2013 --------								
-------- YEAR 2014 --------								
-------- YEAR 2015 --------								
-------- YEAR 2016 --------								
-------- YEAR 2017 --------								
-------- YEAR 2018 --------								
-------- YEAR 2019 --------								
-------- YEAR 2020 --------								
-------- YEAR 2021 --------								
-------- YEAR 2022 --------								
-------- YEAR 2023 --------								
-------- YEAR 2024 --------								

-------- YEAR 2025 --------

-------- YEAR 2026 --------

-------- YEAR 2027 --------

-------- YEAR 2028 --------

-------- YEAR 2029 --------

-------- YEAR 2030 --------

-------- YEAR 2031 --------

-------- YEAR 2032 --------

-------- YEAR 2033 --------

-------- YEAR 2034 --------

-------- YEAR 2035 --------

-------- YEAR 2036 --------

-------- YEAR 2037 --------

-------- YEAR 2038 --------

-------- YEAR 2039 --------

-------- YEAR 2040 --------

========== SEASON 11 NOVEMBER ==========

FUEL		8 CARD_2	9 CARD_3	10 CLIF_1	11 CLIF_2	12 CLIF_3	13 CLIF_4	14 CLIF_5
-------- YEAR 2011 --------								
SEASONAL FIXED FUEL COST	$000	0.00	0.00	0.00	0.00	0.00	0.00	0.00
SEASONAL FUEL LIMIT MAXIMUM	UNIT/DAY	-1.00	-1.00	-1.00	-1.00	-1.00	-1.00	-1.00
SEASONAL FUEL LIMIT MINIMUM	UNIT/DAY	-1.00	-1.00	-1.00	-1.00	-1.00	-1.00	-1.00

-------- YEAR 2012 --------

-------- YEAR 2013 --------

-------- YEAR 2014 --------

-------- YEAR 2015 --------

-------- YEAR 2016 --------

-------- YEAR 2017 --------

-------- YEAR 2018 --------

-------- YEAR 2019 --------

-------- YEAR 2020 --------

-------- YEAR 2021 --------

NOTE: DATA DISPLAYED AFTER 2011 ONLY IF
VALUE CHANGED FROM PREVIOUS YEAR.

AEP EAST
GENERATION AND FUEL MODULE
INPUT SUMMARY REPORT

QUALIFIER = GAF.INPUT.FUEL TYPE.

========== SEASON 11 NOVEMBER ==========

FUEL	8 CARD_2	9 CARD_3	10 CLIF_1	11 CLIF_2	12 CLIF_3	13 CLIF_4	14 CLIF_5
-------- YEAR 2022 --------							
-------- YEAR 2023 --------							
-------- YEAR 2024 --------							
-------- YEAR 2025 --------							
-------- YEAR 2026 --------							
-------- YEAR 2027 --------							
-------- YEAR 2028 --------							
-------- YEAR 2029 --------							
-------- YEAR 2030 --------							
-------- YEAR 2031 --------							
-------- YEAR 2032 --------							
-------- YEAR 2033 --------							
-------- YEAR 2034 --------							
-------- YEAR 2035 --------							
-------- YEAR 2036 --------							
-------- YEAR 2037 --------							
-------- YEAR 2038 --------							
-------- YEAR 2039 --------							
-------- YEAR 2040 --------							

========== SEASON 11 NOVEMBER ==========

FUEL		15 CLIF_6	16 CLIN_1	17 CLIN_2	18 CLIN_3	19 CSVL_1	20 CSVL_2	21 CSVL_3
-------- YEAR 2011 --------								
SEASONAL FIXED FUEL COST	$000	0.00	0.00	0.00	0.00	0.00	0.00	0.00
SEASONAL FUEL LIMIT MAXIMUM	UNIT/DAY	-1.00	-1.00	-1.00	-1.00	-1.00	-1.00	-1.00
SEASONAL FUEL LIMIT MINIMUM	UNIT/DAY	-1.00	-1.00	-1.00	-1.00	-1.00	-1.00	-1.00
-------- YEAR 2012 --------								
-------- YEAR 2013 --------								
-------- YEAR 2014 --------								
-------- YEAR 2015 --------								
-------- YEAR 2016 --------								
-------- YEAR 2017 --------								
-------- YEAR 2018 --------								
-------- YEAR 2019 --------								
-------- YEAR 2020 --------								
-------- YEAR 2021 --------								
-------- YEAR 2022 --------								
-------- YEAR 2023 --------								
-------- YEAR 2024 --------								
-------- YEAR 2025 --------								
-------- YEAR 2026 --------								
-------- YEAR 2027 --------								
-------- YEAR 2028 --------								
-------- YEAR 2029 --------								
-------- YEAR 2030 --------								
-------- YEAR 2031 --------								
-------- YEAR 2032 --------								
-------- YEAR 2033 --------								
-------- YEAR 2034 --------								
-------- YEAR 2035 --------								

-------- YEAR 2036 --------

-------- YEAR 2037 --------

-------- YEAR 2038 --------

-------- YEAR 2039 --------

-------- YEAR 2040 --------

========== SEASON 11 NOVEMBER ==========

FUEL		22 CSVL_4	23 CSVL_5	24 CSVL_6	25 COOK_1	26 COOK_2	27 GAVI_1	28 GAVI_2
-------- YEAR 2011 --------								
SEASONAL FIXED FUEL COST	$000	0.00	0.00	0.00	803.90	803.90	0.00	0.00
SEASONAL FUEL LIMIT MAXIMUM	UNIT/DAY	-1.00	-1.00	-1.00	-1.00	-1.00	-1.00	-1.00
SEASONAL FUEL LIMIT MINIMUM	UNIT/DAY	-1.00	-1.00	-1.00	-1.00	-1.00	-1.00	-1.00
-------- YEAR 2012 --------								
SEASONAL FIXED FUEL COST	$000	0.00	0.00	0.00	808.93	808.93	0.00	0.00
-------- YEAR 2013 --------								
SEASONAL FIXED FUEL COST	$000	0.00	0.00	0.00	532.83	532.83	0.00	0.00
-------- YEAR 2014 --------								
SEASONAL FIXED FUEL COST	$000	0.00	0.00	0.00	538.16	538.16	0.00	0.00
-------- YEAR 2015 --------								
SEASONAL FIXED FUEL COST	$000	0.00	0.00	0.00	543.66	543.66	0.00	0.00
-------- YEAR 2016 --------								
SEASONAL FIXED FUEL COST	$000	0.00	0.00	0.00	549.32	549.32	0.00	0.00
-------- YEAR 2017 --------								
SEASONAL FIXED FUEL COST	$000	0.00	0.00	0.00	555.15	555.15	0.00	0.00
-------- YEAR 2018 --------								
SEASONAL FIXED FUEL COST	$000	0.00	0.00	0.00	561.15	561.15	0.00	0.00
-------- YEAR 2019 --------								
SEASONAL FIXED FUEL COST	$000	0.00	0.00	0.00	567.34	567.34	0.00	0.00
-------- YEAR 2020 --------								
SEASONAL FIXED FUEL COST	$000	0.00	0.00	0.00	573.71	573.71	0.00	0.00
-------- YEAR 2021 --------								
SEASONAL FIXED FUEL COST	$000	0.00	0.00	0.00	580.03	580.03	0.00	0.00
-------- YEAR 2022 --------								
SEASONAL FIXED FUEL COST	$000	0.00	0.00	0.00	586.54	586.54	0.00	0.00
-------- YEAR 2023 --------								
SEASONAL FIXED FUEL COST	$000	0.00	0.00	0.00	593.01	593.01	0.00	0.00
-------- YEAR 2024 --------								
SEASONAL FIXED FUEL COST	$000	0.00	0.00	0.00	599.67	599.67	0.00	0.00
-------- YEAR 2025 --------								
SEASONAL FIXED FUEL COST	$000	0.00	0.00	0.00	606.28	606.28	0.00	0.00

NOTE: DATA DISPLAYED AFTER 2011 ONLY IF
VALUE CHANGED FROM PREVIOUS YEAR.

AEP EAST
GENERATION AND FUEL MODULE
INPUT SUMMARY REPORT

QUALIFIER = GAF.INPUT.FUEL TYPE.

========== SEASON 11 NOVEMBER ==========

FUEL		22 CSVL_4	23 CSVL_5	24 CSVL_6	25 COOK_1	26 COOK_2	27 GAVI_1	28 GAVI_2
-------- YEAR 2026 --------								
SEASONAL FIXED FUEL COST	$000	0.00	0.00	0.00	613.08	613.08	0.00	0.00
-------- YEAR 2027 --------								
SEASONAL FIXED FUEL COST	$000	0.00	0.00	0.00	619.84	619.84	0.00	0.00
-------- YEAR 2028 --------								
SEASONAL FIXED FUEL COST	$000	0.00	0.00	0.00	626.80	626.80	0.00	0.00
-------- YEAR 2029 --------								
SEASONAL FIXED FUEL COST	$000	0.00	0.00	0.00	633.71	633.71	0.00	0.00
-------- YEAR 2030 --------								
SEASONAL FIXED FUEL COST	$000	0.00	0.00	0.00	640.83	640.83	0.00	0.00
-------- YEAR 2031 --------								
SEASONAL FIXED FUEL COST	$000	0.00	0.00	0.00	647.89	647.89	0.00	0.00
-------- YEAR 2032 --------								
SEASONAL FIXED FUEL COST	$000	0.00	0.00	0.00	655.16	655.16	0.00	0.00
-------- YEAR 2033 --------								
SEASONAL FIXED FUEL COST	$000	0.00	0.00	0.00	662.38	662.38	0.00	0.00
-------- YEAR 2034 --------								
SEASONAL FIXED FUEL COST	$000	0.00	0.00	0.00	669.82	669.82	0.00	0.00
-------- YEAR 2035 --------								
SEASONAL FIXED FUEL COST	$000	0.00	0.00	0.00	677.20	677.20	0.00	0.00
-------- YEAR 2036 --------								
SEASONAL FIXED FUEL COST	$000	0.00	0.00	0.00	0.00	684.81	0.00	0.00
-------- YEAR 2037 --------								
SEASONAL FIXED FUEL COST	$000	0.00	0.00	0.00	0.00	692.36	0.00	0.00
-------- YEAR 2038 --------								
SEASONAL FIXED FUEL COST	$000	0.00	0.00	0.00	0.00	0.00	0.00	0.00
-------- YEAR 2039 --------								
-------- YEAR 2040 --------								

========== SEASON 11 NOVEMBER ==========

FUEL		29 GLEN_5	30 GLEN_6	31 BS2 4.5	32 BS2 3.0	33 KAMM_1	34 KAMM_2	35 KAMM_3
-------- YEAR 2011 --------								
SEASONAL FIXED FUEL COST	$000	0.00	0.00	0.00	0.00	0.00	0.00	0.00
SEASONAL FUEL LIMIT MAXIMUM	UNIT/DAY	-1.00	-1.00	-1.00	-1.00	-1.00	-1.00	-1.00
SEASONAL FUEL LIMIT MINIMUM	UNIT/DAY	-1.00	-1.00	-1.00	-1.00	-1.00	-1.00	-1.00
-------- YEAR 2012 --------								
-------- YEAR 2013 --------								
-------- YEAR 2014 --------								
-------- YEAR 2015 --------								
-------- YEAR 2016 --------								
-------- YEAR 2017 --------								
-------- YEAR 2018 --------								
-------- YEAR 2019 --------								
-------- YEAR 2020 --------								
-------- YEAR 2021 --------								
-------- YEAR 2022 --------								
-------- YEAR 2023 --------								
-------- YEAR 2024 --------								
-------- YEAR 2025 --------								
-------- YEAR 2026 --------								
-------- YEAR 2027 --------								
-------- YEAR 2028 --------								
-------- YEAR 2029 --------								
-------- YEAR 2030 --------								
-------- YEAR 2031 --------								
-------- YEAR 2032 --------								
-------- YEAR 2033 --------								

-------- YEAR 2034 --------

-------- YEAR 2035 --------

-------- YEAR 2036 --------

-------- YEAR 2037 --------

-------- YEAR 2038 --------

-------- YEAR 2039 --------

-------- YEAR 2040 --------

========== SEASON 11 NOVEMBER ==========

FUEL		36 KANA_1	37 KANA_2	38 KYGE_1	39 KYGE_2	40 KYGE_3	41 KYGE_4	42 KYGE_5
-------- YEAR 2011 --------								
SEASONAL FIXED FUEL COST	$000	0.00	0.00	0.00	0.00	0.00	0.00	0.00
SEASONAL FUEL LIMIT MAXIMUM	UNIT/DAY	-1.00	-1.00	-1.00	-1.00	-1.00	-1.00	-1.00
SEASONAL FUEL LIMIT MINIMUM	UNIT/DAY	-1.00	-1.00	-1.00	-1.00	-1.00	-1.00	-1.00

-------- YEAR 2012 --------

-------- YEAR 2013 --------

-------- YEAR 2014 --------

-------- YEAR 2015 --------

-------- YEAR 2016 --------

-------- YEAR 2017 --------

-------- YEAR 2018 --------

-------- YEAR 2019 --------

-------- YEAR 2020 --------

-------- YEAR 2021 --------

-------- YEAR 2022 --------

-------- YEAR 2023 --------

-------- YEAR 2024 --------

-------- YEAR 2025 --------

-------- YEAR 2026 --------

-------- YEAR 2027 --------

-------- YEAR 2028 --------

-------- YEAR 2029 --------

-------- YEAR 2030 --------

NOTE: DATA DISPLAYED AFTER 2011 ONLY IF
VALUE CHANGED FROM PREVIOUS YEAR.

AEP EAST
GENERATION AND FUEL MODULE
INPUT SUMMARY REPORT

QUALIFIER = GAF.INPUT.FUEL TYPE.

========== SEASON 11 NOVEMBER ==========

FUEL		36 KANA_1	37 KANA_2	38 KYGE_1	39 KYGE_2	40 KYGE_3	41 KYGE_4	42 KYGE_5
-------- YEAR 2031 --------								
-------- YEAR 2032 --------								
-------- YEAR 2033 --------								
-------- YEAR 2034 --------								
-------- YEAR 2035 --------								
-------- YEAR 2036 --------								
-------- YEAR 2037 --------								
-------- YEAR 2038 --------								
-------- YEAR 2039 --------								
-------- YEAR 2040 --------								

========== SEASON 11 NOVEMBER ==========

FUEL		43 MITC_1	44 MITC_2	45 MTNR_6.0	46 MUSK_1	47 MUSK_2	48 MUSK_3	49 MUSK_4
-------- YEAR 2011 --------								
SEASONAL FIXED FUEL COST	$000	0.00	0.00	0.00	0.00	0.00	0.00	0.00
SEASONAL FUEL LIMIT MAXIMUM	UNIT/DAY	-1.00	-1.00	-1.00	-1.00	-1.00	-1.00	-1.00
SEASONAL FUEL LIMIT MINIMUM	UNIT/DAY	-1.00	-1.00	-1.00	-1.00	-1.00	-1.00	-1.00
-------- YEAR 2012 --------								
-------- YEAR 2013 --------								
-------- YEAR 2014 --------								
-------- YEAR 2015 --------								
-------- YEAR 2016 --------								
-------- YEAR 2017 --------								
-------- YEAR 2018 --------								
-------- YEAR 2019 --------								
-------- YEAR 2020 --------								
-------- YEAR 2021 --------								
-------- YEAR 2022 --------								
-------- YEAR 2023 --------								
-------- YEAR 2024 --------								
-------- YEAR 2025 --------								
-------- YEAR 2026 --------								
-------- YEAR 2027 --------								
-------- YEAR 2028 --------								
-------- YEAR 2029 --------								
-------- YEAR 2030 --------								
-------- YEAR 2031 --------								
-------- YEAR 2032 --------								
-------- YEAR 2033 --------								
-------- YEAR 2034 --------								
-------- YEAR 2035 --------								
-------- YEAR 2036 --------								
-------- YEAR 2037 --------								
-------- YEAR 2038 --------								
-------- YEAR 2039 --------								
-------- YEAR 2040 --------								

========== SEASON 11 NOVEMBER ==========

FUEL		50 MUSK_5	51 PSPN_1	52 PSPN_2	53 PSPN_3	54 PSPN_4	55 PSPN_5	56 PICW_5
-------- YEAR 2011 --------								
SEASONAL FIXED FUEL COST	$000	0.00	0.00	0.00	0.00	0.00	0.00	0.00
SEASONAL FUEL LIMIT MAXIMUM	UNIT/DAY	-1.00	-1.00	-1.00	-1.00	-1.00	-1.00	-1.00
SEASONAL FUEL LIMIT MINIMUM	UNIT/DAY	-1.00	-1.00	-1.00	-1.00	-1.00	-1.00	-1.00

-------- YEAR 2012 --------

-------- YEAR 2013 --------

-------- YEAR 2014 --------

-------- YEAR 2015 --------

-------- YEAR 2016 --------

-------- YEAR 2017 --------

-------- YEAR 2018 --------

-------- YEAR 2019 --------

-------- YEAR 2020 --------

-------- YEAR 2021 --------

-------- YEAR 2022 --------

-------- YEAR 2023 --------

-------- YEAR 2024 --------

-------- YEAR 2025 --------

-------- YEAR 2026 --------

-------- YEAR 2027 --------

-------- YEAR 2028 --------

-------- YEAR 2029 --------

-------- YEAR 2030 --------

-------- YEAR 2031 --------

-------- YEAR 2032 --------

-------- YEAR 2033 --------

-------- YEAR 2034 --------

-------- YEAR 2035 --------

-------- YEAR 2036 --------

-------- YEAR 2037 --------

-------- YEAR 2038 --------

-------- YEAR 2039 --------

-------- YEAR 2040 --------

NOTE: DATA DISPLAYED AFTER 2011 ONLY IF
VALUE CHANGED FROM PREVIOUS YEAR.

AEP EAST
GENERATION AND FUEL MODULE
INPUT SUMMARY REPORT

QUALIFIER = GAF.INPUT.FUEL TYPE.

========== SEASON 11 NOVEMBER ==========

FUEL		57 BS2 1.7	58 ROCK_1IM	59 ROCK_2IM	60 ROCK_6P	61 STUA_1	62 STUA_2	63 STUA_3
-------- YEAR 2011 --------								
SEASONAL FIXED FUEL COST	$000	0.00	0.00	0.00	0.00	0.00	0.00	0.00
SEASONAL FUEL LIMIT MAXIMUM	UNIT/DAY	-1.00	-1.00	-1.00	-1.00	-1.00	-1.00	-1.00
SEASONAL FUEL LIMIT MINIMUM	UNIT/DAY	-1.00	-1.00	-1.00	-1.00	-1.00	-1.00	-1.00
-------- YEAR 2012 --------								
-------- YEAR 2013 --------								
-------- YEAR 2014 --------								
-------- YEAR 2015 --------								
-------- YEAR 2016 --------								
-------- YEAR 2017 --------								
-------- YEAR 2018 --------								
-------- YEAR 2019 --------								
-------- YEAR 2020 --------								
-------- YEAR 2021 --------								
-------- YEAR 2022 --------								
-------- YEAR 2023 --------								
-------- YEAR 2024 --------								
-------- YEAR 2025 --------								
-------- YEAR 2026 --------								
-------- YEAR 2027 --------								
-------- YEAR 2028 --------								
-------- YEAR 2029 --------								
-------- YEAR 2030 --------								
-------- YEAR 2031 --------								
-------- YEAR 2032 --------								
-------- YEAR 2033 --------								
-------- YEAR 2034 --------								
-------- YEAR 2035 --------								
-------- YEAR 2036 --------								
-------- YEAR 2037 --------								
-------- YEAR 2038 --------								
-------- YEAR 2039 --------								
-------- YEAR 2040 --------								

========== SEASON 11 NOVEMBER ==========

FUEL		64 STUA_4	65 BS1_ CC	66 TANN_1	67 TANN_2	68 TANN_3	69 TANN_4	70 ZIMM_1
-------- YEAR 2011 --------								
SEASONAL FIXED FUEL COST	$000	0.00	0.00	0.00	0.00	0.00	0.00	0.00
SEASONAL FUEL LIMIT MAXIMUM	UNIT/DAY	-1.00	-1.00	-1.00	-1.00	-1.00	-1.00	-1.00
SEASONAL FUEL LIMIT MINIMUM	UNIT/DAY	-1.00	-1.00	-1.00	-1.00	-1.00	-1.00	-1.00
-------- YEAR 2012 --------								
-------- YEAR 2013 --------								
-------- YEAR 2014 --------								
-------- YEAR 2015 --------								
-------- YEAR 2016 --------								
-------- YEAR 2017 --------								
-------- YEAR 2018 --------								
-------- YEAR 2019 --------								
-------- YEAR 2020 --------								
-------- YEAR 2021 --------								
-------- YEAR 2022 --------								
-------- YEAR 2023 --------								

-------- YEAR 2024 --------

-------- YEAR 2025 --------

-------- YEAR 2026 --------

-------- YEAR 2027 --------

-------- YEAR 2028 --------

-------- YEAR 2029 --------

-------- YEAR 2030 --------

-------- YEAR 2031 --------

-------- YEAR 2032 --------

-------- YEAR 2033 --------

-------- YEAR 2034 --------

-------- YEAR 2035 --------

-------- YEAR 2036 --------

-------- YEAR 2037 --------

-------- YEAR 2038 --------

-------- YEAR 2039 --------

-------- YEAR 2040 --------

========== SEASON 11 NOVEMBER ==========

FUEL		71 TCO_POOL	72 DOMINON	73 TCO_DELV	74 CEREDO	75 DARBY	76 DRESDEN	77 LAWRNG
-------- YEAR 2011 --------								
SEASONAL FIXED FUEL COST	$000	0.00	0.00	0.00	0.00	0.00	0.00	0.00
SEASONAL FUEL LIMIT MAXIMUM	UNIT/DAY	-1.00	-1.00	-1.00	-1.00	-1.00	-1.00	-1.00
SEASONAL FUEL LIMIT MINIMUM	UNIT/DAY	-1.00	-1.00	-1.00	-1.00	-1.00	-1.00	-1.00

-------- YEAR 2012 --------

-------- YEAR 2013 --------

-------- YEAR 2014 --------

-------- YEAR 2015 --------

-------- YEAR 2016 --------

-------- YEAR 2017 --------

-------- YEAR 2018 --------

-------- YEAR 2019 --------

-------- YEAR 2020 --------

NOTE: DATA DISPLAYED AFTER 2011 ONLY IF
VALUE CHANGED FROM PREVIOUS YEAR.

AEP EAST
GENERATION AND FUEL MODULE
INPUT SUMMARY REPORT

QUALIFIER = GAF.INPUT.FUEL TYPE.

========== SEASON 11 NOVEMBER ==========

FUEL	71 TCO_POOL	72 DOMINON	73 TCO_DELV	74 CEREDO	75 DARBY	76 DRESDEN	77 LAWRNG
-------- YEAR 2021 --------							
-------- YEAR 2022 --------							
-------- YEAR 2023 --------							
-------- YEAR 2024 --------							
-------- YEAR 2025 --------							
-------- YEAR 2026 --------							
-------- YEAR 2027 --------							
-------- YEAR 2028 --------							
-------- YEAR 2029 --------							
-------- YEAR 2030 --------							
-------- YEAR 2031 --------							
-------- YEAR 2032 --------							
-------- YEAR 2033 --------							
-------- YEAR 2034 --------							
-------- YEAR 2035 --------							
-------- YEAR 2036 --------							
-------- YEAR 2037 --------							
-------- YEAR 2038 --------							
-------- YEAR 2039 --------							
-------- YEAR 2040 --------							

========== SEASON 11 NOVEMBER ==========

FUEL		78 ROBMONE	79 WATERFOR	80 ROCK_5.1	81 MR5_NGCC	139 PC_S_NE8	140 STKR_BIO	141 MR5_CO
-------- YEAR 2011 --------								
SEASONAL FIXED FUEL COST	$000	0.00	0.00	0.00	0.00	0.00	0.00	0.00
SEASONAL FUEL LIMIT MAXIMUM	UNIT/DAY	-1.00	-1.00	-1.00	-1.00	-1.00	-1.00	-1.00
SEASONAL FUEL LIMIT MINIMUM	UNIT/DAY	-1.00	-1.00	-1.00	-1.00	-1.00	-1.00	-1.00
-------- YEAR 2012 --------								
-------- YEAR 2013 --------								
-------- YEAR 2014 --------								
-------- YEAR 2015 --------								
-------- YEAR 2016 --------								
-------- YEAR 2017 --------								
-------- YEAR 2018 --------								
-------- YEAR 2019 --------								
-------- YEAR 2020 --------								
-------- YEAR 2021 --------								
-------- YEAR 2022 --------								
-------- YEAR 2023 --------								
-------- YEAR 2024 --------								
-------- YEAR 2025 --------								
-------- YEAR 2026 --------								
-------- YEAR 2027 --------								
-------- YEAR 2028 --------								
-------- YEAR 2029 --------								
-------- YEAR 2030 --------								
-------- YEAR 2031 --------								
-------- YEAR 2032 --------								
-------- YEAR 2033 --------								
-------- YEAR 2034 --------								

-------- YEAR 2035 --------

-------- YEAR 2036 --------

-------- YEAR 2037 --------

-------- YEAR 2038 --------

-------- YEAR 2039 --------

-------- YEAR 2040 --------

========== SEASON 11 NOVEMBER ==========

FUEL		143 AM3_BIO	144 BS2_SEP	146 MNTR_BIO	147 TNR4_SEP	148 SRT1_SEP	149 SRT1_BIO	150 SRT2_SEP
-------- YEAR 2011 --------								
SEASONAL FIXED FUEL COST	$000	0.00	0.00	0.00	0.00	0.00	0.00	0.00
SEASONAL FUEL LIMIT MAXIMUM	UNIT/DAY	-1.00	-1.00	-1.00	-1.00	-1.00	-1.00	-1.00
SEASONAL FUEL LIMIT MINIMUM	UNIT/DAY	-1.00	-1.00	-1.00	-1.00	-1.00	-1.00	-1.00

-------- YEAR 2012 --------

-------- YEAR 2013 --------

-------- YEAR 2014 --------

-------- YEAR 2015 --------

-------- YEAR 2016 --------

-------- YEAR 2017 --------

-------- YEAR 2018 --------

-------- YEAR 2019 --------

-------- YEAR 2020 --------

-------- YEAR 2021 --------

-------- YEAR 2022 --------

-------- YEAR 2023 --------

-------- YEAR 2024 --------

-------- YEAR 2025 --------

-------- YEAR 2026 --------

-------- YEAR 2027 --------

-------- YEAR 2028 --------

-------- YEAR 2029 --------

-------- YEAR 2030 --------

-------- YEAR 2031 --------

-------- YEAR 2032 --------

NOTE: DATA DISPLAYED AFTER 2011 ONLY IF
VALUE CHANGED FROM PREVIOUS YEAR.

AEP EAST
GENERATION AND FUEL MODULE
INPUT SUMMARY REPORT

QUALIFIER = GAF.INPUT.FUEL TYPE.

========== SEASON 11 NOVEMBER ==========

FUEL		143 AM3_BIO	144 BS2_SEP	146 MNTR_BIO	147 TNR4_SEP	148 SRT1_SEP	149 SRT1_BIO	150 SRT2_SEP
-------- YEAR 2033 --------								
-------- YEAR 2034 --------								
-------- YEAR 2035 --------								
-------- YEAR 2036 --------								
-------- YEAR 2037 --------								
-------- YEAR 2038 --------								
-------- YEAR 2039 --------								
-------- YEAR 2040 --------								

========== SEASON 11 NOVEMBER ==========

FUEL		151 SRT2_BIO	152 SRT3_SEP	153 SRT3_BIO	154 SRT4_SEP	155 MR5_SI	156 RP1_BIO	157 RP2_BIO
-------- YEAR 2011 --------								
SEASONAL FIXED FUEL COST	$000	0.00	0.00	0.00	0.00	0.00	0.00	0.00
SEASONAL FUEL LIMIT MAXIMUM	UNIT/DAY	-1.00	-1.00	-1.00	-1.00	-1.00	-1.00	-1.00
SEASONAL FUEL LIMIT MINIMUM	UNIT/DAY	-1.00	-1.00	-1.00	-1.00	-1.00	-1.00	-1.00
-------- YEAR 2012 --------								
-------- YEAR 2013 --------								
-------- YEAR 2014 --------								
-------- YEAR 2015 --------								
-------- YEAR 2016 --------								
-------- YEAR 2017 --------								
-------- YEAR 2018 --------								
-------- YEAR 2019 --------								
-------- YEAR 2020 --------								
-------- YEAR 2021 --------								
-------- YEAR 2022 --------								
-------- YEAR 2023 --------								
-------- YEAR 2024 --------								
-------- YEAR 2025 --------								
-------- YEAR 2026 --------								
-------- YEAR 2027 --------								
-------- YEAR 2028 --------								
-------- YEAR 2029 --------								
-------- YEAR 2030 --------								
-------- YEAR 2031 --------								
-------- YEAR 2032 --------								
-------- YEAR 2033 --------								
-------- YEAR 2034 --------								
-------- YEAR 2035 --------								
-------- YEAR 2036 --------								
-------- YEAR 2037 --------								
-------- YEAR 2038 --------								
-------- YEAR 2039 --------								
-------- YEAR 2040 --------								

========== SEASON 12 DECEMBER ==========

FUEL		1 AMOS_1	2 AMOS_2	3 AMOS_3	4 BECK_6	5 BIGS_1	6 BIGS_2	7 CARD_1
-------- YEAR 2011 --------								
SEASONAL FIXED FUEL COST	$000	0.00	0.00	0.00	0.00	0.00	0.00	0.00
SEASONAL FUEL LIMIT MAXIMUM	UNIT/DAY	-1.00	-1.00	-1.00	-1.00	-1.00	-1.00	-1.00
SEASONAL FUEL LIMIT MINIMUM	UNIT/DAY	-1.00	-1.00	-1.00	-1.00	-1.00	-1.00	-1.00
-------- YEAR 2012 --------								
-------- YEAR 2013 --------								

-------- YEAR 2014 --------

-------- YEAR 2015 --------

-------- YEAR 2016 --------

-------- YEAR 2017 --------

-------- YEAR 2018 --------

-------- YEAR 2019 --------

-------- YEAR 2020 --------

-------- YEAR 2021 --------

-------- YEAR 2022 --------

-------- YEAR 2023 --------

-------- YEAR 2024 --------

-------- YEAR 2025 --------

-------- YEAR 2026 --------

-------- YEAR 2027 --------

-------- YEAR 2028 --------

-------- YEAR 2029 --------

-------- YEAR 2030 --------

-------- YEAR 2031 --------

-------- YEAR 2032 --------

-------- YEAR 2033 --------

-------- YEAR 2034 --------

-------- YEAR 2035 --------

-------- YEAR 2036 --------

-------- YEAR 2037 --------

-------- YEAR 2038 --------

-------- YEAR 2039 --------

-------- YEAR 2040 --------

========== SEASON 12 DECEMBER ==========

FUEL		8 CARD_2	9 CARD_3	10 CLIF_1	11 CLIF_2	12 CLIF_3	13 CLIF_4	14 CLIF_5
-------- YEAR 2011 --------								
SEASONAL FIXED FUEL COST	$000	0.00	0.00	0.00	0.00	0.00	0.00	0.00
SEASONAL FUEL LIMIT MAXIMUM	UNIT/DAY	-1.00	-1.00	-1.00	-1.00	-1.00	-1.00	-1.00

NOTE: DATA DISPLAYED AFTER 2011 ONLY IF
VALUE CHANGED FROM PREVIOUS YEAR.

AEP EAST
GENERATION AND FUEL MODULE
INPUT SUMMARY REPORT

QUALIFIER = GAF.INPUT.FUEL TYPE.

========== SEASON 12 DECEMBER ==========

FUEL		8 CARD_2	9 CARD_3	10 CLIF_1	11 CLIF_2	12 CLIF_3	13 CLIF_4	14 CLIF_5
-------- YEAR 2011 --------								
SEASONAL FUEL LIMIT MINIMUM	UNIT/DAY	-1.00	-1.00	-1.00	-1.00	-1.00	-1.00	-1.00
-------- YEAR 2012 --------								
-------- YEAR 2013 --------								
-------- YEAR 2014 --------								
-------- YEAR 2015 --------								
-------- YEAR 2016 --------								
-------- YEAR 2017 --------								
-------- YEAR 2018 --------								
-------- YEAR 2019 --------								
-------- YEAR 2020 --------								
-------- YEAR 2021 --------								
-------- YEAR 2022 --------								
-------- YEAR 2023 --------								
-------- YEAR 2024 --------								
-------- YEAR 2025 --------								
-------- YEAR 2026 --------								
-------- YEAR 2027 --------								
-------- YEAR 2028 --------								
-------- YEAR 2029 --------								
-------- YEAR 2030 --------								
-------- YEAR 2031 --------								
-------- YEAR 2032 --------								
-------- YEAR 2033 --------								
-------- YEAR 2034 --------								
-------- YEAR 2035 --------								
-------- YEAR 2036 --------								
-------- YEAR 2037 --------								
-------- YEAR 2038 --------								
-------- YEAR 2039 --------								
-------- YEAR 2040 --------								

========== SEASON 12 DECEMBER ==========

FUEL		15 CLIF_6	16 CLIN_1	17 CLIN_2	18 CLIN_3	19 CSVL_1	20 CSVL_2	21 CSVL_3
-------- YEAR 2011 --------								
SEASONAL FIXED FUEL COST	$000	0.00	0.00	0.00	0.00	0.00	0.00	0.00
SEASONAL FUEL LIMIT MAXIMUM	UNIT/DAY	-1.00	-1.00	-1.00	-1.00	-1.00	-1.00	-1.00
SEASONAL FUEL LIMIT MINIMUM	UNIT/DAY	-1.00	-1.00	-1.00	-1.00	-1.00	-1.00	-1.00
-------- YEAR 2012 --------								
-------- YEAR 2013 --------								
-------- YEAR 2014 --------								
-------- YEAR 2015 --------								
-------- YEAR 2016 --------								
-------- YEAR 2017 --------								
-------- YEAR 2018 --------								
-------- YEAR 2019 --------								
-------- YEAR 2020 --------								
-------- YEAR 2021 --------								
-------- YEAR 2022 --------								
-------- YEAR 2023 --------								
-------- YEAR 2024 --------								

-------- YEAR 2025 --------

-------- YEAR 2026 --------

-------- YEAR 2027 --------

-------- YEAR 2028 --------

-------- YEAR 2029 --------

-------- YEAR 2030 --------

-------- YEAR 2031 --------

-------- YEAR 2032 --------

-------- YEAR 2033 --------

-------- YEAR 2034 --------

-------- YEAR 2035 --------

-------- YEAR 2036 --------

-------- YEAR 2037 --------

-------- YEAR 2038 --------

-------- YEAR 2039 --------

-------- YEAR 2040 --------

========== SEASON 12 DECEMBER ==========

FUEL		22 CSVL_4	23 CSVL_5	24 CSVL_6	25 COOK_1	26 COOK_2	27 GAVI_1	28 GAVI_2
-------- YEAR 2011 --------								
SEASONAL FIXED FUEL COST	$000	0.00	0.00	0.00	453.90	453.90	0.00	0.00
SEASONAL FUEL LIMIT MAXIMUM	UNIT/DAY	-1.00	-1.00	-1.00	-1.00	-1.00	-1.00	-1.00
SEASONAL FUEL LIMIT MINIMUM	UNIT/DAY	-1.00	-1.00	-1.00	-1.00	-1.00	-1.00	-1.00
-------- YEAR 2012 --------								
SEASONAL FIXED FUEL COST	$000	0.00	0.00	0.00	458.93	458.93	0.00	0.00
-------- YEAR 2013 --------								
SEASONAL FIXED FUEL COST	$000	0.00	0.00	0.00	182.83	182.83	0.00	0.00
-------- YEAR 2014 --------								
SEASONAL FIXED FUEL COST	$000	0.00	0.00	0.00	188.16	188.16	0.00	0.00
-------- YEAR 2015 --------								
SEASONAL FIXED FUEL COST	$000	0.00	0.00	0.00	193.66	193.66	0.00	0.00
-------- YEAR 2016 --------								
SEASONAL FIXED FUEL COST	$000	0.00	0.00	0.00	199.32	199.32	0.00	0.00
-------- YEAR 2017 --------								
SEASONAL FIXED FUEL COST	$000	0.00	0.00	0.00	205.15	205.15	0.00	0.00
-------- YEAR 2018 --------								
SEASONAL FIXED FUEL COST	$000	0.00	0.00	0.00	211.15	211.15	0.00	0.00

NOTE: DATA DISPLAYED AFTER 2011 ONLY IF
VALUE CHANGED FROM PREVIOUS YEAR.

AEP EAST
GENERATION AND FUEL MODULE
INPUT SUMMARY REPORT

QUALIFIER = GAF.INPUT.FUEL TYPE.

========== SEASON 12 DECEMBER ==========

FUEL		22 CSVL_4	23 CSVL_5	24 CSVL_6	25 COOK_1	26 COOK_2	27 GAVI_1	28 GAVI_2
-------- YEAR 2019 --------								
SEASONAL FIXED FUEL COST	$000	0.00	0.00	0.00	217.34	217.34	0.00	0.00
-------- YEAR 2020 --------								
SEASONAL FIXED FUEL COST	$000	0.00	0.00	0.00	223.71	223.71	0.00	0.00
-------- YEAR 2021 --------								
SEASONAL FIXED FUEL COST	$000	0.00	0.00	0.00	230.26	230.26	0.00	0.00
-------- YEAR 2022 --------								
SEASONAL FIXED FUEL COST	$000	0.00	0.00	0.00	237.01	237.01	0.00	0.00
-------- YEAR 2023 --------								
SEASONAL FIXED FUEL COST	$000	0.00	0.00	0.00	243.95	243.95	0.00	0.00
-------- YEAR 2024 --------								
SEASONAL FIXED FUEL COST	$000	0.00	0.00	0.00	251.10	251.10	0.00	0.00
-------- YEAR 2025 --------								
SEASONAL FIXED FUEL COST	$000	0.00	0.00	0.00	258.46	258.46	0.00	0.00
-------- YEAR 2026 --------								
SEASONAL FIXED FUEL COST	$000	0.00	0.00	0.00	266.03	266.03	0.00	0.00
-------- YEAR 2027 --------								
SEASONAL FIXED FUEL COST	$000	0.00	0.00	0.00	273.83	273.83	0.00	0.00
-------- YEAR 2028 --------								
SEASONAL FIXED FUEL COST	$000	0.00	0.00	0.00	281.85	281.85	0.00	0.00
-------- YEAR 2029 --------								
SEASONAL FIXED FUEL COST	$000	0.00	0.00	0.00	290.11	290.11	0.00	0.00
-------- YEAR 2030 --------								
SEASONAL FIXED FUEL COST	$000	0.00	0.00	0.00	298.61	298.61	0.00	0.00
-------- YEAR 2031 --------								
SEASONAL FIXED FUEL COST	$000	0.00	0.00	0.00	307.36	307.36	0.00	0.00
-------- YEAR 2032 --------								
SEASONAL FIXED FUEL COST	$000	0.00	0.00	0.00	316.36	316.36	0.00	0.00
-------- YEAR 2033 --------								
SEASONAL FIXED FUEL COST	$000	0.00	0.00	0.00	325.63	325.63	0.00	0.00
-------- YEAR 2034 --------								
SEASONAL FIXED FUEL COST	$000	0.00	0.00	0.00	335.18	335.18	0.00	0.00
-------- YEAR 2035 --------								
SEASONAL FIXED FUEL COST	$000	0.00	0.00	0.00	344.99	344.99	0.00	0.00
-------- YEAR 2036 --------								
SEASONAL FIXED FUEL COST	$000	0.00	0.00	0.00	0.00	355.10	0.00	0.00
-------- YEAR 2037 --------								
SEASONAL FIXED FUEL COST	$000	0.00	0.00	0.00	0.00	365.51	0.00	0.00
-------- YEAR 2038 --------								
SEASONAL FIXED FUEL COST	$000	0.00	0.00	0.00	0.00	0.00	0.00	0.00
-------- YEAR 2039 --------								
-------- YEAR 2040 --------								

========== SEASON 12 DECEMBER ==========

FUEL		29 GLEN_5	30 GLEN_6	31 BS2 4.5	32 BS2 3.0	33 KAMM_1	34 KAMM_2	35 KAMM_3
-------- YEAR 2011 --------								
SEASONAL FIXED FUEL COST	$000	0.00	0.00	0.00	0.00	0.00	0.00	0.00
SEASONAL FUEL LIMIT MAXIMUM	UNIT/DAY	-1.00	-1.00	-1.00	-1.00	-1.00	-1.00	-1.00
SEASONAL FUEL LIMIT MINIMUM	UNIT/DAY	-1.00	-1.00	-1.00	-1.00	-1.00	-1.00	-1.00
-------- YEAR 2012 --------								
-------- YEAR 2013 --------								
-------- YEAR 2014 --------								
-------- YEAR 2015 --------								
-------- YEAR 2016 --------								
-------- YEAR 2017 --------								
-------- YEAR 2018 --------								
-------- YEAR 2019 --------								
-------- YEAR 2020 --------								
-------- YEAR 2021 --------								
-------- YEAR 2022 --------								

-------- YEAR 2023 --------

-------- YEAR 2024 --------

-------- YEAR 2025 --------

-------- YEAR 2026 --------

-------- YEAR 2027 --------

-------- YEAR 2028 --------

-------- YEAR 2029 --------

-------- YEAR 2030 --------

-------- YEAR 2031 --------

-------- YEAR 2032 --------

-------- YEAR 2033 --------

-------- YEAR 2034 --------

-------- YEAR 2035 --------

-------- YEAR 2036 --------

-------- YEAR 2037 --------

-------- YEAR 2038 --------

-------- YEAR 2039 --------

-------- YEAR 2040 --------

========== SEASON 12 DECEMBER ==========

FUEL		36	37	38	39	40	41	42
		KANA_1	KANA_2	KYGE_1	KYGE_2	KYGE_3	KYGE_4	KYGE_5
-------- YEAR 2011 --------								
SEASONAL FIXED FUEL COST	$000	0.00	0.00	0.00	0.00	0.00	0.00	0.00
SEASONAL FUEL LIMIT MAXIMUM	UNIT/DAY	-1.00	-1.00	-1.00	-1.00	-1.00	-1.00	-1.00
SEASONAL FUEL LIMIT MINIMUM	UNIT/DAY	-1.00	-1.00	-1.00	-1.00	-1.00	-1.00	-1.00

-------- YEAR 2012 --------

-------- YEAR 2013 --------

-------- YEAR 2014 --------

-------- YEAR 2015 --------

-------- YEAR 2016 --------

-------- YEAR 2017 --------

-------- YEAR 2018 --------

-------- YEAR 2019 --------

-------- YEAR 2020 --------

NOTE: DATA DISPLAYED AFTER 2011 ONLY IF
VALUE CHANGED FROM PREVIOUS YEAR.

AEP EAST
GENERATION AND FUEL MODULE
INPUT SUMMARY REPORT

QUALIFIER = GAF.INPUT.FUEL TYPE.

========== SEASON 12 DECEMBER ==========

FUEL	36 KANA_1	37 KANA_2	38 KYGE_1	39 KYGE_2	40 KYGE_3	41 KYGE_4	42 KYGE_5
-------- YEAR 2021 --------							
-------- YEAR 2022 --------							
-------- YEAR 2023 --------							
-------- YEAR 2024 --------							
-------- YEAR 2025 --------							
-------- YEAR 2026 --------							
-------- YEAR 2027 --------							
-------- YEAR 2028 --------							
-------- YEAR 2029 --------							
-------- YEAR 2030 --------							
-------- YEAR 2031 --------							
-------- YEAR 2032 --------							
-------- YEAR 2033 --------							
-------- YEAR 2034 --------							
-------- YEAR 2035 --------							
-------- YEAR 2036 --------							
-------- YEAR 2037 --------							
-------- YEAR 2038 --------							
-------- YEAR 2039 --------							
-------- YEAR 2040 --------							

========== SEASON 12 DECEMBER ==========

FUEL		43 MITC_1	44 MITC_2	45 MTNR_6.0	46 MUSK_1	47 MUSK_2	48 MUSK_3	49 MUSK_4
-------- YEAR 2011 --------								
SEASONAL FIXED FUEL COST	$000	0.00	0.00	0.00	0.00	0.00	0.00	0.00
SEASONAL FUEL LIMIT MAXIMUM	UNIT/DAY	-1.00	-1.00	-1.00	-1.00	-1.00	-1.00	-1.00
SEASONAL FUEL LIMIT MINIMUM	UNIT/DAY	-1.00	-1.00	-1.00	-1.00	-1.00	-1.00	-1.00
-------- YEAR 2012 --------								
-------- YEAR 2013 --------								
-------- YEAR 2014 --------								
-------- YEAR 2015 --------								
-------- YEAR 2016 --------								
-------- YEAR 2017 --------								
-------- YEAR 2018 --------								
-------- YEAR 2019 --------								
-------- YEAR 2020 --------								
-------- YEAR 2021 --------								
-------- YEAR 2022 --------								
-------- YEAR 2023 --------								
-------- YEAR 2024 --------								
-------- YEAR 2025 --------								
-------- YEAR 2026 --------								
-------- YEAR 2027 --------								
-------- YEAR 2028 --------								
-------- YEAR 2029 --------								
-------- YEAR 2030 --------								
-------- YEAR 2031 --------								
-------- YEAR 2032 --------								
-------- YEAR 2033 --------								
-------- YEAR 2034 --------								

-------- YEAR 2035 --------

-------- YEAR 2036 --------

-------- YEAR 2037 --------

-------- YEAR 2038 --------

-------- YEAR 2039 --------

-------- YEAR 2040 --------

========== SEASON 12 DECEMBER ==========

FUEL		50 MUSK_5	51 PSPN_1	52 PSPN_2	53 PSPN_3	54 PSPN_4	55 PSPN_5	56 PICW_5
-------- YEAR 2011 --------								
SEASONAL FIXED FUEL COST	$000	0.00	0.00	0.00	0.00	0.00	0.00	0.00
SEASONAL FUEL LIMIT MAXIMUM	UNIT/DAY	-1.00	-1.00	-1.00	-1.00	-1.00	-1.00	-1.00
SEASONAL FUEL LIMIT MINIMUM	UNIT/DAY	-1.00	-1.00	-1.00	-1.00	-1.00	-1.00	-1.00

-------- YEAR 2012 --------

-------- YEAR 2013 --------

-------- YEAR 2014 --------

-------- YEAR 2015 --------

-------- YEAR 2016 --------

-------- YEAR 2017 --------

-------- YEAR 2018 --------

-------- YEAR 2019 --------

-------- YEAR 2020 --------

-------- YEAR 2021 --------

-------- YEAR 2022 --------

-------- YEAR 2023 --------

-------- YEAR 2024 --------

-------- YEAR 2025 --------

-------- YEAR 2026 --------

-------- YEAR 2027 --------

-------- YEAR 2028 --------

-------- YEAR 2029 --------

-------- YEAR 2030 --------

-------- YEAR 2031 --------

-------- YEAR 2032 --------

NOTE: DATA DISPLAYED AFTER 2011 ONLY IF
VALUE CHANGED FROM PREVIOUS YEAR.

AEP EAST
GENERATION AND FUEL MODULE
INPUT SUMMARY REPORT

QUALIFIER = GAF.INPUT.FUEL TYPE.

========== SEASON 12 DECEMBER ==========

FUEL		50 MUSK_5	51 PSPN_1	52 PSPN_2	53 PSPN_3	54 PSPN_4	55 PSPN_5	56 PICW_5
-------- YEAR 2033 --------								
-------- YEAR 2034 --------								
-------- YEAR 2035 --------								
-------- YEAR 2036 --------								
-------- YEAR 2037 --------								
-------- YEAR 2038 --------								
-------- YEAR 2039 --------								
-------- YEAR 2040 --------								

========== SEASON 12 DECEMBER ==========

FUEL		57 BS2 1.7	58 ROCK_1IM	59 ROCK_2IM	60 ROCK_6P	61 STUA_1	62 STUA_2	63 STUA_3
-------- YEAR 2011 --------								
SEASONAL FIXED FUEL COST	$000	0.00	0.00	0.00	0.00	0.00	0.00	0.00
SEASONAL FUEL LIMIT MAXIMUM	UNIT/DAY	-1.00	-1.00	-1.00	-1.00	-1.00	-1.00	-1.00
SEASONAL FUEL LIMIT MINIMUM	UNIT/DAY	-1.00	-1.00	-1.00	-1.00	-1.00	-1.00	-1.00
-------- YEAR 2012 --------								
-------- YEAR 2013 --------								
-------- YEAR 2014 --------								
-------- YEAR 2015 --------								
-------- YEAR 2016 --------								
-------- YEAR 2017 --------								
-------- YEAR 2018 --------								
-------- YEAR 2019 --------								
-------- YEAR 2020 --------								
-------- YEAR 2021 --------								
-------- YEAR 2022 --------								
-------- YEAR 2023 --------								
-------- YEAR 2024 --------								
-------- YEAR 2025 --------								
-------- YEAR 2026 --------								
-------- YEAR 2027 --------								
-------- YEAR 2028 --------								
-------- YEAR 2029 --------								
-------- YEAR 2030 --------								
-------- YEAR 2031 --------								
-------- YEAR 2032 --------								
-------- YEAR 2033 --------								
-------- YEAR 2034 --------								
-------- YEAR 2035 --------								
-------- YEAR 2036 --------								
-------- YEAR 2037 --------								
-------- YEAR 2038 --------								
-------- YEAR 2039 --------								
-------- YEAR 2040 --------								

========== SEASON 12 DECEMBER ==========

FUEL		64 STUA_4	65 BS1_ CC	66 TANN_1	67 TANN_2	68 TANN_3	69 TANN_4	70 ZIMM_1
-------- YEAR 2011 --------								
SEASONAL FIXED FUEL COST	$000	0.00	0.00	0.00	0.00	0.00	0.00	0.00
SEASONAL FUEL LIMIT MAXIMUM	UNIT/DAY	-1.00	-1.00	-1.00	-1.00	-1.00	-1.00	-1.00
SEASONAL FUEL LIMIT MINIMUM	UNIT/DAY	-1.00	-1.00	-1.00	-1.00	-1.00	-1.00	-1.00
-------- YEAR 2012 --------								
-------- YEAR 2013 --------								

-------- YEAR 2014 --------

-------- YEAR 2015 --------

-------- YEAR 2016 --------

-------- YEAR 2017 --------

-------- YEAR 2018 --------

-------- YEAR 2019 --------

-------- YEAR 2020 --------

-------- YEAR 2021 --------

-------- YEAR 2022 --------

-------- YEAR 2023 --------

-------- YEAR 2024 --------

-------- YEAR 2025 --------

-------- YEAR 2026 --------

-------- YEAR 2027 --------

-------- YEAR 2028 --------

-------- YEAR 2029 --------

-------- YEAR 2030 --------

-------- YEAR 2031 --------

-------- YEAR 2032 --------

-------- YEAR 2033 --------

-------- YEAR 2034 --------

-------- YEAR 2035 --------

-------- YEAR 2036 --------

-------- YEAR 2037 --------

-------- YEAR 2038 --------

-------- YEAR 2039 --------

-------- YEAR 2040 --------

========== SEASON 12 DECEMBER ==========

FUEL		71 TCO_POOL	72 DOMINON	73 TCO_DELV	74 CEREDO	75 DARBY	76 DRESDEN	77 LAWRNG
-------- YEAR 2011 --------								
SEASONAL FIXED FUEL COST	$000	0.00	0.00	0.00	0.00	0.00	0.00	0.00
SEASONAL FUEL LIMIT MAXIMUM	UNIT/DAY	-1.00	-1.00	-1.00	-1.00	-1.00	-1.00	-1.00

NOTE: DATA DISPLAYED AFTER 2011 ONLY IF
VALUE CHANGED FROM PREVIOUS YEAR.

AEP EAST
GENERATION AND FUEL MODULE
INPUT SUMMARY REPORT

QUALIFIER = GAF.INPUT.FUEL TYPE.

========== SEASON 12 DECEMBER ==========

FUEL		71 TCO_POOL	72 DOMINON	73 TCO_DELV	74 CEREDO	75 DARBY	76 DRESDEN	77 LAWRNG
-------- YEAR 2011 --------								
SEASONAL FUEL LIMIT MINIMUM	UNIT/DAY	-1.00	-1.00	-1.00	-1.00	-1.00	-1.00	-1.00
-------- YEAR 2012 --------								
-------- YEAR 2013 --------								
-------- YEAR 2014 --------								
-------- YEAR 2015 --------								
-------- YEAR 2016 --------								
-------- YEAR 2017 --------								
-------- YEAR 2018 --------								
-------- YEAR 2019 --------								
-------- YEAR 2020 --------								
-------- YEAR 2021 --------								
-------- YEAR 2022 --------								
-------- YEAR 2023 --------								
-------- YEAR 2024 --------								
-------- YEAR 2025 --------								
-------- YEAR 2026 --------								
-------- YEAR 2027 --------								
-------- YEAR 2028 --------								
-------- YEAR 2029 --------								
-------- YEAR 2030 --------								
-------- YEAR 2031 --------								
-------- YEAR 2032 --------								
-------- YEAR 2033 --------								
-------- YEAR 2034 --------								
-------- YEAR 2035 --------								
-------- YEAR 2036 --------								
-------- YEAR 2037 --------								
-------- YEAR 2038 --------								
-------- YEAR 2039 --------								
-------- YEAR 2040 --------								

========== SEASON 12 DECEMBER ==========

FUEL		78 ROBMONE	79 WATERFOR	80 ROCK_5.1	81 MR5_NGCC	139 PC_S_NE8	140 STKR_BIO	141 MR5_CO
-------- YEAR 2011 --------								
SEASONAL FIXED FUEL COST	$000	0.00	0.00	0.00	0.00	0.00	0.00	0.00
SEASONAL FUEL LIMIT MAXIMUM	UNIT/DAY	-1.00	-1.00	-1.00	-1.00	-1.00	-1.00	-1.00
SEASONAL FUEL LIMIT MINIMUM	UNIT/DAY	-1.00	-1.00	-1.00	-1.00	-1.00	-1.00	-1.00
-------- YEAR 2012 --------								
-------- YEAR 2013 --------								
-------- YEAR 2014 --------								
-------- YEAR 2015 --------								
-------- YEAR 2016 --------								
-------- YEAR 2017 --------								
-------- YEAR 2018 --------								
-------- YEAR 2019 --------								
-------- YEAR 2020 --------								
-------- YEAR 2021 --------								
-------- YEAR 2022 --------								
-------- YEAR 2023 --------								
-------- YEAR 2024 --------								

-------- YEAR 2025 --------

-------- YEAR 2026 --------

-------- YEAR 2027 --------

-------- YEAR 2028 --------

-------- YEAR 2029 --------

-------- YEAR 2030 --------

-------- YEAR 2031 --------

-------- YEAR 2032 --------

-------- YEAR 2033 --------

-------- YEAR 2034 --------

-------- YEAR 2035 --------

-------- YEAR 2036 --------

-------- YEAR 2037 --------

-------- YEAR 2038 --------

-------- YEAR 2039 --------

-------- YEAR 2040 --------

========== SEASON 12 DECEMBER ==========

FUEL		143 AM3_BIO	144 BS2_SEP	146 MNTR_BIO	147 TNR4_SEP	148 SRT1_SEP	149 SRT1_BIO	150 SRT2_SEP
-------- YEAR 2011 --------								
SEASONAL FIXED FUEL COST	$000	0.00	0.00	0.00	0.00	0.00	0.00	0.00
SEASONAL FUEL LIMIT MAXIMUM	UNIT/DAY	-1.00	-1.00	-1.00	-1.00	-1.00	-1.00	-1.00
SEASONAL FUEL LIMIT MINIMUM	UNIT/DAY	-1.00	-1.00	-1.00	-1.00	-1.00	-1.00	-1.00

-------- YEAR 2012 --------

-------- YEAR 2013 --------

-------- YEAR 2014 --------

-------- YEAR 2015 --------

-------- YEAR 2016 --------

-------- YEAR 2017 --------

-------- YEAR 2018 --------

-------- YEAR 2019 --------

-------- YEAR 2020 --------

-------- YEAR 2021 --------

NOTE: DATA DISPLAYED AFTER 2011 ONLY IF
VALUE CHANGED FROM PREVIOUS YEAR.

AEP EAST
GENERATION AND FUEL MODULE
INPUT SUMMARY REPORT

QUALIFIER = GAF.INPUT.FUEL TYPE.

========== SEASON 12 DECEMBER ==========

FUEL	143 AM3_BIO	144 BS2_SEP	146 MNTR_BIO	147 TNR4_SEP	148 SRT1_SEP	149 SRT1_BIO	150 SRT2_SEP
-------- YEAR 2022 --------							
-------- YEAR 2023 --------							
-------- YEAR 2024 --------							
-------- YEAR 2025 --------							
-------- YEAR 2026 --------							
-------- YEAR 2027 --------							
-------- YEAR 2028 --------							
-------- YEAR 2029 --------							
-------- YEAR 2030 --------							
-------- YEAR 2031 --------							
-------- YEAR 2032 --------							
-------- YEAR 2033 --------							
-------- YEAR 2034 --------							
-------- YEAR 2035 --------							
-------- YEAR 2036 --------							
-------- YEAR 2037 --------							
-------- YEAR 2038 --------							
-------- YEAR 2039 --------							
-------- YEAR 2040 --------							

========== SEASON 12 DECEMBER ==========

FUEL		151 SRT2_BIO	152 SRT3_SEP	153 SRT3_BIO	154 SRT4_SEP	155 MR5_SI	156 RP1_BIO	157 RP2_BIO
-------- YEAR 2011 --------								
SEASONAL FIXED FUEL COST	$000	0.00	0.00	0.00	0.00	0.00	0.00	0.00
SEASONAL FUEL LIMIT MAXIMUM	UNIT/DAY	-1.00	-1.00	-1.00	-1.00	-1.00	-1.00	-1.00
SEASONAL FUEL LIMIT MINIMUM	UNIT/DAY	-1.00	-1.00	-1.00	-1.00	-1.00	-1.00	-1.00
-------- YEAR 2012 --------								
-------- YEAR 2013 --------								
-------- YEAR 2014 --------								
-------- YEAR 2015 --------								
-------- YEAR 2016 --------								
-------- YEAR 2017 --------								
-------- YEAR 2018 --------								
-------- YEAR 2019 --------								
-------- YEAR 2020 --------								
-------- YEAR 2021 --------								
-------- YEAR 2022 --------								
-------- YEAR 2023 --------								
-------- YEAR 2024 --------								
-------- YEAR 2025 --------								
-------- YEAR 2026 --------								
-------- YEAR 2027 --------								
-------- YEAR 2028 --------								
-------- YEAR 2029 --------								
-------- YEAR 2030 --------								
-------- YEAR 2031 --------								
-------- YEAR 2032 --------								
-------- YEAR 2033 --------								
-------- YEAR 2034 --------								
-------- YEAR 2035 --------								

-------- YEAR 2036 --------

-------- YEAR 2037 --------

-------- YEAR 2038 --------

-------- YEAR 2039 --------

-------- YEAR 2040 --------

NOTE: DATA DISPLAYED AFTER 2011 ONLY IF
VALUE CHANGED FROM PREVIOUS YEAR.

AEP EAST
GENERATION AND FUEL MODULE
INPUT SUMMARY REPORT

QUALIFIER = GAF.INPUT.HYDRO UNIT.

HYDRO UNIT		1 HYDRO AP 0	2 HYDRO IM 0	3 RACINE 0
AIR BASIN POINTER		1	1	1
COMMISSION MONTH	MONTH	1	1	1
COMMISSION YEAR	YEAR	2011	2011	2011
COMMITMENT CONTRIBUTION		N	N	N
ESCALATION ANCILLARY REVENUE				
ESCALATION CAPACITY REVENUE				
ESCALATION FIXED COSTS				
ESCALATION VARIABLE COSTS				
RETIREMENT MONTH	MONTH	12	12	12
RETIREMENT YEAR	YEAR	2045	2045	2045
SOURCE INDEX NUMBER		0	0	0
SPINNING CONTRIBUTION	%	100.00	100.00	100.00
SYSTEM AGGREGATE POINTER		0	0	0

AEP EAST
GENERATION AND FUEL MODULE
INPUT SUMMARY REPORT

QUALIFIER = GAF.INPUT.HYDRO UNIT.

HYDRO UNIT		1 HYDRO AP 0	2 HYDRO IM 0	3 RACINE 0
-------- YEAR 2011 --------				
ANCILLARY REVENUE RATE	$/MWH	0.00	0.00	0.00
ANNUAL HYDRO ENERGY	MWH	678900.00	116500.00	177300.00
CAPACITY REVENUE PROFILE		0	0	0
CAPACITY REVENUE RATE	$/KW	0.00	0.00	0.00
FIXED COSTS	$000	0.00	0.00	0.00
HYDRO ENERGY POINTER		0	0	0
HYDRO MAXIMUM CAPACITY POINTER		-31	-32	-20
HYDRO MINIMUM CAPACITY POINTER		-31	-32	-20
MAXIMUM CAPACITY	MW	121.00	18.00	26.00
MINIMUM CAPACITY	MW	20.00	2.00	1.00
PERCENT FIRM	%	100.00	100.00	100.00
RENEWABLE ENERGY CREDIT	RATIO	0.00	0.00	0.00
VARIABLE O AND M COSTS	$/MWH	0.00	0.00	0.00
-------- YEAR 2012 --------				
ANNUAL HYDRO ENERGY	MWH	696500.00	118600.00	183600.00
-------- YEAR 2013 --------				
ANNUAL HYDRO ENERGY	MWH	667200.00	118900.00	183600.00
-------- YEAR 2014 --------				
ANNUAL HYDRO ENERGY	MWH	714200.00	117700.00	183600.00
-------- YEAR 2015 --------				
-------- YEAR 2016 --------				
-------- YEAR 2017 --------				
-------- YEAR 2018 --------				
-------- YEAR 2019 --------				
-------- YEAR 2020 --------				
-------- YEAR 2021 --------				
-------- YEAR 2022 --------				
-------- YEAR 2023 --------				
-------- YEAR 2024 --------				
-------- YEAR 2025 --------				
-------- YEAR 2026 --------				
-------- YEAR 2027 --------				
-------- YEAR 2028 --------				
-------- YEAR 2029 --------				
-------- YEAR 2030 --------				
-------- YEAR 2031 --------				
-------- YEAR 2032 --------				
-------- YEAR 2033 --------				
-------- YEAR 2034 --------				
-------- YEAR 2035 --------				
-------- YEAR 2036 --------				
-------- YEAR 2037 --------				
-------- YEAR 2038 --------				
-------- YEAR 2039 --------				
-------- YEAR 2040 --------				

NOTE: DATA DISPLAYED AFTER 2011 ONLY IF
VALUE CHANGED FROM PREVIOUS YEAR.

AEP EAST
GENERATION AND FUEL MODULE
INPUT SUMMARY REPORT

QUALIFIER = GAF.INPUT.HYDRO UNIT.

GENERATING COMPANIES HYDRO UNIT	1 OPCO+CSP	1 HYDRO AP 0	2 HYDRO IM 0	3 RACINE 0
-------- YEAR 2011 --------				
OWNERSHIP RATIO	RATIO	0.00	0.00	1.00
-------- YEAR 2012 --------				
-------- YEAR 2013 --------				
-------- YEAR 2014 --------				
-------- YEAR 2015 --------				
-------- YEAR 2016 --------				
-------- YEAR 2017 --------				
-------- YEAR 2018 --------				
-------- YEAR 2019 --------				
-------- YEAR 2020 --------				
-------- YEAR 2021 --------				
-------- YEAR 2022 --------				
-------- YEAR 2023 --------				
-------- YEAR 2024 --------				
-------- YEAR 2025 --------				
-------- YEAR 2026 --------				
-------- YEAR 2027 --------				
-------- YEAR 2028 --------				
-------- YEAR 2029 --------				
-------- YEAR 2030 --------				
-------- YEAR 2031 --------				
-------- YEAR 2032 --------				
-------- YEAR 2033 --------				
-------- YEAR 2034 --------				
-------- YEAR 2035 --------				
-------- YEAR 2036 --------				
-------- YEAR 2037 --------				
-------- YEAR 2038 --------				
-------- YEAR 2039 --------				
-------- YEAR 2040 --------				

GENERATING COMPANIES HYDRO UNIT	2 I&M	1 HYDRO AP 0	2 HYDRO IM 0	3 RACINE 0
-------- YEAR 2011 --------				
OWNERSHIP RATIO	RATIO	0.00	1.00	0.00
-------- YEAR 2012 --------				
-------- YEAR 2013 --------				
-------- YEAR 2014 --------				
-------- YEAR 2015 --------				
-------- YEAR 2016 --------				
-------- YEAR 2017 --------				
-------- YEAR 2018 --------				
-------- YEAR 2019 --------				
-------- YEAR 2020 --------				
-------- YEAR 2021 --------				
-------- YEAR 2022 --------				
-------- YEAR 2023 --------				
-------- YEAR 2024 --------				

-------- YEAR 2025 --------

-------- YEAR 2026 --------

-------- YEAR 2027 --------

-------- YEAR 2028 --------

-------- YEAR 2029 --------

-------- YEAR 2030 --------

-------- YEAR 2031 --------

-------- YEAR 2032 --------

-------- YEAR 2033 --------

-------- YEAR 2034 --------

-------- YEAR 2035 --------

-------- YEAR 2036 --------

-------- YEAR 2037 --------

-------- YEAR 2038 --------

-------- YEAR 2039 --------

-------- YEAR 2040 --------

GENERATING COMPANIES	3 APCO			
HYDRO UNIT		1	2	3
		HYDRO AP	HYDRO IM	RACINE
		0	0	0
-------- YEAR 2011 --------				
OWNERSHIP RATIO	RATIO	1.00	0.00	0.00

-------- YEAR 2012 --------

-------- YEAR 2013 --------

-------- YEAR 2014 --------

-------- YEAR 2015 --------

-------- YEAR 2016 --------

-------- YEAR 2017 --------

-------- YEAR 2018 --------

-------- YEAR 2019 --------

-------- YEAR 2020 --------

-------- YEAR 2021 --------

-------- YEAR 2022 --------

NOTE: DATA DISPLAYED AFTER 2011 ONLY IF
VALUE CHANGED FROM PREVIOUS YEAR.

AEP EAST
GENERATION AND FUEL MODULE
INPUT SUMMARY REPORT

QUALIFIER = GAF.INPUT.HYDRO UNIT.

GENERATING COMPANIES	3 APCO			
HYDRO UNIT		1	2	3
		HYDRO AP	HYDRO IM	RACINE
		0	0	0
-------- YEAR 2023 --------				
-------- YEAR 2024 --------				
-------- YEAR 2025 --------				
-------- YEAR 2026 --------				
-------- YEAR 2027 --------				
-------- YEAR 2028 --------				
-------- YEAR 2029 --------				
-------- YEAR 2030 --------				
-------- YEAR 2031 --------				
-------- YEAR 2032 --------				
-------- YEAR 2033 --------				
-------- YEAR 2034 --------				
-------- YEAR 2035 --------				
-------- YEAR 2036 --------				
-------- YEAR 2037 --------				
-------- YEAR 2038 --------				
-------- YEAR 2039 --------				
-------- YEAR 2040 --------				

GENERATING COMPANIES	4 KPCO			
HYDRO UNIT		1	2	3
		HYDRO AP	HYDRO IM	RACINE
		0	0	0
-------- YEAR 2011 --------				
OWNERSHIP RATIO	RATIO	0.00	0.00	0.00
-------- YEAR 2012 --------				
-------- YEAR 2013 --------				
-------- YEAR 2014 --------				
-------- YEAR 2015 --------				
-------- YEAR 2016 --------				
-------- YEAR 2017 --------				
-------- YEAR 2018 --------				
-------- YEAR 2019 --------				
-------- YEAR 2020 --------				
-------- YEAR 2021 --------				
-------- YEAR 2022 --------				
-------- YEAR 2023 --------				
-------- YEAR 2024 --------				
-------- YEAR 2025 --------				
-------- YEAR 2026 --------				
-------- YEAR 2027 --------				
-------- YEAR 2028 --------				
-------- YEAR 2029 --------				
-------- YEAR 2030 --------				
-------- YEAR 2031 --------				
-------- YEAR 2032 --------				
-------- YEAR 2033 --------				
-------- YEAR 2034 --------				
-------- YEAR 2035 --------				
-------- YEAR 2036 --------				

-------- YEAR 2037 --------

-------- YEAR 2038 --------

-------- YEAR 2039 --------

-------- YEAR 2040 --------

NOTE: DATA DISPLAYED AFTER 2011 ONLY IF
VALUE CHANGED FROM PREVIOUS YEAR.

AEP EAST
GENERATION AND FUEL MODULE
INPUT SUMMARY REPORT

QUALIFIER = GAF.INPUT.HYDRO UNIT.

========== SEASON 1 JANUARY ==========

HYDRO UNIT		1 HYDRO AP 0	2 HYDRO IM 0	3 RACINE 0
-------- YEAR 2011 --------				
SEASONAL HYDRO ENERGY	RATIO	0.09	0.09	0.09
-------- YEAR 2012 --------				
SEASONAL HYDRO ENERGY	RATIO	0.10	0.09	0.09
-------- YEAR 2013 --------				
SEASONAL HYDRO ENERGY	RATIO	0.10	0.09	0.09
-------- YEAR 2014 --------				
SEASONAL HYDRO ENERGY	RATIO	0.10	0.09	0.09
-------- YEAR 2015 --------				
-------- YEAR 2016 --------				
-------- YEAR 2017 --------				
-------- YEAR 2018 --------				
-------- YEAR 2019 --------				
-------- YEAR 2020 --------				
-------- YEAR 2021 --------				
-------- YEAR 2022 --------				
-------- YEAR 2023 --------				
-------- YEAR 2024 --------				
-------- YEAR 2025 --------				
-------- YEAR 2026 --------				
-------- YEAR 2027 --------				
-------- YEAR 2028 --------				
-------- YEAR 2029 --------				
-------- YEAR 2030 --------				
-------- YEAR 2031 --------				
-------- YEAR 2032 --------				
-------- YEAR 2033 --------				
-------- YEAR 2034 --------				
-------- YEAR 2035 --------				
-------- YEAR 2036 --------				
-------- YEAR 2037 --------				
-------- YEAR 2038 --------				
-------- YEAR 2039 --------				
-------- YEAR 2040 --------				

========== SEASON 2 FEBRUARY ==========

HYDRO UNIT		1 HYDRO AP 0	2 HYDRO IM 0	3 RACINE 0
-------- YEAR 2011 --------				
SEASONAL HYDRO ENERGY	RATIO	0.10	0.08	0.08
-------- YEAR 2012 --------				
SEASONAL HYDRO ENERGY	RATIO	0.10	0.09	0.07
-------- YEAR 2013 --------				
SEASONAL HYDRO ENERGY	RATIO	0.10	0.08	0.07
-------- YEAR 2014 --------				
SEASONAL HYDRO ENERGY	RATIO	0.10	0.08	0.07
-------- YEAR 2015 --------				
-------- YEAR 2016 --------				
-------- YEAR 2017 --------				
-------- YEAR 2018 --------				
-------- YEAR 2019 --------				
-------- YEAR 2020 --------				
-------- YEAR 2021 --------				

-------- YEAR 2022 --------

-------- YEAR 2023 --------

-------- YEAR 2024 --------

-------- YEAR 2025 --------

-------- YEAR 2026 --------

-------- YEAR 2027 --------

-------- YEAR 2028 --------

-------- YEAR 2029 --------

-------- YEAR 2030 --------

-------- YEAR 2031 --------

-------- YEAR 2032 --------

-------- YEAR 2033 --------

-------- YEAR 2034 --------

-------- YEAR 2035 --------

-------- YEAR 2036 --------

-------- YEAR 2037 --------

-------- YEAR 2038 --------

-------- YEAR 2039 --------

-------- YEAR 2040 --------

========== SEASON 3 MARCH ==========

HYDRO UNIT		1 HYDRO AP 0	2 HYDRO IM 0	3 RACINE 0
-------- YEAR 2011 --------				
SEASONAL HYDRO ENERGY	RATIO	0.13	0.10	0.08
-------- YEAR 2012 --------				
SEASONAL HYDRO ENERGY	RATIO	0.13	0.10	0.08
-------- YEAR 2013 --------				
SEASONAL HYDRO ENERGY	RATIO	0.13	0.10	0.08
-------- YEAR 2014 --------				
SEASONAL HYDRO ENERGY	RATIO	0.12	0.10	0.08

-------- YEAR 2015 --------

-------- YEAR 2016 --------

-------- YEAR 2017 --------

NOTE: DATA DISPLAYED AFTER 2011 ONLY IF
VALUE CHANGED FROM PREVIOUS YEAR.

AEP EAST
GENERATION AND FUEL MODULE
INPUT SUMMARY REPORT

QUALIFIER = GAF.INPUT.HYDRO UNIT.

========== SEASON 3 MARCH ==========

HYDRO UNIT	1 HYDRO AP	2 HYDRO IM	3 RACINE
	0	0	0

-------- YEAR 2018 --------

-------- YEAR 2019 --------

-------- YEAR 2020 --------

-------- YEAR 2021 --------

-------- YEAR 2022 --------

-------- YEAR 2023 --------

-------- YEAR 2024 --------

-------- YEAR 2025 --------

-------- YEAR 2026 --------

-------- YEAR 2027 --------

-------- YEAR 2028 --------

-------- YEAR 2029 --------

-------- YEAR 2030 --------

-------- YEAR 2031 --------

-------- YEAR 2032 --------

-------- YEAR 2033 --------

-------- YEAR 2034 --------

-------- YEAR 2035 --------

-------- YEAR 2036 --------

-------- YEAR 2037 --------

-------- YEAR 2038 --------

-------- YEAR 2039 --------

-------- YEAR 2040 --------

========== SEASON 4 APRIL ==========

HYDRO UNIT		1 HYDRO AP	2 HYDRO IM	3 RACINE
		0	0	0
-------- YEAR 2011 --------				
SEASONAL HYDRO ENERGY	RATIO	0.12	0.11	0.08
-------- YEAR 2012 --------				
SEASONAL HYDRO ENERGY	RATIO	0.12	0.11	0.08
-------- YEAR 2013 --------				
SEASONAL HYDRO ENERGY	RATIO	0.12	0.11	0.08
-------- YEAR 2014 --------				
SEASONAL HYDRO ENERGY	RATIO	0.11	0.11	0.08

-------- YEAR 2015 --------

-------- YEAR 2016 --------

-------- YEAR 2017 --------

-------- YEAR 2018 --------

-------- YEAR 2019 --------

-------- YEAR 2020 --------

-------- YEAR 2021 --------

-------- YEAR 2022 --------

-------- YEAR 2023 --------

-------- YEAR 2024 --------

-------- YEAR 2025 --------

-------- YEAR 2026 --------

-------- YEAR 2027 --------

-------- YEAR 2028 --------

-------- YEAR 2029 --------

-------- YEAR 2030 --------

-------- YEAR 2031 --------

-------- YEAR 2032 --------

-------- YEAR 2033 --------

-------- YEAR 2034 --------

-------- YEAR 2035 --------

-------- YEAR 2036 --------

-------- YEAR 2037 --------

-------- YEAR 2038 --------

-------- YEAR 2039 --------

-------- YEAR 2040 --------

========== SEASON 5 MAY ==========

HYDRO UNIT		1 HYDRO AP 0	2 HYDRO IM 0	3 RACINE 0
-------- YEAR 2011 --------				
SEASONAL HYDRO ENERGY	RATIO	0.11	0.09	0.11
-------- YEAR 2012 --------				
SEASONAL HYDRO ENERGY	RATIO	0.11	0.09	0.10
-------- YEAR 2013 --------				
SEASONAL HYDRO ENERGY	RATIO	0.11	0.09	0.10
-------- YEAR 2014 --------				
SEASONAL HYDRO ENERGY	RATIO	0.11	0.09	0.10

-------- YEAR 2015 --------

-------- YEAR 2016 --------

-------- YEAR 2017 --------

-------- YEAR 2018 --------

-------- YEAR 2019 --------

-------- YEAR 2020 --------

-------- YEAR 2021 --------

-------- YEAR 2022 --------

-------- YEAR 2023 --------

-------- YEAR 2024 --------

-------- YEAR 2025 --------

-------- YEAR 2026 --------

NOTE: DATA DISPLAYED AFTER 2011 ONLY IF
VALUE CHANGED FROM PREVIOUS YEAR.

AEP EAST
GENERATION AND FUEL MODULE
INPUT SUMMARY REPORT

QUALIFIER = GAF.INPUT.HYDRO UNIT.

========== SEASON 5 MAY ==========

HYDRO UNIT	1 HYDRO AP 0	2 HYDRO IM 0	3 RACINE 0

-------- YEAR 2027 --------

-------- YEAR 2028 --------

-------- YEAR 2029 --------

-------- YEAR 2030 --------

-------- YEAR 2031 --------

-------- YEAR 2032 --------

-------- YEAR 2033 --------

-------- YEAR 2034 --------

-------- YEAR 2035 --------

-------- YEAR 2036 --------

-------- YEAR 2037 --------

-------- YEAR 2038 --------

-------- YEAR 2039 --------

-------- YEAR 2040 --------

========== SEASON 6 JUNE ==========

HYDRO UNIT		1 HYDRO AP 0	2 HYDRO IM 0	3 RACINE 0
-------- YEAR 2011 --------				
SEASONAL HYDRO ENERGY	RATIO	0.07	0.08	0.10
-------- YEAR 2012 --------				
SEASONAL HYDRO ENERGY	RATIO	0.08	0.08	0.09
-------- YEAR 2013 --------				
SEASONAL HYDRO ENERGY	RATIO	0.07	0.08	0.09
-------- YEAR 2014 --------				
SEASONAL HYDRO ENERGY	RATIO	0.08	0.08	0.09

-------- YEAR 2015 --------

-------- YEAR 2016 --------

-------- YEAR 2017 --------

-------- YEAR 2018 --------

-------- YEAR 2019 --------

-------- YEAR 2020 --------

-------- YEAR 2021 --------

-------- YEAR 2022 --------

-------- YEAR 2023 --------

-------- YEAR 2024 --------

-------- YEAR 2025 --------

-------- YEAR 2026 --------

-------- YEAR 2027 --------

-------- YEAR 2028 --------

-------- YEAR 2029 --------

-------- YEAR 2030 --------

-------- YEAR 2031 --------

-------- YEAR 2032 --------

-------- YEAR 2033 --------

-------- YEAR 2034 --------

-------- YEAR 2035 --------

-------- YEAR 2036 --------

-------- YEAR 2037 --------

-------- YEAR 2038 --------

-------- YEAR 2039 --------

-------- YEAR 2040 --------

========== SEASON 7 JULY ==========

HYDRO UNIT		1 HYDRO AP 0	2 HYDRO IM 0	3 RACINE 0
-------- YEAR 2011 --------				
SEASONAL HYDRO ENERGY	RATIO	0.06	0.07	0.09
-------- YEAR 2012 --------				
SEASONAL HYDRO ENERGY	RATIO	0.06	0.07	0.08
-------- YEAR 2013 --------				
SEASONAL HYDRO ENERGY	RATIO	0.06	0.07	0.08
-------- YEAR 2014 --------				
SEASONAL HYDRO ENERGY	RATIO	0.06	0.07	0.08

-------- YEAR 2015 --------

-------- YEAR 2016 --------

-------- YEAR 2017 --------

-------- YEAR 2018 --------

-------- YEAR 2019 --------

-------- YEAR 2020 --------

-------- YEAR 2021 --------

-------- YEAR 2022 --------

-------- YEAR 2023 --------

-------- YEAR 2024 --------

-------- YEAR 2025 --------

-------- YEAR 2026 --------

-------- YEAR 2027 --------

-------- YEAR 2028 --------

-------- YEAR 2029 --------

-------- YEAR 2030 --------

-------- YEAR 2031 --------

-------- YEAR 2032 --------

-------- YEAR 2033 --------

-------- YEAR 2034 --------

-------- YEAR 2035 --------

NOTE: DATA DISPLAYED AFTER 2011 ONLY IF
VALUE CHANGED FROM PREVIOUS YEAR.

AEP EAST
GENERATION AND FUEL MODULE
INPUT SUMMARY REPORT

QUALIFIER = GAF.INPUT.HYDRO UNIT.

========== SEASON 7 JULY ==========

HYDRO UNIT		1 HYDRO AP	2 HYDRO IM	3 RACINE
		0	0	0

-------- YEAR 2036 --------

-------- YEAR 2037 --------

-------- YEAR 2038 --------

-------- YEAR 2039 --------

-------- YEAR 2040 --------

========== SEASON 8 AUGUST ==========

HYDRO UNIT		1 HYDRO AP	2 HYDRO IM	3 RACINE
		0	0	0
-------- YEAR 2011 --------				
SEASONAL HYDRO ENERGY	RATIO	0.05	0.06	0.05
-------- YEAR 2012 --------				
SEASONAL HYDRO ENERGY	RATIO	0.05	0.06	0.07
-------- YEAR 2013 --------				
SEASONAL HYDRO ENERGY	RATIO	0.05	0.06	0.07
-------- YEAR 2014 --------				
SEASONAL HYDRO ENERGY	RATIO	0.05	0.06	0.07

-------- YEAR 2015 --------

-------- YEAR 2016 --------

-------- YEAR 2017 --------

-------- YEAR 2018 --------

-------- YEAR 2019 --------

-------- YEAR 2020 --------

-------- YEAR 2021 --------

-------- YEAR 2022 --------

-------- YEAR 2023 --------

-------- YEAR 2024 --------

-------- YEAR 2025 --------

-------- YEAR 2026 --------

-------- YEAR 2027 --------

-------- YEAR 2028 --------

-------- YEAR 2029 --------

-------- YEAR 2030 --------

-------- YEAR 2031 --------

-------- YEAR 2032 --------

-------- YEAR 2033 --------

-------- YEAR 2034 --------

-------- YEAR 2035 --------

-------- YEAR 2036 --------

-------- YEAR 2037 --------

-------- YEAR 2038 --------

-------- YEAR 2039 --------

-------- YEAR 2040 --------

========== SEASON 9 SEPTEMBR ==========

HYDRO UNIT		1 HYDRO AP	2 HYDRO IM	3 RACINE
		0	0	0
-------- YEAR 2011 --------				
SEASONAL HYDRO ENERGY	RATIO	0.05	0.06	0.05
-------- YEAR 2012 --------				
SEASONAL HYDRO ENERGY	RATIO	0.04	0.06	0.07
-------- YEAR 2013 --------				
SEASONAL HYDRO ENERGY	RATIO	0.04	0.06	0.07

-------- YEAR 2014 --------

SEASONAL HYDRO ENERGY	RATIO	0.05	0.06	0.07

-------- YEAR 2015 --------

-------- YEAR 2016 --------

-------- YEAR 2017 --------

-------- YEAR 2018 --------

-------- YEAR 2019 --------

-------- YEAR 2020 --------

-------- YEAR 2021 --------

-------- YEAR 2022 --------

-------- YEAR 2023 --------

-------- YEAR 2024 --------

-------- YEAR 2025 --------

-------- YEAR 2026 --------

-------- YEAR 2027 --------

-------- YEAR 2028 --------

-------- YEAR 2029 --------

-------- YEAR 2030 --------

-------- YEAR 2031 --------

-------- YEAR 2032 --------

-------- YEAR 2033 --------

-------- YEAR 2034 --------

-------- YEAR 2035 --------

-------- YEAR 2036 --------

-------- YEAR 2037 --------

-------- YEAR 2038 --------

-------- YEAR 2039 --------

-------- YEAR 2040 --------

========== SEASON 10 OCTOBER ==========

HYDRO UNIT	1	2	3
	HYDRO AP	HYDRO IM	RACINE
	0	0	0

-------- YEAR 2011 --------

SEASONAL HYDRO ENERGY	RATIO	0.06	0.07	0.08

NOTE: DATA DISPLAYED AFTER 2011 ONLY IF
VALUE CHANGED FROM PREVIOUS YEAR.

AEP EAST
GENERATION AND FUEL MODULE
INPUT SUMMARY REPORT

QUALIFIER = GAF.INPUT.HYDRO UNIT.

========== SEASON 10 OCTOBER ==========

HYDRO UNIT		1 HYDRO AP 0	2 HYDRO IM 0	3 RACINE 0
-------- YEAR 2012 --------				
SEASONAL HYDRO ENERGY	RATIO	0.06	0.06	0.08
-------- YEAR 2013 --------				
SEASONAL HYDRO ENERGY	RATIO	0.06	0.07	0.08
-------- YEAR 2014 --------				
SEASONAL HYDRO ENERGY	RATIO	0.06	0.07	0.08
-------- YEAR 2015 --------				
-------- YEAR 2016 --------				
-------- YEAR 2017 --------				
-------- YEAR 2018 --------				
-------- YEAR 2019 --------				
-------- YEAR 2020 --------				
-------- YEAR 2021 --------				
-------- YEAR 2022 --------				
-------- YEAR 2023 --------				
-------- YEAR 2024 --------				
-------- YEAR 2025 --------				
-------- YEAR 2026 --------				
-------- YEAR 2027 --------				
-------- YEAR 2028 --------				
-------- YEAR 2029 --------				
-------- YEAR 2030 --------				
-------- YEAR 2031 --------				
-------- YEAR 2032 --------				
-------- YEAR 2033 --------				
-------- YEAR 2034 --------				
-------- YEAR 2035 --------				
-------- YEAR 2036 --------				
-------- YEAR 2037 --------				
-------- YEAR 2038 --------				
-------- YEAR 2039 --------				
-------- YEAR 2040 --------				

========== SEASON 11 NOVEMBER ==========

HYDRO UNIT		1 HYDRO AP 0	2 HYDRO IM 0	3 RACINE 0
-------- YEAR 2011 --------				
SEASONAL HYDRO ENERGY	RATIO	0.07	0.08	0.10
-------- YEAR 2012 --------				
SEASONAL HYDRO ENERGY	RATIO	0.07	0.08	0.09
-------- YEAR 2013 --------				
SEASONAL HYDRO ENERGY	RATIO	0.07	0.08	0.09
-------- YEAR 2014 --------				
SEASONAL HYDRO ENERGY	RATIO	0.07	0.08	0.09
-------- YEAR 2015 --------				
-------- YEAR 2016 --------				
-------- YEAR 2017 --------				
-------- YEAR 2018 --------				
-------- YEAR 2019 --------				
-------- YEAR 2020 --------				
-------- YEAR 2021 --------				
-------- YEAR 2022 --------				

-------- YEAR 2023 --------

-------- YEAR 2024 --------

-------- YEAR 2025 --------

-------- YEAR 2026 --------

-------- YEAR 2027 --------

-------- YEAR 2028 --------

-------- YEAR 2029 --------

-------- YEAR 2030 --------

-------- YEAR 2031 --------

-------- YEAR 2032 --------

-------- YEAR 2033 --------

-------- YEAR 2034 --------

-------- YEAR 2035 --------

-------- YEAR 2036 --------

-------- YEAR 2037 --------

-------- YEAR 2038 --------

-------- YEAR 2039 --------

-------- YEAR 2040 --------

========== SEASON 12 DECEMBER ==========

HYDRO UNIT		1 HYDRO AP 0	2 HYDRO IM 0	3 RACINE 0
-------- YEAR 2011 --------				
SEASONAL HYDRO ENERGY	RATIO	0.08	0.10	0.09
-------- YEAR 2012 --------				
SEASONAL HYDRO ENERGY	RATIO	0.08	0.10	0.09
-------- YEAR 2013 --------				
SEASONAL HYDRO ENERGY	RATIO	0.08	0.10	0.09
-------- YEAR 2014 --------				
SEASONAL HYDRO ENERGY	RATIO	0.09	0.10	0.09

-------- YEAR 2015 --------

-------- YEAR 2016 --------

-------- YEAR 2017 --------

-------- YEAR 2018 --------

-------- YEAR 2019 --------

NOTE: DATA DISPLAYED AFTER 2011 ONLY IF
VALUE CHANGED FROM PREVIOUS YEAR.

AEP EAST
GENERATION AND FUEL MODULE
INPUT SUMMARY REPORT

QUALIFIER = GAF.INPUT.HYDRO UNIT.

========== SEASON 12 DECEMBER ==========

HYDRO UNIT	1	2	3
	HYDRO AP	HYDRO IM	RACINE
	0	0	0

-------- YEAR 2020 --------

-------- YEAR 2021 --------

-------- YEAR 2022 --------

-------- YEAR 2023 --------

-------- YEAR 2024 --------

-------- YEAR 2025 --------

-------- YEAR 2026 --------

-------- YEAR 2027 --------

-------- YEAR 2028 --------

-------- YEAR 2029 --------

-------- YEAR 2030 --------

-------- YEAR 2031 --------

-------- YEAR 2032 --------

-------- YEAR 2033 --------

-------- YEAR 2034 --------

-------- YEAR 2035 --------

-------- YEAR 2036 --------

-------- YEAR 2037 --------

-------- YEAR 2038 --------

-------- YEAR 2039 --------

-------- YEAR 2040 --------

NOTE: DATA DISPLAYED AFTER 2011 ONLY IF
VALUE CHANGED FROM PREVIOUS YEAR.

AEP EAST
GENERATION AND FUEL MODULE
INPUT SUMMARY REPORT

QUALIFIER = GAF.INPUT.INTERCHANGE.

INTERCHANGE SYSTEM	1	2	3	4	5	6	7
	OPCO+CSP	I&M	APCO	KPCO	WD_MKTP	WN_MKTP	WE_MKTP
AIR BASIN POINTER	1	1	1	1	1	1	1
COMPANY REFERENCE	OPCO+CSP	I&M	APCO	KPCO			
ESCALATION RUNNING RATE PEAK							

INTERCHANGE SYSTEM	8	9	10
	WD_MKTS	WN_MKTS	WE_MKTS
AIR BASIN POINTER	1	1	1
COMPANY REFERENCE			
ESCALATION RUNNING RATE PEAK			

AEP EAST
GENERATION AND FUEL MODULE
INPUT SUMMARY REPORT

QUALIFIER = GAF.INPUT.INTERCHANGE.

TRANSMISSION LINK	1	2	3	4	5	6	7
ESCALATION FIRST CONNECT CHARGES							
ESCALATION SECOND CONNECT CHARGE							
FIRST SYSTEM REFERENCE	WD_MKTP	WN_MKTP	WE_MKTP	WD_MKTS	WN_MKTS	WE_MKTS	WD_MKTP
SECOND SYSTEM REFERENCE	OPCO+CSP	OPCO+CSP	OPCO+CSP	OPCO+CSP	OPCO+CSP	OPCO+CSP	I&M
THIRD PARTY METHOD	1	1	1	1	1	1	1

TRANSMISSION LINK	8	9	10	11	12	13	14
ESCALATION FIRST CONNECT CHARGES							
ESCALATION SECOND CONNECT CHARGE							
FIRST SYSTEM REFERENCE	WN_MKTP	WE_MKTP	WD_MKTS	WN_MKTS	WE_MKTS	WD_MKTP	WN_MKTP
SECOND SYSTEM REFERENCE	I&M	I&M	I&M	I&M	I&M	APCO	APCO
THIRD PARTY METHOD	1	1	1	1	1	1	1

TRANSMISSION LINK	15	16	17	18	19	20	21
ESCALATION FIRST CONNECT CHARGES							
ESCALATION SECOND CONNECT CHARGE							
FIRST SYSTEM REFERENCE	WE_MKTP	WD_MKTS	WN_MKTS	WE_MKTS	WD_MKTP	WN_MKTP	WE_MKTP
SECOND SYSTEM REFERENCE	APCO	APCO	APCO	APCO	KPCO	KPCO	KPCO
THIRD PARTY METHOD	1	1	1	1	1	1	1

TRANSMISSION LINK	22	23	24
ESCALATION FIRST CONNECT CHARGES			
ESCALATION SECOND CONNECT CHARGE			
FIRST SYSTEM REFERENCE	WD_MKTS	WN_MKTS	WE_MKTS
SECOND SYSTEM REFERENCE	KPCO	KPCO	KPCO
THIRD PARTY METHOD	1	1	1

AEP EAST
GENERATION AND FUEL MODULE
INPUT SUMMARY REPORT

QUALIFIER = GAF.INPUT.INTERCHANGE.

INTERCHANGE SYSTEM		1 OPCO+CSP	2 I&M	3 APCO	4 KPCO	5 WD_MKTP	6 WN_MKTP	7 WE_MKTP
-------- YEAR 2011 --------								
ANNUAL RUNNING RATE PEAK VALUE	$/MWH	0.00	0.00	0.00	0.00	0.00	0.00	0.00
EXTERNAL SYSTEM DATA GROUP	POINTER	0	0	0	0	0	0	0
INTERCHANGE PARTICIPATION	%	100.00	100.00	100.00	100.00	100.00	100.00	100.00
RUNNING RATE CURVE POINTER		0	0	0	0	11	11	11
SEASONAL RUNNING RATE PROFILE		0	0	0	0	0	0	0
-------- YEAR 2012 --------								
RUNNING RATE CURVE POINTER		0	0	0	0	12	12	12
-------- YEAR 2013 --------								
RUNNING RATE CURVE POINTER		0	0	0	0	13	13	13
-------- YEAR 2014 --------								
RUNNING RATE CURVE POINTER		0	0	0	0	14	14	14
-------- YEAR 2015 --------								
RUNNING RATE CURVE POINTER		0	0	0	0	15	15	15
-------- YEAR 2016 --------								
RUNNING RATE CURVE POINTER		0	0	0	0	16	16	16
-------- YEAR 2017 --------								
RUNNING RATE CURVE POINTER		0	0	0	0	17	17	17
-------- YEAR 2018 --------								
RUNNING RATE CURVE POINTER		0	0	0	0	18	18	18
-------- YEAR 2019 --------								
ANNUAL RUNNING RATE PEAK VALUE	$/MWH	0.00	1.00	0.00	0.00	0.00	0.00	0.00
RUNNING RATE CURVE POINTER		0	0	0	0	19	19	19
-------- YEAR 2020 --------								
ANNUAL RUNNING RATE PEAK VALUE	$/MWH	0.00	0.00	0.00	0.00	0.00	0.00	0.00
RUNNING RATE CURVE POINTER		0	0	0	0	20	20	20
-------- YEAR 2021 --------								
RUNNING RATE CURVE POINTER		0	0	0	0	21	21	21
-------- YEAR 2022 --------								
RUNNING RATE CURVE POINTER		0	0	0	0	22	22	22
-------- YEAR 2023 --------								
RUNNING RATE CURVE POINTER		0	0	0	0	23	23	23
-------- YEAR 2024 --------								
RUNNING RATE CURVE POINTER		0	0	0	0	24	24	24
-------- YEAR 2025 --------								
RUNNING RATE CURVE POINTER		0	0	0	0	25	25	25
-------- YEAR 2026 --------								
RUNNING RATE CURVE POINTER		0	0	0	0	26	26	26
-------- YEAR 2027 --------								
RUNNING RATE CURVE POINTER		0	0	0	0	27	27	27
-------- YEAR 2028 --------								
RUNNING RATE CURVE POINTER		0	0	0	0	28	28	28
-------- YEAR 2029 --------								
RUNNING RATE CURVE POINTER		0	0	0	0	29	29	29
-------- YEAR 2030 --------								
RUNNING RATE CURVE POINTER		0	0	0	0	30	30	30
-------- YEAR 2031 --------								
RUNNING RATE CURVE POINTER		0	0	0	0	31	31	31
-------- YEAR 2032 --------								
RUNNING RATE CURVE POINTER		0	0	0	0	32	32	32
-------- YEAR 2033 --------								
RUNNING RATE CURVE POINTER		0	0	0	0	33	33	33
-------- YEAR 2034 --------								
RUNNING RATE CURVE POINTER		0	0	0	0	34	34	34
-------- YEAR 2035 --------								
RUNNING RATE CURVE POINTER		0	0	0	0	35	35	35
-------- YEAR 2036 --------								
RUNNING RATE CURVE POINTER		0	0	0	0	36	36	36
-------- YEAR 2037 --------								
RUNNING RATE CURVE POINTER		0	0	0	0	37	37	37
-------- YEAR 2038 --------								
RUNNING RATE CURVE POINTER		0	0	0	0	38	38	38
-------- YEAR 2039 --------								
RUNNING RATE CURVE POINTER		0	0	0	0	39	39	39
-------- YEAR 2040 --------								
RUNNING RATE CURVE POINTER		0	0	0	0	40	40	40

INTERCHANGE SYSTEM		8 WD_MKTS	9 WN_MKTS	10 WE_MKTS
-------- YEAR 2011 --------				
ANNUAL RUNNING RATE PEAK VALUE	$/MWH	0.00	0.00	0.00
EXTERNAL SYSTEM DATA GROUP	POINTER	0	0	0
INTERCHANGE PARTICIPATION	%	100.00	100.00	100.00
RUNNING RATE CURVE POINTER		41	41	41
SEASONAL RUNNING RATE PROFILE		0	0	0
-------- YEAR 2012 --------				
RUNNING RATE CURVE POINTER		42	42	42
-------- YEAR 2013 --------				
RUNNING RATE CURVE POINTER		43	43	43
-------- YEAR 2014 --------				
RUNNING RATE CURVE POINTER		44	44	44
-------- YEAR 2015 --------				
RUNNING RATE CURVE POINTER		45	45	45
-------- YEAR 2016 --------				
RUNNING RATE CURVE POINTER		46	46	46
-------- YEAR 2017 --------				
RUNNING RATE CURVE POINTER		47	47	47
-------- YEAR 2018 --------				
RUNNING RATE CURVE POINTER		48	48	48
-------- YEAR 2019 --------				
RUNNING RATE CURVE POINTER		49	49	49
-------- YEAR 2020 --------				
RUNNING RATE CURVE POINTER		50	50	50
-------- YEAR 2021 --------				
RUNNING RATE CURVE POINTER		51	51	51
-------- YEAR 2022 --------				
RUNNING RATE CURVE POINTER		52	52	52
-------- YEAR 2023 --------				
RUNNING RATE CURVE POINTER		53	53	53
-------- YEAR 2024 --------				
RUNNING RATE CURVE POINTER		54	54	54
-------- YEAR 2025 --------				
RUNNING RATE CURVE POINTER		55	55	55
-------- YEAR 2026 --------				
RUNNING RATE CURVE POINTER		56	56	56
-------- YEAR 2027 --------				
RUNNING RATE CURVE POINTER		57	57	57
-------- YEAR 2028 --------				
RUNNING RATE CURVE POINTER		58	58	58

NOTE: DATA DISPLAYED AFTER 2011 ONLY IF
VALUE CHANGED FROM PREVIOUS YEAR.

AEP EAST
GENERATION AND FUEL MODULE
INPUT SUMMARY REPORT

QUALIFIER = GAF.INPUT.INTERCHANGE.

INTERCHANGE SYSTEM	8 WD_MKTS	9 WN_MKTS	10 WE_MKTS
-------- YEAR 2029 --------			
RUNNING RATE CURVE POINTER	59	59	59
-------- YEAR 2030 --------			
RUNNING RATE CURVE POINTER	60	60	60
-------- YEAR 2031 --------			
RUNNING RATE CURVE POINTER	61	61	61
-------- YEAR 2032 --------			
RUNNING RATE CURVE POINTER	62	62	62
-------- YEAR 2033 --------			
RUNNING RATE CURVE POINTER	63	63	63
-------- YEAR 2034 --------			
RUNNING RATE CURVE POINTER	64	64	64
-------- YEAR 2035 --------			
RUNNING RATE CURVE POINTER	65	65	65
-------- YEAR 2036 --------			
RUNNING RATE CURVE POINTER	66	66	66
-------- YEAR 2037 --------			
RUNNING RATE CURVE POINTER	67	67	67
-------- YEAR 2038 --------			
RUNNING RATE CURVE POINTER	68	68	68
-------- YEAR 2039 --------			
RUNNING RATE CURVE POINTER	69	69	69
-------- YEAR 2040 --------			
RUNNING RATE CURVE POINTER	70	70	70

NOTE: DATA DISPLAYED AFTER 2011 ONLY IF
VALUE CHANGED FROM PREVIOUS YEAR.

AEP EAST
GENERATION AND FUEL MODULE
INPUT SUMMARY REPORT

QUALIFIER = GAF.INPUT.INTERCHANGE.

INTERCHANGE SYSTEM	1 OPCO+CSP	2 I&M	3 APCO	4 KPCO	5 WD_MKTP	6 WN_MKTP	7 WE_MKTP
EFFLUENT							
1 SO2 (E) EFFLUENT POINTER	0	0	0	0	0	0	0
2 CO2 (S) EFFLUENT POINTER	0	0	0	0	0	0	0
3 CO2 (G) EFFLUENT POINTER	0	0	0	0	0	0	0
4 NOX (B) EFFLUENT POINTER	0	0	0	0	0	0	0
5 NSR SO2 EFFLUENT POINTER	0	0	0	0	0	0	0
6 HG (E) EFFLUENT POINTER	0	0	0	0	0	0	0

INTERCHANGE SYSTEM	8 WD_MKTS	9 WN_MKTS	10 WE_MKTS
EFFLUENT			
1 SO2 (E) EFFLUENT POINTER	0	0	0
2 CO2 (S) EFFLUENT POINTER	0	0	0
3 CO2 (G) EFFLUENT POINTER	0	0	0
4 NOX (B) EFFLUENT POINTER	0	0	0
5 NSR SO2 EFFLUENT POINTER	0	0	0
6 HG (E) EFFLUENT POINTER	0	0	0

AEP EAST
GENERATION AND FUEL MODULE
INPUT SUMMARY REPORT

QUALIFIER = GAF.INPUT.INTERCHANGE.

TRANSMISSION LINK		1	2	3	4	5	6	7
-------- YEAR 2011 --------								
FIRST CONNECTION CHARGES	$/MWH	0.00	0.00	0.00	0.00	0.00	0.00	0.00
FIRST CONNECTION PROFILE		0	0	0	0	0	0	0
FIRST LOSS POINTER	POINTER	0	0	0	0	0	0	0
FIRST SYSTEM FIRM IMPORT	%	0.00	0.00	0.00	0.00	0.00	0.00	0.00
FIRST TIE AVAILABILITY	%	100.00	100.00	100.00	100.00	100.00	100.00	100.00
FIRST TIE LIMIT POINTER	POINTER	1	1	1	2	2	2	1
FIRST TRANSFER POINT	FRACTION	0.50	0.50	0.50	0.50	0.50	0.50	0.50
FIRST TRANSFER PROFILE		0	0	0	0	0	0	0
SECOND CONNECTION CHARGES	$/MWH	0.00	0.00	0.00	0.00	0.00	0.00	0.00
SECOND CONNECTION PROFILE		0	0	0	0	0	0	0
SECOND LOSS POINTER	POINTER	0	0	0	0	0	0	0
SECOND SYSTEM FIRM IMPORT	%	0.00	0.00	0.00	0.00	0.00	0.00	0.00
SECOND TIE AVAILABILITY	%	100.00	100.00	100.00	100.00	100.00	100.00	100.00
SECOND TIE LIMIT POINTER	POINTER	2	2	2	1	1	1	2
SECOND TRANSFER POINT	FRACTION	0.50	0.50	0.50	0.50	0.50	0.50	0.50
SECOND TRANSFER PROFILE		0	0	0	0	0	0	0
-------- YEAR 2012 --------								
-------- YEAR 2013 --------								
-------- YEAR 2014 --------								
-------- YEAR 2015 --------								
-------- YEAR 2016 --------								
-------- YEAR 2017 --------								
-------- YEAR 2018 --------								
-------- YEAR 2019 --------								
-------- YEAR 2020 --------								
-------- YEAR 2021 --------								
-------- YEAR 2022 --------								
-------- YEAR 2023 --------								
-------- YEAR 2024 --------								
-------- YEAR 2025 --------								
-------- YEAR 2026 --------								
-------- YEAR 2027 --------								
-------- YEAR 2028 --------								
-------- YEAR 2029 --------								
-------- YEAR 2030 --------								
-------- YEAR 2031 --------								
-------- YEAR 2032 --------								
-------- YEAR 2033 --------								
-------- YEAR 2034 --------								
-------- YEAR 2035 --------								
-------- YEAR 2036 --------								
-------- YEAR 2037 --------								
-------- YEAR 2038 --------								
-------- YEAR 2039 --------								
-------- YEAR 2040 --------								

TRANSMISSION LINK		8	9	10	11	12	13	14
-------- YEAR 2011 --------								
FIRST CONNECTION CHARGES	$/MWH	0.00	0.00	0.00	0.00	0.00	0.00	0.00
FIRST CONNECTION PROFILE		0	0	0	0	0	0	0
FIRST LOSS POINTER	POINTER	0	0	0	0	0	0	0
FIRST SYSTEM FIRM IMPORT	%	0.00	0.00	0.00	0.00	0.00	0.00	0.00
FIRST TIE AVAILABILITY	%	100.00	100.00	100.00	100.00	100.00	100.00	100.00
FIRST TIE LIMIT POINTER	POINTER	1	1	2	2	2	1	1
FIRST TRANSFER POINT	FRACTION	0.50	0.50	0.50	0.50	0.50	0.50	0.50
FIRST TRANSFER PROFILE		0	0	0	0	0	0	0
SECOND CONNECTION CHARGES	$/MWH	0.00	0.00	0.00	0.00	0.00	0.00	0.00
SECOND CONNECTION PROFILE		0	0	0	0	0	0	0
SECOND LOSS POINTER	POINTER	0	0	0	0	0	0	0
SECOND SYSTEM FIRM IMPORT	%	0.00	0.00	0.00	0.00	0.00	0.00	0.00
SECOND TIE AVAILABILITY	%	100.00	100.00	100.00	100.00	100.00	100.00	100.00
SECOND TIE LIMIT POINTER	POINTER	2	2	1	1	1	2	2
SECOND TRANSFER POINT	FRACTION	0.50	0.50	0.50	0.50	0.50	0.50	0.50
SECOND TRANSFER PROFILE		0	0	0	0	0	0	0

-------- YEAR 2012 --------

-------- YEAR 2013 --------

-------- YEAR 2014 --------

-------- YEAR 2015 --------

-------- YEAR 2016 --------

-------- YEAR 2017 --------

-------- YEAR 2018 --------

-------- YEAR 2019 --------

-------- YEAR 2020 --------

-------- YEAR 2021 --------

-------- YEAR 2022 --------

-------- YEAR 2023 --------

-------- YEAR 2024 --------

-------- YEAR 2025 --------

-------- YEAR 2026 --------

-------- YEAR 2027 --------

-------- YEAR 2028 --------

-------- YEAR 2029 --------

-------- YEAR 2030 --------

-------- YEAR 2031 --------

-------- YEAR 2032 --------

-------- YEAR 2033 --------

-------- YEAR 2034 --------

-------- YEAR 2035 --------

-------- YEAR 2036 --------

-------- YEAR 2037 --------

-------- YEAR 2038 --------

-------- YEAR 2039 --------

-------- YEAR 2040 --------

TRANSMISSION LINK		15	16	17	18	19	20	21
-------- YEAR 2011 --------								
FIRST CONNECTION CHARGES	$/MWH	0.00	0.00	0.00	0.00	0.00	0.00	0.00

NOTE: DATA DISPLAYED AFTER 2011 ONLY IF
VALUE CHANGED FROM PREVIOUS YEAR.

AEP EAST
GENERATION AND FUEL MODULE
INPUT SUMMARY REPORT

QUALIFIER = GAF.INPUT.INTERCHANGE.

TRANSMISSION LINK		15	16	17	18	19	20	21
-------- YEAR 2011 --------								
FIRST CONNECTION PROFILE		0	0	0	0	0	0	0
FIRST LOSS POINTER	POINTER	0	0	0	0	0	0	0
FIRST SYSTEM FIRM IMPORT	%	0.00	0.00	0.00	0.00	0.00	0.00	0.00
FIRST TIE AVAILABILITY	%	100.00	100.00	100.00	100.00	100.00	100.00	100.00
FIRST TIE LIMIT POINTER	POINTER	1	2	2	2	1	1	1
FIRST TRANSFER POINT	FRACTION	0.50	0.50	0.50	0.50	0.50	0.50	0.50
FIRST TRANSFER PROFILE		0	0	0	0	0	0	0
SECOND CONNECTION CHARGES	$/MWH	0.00	0.00	0.00	0.00	0.00	0.00	0.00
SECOND CONNECTION PROFILE		0	0	0	0	0	0	0
SECOND LOSS POINTER	POINTER	0	0	0	0	0	0	0
SECOND SYSTEM FIRM IMPORT	%	0.00	0.00	0.00	0.00	0.00	0.00	0.00
SECOND TIE AVAILABILITY	%	100.00	100.00	100.00	100.00	100.00	100.00	100.00
SECOND TIE LIMIT POINTER	POINTER	2	1	1	1	2	2	2
SECOND TRANSFER POINT	FRACTION	0.50	0.50	0.50	0.50	0.50	0.50	0.50
SECOND TRANSFER PROFILE		0	0	0	0	0	0	0
-------- YEAR 2012 --------								
-------- YEAR 2013 --------								
-------- YEAR 2014 --------								
-------- YEAR 2015 --------								
-------- YEAR 2016 --------								
-------- YEAR 2017 --------								
-------- YEAR 2018 --------								
-------- YEAR 2019 --------								
-------- YEAR 2020 --------								
-------- YEAR 2021 --------								
-------- YEAR 2022 --------								
-------- YEAR 2023 --------								
-------- YEAR 2024 --------								
-------- YEAR 2025 --------								
-------- YEAR 2026 --------								
-------- YEAR 2027 --------								
-------- YEAR 2028 --------								
-------- YEAR 2029 --------								
-------- YEAR 2030 --------								
-------- YEAR 2031 --------								
-------- YEAR 2032 --------								
-------- YEAR 2033 --------								
-------- YEAR 2034 --------								
-------- YEAR 2035 --------								
-------- YEAR 2036 --------								
-------- YEAR 2037 --------								
-------- YEAR 2038 --------								
-------- YEAR 2039 --------								
-------- YEAR 2040 --------								

TRANSMISSION LINK		22	23	24	120
-------- YEAR 2011 --------					
FIRST CONNECTION CHARGES	$/MWH	0.00	0.00	0.00	0.00
FIRST CONNECTION PROFILE		0	0	0	0
FIRST LOSS POINTER	POINTER	0	0	0	0
FIRST SYSTEM FIRM IMPORT	%	0.00	0.00	0.00	0.00
FIRST TIE AVAILABILITY	%	100.00	100.00	100.00	100.00
FIRST TIE LIMIT POINTER	POINTER	2	2	2	0
FIRST TRANSFER POINT	FRACTION	0.50	0.50	0.50	0.50
FIRST TRANSFER PROFILE		0	0	0	0
SECOND CONNECTION CHARGES	$/MWH	0.00	0.00	0.00	0.00
SECOND CONNECTION PROFILE		0	0	0	0
SECOND LOSS POINTER	POINTER	0	0	0	0
SECOND SYSTEM FIRM IMPORT	%	0.00	0.00	0.00	0.00
SECOND TIE AVAILABILITY	%	100.00	100.00	100.00	100.00
SECOND TIE LIMIT POINTER	POINTER	1	1	1	0
SECOND TRANSFER POINT	FRACTION	0.50	0.50	0.50	0.50
SECOND TRANSFER PROFILE		0	0	0	0
-------- YEAR 2012 --------					

SECOND TIE LIMIT POINTER	POINTER	1	1	1	300
-------- YEAR 2013 --------					
-------- YEAR 2014 --------					
-------- YEAR 2015 --------					
SECOND TIE LIMIT POINTER	POINTER	1	1	1	298
-------- YEAR 2016 --------					
SECOND TIE LIMIT POINTER	POINTER	1	1	1	290
-------- YEAR 2017 --------					
SECOND TIE LIMIT POINTER	POINTER	1	1	1	300
-------- YEAR 2018 --------					
-------- YEAR 2019 --------					
SECOND TIE LIMIT POINTER	POINTER	1	1	1	266
-------- YEAR 2020 --------					
SECOND TIE LIMIT POINTER	POINTER	1	1	1	300
-------- YEAR 2021 --------					
-------- YEAR 2022 --------					
SECOND TIE LIMIT POINTER	POINTER	1	1	1	258
-------- YEAR 2023 --------					
SECOND TIE LIMIT POINTER	POINTER	1	1	1	242
-------- YEAR 2024 --------					
SECOND TIE LIMIT POINTER	POINTER	1	1	1	300
-------- YEAR 2025 --------					
SECOND TIE LIMIT POINTER	POINTER	1	1	1	210
-------- YEAR 2026 --------					
SECOND TIE LIMIT POINTER	POINTER	1	1	1	202
-------- YEAR 2027 --------					
SECOND TIE LIMIT POINTER	POINTER	1	1	1	258
-------- YEAR 2028 --------					
SECOND TIE LIMIT POINTER	POINTER	1	1	1	170
-------- YEAR 2029 --------					
SECOND TIE LIMIT POINTER	POINTER	1	1	1	258
-------- YEAR 2030 --------					
SECOND TIE LIMIT POINTER	POINTER	1	1	1	0
-------- YEAR 2031 --------					
-------- YEAR 2032 --------					
-------- YEAR 2033 --------					
-------- YEAR 2034 --------					
-------- YEAR 2035 --------					

NOTE: DATA DISPLAYED AFTER 2011 ONLY IF
VALUE CHANGED FROM PREVIOUS YEAR.

AEP EAST
GENERATION AND FUEL MODULE
INPUT SUMMARY REPORT

QUALIFIER = GAF.INPUT.INTERCHANGE.

TRANSMISSION LINK	22	23	24	120
-------- YEAR 2036 --------				
-------- YEAR 2037 --------				
-------- YEAR 2038 --------				
-------- YEAR 2039 --------				
-------- YEAR 2040 --------				

NOTE: DATA DISPLAYED AFTER 2011 ONLY IF
VALUE CHANGED FROM PREVIOUS YEAR.

AEP EAST
GENERATION AND FUEL MODULE
INPUT SUMMARY REPORT

QUALIFIER = GAF.INPUT.INTERCHANGE.

TRANSMISSION LIMIT PROFILE		1 0 MW_TIE	2 UNLIMIT
---- SEASON 1 JANUARY ----			
TIE LIMIT	MW	0.00	999999.00
---- SEASON 2 FEBRUARY ----			
TIE LIMIT	MW	0.00	999999.00
---- SEASON 3 MARCH ----			
TIE LIMIT	MW	0.00	999999.00
---- SEASON 4 APRIL ----			
TIE LIMIT	MW	0.00	999999.00
---- SEASON 5 MAY ----			
TIE LIMIT	MW	0.00	999999.00
---- SEASON 6 JUNE ----			
TIE LIMIT	MW	0.00	999999.00
---- SEASON 7 JULY ----			
TIE LIMIT	MW	0.00	999999.00
---- SEASON 8 AUGUST ----			
TIE LIMIT	MW	0.00	999999.00
---- SEASON 9 SEPTEMBR ----			
TIE LIMIT	MW	0.00	999999.00
---- SEASON 10 OCTOBER ----			
TIE LIMIT	MW	0.00	999999.00
---- SEASON 11 NOVEMBER ----			
TIE LIMIT	MW	0.00	999999.00
---- SEASON 12 DECEMBER ----			
TIE LIMIT	MW	0.00	999999.00

AEP EAST
GENERATION AND FUEL MODULE
INPUT SUMMARY REPORT

QUALIFIER = GAF.INPUT.PUMP STORAGE UNIT.

PUMPED STORAGE UNIT		1
		SMITH MT
		0
AIR BASIN POINTER		1
COMMISSION MONTH	MONTH	1
COMMISSION YEAR	YEAR	2011
COMMITMENT CONTRIBUTION		N
ESCALATION ANCILLARY REVENUE		
ESCALATION CAPACITY REVENUE		
ESCALATION FIXED COSTS		
ESCALATION MINIMUM SAVING		
ESCALATION VARIABLE COSTS		
FUEL TYPE	FUEL ID	0
RETIREMENT MONTH	MONTH	12
RETIREMENT YEAR	YEAR	2045
SOURCE INDEX NUMBER		0
SPINNING CONTRIBUTION	%	100.00
SYSTEM AGGREGATE POINTER		0
UNIT DISPATCH METHOD		1

AEP EAST
GENERATION AND FUEL MODULE
INPUT SUMMARY REPORT

QUALIFIER = GAF.INPUT.PUMP STORAGE UNIT.

PUMPED STORAGE UNIT		1
		SMITH MT
		0
-------- YEAR 2011 --------		
ANCILLARY REVENUE RATE	$/MWH	0.00
CAPACITY REVENUE PROFILE		0
CAPACITY REVENUE RATE	$/KW	0.00
CYCLE EFFICIENCY	%	70.00
ENERGY MARGIN CAPACITY FACTOR	FRACTION	0.00
FIXED COSTS	$000	0.00
GENERATION CAP POINTER		0
GENERATION CAPACITY	MW	586.00
HEAT RATE	MBTU/MWH	0.00
MINIMUM SAVINGS	$/MWH	-8.30
PERCENT FIRM	%	100.00
POND LIMIT	MWH	5900.00
PUMPING CAP POINTER		0
PUMPING CAPACITY	MW	300.00
RENEWABLE ENERGY CREDIT	RATIO	0.00
VARIABLE O AND M COSTS	$/MWH	0.00
-------- YEAR 2012 --------		
MINIMUM SAVINGS	$/MWH	-8.80
-------- YEAR 2013 --------		
MINIMUM SAVINGS	$/MWH	-8.70
-------- YEAR 2014 --------		
MINIMUM SAVINGS	$/MWH	-9.00
-------- YEAR 2015 --------		
-------- YEAR 2016 --------		
-------- YEAR 2017 --------		
-------- YEAR 2018 --------		
-------- YEAR 2019 --------		
-------- YEAR 2020 --------		
-------- YEAR 2021 --------		
-------- YEAR 2022 --------		
-------- YEAR 2023 --------		
-------- YEAR 2024 --------		
-------- YEAR 2025 --------		
-------- YEAR 2026 --------		
-------- YEAR 2027 --------		
-------- YEAR 2028 --------		
-------- YEAR 2029 --------		
-------- YEAR 2030 --------		
-------- YEAR 2031 --------		
-------- YEAR 2032 --------		
-------- YEAR 2033 --------		
-------- YEAR 2034 --------		
-------- YEAR 2035 --------		
-------- YEAR 2036 --------		
-------- YEAR 2037 --------		
-------- YEAR 2038 --------		
-------- YEAR 2039 --------		
-------- YEAR 2040 --------		

NOTE: DATA DISPLAYED AFTER 2011 ONLY IF
VALUE CHANGED FROM PREVIOUS YEAR.

AEP EAST
GENERATION AND FUEL MODULE
INPUT SUMMARY REPORT

QUALIFIER = GAF.INPUT.PUMP STORAGE UNIT.

PUMPED STORAGE UNIT	1
	SMITH MT
	0

EFFLUENT

1 SO2 (E)	
EFFLUENT POINTER	0
2 CO2 (S)	
EFFLUENT POINTER	0
3 CO2 (G)	
EFFLUENT POINTER	0
4 NOX (B)	
EFFLUENT POINTER	0
5 NSR SO2	
EFFLUENT POINTER	0
6 HG (E)	
EFFLUENT POINTER	0

AEP EAST
GENERATION AND FUEL MODULE
INPUT SUMMARY REPORT

QUALIFIER = GAF.INPUT.PUMP STORAGE UNIT.

PUMPED STORAGE UNIT	1
	SMITH MT
	0
---- SEASON 1 JANUARY ----	
WEEKLY POND CYCLES	1.00
---- SEASON 2 FEBRUARY ----	
WEEKLY POND CYCLES	1.00
---- SEASON 3 MARCH ----	
WEEKLY POND CYCLES	1.00
---- SEASON 4 APRIL ----	
WEEKLY POND CYCLES	1.00
---- SEASON 5 MAY ----	
WEEKLY POND CYCLES	1.00
---- SEASON 6 JUNE ----	
WEEKLY POND CYCLES	1.00
---- SEASON 7 JULY ----	
WEEKLY POND CYCLES	1.00
---- SEASON 8 AUGUST ----	
WEEKLY POND CYCLES	1.00
---- SEASON 9 SEPTEMBR ----	
WEEKLY POND CYCLES	1.00
---- SEASON 10 OCTOBER ----	
WEEKLY POND CYCLES	1.00
---- SEASON 11 NOVEMBER ----	
WEEKLY POND CYCLES	1.00
---- SEASON 12 DECEMBER ----	
WEEKLY POND CYCLES	1.00

AEP EAST
GENERATION AND FUEL MODULE
INPUT SUMMARY REPORT

QUALIFIER = GAF.INPUT.PUMP STORAGE UNIT.

```
   GENERATING COMPANIES              1 OPCO+CSP
   PUMPED STORAGE UNIT                                  1
                                                 SMITH MT
                                                        0

-------- YEAR 2011 --------
OWNERSHIP RATIO                 RATIO            0.00

-------- YEAR 2012 --------

-------- YEAR 2013 --------

-------- YEAR 2014 --------

-------- YEAR 2015 --------

-------- YEAR 2016 --------

-------- YEAR 2017 --------

-------- YEAR 2018 --------

-------- YEAR 2019 --------

-------- YEAR 2020 --------

-------- YEAR 2021 --------

-------- YEAR 2022 --------

-------- YEAR 2023 --------

-------- YEAR 2024 --------

-------- YEAR 2025 --------

-------- YEAR 2026 --------

-------- YEAR 2027 --------

-------- YEAR 2028 --------

-------- YEAR 2029 --------

-------- YEAR 2030 --------

-------- YEAR 2031 --------

-------- YEAR 2032 --------

-------- YEAR 2033 --------

-------- YEAR 2034 --------

-------- YEAR 2035 --------

-------- YEAR 2036 --------

-------- YEAR 2037 --------

-------- YEAR 2038 --------

-------- YEAR 2039 --------

-------- YEAR 2040 --------

   GENERATING COMPANIES              2 I&M
   PUMPED STORAGE UNIT                                  1
                                                 SMITH MT
                                                        0

-------- YEAR 2011 --------
OWNERSHIP RATIO                 RATIO            0.00

-------- YEAR 2012 --------

-------- YEAR 2013 --------

-------- YEAR 2014 --------

-------- YEAR 2015 --------

-------- YEAR 2016 --------

-------- YEAR 2017 --------

-------- YEAR 2018 --------

-------- YEAR 2019 --------

-------- YEAR 2020 --------

-------- YEAR 2021 --------

-------- YEAR 2022 --------

-------- YEAR 2023 --------

-------- YEAR 2024 --------
```

-------- YEAR 2025 --------

-------- YEAR 2026 --------

-------- YEAR 2027 --------

-------- YEAR 2028 --------

-------- YEAR 2029 --------

-------- YEAR 2030 --------

-------- YEAR 2031 --------

-------- YEAR 2032 --------

-------- YEAR 2033 --------

-------- YEAR 2034 --------

-------- YEAR 2035 --------

-------- YEAR 2036 --------

-------- YEAR 2037 --------

-------- YEAR 2038 --------

-------- YEAR 2039 --------

-------- YEAR 2040 --------

GENERATING COMPANIES	3 APCO	
PUMPED STORAGE UNIT		1
		SMITH MT
		0

-------- YEAR 2011 --------

OWNERSHIP RATIO	RATIO	1.00

-------- YEAR 2012 --------

-------- YEAR 2013 --------

-------- YEAR 2014 --------

-------- YEAR 2015 --------

-------- YEAR 2016 --------

-------- YEAR 2017 --------

-------- YEAR 2018 --------

-------- YEAR 2019 --------

-------- YEAR 2020 --------

-------- YEAR 2021 --------

-------- YEAR 2022 --------

NOTE: DATA DISPLAYED AFTER 2011 ONLY IF
VALUE CHANGED FROM PREVIOUS YEAR.

AEP EAST
GENERATION AND FUEL MODULE
INPUT SUMMARY REPORT

QUALIFIER = GAF.INPUT.PUMP STORAGE UNIT.

```
   GENERATING COMPANIES              3 APCO
   PUMPED STORAGE UNIT                                1
                                            SMITH MT
                                                   0

-------- YEAR 2023 --------

-------- YEAR 2024 --------

-------- YEAR 2025 --------

-------- YEAR 2026 --------

-------- YEAR 2027 --------

-------- YEAR 2028 --------

-------- YEAR 2029 --------

-------- YEAR 2030 --------

-------- YEAR 2031 --------

-------- YEAR 2032 --------

-------- YEAR 2033 --------

-------- YEAR 2034 --------

-------- YEAR 2035 --------

-------- YEAR 2036 --------

-------- YEAR 2037 --------

-------- YEAR 2038 --------

-------- YEAR 2039 --------

-------- YEAR 2040 --------

   GENERATING COMPANIES              4 KPCO
   PUMPED STORAGE UNIT                                1
                                            SMITH MT
                                                   0

-------- YEAR 2011 --------
OWNERSHIP RATIO                 RATIO            0.00

-------- YEAR 2012 --------

-------- YEAR 2013 --------

-------- YEAR 2014 --------

-------- YEAR 2015 --------

-------- YEAR 2016 --------

-------- YEAR 2017 --------

-------- YEAR 2018 --------

-------- YEAR 2019 --------

-------- YEAR 2020 --------

-------- YEAR 2021 --------

-------- YEAR 2022 --------

-------- YEAR 2023 --------

-------- YEAR 2024 --------

-------- YEAR 2025 --------

-------- YEAR 2026 --------

-------- YEAR 2027 --------

-------- YEAR 2028 --------

-------- YEAR 2029 --------

-------- YEAR 2030 --------

-------- YEAR 2031 --------

-------- YEAR 2032 --------

-------- YEAR 2033 --------

-------- YEAR 2034 --------

-------- YEAR 2035 --------

-------- YEAR 2036 --------
```

-------- YEAR 2037 --------

-------- YEAR 2038 --------

-------- YEAR 2039 --------

-------- YEAR 2040 --------

NOTE: DATA DISPLAYED AFTER 2011 ONLY IF
VALUE CHANGED FROM PREVIOUS YEAR.

AEP EAST
GENERATION AND FUEL MODULE
INPUT SUMMARY REPORT

QUALIFIER = GAF.INPUT.PUMP STORAGE UNIT.

========== SEASON 1 JANUARY ==========

PUMPED STORAGE UNIT		1
		SMITH MT
		0
-------- YEAR 2011 --------		
SEASONAL ENERGY	MWH	-10600.00
-------- YEAR 2012 --------		
-------- YEAR 2013 --------		
-------- YEAR 2014 --------		
-------- YEAR 2015 --------		
-------- YEAR 2016 --------		
-------- YEAR 2017 --------		
-------- YEAR 2018 --------		
-------- YEAR 2019 --------		
-------- YEAR 2020 --------		
-------- YEAR 2021 --------		
-------- YEAR 2022 --------		
-------- YEAR 2023 --------		
-------- YEAR 2024 --------		
-------- YEAR 2025 --------		
-------- YEAR 2026 --------		
-------- YEAR 2027 --------		
-------- YEAR 2028 --------		
-------- YEAR 2029 --------		
-------- YEAR 2030 --------		
-------- YEAR 2031 --------		
-------- YEAR 2032 --------		
-------- YEAR 2033 --------		
-------- YEAR 2034 --------		
-------- YEAR 2035 --------		
-------- YEAR 2036 --------		
-------- YEAR 2037 --------		
-------- YEAR 2038 --------		
-------- YEAR 2039 --------		
-------- YEAR 2040 --------		

========== SEASON 2 FEBRUARY ==========

PUMPED STORAGE UNIT		1
		SMITH MT
		0
-------- YEAR 2011 --------		
SEASONAL ENERGY	MWH	-11800.00
-------- YEAR 2012 --------		
-------- YEAR 2013 --------		
-------- YEAR 2014 --------		
-------- YEAR 2015 --------		
-------- YEAR 2016 --------		
-------- YEAR 2017 --------		
-------- YEAR 2018 --------		
-------- YEAR 2019 --------		
-------- YEAR 2020 --------		
-------- YEAR 2021 --------		
-------- YEAR 2022 --------		
-------- YEAR 2023 --------		
-------- YEAR 2024 --------		

-------- YEAR 2025 --------

-------- YEAR 2026 --------

-------- YEAR 2027 --------

-------- YEAR 2028 --------

-------- YEAR 2029 --------

-------- YEAR 2030 --------

-------- YEAR 2031 --------

-------- YEAR 2032 --------

-------- YEAR 2033 --------

-------- YEAR 2034 --------

-------- YEAR 2035 --------

-------- YEAR 2036 --------

-------- YEAR 2037 --------

-------- YEAR 2038 --------

-------- YEAR 2039 --------

-------- YEAR 2040 --------

========== SEASON 3 MARCH ==========

PUMPED STORAGE UNIT		1
		SMITH MT
		0

-------- YEAR 2011 --------

SEASONAL ENERGY	MWH	-16800.00

-------- YEAR 2012 --------

-------- YEAR 2013 --------

-------- YEAR 2014 --------

-------- YEAR 2015 --------

-------- YEAR 2016 --------

-------- YEAR 2017 --------

-------- YEAR 2018 --------

-------- YEAR 2019 --------

-------- YEAR 2020 --------

-------- YEAR 2021 --------

-------- YEAR 2022 --------

NOTE: DATA DISPLAYED AFTER 2011 ONLY IF
VALUE CHANGED FROM PREVIOUS YEAR.

AEP EAST
GENERATION AND FUEL MODULE
INPUT SUMMARY REPORT

QUALIFIER = GAF.INPUT.PUMP STORAGE UNIT.

========== SEASON 3 MARCH ==========

PUMPED STORAGE UNIT	1
SMITH MT	0

-------- YEAR 2023 --------

-------- YEAR 2024 --------

-------- YEAR 2025 --------

-------- YEAR 2026 --------

-------- YEAR 2027 --------

-------- YEAR 2028 --------

-------- YEAR 2029 --------

-------- YEAR 2030 --------

-------- YEAR 2031 --------

-------- YEAR 2032 --------

-------- YEAR 2033 --------

-------- YEAR 2034 --------

-------- YEAR 2035 --------

-------- YEAR 2036 --------

-------- YEAR 2037 --------

-------- YEAR 2038 --------

-------- YEAR 2039 --------

-------- YEAR 2040 --------

========== SEASON 4 APRIL ==========

PUMPED STORAGE UNIT	1
SMITH MT	0

-------- YEAR 2011 --------

SEASONAL ENERGY	MWH	-15600.00

-------- YEAR 2012 --------

-------- YEAR 2013 --------

-------- YEAR 2014 --------

-------- YEAR 2015 --------

-------- YEAR 2016 --------

-------- YEAR 2017 --------

-------- YEAR 2018 --------

-------- YEAR 2019 --------

-------- YEAR 2020 --------

-------- YEAR 2021 --------

-------- YEAR 2022 --------

-------- YEAR 2023 --------

-------- YEAR 2024 --------

-------- YEAR 2025 --------

-------- YEAR 2026 --------

-------- YEAR 2027 --------

-------- YEAR 2028 --------

-------- YEAR 2029 --------

-------- YEAR 2030 --------

-------- YEAR 2031 --------

-------- YEAR 2032 --------

-------- YEAR 2033 --------

-------- YEAR 2034 --------

-------- YEAR 2035 --------

-------- YEAR 2036 --------

-------- YEAR 2037 --------

-------- YEAR 2038 --------

-------- YEAR 2039 --------

-------- YEAR 2040 --------

========== SEASON 5 MAY ==========

PUMPED STORAGE UNIT		1
		SMITH MT
		0

-------- YEAR 2011 --------

SEASONAL ENERGY	MWH	-10900.00

-------- YEAR 2012 --------

-------- YEAR 2013 --------

-------- YEAR 2014 --------

-------- YEAR 2015 --------

-------- YEAR 2016 --------

-------- YEAR 2017 --------

-------- YEAR 2018 --------

-------- YEAR 2019 --------

-------- YEAR 2020 --------

-------- YEAR 2021 --------

-------- YEAR 2022 --------

-------- YEAR 2023 --------

-------- YEAR 2024 --------

-------- YEAR 2025 --------

-------- YEAR 2026 --------

-------- YEAR 2027 --------

-------- YEAR 2028 --------

-------- YEAR 2029 --------

-------- YEAR 2030 --------

-------- YEAR 2031 --------

-------- YEAR 2032 --------

-------- YEAR 2033 --------

-------- YEAR 2034 --------

NOTE: DATA DISPLAYED AFTER 2011 ONLY IF
VALUE CHANGED FROM PREVIOUS YEAR.

AEP EAST
GENERATION AND FUEL MODULE
INPUT SUMMARY REPORT

QUALIFIER = GAF.INPUT.PUMP STORAGE UNIT.

```
          =========== SEASON  5      MAY ============
   PUMPED STORAGE UNIT                                1
                                            SMITH MT
                                                   0

-------- YEAR 2035 --------

-------- YEAR 2036 --------

-------- YEAR 2037 --------

-------- YEAR 2038 --------

-------- YEAR 2039 --------

-------- YEAR 2040 --------

          =========== SEASON  6     JUNE ============
   PUMPED STORAGE UNIT                                1
                                            SMITH MT
                                                   0

-------- YEAR 2011 --------
SEASONAL ENERGY                  MWH        -6800.00

-------- YEAR 2012 --------

-------- YEAR 2013 --------

-------- YEAR 2014 --------

-------- YEAR 2015 --------

-------- YEAR 2016 --------

-------- YEAR 2017 --------

-------- YEAR 2018 --------

-------- YEAR 2019 --------

-------- YEAR 2020 --------

-------- YEAR 2021 --------

-------- YEAR 2022 --------

-------- YEAR 2023 --------

-------- YEAR 2024 --------

-------- YEAR 2025 --------

-------- YEAR 2026 --------

-------- YEAR 2027 --------

-------- YEAR 2028 --------

-------- YEAR 2029 --------

-------- YEAR 2030 --------

-------- YEAR 2031 --------

-------- YEAR 2032 --------

-------- YEAR 2033 --------

-------- YEAR 2034 --------

-------- YEAR 2035 --------

-------- YEAR 2036 --------

-------- YEAR 2037 --------

-------- YEAR 2038 --------

-------- YEAR 2039 --------

-------- YEAR 2040 --------

          =========== SEASON  7     JULY ============
   PUMPED STORAGE UNIT                                1
                                            SMITH MT
                                                   0

-------- YEAR 2011 --------
SEASONAL ENERGY                  MWH        -4200.00

-------- YEAR 2012 --------

-------- YEAR 2013 --------

-------- YEAR 2014 --------

-------- YEAR 2015 --------
```

-------- YEAR 2016 --------

-------- YEAR 2017 --------

-------- YEAR 2018 --------

-------- YEAR 2019 --------

-------- YEAR 2020 --------

-------- YEAR 2021 --------

-------- YEAR 2022 --------

-------- YEAR 2023 --------

-------- YEAR 2024 --------

-------- YEAR 2025 --------

-------- YEAR 2026 --------

-------- YEAR 2027 --------

-------- YEAR 2028 --------

-------- YEAR 2029 --------

-------- YEAR 2030 --------

-------- YEAR 2031 --------

-------- YEAR 2032 --------

-------- YEAR 2033 --------

-------- YEAR 2034 --------

-------- YEAR 2035 --------

-------- YEAR 2036 --------

-------- YEAR 2037 --------

-------- YEAR 2038 --------

-------- YEAR 2039 --------

-------- YEAR 2040 --------

========== SEASON 8 AUGUST ==========

PUMPED STORAGE UNIT		1
		SMITH MT
		0

-------- YEAR 2011 --------

SEASONAL ENERGY	MWH	-4500.00

-------- YEAR 2012 --------

-------- YEAR 2013 --------

NOTE: DATA DISPLAYED AFTER 2011 ONLY IF
VALUE CHANGED FROM PREVIOUS YEAR.

AEP EAST
GENERATION AND FUEL MODULE
INPUT SUMMARY REPORT

QUALIFIER = GAF.INPUT.PUMP STORAGE UNIT.

========== SEASON 8 AUGUST ==========

PUMPED STORAGE UNIT	1
	SMITH MT
	0

-------- YEAR 2014 --------

-------- YEAR 2015 --------

-------- YEAR 2016 --------

-------- YEAR 2017 --------

-------- YEAR 2018 --------

-------- YEAR 2019 --------

-------- YEAR 2020 --------

-------- YEAR 2021 --------

-------- YEAR 2022 --------

-------- YEAR 2023 --------

-------- YEAR 2024 --------

-------- YEAR 2025 --------

-------- YEAR 2026 --------

-------- YEAR 2027 --------

-------- YEAR 2028 --------

-------- YEAR 2029 --------

-------- YEAR 2030 --------

-------- YEAR 2031 --------

-------- YEAR 2032 --------

-------- YEAR 2033 --------

-------- YEAR 2034 --------

-------- YEAR 2035 --------

-------- YEAR 2036 --------

-------- YEAR 2037 --------

-------- YEAR 2038 --------

-------- YEAR 2039 --------

-------- YEAR 2040 --------

========== SEASON 9 SEPTEMBR ==========

PUMPED STORAGE UNIT	1
	SMITH MT
	0

-------- YEAR 2011 --------

SEASONAL ENERGY	MWH	-5500.00

-------- YEAR 2012 --------

-------- YEAR 2013 --------

-------- YEAR 2014 --------

-------- YEAR 2015 --------

-------- YEAR 2016 --------

-------- YEAR 2017 --------

-------- YEAR 2018 --------

-------- YEAR 2019 --------

-------- YEAR 2020 --------

-------- YEAR 2021 --------

-------- YEAR 2022 --------

-------- YEAR 2023 --------

-------- YEAR 2024 --------

-------- YEAR 2025 --------

-------- YEAR 2026 --------

-------- YEAR 2027 --------

-------- YEAR 2028 --------

-------- YEAR 2029 --------

-------- YEAR 2030 --------

-------- YEAR 2031 --------

-------- YEAR 2032 --------

-------- YEAR 2033 --------

-------- YEAR 2034 --------

-------- YEAR 2035 --------

-------- YEAR 2036 --------

-------- YEAR 2037 --------

-------- YEAR 2038 --------

-------- YEAR 2039 --------

-------- YEAR 2040 --------

========== SEASON 10 OCTOBER ==========

PUMPED STORAGE UNIT		1
		SMITH MT
		0

-------- YEAR 2011 --------

SEASONAL ENERGY	MWH	-5700.00

-------- YEAR 2012 --------

-------- YEAR 2013 --------

-------- YEAR 2014 --------

-------- YEAR 2015 --------

-------- YEAR 2016 --------

-------- YEAR 2017 --------

-------- YEAR 2018 --------

-------- YEAR 2019 --------

-------- YEAR 2020 --------

-------- YEAR 2021 --------

-------- YEAR 2022 --------

-------- YEAR 2023 --------

-------- YEAR 2024 --------

-------- YEAR 2025 --------

NOTE: DATA DISPLAYED AFTER 2011 ONLY IF
VALUE CHANGED FROM PREVIOUS YEAR.

AEP EAST
GENERATION AND FUEL MODULE
INPUT SUMMARY REPORT

QUALIFIER = GAF.INPUT.PUMP STORAGE UNIT.

========== SEASON 10 OCTOBER ==========

PUMPED STORAGE UNIT	1
	SMITH MT
	0

-------- YEAR 2026 --------

-------- YEAR 2027 --------

-------- YEAR 2028 --------

-------- YEAR 2029 --------

-------- YEAR 2030 --------

-------- YEAR 2031 --------

-------- YEAR 2032 --------

-------- YEAR 2033 --------

-------- YEAR 2034 --------

-------- YEAR 2035 --------

-------- YEAR 2036 --------

-------- YEAR 2037 --------

-------- YEAR 2038 --------

-------- YEAR 2039 --------

-------- YEAR 2040 --------

========== SEASON 11 NOVEMBER ==========

PUMPED STORAGE UNIT	1
	SMITH MT
	0

-------- YEAR 2011 --------

SEASONAL ENERGY	MWH	-4600.00

-------- YEAR 2012 --------

-------- YEAR 2013 --------

-------- YEAR 2014 --------

-------- YEAR 2015 --------

-------- YEAR 2016 --------

-------- YEAR 2017 --------

-------- YEAR 2018 --------

-------- YEAR 2019 --------

-------- YEAR 2020 --------

-------- YEAR 2021 --------

-------- YEAR 2022 --------

-------- YEAR 2023 --------

-------- YEAR 2024 --------

-------- YEAR 2025 --------

-------- YEAR 2026 --------

-------- YEAR 2027 --------

-------- YEAR 2028 --------

-------- YEAR 2029 --------

-------- YEAR 2030 --------

-------- YEAR 2031 --------

-------- YEAR 2032 --------

-------- YEAR 2033 --------

-------- YEAR 2034 --------

-------- YEAR 2035 --------

-------- YEAR 2036 --------

-------- YEAR 2037 --------

-------- YEAR 2038 --------

-------- YEAR 2039 --------

```
-------- YEAR 2040 --------

          ========== SEASON 12 DECEMBER ============
   PUMPED STORAGE UNIT                                   1
                                                   SMITH MT
                                                          0

-------- YEAR 2011 --------
SEASONAL ENERGY                  MWH          -5400.00

-------- YEAR 2012 --------

-------- YEAR 2013 --------

-------- YEAR 2014 --------

-------- YEAR 2015 --------

-------- YEAR 2016 --------

-------- YEAR 2017 --------

-------- YEAR 2018 --------

-------- YEAR 2019 --------

-------- YEAR 2020 --------

-------- YEAR 2021 --------

-------- YEAR 2022 --------

-------- YEAR 2023 --------

-------- YEAR 2024 --------

-------- YEAR 2025 --------

-------- YEAR 2026 --------

-------- YEAR 2027 --------

-------- YEAR 2028 --------

-------- YEAR 2029 --------

-------- YEAR 2030 --------

-------- YEAR 2031 --------

-------- YEAR 2032 --------

-------- YEAR 2033 --------

-------- YEAR 2034 --------

-------- YEAR 2035 --------

-------- YEAR 2036 --------

-------- YEAR 2037 --------

NOTE:  DATA DISPLAYED AFTER 2011 ONLY IF
       VALUE CHANGED FROM PREVIOUS YEAR.
```

AEP EAST
GENERATION AND FUEL MODULE
INPUT SUMMARY REPORT

QUALIFIER = GAF.INPUT.PUMP STORAGE UNIT.

========== SEASON 12 DECEMBER ==========

PUMPED STORAGE UNIT	1
	SMITH MT
	0

-------- YEAR 2038 --------

-------- YEAR 2039 --------

-------- YEAR 2040 --------

NOTE: DATA DISPLAYED AFTER 2011 ONLY IF
VALUE CHANGED FROM PREVIOUS YEAR.

AEP EAST
GENERATION AND FUEL MODULE
INPUT SUMMARY REPORT

QUALIFIER = GAF.INPUT.THERMAL UNIT.

THERMAL UNIT		1	2	3	4	5	6	7
		AMOS	AMOS	AMOS_OP	BECKJORD	BIG SAND	BIG SAND	CARD 1+2
		1	2	3	6	1	2	1
AIR BASIN POINTER		1	1	1	1	1	1	1
BID PRICE ACCOUNTING FLAG		0	0	0	0	0	0	0
BID PRICE OPTION		0	0	0	0	0	0	0
COMMISSION MONTH	MONTH	1	1	1	1	1	1	1
COMMISSION YEAR	YEAR	2011	2011	2011	2011	2011	2011	2011
DEFERRAL PRIORITY		0	0	0	0	0	0	0
DISPATCH LAMBDA OPTION		0	0	0	0	0	0	0
EFFICIENT HEAT RATE OPTION		0	0	0	0	0	0	0
ESCALATION ANCILLARY REVENUE								
ESCALATION BID PRICE AT INCREMEN								
ESCALATION BID PRICE AT MINIMUM								
ESCALATION CAPACITY REVENUE								
ESCALATION CAPITAL COSTS								
ESCALATION FIXED ANNUAL RATE		FIXO&M	FIXO&M	FIXO&M				
ESCALATION FIXED COSTS								
ESCALATION FIXED SEASONAL RATE								
ESCALATION VARIABLE COSTS		VARO&M	VARO&M	VARO&M	VARO&M	VARO&M	VARO&M	VARO&M
IMMATURE FORCED OUTAGE RATE	%	0.00	0.00	0.00	0.00	0.00	0.00	0.00
IMMATURITY PERIOD	YEARS	0	0	0	0	0	0	0
MATURITY YEAR	YEAR	2011	2011	2011	2011	2011	2011	2011
PURCHASE UNIT FLAG		0	0	0	0	0	0	0
RESERVE OF TOTAL UNIT	%	0.00	0.00	0.00	0.00	0.00	0.00	0.00
RESERVE OF UPPER SEGMENT	%	100.00	100.00	100.00	100.00	100.00	100.00	100.00
RESOURCE TYPE		C	C	C	C	C	C	C
RETIREMENT MONTH	MONTH	3	12	12	12	12	5	12
RETIREMENT YEAR	YEAR	2100	2100	2100	2014	2014	2016	2100
SOURCE INDEX NUMBER		0	0	0	0	0	0	0
THERMAL UNIT TYPE								

THERMAL UNIT		8	9	10	11	12	13	14
		CARD 1+2	CARD 3	CLIFTY	CLIFTY	CLIFTY	CLIFTY	CLIFTY
		2	3	1	2	3	4	5
AIR BASIN POINTER		1	1	1	1	1	1	1
BID PRICE ACCOUNTING FLAG		0	0	0	0	0	0	0
BID PRICE OPTION		0	0	0	0	0	0	0
COMMISSION MONTH	MONTH	1	1	1	1	1	1	1
COMMISSION YEAR	YEAR	2011	2011	2100	2100	2100	2100	2100
DEFERRAL PRIORITY		0	0	0	0	0	0	0
DISPATCH LAMBDA OPTION		0	0	0	0	0	0	0
EFFICIENT HEAT RATE OPTION		0	0	0	0	0	0	0
ESCALATION ANCILLARY REVENUE								
ESCALATION BID PRICE AT INCREMEN								
ESCALATION BID PRICE AT MINIMUM								
ESCALATION CAPACITY REVENUE								
ESCALATION CAPITAL COSTS								
ESCALATION FIXED ANNUAL RATE								
ESCALATION FIXED COSTS								
ESCALATION FIXED SEASONAL RATE								
ESCALATION VARIABLE COSTS		VARO&M	VARO&M					
IMMATURE FORCED OUTAGE RATE	%	0.00	0.00	0.00	0.00	0.00	0.00	0.00
IMMATURITY PERIOD	YEARS	0	0	0	0	0	0	0
MATURITY YEAR	YEAR	2011	2011	2011	2011	2011	2011	2011
PURCHASE UNIT FLAG		0	0	1	1	1	1	1
RESERVE OF TOTAL UNIT	%	0.00	0.00	0.00	0.00	0.00	0.00	0.00
RESERVE OF UPPER SEGMENT	%	100.00	100.00	100.00	100.00	100.00	100.00	100.00
RESOURCE TYPE		C	C	C	C	C	C	C
RETIREMENT MONTH	MONTH	12	12	12	12	12	12	12
RETIREMENT YEAR	YEAR	2026	2026	2100	2100	2100	2100	2100
SOURCE INDEX NUMBER		0	0	0	0	0	0	0
THERMAL UNIT TYPE								

THERMAL UNIT		15	16	17	18	19	20	21
		CLIFTY	CLINCH R	CLINCH R	CLINCH R	ROCKP_KP	ROCKP_KP	CSVL 1-4
		6	1	2	3	1	2	3
AIR BASIN POINTER		1	1	1	1	1	1	1
BID PRICE ACCOUNTING FLAG		0	0	0	0	0	0	0
BID PRICE OPTION		0	0	0	0	0	0	0
COMMISSION MONTH	MONTH	1	1	1	1	1	1	1
COMMISSION YEAR	YEAR	2100	2011	2011	2011	2011	2011	2011
DEFERRAL PRIORITY		0	0	0	0	0	0	0
DISPATCH LAMBDA OPTION		0	0	0	0	0	0	0
EFFICIENT HEAT RATE OPTION		0	0	0	0	0	0	0
ESCALATION ANCILLARY REVENUE								
ESCALATION BID PRICE AT INCREMEN								
ESCALATION BID PRICE AT MINIMUM								
ESCALATION CAPACITY REVENUE								
ESCALATION CAPITAL COSTS								
ESCALATION FIXED ANNUAL RATE						FIXO&M	FIXO&M	
ESCALATION FIXED COSTS								
ESCALATION FIXED SEASONAL RATE								
ESCALATION VARIABLE COSTS			VARO&M	VARO&M	VARO&M	VARO&M	VARO&M	VARO&M
IMMATURE FORCED OUTAGE RATE	%	0.00	0.00	0.00	0.00	0.00	0.00	0.00
IMMATURITY PERIOD	YEARS	0	0	0	0	0	0	0
MATURITY YEAR	YEAR	2011	2011	2011	2011	2011	2011	2011
PURCHASE UNIT FLAG		1	0	0	0	0	0	0
RESERVE OF TOTAL UNIT	%	0.00	0.00	0.00	0.00	0.00	0.00	0.00
RESERVE OF UPPER SEGMENT	%	100.00	100.00	100.00	100.00	100.00	100.00	100.00
RESOURCE TYPE		C	C	C	C	C	C	C
RETIREMENT MONTH	MONTH	12	12	12	12	12	12	12
RETIREMENT YEAR	YEAR	2100	2014	2014	2014	2015	2013	2012

SOURCE INDEX NUMBER		0	0	0	0	0	0	0
THERMAL UNIT TYPE								
THERMAL UNIT		22	23	24	25	26	27	28
		CSVL 1-4	CSVL 5+6	CSVL 5+6	D C COOK	D C COOK	GAVIN	GAVIN
		4	5	6	1	2	1	2
AIR BASIN POINTER		1	1	1	1	1	1	1
BID PRICE ACCOUNTING FLAG		0	0	0	0	0	0	0
BID PRICE OPTION		0	0	0	0	0	0	0
COMMISSION MONTH	MONTH	1	1	1	1	1	1	1
COMMISSION YEAR	YEAR	2011	2011	2011	2011	2011	2011	2011
DEFERRAL PRIORITY		0	0	0	0	0	0	0
DISPATCH LAMBDA OPTION		0	0	0	0	0	0	0
EFFICIENT HEAT RATE OPTION		0	0	0	0	0	0	0
ESCALATION ANCILLARY REVENUE								
ESCALATION BID PRICE AT INCREMEN								
ESCALATION BID PRICE AT MINIMUM								
ESCALATION CAPACITY REVENUE								
ESCALATION CAPITAL COSTS								
ESCALATION FIXED ANNUAL RATE		FIXO&M					FIXO&M	FIXO&M

AEP EAST
GENERATION AND FUEL MODULE
INPUT SUMMARY REPORT

QUALIFIER = GAF.INPUT.THERMAL UNIT.

THERMAL UNIT		22	23	24	25	26	27	28
		CSVL 1-4	CSVL 5+6	CSVL 5+6	D C COOK	D C COOK	GAVIN	GAVIN
		4	5	6	1	2	1	2
ESCALATION FIXED COSTS								
ESCALATION FIXED SEASONAL RATE								
ESCALATION VARIABLE COSTS		VARO&M	VARO&M	VARO&M	NUC-VOM	NUC-VOM	VARO&M	VARO&M
IMMATURE FORCED OUTAGE RATE	%	0.00	0.00	0.00	0.00	0.00	0.00	0.00
IMMATURITY PERIOD	YEARS	0	0	0	0	0	0	0
MATURITY YEAR	YEAR	2011	2011	2011	2011	2011	2011	2011
PURCHASE UNIT FLAG		0	0	0	0	0	0	0
RESERVE OF TOTAL UNIT	%	0.00	0.00	0.00	0.00	0.00	0.00	0.00
RESERVE OF UPPER SEGMENT	%	100.00	100.00	100.00	100.00	100.00	100.00	100.00
RESOURCE TYPE		C	C	C	C	C	C	C
RETIREMENT MONTH	MONTH	12	12	12	12	12	12	12
RETIREMENT YEAR	YEAR	2100	2019	2019	2035	2037	2100	2100
SOURCE INDEX NUMBER		0	0	0	0	0	0	0
THERMAL UNIT TYPE								

THERMAL UNIT		29	30	31	32	33	34	35
		GLEN LYN	GLEN LYN			KAMMER	KAMMER	KAMMER
		5	6	0	0	1	2	3
AIR BASIN POINTER		1	1	1	1	1	1	1
BID PRICE ACCOUNTING FLAG		0	0	0	0	0	0	0
BID PRICE OPTION		0	0	0	0	0	0	0
COMMISSION MONTH	MONTH	1	1	1	1	1	1	1
COMMISSION YEAR	YEAR	2011	2011	0	0	2011	2011	2011
DEFERRAL PRIORITY		0	0	0	0	0	0	0
DISPATCH LAMBDA OPTION		0	0	0	0	0	0	0
EFFICIENT HEAT RATE OPTION		0	0	0	0	0	0	0
ESCALATION ANCILLARY REVENUE								
ESCALATION BID PRICE AT INCREMEN								
ESCALATION BID PRICE AT MINIMUM								
ESCALATION CAPACITY REVENUE								
ESCALATION CAPITAL COSTS								
ESCALATION FIXED ANNUAL RATE								
ESCALATION FIXED COSTS								
ESCALATION FIXED SEASONAL RATE								
ESCALATION VARIABLE COSTS		VARO&M	VARO&M			VARO&M	VARO&M	VARO&M
IMMATURE FORCED OUTAGE RATE	%	0.00	0.00	0.00	0.00	0.00	0.00	0.00
IMMATURITY PERIOD	YEARS	0	0	0	0	0	0	0
MATURITY YEAR	YEAR	2011	2011	1900	1900	2011	2011	2011
PURCHASE UNIT FLAG		0	0	0	0	0	0	0
RESERVE OF TOTAL UNIT	%	0.00	0.00	0.00	0.00	0.00	0.00	0.00
RESERVE OF UPPER SEGMENT	%	100.00	100.00	100.00	100.00	100.00	100.00	100.00
RESOURCE TYPE		C	C	C	C	C	C	C
RETIREMENT MONTH	MONTH	12	12	12	12	12	12	12
RETIREMENT YEAR	YEAR	2014	2014	2100	2100	2014	2014	2014
SOURCE INDEX NUMBER		0	0	0	0	0	0	0
THERMAL UNIT TYPE								

THERMAL UNIT		36	37	38	39	40	41	42
		KANAWHA	KANAWHA	KYGER	KYGER	KYGER	KYGER	KYGER
		1	2	1	2	3	4	5
AIR BASIN POINTER		1	1	1	1	1	1	1
BID PRICE ACCOUNTING FLAG		0	0	0	0	0	0	0
BID PRICE OPTION		0	0	0	0	0	0	0
COMMISSION MONTH	MONTH	1	1	1	1	1	1	1
COMMISSION YEAR	YEAR	2011	2011	2100	2100	2100	2100	2100
DEFERRAL PRIORITY		0	0	0	0	0	0	0
DISPATCH LAMBDA OPTION		0	0	0	0	0	0	0
EFFICIENT HEAT RATE OPTION		0	0	0	0	0	0	0
ESCALATION ANCILLARY REVENUE								
ESCALATION BID PRICE AT INCREMEN								
ESCALATION BID PRICE AT MINIMUM								
ESCALATION CAPACITY REVENUE								
ESCALATION CAPITAL COSTS								
ESCALATION FIXED ANNUAL RATE								
ESCALATION FIXED COSTS								
ESCALATION FIXED SEASONAL RATE								
ESCALATION VARIABLE COSTS		VARO&M	VARO&M					
IMMATURE FORCED OUTAGE RATE	%	0.00	0.00	0.00	0.00	0.00	0.00	0.00
IMMATURITY PERIOD	YEARS	0	0	0	0	0	0	0
MATURITY YEAR	YEAR	2011	2011	2011	2011	2011	2011	2011
PURCHASE UNIT FLAG		0	0	1	1	1	1	1
RESERVE OF TOTAL UNIT	%	0.00	0.00	0.00	0.00	0.00	0.00	0.00
RESERVE OF UPPER SEGMENT	%	100.00	100.00	100.00	100.00	100.00	100.00	100.00
RESOURCE TYPE		C	C	C	C	C	C	C
RETIREMENT MONTH	MONTH	12	12	12	12	12	12	12
RETIREMENT YEAR	YEAR	2014	2014	2100	2100	2100	2100	2100
SOURCE INDEX NUMBER		0	0	0	0	0	0	0
THERMAL UNIT TYPE								

THERMAL UNIT		43	44	45	46	47	48	49
		MITCHELL	MITCHELL	MOUNT_ER	MUSK RVR	MUSK RVR	MUSK RVR	MUSK RVR
		1	2	1	1	2	3	4
AIR BASIN POINTER		1	1	1	1	1	1	1
BID PRICE ACCOUNTING FLAG		0	0	0	0	0	0	0
BID PRICE OPTION		0	0	0	0	0	0	0
COMMISSION MONTH	MONTH	1	1	1	1	1	1	1
COMMISSION YEAR	YEAR	2011	2011	2011	2011	2011	2011	2011
DEFERRAL PRIORITY		0	0	0	0	0	0	0

DISPATCH LAMBDA OPTION		0	0	0	0	0	0	0
EFFICIENT HEAT RATE OPTION		0	0	0	0	0	0	0
ESCALATION ANCILLARY REVENUE								
ESCALATION BID PRICE AT INCREMEN								
ESCALATION BID PRICE AT MINIMUM								
ESCALATION CAPACITY REVENUE								
ESCALATION CAPITAL COSTS								
ESCALATION FIXED ANNUAL RATE								
ESCALATION FIXED COSTS								
ESCALATION FIXED SEASONAL RATE								
ESCALATION VARIABLE COSTS		VARO&M	VARO&M	VARO&M	VARO&M	VARO&M	VARO&M	VARO&M
IMMATURE FORCED OUTAGE RATE	%	0.00	0.00	0.00	0.00	0.00	0.00	0.00
IMMATURITY PERIOD	YEARS	0	0	0	0	0	0	0
MATURITY YEAR	YEAR	2011	2011	2011	2011	2011	2011	2011
PURCHASE UNIT FLAG		0	0	0	0	0	0	0
RESERVE OF TOTAL UNIT	%	0.00	0.00	0.00	0.00	0.00	0.00	0.00
RESERVE OF UPPER SEGMENT	%	100.00	100.00	100.00	100.00	100.00	100.00	100.00
RESOURCE TYPE		C	C	C	C	C	C	C
RETIREMENT MONTH	MONTH	12	12	12	12	12	12	12
RETIREMENT YEAR	YEAR	2100	2100	2100	2014	2014	2014	2014
SOURCE INDEX NUMBER		0	0	0	0	0	0	0
THERMAL UNIT TYPE								

AEP EAST
GENERATION AND FUEL MODULE
INPUT SUMMARY REPORT

QUALIFIER = GAF.INPUT.THERMAL UNIT.

THERMAL UNIT		50	51	52	53	54	55	56
		MUSK RVR	P SPORN	P SPORN	P SPORN	P SPORN	P SPORN	PICWAY
		5	1	2	3	4	5	5
AIR BASIN POINTER		1	1	1	1	1	1	1
BID PRICE ACCOUNTING FLAG		0	0	0	0	0	0	0
BID PRICE OPTION		0	0	0	0	0	0	0
COMMISSION MONTH	MONTH	1	1	1	1	1	1	1
COMMISSION YEAR	YEAR	2011	2011	2011	2011	2011	2010	2011
DEFERRAL PRIORITY		0	0	0	0	0	0	0
DISPATCH LAMBDA OPTION		0	0	0	0	0	0	0
EFFICIENT HEAT RATE OPTION		0	0	0	0	0	0	0
ESCALATION ANCILLARY REVENUE								
ESCALATION BID PRICE AT INCREMEN								
ESCALATION BID PRICE AT MINIMUM								
ESCALATION CAPACITY REVENUE								
ESCALATION CAPITAL COSTS								
ESCALATION FIXED ANNUAL RATE								
ESCALATION FIXED COSTS							FIXO&M	
ESCALATION FIXED SEASONAL RATE								
ESCALATION VARIABLE COSTS		VARO&M	VARO&M	VARO&M	VARO&M	VARO&M	VARO&M	VARO&M
IMMATURE FORCED OUTAGE RATE	%	0.00	0.00	0.00	0.00	0.00	0.00	0.00
IMMATURITY PERIOD	YEARS	0	0	0	0	0	0	0
MATURITY YEAR	YEAR	2011	2011	2011	2011	2011	2011	2011
PURCHASE UNIT FLAG		0	0	0	0	0	0	0
RESERVE OF TOTAL UNIT	%	0.00	0.00	0.00	0.00	0.00	0.00	0.00
RESERVE OF UPPER SEGMENT	%	100.00	100.00	100.00	100.00	100.00	100.00	100.00
RESOURCE TYPE		C	C	C	C	C	C	C
RETIREMENT MONTH	MONTH	5	12	12	12	12	5	12
RETIREMENT YEAR	YEAR	2015	2014	2014	2014	2014	2011	2014
SOURCE INDEX NUMBER		0	0	0	0	0	0	0
THERMAL UNIT TYPE								

THERMAL UNIT		57	58	59	60	61	62	63
		RPRET_IM	RPRUN_IM	ROCKP_IM		STUART	STUART	STUART
		1	1	2	0	1	2	3
AIR BASIN POINTER		1	1	1	1	1	1	1
BID PRICE ACCOUNTING FLAG		0	0	0	0	0	0	0
BID PRICE OPTION		0	0	0	0	0	0	0
COMMISSION MONTH	MONTH	1	1	1	1	1	1	1
COMMISSION YEAR	YEAR	2100	2011	2011	0	2011	2011	2011
DEFERRAL PRIORITY		0	0	0	0	0	0	0
DISPATCH LAMBDA OPTION		0	0	0	0	0	0	0
EFFICIENT HEAT RATE OPTION		0	0	0	0	0	0	0
ESCALATION ANCILLARY REVENUE								
ESCALATION BID PRICE AT INCREMEN								
ESCALATION BID PRICE AT MINIMUM								
ESCALATION CAPACITY REVENUE								
ESCALATION CAPITAL COSTS								
ESCALATION FIXED ANNUAL RATE		FIXO&M	FIXO&M	FIXO&M				
ESCALATION FIXED COSTS								
ESCALATION FIXED SEASONAL RATE								
ESCALATION VARIABLE COSTS		VARO&M	VARO&M	VARO&M		VARO&M	VARO&M	VARO&M
IMMATURE FORCED OUTAGE RATE	%	0.00	0.00	0.00	0.00	0.00	0.00	0.00
IMMATURITY PERIOD	YEARS	0	0	0	0	0	0	0
MATURITY YEAR	YEAR	2011	2011	2011	1900	2011	2011	2011
PURCHASE UNIT FLAG		0	0	0	0	0	0	0
RESERVE OF TOTAL UNIT	%	0.00	0.00	0.00	0.00	0.00	0.00	0.00
RESERVE OF UPPER SEGMENT	%	100.00	100.00	100.00	100.00	100.00	100.00	100.00
RESOURCE TYPE		C	C	C	C	C	C	C
RETIREMENT MONTH	MONTH	12	12	12	12	12	12	12
RETIREMENT YEAR	YEAR	2100	2015	2013	2100	2100	2100	2100
SOURCE INDEX NUMBER		0	0	0	0	0	0	0
THERMAL UNIT TYPE								

THERMAL UNIT		64	65	66	67	68	69	70
		STUART	AMOS_AP	TANN 1-3	TANN 1-3	TANN 1-3	TANN 4	ZIMMER
		4	3	1	2	3	4	1
AIR BASIN POINTER		1	1	1	1	1	1	1
BID PRICE ACCOUNTING FLAG		0	0	0	0	0	0	0
BID PRICE OPTION		0	0	0	0	0	0	0
COMMISSION MONTH	MONTH	1	1	1	1	1	1	1
COMMISSION YEAR	YEAR	2011	2011	2011	2011	2011	2011	2011
DEFERRAL PRIORITY		0	0	0	0	0	0	0
DISPATCH LAMBDA OPTION		0	0	0	0	0	0	0
EFFICIENT HEAT RATE OPTION		0	0	0	0	0	0	0
ESCALATION ANCILLARY REVENUE								
ESCALATION BID PRICE AT INCREMEN								
ESCALATION BID PRICE AT MINIMUM								
ESCALATION CAPACITY REVENUE								
ESCALATION CAPITAL COSTS								
ESCALATION FIXED ANNUAL RATE			FIXO&M	FIXO&M	FIXO&M	FIXO&M		FIXO&M
ESCALATION FIXED COSTS								
ESCALATION FIXED SEASONAL RATE								
ESCALATION VARIABLE COSTS		VARO&M	VARO&M	VARO&M	VARO&M	VARO&M	VARO&M	VARO&M
IMMATURE FORCED OUTAGE RATE	%	0.00	0.00	0.00	0.00	0.00	0.00	0.00
IMMATURITY PERIOD	YEARS	0	0	0	0	0	0	0
MATURITY YEAR	YEAR	2011	2011	2011	2011	2011	2011	2011
PURCHASE UNIT FLAG		0	0	0	0	0	0	0
RESERVE OF TOTAL UNIT	%	0.00	0.00	0.00	0.00	0.00	0.00	0.00
RESERVE OF UPPER SEGMENT	%	100.00	100.00	100.00	100.00	100.00	100.00	100.00
RESOURCE TYPE		C	C	C	C	C	C	C
RETIREMENT MONTH	MONTH	12	12	12	12	12	12	12
RETIREMENT YEAR	YEAR	2100	2100	2014	2014	2014	2013	2100

SOURCE INDEX NUMBER		0	0	0	0	0	0	0
THERMAL UNIT TYPE								
THERMAL UNIT		71	72	73	74	75	76	77
		ROBTMONE	ROBTMONE	ROBTMONE		CEREDO	CEREDO	CEREDO
		1	2	3	0	1	2	3
AIR BASIN POINTER		1	1	1	1	1	1	1
BID PRICE ACCOUNTING FLAG		0	0	0	0	0	0	0
BID PRICE OPTION		0	0	0	0	0	0	0
COMMISSION MONTH	MONTH	1	1	1	1	1	1	1
COMMISSION YEAR	YEAR	2011	2011	2011	0	2011	2011	2011
DEFERRAL PRIORITY		0	0	0	0	0	0	0
DISPATCH LAMBDA OPTION		0	0	0	0	0	0	0
EFFICIENT HEAT RATE OPTION		0	0	0	0	0	0	0
ESCALATION ANCILLARY REVENUE								
ESCALATION BID PRICE AT INCREMEN								
ESCALATION BID PRICE AT MINIMUM								
ESCALATION CAPACITY REVENUE								
ESCALATION CAPITAL COSTS								
ESCALATION FIXED ANNUAL RATE								

AEP EAST
GENERATION AND FUEL MODULE
INPUT SUMMARY REPORT

QUALIFIER = GAF.INPUT.THERMAL UNIT.

THERMAL UNIT		71	72	73	74	75	76	77
		ROBTMONE	ROBTMONE	ROBTMONE		CEREDO	CEREDO	CEREDO
		1	2	3	0	1	2	3
ESCALATION FIXED COSTS								
ESCALATION FIXED SEASONAL RATE								
ESCALATION VARIABLE COSTS		VARO&M	VARO&M	VARO&M		VARO&M	VARO&M	VARO&M
IMMATURE FORCED OUTAGE RATE	%	0.00	0.00	0.00	0.00	0.00	0.00	0.00
IMMATURITY PERIOD	YEARS	0	0	0	0	0	0	0
MATURITY YEAR	YEAR	2011	2011	2011	2011	2011	2011	2011
PURCHASE UNIT FLAG		1	1	1	0	0	0	0
RESERVE OF TOTAL UNIT	%	0.00	0.00	0.00	0.00	0.00	0.00	0.00
RESERVE OF UPPER SEGMENT	%	100.00	100.00	100.00	100.00	0.00	0.00	0.00
RESOURCE TYPE		C	C	C	C	C	C	C
RETIREMENT MONTH	MONTH	12	12	12	12	12	12	12
RETIREMENT YEAR	YEAR	2100	2100	2100	2100	2100	2100	2100
SOURCE INDEX NUMBER		0	0	0	0	0	0	0
THERMAL UNIT TYPE								

THERMAL UNIT		78	79	80	81	82	83	84
		CEREDO	CEREDO	CEREDO	DARBY	DARBY	DARBY	DARBY
		4	5	6	1	2	3	4
AIR BASIN POINTER		1	1	1	1	1	1	1
BID PRICE ACCOUNTING FLAG		0	0	0	0	0	0	0
BID PRICE OPTION		0	0	0	0	0	0	0
COMMISSION MONTH	MONTH	1	1	1	1	1	1	1
COMMISSION YEAR	YEAR	2011	2011	2011	2011	2011	2011	2011
DEFERRAL PRIORITY		0	0	0	0	0	0	0
DISPATCH LAMBDA OPTION		0	0	0	0	0	0	0
EFFICIENT HEAT RATE OPTION		0	0	0	0	0	0	0
ESCALATION ANCILLARY REVENUE								
ESCALATION BID PRICE AT INCREMEN								
ESCALATION BID PRICE AT MINIMUM								
ESCALATION CAPACITY REVENUE								
ESCALATION CAPITAL COSTS								
ESCALATION FIXED ANNUAL RATE								
ESCALATION FIXED COSTS								
ESCALATION FIXED SEASONAL RATE								
ESCALATION VARIABLE COSTS		VARO&M	VARO&M	VARO&M	VARO&M	VARO&M	VARO&M	VARO&M
IMMATURE FORCED OUTAGE RATE	%	0.00	0.00	0.00	0.00	0.00	0.00	0.00
IMMATURITY PERIOD	YEARS	0	0	0	0	0	0	0
MATURITY YEAR	YEAR	2011	2011	2011	2011	2011	2011	2011
PURCHASE UNIT FLAG		0	0	0	0	0	0	0
RESERVE OF TOTAL UNIT	%	0.00	0.00	0.00	0.00	0.00	0.00	0.00
RESERVE OF UPPER SEGMENT	%	0.00	0.00	0.00	0.00	0.00	0.00	0.00
RESOURCE TYPE		C	C	C	C	C	C	C
RETIREMENT MONTH	MONTH	12	12	12	12	12	12	12
RETIREMENT YEAR	YEAR	2100	2100	2100	2100	2100	2100	2100
SOURCE INDEX NUMBER		0	0	0	0	0	0	0
THERMAL UNIT TYPE								

THERMAL UNIT		85	86	87	88	89	90	91
		DARBY	DARBY	LWBG WIN	LWBG WIN	LWBG SMR	LWBG SMR	WATR CC
		5	6	1	2	1	2	1
AIR BASIN POINTER		1	1	1	1	1	1	1
BID PRICE ACCOUNTING FLAG		0	0	0	0	0	0	0
BID PRICE OPTION		0	0	0	0	0	0	0
COMMISSION MONTH	MONTH	1	1	1	1	1	1	1
COMMISSION YEAR	YEAR	2011	2011	2011	2011	2011	2011	2011
DEFERRAL PRIORITY		0	0	0	0	0	0	0
DISPATCH LAMBDA OPTION		0	0	0	0	0	0	0
EFFICIENT HEAT RATE OPTION		0	0	0	0	0	0	0
ESCALATION ANCILLARY REVENUE								
ESCALATION BID PRICE AT INCREMEN								
ESCALATION BID PRICE AT MINIMUM								
ESCALATION CAPACITY REVENUE								
ESCALATION CAPITAL COSTS								
ESCALATION FIXED ANNUAL RATE								
ESCALATION FIXED COSTS								
ESCALATION FIXED SEASONAL RATE						FIXO&M	FIXO&M	
ESCALATION VARIABLE COSTS		VARO&M	VARO&M	VARO&M	VARO&M	VARO&M	VARO&M	VARO&M
IMMATURE FORCED OUTAGE RATE	%	0.00	0.00	0.00	0.00	0.00	0.00	0.00
IMMATURITY PERIOD	YEARS	0	0	0	0	0	0	0
MATURITY YEAR	YEAR	2011	2011	2011	2011	2011	2011	2011
PURCHASE UNIT FLAG		0	0	0	0	0	0	0
RESERVE OF TOTAL UNIT	%	0.00	0.00	0.00	0.00	0.00	0.00	0.00
RESERVE OF UPPER SEGMENT	%	0.00	0.00	0.00	0.00	0.00	0.00	0.00
RESOURCE TYPE		C	C	C	C	C	C	C
RETIREMENT MONTH	MONTH	12	12	12	12	12	12	12
RETIREMENT YEAR	YEAR	2100	2100	2100	2100	2100	2100	2100
SOURCE INDEX NUMBER		0	0	0	0	0	0	0
THERMAL UNIT TYPE								

THERMAL UNIT		92	93	94	95	96	97	98
		WATR2	DRESDEN	DRESD2				
		1	1	1	0	0	0	0
AIR BASIN POINTER		1	1	1	1	1	1	1
BID PRICE ACCOUNTING FLAG		0	0	0	0	0	0	0
BID PRICE OPTION		0	0	0	0	0	0	0
COMMISSION MONTH	MONTH	1	4	4	1	1	1	1
COMMISSION YEAR	YEAR	2011	2013	2013	0	0	0	0
DEFERRAL PRIORITY		0	0	0	0	0	0	0

DISPATCH LAMBDA OPTION		0	0	0	0	0	0	0
EFFICIENT HEAT RATE OPTION		0	0	0	0	0	0	0
ESCALATION ANCILLARY REVENUE								
ESCALATION BID PRICE AT INCREMEN								
ESCALATION BID PRICE AT MINIMUM								
ESCALATION CAPACITY REVENUE								
ESCALATION CAPITAL COSTS								
ESCALATION FIXED ANNUAL RATE								
ESCALATION FIXED COSTS								
ESCALATION FIXED SEASONAL RATE								
ESCALATION VARIABLE COSTS		VARO&M	VARO&M	VARO&M				
IMMATURE FORCED OUTAGE RATE	%	0.00	0.00	0.00	0.00	0.00	0.00	0.00
IMMATURITY PERIOD	YEARS	0	0	0	0	0	0	0
MATURITY YEAR	YEAR	2011	2013	2013	1900	1900	1900	1900
PURCHASE UNIT FLAG		0	0	0	0	0	0	0
RESERVE OF TOTAL UNIT	%	0.00	0.00	0.00	0.00	0.00	0.00	0.00
RESERVE OF UPPER SEGMENT	%	0.00	0.00	0.00	100.00	100.00	100.00	100.00
RESOURCE TYPE		C	C	C	C	C	C	C
RETIREMENT MONTH	MONTH	12	12	12	12	12	12	12
RETIREMENT YEAR	YEAR	2100	2100	2100	2100	2100	2100	2100
SOURCE INDEX NUMBER		0	0	0	0	0	0	0
THERMAL UNIT TYPE								

AEP EAST
GENERATION AND FUEL MODULE
INPUT SUMMARY REPORT

QUALIFIER = GAF.INPUT.THERMAL UNIT.

THERMAL UNIT		101	102	103	104	105	106	107
		NUCLEAR	UPC_NCCS	PC_UL_SU	UPC_RCCS	IGC_NCCS	IGCC GE	IGC_RCCS
		1	1	1	1	1	1	1
AIR BASIN POINTER		1	1	1	1	1	1	1
BID PRICE ACCOUNTING FLAG		0	0	0	0	0	0	0
BID PRICE OPTION		0	0	0	0	0	0	0
COMMISSION MONTH	MONTH	1	1	1	1	1	1	1
COMMISSION YEAR	YEAR	2100	2100	2100	2100	2100	2100	2100
DEFERRAL PRIORITY		0	0	0	0	0	0	0
DISPATCH LAMBDA OPTION		0	0	0	0	0	0	0
EFFICIENT HEAT RATE OPTION		0	0	0	0	0	0	0
ESCALATION ANCILLARY REVENUE								
ESCALATION BID PRICE AT INCREMEN								
ESCALATION BID PRICE AT MINIMUM								
ESCALATION CAPACITY REVENUE								
ESCALATION CAPITAL COSTS								
ESCALATION FIXED ANNUAL RATE			FIXO&M	FIXO&M		FIXO&M	FIXO&M	
ESCALATION FIXED COSTS								
ESCALATION FIXED SEASONAL RATE								
ESCALATION VARIABLE COSTS		VARO&M	VARO&M	VARO&M		VARO&M	VARO&M	
IMMATURE FORCED OUTAGE RATE	%	0.00	0.00	0.00	0.00	0.00	0.00	0.00
IMMATURITY PERIOD	YEARS	0	0	0	0	0	0	0
MATURITY YEAR	YEAR	1900	2100	2100	2100	2100	2100	2100
PURCHASE UNIT FLAG		0	0	0	0	0	0	0
RESERVE OF TOTAL UNIT	%	0.00	0.00	0.00	0.00	0.00	0.00	0.00
RESERVE OF UPPER SEGMENT	%	0.00	0.00	0.00	0.00	0.00	0.00	0.00
RESOURCE TYPE		C	C	C	C	C	C	C
RETIREMENT MONTH	MONTH	12	12	12	12	12	12	12
RETIREMENT YEAR	YEAR	2100	2100	2100	2100	2100	2100	2100
SOURCE INDEX NUMBER		0	0	0	0	0	0	0
THERMAL UNIT TYPE								

THERMAL UNIT		108	109	110	111	114	115	116
		CC 2X1FB	CC 2x1FA	CC 1x17H	BS2_CC	CT GE7FA	CT_GE7EA	
		1	1	1	1	1	1	0
AIR BASIN POINTER		1	1	1	1	1	1	1
BID PRICE ACCOUNTING FLAG		0	0	0	0	0	0	0
BID PRICE OPTION		0	0	0	0	0	0	0
COMMISSION MONTH	MONTH	1	1	1	1	1	1	1
COMMISSION YEAR	YEAR	2100	2100	2100	2100	2100	2100	2100
DEFERRAL PRIORITY		0	0	0	0	0	0	0
DISPATCH LAMBDA OPTION		0	0	0	0	0	0	0
EFFICIENT HEAT RATE OPTION		0	0	0	0	0	0	0
ESCALATION ANCILLARY REVENUE								
ESCALATION BID PRICE AT INCREMEN								
ESCALATION BID PRICE AT MINIMUM								
ESCALATION CAPACITY REVENUE								
ESCALATION CAPITAL COSTS								
ESCALATION FIXED ANNUAL RATE		FIXO&M	FIXO&M	FIXO&M		FIXO&M	FIXO&M	
ESCALATION FIXED COSTS								
ESCALATION FIXED SEASONAL RATE								
ESCALATION VARIABLE COSTS		VARO&M	VARO&M	VARO&M		VARO&M	VARO&M	
IMMATURE FORCED OUTAGE RATE	%	0.00	0.00	0.00	0.00	0.00	0.00	0.00
IMMATURITY PERIOD	YEARS	0	0	0	0	0	0	0
MATURITY YEAR	YEAR	2100	2100	2100	2100	2100	2100	1900
PURCHASE UNIT FLAG		0	0	0	0	0	0	0
RESERVE OF TOTAL UNIT	%	0.00	0.00	0.00	0.00	0.00	0.00	0.00
RESERVE OF UPPER SEGMENT	%	0.00	100.00	100.00	100.00	0.00	0.00	100.00
RESOURCE TYPE		C	C	C	C	C	C	C
RETIREMENT MONTH	MONTH	12	12	12	12	12	12	12
RETIREMENT YEAR	YEAR	2100	2100	2100	2100	2100	2100	2100
SOURCE INDEX NUMBER		0	0	0	0	0	0	0
THERMAL UNIT TYPE								

THERMAL UNIT		121	122	124	125	126	127	128
				BS2_FGD	BS1_FGD	CSV5_SCR	CSV6_SCR	
		0	0	2	1	5	6	0
AIR BASIN POINTER		1	1	1	1	1	1	1
BID PRICE ACCOUNTING FLAG		0	0	0	0	0	0	0
BID PRICE OPTION		0	0	0	0	0	0	0
COMMISSION MONTH	MONTH	1	1	6	1	1	1	1
COMMISSION YEAR	YEAR	0	0	2100	2100	2100	2100	0
DEFERRAL PRIORITY		0	0	0	0	0	0	0
DISPATCH LAMBDA OPTION		0	0	0	0	0	0	0
EFFICIENT HEAT RATE OPTION		0	0	0	0	0	0	0
ESCALATION ANCILLARY REVENUE								
ESCALATION BID PRICE AT INCREMEN								
ESCALATION BID PRICE AT MINIMUM								
ESCALATION CAPACITY REVENUE								
ESCALATION CAPITAL COSTS								
ESCALATION FIXED ANNUAL RATE				FIXO&M		FIXO&M	FIXO&M	
ESCALATION FIXED COSTS								
ESCALATION FIXED SEASONAL RATE								
ESCALATION VARIABLE COSTS				VARO&M	VARO&M	VARO&M	VARO&M	
IMMATURE FORCED OUTAGE RATE	%	0.00	0.00	0.00	0.00	0.00	0.00	0.00
IMMATURITY PERIOD	YEARS	0	0	0	0	0	0	0
MATURITY YEAR	YEAR	1900	1900	2010	2011	2011	2011	1900
PURCHASE UNIT FLAG		0	0	0	0	0	0	0
RESERVE OF TOTAL UNIT	%	0.00	0.00	0.00	0.00	0.00	0.00	0.00
RESERVE OF UPPER SEGMENT	%	100.00	100.00	100.00	100.00	100.00	100.00	100.00
RESOURCE TYPE		C	C	C	C	C	C	C
RETIREMENT MONTH	MONTH	12	12	12	12	12	12	12
RETIREMENT YEAR	YEAR	2100	2100	2100	2100	2100	2100	2100

SOURCE INDEX NUMBER		0	0	0	0	0	0	0
THERMAL UNIT TYPE								
THERMAL UNIT		129	130	131	132	133	134	135
		CR1_NGCC	CR2_NGCC	MR5_NGCC	MR5_FGD	RP1D_IM	RP2D_IM	TAN4_FGD
		1	2	5	5	1	2	4
AIR BASIN POINTER		1	1	1	1	1	1	1
BID PRICE ACCOUNTING FLAG		0	0	0	0	0	0	0
BID PRICE OPTION		0	0	0	0	0	0	0
COMMISSION MONTH	MONTH	1	1	1	1	9	9	1
COMMISSION YEAR	YEAR	2100	2100	2100	2100	2100	2100	2100
DEFERRAL PRIORITY		0	0	0	0	0	0	0
DISPATCH LAMBDA OPTION		0	0	0	0	0	0	0
EFFICIENT HEAT RATE OPTION		0	0	0	0	0	0	0
ESCALATION ANCILLARY REVENUE								
ESCALATION BID PRICE AT INCREMEN								
ESCALATION BID PRICE AT MINIMUM								
ESCALATION CAPACITY REVENUE								
ESCALATION CAPITAL COSTS								
ESCALATION FIXED ANNUAL RATE					FIXO&M			

AEP EAST
GENERATION AND FUEL MODULE
INPUT SUMMARY REPORT

QUALIFIER = GAF.INPUT.THERMAL UNIT.

THERMAL UNIT		129	130	131	132	133	134	135
		CR1_NGCC	CR2_NGCC	MR5_NGCC	MR5_FGD	RP1D_IM	RP2D_IM	TAN4_FGD
		1	2	5	5	1	2	4
ESCALATION FIXED COSTS								
ESCALATION FIXED SEASONAL RATE								
ESCALATION VARIABLE COSTS		VARO&M	VARO&M	VARO&M				VARO&M
IMMATURE FORCED OUTAGE RATE	%	0.00	0.00	0.00	0.00	0.00	0.00	0.00
IMMATURITY PERIOD	YEARS	0	0	0	0	0	0	0
MATURITY YEAR	YEAR	2011	2011	2011	2011	2011	2011	2011
PURCHASE UNIT FLAG		0	0	0	0	0	0	0
RESERVE OF TOTAL UNIT	%	0.00	0.00	0.00	0.00	0.00	0.00	0.00
RESERVE OF UPPER SEGMENT	%	100.00	100.00	100.00	100.00	100.00	100.00	100.00
RESOURCE TYPE		C	C	C	C	C	C	C
RETIREMENT MONTH	MONTH	12	12	12	12	12	12	12
RETIREMENT YEAR	YEAR	2100	2100	2100	2100	2100	2100	2100
SOURCE INDEX NUMBER		0	0	0	0	0	0	0
THERMAL UNIT TYPE								

THERMAL UNIT		136	137	143	144	145	146	147
		RP1D_KP	RP2D_KP		TC4_ESP	A390% AP	A390%OP	MTN_90%
		1	2	0	4	3	3	1
AIR BASIN POINTER		1	1	1	1	1	1	1
BID PRICE ACCOUNTING FLAG		0	0	0	0	0	0	0
BID PRICE OPTION		0	0	0	0	0	0	0
COMMISSION MONTH	MONTH	9	9	1	1	1	1	1
COMMISSION YEAR	YEAR	2100	2100	2100	2100	2100	2100	2100
DEFERRAL PRIORITY		0	0	0	0	0	0	0
DISPATCH LAMBDA OPTION		0	0	0	0	0	0	0
EFFICIENT HEAT RATE OPTION		0	0	0	0	0	0	0
ESCALATION ANCILLARY REVENUE								
ESCALATION BID PRICE AT INCREMEN								
ESCALATION BID PRICE AT MINIMUM								
ESCALATION CAPACITY REVENUE								
ESCALATION CAPITAL COSTS								
ESCALATION FIXED ANNUAL RATE					FIXO&M	FIXO&M	FIXO&M	
ESCALATION FIXED COSTS								
ESCALATION FIXED SEASONAL RATE								
ESCALATION VARIABLE COSTS					VARO&M	VARO&M	VARO&M	VARO&M
IMMATURE FORCED OUTAGE RATE	%	0.00	0.00	0.00	0.00	0.00	0.00	0.00
IMMATURITY PERIOD	YEARS	0	0	0	0	0	0	0
MATURITY YEAR	YEAR	2011	2011	1900	2011	2011	2011	2011
PURCHASE UNIT FLAG		0	0	0	0	0	0	0
RESERVE OF TOTAL UNIT	%	0.00	0.00	0.00	0.00	0.00	0.00	0.00
RESERVE OF UPPER SEGMENT	%	100.00	100.00	100.00	100.00	100.00	100.00	100.00
RESOURCE TYPE		C	C	C	C	C	C	C
RETIREMENT MONTH	MONTH	12	12	12	12	12	12	12
RETIREMENT YEAR	YEAR	2100	2100	2100	2100	2100	2100	2100
SOURCE INDEX NUMBER		0	0	0	0	0	0	0
THERMAL UNIT TYPE								

THERMAL UNIT		148	149	150	151	152	153	154
		RPT1_90%	RPT2_90%	GV1_90%	GV2_90%		MTN_18%	CC_FA_KP
		1	2	1	2	0	1	1
AIR BASIN POINTER		1	1	1	1	1	1	1
BID PRICE ACCOUNTING FLAG		0	0	0	0	0	0	0
BID PRICE OPTION		0	0	0	0	0	0	0
COMMISSION MONTH	MONTH	1	1	1	1	1	1	1
COMMISSION YEAR	YEAR	2100	2100	2100	2100	0	2100	2100
DEFERRAL PRIORITY		0	0	0	0	0	0	0
DISPATCH LAMBDA OPTION		0	0	0	0	0	0	0
EFFICIENT HEAT RATE OPTION		0	0	0	0	0	0	0
ESCALATION ANCILLARY REVENUE								
ESCALATION BID PRICE AT INCREMEN								
ESCALATION BID PRICE AT MINIMUM								
ESCALATION CAPACITY REVENUE								
ESCALATION CAPITAL COSTS								
ESCALATION FIXED ANNUAL RATE		FIXO&M	FIXO&M	FIXO&M	FIXO&M		FIXO&M	FIXO&M
ESCALATION FIXED COSTS								
ESCALATION FIXED SEASONAL RATE								
ESCALATION VARIABLE COSTS		VARO&M	VARO&M	VARO&M	VARO&M		VARO&M	VARO&M
IMMATURE FORCED OUTAGE RATE	%	0.00	0.00	0.00	0.00	0.00	0.00	0.00
IMMATURITY PERIOD	YEARS	0	0	0	0	0	0	0
MATURITY YEAR	YEAR	2011	2011	2011	2011	2011	2011	2100
PURCHASE UNIT FLAG		0	0	0	0	0	0	0
RESERVE OF TOTAL UNIT	%	0.00	0.00	0.00	0.00	0.00	0.00	0.00
RESERVE OF UPPER SEGMENT	%	100.00	100.00	100.00	100.00	100.00	100.00	100.00
RESOURCE TYPE		C	C	C	C	C	C	C
RETIREMENT MONTH	MONTH	12	12	12	12	12	12	12
RETIREMENT YEAR	YEAR	2100	2100	2100	2100	2100	2100	2100
SOURCE INDEX NUMBER		0	0	0	0	0	0	0
THERMAL UNIT TYPE								

THERMAL UNIT		155	156	157	158	159	160	161
		CT_OHIO	CC_OH	CT_I&M	CC_I&M	CT_APCO	CC_APCO	CT_KPCO
		1	1	1	1	1	1	1
AIR BASIN POINTER		1	1	1	1	1	1	1
BID PRICE ACCOUNTING FLAG		0	0	0	0	0	0	0
BID PRICE OPTION		0	0	0	0	0	0	0
COMMISSION MONTH	MONTH	1	1	1	1	1	1	1
COMMISSION YEAR	YEAR	2100	2100	2100	2100	2100	2100	2100
DEFERRAL PRIORITY		0	0	0	0	0	0	0

DISPATCH LAMBDA OPTION		0	0	0	0	0	0	0
EFFICIENT HEAT RATE OPTION		0	0	0	0	0	0	0
ESCALATION ANCILLARY REVENUE								
ESCALATION BID PRICE AT INCREMEN								
ESCALATION BID PRICE AT MINIMUM								
ESCALATION CAPACITY REVENUE								
ESCALATION CAPITAL COSTS								
ESCALATION FIXED ANNUAL RATE		FIXO&M	FIXO&M	FIXO&M	FIXO&M	FIXO&M	FIXO&M	FIXO&M
ESCALATION FIXED COSTS								
ESCALATION FIXED SEASONAL RATE								
ESCALATION VARIABLE COSTS		VARO&M	VARO&M	VARO&M	VARO&M	VARO&M	VARO&M	VARO&M
IMMATURE FORCED OUTAGE RATE	%	0.00	0.00	0.00	0.00	0.00	0.00	0.00
IMMATURITY PERIOD	YEARS	0	0	0	0	0	0	0
MATURITY YEAR	YEAR	2010	2100	2010	2100	2010	2100	2010
PURCHASE UNIT FLAG		0	0	0	0	0	0	0
RESERVE OF TOTAL UNIT	%	0.00	0.00	0.00	0.00	0.00	0.00	0.00
RESERVE OF UPPER SEGMENT	%	0.00	100.00	0.00	100.00	0.00	100.00	0.00
RESOURCE TYPE		C	C	C	C	C	C	C
RETIREMENT MONTH	MONTH	12	12	12	12	12	12	12
RETIREMENT YEAR	YEAR	2100	2100	2100	2100	2100	2100	2100
SOURCE INDEX NUMBER		0	0	0	0	0	0	0
THERMAL UNIT TYPE								

AEP EAST
GENERATION AND FUEL MODULE
INPUT SUMMARY REPORT

QUALIFIER = GAF.INPUT.THERMAL UNIT.

THERMAL UNIT		162	163	164	165	166	168	169
		CC_KPCO	BS2 FGD	BS2 FGD	BS2 FGD	BS2 FGD	IGCC AP	PC_UL_AP
		1	1	5	22	23	1	1
AIR BASIN POINTER		1	1	1	1	1	1	1
BID PRICE ACCOUNTING FLAG		0	0	0	0	0	0	0
BID PRICE OPTION		0	0	0	0	0	0	0
COMMISSION MONTH	MONTH	1	1	1	1	1	1	1
COMMISSION YEAR	YEAR	2100	2100	2100	2100	2100	2100	2100
DEFERRAL PRIORITY		0	0	0	0	0	0	0
DISPATCH LAMBDA OPTION		0	0	0	0	0	0	0
EFFICIENT HEAT RATE OPTION		0	0	0	0	0	0	0
ESCALATION ANCILLARY REVENUE								
ESCALATION BID PRICE AT INCREMEN								
ESCALATION BID PRICE AT MINIMUM								
ESCALATION CAPACITY REVENUE								
ESCALATION CAPITAL COSTS								
ESCALATION FIXED ANNUAL RATE		FIXO&M					FIXO&M	FIXO&M
ESCALATION FIXED COSTS								
ESCALATION FIXED SEASONAL RATE								
ESCALATION VARIABLE COSTS		VARO&M					VARO&M	VARO&M
IMMATURE FORCED OUTAGE RATE	%	0.00	0.00	0.00	0.00	0.00	0.00	0.00
IMMATURITY PERIOD	YEARS	0	0	0	0	0	0	0
MATURITY YEAR	YEAR	2100	2010	2010	2010	2010	2100	2100
PURCHASE UNIT FLAG		0	0	0	0	0	0	0
RESERVE OF TOTAL UNIT	%	0.00	0.00	0.00	0.00	0.00	0.00	0.00
RESERVE OF UPPER SEGMENT	%	100.00	100.00	100.00	100.00	100.00	0.00	0.00
RESOURCE TYPE		C	C	C	C	C	C	C
RETIREMENT MONTH	MONTH	12	12	12	12	12	12	12
RETIREMENT YEAR	YEAR	2100	2100	2100	2100	2100	2100	2100
SOURCE INDEX NUMBER		0	0	0	0	0	0	0
THERMAL UNIT TYPE								

THERMAL UNIT		170	171	172	173	174	175	176
		Nuke_AP	IGCC IM	PC_UL_IM	NUKE_IM	IGCC KP	PC_UL_KP	NUKE_KP
		1	1	1	1	1	1	1
AIR BASIN POINTER		1	1	1	1	1	1	1
BID PRICE ACCOUNTING FLAG		0	0	0	0	0	0	0
BID PRICE OPTION		0	0	0	0	0	0	0
COMMISSION MONTH	MONTH	1	1	1	1	1	1	1
COMMISSION YEAR	YEAR	2100	2100	2100	2100	2100	2100	2100
DEFERRAL PRIORITY		0	0	0	0	0	0	0
DISPATCH LAMBDA OPTION		0	0	0	0	0	0	0
EFFICIENT HEAT RATE OPTION		0	0	0	0	0	0	0
ESCALATION ANCILLARY REVENUE								
ESCALATION BID PRICE AT INCREMEN								
ESCALATION BID PRICE AT MINIMUM								
ESCALATION CAPACITY REVENUE								
ESCALATION CAPITAL COSTS								
ESCALATION FIXED ANNUAL RATE			FIXO&M	FIXO&M		FIXO&M	FIXO&M	
ESCALATION FIXED COSTS								
ESCALATION FIXED SEASONAL RATE								
ESCALATION VARIABLE COSTS		VARO&M	VARO&M	VARO&M	VARO&M	VARO&M	VARO&M	VARO&M
IMMATURE FORCED OUTAGE RATE	%	0.00	0.00	0.00	0.00	0.00	0.00	0.00
IMMATURITY PERIOD	YEARS	0	0	0	0	0	0	0
MATURITY YEAR	YEAR	1900	2100	2100	1900	2100	2100	1900
PURCHASE UNIT FLAG		0	0	0	0	0	0	0
RESERVE OF TOTAL UNIT	%	0.00	0.00	0.00	0.00	0.00	0.00	0.00
RESERVE OF UPPER SEGMENT	%	0.00	0.00	0.00	0.00	0.00	0.00	0.00
RESOURCE TYPE		C	C	C	C	C	C	C
RETIREMENT MONTH	MONTH	12	12	12	12	12	12	12
RETIREMENT YEAR	YEAR	2100	2100	2100	2100	2100	2100	2100
SOURCE INDEX NUMBER		0	0	0	0	0	0	0
THERMAL UNIT TYPE								

THERMAL UNIT		177	178	179	181	182	183	184
		IGCC OH	PC_UL_OH	NUKE OH	RP1D_03	RP1D_04	RP1D_08	RP1D_20
		1	1	1	1	1	1	1
AIR BASIN POINTER		1	1	1	1	1	1	1
BID PRICE ACCOUNTING FLAG		0	0	0	0	0	0	0
BID PRICE OPTION		0	0	0	0	0	0	0
COMMISSION MONTH	MONTH	1	1	1	9	9	9	9
COMMISSION YEAR	YEAR	2100	2100	2100	2100	2100	2100	2100
DEFERRAL PRIORITY		0	0	0	0	0	0	0
DISPATCH LAMBDA OPTION		0	0	0	0	0	0	0
EFFICIENT HEAT RATE OPTION		0	0	0	0	0	0	0
ESCALATION ANCILLARY REVENUE								
ESCALATION BID PRICE AT INCREMEN								
ESCALATION BID PRICE AT MINIMUM								
ESCALATION CAPACITY REVENUE								
ESCALATION CAPITAL COSTS								
ESCALATION FIXED ANNUAL RATE		FIXO&M	FIXO&M					
ESCALATION FIXED COSTS								
ESCALATION FIXED SEASONAL RATE								
ESCALATION VARIABLE COSTS		VARO&M	VARO&M	VARO&M				
IMMATURE FORCED OUTAGE RATE	%	0.00	0.00	0.00	0.00	0.00	0.00	0.00
IMMATURITY PERIOD	YEARS	0	0	0	0	0	0	0
MATURITY YEAR	YEAR	2100	2100	1900	2011	2011	2011	2011
PURCHASE UNIT FLAG		0	0	0	0	0	0	0
RESERVE OF TOTAL UNIT	%	0.00	0.00	0.00	0.00	0.00	0.00	0.00
RESERVE OF UPPER SEGMENT	%	0.00	0.00	0.00	100.00	100.00	100.00	100.00
RESOURCE TYPE		C	C	C	C	C	C	C
RETIREMENT MONTH	MONTH	12	12	12	12	12	12	12
RETIREMENT YEAR	YEAR	2100	2100	2100	2100	2100	2100	2100

SOURCE INDEX NUMBER		0	0	0	0	0	0	0
THERMAL UNIT TYPE								
THERMAL UNIT		186	187	188	189	190	191	223
		RP1TR_IM	RP2TR_IM	RP1TR_KP	RP2TR_KP	T4_TRONA	T4_TRCCR	MR_STKR1
		1	2	1	2	4	4	1
AIR BASIN POINTER		1	1	1	1	1	1	1
BID PRICE ACCOUNTING FLAG		0	0	0	0	0	0	0
BID PRICE OPTION		0	0	0	0	0	0	0
COMMISSION MONTH	MONTH	1	1	1	1	1	1	1
COMMISSION YEAR	YEAR	2100	2100	2100	2100	2100	2100	2100
DEFERRAL PRIORITY		0	0	0	0	0	0	0
DISPATCH LAMBDA OPTION		0	0	0	0	0	0	0
EFFICIENT HEAT RATE OPTION		0	0	0	0	0	0	0
ESCALATION ANCILLARY REVENUE								
ESCALATION BID PRICE AT INCREMEN								
ESCALATION BID PRICE AT MINIMUM								
ESCALATION CAPACITY REVENUE								
ESCALATION CAPITAL COSTS								
ESCALATION FIXED ANNUAL RATE		FIXO&M	FIXO&M	FIXO&M	FIXO&M			

AEP EAST
GENERATION AND FUEL MODULE
INPUT SUMMARY REPORT

QUALIFIER = GAF.INPUT.THERMAL UNIT.

THERMAL UNIT		186	187	188	189	190	191	223
		RP1TR_IM	RP2TR_IM	RP1TR_KP	RP2TR_KP	T4_TRONA	T4_TRCCR	MR_STKR1
		1	2	1	2	4	4	1
ESCALATION FIXED COSTS								
ESCALATION FIXED SEASONAL RATE								
ESCALATION VARIABLE COSTS		VARO&M	VARO&M	VARO&M	VARO&M	VARO&M	VARO&M	VARO&M
IMMATURE FORCED OUTAGE RATE	%	0.00	0.00	0.00	0.00	0.00	0.00	0.00
IMMATURITY PERIOD	YEARS	0	0	0	0	0	0	0
MATURITY YEAR	YEAR	2011	2011	2011	2011	2011	2011	1999
PURCHASE UNIT FLAG		0	0	0	0	0	0	0
RESERVE OF TOTAL UNIT	%	0.00	0.00	0.00	0.00	0.00	0.00	0.00
RESERVE OF UPPER SEGMENT	%	100.00	100.00	100.00	100.00	100.00	100.00	100.00
RESOURCE TYPE		C	C	C	C	C	C	C
RETIREMENT MONTH	MONTH	12	12	12	12	12	12	12
RETIREMENT YEAR	YEAR	2100	2100	2100	2100	2100	2100	2100
SOURCE INDEX NUMBER		0	0	0	0	0	190	0
THERMAL UNIT TYPE								

THERMAL UNIT		224	227	228	229	230	231	232
		MR_STKR2		AMS3_SI	BS2_SI	MR5_CF	MR5_SI	RPT1_CF
		1	0	3	2	5	5	1
AIR BASIN POINTER		1	1	1	1	1	1	1
BID PRICE ACCOUNTING FLAG		0	0	0	0	0	0	0
BID PRICE OPTION		0	0	0	0	0	0	0
COMMISSION MONTH	MONTH	1	1	1	1	1	1	1
COMMISSION YEAR	YEAR	2100	2100	2100	2100	2100	2100	2100
DEFERRAL PRIORITY		0	0	0	0	0	0	0
DISPATCH LAMBDA OPTION		0	0	0	0	0	0	0
EFFICIENT HEAT RATE OPTION		0	0	0	0	0	0	0
ESCALATION ANCILLARY REVENUE								
ESCALATION BID PRICE AT INCREMEN								
ESCALATION BID PRICE AT MINIMUM								
ESCALATION CAPACITY REVENUE								
ESCALATION CAPITAL COSTS								
ESCALATION FIXED ANNUAL RATE				FIXO&M	FIXO&M		FIXO&M	FIXO&M
ESCALATION FIXED COSTS								
ESCALATION FIXED SEASONAL RATE								
ESCALATION VARIABLE COSTS		VARO&M		VARO&M	VARO&M	VARO&M	VARO&M	VARO&M
IMMATURE FORCED OUTAGE RATE	%	0.00	0.00	0.00	0.00	0.00	0.00	0.00
IMMATURITY PERIOD	YEARS	0	0	0	0	0	0	0
MATURITY YEAR	YEAR	1999	1900	2010	2010	2010	2010	2010
PURCHASE UNIT FLAG		0	0	0	0	0	0	0
RESERVE OF TOTAL UNIT	%	0.00	0.00	0.00	0.00	0.00	0.00	0.00
RESERVE OF UPPER SEGMENT	%	100.00	100.00	100.00	100.00	100.00	100.00	100.00
RESOURCE TYPE		C	C	C	C	C	C	C
RETIREMENT MONTH	MONTH	12	12	12	12	12	12	12
RETIREMENT YEAR	YEAR	2100	2100	2100	2100	2100	2100	2100
SOURCE INDEX NUMBER		0	0	0	0	0	0	0
THERMAL UNIT TYPE								

THERMAL UNIT		233	234	235	236	237	238	239
		RPT2_CF	RPT1_SI	RPT2_SI				
		2	1	2	0	0	0	0
AIR BASIN POINTER		1	1	1	1	1	1	1
BID PRICE ACCOUNTING FLAG		0	0	0	0	0	0	0
BID PRICE OPTION		0	0	0	0	0	0	0
COMMISSION MONTH	MONTH	1	1	1	1	1	1	1
COMMISSION YEAR	YEAR	2100	2100	2100	2100	2100	2100	2100
DEFERRAL PRIORITY		0	0	0	0	0	0	0
DISPATCH LAMBDA OPTION		0	0	0	0	0	0	0
EFFICIENT HEAT RATE OPTION		0	0	0	0	0	0	0
ESCALATION ANCILLARY REVENUE								
ESCALATION BID PRICE AT INCREMEN								
ESCALATION BID PRICE AT MINIMUM								
ESCALATION CAPACITY REVENUE								
ESCALATION CAPITAL COSTS								
ESCALATION FIXED ANNUAL RATE		FIXO&M	FIXO&M	FIXO&M				
ESCALATION FIXED COSTS								
ESCALATION FIXED SEASONAL RATE								
ESCALATION VARIABLE COSTS		VARO&M	VARO&M	VARO&M				
IMMATURE FORCED OUTAGE RATE	%	0.00	0.00	0.00	0.00	0.00	0.00	0.00
IMMATURITY PERIOD	YEARS	0	0	0	0	0	0	0
MATURITY YEAR	YEAR	2010	2010	2010	1900	1900	1900	1900
PURCHASE UNIT FLAG		0	0	0	0	0	0	0
RESERVE OF TOTAL UNIT	%	0.00	0.00	0.00	0.00	0.00	0.00	0.00
RESERVE OF UPPER SEGMENT	%	100.00	100.00	100.00	100.00	100.00	100.00	100.00
RESOURCE TYPE		C	C	C	C	C	C	C
RETIREMENT MONTH	MONTH	12	12	12	12	12	12	12
RETIREMENT YEAR	YEAR	2100	2100	2100	2100	2100	2100	2100
SOURCE INDEX NUMBER		0	0	0	0	0	0	0
THERMAL UNIT TYPE								

THERMAL UNIT		240	241	242	243	244	245	246
		0	0	0	0	0	0	0
AIR BASIN POINTER		1	1	1	1	1	1	1
BID PRICE ACCOUNTING FLAG		0	0	0	0	0	0	0
BID PRICE OPTION		0	0	0	0	0	0	0
COMMISSION MONTH	MONTH	1	1	1	1	1	1	1
COMMISSION YEAR	YEAR	2100	2100	2100	2100	2100	2100	2100
DEFERRAL PRIORITY		0	0	0	0	0	0	0

DISPATCH LAMBDA OPTION		0	0	0	0	0	0	0
EFFICIENT HEAT RATE OPTION		0	0	0	0	0	0	0
ESCALATION ANCILLARY REVENUE								
ESCALATION BID PRICE AT INCREMEN								
ESCALATION BID PRICE AT MINIMUM								
ESCALATION CAPACITY REVENUE								
ESCALATION CAPITAL COSTS								
ESCALATION FIXED ANNUAL RATE								
ESCALATION FIXED COSTS								
ESCALATION FIXED SEASONAL RATE								
ESCALATION VARIABLE COSTS								
IMMATURE FORCED OUTAGE RATE	%	0.00	0.00	0.00	0.00	0.00	0.00	0.00
IMMATURITY PERIOD	YEARS	0	0	0	0	0	0	0
MATURITY YEAR	YEAR	1900	1900	1900	1900	1900	1900	1900
PURCHASE UNIT FLAG		0	0	0	0	0	0	0
RESERVE OF TOTAL UNIT	%	0.00	0.00	0.00	0.00	0.00	0.00	0.00
RESERVE OF UPPER SEGMENT	%	100.00	100.00	100.00	100.00	100.00	100.00	100.00
RESOURCE TYPE		C	C	C	C	C	C	C
RETIREMENT MONTH	MONTH	12	12	12	12	12	12	12
RETIREMENT YEAR	YEAR	2100	2100	2100	2100	2100	2100	2100
SOURCE INDEX NUMBER		0	0	0	0	0	0	0
THERMAL UNIT TYPE								

AEP EAST
GENERATION AND FUEL MODULE
INPUT SUMMARY REPORT

QUALIFIER = GAF.INPUT.THERMAL UNIT.

THERMAL UNIT		247	248	249	250	251	252	253
						DC1_HPT	DC1_IS	DC1_EFF
		1	1	1	0	1	1	1
AIR BASIN POINTER		1	1	1	1	1	1	1
BID PRICE ACCOUNTING FLAG		0	0	0	0	0	0	0
BID PRICE OPTION		0	0	0	0	0	0	0
COMMISSION MONTH	MONTH	1	1	1	1	6	5	6
COMMISSION YEAR	YEAR	2100	2100	2100	2100	2100	2100	2100
DEFERRAL PRIORITY		0	0	0	0	0	0	0
DISPATCH LAMBDA OPTION		0	0	0	0	0	0	0
EFFICIENT HEAT RATE OPTION		0	0	0	0	0	0	0
ESCALATION ANCILLARY REVENUE								
ESCALATION BID PRICE AT INCREMEN								
ESCALATION BID PRICE AT MINIMUM								
ESCALATION CAPACITY REVENUE								
ESCALATION CAPITAL COSTS								
ESCALATION FIXED ANNUAL RATE								
ESCALATION FIXED COSTS								
ESCALATION FIXED SEASONAL RATE								
ESCALATION VARIABLE COSTS						VARO&M	VARO&M	VARO&M
IMMATURE FORCED OUTAGE RATE	%	0.00	0.00	0.00	0.00	0.00	0.00	0.00
IMMATURITY PERIOD	YEARS	0	0	0	0	0	0	0
MATURITY YEAR	YEAR	1900	1900	1900	1900	2010	2010	2010
PURCHASE UNIT FLAG		0	0	0	0	0	0	0
RESERVE OF TOTAL UNIT	%	0.00	0.00	0.00	0.00	0.00	0.00	0.00
RESERVE OF UPPER SEGMENT	%	100.00	100.00	100.00	100.00	100.00	100.00	100.00
RESOURCE TYPE		C	C	C	C	C	C	C
RETIREMENT MONTH	MONTH	12	12	12	12	12	12	12
RETIREMENT YEAR	YEAR	2100	2100	2100	2100	2100	2100	2100
SOURCE INDEX NUMBER		0	0	0	0	0	0	0
THERMAL UNIT TYPE								

THERMAL UNIT		254	255	256	257	258	259	260
		DC1_17	DC1_3800		DC2_HPT	DC2_EFF	DC2_SPU	DC2_3800
		1	1	0	2	2	2	2
AIR BASIN POINTER		1	1	1	1	1	1	1
BID PRICE ACCOUNTING FLAG		0	0	0	0	0	0	0
BID PRICE OPTION		0	0	0	0	0	0	0
COMMISSION MONTH	MONTH	6	6	1	5	6	6	6
COMMISSION YEAR	YEAR	2100	2100	2100	2100	2100	2100	2100
DEFERRAL PRIORITY		0	0	0	0	0	0	0
DISPATCH LAMBDA OPTION		0	0	0	0	0	0	0
EFFICIENT HEAT RATE OPTION		0	0	0	0	0	0	0
ESCALATION ANCILLARY REVENUE								
ESCALATION BID PRICE AT INCREMEN								
ESCALATION BID PRICE AT MINIMUM								
ESCALATION CAPACITY REVENUE								
ESCALATION CAPITAL COSTS								
ESCALATION FIXED ANNUAL RATE								
ESCALATION FIXED COSTS								
ESCALATION FIXED SEASONAL RATE								
ESCALATION VARIABLE COSTS		VARO&M	VARO&M		VARO&M	VARO&M	VARO&M	VARO&M
IMMATURE FORCED OUTAGE RATE	%	0.00	0.00	0.00	0.00	0.00	0.00	0.00
IMMATURITY PERIOD	YEARS	0	0	0	0	0	0	0
MATURITY YEAR	YEAR	2010	2010	1900	2010	2010	2010	2010
PURCHASE UNIT FLAG		0	0	0	0	0	0	0
RESERVE OF TOTAL UNIT	%	0.00	0.00	0.00	0.00	0.00	0.00	0.00
RESERVE OF UPPER SEGMENT	%	100.00	100.00	100.00	100.00	100.00	100.00	100.00
RESOURCE TYPE		C	C	C	C	C	C	C
RETIREMENT MONTH	MONTH	12	12	12	12	12	12	12
RETIREMENT YEAR	YEAR	2100	2100	2100	2100	2100	2100	2100
SOURCE INDEX NUMBER		0	0	0	0	0	0	0
THERMAL UNIT TYPE								

THERMAL UNIT		261	262	263	264	265	266	267
		0	0	0	1	1	0	0
AIR BASIN POINTER		1	1	1	1	1	1	1
BID PRICE ACCOUNTING FLAG		0	0	0	0	0	0	0
BID PRICE OPTION		0	0	0	0	0	0	0
COMMISSION MONTH	MONTH	1	1	1	1	1	1	1
COMMISSION YEAR	YEAR	0	0	0	2100	2100	2100	2100
DEFERRAL PRIORITY		0	0	0	0	0	0	0
DISPATCH LAMBDA OPTION		0	0	0	0	0	0	0
EFFICIENT HEAT RATE OPTION		0	0	0	0	0	0	0
ESCALATION ANCILLARY REVENUE								
ESCALATION BID PRICE AT INCREMEN								
ESCALATION BID PRICE AT MINIMUM								
ESCALATION CAPACITY REVENUE								
ESCALATION CAPITAL COSTS								
ESCALATION FIXED ANNUAL RATE								
ESCALATION FIXED COSTS								
ESCALATION FIXED SEASONAL RATE								
ESCALATION VARIABLE COSTS								
IMMATURE FORCED OUTAGE RATE	%	0.00	0.00	0.00	0.00	0.00	0.00	0.00
IMMATURITY PERIOD	YEARS	0	0	0	0	0	0	0
MATURITY YEAR	YEAR	1900	1900	1900	1900	1900	1900	1900
PURCHASE UNIT FLAG		0	0	0	0	0	0	0
RESERVE OF TOTAL UNIT	%	0.00	0.00	0.00	0.00	0.00	0.00	0.00
RESERVE OF UPPER SEGMENT	%	100.00	100.00	100.00	100.00	100.00	100.00	100.00
RESOURCE TYPE		C	C	C	C	C	C	C
RETIREMENT MONTH	MONTH	12	12	12	12	12	12	12
RETIREMENT YEAR	YEAR	2100	2100	2100	2100	2100	2100	2100

SOURCE INDEX NUMBER		0	0	0	0	0	0	0
THERMAL UNIT TYPE								
THERMAL UNIT		268	269	270	271	272	273	274
			BIGSD_15	BIGSD_GP	CLN_Q_HM	CLN_Q_15	CLN_Q_HM	CLN_Q_15
		1	1	1	1	1	2	2
AIR BASIN POINTER		1	1	1	1	1	1	1
BID PRICE ACCOUNTING FLAG		0	0	0	0	0	0	0
BID PRICE OPTION		0	0	0	0	0	0	0
COMMISSION MONTH	MONTH	1	1	1	1	1	1	1
COMMISSION YEAR	YEAR	2100	2100	2100	2100	2100	2100	2100
DEFERRAL PRIORITY		0	0	0	0	0	0	0
DISPATCH LAMBDA OPTION		0	0	0	0	0	0	0
EFFICIENT HEAT RATE OPTION		0	0	0	0	0	0	0
ESCALATION ANCILLARY REVENUE								
ESCALATION BID PRICE AT INCREMEN								
ESCALATION BID PRICE AT MINIMUM								
ESCALATION CAPACITY REVENUE								
ESCALATION CAPITAL COSTS								
ESCALATION FIXED ANNUAL RATE					FIXO&M	FIXO&M	FIXO&M	FIXO&M

AEP EAST
GENERATION AND FUEL MODULE
INPUT SUMMARY REPORT

QUALIFIER = GAF.INPUT.THERMAL UNIT.

THERMAL UNIT		268	269	270	271	272	273	274
			BIGSD_15	BIGSD_GP	CLN_Q_HM	CLN_Q_15	CLN_Q_HM	CLN_Q_15
		1	1	1	1	1	2	2
ESCALATION FIXED COSTS								
ESCALATION FIXED SEASONAL RATE								
ESCALATION VARIABLE COSTS			VARO&M	VARO&M	VARO&M	VARO&M	VARO&M	VARO&M
IMMATURE FORCED OUTAGE RATE	%	0.00	0.00	0.00	0.00	0.00	0.00	0.00
IMMATURITY PERIOD	YEARS	0	0	0	0	0	0	0
MATURITY YEAR	YEAR	1900	2010	2010	2010	2010	2010	2010
PURCHASE UNIT FLAG		0	0	0	0	0	0	0
RESERVE OF TOTAL UNIT	%	0.00	0.00	0.00	0.00	0.00	0.00	0.00
RESERVE OF UPPER SEGMENT	%	100.00	100.00	100.00	100.00	100.00	100.00	100.00
RESOURCE TYPE		C	C	C	C	C	C	C
RETIREMENT MONTH	MONTH	12	6	6	6	6	6	6
RETIREMENT YEAR	YEAR	2100	2015	2025	2025	2015	2025	2015
SOURCE INDEX NUMBER		0	0	0	0	0	0	0
THERMAL UNIT TYPE								

THERMAL UNIT		275	276	277	278	279	280	281
		CLN_Q_HM	CLN_Q_15	CVL_3_HM	CVL_3_10	GLN_5_HM	GLN_5_15	GLN_6_HM
		3	3	3	3	5	5	6
AIR BASIN POINTER		1	1	1	1	1	1	1
BID PRICE ACCOUNTING FLAG		0	0	0	0	0	0	0
BID PRICE OPTION		0	0	0	0	0	0	0
COMMISSION MONTH	MONTH	1	1	1	1	1	1	1
COMMISSION YEAR	YEAR	2100	2100	2100	2100	2100	2100	2100
DEFERRAL PRIORITY		0	0	0	0	0	0	0
DISPATCH LAMBDA OPTION		0	0	0	0	0	0	0
EFFICIENT HEAT RATE OPTION		0	0	0	0	0	0	0
ESCALATION ANCILLARY REVENUE								
ESCALATION BID PRICE AT INCREMEN								
ESCALATION BID PRICE AT MINIMUM								
ESCALATION CAPACITY REVENUE								
ESCALATION CAPITAL COSTS								
ESCALATION FIXED ANNUAL RATE		FIXO&M	FIXO&M					
ESCALATION FIXED COSTS								
ESCALATION FIXED SEASONAL RATE								
ESCALATION VARIABLE COSTS		VARO&M	VARO&M	VARO&M	VARO&M	VARO&M	VARO&M	VARO&M
IMMATURE FORCED OUTAGE RATE	%	0.00	0.00	0.00	0.00	0.00	0.00	0.00
IMMATURITY PERIOD	YEARS	0	0	0	0	0	0	0
MATURITY YEAR	YEAR	2010	2010	2010	2010	2010	2010	2010
PURCHASE UNIT FLAG		0	0	0	0	0	0	0
RESERVE OF TOTAL UNIT	%	0.00	0.00	0.00	0.00	0.00	0.00	0.00
RESERVE OF UPPER SEGMENT	%	100.00	100.00	100.00	100.00	100.00	100.00	100.00
RESOURCE TYPE		C	C	C	C	C	C	C
RETIREMENT MONTH	MONTH	6	6	6	6	6	6	6
RETIREMENT YEAR	YEAR	2025	2015	2012	2010	2025	2015	2025
SOURCE INDEX NUMBER		0	0	0	0	0	0	0
THERMAL UNIT TYPE								

THERMAL UNIT		282	283	284	285	286	287	288
		GLN_6_15	KMR_F_HM	KMR_F_GP	KMR_F_HM	KMR_F_GP	KMR_F_HM	KMR_F_GP
		6	1	1	2	2	3	3
AIR BASIN POINTER		1	1	1	1	1	1	1
BID PRICE ACCOUNTING FLAG		0	0	0	0	0	0	0
BID PRICE OPTION		0	0	0	0	0	0	0
COMMISSION MONTH	MONTH	1	1	1	1	1	1	1
COMMISSION YEAR	YEAR	2100	2100	2100	2100	2100	2100	2100
DEFERRAL PRIORITY		0	0	0	0	0	0	0
DISPATCH LAMBDA OPTION		0	0	0	0	0	0	0
EFFICIENT HEAT RATE OPTION		0	0	0	0	0	0	0
ESCALATION ANCILLARY REVENUE								
ESCALATION BID PRICE AT INCREMEN								
ESCALATION BID PRICE AT MINIMUM								
ESCALATION CAPACITY REVENUE								
ESCALATION CAPITAL COSTS								
ESCALATION FIXED ANNUAL RATE			FIXO&M	FIXO&M	FIXO&M	FIXO&M	FIXO&M	FIXO&M
ESCALATION FIXED COSTS								
ESCALATION FIXED SEASONAL RATE								
ESCALATION VARIABLE COSTS		VARO&M	VARO&M	VARO&M	VARO&M	VARO&M	VARO&M	VARO&M
IMMATURE FORCED OUTAGE RATE	%	0.00	0.00	0.00	0.00	0.00	0.00	0.00
IMMATURITY PERIOD	YEARS	0	0	0	0	0	0	0
MATURITY YEAR	YEAR	2010	2010	2010	2010	2010	2010	2010
PURCHASE UNIT FLAG		0	0	0	0	0	0	0
RESERVE OF TOTAL UNIT	%	0.00	0.00	0.00	0.00	0.00	0.00	0.00
RESERVE OF UPPER SEGMENT	%	100.00	100.00	100.00	100.00	100.00	100.00	100.00
RESOURCE TYPE		C	C	C	C	C	C	C
RETIREMENT MONTH	MONTH	6	6	6	6	6	6	6
RETIREMENT YEAR	YEAR	2015	2025	2015	2025	2015	2025	2015
SOURCE INDEX NUMBER		0	0	0	0	0	0	0
THERMAL UNIT TYPE								

THERMAL UNIT		289	290	291	292	293	294	295
		KWA_1_HM	KWA_1_15	KWA_2_HM	KWA_2_15	MSKR1_HM	MSKR1_12	MSKR2_HM
		1	1	2	2	1	1	2
AIR BASIN POINTER		1	1	1	1	1	1	1
BID PRICE ACCOUNTING FLAG		0	0	0	0	0	0	0
BID PRICE OPTION		0	0	0	0	0	0	0
COMMISSION MONTH	MONTH	1	1	1	1	1	1	1
COMMISSION YEAR	YEAR	2100	2100	2100	2100	2100	2100	2100
DEFERRAL PRIORITY		0	0	0	0	0	0	0

DISPATCH LAMBDA OPTION		0	0	0	0	0	0	0
EFFICIENT HEAT RATE OPTION		0	0	0	0	0	0	0
ESCALATION ANCILLARY REVENUE								
ESCALATION BID PRICE AT INCREMEN								
ESCALATION BID PRICE AT MINIMUM								
ESCALATION CAPACITY REVENUE								
ESCALATION CAPITAL COSTS								
ESCALATION FIXED ANNUAL RATE								
ESCALATION FIXED COSTS								
ESCALATION FIXED SEASONAL RATE								
ESCALATION VARIABLE COSTS		VARO&M	VARO&M	VARO&M	VARO&M	VARO&M	VARO&M	VARO&M
IMMATURE FORCED OUTAGE RATE	%	0.00	0.00	0.00	0.00	0.00	0.00	0.00
IMMATURITY PERIOD	YEARS	0	0	0	0	0	0	0
MATURITY YEAR	YEAR	2010	2010	2010	2010	2010	2010	2010
PURCHASE UNIT FLAG		0	0	0	0	0	0	0
RESERVE OF TOTAL UNIT	%	0.00	0.00	0.00	0.00	0.00	0.00	0.00
RESERVE OF UPPER SEGMENT	%	100.00	100.00	100.00	100.00	100.00	100.00	100.00
RESOURCE TYPE		C	C	C	C	C	C	C
RETIREMENT MONTH	MONTH	6	6	6	6	6	6	6
RETIREMENT YEAR	YEAR	2025	2015	2025	2015	2015	2012	2015
SOURCE INDEX NUMBER		0	0	0	0	0	0	0
THERMAL UNIT TYPE								

AEP EAST
GENERATION AND FUEL MODULE
INPUT SUMMARY REPORT

QUALIFIER = GAF.INPUT.THERMAL UNIT.

THERMAL UNIT		296	297	298	299	300	301	302
		MSKR2_12	MSKR3_GP	MR3HM_12	MSKR4_GP	M4HM_12	PICWY_HM	PICWY_GP
		2	3	3	4	4	5	5
AIR BASIN POINTER		1	1	1	1	1	1	1
BID PRICE ACCOUNTING FLAG		0	0	0	0	0	0	0
BID PRICE OPTION		0	0	0	0	0	0	0
COMMISSION MONTH	MONTH	1	1	1	1	1	1	1
COMMISSION YEAR	YEAR	2100	2100	2100	2100	2100	2100	2100
DEFERRAL PRIORITY		0	0	0	0	0	0	0
DISPATCH LAMBDA OPTION		0	0	0	0	0	0	0
EFFICIENT HEAT RATE OPTION		0	0	0	0	0	0	0
ESCALATION ANCILLARY REVENUE								
ESCALATION BID PRICE AT INCREMEN								
ESCALATION BID PRICE AT MINIMUM								
ESCALATION CAPACITY REVENUE								
ESCALATION CAPITAL COSTS								
ESCALATION FIXED ANNUAL RATE								
ESCALATION FIXED COSTS								
ESCALATION FIXED SEASONAL RATE								
ESCALATION VARIABLE COSTS		VARO&M	VARO&M	VARO&M	VARO&M	VARO&M	VARO&M	VARO&M
IMMATURE FORCED OUTAGE RATE	%	0.00	0.00	0.00	0.00	0.00	0.00	0.00
IMMATURITY PERIOD	YEARS	0	0	0	0	0	0	0
MATURITY YEAR	YEAR	2010	2010	2010	2010	2010	2010	2010
PURCHASE UNIT FLAG		0	0	0	0	0	0	0
RESERVE OF TOTAL UNIT	%	0.00	0.00	0.00	0.00	0.00	0.00	0.00
RESERVE OF UPPER SEGMENT	%	100.00	100.00	100.00	100.00	100.00	100.00	100.00
RESOURCE TYPE		C	C	C	C	C	C	C
RETIREMENT MONTH	MONTH	6	6	6	6	6	6	6
RETIREMENT YEAR	YEAR	2012	2015	2012	2015	2012	2025	2015
SOURCE INDEX NUMBER		0	0	0	0	0	0	0
THERMAL UNIT TYPE								

THERMAL UNIT		303	304	305	306	307	308	309
		SP1_F_HM	SP1_F_15	SP2_F_HM	SP2_F_15	SP3_Q_HM	SP3_Q_15	SP4_Q_HM
		1	1	2	2	3	3	4
AIR BASIN POINTER		1	1	1	1	1	1	1
BID PRICE ACCOUNTING FLAG		0	0	0	0	0	0	0
BID PRICE OPTION		0	0	0	0	0	0	0
COMMISSION MONTH	MONTH	1	1	1	1	1	1	1
COMMISSION YEAR	YEAR	2100	2100	2100	2100	2100	2100	2100
DEFERRAL PRIORITY		0	0	0	0	0	0	0
DISPATCH LAMBDA OPTION		0	0	0	0	0	0	0
EFFICIENT HEAT RATE OPTION		0	0	0	0	0	0	0
ESCALATION ANCILLARY REVENUE								
ESCALATION BID PRICE AT INCREMEN								
ESCALATION BID PRICE AT MINIMUM								
ESCALATION CAPACITY REVENUE								
ESCALATION CAPITAL COSTS								
ESCALATION FIXED ANNUAL RATE		FIXO&M	FIXO&M	FIXO&M	FIXO&M	FIXO&M	FIXO&M	FIXO&M
ESCALATION FIXED COSTS								
ESCALATION FIXED SEASONAL RATE								
ESCALATION VARIABLE COSTS		VARO&M	VARO&M	VARO&M	VARO&M	VARO&M	VARO&M	VARO&M
IMMATURE FORCED OUTAGE RATE	%	0.00	0.00	0.00	0.00	0.00	0.00	0.00
IMMATURITY PERIOD	YEARS	0	0	0	0	0	0	0
MATURITY YEAR	YEAR	2010	2010	2010	2010	2010	2010	2010
PURCHASE UNIT FLAG		0	0	0	0	0	0	0
RESERVE OF TOTAL UNIT	%	0.00	0.00	0.00	0.00	0.00	0.00	0.00
RESERVE OF UPPER SEGMENT	%	100.00	100.00	100.00	100.00	100.00	100.00	100.00
RESOURCE TYPE		C	C	C	C	C	C	C
RETIREMENT MONTH	MONTH	6	6	6	6	6	6	6
RETIREMENT YEAR	YEAR	2025	2015	2025	2015	2025	2015	2025
SOURCE INDEX NUMBER		0	0	0	0	0	0	0
THERMAL UNIT TYPE								

THERMAL UNIT		310	311	312	313	314	315	316
		SP4_Q_15	SP5_HM	SP5_15	TNR_F_HM	TNR_F_15	TNR_F_HM	TNR_F_15
		4	5	5	1	1	2	2
AIR BASIN POINTER		1	1	1	1	1	1	1
BID PRICE ACCOUNTING FLAG		0	0	0	0	0	0	0
BID PRICE OPTION		0	0	0	0	0	0	0
COMMISSION MONTH	MONTH	1	1	1	1	1	1	1
COMMISSION YEAR	YEAR	2100	2100	2100	2100	2100	2100	2100
DEFERRAL PRIORITY		0	0	0	0	0	0	0
DISPATCH LAMBDA OPTION		0	0	0	0	0	0	0
EFFICIENT HEAT RATE OPTION		0	0	0	0	0	0	0
ESCALATION ANCILLARY REVENUE								
ESCALATION BID PRICE AT INCREMEN								
ESCALATION BID PRICE AT MINIMUM								
ESCALATION CAPACITY REVENUE								
ESCALATION CAPITAL COSTS								
ESCALATION FIXED ANNUAL RATE		FIXO&M			FIXO&M	FIXO&M	FIXO&M	FIXO&M
ESCALATION FIXED COSTS								
ESCALATION FIXED SEASONAL RATE								
ESCALATION VARIABLE COSTS		VARO&M	VARO&M	VARO&M	VARO&M	VARO&M	VARO&M	VARO&M
IMMATURE FORCED OUTAGE RATE	%	0.00	0.00	0.00	0.00	0.00	0.00	0.00
IMMATURITY PERIOD	YEARS	0	0	0	0	0	0	0
MATURITY YEAR	YEAR	2010	2010	2010	2010	2010	2010	2010
PURCHASE UNIT FLAG		0	0	0	0	0	0	0
RESERVE OF TOTAL UNIT	%	0.00	0.00	0.00	0.00	0.00	0.00	0.00
RESERVE OF UPPER SEGMENT	%	100.00	100.00	100.00	100.00	100.00	100.00	100.00
RESOURCE TYPE		C	C	C	C	C	C	C
RETIREMENT MONTH	MONTH	6	6	6	6	6	6	6
RETIREMENT YEAR	YEAR	2015	2013	2010	2025	2015	2025	2015

SOURCE INDEX NUMBER		0	0	0	0	0	0	0
THERMAL UNIT TYPE								
THERMAL UNIT		317	318	319	320	322	323	324
		TNR_F_HM	TNR_F_15	PW_GP_15	RHills 1			
		3	3	5	1	0	0	0
AIR BASIN POINTER		1	1	1	1	1	1	1
BID PRICE ACCOUNTING FLAG		0	0	0	0	0	0	0
BID PRICE OPTION		0	0	0	0	0	0	0
COMMISSION MONTH	MONTH	1	1	1	1	1	1	1
COMMISSION YEAR	YEAR	2100	2100	2100	2100	2100	2100	2100
DEFERRAL PRIORITY		0	0	0	0	0	0	0
DISPATCH LAMBDA OPTION		0	0	0	0	0	0	0
EFFICIENT HEAT RATE OPTION		0	0	0	0	0	0	0
ESCALATION ANCILLARY REVENUE								
ESCALATION BID PRICE AT INCREMEN								
ESCALATION BID PRICE AT MINIMUM								
ESCALATION CAPACITY REVENUE								
ESCALATION CAPITAL COSTS								
ESCALATION FIXED ANNUAL RATE		FIXO&M	FIXO&M		FIXO&M			

AEP EAST
GENERATION AND FUEL MODULE
INPUT SUMMARY REPORT

QUALIFIER = GAF.INPUT.THERMAL UNIT.

THERMAL UNIT		317	318	319	320	322	323	324
		TNR_F_HM	TNR_F_15	PW_GP_15	RHills 1			
		3	3	5	1	0	0	0
ESCALATION FIXED COSTS								
ESCALATION FIXED SEASONAL RATE								
ESCALATION VARIABLE COSTS		VARO&M	VARO&M	VARO&M	VARO&M			
IMMATURE FORCED OUTAGE RATE	%	0.00	0.00	0.00	0.00	0.00	0.00	0.00
IMMATURITY PERIOD	YEARS	0	0	0	0	0	0	0
MATURITY YEAR	YEAR	2010	2010	2010	2010	1900	1900	1900
PURCHASE UNIT FLAG		0	0	0	0	0	0	0
RESERVE OF TOTAL UNIT	%	0.00	0.00	0.00	0.00	0.00	0.00	0.00
RESERVE OF UPPER SEGMENT	%	100.00	100.00	100.00	0.00	100.00	100.00	100.00
RESOURCE TYPE		C	C	C	C	C	C	C
RETIREMENT MONTH	MONTH	6	6	6	12	12	12	12
RETIREMENT YEAR	YEAR	2025	2015	2015	2100	9999	9999	9999
SOURCE INDEX NUMBER		0	0	0	0	0	0	0
THERMAL UNIT TYPE								

THERMAL UNIT		325	326	327	328	329	330	331
		0	0	0	0	0	0	0
AIR BASIN POINTER		1	1	1	1	1	1	1
BID PRICE ACCOUNTING FLAG		0	0	0	0	0	0	0
BID PRICE OPTION		0	0	0	0	0	0	0
COMMISSION MONTH	MONTH	1	1	1	1	1	1	1
COMMISSION YEAR	YEAR	2100	2100	2100	2100	2100	2100	2100
DEFERRAL PRIORITY		0	0	0	0	0	0	0
DISPATCH LAMBDA OPTION		0	0	0	0	0	0	0
EFFICIENT HEAT RATE OPTION		0	0	0	0	0	0	0
ESCALATION ANCILLARY REVENUE								
ESCALATION BID PRICE AT INCREMEN								
ESCALATION BID PRICE AT MINIMUM								
ESCALATION CAPACITY REVENUE								
ESCALATION CAPITAL COSTS								
ESCALATION FIXED ANNUAL RATE								
ESCALATION FIXED COSTS								
ESCALATION FIXED SEASONAL RATE								
ESCALATION VARIABLE COSTS								
IMMATURE FORCED OUTAGE RATE	%	0.00	0.00	0.00	0.00	0.00	0.00	0.00
IMMATURITY PERIOD	YEARS	0	0	0	0	0	0	0
MATURITY YEAR	YEAR	1900	1900	1900	1900	1900	1900	1900
PURCHASE UNIT FLAG		0	0	0	0	0	0	0
RESERVE OF TOTAL UNIT	%	0.00	0.00	0.00	0.00	0.00	0.00	0.00
RESERVE OF UPPER SEGMENT	%	100.00	100.00	100.00	100.00	100.00	100.00	100.00
RESOURCE TYPE		C	C	C	C	C	C	C
RETIREMENT MONTH	MONTH	12	12	12	12	12	12	12
RETIREMENT YEAR	YEAR	9999	9999	9999	9999	9999	9999	9999
SOURCE INDEX NUMBER		0	0	0	0	0	0	0
THERMAL UNIT TYPE								

THERMAL UNIT		332	333	335	336	337	338	339
		0	0	0	0	0	0	0
AIR BASIN POINTER		1	1	1	1	1	1	1
BID PRICE ACCOUNTING FLAG		0	0	0	0	0	0	0
BID PRICE OPTION		0	0	0	0	0	0	0
COMMISSION MONTH	MONTH	1	1	1	1	1	1	1
COMMISSION YEAR	YEAR	2100	2100	2100	2100	2100	2100	2100
DEFERRAL PRIORITY		0	0	0	0	0	0	0
DISPATCH LAMBDA OPTION		0	0	0	0	0	0	0
EFFICIENT HEAT RATE OPTION		0	0	0	0	0	0	0
ESCALATION ANCILLARY REVENUE								
ESCALATION BID PRICE AT INCREMEN								
ESCALATION BID PRICE AT MINIMUM								
ESCALATION CAPACITY REVENUE								
ESCALATION CAPITAL COSTS								
ESCALATION FIXED ANNUAL RATE								
ESCALATION FIXED COSTS								
ESCALATION FIXED SEASONAL RATE								
ESCALATION VARIABLE COSTS								
IMMATURE FORCED OUTAGE RATE	%	0.00	0.00	0.00	0.00	0.00	0.00	0.00
IMMATURITY PERIOD	YEARS	0	0	0	0	0	0	0
MATURITY YEAR	YEAR	1900	1900	1900	1900	1900	1900	1900
PURCHASE UNIT FLAG		0	0	0	0	0	0	0
RESERVE OF TOTAL UNIT	%	0.00	0.00	0.00	0.00	0.00	0.00	0.00
RESERVE OF UPPER SEGMENT	%	100.00	100.00	100.00	100.00	100.00	100.00	100.00
RESOURCE TYPE		C	C	C	C	C	C	C
RETIREMENT MONTH	MONTH	12	12	12	12	12	12	12
RETIREMENT YEAR	YEAR	9999	9999	9999	9999	9999	9999	9999
SOURCE INDEX NUMBER		0	0	0	0	0	0	0
THERMAL UNIT TYPE								

THERMAL UNIT		340	341	342	343	344	345	346
		0	0	0	0	0	0	0
AIR BASIN POINTER		1	1	1	1	1	1	1
BID PRICE ACCOUNTING FLAG		0	0	0	0	0	0	0
BID PRICE OPTION		0	0	0	0	0	0	0
COMMISSION MONTH	MONTH	1	1	1	1	1	1	1
COMMISSION YEAR	YEAR	2100	2100	2100	2100	2100	2100	2100
DEFERRAL PRIORITY		0	0	0	0	0	0	0

DISPATCH LAMBDA OPTION		0	0	0	0	0	0	0
EFFICIENT HEAT RATE OPTION		0	0	0	0	0	0	0
ESCALATION ANCILLARY REVENUE								
ESCALATION BID PRICE AT INCREMEN								
ESCALATION BID PRICE AT MINIMUM								
ESCALATION CAPACITY REVENUE								
ESCALATION CAPITAL COSTS								
ESCALATION FIXED ANNUAL RATE								
ESCALATION FIXED COSTS								
ESCALATION FIXED SEASONAL RATE								
ESCALATION VARIABLE COSTS								
IMMATURE FORCED OUTAGE RATE	%	0.00	0.00	0.00	0.00	0.00	0.00	0.00
IMMATURITY PERIOD	YEARS	0	0	0	0	0	0	0
MATURITY YEAR	YEAR	1900	1900	1900	1900	1900	1900	1900
PURCHASE UNIT FLAG		0	0	0	0	0	0	0
RESERVE OF TOTAL UNIT	%	0.00	0.00	0.00	0.00	0.00	0.00	0.00
RESERVE OF UPPER SEGMENT	%	100.00	100.00	100.00	100.00	100.00	100.00	100.00
RESOURCE TYPE		C	C	C	C	C	C	C
RETIREMENT MONTH	MONTH	12	12	12	12	12	12	12
RETIREMENT YEAR	YEAR	9999	9999	9999	9999	9999	9999	9999
SOURCE INDEX NUMBER		0	0	0	0	0	0	0
THERMAL UNIT TYPE								

AEP EAST
GENERATION AND FUEL MODULE
INPUT SUMMARY REPORT

QUALIFIER = GAF.INPUT.THERMAL UNIT.

THERMAL UNIT		347	348	349	350	351	352	353
		0	0	0	0	0	0	0
AIR BASIN POINTER		1	1	1	1	1	1	1
BID PRICE ACCOUNTING FLAG		0	0	0	0	0	0	0
BID PRICE OPTION		0	0	0	0	0	0	0
COMMISSION MONTH	MONTH	1	1	1	1	1	1	1
COMMISSION YEAR	YEAR	2100	2100	2100	2100	2100	2100	2100
DEFERRAL PRIORITY		0	0	0	0	0	0	0
DISPATCH LAMBDA OPTION		0	0	0	0	0	0	0
EFFICIENT HEAT RATE OPTION		0	0	0	0	0	0	0
ESCALATION ANCILLARY REVENUE								
ESCALATION BID PRICE AT INCREMEN								
ESCALATION BID PRICE AT MINIMUM								
ESCALATION CAPACITY REVENUE								
ESCALATION CAPITAL COSTS								
ESCALATION FIXED ANNUAL RATE								
ESCALATION FIXED COSTS								
ESCALATION FIXED SEASONAL RATE								
ESCALATION VARIABLE COSTS								
IMMATURE FORCED OUTAGE RATE	%	0.00	0.00	0.00	0.00	0.00	0.00	0.00
IMMATURITY PERIOD	YEARS	0	0	0	0	0	0	0
MATURITY YEAR	YEAR	1900	1900	1900	1900	1900	1900	1900
PURCHASE UNIT FLAG		0	0	0	0	0	0	0
RESERVE OF TOTAL UNIT	%	0.00	0.00	0.00	0.00	0.00	0.00	0.00
RESERVE OF UPPER SEGMENT	%	100.00	100.00	100.00	100.00	100.00	100.00	100.00
RESOURCE TYPE		C	C	C	C	C	C	C
RETIREMENT MONTH	MONTH	12	12	12	12	12	12	12
RETIREMENT YEAR	YEAR	9999	9999	9999	2100	2100	2100	2100
SOURCE INDEX NUMBER		0	0	0	0	0	0	0
THERMAL UNIT TYPE								

THERMAL UNIT		354	355	356	357	358	359	360
		0	0	0	0	0	0	0
AIR BASIN POINTER		1	1	1	1	1	1	1
BID PRICE ACCOUNTING FLAG		0	0	0	0	0	0	0
BID PRICE OPTION		0	0	0	0	0	0	0
COMMISSION MONTH	MONTH	1	1	1	1	1	1	1
COMMISSION YEAR	YEAR	2100	2100	2100	2100	2100	2100	2100
DEFERRAL PRIORITY		0	0	0	0	0	0	0
DISPATCH LAMBDA OPTION		0	0	0	0	0	0	0
EFFICIENT HEAT RATE OPTION		0	0	0	0	0	0	0
ESCALATION ANCILLARY REVENUE								
ESCALATION BID PRICE AT INCREMEN								
ESCALATION BID PRICE AT MINIMUM								
ESCALATION CAPACITY REVENUE								
ESCALATION CAPITAL COSTS								
ESCALATION FIXED ANNUAL RATE								
ESCALATION FIXED COSTS								
ESCALATION FIXED SEASONAL RATE								
ESCALATION VARIABLE COSTS								
IMMATURE FORCED OUTAGE RATE	%	0.00	0.00	0.00	0.00	0.00	0.00	0.00
IMMATURITY PERIOD	YEARS	0	0	0	0	0	0	0
MATURITY YEAR	YEAR	1900	1900	1900	1900	1900	1900	1900
PURCHASE UNIT FLAG		0	0	0	0	0	0	0
RESERVE OF TOTAL UNIT	%	0.00	0.00	0.00	0.00	0.00	0.00	0.00
RESERVE OF UPPER SEGMENT	%	100.00	100.00	100.00	100.00	100.00	100.00	100.00
RESOURCE TYPE		C	C	C	C	C	C	C
RETIREMENT MONTH	MONTH	12	12	12	12	12	12	12
RETIREMENT YEAR	YEAR	2100	2100	2100	2100	2100	2100	2100
SOURCE INDEX NUMBER		0	0	0	0	0	0	0
THERMAL UNIT TYPE								

THERMAL UNIT		361	362	363	364	365	366	367
		0	0	0	0	0	0	0
AIR BASIN POINTER		1	1	1	1	1	1	1
BID PRICE ACCOUNTING FLAG		0	0	0	0	0	0	0
BID PRICE OPTION		0	0	0	0	0	0	0
COMMISSION MONTH	MONTH	1	1	1	1	1	1	1
COMMISSION YEAR	YEAR	2100	2100	2100	2100	2100	2100	2100
DEFERRAL PRIORITY		0	0	0	0	0	0	0
DISPATCH LAMBDA OPTION		0	0	0	0	0	0	0
EFFICIENT HEAT RATE OPTION		0	0	0	0	0	0	0
ESCALATION ANCILLARY REVENUE								
ESCALATION BID PRICE AT INCREMEN								
ESCALATION BID PRICE AT MINIMUM								
ESCALATION CAPACITY REVENUE								
ESCALATION CAPITAL COSTS								
ESCALATION FIXED ANNUAL RATE								
ESCALATION FIXED COSTS								
ESCALATION FIXED SEASONAL RATE								
ESCALATION VARIABLE COSTS								
IMMATURE FORCED OUTAGE RATE	%	0.00	0.00	0.00	0.00	0.00	0.00	0.00
IMMATURITY PERIOD	YEARS	0	0	0	0	0	0	0
MATURITY YEAR	YEAR	1900	1900	1900	1900	1900	1900	1900
PURCHASE UNIT FLAG		0	0	0	0	0	0	0
RESERVE OF TOTAL UNIT	%	0.00	0.00	0.00	0.00	0.00	0.00	0.00
RESERVE OF UPPER SEGMENT	%	100.00	100.00	100.00	100.00	100.00	100.00	100.00
RESOURCE TYPE		C	C	C	C	C	C	C
RETIREMENT MONTH	MONTH	12	12	12	12	12	12	12
RETIREMENT YEAR	YEAR	2100	2100	2100	2100	2100	2100	2100

SOURCE INDEX NUMBER		0	0	0	0	0	0	0
THERMAL UNIT TYPE								
THERMAL UNIT		368	369	370	371	372	373	374
		0	0	0	0	0	0	0
AIR BASIN POINTER		1	1	1	1	1	1	1
BID PRICE ACCOUNTING FLAG		0	0	0	0	0	0	0
BID PRICE OPTION		0	0	0	0	0	0	0
COMMISSION MONTH	MONTH	1	1	1	1	1	1	1
COMMISSION YEAR	YEAR	2100	2100	2100	2100	2100	2100	2100
DEFERRAL PRIORITY		0	0	0	0	0	0	0
DISPATCH LAMBDA OPTION		0	0	0	0	0	0	0
EFFICIENT HEAT RATE OPTION		0	0	0	0	0	0	0
ESCALATION ANCILLARY REVENUE								
ESCALATION BID PRICE AT INCREMEN								
ESCALATION BID PRICE AT MINIMUM								
ESCALATION CAPACITY REVENUE								
ESCALATION CAPITAL COSTS								
ESCALATION FIXED ANNUAL RATE								

AEP EAST
GENERATION AND FUEL MODULE
INPUT SUMMARY REPORT

QUALIFIER = GAF.INPUT.THERMAL UNIT.

THERMAL UNIT		368	369	370	371	372	373	374
		0	0	0	0	0	0	0
ESCALATION FIXED COSTS								
ESCALATION FIXED SEASONAL RATE								
ESCALATION VARIABLE COSTS								
IMMATURE FORCED OUTAGE RATE	%	0.00	0.00	0.00	0.00	0.00	0.00	0.00
IMMATURITY PERIOD	YEARS	0	0	0	0	0	0	0
MATURITY YEAR	YEAR	1900	1900	1900	1900	1900	1900	1900
PURCHASE UNIT FLAG		0	0	0	0	0	0	0
RESERVE OF TOTAL UNIT	%	0.00	0.00	0.00	0.00	0.00	0.00	0.00
RESERVE OF UPPER SEGMENT	%	100.00	100.00	100.00	100.00	100.00	100.00	100.00
RESOURCE TYPE		C	C	C	C	C	C	C
RETIREMENT MONTH	MONTH	12	12	12	12	12	12	12
RETIREMENT YEAR	YEAR	2100	2100	2100	2100	2100	2100	2100
SOURCE INDEX NUMBER		0	0	0	0	0	0	0
THERMAL UNIT TYPE								

THERMAL UNIT		375	376	377	378	379	380	381
		0	0	0	0	0	0	0
AIR BASIN POINTER		1	1	1	1	1	1	1
BID PRICE ACCOUNTING FLAG		0	0	0	0	0	0	0
BID PRICE OPTION		0	0	0	0	0	0	0
COMMISSION MONTH	MONTH	1	1	1	1	1	1	1
COMMISSION YEAR	YEAR	2100	2100	2100	2100	2100	2100	2100
DEFERRAL PRIORITY		0	0	0	0	0	0	0
DISPATCH LAMBDA OPTION		0	0	0	0	0	0	0
EFFICIENT HEAT RATE OPTION		0	0	0	0	0	0	0
ESCALATION ANCILLARY REVENUE								
ESCALATION BID PRICE AT INCREMEN								
ESCALATION BID PRICE AT MINIMUM								
ESCALATION CAPACITY REVENUE								
ESCALATION CAPITAL COSTS								
ESCALATION FIXED ANNUAL RATE								
ESCALATION FIXED COSTS								
ESCALATION FIXED SEASONAL RATE								
ESCALATION VARIABLE COSTS								
IMMATURE FORCED OUTAGE RATE	%	0.00	0.00	0.00	0.00	0.00	0.00	0.00
IMMATURITY PERIOD	YEARS	0	0	0	0	0	0	0
MATURITY YEAR	YEAR	1900	1900	1900	1900	1900	1900	1900
PURCHASE UNIT FLAG		0	0	0	0	0	0	0
RESERVE OF TOTAL UNIT	%	0.00	0.00	0.00	0.00	0.00	0.00	0.00
RESERVE OF UPPER SEGMENT	%	100.00	100.00	100.00	100.00	100.00	100.00	100.00
RESOURCE TYPE		C	C	C	C	C	C	C
RETIREMENT MONTH	MONTH	12	12	12	12	12	12	12
RETIREMENT YEAR	YEAR	2100	2100	2100	2100	2100	2100	2100
SOURCE INDEX NUMBER		0	0	0	0	0	0	0
THERMAL UNIT TYPE								

THERMAL UNIT		382	383	384	385	390	391	392
		0	0	0	0	0	0	0
AIR BASIN POINTER		1	1	1	1	1	1	1
BID PRICE ACCOUNTING FLAG		0	0	0	0	0	0	0
BID PRICE OPTION		0	0	0	0	0	0	0
COMMISSION MONTH	MONTH	1	1	1	1	1	1	1
COMMISSION YEAR	YEAR	2100	2100	2100	2100	2100	2100	2100
DEFERRAL PRIORITY		0	0	0	0	0	0	0
DISPATCH LAMBDA OPTION		0	0	0	0	0	0	0
EFFICIENT HEAT RATE OPTION		0	0	0	0	0	0	0
ESCALATION ANCILLARY REVENUE								
ESCALATION BID PRICE AT INCREMEN								
ESCALATION BID PRICE AT MINIMUM								
ESCALATION CAPACITY REVENUE								
ESCALATION CAPITAL COSTS								
ESCALATION FIXED ANNUAL RATE								
ESCALATION FIXED COSTS								
ESCALATION FIXED SEASONAL RATE								
ESCALATION VARIABLE COSTS								
IMMATURE FORCED OUTAGE RATE	%	0.00	0.00	0.00	0.00	0.00	0.00	0.00
IMMATURITY PERIOD	YEARS	0	0	0	0	0	0	0
MATURITY YEAR	YEAR	1900	1900	1900	1900	1900	1900	1900
PURCHASE UNIT FLAG		0	0	0	0	0	0	0
RESERVE OF TOTAL UNIT	%	0.00	0.00	0.00	0.00	0.00	0.00	0.00
RESERVE OF UPPER SEGMENT	%	100.00	100.00	100.00	100.00	100.00	100.00	100.00
RESOURCE TYPE		C	C	C	C	C	C	C
RETIREMENT MONTH	MONTH	12	12	12	12	12	12	12
RETIREMENT YEAR	YEAR	2100	2100	2100	2100	2100	2100	2100
SOURCE INDEX NUMBER		0	0	0	0	0	0	0
THERMAL UNIT TYPE								

THERMAL UNIT		393	394	395	396	397	398	399
		0	0	0	0	0	0	0
AIR BASIN POINTER		1	1	1	1	1	1	1
BID PRICE ACCOUNTING FLAG		0	0	0	0	0	0	0
BID PRICE OPTION		0	0	0	0	0	0	0
COMMISSION MONTH	MONTH	1	1	1	1	1	1	1
COMMISSION YEAR	YEAR	2100	2100	2100	2100	2100	2100	2100
DEFERRAL PRIORITY		0	0	0	0	0	0	0

DISPATCH LAMBDA OPTION		0	0	0	0	0	0	0
EFFICIENT HEAT RATE OPTION		0	0	0	0	0	0	0
ESCALATION ANCILLARY REVENUE								
ESCALATION BID PRICE AT INCREMEN								
ESCALATION BID PRICE AT MINIMUM								
ESCALATION CAPACITY REVENUE								
ESCALATION CAPITAL COSTS								
ESCALATION FIXED ANNUAL RATE								
ESCALATION FIXED COSTS								
ESCALATION FIXED SEASONAL RATE								
ESCALATION VARIABLE COSTS								
IMMATURE FORCED OUTAGE RATE	%	0.00	0.00	0.00	0.00	0.00	0.00	0.00
IMMATURITY PERIOD	YEARS	0	0	0	0	0	0	0
MATURITY YEAR	YEAR	1900	1900	1900	1900	1900	1900	1900
PURCHASE UNIT FLAG		0	0	0	0	0	0	0
RESERVE OF TOTAL UNIT	%	0.00	0.00	0.00	0.00	0.00	0.00	0.00
RESERVE OF UPPER SEGMENT	%	100.00	100.00	100.00	100.00	100.00	100.00	100.00
RESOURCE TYPE		C	C	C	C	C	C	C
RETIREMENT MONTH	MONTH	12	12	12	12	12	12	12
RETIREMENT YEAR	YEAR	2100	2100	2100	2100	2100	2100	2100
SOURCE INDEX NUMBER		0	0	0	0	0	0	0
THERMAL UNIT TYPE								

AEP EAST
GENERATION AND FUEL MODULE
INPUT SUMMARY REPORT

QUALIFIER = GAF.INPUT.THERMAL UNIT.

THERMAL UNIT		400	401	402	403	404	405	406
		0	0	0	0	0	0	0
AIR BASIN POINTER		1	1	1	1	1	1	1
BID PRICE ACCOUNTING FLAG		0	0	0	0	0	0	0
BID PRICE OPTION		0	0	0	0	0	0	0
COMMISSION MONTH	MONTH	1	1	1	1	1	1	1
COMMISSION YEAR	YEAR	2100	2100	2100	2100	2100	2100	2100
DEFERRAL PRIORITY		0	0	0	0	0	0	0
DISPATCH LAMBDA OPTION		0	0	0	0	0	0	0
EFFICIENT HEAT RATE OPTION		0	0	0	0	0	0	0
ESCALATION ANCILLARY REVENUE								
ESCALATION BID PRICE AT INCREMEN								
ESCALATION BID PRICE AT MINIMUM								
ESCALATION CAPACITY REVENUE								
ESCALATION CAPITAL COSTS								
ESCALATION FIXED ANNUAL RATE								
ESCALATION FIXED COSTS								
ESCALATION FIXED SEASONAL RATE								
ESCALATION VARIABLE COSTS								
IMMATURE FORCED OUTAGE RATE	%	0.00	0.00	0.00	0.00	0.00	0.00	0.00
IMMATURITY PERIOD	YEARS	0	0	0	0	0	0	0
MATURITY YEAR	YEAR	1900	1900	1900	1900	1900	1900	1900
PURCHASE UNIT FLAG		0	0	0	0	0	0	0
RESERVE OF TOTAL UNIT	%	0.00	0.00	0.00	0.00	0.00	0.00	0.00
RESERVE OF UPPER SEGMENT	%	100.00	100.00	100.00	100.00	100.00	100.00	100.00
RESOURCE TYPE		C	C	C	C	C	C	C
RETIREMENT MONTH	MONTH	12	12	12	12	12	12	12
RETIREMENT YEAR	YEAR	2100	2100	2100	2100	2100	2100	2100
SOURCE INDEX NUMBER		0	0	0	0	0	0	0
THERMAL UNIT TYPE								

THERMAL UNIT		407	408	409	410	411	412	413
		0	0	0	0	0	0	0
AIR BASIN POINTER		1	1	1	1	1	1	1
BID PRICE ACCOUNTING FLAG		0	0	0	0	0	0	0
BID PRICE OPTION		0	0	0	0	0	0	0
COMMISSION MONTH	MONTH	1	1	1	1	1	1	1
COMMISSION YEAR	YEAR	2100	2100	2100	2100	2100	2100	2100
DEFERRAL PRIORITY		0	0	0	0	0	0	0
DISPATCH LAMBDA OPTION		0	0	0	0	0	0	0
EFFICIENT HEAT RATE OPTION		0	0	0	0	0	0	0
ESCALATION ANCILLARY REVENUE								
ESCALATION BID PRICE AT INCREMEN								
ESCALATION BID PRICE AT MINIMUM								
ESCALATION CAPACITY REVENUE								
ESCALATION CAPITAL COSTS								
ESCALATION FIXED ANNUAL RATE								
ESCALATION FIXED COSTS								
ESCALATION FIXED SEASONAL RATE								
ESCALATION VARIABLE COSTS								
IMMATURE FORCED OUTAGE RATE	%	0.00	0.00	0.00	0.00	0.00	0.00	0.00
IMMATURITY PERIOD	YEARS	0	0	0	0	0	0	0
MATURITY YEAR	YEAR	1900	1900	1900	1900	1900	1900	1900
PURCHASE UNIT FLAG		0	0	0	0	0	0	0
RESERVE OF TOTAL UNIT	%	0.00	0.00	0.00	0.00	0.00	0.00	0.00
RESERVE OF UPPER SEGMENT	%	100.00	100.00	100.00	100.00	100.00	100.00	100.00
RESOURCE TYPE		C	C	C	C	C	C	C
RETIREMENT MONTH	MONTH	12	12	12	12	12	12	12
RETIREMENT YEAR	YEAR	2100	2100	2100	2100	2100	2100	2100
SOURCE INDEX NUMBER		0	0	0	0	0	0	0
THERMAL UNIT TYPE								

THERMAL UNIT		414	415	416	417	418	419	420
		0	0	0	0	0	0	0
AIR BASIN POINTER		1	1	1	1	1	1	1
BID PRICE ACCOUNTING FLAG		0	0	0	0	0	0	0
BID PRICE OPTION		0	0	0	0	0	0	0
COMMISSION MONTH	MONTH	1	1	1	1	1	1	1
COMMISSION YEAR	YEAR	2100	2100	2100	2100	2100	2100	2100
DEFERRAL PRIORITY		0	0	0	0	0	0	0
DISPATCH LAMBDA OPTION		0	0	0	0	0	0	0
EFFICIENT HEAT RATE OPTION		0	0	0	0	0	0	0
ESCALATION ANCILLARY REVENUE								
ESCALATION BID PRICE AT INCREMEN								
ESCALATION BID PRICE AT MINIMUM								
ESCALATION CAPACITY REVENUE								
ESCALATION CAPITAL COSTS								
ESCALATION FIXED ANNUAL RATE								
ESCALATION FIXED COSTS								
ESCALATION FIXED SEASONAL RATE								
ESCALATION VARIABLE COSTS								
IMMATURE FORCED OUTAGE RATE	%	0.00	0.00	0.00	0.00	0.00	0.00	0.00
IMMATURITY PERIOD	YEARS	0	0	0	0	0	0	0
MATURITY YEAR	YEAR	1900	1900	1900	1900	1900	1900	1900
PURCHASE UNIT FLAG		0	0	0	0	0	0	0
RESERVE OF TOTAL UNIT	%	0.00	0.00	0.00	0.00	0.00	0.00	0.00
RESERVE OF UPPER SEGMENT	%	100.00	100.00	100.00	100.00	100.00	100.00	100.00
RESOURCE TYPE		C	C	C	C	C	C	C
RETIREMENT MONTH	MONTH	12	12	12	12	12	12	12
RETIREMENT YEAR	YEAR	2100	2100	2100	2100	2100	2100	2100

SOURCE INDEX NUMBER		0	0	0	0	0	0	0
THERMAL UNIT TYPE								
THERMAL UNIT		421	422	423	424	425	426	427
		0	0	0	0	0	0	0
AIR BASIN POINTER		1	1	1	1	1	1	1
BID PRICE ACCOUNTING FLAG		0	0	0	0	0	0	0
BID PRICE OPTION		0	0	0	0	0	0	0
COMMISSION MONTH	MONTH	1	1	1	1	1	1	1
COMMISSION YEAR	YEAR	2100	2100	2100	2100	2100	2100	2100
DEFERRAL PRIORITY		0	0	0	0	0	0	0
DISPATCH LAMBDA OPTION		0	0	0	0	0	0	0
EFFICIENT HEAT RATE OPTION		0	0	0	0	0	0	0
ESCALATION ANCILLARY REVENUE								
ESCALATION BID PRICE AT INCREMEN								
ESCALATION BID PRICE AT MINIMUM								
ESCALATION CAPACITY REVENUE								
ESCALATION CAPITAL COSTS								
ESCALATION FIXED ANNUAL RATE								

AEP EAST
GENERATION AND FUEL MODULE
INPUT SUMMARY REPORT

QUALIFIER = GAF.INPUT.THERMAL UNIT.

THERMAL UNIT		421	422	423	424	425	426	427
		0	0	0	0	0	0	0
ESCALATION FIXED COSTS								
ESCALATION FIXED SEASONAL RATE								
ESCALATION VARIABLE COSTS								
IMMATURE FORCED OUTAGE RATE	%	0.00	0.00	0.00	0.00	0.00	0.00	0.00
IMMATURITY PERIOD	YEARS	0	0	0	0	0	0	0
MATURITY YEAR	YEAR	1900	1900	1900	1900	1900	1900	1900
PURCHASE UNIT FLAG		0	0	0	0	0	0	0
RESERVE OF TOTAL UNIT	%	0.00	0.00	0.00	0.00	0.00	0.00	0.00
RESERVE OF UPPER SEGMENT	%	100.00	100.00	100.00	100.00	100.00	100.00	100.00
RESOURCE TYPE		C	C	C	C	C	C	C
RETIREMENT MONTH	MONTH	12	12	12	12	12	12	12
RETIREMENT YEAR	YEAR	2100	2100	2100	2100	2100	2100	2100
SOURCE INDEX NUMBER		0	0	0	0	0	0	0
THERMAL UNIT TYPE								

THERMAL UNIT		428	429	430	431	432	433	435
		0	0	0	0	0	0	0
AIR BASIN POINTER		1	1	1	1	1	1	1
BID PRICE ACCOUNTING FLAG		0	0	0	0	0	0	0
BID PRICE OPTION		0	0	0	0	0	0	0
COMMISSION MONTH	MONTH	1	1	1	1	1	1	1
COMMISSION YEAR	YEAR	2100	2100	2100	2100	2100	2100	2100
DEFERRAL PRIORITY		0	0	0	0	0	0	0
DISPATCH LAMBDA OPTION		0	0	0	0	0	0	0
EFFICIENT HEAT RATE OPTION		0	0	0	0	0	0	0
ESCALATION ANCILLARY REVENUE								
ESCALATION BID PRICE AT INCREMEN								
ESCALATION BID PRICE AT MINIMUM								
ESCALATION CAPACITY REVENUE								
ESCALATION CAPITAL COSTS								
ESCALATION FIXED ANNUAL RATE								
ESCALATION FIXED COSTS								
ESCALATION FIXED SEASONAL RATE								
ESCALATION VARIABLE COSTS								
IMMATURE FORCED OUTAGE RATE	%	0.00	0.00	0.00	0.00	0.00	0.00	0.00
IMMATURITY PERIOD	YEARS	0	0	0	0	0	0	0
MATURITY YEAR	YEAR	1900	1900	1900	1900	1900	1900	1900
PURCHASE UNIT FLAG		0	0	0	0	0	0	0
RESERVE OF TOTAL UNIT	%	0.00	0.00	0.00	0.00	0.00	0.00	0.00
RESERVE OF UPPER SEGMENT	%	100.00	100.00	100.00	100.00	100.00	100.00	100.00
RESOURCE TYPE		C	C	C	C	C	C	C
RETIREMENT MONTH	MONTH	12	12	12	12	12	12	12
RETIREMENT YEAR	YEAR	2100	2100	2100	2100	2100	2100	2100
SOURCE INDEX NUMBER		0	0	0	0	0	0	0
THERMAL UNIT TYPE								

THERMAL UNIT		436	437	438	440	441	442	443
		0	0	0	0	0	0	0
AIR BASIN POINTER		1	1	1	1	1	1	1
BID PRICE ACCOUNTING FLAG		0	0	0	0	0	0	0
BID PRICE OPTION		0	0	0	0	0	0	0
COMMISSION MONTH	MONTH	1	1	1	1	1	1	1
COMMISSION YEAR	YEAR	2100	2100	2100	2100	2100	2100	2100
DEFERRAL PRIORITY		0	0	0	0	0	0	0
DISPATCH LAMBDA OPTION		0	0	0	0	0	0	0
EFFICIENT HEAT RATE OPTION		0	0	0	0	0	0	0
ESCALATION ANCILLARY REVENUE								
ESCALATION BID PRICE AT INCREMEN								
ESCALATION BID PRICE AT MINIMUM								
ESCALATION CAPACITY REVENUE								
ESCALATION CAPITAL COSTS								
ESCALATION FIXED ANNUAL RATE								
ESCALATION FIXED COSTS								
ESCALATION FIXED SEASONAL RATE								
ESCALATION VARIABLE COSTS								
IMMATURE FORCED OUTAGE RATE	%	0.00	0.00	0.00	0.00	0.00	0.00	0.00
IMMATURITY PERIOD	YEARS	0	0	0	0	0	0	0
MATURITY YEAR	YEAR	1900	1900	1900	1900	1900	1900	1900
PURCHASE UNIT FLAG		0	0	0	0	0	0	0
RESERVE OF TOTAL UNIT	%	0.00	0.00	0.00	0.00	0.00	0.00	0.00
RESERVE OF UPPER SEGMENT	%	100.00	100.00	100.00	100.00	100.00	100.00	100.00
RESOURCE TYPE		C	C	C	C	C	C	C
RETIREMENT MONTH	MONTH	12	12	12	12	12	12	12
RETIREMENT YEAR	YEAR	2100	2100	2100	2100	2100	2100	2100
SOURCE INDEX NUMBER		0	0	0	0	0	0	0
THERMAL UNIT TYPE								

THERMAL UNIT		444	445	447	449	450	451	452
		0	0	0	0	0	0	0
AIR BASIN POINTER		1	1	1	1	1	1	1
BID PRICE ACCOUNTING FLAG		0	0	0	0	0	0	0
BID PRICE OPTION		0	0	0	0	0	0	0
COMMISSION MONTH	MONTH	1	1	1	1	1	1	1
COMMISSION YEAR	YEAR	2100	2100	2100	2100	2100	2100	2100
DEFERRAL PRIORITY		0	0	0	0	0	0	0

DISPATCH LAMBDA OPTION		0	0	0	0	0	0	0
EFFICIENT HEAT RATE OPTION		0	0	0	0	0	0	0
ESCALATION ANCILLARY REVENUE								
ESCALATION BID PRICE AT INCREMEN								
ESCALATION BID PRICE AT MINIMUM								
ESCALATION CAPACITY REVENUE								
ESCALATION CAPITAL COSTS								
ESCALATION FIXED ANNUAL RATE								
ESCALATION FIXED COSTS								
ESCALATION FIXED SEASONAL RATE								
ESCALATION VARIABLE COSTS								
IMMATURE FORCED OUTAGE RATE	%	0.00	0.00	0.00	0.00	0.00	0.00	0.00
IMMATURITY PERIOD	YEARS	0	0	0	0	0	0	0
MATURITY YEAR	YEAR	1900	1900	1900	1900	1900	1900	1900
PURCHASE UNIT FLAG		0	0	0	0	0	0	0
RESERVE OF TOTAL UNIT	%	0.00	0.00	0.00	0.00	0.00	0.00	0.00
RESERVE OF UPPER SEGMENT	%	100.00	100.00	100.00	100.00	100.00	100.00	100.00
RESOURCE TYPE		C	C	C	C	C	C	C
RETIREMENT MONTH	MONTH	12	12	12	12	12	12	12
RETIREMENT YEAR	YEAR	2100	2100	2100	2100	2100	2100	2100
SOURCE INDEX NUMBER		0	0	0	0	0	0	0
THERMAL UNIT TYPE								

AEP EAST
GENERATION AND FUEL MODULE
INPUT SUMMARY REPORT

QUALIFIER = GAF.INPUT.THERMAL UNIT.

THERMAL UNIT		453	454	455	456	457	460	461
		0	0	0	0	0	0	0
AIR BASIN POINTER		1	1	1	1	1	1	1
BID PRICE ACCOUNTING FLAG		0	0	0	0	0	0	0
BID PRICE OPTION		0	0	0	0	0	0	0
COMMISSION MONTH	MONTH	1	1	1	1	1	1	1
COMMISSION YEAR	YEAR	2100	2100	2100	2100	2100	2100	2100
DEFERRAL PRIORITY		0	0	0	0	0	0	0
DISPATCH LAMBDA OPTION		0	0	0	0	0	0	0
EFFICIENT HEAT RATE OPTION		0	0	0	0	0	0	0
ESCALATION ANCILLARY REVENUE								
ESCALATION BID PRICE AT INCREMEN								
ESCALATION BID PRICE AT MINIMUM								
ESCALATION CAPACITY REVENUE								
ESCALATION CAPITAL COSTS								
ESCALATION FIXED ANNUAL RATE								
ESCALATION FIXED COSTS								
ESCALATION FIXED SEASONAL RATE								
ESCALATION VARIABLE COSTS								
IMMATURE FORCED OUTAGE RATE	%	0.00	0.00	0.00	0.00	0.00	0.00	0.00
IMMATURITY PERIOD	YEARS	0	0	0	0	0	0	0
MATURITY YEAR	YEAR	1900	1900	1900	1900	1900	1900	1900
PURCHASE UNIT FLAG		0	0	0	0	0	0	0
RESERVE OF TOTAL UNIT	%	0.00	0.00	0.00	0.00	0.00	0.00	0.00
RESERVE OF UPPER SEGMENT	%	100.00	100.00	100.00	100.00	100.00	100.00	100.00
RESOURCE TYPE		C	C	C	C	C	C	C
RETIREMENT MONTH	MONTH	12	12	12	12	12	12	12
RETIREMENT YEAR	YEAR	2100	2100	2100	2100	2100	2100	2100
SOURCE INDEX NUMBER		0	0	0	0	0	0	0
THERMAL UNIT TYPE								

THERMAL UNIT		462	463	465	466	467	468	469
		0	0	0	0	0	0	0
AIR BASIN POINTER		1	1	1	1	1	1	1
BID PRICE ACCOUNTING FLAG		0	0	0	0	0	0	0
BID PRICE OPTION		0	0	0	0	0	0	0
COMMISSION MONTH	MONTH	1	1	1	1	1	1	1
COMMISSION YEAR	YEAR	2100	2100	2100	2100	2100	2100	2100
DEFERRAL PRIORITY		0	0	0	0	0	0	0
DISPATCH LAMBDA OPTION		0	0	0	0	0	0	0
EFFICIENT HEAT RATE OPTION		0	0	0	0	0	0	0
ESCALATION ANCILLARY REVENUE								
ESCALATION BID PRICE AT INCREMEN								
ESCALATION BID PRICE AT MINIMUM								
ESCALATION CAPACITY REVENUE								
ESCALATION CAPITAL COSTS								
ESCALATION FIXED ANNUAL RATE								
ESCALATION FIXED COSTS								
ESCALATION FIXED SEASONAL RATE								
ESCALATION VARIABLE COSTS								
IMMATURE FORCED OUTAGE RATE	%	0.00	0.00	0.00	0.00	0.00	0.00	0.00
IMMATURITY PERIOD	YEARS	0	0	0	0	0	0	0
MATURITY YEAR	YEAR	1900	1900	1900	1900	1900	1900	1900
PURCHASE UNIT FLAG		0	0	0	0	0	0	0
RESERVE OF TOTAL UNIT	%	0.00	0.00	0.00	0.00	0.00	0.00	0.00
RESERVE OF UPPER SEGMENT	%	100.00	100.00	100.00	100.00	100.00	100.00	100.00
RESOURCE TYPE		C	C	C	C	C	C	C
RETIREMENT MONTH	MONTH	12	12	12	12	12	12	12
RETIREMENT YEAR	YEAR	2100	2100	2100	2100	2100	2100	2100
SOURCE INDEX NUMBER		0	0	0	0	0	0	0
THERMAL UNIT TYPE								

THERMAL UNIT		470	472	474	475	476	477	478
		0	0	0	0	0	0	0
AIR BASIN POINTER		1	1	1	1	1	1	1
BID PRICE ACCOUNTING FLAG		0	0	0	0	0	0	0
BID PRICE OPTION		0	0	0	0	0	0	0
COMMISSION MONTH	MONTH	1	1	1	1	1	1	1
COMMISSION YEAR	YEAR	2100	2100	2100	2100	2100	2100	2100
DEFERRAL PRIORITY		0	0	0	0	0	0	0
DISPATCH LAMBDA OPTION		0	0	0	0	0	0	0
EFFICIENT HEAT RATE OPTION		0	0	0	0	0	0	0
ESCALATION ANCILLARY REVENUE								
ESCALATION BID PRICE AT INCREMEN								
ESCALATION BID PRICE AT MINIMUM								
ESCALATION CAPACITY REVENUE								
ESCALATION CAPITAL COSTS								
ESCALATION FIXED ANNUAL RATE								
ESCALATION FIXED COSTS								
ESCALATION FIXED SEASONAL RATE								
ESCALATION VARIABLE COSTS								
IMMATURE FORCED OUTAGE RATE	%	0.00	0.00	0.00	0.00	0.00	0.00	0.00
IMMATURITY PERIOD	YEARS	0	0	0	0	0	0	0
MATURITY YEAR	YEAR	1900	1900	1900	1900	1900	1900	1900
PURCHASE UNIT FLAG		0	0	0	0	0	0	0
RESERVE OF TOTAL UNIT	%	0.00	0.00	0.00	0.00	0.00	0.00	0.00
RESERVE OF UPPER SEGMENT	%	100.00	100.00	100.00	100.00	100.00	100.00	100.00
RESOURCE TYPE		C	C	C	C	C	C	C
RETIREMENT MONTH	MONTH	12	12	12	12	12	12	12
RETIREMENT YEAR	YEAR	2100	2100	2100	2100	2100	2100	2100

SOURCE INDEX NUMBER		0	0	0	0	0	0	0
THERMAL UNIT TYPE								
THERMAL UNIT		479	480	481	482	484	485	486
		0	0	0	0	0	0	0
AIR BASIN POINTER		1	1	1	1	1	1	1
BID PRICE ACCOUNTING FLAG		0	0	0	0	0	0	0
BID PRICE OPTION		0	0	0	0	0	0	0
COMMISSION MONTH	MONTH	1	1	1	1	1	1	1
COMMISSION YEAR	YEAR	2100	2100	2100	2100	2100	2100	2100
DEFERRAL PRIORITY		0	0	0	0	0	0	0
DISPATCH LAMBDA OPTION		0	0	0	0	0	0	0
EFFICIENT HEAT RATE OPTION		0	0	0	0	0	0	0
ESCALATION ANCILLARY REVENUE								
ESCALATION BID PRICE AT INCREMEN								
ESCALATION BID PRICE AT MINIMUM								
ESCALATION CAPACITY REVENUE								
ESCALATION CAPITAL COSTS								
ESCALATION FIXED ANNUAL RATE								

AEP EAST
GENERATION AND FUEL MODULE
INPUT SUMMARY REPORT

QUALIFIER = GAF.INPUT.THERMAL UNIT.

THERMAL UNIT		479	480	481	482	484	485	486
		0	0	0	0	0	0	0
ESCALATION FIXED COSTS								
ESCALATION FIXED SEASONAL RATE								
ESCALATION VARIABLE COSTS								
IMMATURE FORCED OUTAGE RATE	%	0.00	0.00	0.00	0.00	0.00	0.00	0.00
IMMATURITY PERIOD	YEARS	0	0	0	0	0	0	0
MATURITY YEAR	YEAR	1900	1900	1900	1900	1900	1900	1900
PURCHASE UNIT FLAG		0	0	0	0	0	0	0
RESERVE OF TOTAL UNIT	%	0.00	0.00	0.00	0.00	0.00	0.00	0.00
RESERVE OF UPPER SEGMENT	%	100.00	100.00	100.00	100.00	100.00	100.00	100.00
RESOURCE TYPE		C	C	C	C	C	C	C
RETIREMENT MONTH	MONTH	12	12	12	12	12	12	12
RETIREMENT YEAR	YEAR	2100	2100	2100	2100	2100	2100	2100
SOURCE INDEX NUMBER		0	0	0	0	0	0	0
THERMAL UNIT TYPE								

THERMAL UNIT		487	488	490	491	493	494	495
		0	0	0	0	0	0	0
AIR BASIN POINTER		1	1	1	1	1	1	1
BID PRICE ACCOUNTING FLAG		0	0	0	0	0	0	0
BID PRICE OPTION		0	0	0	0	0	0	0
COMMISSION MONTH	MONTH	1	1	1	1	1	1	1
COMMISSION YEAR	YEAR	2100	2100	2100	2100	2100	2100	2100
DEFERRAL PRIORITY		0	0	0	0	0	0	0
DISPATCH LAMBDA OPTION		0	0	0	0	0	0	0
EFFICIENT HEAT RATE OPTION		0	0	0	0	0	0	0
ESCALATION ANCILLARY REVENUE								
ESCALATION BID PRICE AT INCREMEN								
ESCALATION BID PRICE AT MINIMUM								
ESCALATION CAPACITY REVENUE								
ESCALATION CAPITAL COSTS								
ESCALATION FIXED ANNUAL RATE								
ESCALATION FIXED COSTS								
ESCALATION FIXED SEASONAL RATE								
ESCALATION VARIABLE COSTS								
IMMATURE FORCED OUTAGE RATE	%	0.00	0.00	0.00	0.00	0.00	0.00	0.00
IMMATURITY PERIOD	YEARS	0	0	0	0	0	0	0
MATURITY YEAR	YEAR	1900	1900	1900	1900	1900	1900	1900
PURCHASE UNIT FLAG		0	0	0	0	0	0	0
RESERVE OF TOTAL UNIT	%	0.00	0.00	0.00	0.00	0.00	0.00	0.00
RESERVE OF UPPER SEGMENT	%	100.00	100.00	100.00	100.00	100.00	100.00	100.00
RESOURCE TYPE		C	C	C	C	C	C	C
RETIREMENT MONTH	MONTH	12	12	12	12	12	12	12
RETIREMENT YEAR	YEAR	2100	2100	2100	2100	2100	2100	2100
SOURCE INDEX NUMBER		0	0	0	0	0	0	0
THERMAL UNIT TYPE								

THERMAL UNIT		496	497	500	501	502	503	958
				DUMMY_OP	DUMMY_IM	DUMMY_AP	DUMMY_KP	CC_KPCO
		0	0	0	0	0	0	958
AIR BASIN POINTER		1	1	1	1	1	1	1
BID PRICE ACCOUNTING FLAG		0	0	0	0	0	0	0
BID PRICE OPTION		0	0	0	0	0	0	0
COMMISSION MONTH	MONTH	1	1	6	6	1	6	1
COMMISSION YEAR	YEAR	2100	2100	2100	2100	2100	2100	2025
DEFERRAL PRIORITY		0	0	0	0	0	0	0
DISPATCH LAMBDA OPTION		0	0	0	0	0	0	0
EFFICIENT HEAT RATE OPTION		0	0	0	0	0	0	0
ESCALATION ANCILLARY REVENUE								
ESCALATION BID PRICE AT INCREMEN								
ESCALATION BID PRICE AT MINIMUM								
ESCALATION CAPACITY REVENUE								
ESCALATION CAPITAL COSTS								
ESCALATION FIXED ANNUAL RATE								FIXO&M
ESCALATION FIXED COSTS								
ESCALATION FIXED SEASONAL RATE								
ESCALATION VARIABLE COSTS								VARO&M
IMMATURE FORCED OUTAGE RATE	%	0.00	0.00	0.00	0.00	0.00	0.00	0.00
IMMATURITY PERIOD	YEARS	0	0	0	0	0	0	0
MATURITY YEAR	YEAR	1900	1900	1900	1900	1900	1900	2025
PURCHASE UNIT FLAG		0	0	0	0	0	0	0
RESERVE OF TOTAL UNIT	%	0.00	0.00	0.00	0.00	0.00	0.00	0.00
RESERVE OF UPPER SEGMENT	%	100.00	100.00	100.00	100.00	100.00	100.00	100.00
RESOURCE TYPE		C	C	C	C	C	C	C
RETIREMENT MONTH	MONTH	12	12	12	12	12	12	12
RETIREMENT YEAR	YEAR	2100	2100	2100	2100	2100	2100	2054
SOURCE INDEX NUMBER		0	0	0	0	0	0	0
THERMAL UNIT TYPE								

THERMAL UNIT		959	960	961	962	963	964	965
		RP2D_KP	RP2D_IM	CSV6_SCR	CSV5_SCR	DUMMY_OP	DUMMY_OP	RP1D_03
		959	960	961	962	963	964	965
AIR BASIN POINTER		1	1	1	1	1	1	1
BID PRICE ACCOUNTING FLAG		0	0	0	0	0	0	0
BID PRICE OPTION		0	0	0	0	0	0	0
COMMISSION MONTH	MONTH	1	1	1	1	1	1	1
COMMISSION YEAR	YEAR	2020	2020	2020	2020	2018	2016	2016
DEFERRAL PRIORITY		0	0	0	0	0	0	0

DISPATCH LAMBDA OPTION		0	0	0	0	0	0	0
EFFICIENT HEAT RATE OPTION		0	0	0	0	0	0	0
ESCALATION ANCILLARY REVENUE								
ESCALATION BID PRICE AT INCREMEN								
ESCALATION BID PRICE AT MINIMUM								
ESCALATION CAPACITY REVENUE								
ESCALATION CAPITAL COSTS								
ESCALATION FIXED ANNUAL RATE				FIXO&M	FIXO&M			
ESCALATION FIXED COSTS								
ESCALATION FIXED SEASONAL RATE								
ESCALATION VARIABLE COSTS				VARO&M	VARO&M			
IMMATURE FORCED OUTAGE RATE	%	0.00	0.00	0.00	0.00	0.00	0.00	0.00
IMMATURITY PERIOD	YEARS	0	0	0	0	0	0	0
MATURITY YEAR	YEAR	2020	2020	2020	2020	2018	2016	2016
PURCHASE UNIT FLAG		0	0	0	0	0	0	0
RESERVE OF TOTAL UNIT	%	0.00	0.00	0.00	0.00	0.00	0.00	0.00
RESERVE OF UPPER SEGMENT	%	100.00	100.00	100.00	100.00	100.00	100.00	100.00
RESOURCE TYPE		C	C	C	C	C	C	C
RETIREMENT MONTH	MONTH	12	12	12	12	12	12	12
RETIREMENT YEAR	YEAR	2049	2049	2049	2049	2018	2016	2045
SOURCE INDEX NUMBER		0	0	0	0	0	0	0
THERMAL UNIT TYPE								

AEP EAST
GENERATION AND FUEL MODULE
INPUT SUMMARY REPORT

QUALIFIER = GAF.INPUT.THERMAL UNIT.

THERMAL UNIT		966 RP1D_KP 966	967 BS2 FGD 967	968 CR2_NGCC 968	969 CR1_NGCC 969	970 MR5_NGCC 970	971 DUMMY_OP 971	972 DUMMY_OP 972
AIR BASIN POINTER		1	1	1	1	1	1	1
BID PRICE ACCOUNTING FLAG		0	0	0	0	0	0	0
BID PRICE OPTION		0	0	0	0	0	0	0
COMMISSION MONTH	MONTH	1	6	1	1	1	6	1
COMMISSION YEAR	YEAR	2016	2016	2015	2015	2015	2015	2015
DEFERRAL PRIORITY		0	0	0	0	0	0	0
DISPATCH LAMBDA OPTION		0	0	0	0	0	0	0
EFFICIENT HEAT RATE OPTION		0	0	0	0	0	0	0
ESCALATION ANCILLARY REVENUE								
ESCALATION BID PRICE AT INCREMEN								
ESCALATION BID PRICE AT MINIMUM								
ESCALATION CAPACITY REVENUE								
ESCALATION CAPITAL COSTS								
ESCALATION FIXED ANNUAL RATE								
ESCALATION FIXED COSTS								
ESCALATION FIXED SEASONAL RATE								
ESCALATION VARIABLE COSTS				VARO&M	VARO&M	VARO&M		
IMMATURE FORCED OUTAGE RATE	%	0.00	0.00	0.00	0.00	0.00	0.00	0.00
IMMATURITY PERIOD	YEARS	0	0	0	0	0	0	0
MATURITY YEAR	YEAR	2016	2016	2015	2015	2015	2015	2015
PURCHASE UNIT FLAG		0	0	0	0	0	0	0
RESERVE OF TOTAL UNIT	%	0.00	0.00	0.00	0.00	0.00	0.00	0.00
RESERVE OF UPPER SEGMENT	%	100.00	100.00	100.00	100.00	100.00	100.00	100.00
RESOURCE TYPE		C	C	C	C	C	C	C
RETIREMENT MONTH	MONTH	12	5	12	12	12	5	12
RETIREMENT YEAR	YEAR	2045	2046	2044	2044	2044	2016	2015
SOURCE INDEX NUMBER		0	0	0	0	0	0	0
THERMAL UNIT TYPE								

THERMAL UNIT		973 DUMMY_OP 973	974 DUMMY_OP 974	975 DUMMY_OP 975	976 DUMMY_OP 976	977 DUMMY_OP 977	978 DUMMY_OP 978	979 DUMMY_OP 979
AIR BASIN POINTER		1	1	1	1	1	1	1
BID PRICE ACCOUNTING FLAG		0	0	0	0	0	0	0
BID PRICE OPTION		0	0	0	0	0	0	0
COMMISSION MONTH	MONTH	1	1	1	1	1	1	1
COMMISSION YEAR	YEAR	2015	2015	2015	2015	2015	2015	2015
DEFERRAL PRIORITY		0	0	0	0	0	0	0
DISPATCH LAMBDA OPTION		0	0	0	0	0	0	0
EFFICIENT HEAT RATE OPTION		0	0	0	0	0	0	0
ESCALATION ANCILLARY REVENUE								
ESCALATION BID PRICE AT INCREMEN								
ESCALATION BID PRICE AT MINIMUM								
ESCALATION CAPACITY REVENUE								
ESCALATION CAPITAL COSTS								
ESCALATION FIXED ANNUAL RATE								
ESCALATION FIXED COSTS								
ESCALATION FIXED SEASONAL RATE								
ESCALATION VARIABLE COSTS								
IMMATURE FORCED OUTAGE RATE	%	0.00	0.00	0.00	0.00	0.00	0.00	0.00
IMMATURITY PERIOD	YEARS	0	0	0	0	0	0	0
MATURITY YEAR	YEAR	2015	2015	2015	2015	2015	2015	2015
PURCHASE UNIT FLAG		0	0	0	0	0	0	0
RESERVE OF TOTAL UNIT	%	0.00	0.00	0.00	0.00	0.00	0.00	0.00
RESERVE OF UPPER SEGMENT	%	100.00	100.00	100.00	100.00	100.00	100.00	100.00
RESOURCE TYPE		C	C	C	C	C	C	C
RETIREMENT MONTH	MONTH	12	12	12	12	12	12	12
RETIREMENT YEAR	YEAR	2015	2015	2015	2015	2015	2015	2015
SOURCE INDEX NUMBER		0	0	0	0	0	0	0
THERMAL UNIT TYPE								

THERMAL UNIT		980 DUMMY_OP 980	981 DUMMY_OP 981	982 DUMMY_OP 982	983 DUMMY_OP 983	984 DUMMY_OP 984	985 DUMMY_OP 985	986 DUMMY_OP 986
AIR BASIN POINTER		1	1	1	1	1	1	1
BID PRICE ACCOUNTING FLAG		0	0	0	0	0	0	0
BID PRICE OPTION		0	0	0	0	0	0	0
COMMISSION MONTH	MONTH	1	1	1	1	1	1	1
COMMISSION YEAR	YEAR	2015	2015	2015	2015	2015	2015	2015
DEFERRAL PRIORITY		0	0	0	0	0	0	0
DISPATCH LAMBDA OPTION		0	0	0	0	0	0	0
EFFICIENT HEAT RATE OPTION		0	0	0	0	0	0	0
ESCALATION ANCILLARY REVENUE								
ESCALATION BID PRICE AT INCREMEN								
ESCALATION BID PRICE AT MINIMUM								
ESCALATION CAPACITY REVENUE								
ESCALATION CAPITAL COSTS								
ESCALATION FIXED ANNUAL RATE								
ESCALATION FIXED COSTS								
ESCALATION FIXED SEASONAL RATE								
ESCALATION VARIABLE COSTS								
IMMATURE FORCED OUTAGE RATE	%	0.00	0.00	0.00	0.00	0.00	0.00	0.00
IMMATURITY PERIOD	YEARS	0	0	0	0	0	0	0
MATURITY YEAR	YEAR	2015	2015	2015	2015	2015	2015	2015
PURCHASE UNIT FLAG		0	0	0	0	0	0	0
RESERVE OF TOTAL UNIT	%	0.00	0.00	0.00	0.00	0.00	0.00	0.00
RESERVE OF UPPER SEGMENT	%	100.00	100.00	100.00	100.00	100.00	100.00	100.00
RESOURCE TYPE		C	C	C	C	C	C	C
RETIREMENT MONTH	MONTH	12	12	12	12	12	12	12
RETIREMENT YEAR	YEAR	2015	2015	2015	2015	2015	2015	2015

SOURCE INDEX NUMBER		0	0	0	0	0	0	0
THERMAL UNIT TYPE								
THERMAL UNIT		987	988	989	990	991	992	993
		DUMMY_OP	DUMMY_OP	DUMMY_OP	DUMMY_OP	DUMMY_OP	DUMMY_OP	DUMMY_OP
		987	988	989	990	991	992	993
AIR BASIN POINTER		1	1	1	1	1	1	1
BID PRICE ACCOUNTING FLAG		0	0	0	0	0	0	0
BID PRICE OPTION		0	0	0	0	0	0	0
COMMISSION MONTH	MONTH	1	1	1	1	1	1	1
COMMISSION YEAR	YEAR	2015	2015	2015	2015	2015	2015	2015
DEFERRAL PRIORITY		0	0	0	0	0	0	0
DISPATCH LAMBDA OPTION		0	0	0	0	0	0	0
EFFICIENT HEAT RATE OPTION		0	0	0	0	0	0	0
ESCALATION ANCILLARY REVENUE								
ESCALATION BID PRICE AT INCREMEN								
ESCALATION BID PRICE AT MINIMUM								
ESCALATION CAPACITY REVENUE								
ESCALATION CAPITAL COSTS								
ESCALATION FIXED ANNUAL RATE								

AEP EAST
GENERATION AND FUEL MODULE
INPUT SUMMARY REPORT

QUALIFIER = GAF.INPUT.THERMAL UNIT.

THERMAL UNIT		987	988	989	990	991	992	993
		DUMMY_OP	DUMMY_OP	DUMMY_OP	DUMMY_OP	DUMMY_OP	DUMMY_OP	DUMMY_OP
		987	988	989	990	991	992	993
ESCALATION FIXED COSTS								
ESCALATION FIXED SEASONAL RATE								
ESCALATION VARIABLE COSTS								
IMMATURE FORCED OUTAGE RATE	%	0.00	0.00	0.00	0.00	0.00	0.00	0.00
IMMATURITY PERIOD	YEARS	0	0	0	0	0	0	0
MATURITY YEAR	YEAR	2015	2015	2015	2015	2015	2015	2015
PURCHASE UNIT FLAG		0	0	0	0	0	0	0
RESERVE OF TOTAL UNIT	%	0.00	0.00	0.00	0.00	0.00	0.00	0.00
RESERVE OF UPPER SEGMENT	%	100.00	100.00	100.00	100.00	100.00	100.00	100.00
RESOURCE TYPE		C	C	C	C	C	C	C
RETIREMENT MONTH	MONTH	12	12	12	12	12	12	12
RETIREMENT YEAR	YEAR	2015	2015	2015	2015	2015	2015	2015
SOURCE INDEX NUMBER		0	0	0	0	0	0	0
THERMAL UNIT TYPE								

THERMAL UNIT		994	995	996	997	998	999
		DUMMY_OP	DUMMY_OP	T4_TRONA	RP2TR_KP	RP2TR_IM	DUMMY_OP
		994	995	996	997	998	999
AIR BASIN POINTER		1	1	1	1	1	1
BID PRICE ACCOUNTING FLAG		0	0	0	0	0	0
BID PRICE OPTION		0	0	0	0	0	0
COMMISSION MONTH	MONTH	1	1	1	1	1	1
COMMISSION YEAR	YEAR	2015	2015	2014	2014	2014	2013
DEFERRAL PRIORITY		0	0	0	0	0	0
DISPATCH LAMBDA OPTION		0	0	0	0	0	0
EFFICIENT HEAT RATE OPTION		0	0	0	0	0	0
ESCALATION ANCILLARY REVENUE							
ESCALATION BID PRICE AT INCREMEN							
ESCALATION BID PRICE AT MINIMUM							
ESCALATION CAPACITY REVENUE							
ESCALATION CAPITAL COSTS							
ESCALATION FIXED ANNUAL RATE					FIXO&M	FIXO&M	
ESCALATION FIXED COSTS							
ESCALATION FIXED SEASONAL RATE							
ESCALATION VARIABLE COSTS				VARO&M	VARO&M	VARO&M	
IMMATURE FORCED OUTAGE RATE	%	0.00	0.00	0.00	0.00	0.00	0.00
IMMATURITY PERIOD	YEARS	0	0	0	0	0	0
MATURITY YEAR	YEAR	2015	2015	2014	2014	2014	2013
PURCHASE UNIT FLAG		0	0	0	0	0	0
RESERVE OF TOTAL UNIT	%	0.00	0.00	0.00	0.00	0.00	0.00
RESERVE OF UPPER SEGMENT	%	100.00	100.00	100.00	100.00	100.00	100.00
RESOURCE TYPE		C	C	C	C	C	C
RETIREMENT MONTH	MONTH	12	12	12	12	12	12
RETIREMENT YEAR	YEAR	2015	2015	2017	2019	2019	2013
SOURCE INDEX NUMBER		0	0	0	0	0	0
THERMAL UNIT TYPE							

AEP EAST
GENERATION AND FUEL MODULE
INPUT SUMMARY REPORT

QUALIFIER = GAF.INPUT.THERMAL UNIT.

SEGMENT EMISSIONS LIBRARY	1	2	3	4	5	6	7
	AMOS1_11	AMOS2_11	AMOS3_11	BECK_11	BIG 1_11	BIG 2_11	BIG 2_11
EMISSIONS DATA METHOD	1	1	1	1	1	1	1
SEGMENT EMISSIONS LIBRARY	8	9	10	11	12	13	14
	CARD1_11	CARD2_11	CARD3_11	CLNR1_11	CLNR2_11	CLNR3_11	CSVL3_11
EMISSIONS DATA METHOD	1	1	1	1	1	1	1
SEGMENT EMISSIONS LIBRARY	15	16	17	18	19	20	21
	CSVL4_11	CSVL5_11	CSVL6_11	GAV1_11	GAV2_11	GLN5_11	GLN6_11
EMISSIONS DATA METHOD	1	1	1	1	1	1	1
SEGMENT EMISSIONS LIBRARY	22	23	24	25	26	27	28
	KMR1_11	KMR2_11	KMR3_11	KNWH1_11	KNWH2_11	SP3_SNCR	MTN_18%
EMISSIONS DATA METHOD	1	1	1	1	1	1	1
SEGMENT EMISSIONS LIBRARY	29	30	31	32	33	34	35
	MTN_90%	MTCH1_11	MTCH2_11	MNTR_11	MTNR_1	MR1_11	MR2_11
EMISSIONS DATA METHOD	1	1	1	1	1	1	1
SEGMENT EMISSIONS LIBRARY	36	37	38	39	40	41	42
	MR3_11	MR4_11	MR5_11	SPRN1_11	SPRN2_11	SPRN3_11	SPRN4_11
EMISSIONS DATA METHOD	1	1	1	1	1	1	1
SEGMENT EMISSIONS LIBRARY	43	44	45	46	47	48	49
	SPRN5_11	PCWY_11	ROCK1_11	ROCK2_11	TNRC1_11	TNRC2_11	TNRC3_11
EMISSIONS DATA METHOD	1	1	1	1	1	1	1
SEGMENT EMISSIONS LIBRARY	50	51	52	53	54	55	56
	BS2_FGD	TNRC4_11	CD3_11	AM1_FGD	AM2_FGD	AM3_FGD	BS1_SNCR
EMISSIONS DATA METHOD	1	1	1	1	1	1	1
SEGMENT EMISSIONS LIBRARY	57	58	59	60	61	62	63
	BS2_FGD	CSV4_FGD	SP4_SNCR	CSV5_SCR	CSV6_SCR	GAV1_CCS	GAV2_FUP
EMISSIONS DATA METHOD	1	1	1	1	1	1	1
SEGMENT EMISSIONS LIBRARY	64	65	66	67	68	69	70
	GAV2_FUP	MR5_FGD	RP1_FGSC	RP2_FGSC	TC1_SNCR	TC2_SNCR	TC3_SNCR
EMISSIONS DATA METHOD	1	1	1	1	1	1	1

AEP EAST
GENERATION AND FUEL MODULE
INPUT SUMMARY REPORT

QUALIFIER = GAF.INPUT.THERMAL UNIT.

SEGMENT HEAT RATE LIBRARY	1	2	3	4	5	6	7
	AMS_1D	AMS_2D	AMOS_3	BECK_6	BIGS_1	BIGS_2	CARD_1
HEAT RATE METHOD	3	3	2	3	3	3	3
SEGMENT HEAT RATE LIBRARY	8	9	10	11	12	13	14
	CARD_2	CARD_3	CLIF_1	CLIF_2	CLIF_3	CLIF_4	CLIF_5
HEAT RATE METHOD	3	3	3	3	3	3	3
SEGMENT HEAT RATE LIBRARY	15	16	17	18	19	20	21
	CLIF_6	CLIN_1	CLIN_2	CLIN_3	GAV2_11	AM3_AP	CSVL_3
HEAT RATE METHOD	3	3	3	3	3	2	3
SEGMENT HEAT RATE LIBRARY	22	23	24	25	26	27	28
	CSVL_4	CSVL_5	CSVL_6	COOK_1	COOK_2	GAVI_1	GAVI_2
HEAT RATE METHOD	3	3	3	1	1	3	3
SEGMENT HEAT RATE LIBRARY	29	30	31	32	33	34	35
	GLEN_5	GLEN_6	IGCC_1	NUCLEAR	KAMM_1	KAMM_2	KAMM_3
HEAT RATE METHOD	3	3	3	2	3	3	3
SEGMENT HEAT RATE LIBRARY	36	37	38	39	40	41	42
	KANA_1	KANA_2	KYGE_1	KYGE_2	KYGE_3	KYGE_4	KYGE_5
HEAT RATE METHOD	3	3	3	3	3	3	3
SEGMENT HEAT RATE LIBRARY	43	44	45	46	47	48	49
	MITC_1	MITC_2	MOUN_1	MUSK_1	MUSK_2	MUSK_3	MUSK_4
HEAT RATE METHOD	3	3	3	3	3	3	3
SEGMENT HEAT RATE LIBRARY	50	51	52	53	54	55	56
	MUSK_5	PSPN_1	PSPN_2	PSPN_3	PSPN_4	PSPN_5	PICW_5
HEAT RATE METHOD	3	3	3	3	3	3	3
SEGMENT HEAT RATE LIBRARY	58	59	60	61	62	63	64
	ROCK_1IM	ROCK_2IM	MR5_SI	STUA_1	STUA_2	STUA_3	STUA_4
HEAT RATE METHOD	2	2	3	3	3	3	3
SEGMENT HEAT RATE LIBRARY	65	66	67	68	69	70	71
		TANN_1	TANN_2	TANN_3	TANN_4	ZIMM_1	AM1SI
HEAT RATE METHOD	3	3	3	3	3	3	3
SEGMENT HEAT RATE LIBRARY	72	73	74	75	76	77	78
	BS2SI	TN4SI	ST1SI	ST2SI	ST3SI	ST4SI	MTRSI
HEAT RATE METHOD	3	3	3	3	3	3	3
SEGMENT HEAT RATE LIBRARY	79	80	81	82	83	84	85
	RK1BIO	RK2BIO_L	IGCC_CCS	RK2BIO_F	PC_CCS	KM8_2_1	KM8_2_2
HEAT RATE METHOD	3	3	2	3	3	1	1
SEGMENT HEAT RATE LIBRARY	86	87	88	89	90	91	92
	KM8_2_3	CL1_P	CL2_P	CL3_P	Tan4_Q	CEREDO1	CEREDO2
HEAT RATE METHOD	1	3	3	3	3	3	3
SEGMENT HEAT RATE LIBRARY	93	94	95	96	97	98	99
	CEREDO3	CEREDO4	CEREDO5	CEREDO6	RK1_CF	RK2_CF	TC1_SNCR
HEAT RATE METHOD	3	3	3	3	3	3	3
SEGMENT HEAT RATE LIBRARY	100	101	102	103	104	105	106
	TC2_SNCR	TC3_SNCR	USCPC	PC_R_CCS	PC_N_CCS		IGCC
HEAT RATE METHOD	3	3	2	2	2	3	2
SEGMENT HEAT RATE LIBRARY	107	108	109	110	111	112	115
	IGC_RCCS	IGC_NCCS	MR5_SI	MR5_CF	SP_3SNCR	SP_4SNCR	CARD1_3
HEAT RATE METHOD	2	2	3	3	3	3	3
SEGMENT HEAT RATE LIBRARY	116	117	118	122	123	124	125
	MITC1_2	MITC2_4	MOUN1_6	LWBG_CC	KMREPOW1	KMREPOW2	KMREPOW3

HEAT RATE METHOD	3	3	3	1	3	3	3
SEGMENT HEAT RATE LIBRARY	126 WATERFD	127 W_PC_SUB	128 W_PC_SUP	129 W_CFB	130 DRESDEN	131 W_CT_SM	132 W_CT_LG
HEAT RATE METHOD	1	2	2	2	1	2	3
SEGMENT HEAT RATE LIBRARY	133 E_PC_SUB	134 P_LAWTN	135 E_PC_SUP	136 2x1GE7FA	137 1x1GE7H	138 2X2GE7H	139 BS1_P
HEAT RATE METHOD	2	2	2	2	2	2	3
SEGMENT HEAT RATE LIBRARY	140 BS1CCADJ	143 AM3SI	144 BS2_D	145 CD3_D	146 CD2_D	147 TN4_FGD	148 MC1_D
HEAT RATE METHOD	2	3	3	3	3	3	3
SEGMENT HEAT RATE LIBRARY	149 MC2_D	150 MN1_10	151 MR5_D	152 RP1_F	153 RP2_F	154 ST1_D	155 ST2_D
HEAT RATE METHOD	3	3	3	3	3	3	3
SEGMENT HEAT RATE LIBRARY	156 ST3_D	157 ST4_D	158 BS2SI	159 KN1_A	160 KN2_A	161 MONESU20	162 MONESUMR
HEAT RATE METHOD	3	3	3	3	3	3	3
SEGMENT HEAT RATE LIBRARY	163 MONEWI20	164 MONEWINT	165 ROCK1_10	166 ROCK2_11	167 ROCK1_D	168 ROCK2_D	170 AM3_CF
HEAT RATE METHOD	3	3	3	3	2	2	3
SEGMENT HEAT RATE LIBRARY	171 RK1_SI	172 RK2_SI	174 AM3_90%	175 MTN_90%	176 RP1_90%	177 RP2_90%	178 GV1D_90%
HEAT RATE METHOD	3	3	3	3	3	3	3
SEGMENT HEAT RATE LIBRARY	179 GV2_90%	180 MTN_1.2%	181 MTN_18%	182 BSCCSMR	183 BSCCWIN	184 CR1_NGCC	185 CR2_NGCC
HEAT RATE METHOD	3	3	3	2	2	3	3
SEGMENT HEAT RATE LIBRARY	186 MR5_NGCC						
HEAT RATE METHOD	3						

AEP EAST
GENERATION AND FUEL MODULE
INPUT SUMMARY REPORT

QUALIFIER = GAF.INPUT.THERMAL UNIT.

THERMAL UNIT		1 AMOS 1	2 AMOS 2	3 AMOS_OP 3	4 BECKJORD 6	5 BIG SAND 1	6 BIG SAND 2	7 CARD 1+2 1
-------- YEAR 2011 --------								
ANCILLARY REVENUE RATE	$/MWH	0.00	0.00	0.00	0.00	0.00	0.00	0.00
AVERAGE HEAT RATE AT MAXIMUM	MBTU/MWH	0.00	0.00	0.00	0.00	0.00	0.00	0.00
[redacted]	[redacted]	[redacted]	[redacted]	[redacted]	[redacted]	[redacted]	[redacted]	[redacted]
AVG HEAT RATE MAXIMUM SEASONAL P		0	0	0	0	0	0	0
AVG HEAT RATE MINIMUM SEASONAL P		0	0	0	0	0	0	0
BID PRICE AT INCREMENTAL	$/MWH	0.00	0.00	0.00	0.00	0.00	0.00	0.00
BID PRICE AT MINIMUM	$/MWH	0.00	0.00	0.00	0.00	0.00	0.00	0.00
BID PRICE CAPACITY FACTOR	%	0.00	0.00	0.00	0.00	0.00	0.00	0.00
BID PRICE COST FACTOR	%	0.00	0.00	0.00	0.00	0.00	0.00	0.00
BID PRICE INCREMENTAL SEASONAL P		0	0	0	0	0	0	0
BID PRICE MINIMUM SEASONAL POINT		0	0	0	0	0	0	0
CAPACITY REVENUE PROFILE		0	0	0	0	0	0	0
CAPACITY REVENUE RATE	$/KW	0.00	0.00	0.00	0.00	0.00	0.00	0.00
CAPACITY SEGMENT PROFILE		1	2	3	4	5	6	129
CAPITAL COSTS	$000	0.00	0.00	0.00	0.00	0.00	0.00	0.00
DERATION LIBRARY POINTER		1	2	3	4	5	6	7
DISPATCH PENALTY AT MAXIMUM		1.00	1.00	1.00	1.00	1.00	1.00	1.00
DISPATCH PENALTY AT MINIMUM		1.00	1.00	1.00	1.00	1.00	1.00	1.00
ENERGY MARGIN CAPACITY FACTOR	FRACTION	0.00	0.00	0.00	0.00	0.00	0.00	0.00
FIXED ANNUAL CAPACITY RATE	$/KW/YR	0.00	0.00	0.00	0.00	0.00	0.00	0.00
FIXED COSTS	$000/YR	5009.72	-2953.73	15815.54	579.44	2157.69	31369.00	8767.37
FIXED SEASONAL CAPACITY RATE	$/KW/SEA	0.00	0.00	0.00	0.00	0.00	0.00	0.00
FIXED SEASONAL RATE PROFILE		0	0	0	0	0	0	0
HEAT RATE PROFILE		1	2	3	4	5	6	7
MAINTENANCE REQUIREMENT	WKS/YEAR	0.00	0.00	0.00	0.00	0.00	0.00	0.00
MAINTENANCE SEASONAL METHOD		1	1	1	1	1	1	1
MAINTENANCE SEASONAL POINTER		0	0	0	0	0	0	0
[redacted]	[redacted]	[redacted]	[redacted]	[redacted]	[redacted]	[redacted]	[redacted]	[redacted]
MATURE OUTAGE RATE SEASONAL PROF		0	246	0	0	0	0	248
MAXIMUM CAPACITY	MW	790.00	790.00	858.00	53.00	278.00	800.00	595.00
MINIMUM CAPACITY	MW	350.00	350.00	462.00	20.00	100.00	500.00	325.00
MUST RUN INDICATOR		1	1	1	1	0	0	1
PARTIAL OUTAGE RATE	%	0.00	0.00	0.00	0.00	0.00	0.00	0.00
PARTIAL OUTAGE RATE SEASONAL PRO		0	0	0	0	0	0	0
PERCENT FIRM	%	94.16	92.51	95.24	95.41	92.61	92.50	89.75
RENEWABLE ENERGY CREDIT	RATIO	0.00	0.00	0.00	0.00	0.00	0.00	0.00
SEASONAL VARIABLE COST PROFILE		250	250	250	0	0	0	0
VARIABLE O AND M COSTS	$/MWH	1.84	1.84	1.84	2.98	1.34	0.97	2.21
-------- YEAR 2012 --------								
FIXED COSTS	$000/YR	7647.04	12844.91	12196.69	849.65	3310.20	21595.00	4231.07
[redacted]	[redacted]	[redacted]	[redacted]	[redacted]	[redacted]	[redacted]	[redacted]	[redacted]
MATURE OUTAGE RATE SEASONAL PROF		0	0	0	0	0	0	0
PERCENT FIRM	%	93.25	92.79	95.42	95.97	92.72	94.00	85.48
-------- YEAR 2013 --------								
FIXED COSTS	$000/YR	17002.88	12257.52	21432.37	931.76	4028.55	30281.00	-1078.63
[redacted]	[redacted]	[redacted]	[redacted]	[redacted]	[redacted]	[redacted]	[redacted]	[redacted]
PERCENT FIRM	%	94.89	93.55	95.45	96.10	92.36	93.00	83.26
-------- YEAR 2014 --------								
FIXED COSTS	$000/YR	10251.86	17303.69	19567.19	2891.79	9587.05	30317.00	6290.73
[redacted]	[redacted]	[redacted]	[redacted]	[redacted]	[redacted]	[redacted]	[redacted]	[redacted]
PERCENT FIRM	%	94.89	93.55	95.45	96.10	92.36	94.50	83.26
-------- YEAR 2015 --------								
FIXED COSTS	$000/YR	22825.56	25468.03	26103.08	0.00	43906.56	171715.00	9989.05
[redacted]	[redacted]	[redacted]	[redacted]	[redacted]	[redacted]	[redacted]	[redacted]	[redacted]
PERCENT FIRM	%	94.89	93.55	95.45	0.00	92.36	94.00	83.26
-------- YEAR 2016 --------								
FIXED COSTS	$000/YR	34622.92	27299.03	33387.89	0.00	0.00	0.00	16484.25
[redacted]	[redacted]	[redacted]	[redacted]	[redacted]	[redacted]	[redacted]	[redacted]	[redacted]
PERCENT FIRM	%	94.89	93.55	95.45	0.00	0.00	0.00	83.26
-------- YEAR 2017 --------								
FIXED COSTS	$000/YR	32931.94	29688.28	40702.05	0.00	0.00	0.00	23447.12
-------- YEAR 2018 --------								
FIXED COSTS	$000/YR	29150.14	26876.46	38264.98	0.00	0.00	0.00	21804.57
-------- YEAR 2019 --------								
FIXED COSTS	$000/YR	28956.36	37974.04	41682.87	0.00	0.00	0.00	20914.02
-------- YEAR 2020 --------								
FIXED COSTS	$000/YR	37041.15	30832.86	37986.84	0.00	0.00	0.00	30062.17
-------- YEAR 2021 --------								
FIXED COSTS	$000/YR	36319.89	37324.88	43775.85	0.00	0.00	0.00	117457.37
-------- YEAR 2022 --------								
FIXED COSTS	$000/YR	36526.60	38389.57	45880.61	0.00	0.00	0.00	62292.65
-------- YEAR 2023 --------								
FIXED COSTS	$000/YR	37453.33	41625.83	47328.14	0.00	0.00	0.00	74140.11
-------- YEAR 2024 --------								
FIXED COSTS	$000/YR	41581.46	43405.13	49873.90	0.00	0.00	0.00	91532.98
-------- YEAR 2025 --------								
FIXED COSTS	$000/YR	41785.27	44832.35	11659.01	0.00	0.00	0.00	80025.04
-------- YEAR 2026 --------								

FIXED COSTS	$000/YR	44521.11	47694.77	12781.52	0.00	0.00	0.00	88701.22
-------- YEAR 2027 --------								
FIXED COSTS	$000/YR	44557.09	50028.09	20250.06	0.00	0.00	0.00	91610.57
-------- YEAR 2028 --------								
FIXED COSTS	$000/YR	46044.63	53971.09	21291.62	0.00	0.00	0.00	93799.21
-------- YEAR 2029 --------								
FIXED COSTS	$000/YR	50518.55	55120.95	22774.73	0.00	0.00	0.00	95835.16
-------- YEAR 2030 --------								
FIXED COSTS	$000/YR	49689.95	57290.29	17458.61	0.00	0.00	0.00	101129.12
-------- YEAR 2031 --------								
FIXED COSTS	$000/YR	48793.35	57349.18	14658.88	0.00	0.00	0.00	99221.07
-------- YEAR 2032 --------								
FIXED COSTS	$000/YR	47148.31	55336.30	21706.55	0.00	0.00	0.00	104423.40
-------- YEAR 2033 --------								
FIXED COSTS	$000/YR	45519.42	57480.48	17021.04	0.00	0.00	0.00	104332.77
-------- YEAR 2034 --------								
FIXED COSTS	$000/YR	46378.75	52729.99	15062.34	0.00	0.00	0.00	107000.86
-------- YEAR 2035 --------								
FIXED COSTS	$000/YR	39685.50	50490.45	5479.40	0.00	0.00	0.00	101648.39
-------- YEAR 2036 --------								
FIXED COSTS	$000/YR	33709.79	51696.37	272.00	0.00	0.00	0.00	99123.01
-------- YEAR 2037 --------								
FIXED COSTS	$000/YR	33128.16	52914.62	8997.21	0.00	0.00	0.00	97836.10
-------- YEAR 2038 --------								
FIXED COSTS	$000/YR	33601.97	52821.13	1271.45	0.00	0.00	0.00	102908.71
-------- YEAR 2039 --------								
FIXED COSTS	$000/YR	35472.83	53882.12	8536.66	0.00	0.00	0.00	105569.01
-------- YEAR 2040 --------								
FIXED COSTS	$000/YR	257312.59	366185.16	254527.97	0.00	0.00	0.00	359746.94

THERMAL UNIT		8	9	10	11	12	13	14
		CARD 1+2	CARD 3	CLIFTY	CLIFTY	CLIFTY	CLIFTY	CLIFTY
		2	3	1	2	3	4	5
-------- YEAR 2011 --------								
ANCILLARY REVENUE RATE	$/MWH	0.00	0.00	0.00	0.00	0.00	0.00	0.00
AVERAGE HEAT RATE AT MAXIMUM	MBTU/MWH	0.00	0.00	0.00	0.00	0.00	0.00	0.00
AVERAGE HEAT RATE AT MINIMUM	MBTU/MWH	0.00	0.00	0.00	0.00	0.00	0.00	0.00
AVG HEAT RATE MAXIMUM SEASONAL P		0	0	0	0	0	0	0
AVG HEAT RATE MINIMUM SEASONAL P		0	0	0	0	0	0	0
BID PRICE AT INCREMENTAL	$/MWH	0.00	0.00	0.00	0.00	0.00	0.00	0.00
BID PRICE AT MINIMUM	$/MWH	0.00	0.00	0.00	0.00	0.00	0.00	0.00
BID PRICE CAPACITY FACTOR	%	0.00	0.00	0.00	0.00	0.00	0.00	0.00
BID PRICE COST FACTOR	%	0.00	0.00	0.00	0.00	0.00	0.00	0.00
BID PRICE INCREMENTAL SEASONAL P		0	0	0	0	0	0	0
BID PRICE MINIMUM SEASONAL POINT		0	0	0	0	0	0	0
CAPACITY REVENUE PROFILE		0	0	0	0	0	0	0
CAPACITY REVENUE RATE	$/KW	0.00	0.00	0.00	0.00	0.00	0.00	0.00

NOTE: DATA DISPLAYED AFTER 2011 ONLY IF
VALUE CHANGED FROM PREVIOUS YEAR.

AEP EAST
GENERATION AND FUEL MODULE
INPUT SUMMARY REPORT

QUALIFIER = GAF.INPUT.THERMAL UNIT.

THERMAL UNIT		8 CARD 1+2 2	9 CARD 3 3	10 CLIFTY 1	11 CLIFTY 2	12 CLIFTY 3	13 CLIFTY 4	14 CLIFTY 5
-------- YEAR 2011 --------								
CAPACITY SEGMENT PROFILE		130	9	10	11	12	13	14
CAPITAL COSTS	$000	0.00	0.00	0.00	0.00	0.00	0.00	0.00
DERATION LIBRARY POINTER		8	9	10	11	12	13	14
DISPATCH PENALTY AT MAXIMUM		1.00	1.00	1.00	1.00	1.00	1.00	1.00
DISPATCH PENALTY AT MINIMUM		1.00	1.00	1.00	1.00	1.00	1.00	1.00
ENERGY MARGIN CAPACITY FACTOR	FRACTION	0.00	0.00	0.00	0.00	0.00	0.00	0.00
FIXED ANNUAL CAPACITY RATE	$/KW/YR	0.00	0.00	0.00	0.00	0.00	0.00	0.00
FIXED COSTS	$000/YR	-8578.68	-865.15	0.00	0.00	0.00	0.00	0.00
FIXED SEASONAL CAPACITY RATE	$/KW/SEA	0.00	0.00	0.00	0.00	0.00	0.00	0.00
FIXED SEASONAL RATE PROFILE		0	0	0	0	0	0	0
HEAT RATE PROFILE		8	9	10	11	12	13	14
MAINTENANCE REQUIREMENT	WKS/YEAR	0.00	0.00	0.00	0.00	0.00	0.00	0.00
MAINTENANCE SEASONAL METHOD		1	1	1	1	1	1	1
MAINTENANCE SEASONAL POINTER		0	0	0	0	0	0	0
[redacted]	[redacted]	[redacted]	[redacted]	[redacted]	[redacted]	[redacted]	[redacted]	[redacted]
MATURE OUTAGE RATE SEASONAL PROF		0	0	0	0	0	0	0
MAXIMUM CAPACITY	MW	595.00	630.00	87.00	87.00	87.00	87.00	87.00
MINIMUM CAPACITY	MW	325.00	325.00	37.00	37.00	37.00	37.00	37.00
MUST RUN INDICATOR		1	1	0	0	0	0	0
PARTIAL OUTAGE RATE	%	0.00	0.00	0.00	0.00	0.00	0.00	0.00
PARTIAL OUTAGE RATE SEASONAL PRO		0	0	0	0	0	0	0
PERCENT FIRM	%	93.79	82.49	93.11	92.77	93.96	94.39	94.98
RENEWABLE ENERGY CREDIT	RATIO	0.00	0.00	0.00	0.00	0.00	0.00	0.00
SEASONAL VARIABLE COST PROFILE		0	0	0	0	0	0	0
VARIABLE O AND M COSTS	$/MWH	2.21	2.21	0.00	0.00	0.00	0.00	0.00
-------- YEAR 2012 --------								
CAPACITY SEGMENT PROFILE		130	76	10	11	12	13	14
FIXED COSTS	$000/YR	-6165.73	-7188.45	0.00	0.00	0.00	0.00	0.00
HEAT RATE PROFILE		8	145	10	11	12	13	14
[redacted]	[redacted]	[redacted]	[redacted]	[redacted]	[redacted]	[redacted]	[redacted]	[redacted]
MAXIMUM CAPACITY	MW	595.00	620.00	87.00	87.00	87.00	87.00	87.00
PERCENT FIRM	%	94.01	88.71	93.11	92.77	93.96	94.39	94.98
-------- YEAR 2013 --------								
FIXED COSTS	$000/YR	-4599.09	-3529.31	0.00	0.00	0.00	0.00	0.00
[redacted]	[redacted]	[redacted]	[redacted]	[redacted]	[redacted]	[redacted]	[redacted]	[redacted]
PERCENT FIRM	%	93.46	91.23	93.11	92.77	93.96	94.39	94.98
-------- YEAR 2014 --------								
FIXED COSTS	$000/YR	-8817.18	-4421.98	0.00	0.00	0.00	0.00	0.00
-------- YEAR 2015 --------								
FIXED COSTS	$000/YR	-6363.41	-6141.78	0.00	0.00	0.00	0.00	0.00
-------- YEAR 2016 --------								
FIXED COSTS	$000/YR	-2664.25	-2264.24	0.00	0.00	0.00	0.00	0.00
-------- YEAR 2017 --------								
FIXED COSTS	$000/YR	-8019.48	-3174.45	0.00	0.00	0.00	0.00	0.00
-------- YEAR 2018 --------								
FIXED COSTS	$000/YR	-5397.14	-5312.55	0.00	0.00	0.00	0.00	0.00
-------- YEAR 2019 --------								
FIXED COSTS	$000/YR	-1890.83	287.10	0.00	0.00	0.00	0.00	0.00
-------- YEAR 2020 --------								
FIXED COSTS	$000/YR	-7643.36	-2310.66	0.00	0.00	0.00	0.00	0.00
-------- YEAR 2021 --------								
FIXED COSTS	$000/YR	56555.04	60594.20	0.00	0.00	0.00	0.00	0.00
-------- YEAR 2022 --------								
FIXED COSTS	$000/YR	18195.68	18580.21	0.00	0.00	0.00	0.00	0.00
-------- YEAR 2023 --------								
FIXED COSTS	$000/YR	22459.94	25732.19	0.00	0.00	0.00	0.00	0.00
-------- YEAR 2024 --------								
FIXED COSTS	$000/YR	34030.27	39058.11	0.00	0.00	0.00	0.00	0.00
-------- YEAR 2025 --------								
FIXED COSTS	$000/YR	27965.17	29470.36	0.00	0.00	0.00	0.00	0.00
-------- YEAR 2026 --------								
FIXED COSTS	$000/YR	63031.98	67937.72	0.00	0.00	0.00	0.00	0.00
PERCENT FIRM	%	0.00	0.00	93.11	92.77	93.96	94.39	94.98
-------- YEAR 2027 --------								
FIXED COSTS	$000/YR	0.00	0.00	0.00	0.00	0.00	0.00	0.00
-------- YEAR 2028 --------								
-------- YEAR 2029 --------								
-------- YEAR 2030 --------								
-------- YEAR 2031 --------								
-------- YEAR 2032 --------								
-------- YEAR 2033 --------								

-------- YEAR 2034 --------

-------- YEAR 2035 --------

-------- YEAR 2036 --------

-------- YEAR 2037 --------

-------- YEAR 2038 --------

-------- YEAR 2039 --------

-------- YEAR 2040 --------

THERMAL UNIT		15 CLIFTY 6	16 CLINCH R 1	17 CLINCH R 2	18 CLINCH R 3	19 ROCKP_KP 1	20 ROCKP_KP 2	21 CSVL 1-4 3
-------- YEAR 2011 --------								
ANCILLARY REVENUE RATE	$/MWH	0.00	0.00	0.00	0.00	0.00	0.00	0.00
[redacted]	[redacted]	[redacted]	[redacted]	[redacted]	[redacted]	[redacted]	[redacted]	[redacted]
AVG HEAT RATE MAXIMUM SEASONAL P		0	0	0	0	0	0	0
AVG HEAT RATE MINIMUM SEASONAL P		0	0	0	0	0	0	0
BID PRICE AT INCREMENTAL	$/MWH	0.00	0.00	0.00	0.00	0.00	0.00	0.00
BID PRICE AT MINIMUM	$/MWH	0.00	0.00	0.00	0.00	0.00	0.00	0.00
BID PRICE CAPACITY FACTOR	%	0.00	0.00	0.00	0.00	0.00	0.00	0.00
BID PRICE COST FACTOR	%	0.00	0.00	0.00	0.00	0.00	0.00	0.00
BID PRICE INCREMENTAL SEASONAL P		0	0	0	0	0	0	0
BID PRICE MINIMUM SEASONAL POINT		0	0	0	0	0	0	0
CAPACITY REVENUE PROFILE		0	0	0	0	0	0	0
CAPACITY REVENUE RATE	$/KW	0.00	0.00	0.00	0.00	0.00	0.00	0.00
CAPACITY SEGMENT PROFILE		15	16	17	18	0	0	21
CAPITAL COSTS	$000	0.00	0.00	0.00	0.00	0.00	0.00	0.00
DERATION LIBRARY POINTER		15	16	17	18	58	59	110
DISPATCH PENALTY AT MAXIMUM		1.00	1.00	1.00	1.00	1.00	1.00	1.00
DISPATCH PENALTY AT MINIMUM		1.00	1.00	1.00	1.00	1.00	1.00	1.00
ENERGY MARGIN CAPACITY FACTOR	FRACTION	0.00	0.00	0.00	0.00	0.00	0.00	0.00
FIXED ANNUAL CAPACITY RATE	$/KW/YR	0.00	0.00	0.00	0.00	0.00	0.00	0.00
FIXED COSTS	$000/YR	0.00	5368.07	2450.71	4149.57	4490.00	808.00	-504.54
FIXED SEASONAL CAPACITY RATE	$/KW/SEA	0.00	0.00	0.00	0.00	0.00	0.00	0.00
FIXED SEASONAL RATE PROFILE		0	0	0	0	0	0	0
HEAT RATE PROFILE		15	16	17	18	0	0	21
MAINTENANCE REQUIREMENT	WKS/YEAR	0.00	0.00	0.00	0.00	0.00	0.00	0.00
MAINTENANCE SEASONAL METHOD		1	1	1	1	1	1	1
MAINTENANCE SEASONAL POINTER		0	0	0	0	0	0	0
[redacted]	[redacted]	[redacted]	[redacted]	[redacted]	[redacted]	[redacted]	[redacted]	[redacted]
MATURE OUTAGE RATE SEASONAL PROF		0	0	0	0	0	0	0
MAXIMUM CAPACITY	MW	87.00	235.00	235.00	235.00	195.00	195.00	165.00
MINIMUM CAPACITY	MW	23.00	60.00	60.00	60.00	195.00	195.00	40.00
MUST RUN INDICATOR		0	0	0	0	0	0	1
PARTIAL OUTAGE RATE	%	0.00	0.00	0.00	0.00	0.00	0.00	0.00
PARTIAL OUTAGE RATE SEASONAL PRO		0	0	0	0	0	0	0
PERCENT FIRM	%	94.64	83.77	84.02	89.69	93.26	93.69	0.00
RENEWABLE ENERGY CREDIT	RATIO	0.00	0.00	0.00	0.00	0.00	0.00	0.00
SEASONAL VARIABLE COST PROFILE		0	0	0	0	0	0	0
VARIABLE O AND M COSTS	$/MWH	0.00	2.38	2.38	2.38	0.99	0.69	2.24
-------- YEAR 2012 --------								
FIXED COSTS	$000/YR	0.00	2502.41	6541.13	4470.74	2844.00	3006.00	114.83
MATURE FORCED OUTAGE RATE	%	5.36	17.17	16.57	14.17	6.92	6.77	16.36

NOTE: DATA DISPLAYED AFTER 2011 ONLY IF
VALUE CHANGED FROM PREVIOUS YEAR.

AEP EAST
GENERATION AND FUEL MODULE
INPUT SUMMARY REPORT

QUALIFIER = GAF.INPUT.THERMAL UNIT.

THERMAL UNIT		15 CLIFTY 6	16 CLINCH R 1	17 CLINCH R 2	18 CLINCH R 3	19 ROCKP_KP 1	20 ROCKP_KP 2	21 CSVL 1-4 3
-------- YEAR 2012 --------								
PERCENT FIRM	%	94.64	82.83	83.43	85.83	93.08	93.23	0.00
-------- YEAR 2013 --------								
FIXED COSTS	$000/YR	0.00	2429.40	2578.37	7910.60	3666.00	1548.00	0.00
[redacted]	[redacted]	[redacted]	[redacted]	[redacted]	[redacted]	[redacted]	[redacted]	[redacted]
PERCENT FIRM	%	94.64	81.38	83.00	83.25	93.23	92.76	0.00
-------- YEAR 2014 --------								
FIXED COSTS	$000/YR	0.00	5692.62	2427.14	3662.39	3422.00	3215.00	0.00
-------- YEAR 2015 --------								
FIXED COSTS	$000/YR	0.00	1953.01	4781.58	3768.79	6260.00	2123.00	0.00
-------- YEAR 2016 --------								
FIXED COSTS	$000/YR	0.00	8957.52	43740.34	17632.00	0.00	3475.00	0.00
[redacted]	[redacted]	[redacted]	[redacted]	[redacted]	[redacted]	[redacted]	[redacted]	[redacted]
PERCENT FIRM	%	94.64	0.00	0.00	0.00	0.00	92.76	0.00
-------- YEAR 2017 --------								
DERATION LIBRARY POINTER		15	16	17	18	59	59	110
FIXED COSTS	$000/YR	0.00	0.00	0.00	0.00	0.00	3287.00	0.00
[redacted]	[redacted]	[redacted]	[redacted]	[redacted]	[redacted]	[redacted]	[redacted]	[redacted]
-------- YEAR 2018 --------								
FIXED COSTS	$000/YR	0.00	0.00	0.00	0.00	0.00	3787.00	0.00
-------- YEAR 2019 --------								
FIXED COSTS	$000/YR	0.00	0.00	0.00	0.00	0.00	4370.00	0.00
-------- YEAR 2020 --------								
FIXED COSTS	$000/YR	0.00	0.00	0.00	0.00	0.00	0.00	0.00
[redacted]	[redacted]	[redacted]	[redacted]	[redacted]	[redacted]	[redacted]	[redacted]	[redacted]
PERCENT FIRM	%	94.64	0.00	0.00	0.00	0.00	0.00	0.00
-------- YEAR 2021 --------								
-------- YEAR 2022 --------								
-------- YEAR 2023 --------								
-------- YEAR 2024 --------								
-------- YEAR 2025 --------								
-------- YEAR 2026 --------								
-------- YEAR 2027 --------								
-------- YEAR 2028 --------								
-------- YEAR 2029 --------								
-------- YEAR 2030 --------								
-------- YEAR 2031 --------								
-------- YEAR 2032 --------								
-------- YEAR 2033 --------								
-------- YEAR 2034 --------								
-------- YEAR 2035 --------								
-------- YEAR 2036 --------								
-------- YEAR 2037 --------								
MUST RUN INDICATOR		0	0	0	0	0	0	0
-------- YEAR 2038 --------								
-------- YEAR 2039 --------								
-------- YEAR 2040 --------								

THERMAL UNIT		22 CSVL 1-4 4	23 CSVL 5+6 5	24 CSVL 5+6 6	25 D C COOK 1	26 D C COOK 2	27 GAVIN 1	28 GAVIN 2
-------- YEAR 2011 --------								
ANCILLARY REVENUE RATE	$/MWH	0.00	0.00	0.00	0.00	0.00	0.00	0.00
[redacted]	[redacted]	[redacted]	[redacted]	[redacted]	[redacted]	[redacted]	[redacted]	[redacted]
AVG HEAT RATE MAXIMUM SEASONAL P		0	0	0	0	0	0	0
AVG HEAT RATE MINIMUM SEASONAL P		0	0	0	0	0	0	0
BID PRICE AT INCREMENTAL	$/MWH	0.00	0.00	0.00	0.00	0.00	0.00	0.00
BID PRICE AT MINIMUM	$/MWH	0.00	0.00	0.00	0.00	0.00	0.00	0.00
BID PRICE CAPACITY FACTOR	%	0.00	0.00	0.00	0.00	0.00	0.00	0.00
BID PRICE COST FACTOR	%	0.00	0.00	0.00	0.00	0.00	0.00	0.00
BID PRICE INCREMENTAL SEASONAL P		0	0	0	0	0	0	0
BID PRICE MINIMUM SEASONAL POINT		0	0	0	0	0	0	0
CAPACITY REVENUE PROFILE		0	0	0	0	0	0	0
CAPACITY REVENUE RATE	$/KW	0.00	0.00	0.00	0.00	0.00	0.00	0.00

CAPACITY SEGMENT PROFILE		22	23	24	25	92	27	28
CAPITAL COSTS	$000	0.00	0.00	0.00	0.00	0.00	0.00	0.00
DERATION LIBRARY POINTER		22	23	24	150	107	27	28
DISPATCH PENALTY AT MAXIMUM		1.00	1.00	1.00	1.00	1.00	1.00	1.00
DISPATCH PENALTY AT MINIMUM		1.00	1.00	1.00	1.00	1.00	1.00	1.00
ENERGY MARGIN CAPACITY FACTOR	FRACTION	0.00	0.00	0.00	0.00	0.00	0.00	0.00
FIXED ANNUAL CAPACITY RATE	$/KW/YR	0.00	0.00	0.00	0.00	0.00	0.00	0.00
FIXED COSTS	$000/YR	6062.75	6519.00	4703.00	94385.42	88582.12	8764.71	17493.44
FIXED SEASONAL CAPACITY RATE	$/KW/SEA	0.00	0.00	0.00	0.00	0.00	0.00	0.00
FIXED SEASONAL RATE PROFILE		0	0	0	0	0	0	0
HEAT RATE PROFILE		22	23	24	0	0	27	0
MAINTENANCE REQUIREMENT	WKS/YEAR	0.00	0.00	0.00	0.00	0.00	0.00	0.00
MAINTENANCE SEASONAL METHOD		1	1	1	1	1	1	1
MAINTENANCE SEASONAL POINTER		0	0	0	0	0	0	0
[redacted]	[redacted]	[redacted]	[redacted]	[redacted]	[redacted]	[redacted]	[redacted]	[redacted]
MATURE OUTAGE RATE SEASONAL PROF		0	0	0	0	0	0	0
MAXIMUM CAPACITY	MW	337.00	400.00	400.00	1084.00	1107.00	1320.00	1320.00
MINIMUM CAPACITY	MW	141.00	130.00	130.00	1082.00	1105.00	900.00	950.00
MUST RUN INDICATOR		1	1	1	1	1	1	1
PARTIAL OUTAGE RATE	%	0.00	0.00	0.00	0.00	0.00	0.00	0.00
PARTIAL OUTAGE RATE SEASONAL PRO		0	0	0	0	0	0	0
PERCENT FIRM	%	94.07	95.05	92.31	100.00	100.00	94.10	95.60
RENEWABLE ENERGY CREDIT	RATIO	0.00	0.00	0.00	0.00	0.00	0.00	0.00
SEASONAL VARIABLE COST PROFILE		250	0	0	0	0	250	250
VARIABLE O AND M COSTS	$/MWH	2.24	2.24	2.24	4.69	4.69	0.98	0.98
-------- YEAR 2012 --------								
FIXED COSTS	$000/YR	17379.32	19856.00	9303.00	101139.20	103767.67	15440.11	12326.42
HEAT RATE PROFILE		22	23	24	0	0	27	19
[redacted]	[redacted]	[redacted]	[redacted]	[redacted]	[redacted]	[redacted]	[redacted]	[redacted]
PERCENT FIRM	%	95.61	95.05	91.57	100.00	100.00	93.18	94.91
-------- YEAR 2013 --------								
DERATION LIBRARY POINTER		22	23	24	150	108	27	28
FIXED COSTS	$000/YR	11037.77	9843.00	19603.00	117673.31	117025.41	14326.69	22931.10
[redacted]	[redacted]	[redacted]	[redacted]	[redacted]	[redacted]	[redacted]	[redacted]	[redacted]
PERCENT FIRM	%	96.13	95.05	91.57	100.00	100.00	92.26	94.95
-------- YEAR 2014 --------								
DERATION LIBRARY POINTER		22	23	24	150	109	27	28
FIXED COSTS	$000/YR	11338.75	11524.00	12194.00	130557.72	125665.18	34782.15	25911.62
MATURE FORCED OUTAGE RATE	%	3.10	3.89	4.91	5.00	5.00	7.74	5.05
PERCENT FIRM	%	96.90	96.11	95.09	100.00	100.00	92.26	94.95
-------- YEAR 2015 --------								
FIXED COSTS	$000/YR	20413.85	24243.00	15054.00	139847.36	143129.27	30441.83	48671.82
[redacted]	[redacted]	[redacted]	[redacted]	[redacted]	[redacted]	[redacted]	[redacted]	[redacted]
PERCENT FIRM	%	97.16	95.76	94.68	100.00	100.00	92.26	94.95
-------- YEAR 2016 --------								
FIXED COSTS	$000/YR	21443.51	23147.00	34508.00	157399.56	156668.94	54365.89	41293.61
[redacted]	[redacted]	[redacted]	[redacted]	[redacted]	[redacted]	[redacted]	[redacted]	[redacted]
PERCENT FIRM	%	97.42	96.11	95.50	100.00	100.00	92.26	94.95
-------- YEAR 2017 --------								
FIXED COSTS	$000/YR	21487.24	27588.00	27065.00	171559.28	166668.16	45707.44	62263.37
[redacted]	[redacted]	[redacted]	[redacted]	[redacted]	[redacted]	[redacted]	[redacted]	[redacted]
PERCENT FIRM	%	97.16	95.76	95.91	100.00	100.00	92.26	94.95
-------- YEAR 2018 --------								
FIXED COSTS	$000/YR	35510.53	43594.00	35114.00	181841.05	185885.00	54842.56	49194.93
[redacted]	[redacted]	[redacted]	[redacted]	[redacted]	[redacted]	[redacted]	[redacted]	[redacted]

NOTE: DATA DISPLAYED AFTER 2011 ONLY IF
VALUE CHANGED FROM PREVIOUS YEAR.

AEP EAST
GENERATION AND FUEL MODULE
INPUT SUMMARY REPORT

QUALIFIER = GAF.INPUT.THERMAL UNIT.

THERMAL UNIT		22 CSVL 1-4 4	23 CSVL 5+6 5	24 CSVL 5+6 6	25 D C COOK 1	26 D C COOK 2	27 GAVIN 1	28 GAVIN 2
-------- YEAR 2018 --------								
PERCENT FIRM	%	97.42	95.76	95.91	100.00	100.00	92.26	94.95
-------- YEAR 2019 --------								
FIXED COSTS	$000/YR	30348.22	349497.00	375849.00	202032.41	201680.08	49729.78	62526.15
[redacted]	[redacted]	[redacted]	[redacted]	[redacted]	[redacted]	[redacted]	[redacted]	[redacted]
PERCENT FIRM	%	97.16	96.11	95.50	100.00	100.00	92.26	94.95
-------- YEAR 2020 --------								
FIXED COSTS	$000/YR	29112.49	0.00	0.00	215596.77	210701.50	57120.38	69019.08
-------- YEAR 2021 --------								
FIXED COSTS	$000/YR	31348.53	0.00	0.00	225172.30	230030.53	59254.23	70807.57
-------- YEAR 2022 --------								
FIXED COSTS	$000/YR	33901.05	0.00	0.00	244482.31	244548.12	62912.33	74473.06
-------- YEAR 2023 --------								
FIXED COSTS	$000/YR	38283.74	0.00	0.00	260279.31	254030.77	1975.62	80671.25
-------- YEAR 2024 --------								
FIXED COSTS	$000/YR	38512.50	0.00	0.00	268485.34	274205.44	10272.09	82696.28
-------- YEAR 2025 --------								
FIXED COSTS	$000/YR	40745.07	0.00	0.00	289181.19	289698.94	5499.72	92703.41
-------- YEAR 2026 --------								
FIXED COSTS	$000/YR	44073.09	0.00	0.00	304436.03	299489.50	13096.68	92387.73
-------- YEAR 2027 --------								
FIXED COSTS	$000/YR	45873.56	0.00	0.00	314489.69	321182.62	9780.18	98347.13
-------- YEAR 2028 --------								
FIXED COSTS	$000/YR	48301.57	0.00	0.00	336182.84	337069.75	19118.17	101773.12
-------- YEAR 2029 --------								
FIXED COSTS	$000/YR	51332.26	0.00	0.00	352363.44	347402.22	13957.95	108559.67
-------- YEAR 2030 --------								
FIXED COSTS	$000/YR	53125.39	0.00	0.00	362786.16	370470.50	22009.21	111423.61
-------- YEAR 2031 --------								
FIXED COSTS	$000/YR	54134.95	0.00	0.00	375509.59	376835.16	16807.61	117428.42
-------- YEAR 2032 --------								
FIXED COSTS	$000/YR	54641.44	0.00	0.00	379412.38	374030.50	23394.33	117896.07
-------- YEAR 2033 --------								
FIXED COSTS	$000/YR	54299.46	0.00	0.00	377499.22	385880.62	17259.00	119294.86
-------- YEAR 2034 --------								
FIXED COSTS	$000/YR	53824.80	0.00	0.00	388787.25	390062.84	21098.00	117682.14
-------- YEAR 2035 --------								
FIXED COSTS	$000/YR	53104.32	0.00	0.00	2434332.50	311112.03	7295.00	119585.25
-------- YEAR 2036 --------								
FIXED COSTS	$000/YR	51762.32	0.00	0.00	0.00	313744.19	5614.73	110701.08
-------- YEAR 2037 --------								
FIXED COSTS	$000/YR	53953.67	0.00	0.00	0.00	2549185.25	-649.82	111521.00
-------- YEAR 2038 --------								
FIXED COSTS	$000/YR	51994.77	0.00	0.00	0.00	0.00	6609.94	113416.47
-------- YEAR 2039 --------								
FIXED COSTS	$000/YR	52876.13	0.00	0.00	0.00	0.00	-2273.19	116537.11
-------- YEAR 2040 --------								
FIXED COSTS	$000/YR	359757.72	0.00	0.00	0.00	0.00	429776.09	670077.81

THERMAL UNIT		29 GLEN LYN 5	30 GLEN LYN 6	33 KAMMER 1	34 KAMMER 2	35 KAMMER 3	36 KANAWHA 1	37 KANAWHA 2
-------- YEAR 2011 --------								
ANCILLARY REVENUE RATE	$/MWH	0.00	0.00	0.00	0.00	0.00	0.00	0.00
AVERAGE HEAT RATE AT MAXIMUM	MBTU/MWH	0.00	0.00	0.00	0.00	0.00	0.00	0.00
AVERAGE HEAT RATE AT MINIMUM	MBTU/MWH	0.00	0.00	0.00	0.00	0.00	0.00	0.00
AVG HEAT RATE MAXIMUM SEASONAL P		0	0	0	0	0	0	0
AVG HEAT RATE MINIMUM SEASONAL P		0	0	0	0	0	0	0
BID PRICE AT INCREMENTAL	$/MWH	0.00	0.00	0.00	0.00	0.00	0.00	0.00
BID PRICE AT MINIMUM	$/MWH	0.00	0.00	0.00	0.00	0.00	0.00	0.00
BID PRICE CAPACITY FACTOR	%	0.00	0.00	0.00	0.00	0.00	0.00	0.00
BID PRICE COST FACTOR	%	0.00	0.00	0.00	0.00	0.00	0.00	0.00
BID PRICE INCREMENTAL SEASONAL P		0	0	0	0	0	0	0
BID PRICE MINIMUM SEASONAL POINT		0	0	0	0	0	0	0
CAPACITY REVENUE PROFILE		0	0	0	0	0	0	0
CAPACITY REVENUE RATE	$/KW	0.00	0.00	0.00	0.00	0.00	0.00	0.00
CAPACITY SEGMENT PROFILE		29	30	33	34	35	36	37
CAPITAL COSTS	$000	0.00	0.00	0.00	0.00	0.00	0.00	0.00
DERATION LIBRARY POINTER		29	30	33	34	35	36	37
DISPATCH PENALTY AT MAXIMUM		1.00	1.00	1.00	1.00	1.00	1.00	1.00
DISPATCH PENALTY AT MINIMUM		1.00	1.00	1.00	1.00	1.00	1.00	1.00

ENERGY MARGIN CAPACITY FACTOR	FRACTION	0.00	0.00	0.00	0.00	0.00	0.00	0.00
FIXED ANNUAL CAPACITY RATE	$/KW/YR	0.00	0.00	0.00	0.00	0.00	0.00	0.00
FIXED COSTS	$000/YR	2141.95	2787.92	-2003.94	-1751.55	-390.47	2716.23	2358.20
FIXED SEASONAL CAPACITY RATE	$/KW/SEA	0.00	0.00	0.00	0.00	0.00	0.00	0.00
FIXED SEASONAL RATE PROFILE		0	0	0	0	0	0	0
HEAT RATE PROFILE		29	30	33	34	35	36	37
MAINTENANCE REQUIREMENT	WKS/YEAR	0.00	0.00	0.00	0.00	0.00	0.00	0.00
MAINTENANCE SEASONAL METHOD		1	1	1	1	1	1	1
MAINTENANCE SEASONAL POINTER		0	0	0	0	0	0	0
[redacted]	[redacted]	[redacted]	[redacted]	[redacted]	[redacted]	[redacted]	[redacted]	[redacted]
MATURE OUTAGE RATE SEASONAL PROF		0	0	0	0	0	0	0
MAXIMUM CAPACITY	MW	95.00	240.00	210.00	210.00	210.00	200.00	200.00
MINIMUM CAPACITY	MW	25.00	75.00	70.00	70.00	70.00	50.00	50.00
MUST RUN INDICATOR		0	0	1	1	1	0	0
PARTIAL OUTAGE RATE	%	0.00	0.00	0.00	0.00	0.00	0.00	0.00
PARTIAL OUTAGE RATE SEASONAL PRO		0	0	0	0	0	0	0
PERCENT FIRM	%	70.30	68.50	93.93	93.93	93.57	87.58	88.82
RENEWABLE ENERGY CREDIT	RATIO	0.00	0.00	0.00	0.00	0.00	0.00	0.00
SEASONAL VARIABLE COST PROFILE		0	0	0	0	0	0	0
VARIABLE O AND M COSTS	$/MWH	3.69	3.69	3.00	3.00	3.00	3.22	3.22
-------- YEAR 2012 --------								
FIXED COSTS	$000/YR	3197.85	3801.28	-3673.11	-2480.97	-1248.74	268.49	-414.80
[redacted]	[redacted]	[redacted]	[redacted]	[redacted]	[redacted]	[redacted]	[redacted]	[redacted]
PERCENT FIRM	%	65.80	65.80	94.35	94.35	94.01	88.02	89.11
-------- YEAR 2013 --------								
FIXED COSTS	$000/YR	2716.74	2538.20	-3601.48	-3242.58	2649.01	1609.32	1275.99
[redacted]	[redacted]	[redacted]	[redacted]	[redacted]	[redacted]	[redacted]	[redacted]	[redacted]
PERCENT FIRM	%	61.30	63.10	93.86	93.87	93.50	87.36	86.31
-------- YEAR 2014 --------								
FIXED COSTS	$000/YR	460.27	195.80	3045.55	2978.62	4477.09	5507.67	442.43
-------- YEAR 2015 --------								
FIXED COSTS	$000/YR	2501.69	5483.80	0.00	0.00	0.00	0.00	0.00
[redacted]	[redacted]	[redacted]	[redacted]	[redacted]	[redacted]	[redacted]	[redacted]	[redacted]
PERCENT FIRM	%	0.00	0.00	0.00	0.00	0.00	0.00	0.00
-------- YEAR 2016 --------								
FIXED COSTS	$000/YR	0.00	0.00	0.00	0.00	0.00	0.00	0.00
[redacted]	[redacted]	[redacted]	[redacted]	[redacted]	[redacted]	[redacted]	[redacted]	[redacted]
-------- YEAR 2017 --------								
-------- YEAR 2018 --------								
-------- YEAR 2019 --------								
-------- YEAR 2020 --------								
-------- YEAR 2021 --------								
-------- YEAR 2022 --------								
-------- YEAR 2023 --------								
-------- YEAR 2024 --------								
-------- YEAR 2025 --------								
-------- YEAR 2026 --------								

NOTE: DATA DISPLAYED AFTER 2011 ONLY IF
VALUE CHANGED FROM PREVIOUS YEAR.

AEP EAST
GENERATION AND FUEL MODULE
INPUT SUMMARY REPORT

QUALIFIER = GAF.INPUT.THERMAL UNIT.

THERMAL UNIT		29 GLEN LYN 5	30 GLEN LYN 6	33 KAMMER 1	34 KAMMER 2	35 KAMMER 3	36 KANAWHA 1	37 KANAWHA 2
-------- YEAR 2027 --------								
-------- YEAR 2028 --------								
-------- YEAR 2029 --------								
-------- YEAR 2030 --------								
-------- YEAR 2031 --------								
-------- YEAR 2032 --------								
-------- YEAR 2033 --------								
-------- YEAR 2034 --------								
-------- YEAR 2035 --------								
-------- YEAR 2036 --------								
-------- YEAR 2037 --------								
MUST RUN INDICATOR		0	0	0	0	0	0	0
-------- YEAR 2038 --------								
-------- YEAR 2039 --------								
-------- YEAR 2040 --------								

THERMAL UNIT		38 KYGER 1	39 KYGER 2	40 KYGER 3	41 KYGER 4	42 KYGER 5	43 MITCHELL 1	44 MITCHELL 2
-------- YEAR 2011 --------								
ANCILLARY REVENUE RATE	$/MWH	0.00	0.00	0.00	0.00	0.00	0.00	0.00
AVERAGE HEAT RATE AT MAXIMUM	MBTU/MWH	0.00	0.00	0.00	0.00	0.00	0.00	0.00
AVERAGE HEAT RATE AT MINIMUM	MBTU/MWH	0.00	0.00	0.00	0.00	0.00	0.00	0.00
AVG HEAT RATE MAXIMUM SEASONAL P		0	0	0	0	0	0	0
AVG HEAT RATE MINIMUM SEASONAL P		0	0	0	0	0	0	0
BID PRICE AT INCREMENTAL	$/MWH	0.00	0.00	0.00	0.00	0.00	0.00	0.00
BID PRICE AT MINIMUM	$/MWH	0.00	0.00	0.00	0.00	0.00	0.00	0.00
BID PRICE CAPACITY FACTOR	%	0.00	0.00	0.00	0.00	0.00	0.00	0.00
BID PRICE COST FACTOR	%	0.00	0.00	0.00	0.00	0.00	0.00	0.00
BID PRICE INCREMENTAL SEASONAL P		0	0	0	0	0	0	0
BID PRICE MINIMUM SEASONAL POINT		0	0	0	0	0	0	0
CAPACITY REVENUE PROFILE		0	0	0	0	0	0	0
CAPACITY REVENUE RATE	$/KW	0.00	0.00	0.00	0.00	0.00	0.00	0.00
CAPACITY SEGMENT PROFILE		40	40	40	40	40	43	44
CAPITAL COSTS	$000	0.00	0.00	0.00	0.00	0.00	0.00	0.00
DERATION LIBRARY POINTER		38	39	40	41	42	43	44
DISPATCH PENALTY AT MAXIMUM		1.00	1.00	1.00	1.00	1.00	1.00	1.00
DISPATCH PENALTY AT MINIMUM		1.00	1.00	1.00	1.00	1.00	1.00	1.00
ENERGY MARGIN CAPACITY FACTOR	FRACTION	0.00	0.00	0.00	0.00	0.00	0.00	0.00
FIXED ANNUAL CAPACITY RATE	$/KW/YR	0.00	0.00	0.00	0.00	0.00	0.00	0.00
FIXED COSTS	$000/YR	0.00	0.00	0.00	0.00	0.00	15507.71	9509.78
FIXED SEASONAL CAPACITY RATE	$/KW/SEA	0.00	0.00	0.00	0.00	0.00	0.00	0.00
FIXED SEASONAL RATE PROFILE		0	0	0	0	0	0	0
HEAT RATE PROFILE		38	39	40	41	42	43	44
MAINTENANCE REQUIREMENT	WKS/YEAR	0.00	0.00	0.00	0.00	0.00	0.00	0.00
MAINTENANCE SEASONAL METHOD		1	1	1	1	1	1	1
MAINTENANCE SEASONAL POINTER		0	0	0	0	0	0	0
[redacted]	[redacted]	[redacted]	[redacted]	[redacted]	[redacted]	[redacted]	[redacted]	[redacted]
MATURE OUTAGE RATE SEASONAL PROF		0	0	0	0	0	0	0
MAXIMUM CAPACITY	MW	85.00	85.00	85.00	85.00	85.00	770.00	790.00
MINIMUM CAPACITY	MW	65.00	65.00	65.00	65.00	65.00	400.00	450.00
MUST RUN INDICATOR		0	0	0	0	0	1	1
PARTIAL OUTAGE RATE	%	0.00	0.00	0.00	0.00	0.00	0.00	0.00
PARTIAL OUTAGE RATE SEASONAL PRO		0	0	0	0	0	0	0
PERCENT FIRM	%	95.58	96.34	93.79	96.17	97.02	95.51	93.40
RENEWABLE ENERGY CREDIT	RATIO	0.00	0.00	0.00	0.00	0.00	0.00	0.00
SEASONAL VARIABLE COST PROFILE		0	0	0	0	0	250	250
VARIABLE O AND M COSTS	$/MWH	3.04	4.75	4.75	4.76	4.75	0.99	0.99
-------- YEAR 2012 --------								
FIXED COSTS	$000/YR	0.00	0.00	0.00	0.00	0.00	14689.20	20115.49
[redacted]	[redacted]	[redacted]	[redacted]	[redacted]	[redacted]	[redacted]	[redacted]	[redacted]
PERCENT FIRM	%	95.58	96.34	93.79	96.17	97.02	95.67	92.36
-------- YEAR 2013 --------								
FIXED COSTS	$000/YR	0.00	0.00	0.00	0.00	0.00	28481.47	19948.78
[redacted]	[redacted]	[redacted]	[redacted]	[redacted]	[redacted]	[redacted]	[redacted]	[redacted]
PERCENT FIRM	%	95.58	96.34	93.79	96.17	97.02	94.84	93.68
-------- YEAR 2014 --------								
FIXED COSTS	$000/YR	0.00	0.00	0.00	0.00	0.00	33085.17	32436.88
-------- YEAR 2015 --------								
FIXED COSTS	$000/YR	0.00	0.00	0.00	0.00	0.00	44301.90	54294.52
-------- YEAR 2016 --------								
FIXED COSTS	$000/YR	0.00	0.00	0.00	0.00	0.00	62727.03	53382.62
-------- YEAR 2017 --------								
FIXED COSTS	$000/YR	0.00	0.00	0.00	0.00	0.00	54048.07	53012.82

-------- YEAR 2018 --------								
FIXED COSTS	$000/YR	0.00	0.00	0.00	0.00	0.00	55440.17	70391.09
-------- YEAR 2019 --------								
FIXED COSTS	$000/YR	0.00	0.00	0.00	0.00	0.00	87033.54	59209.85
-------- YEAR 2020 --------								
FIXED COSTS	$000/YR	0.00	0.00	0.00	0.00	0.00	70477.80	64576.21
-------- YEAR 2021 --------								
FIXED COSTS	$000/YR	0.00	0.00	0.00	0.00	0.00	80119.77	67878.68
-------- YEAR 2022 --------								
FIXED COSTS	$000/YR	0.00	0.00	0.00	0.00	0.00	86167.53	69468.68
-------- YEAR 2023 --------								
FIXED COSTS	$000/YR	0.00	0.00	0.00	0.00	0.00	88026.24	71107.95
-------- YEAR 2024 --------								
FIXED COSTS	$000/YR	0.00	0.00	0.00	0.00	0.00	92714.93	73111.10
-------- YEAR 2025 --------								
FIXED COSTS	$000/YR	0.00	0.00	0.00	0.00	0.00	97758.68	76282.54
-------- YEAR 2026 --------								
FIXED COSTS	$000/YR	0.00	0.00	0.00	0.00	0.00	102437.53	77506.06
-------- YEAR 2027 --------								
FIXED COSTS	$000/YR	0.00	0.00	0.00	0.00	0.00	106089.99	79521.02
-------- YEAR 2028 --------								
FIXED COSTS	$000/YR	0.00	0.00	0.00	0.00	0.00	110647.30	83020.53
-------- YEAR 2029 --------								
FIXED COSTS	$000/YR	0.00	0.00	0.00	0.00	0.00	116458.92	84055.93
-------- YEAR 2030 --------								
FIXED COSTS	$000/YR	0.00	0.00	0.00	0.00	0.00	120066.42	86371.93
-------- YEAR 2031 --------								
FIXED COSTS	$000/YR	0.00	0.00	0.00	0.00	0.00	124046.51	87213.81
-------- YEAR 2032 --------								
FIXED COSTS	$000/YR	0.00	0.00	0.00	0.00	0.00	124662.20	87200.45
-------- YEAR 2033 --------								
FIXED COSTS	$000/YR	0.00	0.00	0.00	0.00	0.00	125943.17	84469.63
-------- YEAR 2034 --------								
FIXED COSTS	$000/YR	0.00	0.00	0.00	0.00	0.00	121100.41	77815.18
-------- YEAR 2035 --------								
FIXED COSTS	$000/YR	0.00	0.00	0.00	0.00	0.00	114192.70	68503.36
-------- YEAR 2036 --------								
FIXED COSTS	$000/YR	0.00	0.00	0.00	0.00	0.00	115353.04	65242.04
-------- YEAR 2037 --------								
FIXED COSTS	$000/YR	0.00	0.00	0.00	0.00	0.00	118220.80	67449.69

NOTE: DATA DISPLAYED AFTER 2011 ONLY IF
VALUE CHANGED FROM PREVIOUS YEAR.

AEP EAST
GENERATION AND FUEL MODULE
INPUT SUMMARY REPORT

QUALIFIER = GAF.INPUT.THERMAL UNIT.

THERMAL UNIT		38 KYGER 1	39 KYGER 2	40 KYGER 3	41 KYGER 4	42 KYGER 5	43 MITCHELL 1	44 MITCHELL 2
-------- YEAR 2038 --------								
FIXED COSTS	$000/YR	0.00	0.00	0.00	0.00	0.00	122697.82	66401.21
-------- YEAR 2039 --------								
FIXED COSTS	$000/YR	0.00	0.00	0.00	0.00	0.00	122223.04	66930.04
-------- YEAR 2040 --------								
FIXED COSTS	$000/YR	0.00	0.00	0.00	0.00	0.00	625039.19	294141.62

THERMAL UNIT		45 MOUNT_ER 1	46 MUSK RVR 1	47 MUSK RVR 2	48 MUSK RVR 3	49 MUSK RVR 4	50 MUSK RVR 5	51 P SPORN 1
-------- YEAR 2011 --------								
ANCILLARY REVENUE RATE	$/MWH	0.00	0.00	0.00	0.00	0.00	0.00	0.00
AVERAGE HEAT RATE AT MAXIMUM	MBTU/MWH	0.00	0.00	0.00	0.00	0.00	0.00	0.00
AVERAGE HEAT RATE AT MINIMUM	MBTU/MWH	0.00	0.00	0.00	0.00	0.00	0.00	0.00
AVG HEAT RATE MAXIMUM SEASONAL P		0	0	0	0	0	0	0
AVG HEAT RATE MINIMUM SEASONAL P		0	0	0	0	0	0	0
BID PRICE AT INCREMENTAL	$/MWH	0.00	0.00	0.00	0.00	0.00	0.00	0.00
BID PRICE AT MINIMUM	$/MWH	0.00	0.00	0.00	0.00	0.00	0.00	0.00
BID PRICE CAPACITY FACTOR	%	0.00	0.00	0.00	0.00	0.00	0.00	0.00
BID PRICE COST FACTOR	%	0.00	0.00	0.00	0.00	0.00	0.00	0.00
BID PRICE INCREMENTAL SEASONAL P		0	0	0	0	0	0	0
BID PRICE MINIMUM SEASONAL POINT		0	0	0	0	0	0	0
CAPACITY REVENUE PROFILE		0	0	0	0	0	0	0
CAPACITY REVENUE RATE	$/KW	0.00	0.00	0.00	0.00	0.00	0.00	0.00
CAPACITY SEGMENT PROFILE		45	46	47	48	49	50	51
CAPITAL COSTS	$000	0.00	0.00	0.00	0.00	0.00	0.00	0.00
DERATION LIBRARY POINTER		98	46	47	48	49	50	51
DISPATCH PENALTY AT MAXIMUM		1.00	1.00	1.00	1.00	1.00	1.00	1.00
DISPATCH PENALTY AT MINIMUM		1.00	1.00	1.00	1.00	1.00	1.00	1.00
ENERGY MARGIN CAPACITY FACTOR	FRACTION	0.00	0.00	0.00	0.00	0.00	0.00	0.00
FIXED ANNUAL CAPACITY RATE	$/KW/YR	0.00	0.00	0.00	0.00	0.00	0.00	0.00
FIXED COSTS	$000/YR	13534.59	-645.88	-753.76	-702.22	991.54	18686.00	-683.43
FIXED SEASONAL CAPACITY RATE	$/KW/SEA	0.00	0.00	0.00	0.00	0.00	0.00	0.00
FIXED SEASONAL RATE PROFILE		0	0	0	0	0	0	0
HEAT RATE PROFILE		45	46	47	48	49	50	51
MAINTENANCE REQUIREMENT	WKS/YEAR	0.00	0.00	0.00	0.00	0.00	0.00	0.00
MAINTENANCE SEASONAL METHOD		1	1	1	1	1	1	1
MAINTENANCE SEASONAL POINTER		0	0	0	0	0	0	0
[redacted]	[redacted]	[redacted]	[redacted]	[redacted]	[redacted]	[redacted]	[redacted]	[redacted]
MATURE OUTAGE RATE SEASONAL PROF		0	0	0	0	0	0	0
MAXIMUM CAPACITY	MW	1314.00	205.00	205.00	215.00	215.00	600.00	150.00
MINIMUM CAPACITY	MW	600.00	60.00	60.00	60.00	60.00	450.00	35.00
MUST RUN INDICATOR		1	0	0	0	0	1	0
PARTIAL OUTAGE RATE	%	0.00	0.00	0.00	0.00	0.00	0.00	0.00
PARTIAL OUTAGE RATE SEASONAL PRO		0	0	0	0	0	0	0
PERCENT FIRM	%	94.78	85.15	82.59	80.28	90.79	78.10	68.95
RENEWABLE ENERGY CREDIT	RATIO	0.00	0.00	0.00	0.00	0.00	0.00	0.00
SEASONAL VARIABLE COST PROFILE		250	0	0	0	0	0	0
VARIABLE O AND M COSTS	$/MWH	2.68	1.82	1.82	1.82	1.82	1.82	2.78
-------- YEAR 2012 --------								
FIXED COSTS	$000/YR	29605.59	531.26	1513.21	223.70	2279.04	24101.00	-387.05
[redacted]	[redacted]	[redacted]	[redacted]	[redacted]	[redacted]	[redacted]	[redacted]	[redacted]
PERCENT FIRM	%	94.97	85.53	83.04	80.79	87.44	85.73	67.33
-------- YEAR 2013 --------								
FIXED COSTS	$000/YR	35115.84	490.60	31.95	384.69	986.84	19057.00	-416.06
[redacted]	[redacted]	[redacted]	[redacted]	[redacted]	[redacted]	[redacted]	[redacted]	[redacted]
PERCENT FIRM	%	95.01	86.01	83.04	81.42	87.44	87.95	65.25
-------- YEAR 2014 --------								
FIXED COSTS	$000/YR	53294.17	5438.13	-1378.51	10953.20	-73.60	18096.00	1109.54
-------- YEAR 2015 --------								
FIXED COSTS	$000/YR	45879.80	0.00	0.00	0.00	0.00	62139.00	0.00
[redacted]	[redacted]	[redacted]	[redacted]	[redacted]	[redacted]	[redacted]	[redacted]	[redacted]
PERCENT FIRM	%	95.01	0.00	0.00	0.00	0.00	0.00	0.00
-------- YEAR 2016 --------								
FIXED COSTS	$000/YR	86618.34	0.00	0.00	0.00	0.00	0.00	0.00
[redacted]	[redacted]	[redacted]	[redacted]	[redacted]	[redacted]	[redacted]	[redacted]	[redacted]
-------- YEAR 2017 --------								
FIXED COSTS	$000/YR	73117.19	0.00	0.00	0.00	0.00	0.00	0.00
-------- YEAR 2018 --------								
FIXED COSTS	$000/YR	87219.08	0.00	0.00	0.00	0.00	0.00	0.00
-------- YEAR 2019 --------								
FIXED COSTS	$000/YR	80550.57	0.00	0.00	0.00	0.00	0.00	0.00
-------- YEAR 2020 --------								
FIXED COSTS	$000/YR	86465.66	0.00	0.00	0.00	0.00	0.00	0.00
-------- YEAR 2021 --------								
FIXED COSTS	$000/YR	91550.24	0.00	0.00	0.00	0.00	0.00	0.00
-------- YEAR 2022 --------								
FIXED COSTS	$000/YR	63191.60	0.00	0.00	0.00	0.00	0.00	0.00
-------- YEAR 2023 --------								

FIXED COSTS	$000/YR	63474.61	0.00	0.00	0.00	0.00	0.00	0.00
-------- YEAR 2024 --------								
FIXED COSTS	$000/YR	71955.60	0.00	0.00	0.00	0.00	0.00	0.00
-------- YEAR 2025 --------								
FIXED COSTS	$000/YR	69202.64	0.00	0.00	0.00	0.00	0.00	0.00
-------- YEAR 2026 --------								
FIXED COSTS	$000/YR	91234.39	0.00	0.00	0.00	0.00	0.00	0.00
-------- YEAR 2027 --------								
FIXED COSTS	$000/YR	73539.90	0.00	0.00	0.00	0.00	0.00	0.00
-------- YEAR 2028 --------								
FIXED COSTS	$000/YR	81342.54	0.00	0.00	0.00	0.00	0.00	0.00
-------- YEAR 2029 --------								
FIXED COSTS	$000/YR	79760.94	0.00	0.00	0.00	0.00	0.00	0.00
-------- YEAR 2030 --------								
FIXED COSTS	$000/YR	88078.74	0.00	0.00	0.00	0.00	0.00	0.00
-------- YEAR 2031 --------								
FIXED COSTS	$000/YR	80023.92	0.00	0.00	0.00	0.00	0.00	0.00
-------- YEAR 2032 --------								
FIXED COSTS	$000/YR	76195.13	0.00	0.00	0.00	0.00	0.00	0.00
-------- YEAR 2033 --------								
FIXED COSTS	$000/YR	67427.20	0.00	0.00	0.00	0.00	0.00	0.00
-------- YEAR 2034 --------								
FIXED COSTS	$000/YR	68825.85	0.00	0.00	0.00	0.00	0.00	0.00
-------- YEAR 2035 --------								
FIXED COSTS	$000/YR	61143.53	0.00	0.00	0.00	0.00	0.00	0.00
-------- YEAR 2036 --------								
FIXED COSTS	$000/YR	83592.85	0.00	0.00	0.00	0.00	0.00	0.00
-------- YEAR 2037 --------								
FIXED COSTS	$000/YR	59044.96	0.00	0.00	0.00	0.00	0.00	0.00
-------- YEAR 2038 --------								
FIXED COSTS	$000/YR	65166.14	0.00	0.00	0.00	0.00	0.00	0.00
-------- YEAR 2039 --------								
FIXED COSTS	$000/YR	61218.57	0.00	0.00	0.00	0.00	0.00	0.00
-------- YEAR 2040 --------								
FIXED COSTS	$000/YR	511774.31	0.00	0.00	0.00	0.00	0.00	0.00

THERMAL UNIT		52	53	54	55	56	57	58
		P SPORN	P SPORN	P SPORN	P SPORN	PICWAY	RPRET_IM	RPRUN_IM
		2	3	4	5	5	1	1
-------- YEAR 2011 --------								
ANCILLARY REVENUE RATE	$/MWH	0.00	0.00	0.00	0.00	0.00	0.00	0.00
AVERAGE HEAT RATE AT MAXIMUM	MBTU/MWH	0.00	0.00	0.00	0.00	0.00	0.00	0.00
AVERAGE HEAT RATE AT MINIMUM	MBTU/MWH	0.00	0.00	0.00	0.00	0.00	0.00	0.00
AVG HEAT RATE MAXIMUM SEASONAL P		0	0	0	0	0	0	0

NOTE: DATA DISPLAYED AFTER 2011 ONLY IF
VALUE CHANGED FROM PREVIOUS YEAR.

AEP EAST
GENERATION AND FUEL MODULE
INPUT SUMMARY REPORT

QUALIFIER = GAF.INPUT.THERMAL UNIT.

THERMAL UNIT		52 P SPORN 2	53 P SPORN 3	54 P SPORN 4	55 P SPORN 5	56 PICWAY 5	57 RPRET_IM 1	58 RPRUN_IM 1
-------- YEAR 2011 --------								
AVG HEAT RATE MINIMUM SEASONAL P		0	0	0	0	0	0	0
BID PRICE AT INCREMENTAL	$/MWH	0.00	0.00	0.00	0.00	0.00	0.00	0.00
BID PRICE AT MINIMUM	$/MWH	0.00	0.00	0.00	0.00	0.00	0.00	0.00
BID PRICE CAPACITY FACTOR	%	0.00	0.00	0.00	0.00	0.00	0.00	0.00
BID PRICE COST FACTOR	%	0.00	0.00	0.00	0.00	0.00	0.00	0.00
BID PRICE INCREMENTAL SEASONAL P		0	0	0	0	0	0	0
BID PRICE MINIMUM SEASONAL POINT		0	0	0	0	0	0	0
CAPACITY REVENUE PROFILE		0	0	0	0	0	0	0
CAPACITY REVENUE RATE	$/KW	0.00	0.00	0.00	0.00	0.00	0.00	0.00
CAPACITY SEGMENT PROFILE		52	53	54	55	56	58	58
CAPITAL COSTS	$000	0.00	0.00	0.00	0.00	0.00	0.00	0.00
DERATION LIBRARY POINTER		52	53	54	55	56	58	58
DISPATCH PENALTY AT MAXIMUM		1.00	1.00	1.00	1.00	1.00	1.00	1.00
DISPATCH PENALTY AT MINIMUM		1.00	1.00	1.00	1.00	1.00	1.00	1.00
ENERGY MARGIN CAPACITY FACTOR	FRACTION	0.00	0.00	0.00	0.00	0.00	0.00	0.00
FIXED ANNUAL CAPACITY RATE	$/KW/YR	0.00	0.00	0.00	0.00	0.00	0.00	0.00
FIXED COSTS	$000/YR	5229.59	3439.02	6772.53	0.00	2127.00	25550.00	25686.00
FIXED SEASONAL CAPACITY RATE	$/KW/SEA	0.00	0.00	0.00	0.00	0.00	0.00	0.00
FIXED SEASONAL RATE PROFILE		0	0	0	0	0	0	0
HEAT RATE PROFILE		52	53	54	55	56	58	58
MAINTENANCE REQUIREMENT	WKS/YEAR	0.00	0.00	0.00	0.00	0.00	0.00	0.00
MAINTENANCE SEASONAL METHOD		1	1	1	1	1	1	1
MAINTENANCE SEASONAL POINTER		0	0	0	0	0	0	0
[redacted]	[redacted]	[redacted]	[redacted]	[redacted]	[redacted]	[redacted]	[redacted]	[redacted]
MATURE OUTAGE RATE SEASONAL PROF		0	0	0	0	0	0	0
MAXIMUM CAPACITY	MW	150.00	150.00	150.00	450.00	100.00	1105.00	1105.00
MINIMUM CAPACITY	MW	35.00	35.00	35.00	270.00	10.00	370.00	370.00
MUST RUN INDICATOR		0	0	0	1	0	0	0
PARTIAL OUTAGE RATE	%	0.00	0.00	0.00	0.00	0.00	0.00	0.00
PARTIAL OUTAGE RATE SEASONAL PRO		0	0	0	0	0	0	0
PERCENT FIRM	%	68.95	75.70	75.70	0.00	92.69	92.00	92.00
RENEWABLE ENERGY CREDIT	RATIO	0.00	0.00	0.00	0.00	0.00	0.00	0.00
SEASONAL VARIABLE COST PROFILE		0	0	0	0	0	0	0
VARIABLE O AND M COSTS	$/MWH	3.39	2.78	3.39	3.39	6.64	0.99	0.99
-------- YEAR 2012 --------								
FIXED COSTS	$000/YR	6071.18	789.05	7579.46	0.00	1771.98	16062.00	16407.00
HEAT RATE PROFILE		52	111	112	55	56	58	58
[redacted]	[redacted]	[redacted]	[redacted]	[redacted]	[redacted]	[redacted]	[redacted]	[redacted]
PERCENT FIRM	%	67.33	72.10	72.10	0.00	92.35	92.90	92.90
-------- YEAR 2013 --------								
FIXED COSTS	$000/YR	7969.36	1049.08	7368.90	0.00	2520.73	18706.00	21159.00
[redacted]	[redacted]	[redacted]	[redacted]	[redacted]	[redacted]	[redacted]	[redacted]	[redacted]
PERCENT FIRM	%	65.25	68.50	68.50	0.00	91.84	93.00	93.00
-------- YEAR 2014 --------								
FIXED COSTS	$000/YR	9693.78	3490.42	9414.73	0.00	1449.62	17868.00	19977.00
-------- YEAR 2015 --------								
FIXED COSTS	$000/YR	0.00	0.00	0.00	0.00	0.00	22950.00	37160.00
[redacted]	[redacted]	[redacted]	[redacted]	[redacted]	[redacted]	[redacted]	[redacted]	[redacted]
PERCENT FIRM	%	0.00	0.00	0.00	0.00	0.00	93.00	93.00
-------- YEAR 2016 --------								
FIXED COSTS	$000/YR	0.00	0.00	0.00	0.00	0.00	0.00	0.00
[redacted]	[redacted]	[redacted]	[redacted]	[redacted]	[redacted]	[redacted]	[redacted]	[redacted]
PERCENT FIRM	%	0.00	0.00	0.00	0.00	0.00	0.00	0.00
-------- YEAR 2017 --------								
DERATION LIBRARY POINTER		52	53	54	55	56	59	59
-------- YEAR 2018 --------								
-------- YEAR 2019 --------								
-------- YEAR 2020 --------								
-------- YEAR 2021 --------								
-------- YEAR 2022 --------								
-------- YEAR 2023 --------								
-------- YEAR 2024 --------								
-------- YEAR 2025 --------								
-------- YEAR 2026 --------								
-------- YEAR 2027 --------								
-------- YEAR 2028 --------								
-------- YEAR 2029 --------								
-------- YEAR 2030 --------								
-------- YEAR 2031 --------								
-------- YEAR 2032 --------								
-------- YEAR 2033 --------								

-------- YEAR 2034 --------

-------- YEAR 2035 --------

-------- YEAR 2036 --------

-------- YEAR 2037 --------

MUST RUN INDICATOR		0	0	0	0	0	0	0

-------- YEAR 2038 --------

-------- YEAR 2039 --------

-------- YEAR 2040 --------

THERMAL UNIT		59	61	62	63	64	65	66
		ROCKP_IM	STUART	STUART	STUART	STUART	AMOS_AP	TANN 1-3
		2	1	2	3	4	3	1
-------- YEAR 2011 --------								
ANCILLARY REVENUE RATE	$/MWH	0.00	0.00	0.00	0.00	0.00	0.00	0.00
AVERAGE HEAT RATE AT MAXIMUM	MBTU/MWH	0.00	0.00	0.00	0.00	0.00	0.00	0.00
AVERAGE HEAT RATE AT MINIMUM	MBTU/MWH	0.00	0.00	0.00	0.00	0.00	0.00	0.00
AVG HEAT RATE MAXIMUM SEASONAL P		0	0	0	0	0	0	0
AVG HEAT RATE MINIMUM SEASONAL P		0	0	0	0	0	0	0
BID PRICE AT INCREMENTAL	$/MWH	0.00	0.00	0.00	0.00	0.00	0.00	0.00
BID PRICE AT MINIMUM	$/MWH	0.00	0.00	0.00	0.00	0.00	0.00	0.00
BID PRICE CAPACITY FACTOR	%	0.00	0.00	0.00	0.00	0.00	0.00	0.00
BID PRICE COST FACTOR	%	0.00	0.00	0.00	0.00	0.00	0.00	0.00
BID PRICE INCREMENTAL SEASONAL P		0	0	0	0	0	0	0
BID PRICE MINIMUM SEASONAL POINT		0	0	0	0	0	0	0
CAPACITY REVENUE PROFILE		0	0	0	0	0	0	0
CAPACITY REVENUE RATE	$/KW	0.00	0.00	0.00	0.00	0.00	0.00	0.00
CAPACITY SEGMENT PROFILE		59	138	138	138	138	105	66
CAPITAL COSTS	$000	0.00	0.00	0.00	0.00	0.00	0.00	0.00
DERATION LIBRARY POINTER		59	78	78	78	78	3	66
DISPATCH PENALTY AT MAXIMUM		1.00	1.00	1.00	1.00	1.00	1.00	1.00
DISPATCH PENALTY AT MINIMUM		1.00	1.00	1.00	1.00	1.00	1.00	1.00
ENERGY MARGIN CAPACITY FACTOR	FRACTION	0.00	0.00	0.00	0.00	0.00	0.00	0.00
FIXED ANNUAL CAPACITY RATE	$/KW/YR	0.00	0.00	0.00	0.00	0.00	0.00	0.00
FIXED COSTS	$000/YR	4695.00	5515.56	5944.26	5962.41	5690.38	37159.33	1620.81
FIXED SEASONAL CAPACITY RATE	$/KW/SEA	0.00	0.00	0.00	0.00	0.00	0.00	0.00
FIXED SEASONAL RATE PROFILE		0	0	0	0	0	0	0
HEAT RATE PROFILE		59	61	62	63	64	20	66
MAINTENANCE REQUIREMENT	WKS/YEAR	0.00	0.00	0.00	0.00	0.00	0.00	0.00
MAINTENANCE SEASONAL METHOD		1	1	1	1	1	1	1
MAINTENANCE SEASONAL POINTER		0	0	0	0	0	0	0
[redacted]	[redacted]	[redacted]	[redacted]	[redacted]	[redacted]	[redacted]	[redacted]	[redacted]
MATURE OUTAGE RATE SEASONAL PROF		0	0	0	0	0	0	0
MAXIMUM CAPACITY	MW	1105.00	150.00	150.00	150.00	150.00	429.00	145.00
MINIMUM CAPACITY	MW	305.00	104.00	104.00	104.00	104.00	231.00	50.00
MUST RUN INDICATOR		0	1	1	1	1	1	0
PARTIAL OUTAGE RATE	%	0.00	0.00	0.00	0.00	0.00	0.00	0.00
PARTIAL OUTAGE RATE SEASONAL PRO		0	0	0	0	0	0	0
PERCENT FIRM	%	93.69	91.61	91.11	91.91	91.50	95.24	84.00
RENEWABLE ENERGY CREDIT	RATIO	0.00	0.00	0.00	0.00	0.00	0.00	0.00
SEASONAL VARIABLE COST PROFILE		0	250	250	250	250	250	0
VARIABLE O AND M COSTS	$/MWH	0.69	1.97	1.97	1.97	1.97	1.84	3.25
-------- YEAR 2012 --------								
FIXED COSTS	$000/YR	17642.00	5955.74	5919.04	5978.96	5959.61	43716.21	1653.24

NOTE: DATA DISPLAYED AFTER 2011 ONLY IF
VALUE CHANGED FROM PREVIOUS YEAR.

AEP EAST
GENERATION AND FUEL MODULE
INPUT SUMMARY REPORT

QUALIFIER = GAF.INPUT.THERMAL UNIT.

THERMAL UNIT		59 ROCKP_IM 2	61 STUART 1	62 STUART 2	63 STUART 3	64 STUART 4	65 AMOS_AP 3	66 TANN 1-3 1
-------- YEAR 2012 --------								
HEAT RATE PROFILE		59	61	62	63	64	20	99
[redacted]	[redacted]	[redacted]	[redacted]	[redacted]	[redacted]	[redacted]	[redacted]	[redacted]
PERCENT FIRM	%	93.23	90.84	90.30	91.18	90.72	95.42	80.00
-------- YEAR 2013 --------								
FIXED COSTS	$000/YR	9555.00	7262.81	7062.07	7110.81	7093.72	53622.27	1907.39
[redacted]	[redacted]	[redacted]	[redacted]	[redacted]	[redacted]	[redacted]	[redacted]	[redacted]
PERCENT FIRM	%	92.76	90.08	89.50	90.44	89.95	95.45	78.00
-------- YEAR 2014 --------								
FIXED COSTS	$000/YR	19368.00	9037.65	9201.00	9231.32	9486.67	46278.29	-228.86
-------- YEAR 2015 --------								
FIXED COSTS	$000/YR	13262.00	9865.47	9846.30	9874.97	9866.69	57362.63	0.00
[redacted]	[redacted]	[redacted]	[redacted]	[redacted]	[redacted]	[redacted]	[redacted]	[redacted]
PERCENT FIRM	%	92.76	90.08	89.50	90.44	89.95	95.45	0.00
-------- YEAR 2016 --------								
FIXED COSTS	$000/YR	21073.00	11460.29	10974.28	11011.10	10999.26	67579.17	0.00
-------- YEAR 2017 --------								
FIXED COSTS	$000/YR	20184.00	11827.66	11955.97	12028.41	12019.51	68323.79	0.00
-------- YEAR 2018 --------								
FIXED COSTS	$000/YR	23459.00	12930.69	12879.30	12981.66	12954.39	57186.02	0.00
-------- YEAR 2019 --------								
FIXED COSTS	$000/YR	27041.00	12821.91	12563.08	12705.35	12651.45	68800.85	0.00
-------- YEAR 2020 --------								
FIXED COSTS	$000/YR	0.00	13035.51	13141.24	13304.03	13252.75	64944.07	0.00
[redacted]	[redacted]	[redacted]	[redacted]	[redacted]	[redacted]	[redacted]	[redacted]	[redacted]
PERCENT FIRM	%	0.00	90.08	89.50	90.44	89.95	95.45	0.00
-------- YEAR 2021 --------								
FIXED COSTS	$000/YR	0.00	14555.25	14454.39	14644.21	14566.40	68606.87	0.00
-------- YEAR 2022 --------								
FIXED COSTS	$000/YR	0.00	15265.31	14937.31	15138.02	15062.45	72604.18	0.00
-------- YEAR 2023 --------								
FIXED COSTS	$000/YR	0.00	15713.64	15820.87	16026.94	16281.04	73819.76	0.00
-------- YEAR 2024 --------								
FIXED COSTS	$000/YR	0.00	16553.55	16438.04	16655.13	16569.63	76601.47	0.00
-------- YEAR 2025 --------								
FIXED COSTS	$000/YR	0.00	17700.64	17025.17	17218.04	17137.65	88626.22	0.00
-------- YEAR 2026 --------								
FIXED COSTS	$000/YR	0.00	17996.40	18129.19	18324.12	18240.01	91235.02	0.00
-------- YEAR 2027 --------								
FIXED COSTS	$000/YR	0.00	18993.81	18885.88	19076.76	19007.23	94153.86	0.00
-------- YEAR 2028 --------								
FIXED COSTS	$000/YR	0.00	19793.28	19404.10	19629.13	19567.48	97079.59	0.00
-------- YEAR 2029 --------								
FIXED COSTS	$000/YR	0.00	20365.08	20476.53	20700.85	20630.38	100016.08	0.00
-------- YEAR 2030 --------								
FIXED COSTS	$000/YR	0.00	21474.46	21324.29	21559.76	21491.09	103067.47	0.00
-------- YEAR 2031 --------								
FIXED COSTS	$000/YR	0.00	21288.34	20862.72	21119.03	21041.73	103194.00	0.00
-------- YEAR 2032 --------								
FIXED COSTS	$000/YR	0.00	21114.10	21230.31	21472.09	21796.99	104880.97	0.00
-------- YEAR 2033 --------								
FIXED COSTS	$000/YR	0.00	21438.10	21288.69	21543.42	21463.11	104972.18	0.00
-------- YEAR 2034 --------								
FIXED COSTS	$000/YR	0.00	21707.67	20848.49	21112.83	21034.38	106253.63	0.00
-------- YEAR 2035 --------								
FIXED COSTS	$000/YR	0.00	20734.16	20872.92	21125.94	21056.32	107510.37	0.00
-------- YEAR 2036 --------								
FIXED COSTS	$000/YR	0.00	20867.78	20716.23	21014.19	20890.90	107532.63	0.00
-------- YEAR 2037 --------								
FIXED COSTS	$000/YR	0.00	20663.74	20209.50	20496.03	20380.10	110065.30	0.00
-------- YEAR 2038 --------								
FIXED COSTS	$000/YR	0.00	20855.71	21005.35	21275.72	21174.55	112670.43	0.00
-------- YEAR 2039 --------								
FIXED COSTS	$000/YR	0.00	21722.25	21564.56	21859.23	21737.52	114701.17	0.00
-------- YEAR 2040 --------								
FIXED COSTS	$000/YR	0.00	113179.22	112714.05	113037.29	112912.03	330344.00	0.00

THERMAL UNIT		67 TANN 1-3 2	68 TANN 1-3 3	69 TANN 4 4	70 ZIMMER 1	71 ROBTMONE 1	72 ROBTMONE 2	73 ROBTMONE 3
-------- YEAR 2011 --------								
ANCILLARY REVENUE RATE	$/MWH	0.00	0.00	0.00	0.00	0.00	0.00	0.00
AVERAGE HEAT RATE AT MAXIMUM	MBTU/MWH	0.00	0.00	0.00	0.00	0.00	0.00	0.00
AVERAGE HEAT RATE AT MINIMUM	MBTU/MWH	0.00	0.00	0.00	0.00	0.00	0.00	0.00
AVG HEAT RATE MAXIMUM SEASONAL P		0	0	0	0	0	0	0
AVG HEAT RATE MINIMUM SEASONAL P		0	0	0	0	0	0	0
BID PRICE AT INCREMENTAL	$/MWH	0.00	0.00	0.00	0.00	0.00	0.00	0.00
BID PRICE AT MINIMUM	$/MWH	0.00	0.00	0.00	0.00	0.00	0.00	0.00
BID PRICE CAPACITY FACTOR	%	0.00	0.00	0.00	0.00	0.00	0.00	0.00
BID PRICE COST FACTOR	%	0.00	0.00	0.00	0.00	0.00	0.00	0.00
BID PRICE INCREMENTAL SEASONAL P		0	0	0	0	0	0	0
BID PRICE MINIMUM SEASONAL POINT		0	0	0	0	0	0	0
CAPACITY REVENUE PROFILE		0	0	0	0	0	0	0
CAPACITY REVENUE RATE	$/KW	0.00	0.00	0.00	0.00	0.00	0.00	0.00
CAPACITY SEGMENT PROFILE		67	68	69	70	111	112	113
CAPITAL COSTS	$000	0.00	0.00	0.00	0.00	0.00	0.00	0.00
DERATION LIBRARY POINTER		67	68	69	70	71	72	73
DISPATCH PENALTY AT MAXIMUM		1.00	1.00	1.00	1.00	1.00	1.00	1.00
DISPATCH PENALTY AT MINIMUM		1.00	1.00	1.00	1.00	1.00	1.00	1.00
ENERGY MARGIN CAPACITY FACTOR	FRACTION	0.00	0.00	0.00	0.00	0.00	0.00	0.00
FIXED ANNUAL CAPACITY RATE	$/KW/YR	0.00	0.00	0.00	0.00	0.00	0.00	0.00
FIXED COSTS	$000/YR	1618.98	5250.53	-1827.00	6217.46	0.00	0.00	0.00
FIXED SEASONAL CAPACITY RATE	$/KW/SEA	0.00	0.00	0.00	0.00	0.00	0.00	0.00
FIXED SEASONAL RATE PROFILE		0	0	0	0	0	0	0
HEAT RATE PROFILE		67	68	69	70	0	0	0
MAINTENANCE REQUIREMENT	WKS/YEAR	0.00	0.00	0.00	0.00	0.00	0.00	0.00
MAINTENANCE SEASONAL METHOD		1	1	1	1	1	1	1
MAINTENANCE SEASONAL POINTER		0	0	0	0	0	0	0
[redacted]	[redacted]	[redacted]	[redacted]	[redacted]	[redacted]	[redacted]	[redacted]	[redacted]
MATURE OUTAGE RATE SEASONAL PROF		0	0	0	0	0	0	0
MAXIMUM CAPACITY	MW	145.00	205.00	500.00	330.00	175.00	175.00	175.00
MINIMUM CAPACITY	MW	50.00	65.00	200.00	165.00	173.00	173.00	173.00
MUST RUN INDICATOR		0	0	0	1	0	0	0
PARTIAL OUTAGE RATE	%	0.00	0.00	0.00	0.00	0.00	0.00	0.00
PARTIAL OUTAGE RATE SEASONAL PRO		0	0	0	0	0	0	0
PERCENT FIRM	%	91.00	86.00	84.00	92.42	98.00	98.00	98.00
RENEWABLE ENERGY CREDIT	RATIO	0.00	0.00	0.00	0.00	0.00	0.00	0.00
SEASONAL VARIABLE COST PROFILE		0	0	0	0	0	0	0
VARIABLE O AND M COSTS	$/MWH	3.25	3.25	3.25	1.97	11.86	11.86	11.86
-------- YEAR 2012 --------								
FIXED COSTS	$000/YR	1739.59	-2032.03	2827.00	19337.31	0.00	0.00	0.00
HEAT RATE PROFILE		100	101	69	70	0	0	0
MATURE FORCED OUTAGE RATE	%	14.00	14.00	17.00	7.58	2.00	2.00	2.00
PERCENT FIRM	%	87.00	86.00	83.00	92.42	98.00	98.00	98.00
-------- YEAR 2013 --------								
FIXED COSTS	$000/YR	2022.52	-804.10	15698.00	8278.27	0.00	0.00	0.00
MATURE FORCED OUTAGE RATE	%	17.00	22.00	20.00	7.58	2.00	2.00	2.00
PERCENT FIRM	%	83.00	79.00	80.00	92.42	98.00	98.00	98.00
-------- YEAR 2014 --------								
FIXED COSTS	$000/YR	1574.83	9389.14	0.00	9666.10	0.00	0.00	0.00
-------- YEAR 2015 --------								
FIXED COSTS	$000/YR	0.00	0.00	0.00	18646.52	0.00	0.00	0.00
MATURE FORCED OUTAGE RATE	%	100.00	100.00	20.00	7.58	2.00	2.00	2.00

NOTE: DATA DISPLAYED AFTER 2011 ONLY IF
VALUE CHANGED FROM PREVIOUS YEAR.

AEP EAST
GENERATION AND FUEL MODULE
INPUT SUMMARY REPORT

QUALIFIER = GAF.INPUT.THERMAL UNIT.

THERMAL UNIT		67 TANN 1-3 2	68 TANN 1-3 3	69 TANN 4 4	70 ZIMMER 1	71 ROBTMONE 1	72 ROBTMONE 2	73 ROBTMONE 3
-------- YEAR 2015 --------								
PERCENT FIRM	%	0.00	0.00	80.00	92.42	98.00	98.00	98.00
-------- YEAR 2016 --------								
FIXED COSTS	$000/YR	0.00	0.00	0.00	20673.88	0.00	0.00	0.00
-------- YEAR 2017 --------								
FIXED COSTS	$000/YR	0.00	0.00	0.00	27677.58	0.00	0.00	0.00
-------- YEAR 2018 --------								
FIXED COSTS	$000/YR	0.00	0.00	0.00	27623.17	0.00	0.00	0.00
-------- YEAR 2019 --------								
FIXED COSTS	$000/YR	0.00	0.00	0.00	26439.90	0.00	0.00	0.00
-------- YEAR 2020 --------								
FIXED COSTS	$000/YR	0.00	0.00	0.00	27045.17	0.00	0.00	0.00
[redacted]	[redacted]	[redacted]	[redacted]	[redacted]	[redacted]	[redacted]	[redacted]	[redacted]
PERCENT FIRM	%	0.00	0.00	0.00	92.42	98.00	98.00	98.00
-------- YEAR 2021 --------								
FIXED COSTS	$000/YR	0.00	0.00	0.00	31986.48	0.00	0.00	0.00
-------- YEAR 2022 --------								
FIXED COSTS	$000/YR	0.00	0.00	0.00	32708.40	0.00	0.00	0.00
-------- YEAR 2023 --------								
FIXED COSTS	$000/YR	0.00	0.00	0.00	33694.63	0.00	0.00	0.00
-------- YEAR 2024 --------								
FIXED COSTS	$000/YR	0.00	0.00	0.00	36097.59	0.00	0.00	0.00
-------- YEAR 2025 --------								
FIXED COSTS	$000/YR	0.00	0.00	0.00	37151.57	0.00	0.00	0.00
-------- YEAR 2026 --------								
FIXED COSTS	$000/YR	0.00	0.00	0.00	39277.87	0.00	0.00	0.00
-------- YEAR 2027 --------								
FIXED COSTS	$000/YR	0.00	0.00	0.00	42571.22	0.00	0.00	0.00
-------- YEAR 2028 --------								
FIXED COSTS	$000/YR	0.00	0.00	0.00	42810.20	0.00	0.00	0.00
-------- YEAR 2029 --------								
FIXED COSTS	$000/YR	0.00	0.00	0.00	44705.30	0.00	0.00	0.00
-------- YEAR 2030 --------								
FIXED COSTS	$000/YR	0.00	0.00	0.00	47806.64	0.00	0.00	0.00
-------- YEAR 2031 --------								
FIXED COSTS	$000/YR	0.00	0.00	0.00	46388.62	0.00	0.00	0.00
-------- YEAR 2032 --------								
FIXED COSTS	$000/YR	0.00	0.00	0.00	45161.65	0.00	0.00	0.00
-------- YEAR 2033 --------								
FIXED COSTS	$000/YR	0.00	0.00	0.00	47642.45	0.00	0.00	0.00
-------- YEAR 2034 --------								
FIXED COSTS	$000/YR	0.00	0.00	0.00	46539.52	0.00	0.00	0.00
-------- YEAR 2035 --------								
FIXED COSTS	$000/YR	0.00	0.00	0.00	46292.60	0.00	0.00	0.00
-------- YEAR 2036 --------								
FIXED COSTS	$000/YR	0.00	0.00	0.00	48925.32	0.00	0.00	0.00
-------- YEAR 2037 --------								
FIXED COSTS	$000/YR	0.00	0.00	0.00	48310.54	0.00	0.00	0.00
-------- YEAR 2038 --------								
FIXED COSTS	$000/YR	0.00	0.00	0.00	47564.16	0.00	0.00	0.00
-------- YEAR 2039 --------								
FIXED COSTS	$000/YR	0.00	0.00	0.00	50889.60	0.00	0.00	0.00
-------- YEAR 2040 --------								
FIXED COSTS	$000/YR	0.00	0.00	0.00	268942.22	0.00	0.00	0.00

THERMAL UNIT		74 0	75 CEREDO 1	76 CEREDO 2	77 CEREDO 3	78 CEREDO 4	79 CEREDO 5	80 CEREDO 6
-------- YEAR 2011 --------								
ANCILLARY REVENUE RATE	$/MWH	0.00	0.00	0.00	0.00	0.00	0.00	0.00
AVERAGE HEAT RATE AT MAXIMUM	MBTU/MWH	0.00	0.00	0.00	0.00	0.00	0.00	0.00
AVERAGE HEAT RATE AT MINIMUM	MBTU/MWH	0.00	0.00	0.00	0.00	0.00	0.00	0.00
AVG HEAT RATE MAXIMUM SEASONAL P		0	0	0	0	0	0	0
AVG HEAT RATE MINIMUM SEASONAL P		0	0	0	0	0	0	0
BID PRICE AT INCREMENTAL	$/MWH	0.00	0.00	0.00	0.00	0.00	0.00	0.00
BID PRICE AT MINIMUM	$/MWH	0.00	0.00	0.00	0.00	0.00	0.00	0.00
BID PRICE CAPACITY FACTOR	%	0.00	0.00	0.00	0.00	0.00	0.00	0.00
BID PRICE COST FACTOR	%	0.00	0.00	0.00	0.00	0.00	0.00	0.00

BID PRICE INCREMENTAL SEASONAL P		0	0	0	0	0	0	0
BID PRICE MINIMUM SEASONAL POINT		0	0	0	0	0	0	0
CAPACITY REVENUE PROFILE		0	0	0	0	0	0	0
CAPACITY REVENUE RATE	$/KW	0.00	0.00	0.00	0.00	0.00	0.00	0.00
CAPACITY SEGMENT PROFILE		0	96	96	96	96	96	96
CAPITAL COSTS	$000	0.00	0.00	0.00	0.00	0.00	0.00	0.00
DERATION LIBRARY POINTER		0	142	143	144	145	146	147
DISPATCH PENALTY AT MAXIMUM		1.00	1.00	1.00	1.00	1.00	1.00	1.00
DISPATCH PENALTY AT MINIMUM		1.00	1.00	1.00	1.00	1.00	1.00	1.00
ENERGY MARGIN CAPACITY FACTOR	FRACTION	0.00	0.00	0.00	0.00	0.00	0.00	0.00
FIXED ANNUAL CAPACITY RATE	$/KW/YR	0.00	0.00	0.00	0.00	0.00	0.00	0.00
FIXED COSTS	$000/YR	0.00	-1234.75	-1011.50	-910.74	-1329.89	-951.26	-865.11
FIXED SEASONAL CAPACITY RATE	$/KW/SEA	0.00	0.00	0.00	0.00	0.00	0.00	0.00
FIXED SEASONAL RATE PROFILE		0	0	0	0	0	0	0
HEAT RATE PROFILE		0	91	92	93	94	95	96
MAINTENANCE REQUIREMENT	WKS/YEAR	0.00	0.00	0.00	0.00	0.00	0.00	0.00
MAINTENANCE SEASONAL METHOD		1	1	1	1	1	1	1
MAINTENANCE SEASONAL POINTER		0	0	0	0	0	0	0
[redacted]	[redacted]	[redacted]	[redacted]	[redacted]	[redacted]	[redacted]	[redacted]	[redacted]
MATURE OUTAGE RATE SEASONAL PROF		0	0	0	0	0	0	0
MAXIMUM CAPACITY	MW	0.00	86.00	86.00	86.00	86.00	86.00	86.00
MINIMUM CAPACITY	MW	0.00	84.00	84.00	84.00	84.00	84.00	84.00
MUST RUN INDICATOR		0	0	0	0	0	0	0
PARTIAL OUTAGE RATE	%	0.00	0.00	0.00	0.00	0.00	0.00	0.00
PARTIAL OUTAGE RATE SEASONAL PRO		0	0	0	0	0	0	0
PERCENT FIRM	%	0.00	98.00	98.00	98.00	98.00	98.00	98.00
RENEWABLE ENERGY CREDIT	RATIO	0.00	0.00	0.00	0.00	0.00	0.00	0.00
SEASONAL VARIABLE COST PROFILE		0	0	0	0	0	0	0
VARIABLE O AND M COSTS	$/MWH	0.00	5.18	5.18	5.18	5.18	5.18	5.18
-------- YEAR 2012 --------								
FIXED COSTS	$000/YR	0.00	-1004.17	-696.97	-411.97	-1410.15	-936.57	-478.99
-------- YEAR 2013 --------								
FIXED COSTS	$000/YR	0.00	-1146.43	-1003.63	-788.44	-927.31	-615.53	-294.44
-------- YEAR 2014 --------								
FIXED COSTS	$000/YR	0.00	118.43	140.14	219.87	8.99	144.61	256.69
-------- YEAR 2015 --------								
FIXED COSTS	$000/YR	0.00	998.57	287.04	350.40	283.31	363.28	385.03
-------- YEAR 2016 --------								
FIXED COSTS	$000/YR	0.00	1054.64	334.43	390.69	279.14	368.96	415.70
-------- YEAR 2017 --------								
FIXED COSTS	$000/YR	0.00	993.79	278.41	348.56	206.04	316.14	375.37
-------- YEAR 2018 --------								
FIXED COSTS	$000/YR	0.00	1048.28	332.70	397.95	277.07	376.43	428.77
-------- YEAR 2019 --------								
FIXED COSTS	$000/YR	0.00	1034.72	321.98	393.41	255.58	366.63	427.21
-------- YEAR 2020 --------								
FIXED COSTS	$000/YR	0.00	1038.74	328.36	403.79	257.38	375.52	473.30
-------- YEAR 2021 --------								
FIXED COSTS	$000/YR	0.00	1097.76	379.17	466.92	365.24	372.82	433.52
-------- YEAR 2022 --------								
FIXED COSTS	$000/YR	0.00	1063.47	360.67	445.12	276.67	452.55	487.16

NOTE: DATA DISPLAYED AFTER 2011 ONLY IF
VALUE CHANGED FROM PREVIOUS YEAR.

AEP EAST
GENERATION AND FUEL MODULE
INPUT SUMMARY REPORT

QUALIFIER = GAF.INPUT.THERMAL UNIT.

THERMAL UNIT		74	75 CEREDO	76 CEREDO	77 CEREDO	78 CEREDO	79 CEREDO	80 CEREDO
		0	1	2	3	4	5	6
-------- YEAR 2023 --------								
FIXED COSTS	$000/YR	0.00	1107.10	395.20	469.91	334.92	438.99	502.71
-------- YEAR 2024 --------								
FIXED COSTS	$000/YR	0.00	1212.63	469.09	539.39	368.79	486.15	572.83
-------- YEAR 2025 --------								
FIXED COSTS	$000/YR	0.00	1164.61	454.60	533.17	383.71	503.68	570.23
-------- YEAR 2026 --------								
FIXED COSTS	$000/YR	0.00	1230.84	524.59	607.22	449.65	576.25	645.02
-------- YEAR 2027 --------								
FIXED COSTS	$000/YR	0.00	1196.58	489.56	576.20	408.53	540.17	609.24
-------- YEAR 2028 --------								
FIXED COSTS	$000/YR	0.00	1230.81	525.26	612.16	444.68	579.50	653.35
-------- YEAR 2029 --------								
FIXED COSTS	$000/YR	0.00	1255.60	552.70	640.71	550.13	608.74	724.26
-------- YEAR 2030 --------								
FIXED COSTS	$000/YR	0.00	1344.22	631.78	729.39	496.22	678.26	695.31
-------- YEAR 2031 --------								
FIXED COSTS	$000/YR	0.00	1280.14	571.28	655.77	499.33	624.56	698.29
-------- YEAR 2032 --------								
FIXED COSTS	$000/YR	0.00	1219.16	512.95	601.44	576.46	568.71	642.72
-------- YEAR 2033 --------								
FIXED COSTS	$000/YR	0.00	1237.30	533.51	625.01	448.02	587.51	725.01
-------- YEAR 2034 --------								
FIXED COSTS	$000/YR	0.00	1230.57	531.60	629.16	463.80	639.49	675.58
-------- YEAR 2035 --------								
FIXED COSTS	$000/YR	0.00	553.96	545.29	685.51	425.52	566.71	643.46
-------- YEAR 2036 --------								
FIXED COSTS	$000/YR	0.00	476.63	545.14	649.48	432.96	610.63	687.45
-------- YEAR 2037 --------								
FIXED COSTS	$000/YR	0.00	447.96	493.19	588.45	416.70	555.03	636.87
-------- YEAR 2038 --------								
FIXED COSTS	$000/YR	0.00	449.93	496.33	593.63	414.56	560.49	685.49
-------- YEAR 2039 --------								
FIXED COSTS	$000/YR	0.00	440.84	488.66	589.53	405.95	555.83	639.16
-------- YEAR 2040 --------								
FIXED COSTS	$000/YR	0.00	3915.90	3959.60	4153.10	3902.01	3942.14	4031.82

THERMAL UNIT		81 DARBY 1	82 DARBY 2	83 DARBY 3	84 DARBY 4	85 DARBY 5	86 DARBY 6	87 LWBG WIN 1
-------- YEAR 2011 --------								
ANCILLARY REVENUE RATE	$/MWH	0.00	0.00	0.00	0.00	0.00	0.00	0.00
[redacted]	[redacted]	[redacted]	[redacted]	[redacted]	[redacted]	[redacted]	[redacted]	[redacted]
AVG HEAT RATE MAXIMUM SEASONAL P		0	0	0	0	0	0	0
AVG HEAT RATE MINIMUM SEASONAL P		0	0	0	0	0	0	0
BID PRICE AT INCREMENTAL	$/MWH	0.00	0.00	0.00	0.00	0.00	0.00	0.00
BID PRICE AT MINIMUM	$/MWH	0.00	0.00	0.00	0.00	0.00	0.00	0.00
BID PRICE CAPACITY FACTOR	%	0.00	0.00	0.00	0.00	0.00	0.00	0.00
BID PRICE COST FACTOR	%	0.00	0.00	0.00	0.00	0.00	0.00	0.00
BID PRICE INCREMENTAL SEASONAL P		0	0	0	0	0	0	0
BID PRICE MINIMUM SEASONAL POINT		0	0	0	0	0	0	0
CAPACITY REVENUE PROFILE		0	0	0	0	0	0	0
CAPACITY REVENUE RATE	$/KW	0.00	0.00	0.00	0.00	0.00	0.00	0.00
CAPACITY SEGMENT PROFILE		97	97	97	97	97	97	153
CAPITAL COSTS	$000	0.00	0.00	0.00	0.00	0.00	0.00	0.00
DERATION LIBRARY POINTER		116	116	116	136	136	136	138
DISPATCH PENALTY AT MAXIMUM		1.00	1.00	1.00	1.00	1.00	1.00	1.00
DISPATCH PENALTY AT MINIMUM		1.00	1.00	1.00	1.00	1.00	1.00	1.00
ENERGY MARGIN CAPACITY FACTOR	FRACTION	0.00	0.00	0.00	0.00	0.00	0.00	0.00
FIXED ANNUAL CAPACITY RATE	$/KW/YR	0.00	0.00	0.00	0.00	0.00	0.00	0.00
FIXED COSTS	$000/YR	10.49	36.33	59.41	82.07	102.49	121.80	0.00
FIXED SEASONAL CAPACITY RATE	$/KW/SEA	0.00	0.00	0.00	0.00	0.00	0.00	0.00
FIXED SEASONAL RATE PROFILE		0	0	0	0	0	0	0
HEAT RATE PROFILE		91	91	91	91	91	91	122
MAINTENANCE REQUIREMENT	WKS/YEAR	0.00	0.00	0.00	0.00	0.00	0.00	0.00
MAINTENANCE SEASONAL METHOD		1	1	1	1	1	1	1
MAINTENANCE SEASONAL POINTER		0	0	0	0	0	0	0
MATURE FORCED OUTAGE RATE	%	2.00	2.00	2.00	2.00	2.00	2.00	1.78
MATURE OUTAGE RATE SEASONAL PROF		0	0	0	0	0	0	0
MAXIMUM CAPACITY	MW	85.00	85.00	85.00	85.00	85.00	85.00	593.00
MINIMUM CAPACITY	MW	83.00	83.00	83.00	83.00	83.00	83.00	140.00
MUST RUN INDICATOR		0	0	0	0	0	0	0
PARTIAL OUTAGE RATE	%	0.00	0.00	0.00	0.00	0.00	0.00	0.00
PARTIAL OUTAGE RATE SEASONAL PRO		0	0	0	0	0	0	0
PERCENT FIRM	%	98.00	98.00	98.00	98.00	98.00	98.00	0.00

RENEWABLE ENERGY CREDIT	RATIO	0.00	0.00	0.00	0.00	0.00	0.00	0.00
SEASONAL VARIABLE COST PROFILE		0	0	0	0	0	0	0
VARIABLE O AND M COSTS	$/MWH	5.34	5.34	5.34	5.34	5.34	5.34	3.82
-------- YEAR 2012 --------								
FIXED COSTS	$000/YR	232.30	247.44	259.59	272.59	284.34	294.92	0.00
-------- YEAR 2013 --------								
FIXED COSTS	$000/YR	116.99	135.44	152.90	169.19	184.47	198.93	0.00
-------- YEAR 2014 --------								
FIXED COSTS	$000/YR	120.08	139.04	156.86	194.75	204.64	218.66	0.00
-------- YEAR 2015 --------								
FIXED COSTS	$000/YR	206.08	209.68	231.70	223.07	239.97	255.43	0.00
-------- YEAR 2016 --------								
FIXED COSTS	$000/YR	400.51	418.76	435.19	450.25	464.58	477.79	0.00
-------- YEAR 2017 --------								
FIXED COSTS	$000/YR	414.33	436.11	456.04	474.76	491.82	507.23	0.00
-------- YEAR 2018 --------								
FIXED COSTS	$000/YR	247.13	269.84	291.93	311.80	331.07	348.40	0.00
-------- YEAR 2019 --------								
FIXED COSTS	$000/YR	261.19	284.79	306.90	327.13	346.19	364.32	0.00
-------- YEAR 2020 --------								
FIXED COSTS	$000/YR	208.69	230.58	252.34	270.92	319.06	334.61	0.00
-------- YEAR 2021 --------								
FIXED COSTS	$000/YR	317.42	344.05	368.00	390.77	412.17	455.77	0.00
-------- YEAR 2022 --------								
FIXED COSTS	$000/YR	243.94	274.54	296.78	321.17	347.61	406.03	0.00
-------- YEAR 2023 --------								
FIXED COSTS	$000/YR	238.69	271.02	301.18	329.28	355.57	410.75	0.00
-------- YEAR 2024 --------								
FIXED COSTS	$000/YR	286.08	316.37	344.75	402.21	412.96	445.27	0.00
-------- YEAR 2025 --------								
FIXED COSTS	$000/YR	334.67	347.12	392.75	369.30	396.75	451.21	0.00
-------- YEAR 2026 --------								
FIXED COSTS	$000/YR	355.54	387.06	417.73	445.51	471.83	526.45	0.00
-------- YEAR 2027 --------								
FIXED COSTS	$000/YR	365.27	399.43	431.04	459.46	487.07	536.20	0.00
-------- YEAR 2028 --------								
FIXED COSTS	$000/YR	352.00	386.27	420.03	451.02	479.53	533.95	0.00
-------- YEAR 2029 --------								
FIXED COSTS	$000/YR	426.82	460.29	491.53	520.31	547.32	594.27	0.00
-------- YEAR 2030 --------								
FIXED COSTS	$000/YR	419.82	445.86	476.77	505.05	574.45	597.04	0.00

NOTE: DATA DISPLAYED AFTER 2011 ONLY IF
VALUE CHANGED FROM PREVIOUS YEAR.

AEP EAST
GENERATION AND FUEL MODULE
INPUT SUMMARY REPORT

QUALIFIER = GAF.INPUT.THERMAL UNIT.

THERMAL UNIT		81 DARBY 1	82 DARBY 2	83 DARBY 3	84 DARBY 4	85 DARBY 5	86 DARBY 6	87 LWBG WIN 1
-------- YEAR 2031 --------								
FIXED COSTS	$000/YR	480.50	513.33	545.45	574.10	601.90	647.81	0.00
-------- YEAR 2032 --------								
FIXED COSTS	$000/YR	434.61	471.24	498.70	528.69	561.15	618.34	0.00
-------- YEAR 2033 --------								
FIXED COSTS	$000/YR	437.08	477.84	515.85	551.36	584.31	639.92	0.00
-------- YEAR 2034 --------								
FIXED COSTS	$000/YR	446.69	487.98	526.59	599.88	612.33	651.77	0.00
-------- YEAR 2035 --------								
FIXED COSTS	$000/YR	515.84	522.11	603.51	563.73	599.84	659.86	0.00
-------- YEAR 2036 --------								
FIXED COSTS	$000/YR	455.92	500.45	541.93	580.87	617.65	681.72	0.00
-------- YEAR 2037 --------								
FIXED COSTS	$000/YR	488.01	525.61	564.88	597.22	631.12	681.73	0.00
-------- YEAR 2038 --------								
FIXED COSTS	$000/YR	439.62	481.87	519.17	558.82	592.25	650.08	0.00
-------- YEAR 2039 --------								
FIXED COSTS	$000/YR	490.31	531.92	571.12	608.06	642.70	697.25	0.00
-------- YEAR 2040 --------								
FIXED COSTS	$000/YR	2579.29	2613.71	2651.82	2689.87	2760.77	2791.09	0.00

THERMAL UNIT		88 LWBG WIN 2	89 LWBG SMR 1	90 LWBG SMR 2	91 WATR CC 1	92 WATR2 1	93 DRESDEN 1	94 DRESD2 1
-------- YEAR 2011 --------								
ANCILLARY REVENUE RATE	$/MWH	0.00	0.00	0.00	0.00	0.00	0.00	0.00
[redacted]	[redacted]	[redacted]	[redacted]	[redacted]	[redacted]	[redacted]	[redacted]	[redacted]
AVG HEAT RATE MAXIMUM SEASONAL P		0	0	0	0	0	0	0
AVG HEAT RATE MINIMUM SEASONAL P		0	0	0	0	0	0	0
BID PRICE AT INCREMENTAL	$/MWH	0.00	0.00	0.00	0.00	0.00	0.00	0.00
BID PRICE AT MINIMUM	$/MWH	0.00	0.00	0.00	0.00	0.00	0.00	0.00
BID PRICE CAPACITY FACTOR	%	0.00	0.00	0.00	0.00	0.00	0.00	0.00
BID PRICE COST FACTOR	%	0.00	0.00	0.00	0.00	0.00	0.00	0.00
BID PRICE INCREMENTAL SEASONAL P		0	0	0	0	0	0	0
BID PRICE MINIMUM SEASONAL POINT		0	0	0	0	0	0	0
CAPACITY REVENUE PROFILE		0	0	0	0	0	0	0
CAPACITY REVENUE RATE	$/KW	0.00	0.00	0.00	0.00	0.00	0.00	0.00
CAPACITY SEGMENT PROFILE		153	153	153	109	109	162	162
CAPITAL COSTS	$000	0.00	0.00	0.00	0.00	0.00	0.00	0.00
DERATION LIBRARY POINTER		138	138	138	74	74	114	114
DISPATCH PENALTY AT MAXIMUM		1.00	1.00	1.00	1.00	1.00	1.00	1.00
DISPATCH PENALTY AT MINIMUM		1.00	1.00	1.00	1.00	1.00	1.00	1.00
ENERGY MARGIN CAPACITY FACTOR	FRACTION	0.00	0.00	0.00	0.00	0.00	0.00	0.00
FIXED ANNUAL CAPACITY RATE	$/KW/YR	0.00	0.00	0.00	0.00	0.00	0.00	0.00
FIXED COSTS	$000/YR	0.00	-640.78	-822.76	-547.28	210.70	0.00	0.00
FIXED SEASONAL CAPACITY RATE	$/KW/SEA	0.00	0.00	0.00	0.00	0.00	0.00	0.00
FIXED SEASONAL RATE PROFILE		0	0	0	0	0	0	0
HEAT RATE PROFILE		122	122	122	126	126	130	130
MAINTENANCE REQUIREMENT	WKS/YEAR	0.00	0.00	0.00	0.00	0.00	0.00	0.00
MAINTENANCE SEASONAL METHOD		1	1	1	1	1	1	1
MAINTENANCE SEASONAL POINTER		0	0	0	0	0	0	0
[redacted]	[redacted]	[redacted]	[redacted]	[redacted]	[redacted]	[redacted]	[redacted]	[redacted]
MATURE OUTAGE RATE SEASONAL PROF		0	0	0	0	0	0	0
MAXIMUM CAPACITY	MW	593.00	593.00	593.00	840.00	840.00	625.00	625.00
MINIMUM CAPACITY	MW	140.00	140.00	140.00	140.00	140.00	273.00	273.00
MUST RUN INDICATOR		0	0	0	0	0	0	0
PARTIAL OUTAGE RATE	%	0.00	0.00	0.00	0.00	0.00	0.00	0.00
PARTIAL OUTAGE RATE SEASONAL PRO		0	0	0	0	0	0	0
PERCENT FIRM	%	0.00	98.22	98.22	98.22	0.00	98.22	0.00
RENEWABLE ENERGY CREDIT	RATIO	0.00	0.00	0.00	0.00	0.00	0.00	0.00
SEASONAL VARIABLE COST PROFILE		0	0	0	0	0	0	0
VARIABLE O AND M COSTS	$/MWH	3.69	3.82	3.69	3.65	3.65	2.60	2.60
-------- YEAR 2012 --------								
FIXED COSTS	$000/YR	0.00	-636.77	-866.83	-1437.84	-1723.85	0.00	0.00
-------- YEAR 2013 --------								
FIXED COSTS	$000/YR	0.00	-607.53	-782.12	-2284.44	-1776.47	0.00	0.00
-------- YEAR 2014 --------								
FIXED COSTS	$000/YR	0.00	-705.54	-864.76	-2314.78	-1734.33	0.00	0.00
-------- YEAR 2015 --------								
FIXED COSTS	$000/YR	0.00	-720.25	-928.24	3763.22	4115.30	0.00	0.00
-------- YEAR 2016 --------								
FIXED COSTS	$000/YR	0.00	-657.08	-859.24	1494.37	1595.75	0.00	0.00
-------- YEAR 2017 --------								
FIXED COSTS	$000/YR	0.00	-830.58	-1043.35	-1823.50	-1519.47	0.00	0.00
-------- YEAR 2018 --------								
FIXED COSTS	$000/YR	0.00	-659.11	-866.60	-1270.08	-425.54	0.00	0.00

-------- YEAR 2019 --------								
FIXED COSTS	$000/YR	0.00	-813.69	-1026.57	-1662.69	-969.56	0.00	0.00
-------- YEAR 2020 --------								
FIXED COSTS	$000/YR	0.00	-933.93	-1153.61	-1939.10	-1535.67	0.00	0.00
-------- YEAR 2021 --------								
FIXED COSTS	$000/YR	0.00	-1057.45	-1273.94	-968.78	-697.92	0.00	0.00
-------- YEAR 2022 --------								
FIXED COSTS	$000/YR	0.00	-1144.01	-1371.23	-1671.57	-1169.79	0.00	0.00
-------- YEAR 2023 --------								
FIXED COSTS	$000/YR	0.00	-1214.54	-1452.18	-1400.94	-1093.71	0.00	0.00
-------- YEAR 2024 --------								
FIXED COSTS	$000/YR	0.00	-1240.02	-1509.88	-1195.15	-1073.83	0.00	0.00
-------- YEAR 2025 --------								
FIXED COSTS	$000/YR	0.00	-1251.43	-1526.13	-1400.21	-1006.38	0.00	0.00
-------- YEAR 2026 --------								
FIXED COSTS	$000/YR	0.00	-1194.84	-1499.46	-1017.83	-706.76	0.00	0.00
-------- YEAR 2027 --------								
FIXED COSTS	$000/YR	0.00	-1477.64	-1788.09	-1137.70	-1069.54	0.00	0.00
-------- YEAR 2028 --------								
FIXED COSTS	$000/YR	0.00	-1557.87	-1878.03	-948.35	-1067.40	0.00	0.00
-------- YEAR 2029 --------								
FIXED COSTS	$000/YR	0.00	-1498.27	-1850.34	-1013.76	-868.19	0.00	0.00
-------- YEAR 2030 --------								
FIXED COSTS	$000/YR	0.00	-1536.80	-1893.11	-1082.95	-812.66	0.00	0.00
-------- YEAR 2031 --------								
FIXED COSTS	$000/YR	0.00	-1629.79	-1996.54	-1245.04	-971.57	0.00	0.00
-------- YEAR 2032 --------								
FIXED COSTS	$000/YR	0.00	-1669.45	-2046.17	-1260.17	-956.37	0.00	0.00
-------- YEAR 2033 --------								
FIXED COSTS	$000/YR	0.00	-1701.65	-2092.96	-1324.30	-909.90	0.00	0.00
-------- YEAR 2034 --------								
FIXED COSTS	$000/YR	0.00	-1760.01	-2161.96	-1480.83	-902.14	0.00	0.00
-------- YEAR 2035 --------								
FIXED COSTS	$000/YR	0.00	-1818.44	-2232.32	-1915.75	-1277.11	0.00	0.00
-------- YEAR 2036 --------								
FIXED COSTS	$000/YR	0.00	-1866.59	-2293.58	-2233.60	-1453.57	0.00	0.00
-------- YEAR 2037 --------								
FIXED COSTS	$000/YR	0.00	-2177.28	-2525.00	-1621.16	-1235.46	0.00	0.00
-------- YEAR 2038 --------								
FIXED COSTS	$000/YR	0.00	-2238.95	-2594.78	-2055.26	-1304.89	0.00	0.00

NOTE: DATA DISPLAYED AFTER 2011 ONLY IF
VALUE CHANGED FROM PREVIOUS YEAR.

AEP EAST
GENERATION AND FUEL MODULE
INPUT SUMMARY REPORT

QUALIFIER = GAF.INPUT.THERMAL UNIT.

THERMAL UNIT		88 LWBG WIN 2	89 LWBG SMR 1	90 LWBG SMR 2	91 WATR CC 1	92 WATR2 1	93 DRESDEN 1	94 DRESD2 1
-------- YEAR 2039 --------								
FIXED COSTS	$000/YR	0.00	-2299.04	-2668.29	-2224.60	-1348.62	0.00	0.00
-------- YEAR 2040 --------								
FIXED COSTS	$000/YR	0.00	-2072.94	-2450.30	11769.22	12854.77	0.00	0.00

THERMAL UNIT		95	96	97	98	99	100	101 NUCLEAR 1
-------- YEAR 2011 --------								
ANCILLARY REVENUE RATE	$/MWH	0.00	0.00	0.00	0.00	0.00	0.00	0.00
[redacted]	[redacted]	[redacted]	[redacted]	[redacted]	[redacted]	[redacted]	[redacted]	[redacted]
AVG HEAT RATE MAXIMUM SEASONAL P		0	0	0	0	0	0	0
AVG HEAT RATE MINIMUM SEASONAL P		0	0	0	0	0	0	0
BID PRICE AT INCREMENTAL	$/MWH	0.00	0.00	0.00	0.00	0.00	0.00	0.00
BID PRICE AT MINIMUM	$/MWH	0.00	0.00	0.00	0.00	0.00	0.00	0.00
BID PRICE CAPACITY FACTOR	%	0.00	0.00	0.00	0.00	0.00	0.00	0.00
BID PRICE COST FACTOR	%	0.00	0.00	0.00	0.00	0.00	0.00	0.00
BID PRICE INCREMENTAL SEASONAL P		0	0	0	0	0	0	0
BID PRICE MINIMUM SEASONAL POINT		0	0	0	0	0	0	0
CAPACITY REVENUE PROFILE		0	0	0	0	0	0	0
CAPACITY REVENUE RATE	$/KW	0.00	0.00	0.00	0.00	0.00	0.00	0.00
CAPACITY SEGMENT PROFILE		0	0	0	0	0	0	0
CAPITAL COSTS	$000	0.00	0.00	0.00	0.00	0.00	0.00	0.00
DERATION LIBRARY POINTER		0	0	0	0	0	0	124
DISPATCH PENALTY AT MAXIMUM		1.00	1.00	1.00	1.00	1.00	1.00	1.00
DISPATCH PENALTY AT MINIMUM		1.00	1.00	1.00	1.00	1.00	1.00	1.00
ENERGY MARGIN CAPACITY FACTOR	FRACTION	0.00	0.00	0.00	0.00	0.00	0.00	0.00
FIXED ANNUAL CAPACITY RATE	$/KW/YR	0.00	0.00	0.00	0.00	0.00	0.00	69.05
FIXED COSTS	$000/YR	0.00	0.00	0.00	0.00	0.00	0.00	0.00
FIXED SEASONAL CAPACITY RATE	$/KW/SEA	0.00	0.00	0.00	0.00	0.00	0.00	0.00
FIXED SEASONAL RATE PROFILE		0	0	0	0	0	0	0
HEAT RATE PROFILE		0	0	0	0	0	0	0
MAINTENANCE REQUIREMENT	WKS/YEAR	0.00	0.00	0.00	0.00	0.00	0.00	0.00
MAINTENANCE SEASONAL METHOD		1	1	1	1	1	1	1
MAINTENANCE SEASONAL POINTER		0	0	0	0	0	0	0
[redacted]	[redacted]	[redacted]	[redacted]	[redacted]	[redacted]	[redacted]	[redacted]	[redacted]
MATURE OUTAGE RATE SEASONAL PROF		0	0	0	0	0	0	0
MAXIMUM CAPACITY	MW	0.00	0.00	0.00	0.00	0.00	0.00	800.00
MINIMUM CAPACITY	MW	0.00	0.00	0.00	0.00	0.00	0.00	800.00
MUST RUN INDICATOR		0	0	0	0	0	0	0
PARTIAL OUTAGE RATE	%	0.00	0.00	0.00	0.00	0.00	0.00	0.00
PARTIAL OUTAGE RATE SEASONAL PRO		0	0	0	0	0	0	0
PERCENT FIRM	%	0.00	0.00	0.00	0.00	0.00	0.00	99.00
RENEWABLE ENERGY CREDIT	RATIO	0.00	0.00	0.00	0.00	0.00	0.00	0.00
SEASONAL VARIABLE COST PROFILE		0	0	0	0	0	0	0
VARIABLE O AND M COSTS	$/MWH	0.00	0.00	0.00	0.00	0.00	0.00	5.73

-------- YEAR 2012 --------

-------- YEAR 2013 --------

-------- YEAR 2014 --------

-------- YEAR 2015 --------

-------- YEAR 2016 --------

-------- YEAR 2017 --------

-------- YEAR 2018 --------

-------- YEAR 2019 --------

-------- YEAR 2020 --------

-------- YEAR 2021 --------

-------- YEAR 2022 --------

-------- YEAR 2023 --------

-------- YEAR 2024 --------

-------- YEAR 2025 --------

-------- YEAR 2026 --------

-------- YEAR 2027 --------

-------- YEAR 2028 --------

-------- YEAR 2029 --------

-------- YEAR 2030 --------

-------- YEAR 2031 --------

-------- YEAR 2032 --------

-------- YEAR 2033 --------

-------- YEAR 2034 --------

-------- YEAR 2035 --------

-------- YEAR 2036 --------

-------- YEAR 2037 --------

-------- YEAR 2038 --------

-------- YEAR 2039 --------

-------- YEAR 2040 --------

THERMAL UNIT		102 UPC_NCCS 1	103 PC_UL_SU 1	104 UPC_RCCS 1	105 IGC_NCCS 1	106 IGCC GE 1	107 IGC_RCCS 1	108 CC 2X1FB 1
-------- YEAR 2011 --------								
ANCILLARY REVENUE RATE	$/MWH	0.00	0.00	0.00	0.00	0.00	0.00	0.00
AVERAGE HEAT RATE AT MAXIMUM	MBTU/MWH	10.25	8.71	8.71	7.67	8.73	8.73	7.54
AVERAGE HEAT RATE AT MINIMUM	MBTU/MWH	10.97	9.32	9.32	8.21	9.34	9.34	7.25
AVG HEAT RATE MAXIMUM SEASONAL P		0	0	0	0	0	0	0
AVG HEAT RATE MINIMUM SEASONAL P		0	0	0	0	0	0	0
BID PRICE AT INCREMENTAL	$/MWH	0.00	0.00	0.00	0.00	0.00	0.00	0.00
BID PRICE AT MINIMUM	$/MWH	0.00	0.00	0.00	0.00	0.00	0.00	0.00
BID PRICE CAPACITY FACTOR	%	0.00	0.00	0.00	0.00	0.00	0.00	0.00
BID PRICE COST FACTOR	%	0.00	0.00	0.00	0.00	0.00	0.00	0.00
BID PRICE INCREMENTAL SEASONAL P		0	0	0	0	0	0	0
BID PRICE MINIMUM SEASONAL POINT		0	0	0	0	0	0	0
CAPACITY REVENUE PROFILE		0	0	0	0	0	0	0
CAPACITY REVENUE RATE	$/KW	0.00	0.00	0.00	0.00	0.00	0.00	0.00
CAPACITY SEGMENT PROFILE		104	102	102	108	106	106	163
CAPITAL COSTS	$000	0.00	0.00	0.00	0.00	0.00	0.00	0.00
DERATION LIBRARY POINTER		118	118	118	123	123	123	121
DISPATCH PENALTY AT MAXIMUM		1.00	1.00	1.00	1.00	1.00	1.00	1.00
DISPATCH PENALTY AT MINIMUM		1.00	1.00	1.00	1.00	1.00	1.00	1.00
ENERGY MARGIN CAPACITY FACTOR	FRACTION	0.00	0.00	0.00	0.00	0.00	0.00	0.00
FIXED ANNUAL CAPACITY RATE	$/KW/YR	47.51	32.36	0.00	43.76	69.51	0.00	8.50
FIXED COSTS	$000/YR	0.00	0.00	0.00	0.00	0.00	0.00	0.00
FIXED SEASONAL CAPACITY RATE	$/KW/SEA	0.00	0.00	0.00	0.00	0.00	0.00	0.00
FIXED SEASONAL RATE PROFILE		0	0	0	0	0	0	0
HEAT RATE PROFILE		104	102	102	108	106	106	130
MAINTENANCE REQUIREMENT	WKS/YEAR	0.00	0.00	0.00	0.00	0.00	0.00	4.00
MAINTENANCE SEASONAL METHOD		1	1	1	1	1	1	1
MAINTENANCE SEASONAL POINTER		0	0	0	0	0	0	0
MATURE FORCED OUTAGE RATE	%	5.40	5.40	5.40	7.50	7.50	7.50	4.00
MATURE OUTAGE RATE SEASONAL PROF		0	0	0	0	0	0	0
MAXIMUM CAPACITY	MW	531.00	624.00	624.00	784.00	637.00	636.00	672.00
MINIMUM CAPACITY	MW	265.00	312.00	312.00	392.00	319.00	318.00	336.00
MUST RUN INDICATOR		1	1	1	1	1	1	0
PARTIAL OUTAGE RATE	%	0.00	0.00	0.00	0.00	0.00	0.00	0.00
PARTIAL OUTAGE RATE SEASONAL PRO		0	0	0	0	0	0	0
PERCENT FIRM	%	94.60	94.60	94.60	92.50	92.50	92.50	96.00
RENEWABLE ENERGY CREDIT	RATIO	0.00	0.00	0.00	0.00	0.00	0.00	0.00
SEASONAL VARIABLE COST PROFILE		0	0	0	0	0	0	0
VARIABLE O AND M COSTS	$/MWH	7.01	3.57	3.57	6.15	4.16	3.94	2.67
-------- YEAR 2012 --------								
VARIABLE O AND M COSTS	$/MWH	7.01	3.57	3.64	6.15	4.16	4.02	2.67

NOTE: DATA DISPLAYED AFTER 2011 ONLY IF
VALUE CHANGED FROM PREVIOUS YEAR.

AEP EAST
GENERATION AND FUEL MODULE
INPUT SUMMARY REPORT

QUALIFIER = GAF.INPUT.THERMAL UNIT.

THERMAL UNIT		102 UPC_NCCS 1	103 PC_UL_SU 1	104 UPC_RCCS 1	105 IGC_NCCS 1	106 IGCC GE 1	107 IGC_RCCS 1	108 CC 2X1FB 1
-------- YEAR 2013 --------								
VARIABLE O AND M COSTS	$/MWH	7.01	3.57	3.71	6.15	4.16	4.09	2.67
-------- YEAR 2014 --------								
VARIABLE O AND M COSTS	$/MWH	7.01	3.57	3.78	6.15	4.16	4.17	2.67
-------- YEAR 2015 --------								
VARIABLE O AND M COSTS	$/MWH	7.01	3.57	3.86	6.15	4.16	4.25	2.67
-------- YEAR 2016 --------								
VARIABLE O AND M COSTS	$/MWH	7.01	3.57	3.95	6.15	4.16	4.35	2.67
-------- YEAR 2017 --------								
VARIABLE O AND M COSTS	$/MWH	7.01	3.57	4.03	6.15	4.16	4.45	2.67
-------- YEAR 2018 --------								
VARIABLE O AND M COSTS	$/MWH	7.01	3.57	4.12	6.15	4.16	4.55	2.67
-------- YEAR 2019 --------								
VARIABLE O AND M COSTS	$/MWH	7.01	3.57	4.21	6.15	4.16	4.64	2.67
-------- YEAR 2020 --------								
AVERAGE HEAT RATE AT MAXIMUM	MBTU/MWH	10.25	8.71	10.25	7.67	8.73	10.27	7.54
AVERAGE HEAT RATE AT MINIMUM	MBTU/MWH	10.97	9.32	10.97	8.21	9.34	10.99	7.25
CAPACITY SEGMENT PROFILE		104	102	103	108	106	107	163
HEAT RATE PROFILE		104	102	103	108	106	107	130
MAXIMUM CAPACITY	MW	531.00	624.00	531.00	784.00	637.00	541.00	672.00
MINIMUM CAPACITY	MW	265.00	312.00	266.00	392.00	319.00	270.00	336.00
VARIABLE O AND M COSTS	$/MWH	7.01	3.57	4.31	6.15	4.16	4.76	2.67
-------- YEAR 2021 --------								
VARIABLE O AND M COSTS	$/MWH	7.01	3.57	8.69	6.15	4.16	8.67	2.67
-------- YEAR 2022 --------								
VARIABLE O AND M COSTS	$/MWH	7.01	3.57	8.89	6.15	4.16	8.88	2.67
-------- YEAR 2023 --------								
VARIABLE O AND M COSTS	$/MWH	7.01	3.57	9.11	6.15	4.16	9.10	2.67
-------- YEAR 2024 --------								
VARIABLE O AND M COSTS	$/MWH	7.01	3.57	9.33	6.15	4.16	9.31	2.67
-------- YEAR 2025 --------								
VARIABLE O AND M COSTS	$/MWH	7.01	3.57	9.55	6.15	4.16	9.54	2.67
-------- YEAR 2026 --------								
VARIABLE O AND M COSTS	$/MWH	7.01	3.57	9.77	6.15	4.16	9.75	2.67
-------- YEAR 2027 --------								
VARIABLE O AND M COSTS	$/MWH	7.01	3.57	9.98	6.15	4.16	9.97	2.67
-------- YEAR 2028 --------								
VARIABLE O AND M COSTS	$/MWH	7.01	3.57	10.21	6.15	4.16	10.20	2.67
-------- YEAR 2029 --------								
VARIABLE O AND M COSTS	$/MWH	7.01	3.57	10.44	6.15	4.16	10.42	2.67
-------- YEAR 2030 --------								
VARIABLE O AND M COSTS	$/MWH	7.01	3.57	10.67	6.15	4.16	10.66	2.67
-------- YEAR 2031 --------								
VARIABLE O AND M COSTS	$/MWH	7.01	3.57	10.90	6.15	4.16	10.89	2.67
-------- YEAR 2032 --------								
VARIABLE O AND M COSTS	$/MWH	7.01	3.57	11.14	6.15	4.16	11.13	2.67
-------- YEAR 2033 --------								
VARIABLE O AND M COSTS	$/MWH	7.01	3.57	11.38	6.15	4.16	11.36	2.67
-------- YEAR 2034 --------								
VARIABLE O AND M COSTS	$/MWH	7.01	3.57	11.63	6.15	4.16	11.61	2.67
-------- YEAR 2035 --------								
VARIABLE O AND M COSTS	$/MWH	7.01	3.57	11.88	6.15	4.16	11.86	2.67
-------- YEAR 2036 --------								
VARIABLE O AND M COSTS	$/MWH	7.01	3.57	12.14	6.15	4.16	12.12	2.67
-------- YEAR 2037 --------								
VARIABLE O AND M COSTS	$/MWH	7.01	3.57	12.40	6.15	4.16	12.38	2.67
-------- YEAR 2038 --------								
VARIABLE O AND M COSTS	$/MWH	7.01	3.57	3.56	6.15	4.16	4.16	2.67
-------- YEAR 2039 --------								
-------- YEAR 2040 --------								

THERMAL UNIT		109 CC 2x1FA 1	110 CC 1x17H 1	111 BS2_CC 1	112 0	113 0	114 CT GE7FA 1	115 CT_GE7EA 1
-------- YEAR 2011 --------								
ANCILLARY REVENUE RATE	$/MWH	0.00	0.00	0.00	0.00	0.00	0.00	0.00

AVERAGE HEAT RATE AT MAXIMUM	MBTU/MWH	7.04	6.63	0.00	0.00	0.00	10.90	12.16
AVERAGE HEAT RATE AT MINIMUM	MBTU/MWH	7.38	7.10	0.00	0.00	0.00	11.13	12.16
AVG HEAT RATE MAXIMUM SEASONAL P		0	0	0	0	0	0	0
AVG HEAT RATE MINIMUM SEASONAL P		0	0	0	0	0	0	0
BID PRICE AT INCREMENTAL	$/MWH	0.00	0.00	0.00	0.00	0.00	0.00	0.00
BID PRICE AT MINIMUM	$/MWH	0.00	0.00	0.00	0.00	0.00	0.00	0.00
BID PRICE CAPACITY FACTOR	%	0.00	0.00	0.00	0.00	0.00	0.00	0.00
BID PRICE COST FACTOR	%	0.00	0.00	0.00	0.00	0.00	0.00	0.00
BID PRICE INCREMENTAL SEASONAL P		0	0	0	0	0	0	0
BID PRICE MINIMUM SEASONAL POINT		0	0	0	0	0	0	0
CAPACITY REVENUE PROFILE		0	0	0	0	0	0	0
CAPACITY REVENUE RATE	$/KW	0.00	0.00	0.00	0.00	0.00	0.00	0.00
CAPACITY SEGMENT PROFILE		126	125	124	0	0	0	0
CAPITAL COSTS	$000	0.00	0.00	0.00	0.00	0.00	0.00	0.00
DERATION LIBRARY POINTER		121	121	139	0	0	120	120
DISPATCH PENALTY AT MAXIMUM		1.00	1.00	1.00	1.00	1.00	1.00	1.00
DISPATCH PENALTY AT MINIMUM		1.00	1.00	1.00	1.00	1.00	1.00	1.00
ENERGY MARGIN CAPACITY FACTOR	FRACTION	0.00	0.00	0.00	0.00	0.00	0.00	0.00
FIXED ANNUAL CAPACITY RATE	$/KW/YR	9.51	15.01	0.00	0.00	0.00	5.17	8.28
FIXED COSTS	$000/YR	0.00	0.00	0.00	0.00	0.00	0.00	0.00
FIXED SEASONAL CAPACITY RATE	$/KW/SEA	0.00	0.00	0.00	0.00	0.00	0.00	0.00
FIXED SEASONAL RATE PROFILE		0	0	0	0	0	0	0
HEAT RATE PROFILE		136	137	0	0	0	0	0
MAINTENANCE REQUIREMENT	WKS/YEAR	4.00	4.00	4.00	0.00	0.00	0.00	0.00
MAINTENANCE SEASONAL METHOD		1	1	1	1	1	1	1
MAINTENANCE SEASONAL POINTER		0	0	0	0	0	0	0
MATURE FORCED OUTAGE RATE	%	4.00	4.00	4.00	0.00	0.00	3.00	3.00
MATURE OUTAGE RATE SEASONAL PROF		0	0	0	0	0	0	0
MAXIMUM CAPACITY	MW	618.00	424.00	762.00	0.00	0.00	173.00	86.00
MINIMUM CAPACITY	MW	309.00	212.00	381.00	0.00	0.00	130.00	86.00
MUST RUN INDICATOR		0	0	0	0	0	0	0
PARTIAL OUTAGE RATE	%	0.00	0.00	0.00	0.00	0.00	0.00	0.00
PARTIAL OUTAGE RATE SEASONAL PRO		0	0	0	0	0	0	0
PERCENT FIRM	%	96.00	96.00	118.64	0.00	0.00	97.00	97.00
RENEWABLE ENERGY CREDIT	RATIO	0.00	0.00	0.00	0.00	0.00	0.00	0.00
SEASONAL VARIABLE COST PROFILE		0	0	0	0	0	0	0
VARIABLE O AND M COSTS	$/MWH	3.49	3.64	0.00	0.00	0.00	3.07	9.03
-------- YEAR 2012 --------								
MAXIMUM CAPACITY	MW	618.00	424.00	904.00	0.00	0.00	173.00	86.00
MINIMUM CAPACITY	MW	309.00	212.00	452.00	0.00	0.00	130.00	86.00
-------- YEAR 2013 --------								
-------- YEAR 2014 --------								
-------- YEAR 2015 --------								
-------- YEAR 2016 --------								
FIXED ANNUAL CAPACITY RATE	$/KW/YR	9.51	15.01	12.60	0.00	0.00	5.17	8.28
FIXED COSTS	$000/YR	0.00	0.00	12218.00	0.00	0.00	0.00	0.00
VARIABLE O AND M COSTS	$/MWH	3.49	3.64	2.66	0.00	0.00	3.07	9.03
-------- YEAR 2017 --------								
FIXED ANNUAL CAPACITY RATE	$/KW/YR	9.51	15.01	20.17	0.00	0.00	5.17	8.28
VARIABLE O AND M COSTS	$/MWH	3.49	3.64	3.43	0.00	0.00	3.07	9.03
-------- YEAR 2018 --------								
FIXED ANNUAL CAPACITY RATE	$/KW/YR	9.51	15.01	20.73	0.00	0.00	5.17	8.28
VARIABLE O AND M COSTS	$/MWH	3.49	3.64	3.51	0.00	0.00	3.07	9.03

NOTE: DATA DISPLAYED AFTER 2011 ONLY IF
VALUE CHANGED FROM PREVIOUS YEAR.

AEP EAST
GENERATION AND FUEL MODULE
INPUT SUMMARY REPORT

QUALIFIER = GAF.INPUT.THERMAL UNIT.

THERMAL UNIT		109 CC 2x1FA 1	110 CC 1x17H 1	111 BS2_CC 1	112 0	113 0	114 CT GE7FA 1	115 CT_GE7EA 1
-------- YEAR 2019 --------								
FIXED ANNUAL CAPACITY RATE	$/KW/YR	9.51	15.01	21.30	0.00	0.00	5.17	8.28
VARIABLE O AND M COSTS	$/MWH	3.49	3.64	3.58	0.00	0.00	3.07	9.03
-------- YEAR 2020 --------								
FIXED ANNUAL CAPACITY RATE	$/KW/YR	9.51	15.01	21.89	0.00	0.00	5.17	8.28
VARIABLE O AND M COSTS	$/MWH	3.49	3.64	3.67	0.00	0.00	3.07	9.03
-------- YEAR 2021 --------								
FIXED ANNUAL CAPACITY RATE	$/KW/YR	9.51	15.01	22.50	0.00	0.00	5.17	8.28
VARIABLE O AND M COSTS	$/MWH	3.49	3.64	3.76	0.00	0.00	3.07	9.03
-------- YEAR 2022 --------								
FIXED ANNUAL CAPACITY RATE	$/KW/YR	9.51	15.01	23.12	0.00	0.00	5.17	8.28
VARIABLE O AND M COSTS	$/MWH	3.49	3.64	3.86	0.00	0.00	3.07	9.03
-------- YEAR 2023 --------								
FIXED ANNUAL CAPACITY RATE	$/KW/YR	9.51	15.01	23.76	0.00	0.00	5.17	8.28
VARIABLE O AND M COSTS	$/MWH	3.49	3.64	3.95	0.00	0.00	3.07	9.03
-------- YEAR 2024 --------								
FIXED ANNUAL CAPACITY RATE	$/KW/YR	9.51	15.01	24.43	0.00	0.00	5.17	8.28
VARIABLE O AND M COSTS	$/MWH	3.49	3.64	4.04	0.00	0.00	3.07	9.03
-------- YEAR 2025 --------								
FIXED ANNUAL CAPACITY RATE	$/KW/YR	9.51	15.01	25.11	0.00	0.00	5.17	8.28
VARIABLE O AND M COSTS	$/MWH	3.49	3.64	4.14	0.00	0.00	3.07	9.03
-------- YEAR 2026 --------								
FIXED ANNUAL CAPACITY RATE	$/KW/YR	9.51	15.01	25.82	0.00	0.00	5.17	8.28
VARIABLE O AND M COSTS	$/MWH	3.49	3.64	4.23	0.00	0.00	3.07	9.03
-------- YEAR 2027 --------								
FIXED ANNUAL CAPACITY RATE	$/KW/YR	9.51	15.01	26.54	0.00	0.00	5.17	8.28
VARIABLE O AND M COSTS	$/MWH	3.49	3.64	4.33	0.00	0.00	3.07	9.03
-------- YEAR 2028 --------								
FIXED ANNUAL CAPACITY RATE	$/KW/YR	9.51	15.01	27.27	0.00	0.00	5.17	8.28
VARIABLE O AND M COSTS	$/MWH	3.49	3.64	4.43	0.00	0.00	3.07	9.03
-------- YEAR 2029 --------								
FIXED ANNUAL CAPACITY RATE	$/KW/YR	9.51	15.01	28.03	0.00	0.00	5.17	8.28
VARIABLE O AND M COSTS	$/MWH	3.49	3.64	4.53	0.00	0.00	3.07	9.03
-------- YEAR 2030 --------								
FIXED ANNUAL CAPACITY RATE	$/KW/YR	9.51	15.01	28.81	0.00	0.00	5.17	8.28
VARIABLE O AND M COSTS	$/MWH	3.49	3.64	4.63	0.00	0.00	3.07	9.03
-------- YEAR 2031 --------								
FIXED ANNUAL CAPACITY RATE	$/KW/YR	9.51	15.01	29.61	0.00	0.00	5.17	8.28
VARIABLE O AND M COSTS	$/MWH	3.49	3.64	4.73	0.00	0.00	3.07	9.03
-------- YEAR 2032 --------								
FIXED ANNUAL CAPACITY RATE	$/KW/YR	9.51	15.01	30.45	0.00	0.00	5.17	8.28
VARIABLE O AND M COSTS	$/MWH	3.49	3.64	4.83	0.00	0.00	3.07	9.03
-------- YEAR 2033 --------								
FIXED ANNUAL CAPACITY RATE	$/KW/YR	9.51	15.01	31.31	0.00	0.00	5.17	8.28
VARIABLE O AND M COSTS	$/MWH	3.49	3.64	4.93	0.00	0.00	3.07	9.03
-------- YEAR 2034 --------								
FIXED ANNUAL CAPACITY RATE	$/KW/YR	9.51	15.01	32.22	0.00	0.00	5.17	8.28
VARIABLE O AND M COSTS	$/MWH	3.49	3.64	5.04	0.00	0.00	3.07	9.03
-------- YEAR 2035 --------								
FIXED ANNUAL CAPACITY RATE	$/KW/YR	9.51	15.01	33.15	0.00	0.00	5.17	8.28
VARIABLE O AND M COSTS	$/MWH	3.49	3.64	5.15	0.00	0.00	3.07	9.03
-------- YEAR 2036 --------								
FIXED ANNUAL CAPACITY RATE	$/KW/YR	9.51	15.01	34.10	0.00	0.00	5.17	8.28
VARIABLE O AND M COSTS	$/MWH	3.49	3.64	5.26	0.00	0.00	3.07	9.03
-------- YEAR 2037 --------								
FIXED ANNUAL CAPACITY RATE	$/KW/YR	9.51	15.01	35.08	0.00	0.00	5.17	8.28
VARIABLE O AND M COSTS	$/MWH	3.49	3.64	5.38	0.00	0.00	3.07	9.03
-------- YEAR 2038 --------								
FIXED ANNUAL CAPACITY RATE	$/KW/YR	9.51	15.01	36.11	0.00	0.00	5.17	8.28
VARIABLE O AND M COSTS	$/MWH	3.49	3.64	5.49	0.00	0.00	3.07	9.03
-------- YEAR 2039 --------								
FIXED ANNUAL CAPACITY RATE	$/KW/YR	9.51	15.01	37.16	0.00	0.00	5.17	8.28
VARIABLE O AND M COSTS	$/MWH	3.49	3.64	5.61	0.00	0.00	3.07	9.03
-------- YEAR 2040 --------								
FIXED ANNUAL CAPACITY RATE	$/KW/YR	9.51	15.01	38.25	0.00	0.00	5.17	8.28
VARIABLE O AND M COSTS	$/MWH	3.49	3.64	5.73	0.00	0.00	3.07	9.03

THERMAL UNIT		117 0	118 0	124 BS2_FGD 2	125 BS1_FGD 1	126 CSV5_SCR 5	127 CSV6_SCR 6	129 CR1_NGCC 1
-------- YEAR 2011 --------								
ANCILLARY REVENUE RATE	$/MWH	0.00	0.00	0.00	0.00	0.00	0.00	0.00

AVERAGE HEAT RATE AT MAXIMUM	MBTU/MWH	0.00	0.00	0.00	0.00	0.00	0.00	0.00
AVERAGE HEAT RATE AT MINIMUM	MBTU/MWH	0.00	0.00	0.00	0.00	0.00	0.00	0.00
AVG HEAT RATE MAXIMUM SEASONAL P		0	0	0	0	0	0	0
AVG HEAT RATE MINIMUM SEASONAL P		0	0	0	0	0	0	0
BID PRICE AT INCREMENTAL	$/MWH	0.00	0.00	0.00	0.00	0.00	0.00	0.00
BID PRICE AT MINIMUM	$/MWH	0.00	0.00	0.00	0.00	0.00	0.00	0.00
BID PRICE CAPACITY FACTOR	%	0.00	0.00	0.00	0.00	0.00	0.00	0.00
BID PRICE COST FACTOR	%	0.00	0.00	0.00	0.00	0.00	0.00	0.00
BID PRICE INCREMENTAL SEASONAL P		0	0	0	0	0	0	0
BID PRICE MINIMUM SEASONAL POINT		0	0	0	0	0	0	0
CAPACITY REVENUE PROFILE		0	0	0	0	0	0	0
CAPACITY REVENUE RATE	$/KW	0.00	0.00	0.00	0.00	0.00	0.00	0.00
CAPACITY SEGMENT PROFILE		0	0	128	5	23	24	185
CAPITAL COSTS	$000	0.00	0.00	0.00	0.00	0.00	0.00	0.00
DERATION LIBRARY POINTER		0	0	6	5	23	24	121
DISPATCH PENALTY AT MAXIMUM		1.00	1.00	1.00	1.00	1.00	1.00	1.00
DISPATCH PENALTY AT MINIMUM		1.00	1.00	1.00	1.00	1.00	1.00	1.00
ENERGY MARGIN CAPACITY FACTOR	FRACTION	0.00	0.00	0.00	0.00	0.00	0.00	0.00
FIXED ANNUAL CAPACITY RATE	$/KW/YR	0.00	0.00	0.00	0.00	3.44	3.44	0.00
FIXED COSTS	$000/YR	0.00	0.00	0.00	2158.00	0.00	0.00	0.00
FIXED SEASONAL CAPACITY RATE	$/KW/SEA	0.00	0.00	0.00	0.00	0.00	0.00	9.51
FIXED SEASONAL RATE PROFILE		0	0	0	0	0	0	0
HEAT RATE PROFILE		0	0	144	5	23	24	184
MAINTENANCE REQUIREMENT	WKS/YEAR	0.00	0.00	0.00	0.00	0.00	0.00	4.00
MAINTENANCE SEASONAL METHOD		1	1	1	1	1	1	1
MAINTENANCE SEASONAL POINTER		0	0	0	0	0	0	0
[redacted]	[redacted]	[redacted]	[redacted]	[redacted]	[redacted]	[redacted]	[redacted]	[redacted]
MATURE OUTAGE RATE SEASONAL PROF		0	0	0	0	0	0	0
MAXIMUM CAPACITY	MW	0.00	0.00	775.00	270.00	391.00	391.00	212.00
MINIMUM CAPACITY	MW	0.00	0.00	500.00	100.00	130.00	130.00	60.00
MUST RUN INDICATOR		0	0	1	1	1	1	0
PARTIAL OUTAGE RATE	%	0.00	0.00	0.00	0.00	0.00	0.00	0.00
PARTIAL OUTAGE RATE SEASONAL PRO		0	0	0	0	0	0	0
PERCENT FIRM	%	0.00	0.00	94.42	92.61	95.05	92.31	96.00
RENEWABLE ENERGY CREDIT	RATIO	0.00	0.00	0.00	0.00	0.00	0.00	0.00
SEASONAL VARIABLE COST PROFILE		0	0	250	0	0	0	0
VARIABLE O AND M COSTS	$/MWH	0.00	0.00	1.34	1.34	2.24	2.24	3.49
-------- YEAR 2012 --------								
[redacted]	[redacted]	[redacted]	[redacted]	[redacted]	[redacted]	[redacted]	[redacted]	[redacted]
PERCENT FIRM	%	0.00	0.00	94.84	92.72	95.05	91.57	96.00
-------- YEAR 2013 --------								
[redacted]	[redacted]	[redacted]	[redacted]	[redacted]	[redacted]	[redacted]	[redacted]	[redacted]
PERCENT FIRM	%	0.00	0.00	94.02	92.36	95.05	91.57	96.00
-------- YEAR 2014 --------								
FIXED COSTS	$000/YR	0.00	0.00	0.00	9587.00	0.00	0.00	0.00
[redacted]	[redacted]	[redacted]	[redacted]	[redacted]	[redacted]	[redacted]	[redacted]	[redacted]
PERCENT FIRM	%	0.00	0.00	94.02	92.36	96.11	95.09	96.00
-------- YEAR 2015 --------								
FIXED COSTS	$000/YR	0.00	0.00	0.00	7843.00	0.00	0.00	0.00
[redacted]	[redacted]	[redacted]	[redacted]	[redacted]	[redacted]	[redacted]	[redacted]	[redacted]
PERCENT FIRM	%	0.00	0.00	94.02	92.36	95.76	94.68	96.00
-------- YEAR 2016 --------								
FIXED COSTS	$000/YR	0.00	0.00	0.00	25414.00	0.00	0.00	0.00
[redacted]	[redacted]	[redacted]	[redacted]	[redacted]	[redacted]	[redacted]	[redacted]	[redacted]
PERCENT FIRM	%	0.00	0.00	94.02	92.36	96.11	95.50	96.00

NOTE: DATA DISPLAYED AFTER 2011 ONLY IF
VALUE CHANGED FROM PREVIOUS YEAR.

AEP EAST
GENERATION AND FUEL MODULE
INPUT SUMMARY REPORT

QUALIFIER = GAF.INPUT.THERMAL UNIT.

THERMAL UNIT		117	118	124 BS2_FGD	125 BS1_FGD	126 CSV5_SCR	127 CSV6_SCR	129 CR1_NGCC
		0	0	2	1	5	6	1
-------- YEAR 2017 --------								
FIXED COSTS	$000/YR	0.00	0.00	0.00	27956.00	0.00	0.00	0.00
[redacted]	[redacted]	[redacted]	[redacted]	[redacted]	[redacted]	[redacted]	[redacted]	[redacted]
PERCENT FIRM	%	0.00	0.00	94.02	92.36	95.76	95.91	96.00
-------- YEAR 2018 --------								
FIXED COSTS	$000/YR	0.00	0.00	0.00	33693.00	0.00	0.00	0.00
-------- YEAR 2019 --------								
FIXED COSTS	$000/YR	0.00	0.00	0.00	30667.00	0.00	0.00	0.00
[redacted]	[redacted]	[redacted]	[redacted]	[redacted]	[redacted]	[redacted]	[redacted]	[redacted]
PERCENT FIRM	%	0.00	0.00	94.02	92.36	96.11	95.50	96.00
-------- YEAR 2020 --------								
FIXED COSTS	$000/YR	0.00	0.00	0.00	30884.00	11112.00	12385.00	0.00
-------- YEAR 2021 --------								
FIXED COSTS	$000/YR	0.00	0.00	0.00	33496.00	18177.00	22001.00	0.00
-------- YEAR 2022 --------								
FIXED COSTS	$000/YR	0.00	0.00	0.00	35737.00	24582.00	26162.00	0.00
-------- YEAR 2023 --------								
FIXED COSTS	$000/YR	0.00	0.00	0.00	37287.00	30330.00	34547.00	0.00
-------- YEAR 2024 --------								
FIXED COSTS	$000/YR	0.00	0.00	0.00	37793.00	34769.00	40838.00	0.00
-------- YEAR 2025 --------								
FIXED COSTS	$000/YR	0.00	0.00	0.00	39540.00	41866.00	47551.00	0.00
-------- YEAR 2026 --------								
FIXED COSTS	$000/YR	0.00	0.00	0.00	41330.00	46268.00	52489.00	0.00
-------- YEAR 2027 --------								
FIXED COSTS	$000/YR	0.00	0.00	0.00	42963.00	52157.00	59756.00	0.00
-------- YEAR 2028 --------								
FIXED COSTS	$000/YR	0.00	0.00	0.00	44549.00	59322.00	68602.00	0.00
-------- YEAR 2029 --------								
FIXED COSTS	$000/YR	0.00	0.00	0.00	46082.00	64141.00	73207.00	0.00
-------- YEAR 2030 --------								
FIXED COSTS	$000/YR	0.00	0.00	0.00	47850.00	70806.00	79663.00	0.00
-------- YEAR 2031 --------								
FIXED COSTS	$000/YR	0.00	0.00	0.00	49100.00	76807.00	87421.00	0.00
-------- YEAR 2032 --------								
FIXED COSTS	$000/YR	0.00	0.00	0.00	50612.00	84015.00	96051.00	0.00
-------- YEAR 2033 --------								
FIXED COSTS	$000/YR	0.00	0.00	0.00	51987.00	89978.00	102301.00	0.00
-------- YEAR 2034 --------								
FIXED COSTS	$000/YR	0.00	0.00	0.00	52163.00	96560.00	112564.00	0.00
-------- YEAR 2035 --------								
FIXED COSTS	$000/YR	0.00	0.00	0.00	52996.00	105877.00	118381.00	0.00
-------- YEAR 2036 --------								
FIXED COSTS	$000/YR	0.00	0.00	0.00	52900.00	110462.00	126396.00	0.00
-------- YEAR 2037 --------								
FIXED COSTS	$000/YR	0.00	0.00	0.00	54585.00	117439.00	133475.00	0.00
-------- YEAR 2038 --------								
FIXED COSTS	$000/YR	0.00	0.00	0.00	54276.00	126202.00	143842.00	0.00
-------- YEAR 2039 --------								
FIXED COSTS	$000/YR	0.00	0.00	0.00	56229.00	132072.00	150119.00	0.00
-------- YEAR 2040 --------								
FIXED COSTS	$000/YR	0.00	0.00	0.00	259934.00	871608.00	988756.00	0.00

THERMAL UNIT		130 CR2_NGCC	131 MR5_NGCC	132 MR5_FGD	133 RP1D_IM	134 RP2D_IM	135 TAN4_FGD	136 RP1D_KP
		2	5	5	1	2	4	1
-------- YEAR 2011 --------								
ANCILLARY REVENUE RATE	$/MWH	0.00	0.00	0.00	0.00	0.00	0.00	0.00
AVERAGE HEAT RATE AT MAXIMUM	MBTU/MWH	0.00	0.00	0.00	0.00	0.00	0.00	9.65
[redacted]	[redacted]	[redacted]	[redacted]	[redacted]	[redacted]	[redacted]	[redacted]	[redacted]
AVG HEAT RATE MAXIMUM SEASONAL P		0	0	0	0	0	0	0
AVG HEAT RATE MINIMUM SEASONAL P		0	0	0	0	0	0	0
BID PRICE AT INCREMENTAL	$/MWH	0.00	0.00	0.00	0.00	0.00	0.00	0.00
BID PRICE AT MINIMUM	$/MWH	0.00	0.00	0.00	0.00	0.00	0.00	0.00
BID PRICE CAPACITY FACTOR	%	0.00	0.00	0.00	0.00	0.00	0.00	0.00
BID PRICE COST FACTOR	%	0.00	0.00	0.00	0.00	0.00	0.00	0.00
BID PRICE INCREMENTAL SEASONAL P		0	0	0	0	0	0	0
BID PRICE MINIMUM SEASONAL POINT		0	0	0	0	0	0	0
CAPACITY REVENUE PROFILE		0	0	0	0	0	0	0
CAPACITY REVENUE RATE	$/KW	0.00	0.00	0.00	0.00	0.00	0.00	0.00

CAPACITY SEGMENT PROFILE		185	186	134	146	147	175	0
CAPITAL COSTS	$000	0.00	0.00	0.00	0.00	0.00	0.00	0.00
DERATION LIBRARY POINTER		121	121	50	58	59	69	58
DISPATCH PENALTY AT MAXIMUM		1.00	1.00	1.00	1.00	1.00	1.00	1.00
DISPATCH PENALTY AT MINIMUM		1.00	1.00	1.00	1.00	1.00	1.00	1.00
ENERGY MARGIN CAPACITY FACTOR	FRACTION	0.00	0.00	0.00	0.00	0.00	0.00	0.00
FIXED ANNUAL CAPACITY RATE	$/KW/YR	0.00	0.00	0.00	0.00	0.00	0.00	0.00
FIXED COSTS	$000/YR	0.00	0.00	0.00	0.00	0.00	0.00	0.00
FIXED SEASONAL CAPACITY RATE	$/KW/SEA	9.51	9.51	0.00	0.00	0.00	0.00	0.00
FIXED SEASONAL RATE PROFILE		0	0	0	0	0	0	0
HEAT RATE PROFILE		185	186	50	167	168	147	0
MAINTENANCE REQUIREMENT	WKS/YEAR	4.00	4.00	0.00	0.00	0.00	0.00	0.00
MAINTENANCE SEASONAL METHOD		1	1	1	1	1	1	1
MAINTENANCE SEASONAL POINTER		0	0	0	0	0	0	0
[redacted]	[redacted]	[redacted]	[redacted]	[redacted]	[redacted]	[redacted]	[redacted]	[redacted]
MATURE OUTAGE RATE SEASONAL PROF		0	0	0	0	0	0	0
MAXIMUM CAPACITY	MW	212.00	510.00	591.00	1126.00	1090.00	492.00	193.00
MINIMUM CAPACITY	MW	60.00	255.00	400.00	510.00	359.00	295.00	193.00
MUST RUN INDICATOR		0	1	1	1	1	1	0
PARTIAL OUTAGE RATE	%	0.00	0.00	0.00	0.00	0.00	0.00	0.00
PARTIAL OUTAGE RATE SEASONAL PRO		0	0	0	0	0	0	0
PERCENT FIRM	%	96.00	96.00	92.50	93.26	93.69	83.56	93.26
RENEWABLE ENERGY CREDIT	RATIO	0.00	0.00	0.00	0.00	0.00	0.00	0.00
SEASONAL VARIABLE COST PROFILE		0	0	0	0	0	0	0
VARIABLE O AND M COSTS	$/MWH	3.49	3.49	8.18	9.44	0.69	3.25	7.76
-------- YEAR 2012 --------								
[redacted]	[redacted]	[redacted]	[redacted]	[redacted]	[redacted]	[redacted]	[redacted]	[redacted]
PERCENT FIRM	%	96.00	96.00	94.00	93.08	93.23	82.95	93.08
VARIABLE O AND M COSTS	$/MWH	3.49	3.49	8.33	9.59	0.70	3.25	7.88
-------- YEAR 2013 --------								
[redacted]	[redacted]	[redacted]	[redacted]	[redacted]	[redacted]	[redacted]	[redacted]	[redacted]
PERCENT FIRM	%	96.00	96.00	93.00	93.23	92.76	80.46	93.23
VARIABLE O AND M COSTS	$/MWH	3.49	3.49	8.48	9.82	0.72	3.25	8.09
-------- YEAR 2014 --------								
PERCENT FIRM	%	96.00	96.00	94.50	93.23	92.76	80.46	93.23
VARIABLE O AND M COSTS	$/MWH	3.49	3.49	8.64	10.10	0.73	3.25	8.22
-------- YEAR 2015 --------								
PERCENT FIRM	%	96.00	96.00	94.00	93.23	92.76	80.46	93.23
VARIABLE O AND M COSTS	$/MWH	3.49	3.49	8.80	10.28	0.75	3.25	8.39
-------- YEAR 2016 --------								
FIXED COSTS	$000/YR	0.00	0.00	42601.00	12488.00	0.00	0.00	8350.00
[redacted]	[redacted]	[redacted]	[redacted]	[redacted]	[redacted]	[redacted]	[redacted]	[redacted]
PERCENT FIRM	%	96.00	96.00	93.50	93.23	92.76	80.46	93.23
VARIABLE O AND M COSTS	$/MWH	3.49	3.49	8.97	10.45	0.76	3.25	8.48
-------- YEAR 2017 --------								
DERATION LIBRARY POINTER		121	121	50	59	59	69	59
FIXED COSTS	$000/YR	0.00	0.00	45867.00	32152.00	0.00	0.00	11203.00
[redacted]	[redacted]	[redacted]	[redacted]	[redacted]	[redacted]	[redacted]	[redacted]	[redacted]
PERCENT FIRM	%	96.00	96.00	94.50	93.23	92.76	80.46	93.23
VARIABLE O AND M COSTS	$/MWH	3.49	3.49	9.14	10.66	0.78	3.25	8.65
-------- YEAR 2018 --------								
FIXED COSTS	$000/YR	0.00	0.00	46810.00	32396.00	0.00	0.00	11186.00
[redacted]	[redacted]	[redacted]	[redacted]	[redacted]	[redacted]	[redacted]	[redacted]	[redacted]
PERCENT FIRM	%	96.00	96.00	94.00	93.23	92.76	80.46	93.23
VARIABLE O AND M COSTS	$/MWH	3.49	3.49	9.31	10.87	0.80	3.25	8.80

NOTE: DATA DISPLAYED AFTER 2011 ONLY IF
VALUE CHANGED FROM PREVIOUS YEAR.

AEP EAST
GENERATION AND FUEL MODULE
INPUT SUMMARY REPORT

QUALIFIER = GAF.INPUT.THERMAL UNIT.

THERMAL UNIT		130 CR2_NGCC 2	131 MR5_NGCC 5	132 MR5_FGD 5	133 RP1D_IM 1	134 RP2D_IM 2	135 TAN4_FGD 4	136 RP1D_KP 1
-------- YEAR 2019 --------								
FIXED COSTS	$000/YR	0.00	0.00	48098.00	28107.00	0.00	0.00	10630.00
[redacted]	[redacted]	[redacted]	[redacted]	[redacted]	[redacted]	[redacted]	[redacted]	[redacted]
PERCENT FIRM	%	96.00	96.00	93.50	93.23	92.76	80.46	93.23
VARIABLE O AND M COSTS	$/MWH	3.49	3.49	9.49	11.06	0.82	3.25	8.96
-------- YEAR 2020 --------								
FIXED COSTS	$000/YR	0.00	0.00	49427.00	34154.00	31316.00	0.00	11145.00
[redacted]	[redacted]	[redacted]	[redacted]	[redacted]	[redacted]	[redacted]	[redacted]	[redacted]
PERCENT FIRM	%	96.00	96.00	93.00	93.23	92.76	80.46	93.23
VARIABLE O AND M COSTS	$/MWH	3.49	3.49	9.68	11.27	0.84	3.25	9.12
-------- YEAR 2021 --------								
FIXED COSTS	$000/YR	0.00	0.00	50237.00	38905.00	40228.00	0.00	11095.00
VARIABLE O AND M COSTS	$/MWH	3.49	3.49	9.86	11.48	0.86	3.25	9.30
-------- YEAR 2022 --------								
FIXED COSTS	$000/YR	0.00	0.00	51000.00	43490.00	42074.00	0.00	12231.00
VARIABLE O AND M COSTS	$/MWH	3.49	3.49	10.06	11.70	0.88	3.25	9.47
-------- YEAR 2023 --------								
FIXED COSTS	$000/YR	0.00	0.00	51794.00	48339.00	45183.00	0.00	14443.00
VARIABLE O AND M COSTS	$/MWH	3.49	3.49	10.25	11.91	0.90	3.25	9.65
-------- YEAR 2024 --------								
FIXED COSTS	$000/YR	0.00	0.00	52614.00	46003.00	50809.00	0.00	13953.00
VARIABLE O AND M COSTS	$/MWH	3.49	3.49	10.45	12.14	0.92	3.25	9.83
-------- YEAR 2025 --------								
FIXED COSTS	$000/YR	0.00	0.00	53437.00	50472.00	49952.00	0.00	14525.00
VARIABLE O AND M COSTS	$/MWH	3.49	3.49	10.65	12.36	0.94	3.25	10.02
-------- YEAR 2026 --------								
FIXED COSTS	$000/YR	0.00	0.00	54281.00	52630.00	54606.00	0.00	13686.00
VARIABLE O AND M COSTS	$/MWH	3.49	3.49	10.85	12.59	0.96	3.25	10.21
-------- YEAR 2027 --------								
FIXED COSTS	$000/YR	0.00	0.00	55142.00	56762.00	50654.00	0.00	14768.00
VARIABLE O AND M COSTS	$/MWH	3.49	3.49	11.06	12.82	0.99	3.25	10.40
-------- YEAR 2028 --------								
FIXED COSTS	$000/YR	0.00	0.00	56018.00	58407.00	55179.00	0.00	14275.00
VARIABLE O AND M COSTS	$/MWH	3.49	3.49	11.27	13.06	1.01	3.25	10.59
-------- YEAR 2029 --------								
FIXED COSTS	$000/YR	0.00	0.00	56911.00	66956.00	52462.00	0.00	16129.00
VARIABLE O AND M COSTS	$/MWH	3.49	3.49	11.48	13.30	1.03	3.25	10.79
-------- YEAR 2030 --------								
FIXED COSTS	$000/YR	0.00	0.00	57822.00	66040.00	55614.00	0.00	15979.00
VARIABLE O AND M COSTS	$/MWH	3.49	3.49	11.70	13.55	1.05	3.25	10.99
-------- YEAR 2031 --------								
FIXED COSTS	$000/YR	0.00	0.00	58750.00	67988.00	61335.00	0.00	15230.00
VARIABLE O AND M COSTS	$/MWH	3.49	3.49	11.92	13.80	1.08	3.25	11.19
-------- YEAR 2032 --------								
FIXED COSTS	$000/YR	0.00	0.00	59697.00	72699.00	58273.00	0.00	14904.00
VARIABLE O AND M COSTS	$/MWH	3.49	3.49	12.14	14.05	1.10	3.25	11.40
-------- YEAR 2033 --------								
FIXED COSTS	$000/YR	0.00	0.00	60662.00	74830.00	58936.00	0.00	15796.00
VARIABLE O AND M COSTS	$/MWH	3.49	3.49	12.37	14.31	1.12	3.25	11.61
-------- YEAR 2034 --------								
FIXED COSTS	$000/YR	0.00	0.00	61645.00	79589.00	58995.00	0.00	14917.00
VARIABLE O AND M COSTS	$/MWH	3.49	3.49	12.61	14.57	1.15	3.25	11.83
-------- YEAR 2035 --------								
FIXED COSTS	$000/YR	0.00	0.00	62647.00	87242.00	61127.00	0.00	14995.00
VARIABLE O AND M COSTS	$/MWH	3.49	3.49	12.85	14.84	1.17	3.25	12.05
-------- YEAR 2036 --------								
FIXED COSTS	$000/YR	0.00	0.00	39025.00	72766.00	65968.00	0.00	12322.00
VARIABLE O AND M COSTS	$/MWH	3.49	3.49	13.09	15.12	1.20	3.25	12.27
-------- YEAR 2037 --------								
FIXED COSTS	$000/YR	0.00	0.00	36875.00	70165.00	62501.00	0.00	10734.00
VARIABLE O AND M COSTS	$/MWH	3.49	3.49	13.34	15.39	1.22	3.25	12.50
-------- YEAR 2038 --------								
FIXED COSTS	$000/YR	0.00	0.00	37585.00	70582.00	66847.00	0.00	11279.00
VARIABLE O AND M COSTS	$/MWH	3.49	3.49	13.59	15.68	1.25	3.25	12.74
-------- YEAR 2039 --------								
FIXED COSTS	$000/YR	0.00	0.00	37670.00	75274.00	64536.00	0.00	10474.00
VARIABLE O AND M COSTS	$/MWH	3.49	3.49	13.85	15.97	1.28	3.25	12.97
-------- YEAR 2040 --------								
FIXED COSTS	$000/YR	0.00	0.00	94557.00	445684.00	301772.00	0.00	25523.00
VARIABLE O AND M COSTS	$/MWH	3.49	3.49	14.11	16.26	1.30	3.25	13.21

THERMAL UNIT	137 RP2D_KP	144 TC4_ESP	145 A390% AP	146 A390%OP	147 MTN_90%	148 RPT1_90%	149 RPT2_90%

		2	4	3	3	1	1	2
-------- YEAR 2011 --------								
ANCILLARY REVENUE RATE	$/MWH	0.00	0.00	0.00	0.00	0.00	0.00	0.00
[redacted]	[redacted]	[redacted]	[redacted]	[redacted]	[redacted]	[redacted]	[redacted]	[redacted]
AVG HEAT RATE MAXIMUM SEASONAL P		0	0	0	0	0	0	0
AVG HEAT RATE MINIMUM SEASONAL P		0	0	0	0	0	0	0
BID PRICE AT INCREMENTAL	$/MWH	0.00	0.00	0.00	0.00	0.00	0.00	0.00
BID PRICE AT MINIMUM	$/MWH	0.00	0.00	0.00	0.00	0.00	0.00	0.00
BID PRICE CAPACITY FACTOR	%	0.00	0.00	0.00	0.00	0.00	0.00	0.00
BID PRICE COST FACTOR	%	0.00	0.00	0.00	0.00	0.00	0.00	0.00
BID PRICE INCREMENTAL SEASONAL P		0	0	0	0	0	0	0
BID PRICE MINIMUM SEASONAL POINT		0	0	0	0	0	0	0
CAPACITY REVENUE PROFILE		0	0	0	0	0	0	0
CAPACITY REVENUE RATE	$/KW	0.00	0.00	0.00	0.00	0.00	0.00	0.00
CAPACITY SEGMENT PROFILE		0	69	0	167	121	169	170
CAPITAL COSTS	$000	0.00	0.00	0.00	0.00	0.00	0.00	0.00
DERATION LIBRARY POINTER		59	69	3	3	98	58	59
DISPATCH PENALTY AT MAXIMUM		1.00	1.00	1.00	1.00	1.00	1.00	1.00
DISPATCH PENALTY AT MINIMUM		1.00	1.00	1.00	1.00	1.00	1.00	1.00
ENERGY MARGIN CAPACITY FACTOR	FRACTION	0.00	0.00	0.00	0.00	0.00	0.00	0.00
FIXED ANNUAL CAPACITY RATE	$/KW/YR	0.00	0.00	0.00	0.00	0.00	0.00	0.00
FIXED COSTS	$000/YR	0.00	0.00	37159.33	15815.54	13534.59	0.00	0.00
FIXED SEASONAL CAPACITY RATE	$/KW/SEA	0.00	0.00	0.00	0.00	0.00	0.00	0.00
FIXED SEASONAL RATE PROFILE		0	0	0	0	0	0	0
HEAT RATE PROFILE		0	69	174	174	175	176	177
MAINTENANCE REQUIREMENT	WKS/YEAR	0.00	0.00	0.00	0.00	0.00	0.00	0.00
MAINTENANCE SEASONAL METHOD		1	1	1	1	1	1	1
MAINTENANCE SEASONAL POINTER		0	0	0	0	0	0	0
[redacted]	[redacted]	[redacted]	[redacted]	[redacted]	[redacted]	[redacted]	[redacted]	[redacted]
MATURE OUTAGE RATE SEASONAL PROF		0	0	0	0	0	0	0
MAXIMUM CAPACITY	MW	193.00	500.00	368.30	736.67	1125.00	1087.00	1070.00
MINIMUM CAPACITY	MW	193.00	300.00	368.30	382.00	600.00	815.00	815.00
MUST RUN INDICATOR		0	1	1	1	1	1	1
PARTIAL OUTAGE RATE	%	0.00	0.00	0.00	0.00	0.00	0.00	0.00
PARTIAL OUTAGE RATE SEASONAL PRO		0	0	0	0	0	0	0
PERCENT FIRM	%	93.69	83.56	95.24	95.24	94.78	93.26	93.69
RENEWABLE ENERGY CREDIT	RATIO	0.00	0.00	0.00	0.00	0.00	0.00	0.00
SEASONAL VARIABLE COST PROFILE		0	0	250	250	250	0	0
VARIABLE O AND M COSTS	$/MWH	0.69	3.25	6.64	6.64	6.64	6.19	5.89
-------- YEAR 2012 --------								
[redacted]	[redacted]	[redacted]	[redacted]	[redacted]	[redacted]	[redacted]	[redacted]	[redacted]
PERCENT FIRM	%	93.23	82.95	95.42	95.42	94.97	93.08	93.23
VARIABLE O AND M COSTS	$/MWH	0.70	3.25	6.64	6.64	6.64	6.19	5.89
-------- YEAR 2013 --------								
FIXED COSTS	$000/YR	0.00	0.00	53622.27	21432.37	35115.84	0.00	0.00
[redacted]	[redacted]	[redacted]	[redacted]	[redacted]	[redacted]	[redacted]	[redacted]	[redacted]
PERCENT FIRM	%	92.76	80.46	95.45	95.45	95.01	93.23	92.76
VARIABLE O AND M COSTS	$/MWH	0.72	3.25	6.64	6.64	6.64	6.19	5.89
-------- YEAR 2014 --------								
FIXED COSTS	$000/YR	0.00	0.00	46278.29	19567.19	53294.17	0.00	0.00
VARIABLE O AND M COSTS	$/MWH	0.73	3.25	6.64	6.64	6.64	6.19	5.89
-------- YEAR 2015 --------								
FIXED COSTS	$000/YR	0.00	0.00	57362.63	26103.08	45879.80	0.00	0.00
VARIABLE O AND M COSTS	$/MWH	0.75	3.25	6.64	6.64	6.64	6.19	5.89

NOTE: DATA DISPLAYED AFTER 2011 ONLY IF
VALUE CHANGED FROM PREVIOUS YEAR.

AEP EAST
GENERATION AND FUEL MODULE
INPUT SUMMARY REPORT

QUALIFIER = GAF.INPUT.THERMAL UNIT.

THERMAL UNIT		137 RP2D_KP 2	144 TC4_ESP 4	145 A390% AP 3	146 A390%OP 3	147 MTN_90% 1	148 RPT1_90% 1	149 RPT2_90% 2
-------- YEAR 2016 --------								
FIXED COSTS	$000/YR	0.00	0.00	67579.17	33387.89	86618.34	0.00	0.00
VARIABLE O AND M COSTS	$/MWH	0.76	3.25	6.64	6.64	6.64	6.19	5.89
-------- YEAR 2017 --------								
DERATION LIBRARY POINTER		59	69	3	3	98	59	59
FIXED COSTS	$000/YR	0.00	0.00	68323.79	40702.05	73117.19	0.00	0.00
VARIABLE O AND M COSTS	$/MWH	0.78	3.25	6.64	6.64	6.64	6.19	5.89
-------- YEAR 2018 --------								
FIXED COSTS	$000/YR	0.00	0.00	57186.02	38264.98	87219.08	0.00	0.00
VARIABLE O AND M COSTS	$/MWH	0.80	3.25	6.64	6.64	6.64	6.19	5.89
-------- YEAR 2019 --------								
FIXED COSTS	$000/YR	0.00	0.00	68800.85	41682.87	80550.57	0.00	0.00
VARIABLE O AND M COSTS	$/MWH	0.82	3.25	6.64	6.64	6.64	6.19	5.89
-------- YEAR 2020 --------								
FIXED COSTS	$000/YR	5138.00	0.00	64944.07	37986.84	86465.66	0.00	0.00
VARIABLE O AND M COSTS	$/MWH	0.84	3.25	6.64	6.64	6.64	6.19	5.89
-------- YEAR 2021 --------								
FIXED COSTS	$000/YR	5761.00	0.00	68606.87	43775.85	91550.24	0.00	0.00
VARIABLE O AND M COSTS	$/MWH	0.86	3.25	6.64	6.64	6.64	6.19	5.89
-------- YEAR 2022 --------								
FIXED COSTS	$000/YR	5996.00	0.00	72604.18	45880.61	63191.60	0.00	0.00
VARIABLE O AND M COSTS	$/MWH	0.88	3.25	6.64	6.64	6.64	6.19	5.89
-------- YEAR 2023 --------								
FIXED COSTS	$000/YR	6419.00	0.00	73819.76	47328.14	63474.61	0.00	0.00
VARIABLE O AND M COSTS	$/MWH	0.90	3.25	6.64	6.64	6.64	6.19	5.89
-------- YEAR 2024 --------								
FIXED COSTS	$000/YR	7219.00	0.00	76601.47	49873.90	71955.60	0.00	0.00
VARIABLE O AND M COSTS	$/MWH	0.92	3.25	6.64	6.64	6.64	6.19	5.89
-------- YEAR 2025 --------								
FIXED COSTS	$000/YR	7045.00	0.00	88626.22	11659.01	69202.64	0.00	0.00
VARIABLE O AND M COSTS	$/MWH	0.94	3.25	6.64	6.64	6.64	6.19	5.89
-------- YEAR 2026 --------								
FIXED COSTS	$000/YR	7839.00	0.00	91235.02	12781.52	91234.39	0.00	0.00
VARIABLE O AND M COSTS	$/MWH	0.96	3.25	6.64	6.64	6.64	6.19	5.89
-------- YEAR 2027 --------								
FIXED COSTS	$000/YR	7814.00	0.00	94153.86	20250.06	73539.90	0.00	0.00
VARIABLE O AND M COSTS	$/MWH	0.99	3.25	6.64	6.64	6.64	6.19	5.89
-------- YEAR 2028 --------								
FIXED COSTS	$000/YR	8661.00	0.00	97079.59	21291.62	81342.54	0.00	0.00
VARIABLE O AND M COSTS	$/MWH	1.01	3.25	6.64	6.64	6.64	6.19	5.89
-------- YEAR 2029 --------								
FIXED COSTS	$000/YR	8659.00	0.00	100016.08	22774.73	79760.94	0.00	0.00
VARIABLE O AND M COSTS	$/MWH	1.03	3.25	6.64	6.64	6.64	6.19	5.89
-------- YEAR 2030 --------								
FIXED COSTS	$000/YR	9188.00	0.00	103067.47	17458.61	88078.74	0.00	0.00
VARIABLE O AND M COSTS	$/MWH	1.05	3.25	6.64	6.64	6.64	6.19	5.89
-------- YEAR 2031 --------								
FIXED COSTS	$000/YR	10052.00	0.00	103194.00	14658.88	80023.92	0.00	0.00
VARIABLE O AND M COSTS	$/MWH	1.08	3.25	6.64	6.64	6.64	6.19	5.89
-------- YEAR 2032 --------								
FIXED COSTS	$000/YR	9221.00	0.00	104880.97	21706.55	76195.13	0.00	0.00
VARIABLE O AND M COSTS	$/MWH	1.10	3.25	6.64	6.64	6.64	6.19	5.89
-------- YEAR 2033 --------								
FIXED COSTS	$000/YR	9629.00	0.00	104972.18	17021.04	67427.20	0.00	0.00
VARIABLE O AND M COSTS	$/MWH	1.12	3.25	6.64	6.64	6.64	6.19	5.89
-------- YEAR 2034 --------								
FIXED COSTS	$000/YR	9529.00	0.00	106253.63	15062.34	68825.85	0.00	0.00
VARIABLE O AND M COSTS	$/MWH	1.15	3.25	6.64	6.64	6.64	6.19	5.89
-------- YEAR 2035 --------								
FIXED COSTS	$000/YR	10050.00	0.00	107510.37	5479.40	61143.53	0.00	0.00
VARIABLE O AND M COSTS	$/MWH	1.17	3.25	6.64	6.64	6.64	6.19	5.89
-------- YEAR 2036 --------								
FIXED COSTS	$000/YR	10918.00	0.00	107532.63	272.00	83592.85	0.00	0.00
VARIABLE O AND M COSTS	$/MWH	1.20	3.25	6.64	6.64	6.64	6.19	5.89
-------- YEAR 2037 --------								
FIXED COSTS	$000/YR	10512.00	0.00	110065.30	8997.21	59044.96	0.00	0.00
VARIABLE O AND M COSTS	$/MWH	1.22	3.25	6.64	6.64	6.64	6.19	5.89
-------- YEAR 2038 --------								
FIXED COSTS	$000/YR	10992.00	0.00	112670.43	-1271.45	65166.14	0.00	0.00
VARIABLE O AND M COSTS	$/MWH	1.25	3.25	6.64	6.64	6.64	6.19	5.89
-------- YEAR 2039 --------								

FIXED COSTS	$000/YR	10663.00	0.00	114701.17	8536.66	61218.57	0.00	0.00
VARIABLE O AND M COSTS	$/MWH	1.28	3.25	6.64	6.64	6.64	6.19	5.89
-------- YEAR 2040 --------								
FIXED COSTS	$000/YR	57885.00	0.00	330344.00	254527.97	511774.31	0.00	0.00
VARIABLE O AND M COSTS	$/MWH	1.30	3.25	6.64	6.64	6.64	6.19	5.89
THERMAL UNIT		150	151	153	154	155	156	157
		GV1_90%	GV2_90%	MTN_18%	CC_FA_KP	CT_OHIO	CC_OH	CT_I&M
		1	2	1	1	1	1	1
-------- YEAR 2011 --------								
ANCILLARY REVENUE RATE	$/MWH	0.00	0.00	0.00	0.00	0.00	0.00	0.00
[redacted]	[redacted]	[redacted]	[redacted]	[redacted]	[redacted]	[redacted]	[redacted]	[redacted]
AVG HEAT RATE MAXIMUM SEASONAL P		0	0	0	0	0	0	0
AVG HEAT RATE MINIMUM SEASONAL P		0	0	0	0	0	0	0
BID PRICE AT INCREMENTAL	$/MWH	0.00	0.00	0.00	0.00	0.00	0.00	0.00
BID PRICE AT MINIMUM	$/MWH	0.00	0.00	0.00	0.00	0.00	0.00	0.00
BID PRICE CAPACITY FACTOR	%	0.00	0.00	0.00	0.00	0.00	0.00	0.00
BID PRICE COST FACTOR	%	0.00	0.00	0.00	0.00	0.00	0.00	0.00
BID PRICE INCREMENTAL SEASONAL P		0	0	0	0	0	0	0
BID PRICE MINIMUM SEASONAL POINT		0	0	0	0	0	0	0
CAPACITY REVENUE PROFILE		0	0	0	0	0	0	0
CAPACITY REVENUE RATE	$/KW	0.00	0.00	0.00	0.00	0.00	0.00	0.00
CAPACITY SEGMENT PROFILE		171	172	98	184	0	126	0
CAPITAL COSTS	$000	0.00	0.00	0.00	0.00	0.00	0.00	0.00
DERATION LIBRARY POINTER		27	27	98	121	120	121	120
DISPATCH PENALTY AT MAXIMUM		1.00	1.00	1.00	1.00	1.00	1.00	1.00
DISPATCH PENALTY AT MINIMUM		1.00	1.00	1.00	1.00	1.00	1.00	1.00
ENERGY MARGIN CAPACITY FACTOR	FRACTION	0.00	0.00	0.00	0.00	0.00	0.00	0.00
FIXED ANNUAL CAPACITY RATE	$/KW/YR	0.00	0.00	0.00	15.43	8.28	9.51	8.28
FIXED COSTS	$000/YR	8764.71	0.00	13534.59	0.00	0.00	0.00	0.00
FIXED SEASONAL CAPACITY RATE	$/KW/SEA	0.00	0.00	0.00	0.00	0.00	0.00	0.00
FIXED SEASONAL RATE PROFILE		0	0	0	0	0	0	0
HEAT RATE PROFILE		178	179	181	138	0	136	0
MAINTENANCE REQUIREMENT	WKS/YEAR	0.00	0.00	0.00	4.00	0.00	4.00	0.00
MAINTENANCE SEASONAL METHOD		1	1	1	1	1	1	1
MAINTENANCE SEASONAL POINTER		0	0	0	0	0	0	0
[redacted]	[redacted]	[redacted]	[redacted]	[redacted]	[redacted]	[redacted]	[redacted]	[redacted]
MATURE OUTAGE RATE SEASONAL PROF		0	0	0	0	0	0	0
MAXIMUM CAPACITY	MW	1125.00	1122.00	1256.00	602.00	86.00	618.00	86.00
MINIMUM CAPACITY	MW	900.00	893.00	600.00	301.00	86.00	309.00	86.00
MUST RUN INDICATOR		1	1	1	0	0	0	0
PARTIAL OUTAGE RATE	%	0.00	0.00	0.00	0.00	0.00	0.00	0.00
PARTIAL OUTAGE RATE SEASONAL PRO		0	0	0	0	0	0	0
PERCENT FIRM	%	94.10	95.60	94.78	96.00	97.00	96.00	97.00
RENEWABLE ENERGY CREDIT	RATIO	0.00	0.00	0.00	0.00	0.00	0.00	0.00
SEASONAL VARIABLE COST PROFILE		250	250	250	0	0	0	0
VARIABLE O AND M COSTS	$/MWH	6.64	4.98	3.46	2.96	9.03	3.49	9.03
-------- YEAR 2012 --------								
FIXED COSTS	$000/YR	15440.11	0.00	29605.59	0.00	0.00	0.00	0.00
MATURE FORCED OUTAGE RATE	%	6.82	5.09	5.03	4.00	3.00	4.00	3.00
PERCENT FIRM	%	93.18	94.91	94.97	96.00	97.00	96.00	97.00
-------- YEAR 2013 --------								
FIXED COSTS	$000/YR	14326.69	0.00	35115.84	0.00	0.00	0.00	0.00
MATURE FORCED OUTAGE RATE	%	7.74	5.05	4.99	4.00	3.00	4.00	3.00
PERCENT FIRM	%	92.26	94.95	95.01	96.00	97.00	96.00	97.00

NOTE: DATA DISPLAYED AFTER 2011 ONLY IF
VALUE CHANGED FROM PREVIOUS YEAR.

AEP EAST
GENERATION AND FUEL MODULE
INPUT SUMMARY REPORT

QUALIFIER = GAF.INPUT.THERMAL UNIT.

THERMAL UNIT		150 GV1_90% 1	151 GV2_90% 2	153 MTN_18% 1	154 CC_FA_KP 1	155 CT_OHIO 1	156 CC_OH 1	157 CT_I&M 1
-------- YEAR 2014 --------								
FIXED COSTS	$000/YR	34782.15	0.00	53294.17	0.00	0.00	0.00	0.00
-------- YEAR 2015 --------								
FIXED COSTS	$000/YR	30441.83	0.00	45879.80	0.00	0.00	0.00	0.00
-------- YEAR 2016 --------								
FIXED COSTS	$000/YR	54365.89	0.00	86618.34	0.00	0.00	0.00	0.00
-------- YEAR 2017 --------								
FIXED COSTS	$000/YR	45707.44	0.00	73117.19	0.00	0.00	0.00	0.00
-------- YEAR 2018 --------								
FIXED COSTS	$000/YR	54842.56	0.00	87219.08	0.00	0.00	0.00	0.00
-------- YEAR 2019 --------								
FIXED COSTS	$000/YR	49729.78	0.00	80550.57	0.00	0.00	0.00	0.00
-------- YEAR 2020 --------								
FIXED COSTS	$000/YR	57120.38	0.00	86465.66	0.00	0.00	0.00	0.00
-------- YEAR 2021 --------								
FIXED COSTS	$000/YR	59254.23	0.00	91550.24	0.00	0.00	0.00	0.00
-------- YEAR 2022 --------								
FIXED COSTS	$000/YR	62912.33	0.00	63191.60	0.00	0.00	0.00	0.00
-------- YEAR 2023 --------								
FIXED COSTS	$000/YR	1975.62	0.00	63474.61	0.00	0.00	0.00	0.00
-------- YEAR 2024 --------								
FIXED COSTS	$000/YR	10272.09	0.00	71955.60	0.00	0.00	0.00	0.00
-------- YEAR 2025 --------								
FIXED COSTS	$000/YR	5499.72	0.00	69202.64	0.00	0.00	0.00	0.00
-------- YEAR 2026 --------								
FIXED COSTS	$000/YR	13096.68	0.00	91234.39	0.00	0.00	0.00	0.00
-------- YEAR 2027 --------								
FIXED COSTS	$000/YR	9780.18	0.00	73539.90	0.00	0.00	0.00	0.00
-------- YEAR 2028 --------								
FIXED COSTS	$000/YR	19118.17	0.00	81342.54	0.00	0.00	0.00	0.00
-------- YEAR 2029 --------								
FIXED COSTS	$000/YR	13957.95	0.00	79760.94	0.00	0.00	0.00	0.00
-------- YEAR 2030 --------								
FIXED COSTS	$000/YR	22009.21	0.00	88078.74	0.00	0.00	0.00	0.00
-------- YEAR 2031 --------								
FIXED COSTS	$000/YR	16807.61	0.00	80023.92	0.00	0.00	0.00	0.00
-------- YEAR 2032 --------								
FIXED COSTS	$000/YR	23394.33	0.00	76195.13	0.00	0.00	0.00	0.00
-------- YEAR 2033 --------								
FIXED COSTS	$000/YR	17259.00	0.00	67427.20	0.00	0.00	0.00	0.00
-------- YEAR 2034 --------								
FIXED COSTS	$000/YR	21098.00	0.00	68825.85	0.00	0.00	0.00	0.00
-------- YEAR 2035 --------								
FIXED COSTS	$000/YR	7295.00	0.00	61143.53	0.00	0.00	0.00	0.00
-------- YEAR 2036 --------								
FIXED COSTS	$000/YR	5614.73	0.00	83592.85	0.00	0.00	0.00	0.00
-------- YEAR 2037 --------								
FIXED COSTS	$000/YR	-649.82	0.00	59044.96	0.00	0.00	0.00	0.00
-------- YEAR 2038 --------								
FIXED COSTS	$000/YR	6609.94	0.00	65166.14	0.00	0.00	0.00	0.00
-------- YEAR 2039 --------								
FIXED COSTS	$000/YR	-2273.19	0.00	61218.57	0.00	0.00	0.00	0.00
-------- YEAR 2040 --------								
FIXED COSTS	$000/YR	429776.09	0.00	511774.31	0.00	0.00	0.00	0.00

THERMAL UNIT		158 CC_I&M 1	159 CT_APCO 1	160 CC_APCO 1	161 CT_KPCO 1	162 CC_KPCO 1	163 BS2 FGD 1	164 BS2 FGD 5
-------- YEAR 2011 --------								
ANCILLARY REVENUE RATE	$/MWH	0.00	0.00	0.00	0.00	0.00	0.00	0.00
[redacted]	[redacted]	[redacted]	[redacted]	[redacted]	[redacted]	[redacted]	[redacted]	[redacted]
AVG HEAT RATE MAXIMUM SEASONAL P		0	0	0	0	0	0	0
AVG HEAT RATE MINIMUM SEASONAL P		0	0	0	0	0	0	0
BID PRICE AT INCREMENTAL	$/MWH	0.00	0.00	0.00	0.00	0.00	0.00	0.00
BID PRICE AT MINIMUM	$/MWH	0.00	0.00	0.00	0.00	0.00	0.00	0.00
BID PRICE CAPACITY FACTOR	%	0.00	0.00	0.00	0.00	0.00	0.00	0.00

BID PRICE COST FACTOR	%	0.00	0.00	0.00	0.00	0.00	0.00	0.00
BID PRICE INCREMENTAL SEASONAL P		0	0	0	0	0	0	0
BID PRICE MINIMUM SEASONAL POINT		0	0	0	0	0	0	0
CAPACITY REVENUE PROFILE		0	0	0	0	0	0	0
CAPACITY REVENUE RATE	$/KW	0.00	0.00	0.00	0.00	0.00	0.00	0.00
CAPACITY SEGMENT PROFILE		126	0	126	0	125	176	177
CAPITAL COSTS	$000	0.00	0.00	0.00	0.00	0.00	0.00	0.00
DERATION LIBRARY POINTER		121	120	121	120	121	6	6
DISPATCH PENALTY AT MAXIMUM		1.00	1.00	1.00	1.00	1.00	1.00	1.00
DISPATCH PENALTY AT MINIMUM		1.00	1.00	1.00	1.00	1.00	1.00	1.00
ENERGY MARGIN CAPACITY FACTOR	FRACTION	0.00	0.00	0.00	0.00	0.00	0.00	0.00
FIXED ANNUAL CAPACITY RATE	$/KW/YR	9.51	8.28	9.51	8.28	15.01	0.00	0.00
FIXED COSTS	$000/YR	0.00	0.00	0.00	0.00	0.00	31434.00	31434.00
FIXED SEASONAL CAPACITY RATE	$/KW/SEA	0.00	0.00	0.00	0.00	0.00	0.00	0.00
FIXED SEASONAL RATE PROFILE		0	0	0	0	0	0	0
HEAT RATE PROFILE		136	0	136	0	137	6	6
MAINTENANCE REQUIREMENT	WKS/YEAR	4.00	0.00	4.00	0.00	4.00	0.00	0.00
MAINTENANCE SEASONAL METHOD		1	1	1	1	1	1	1
MAINTENANCE SEASONAL POINTER		0	0	0	0	0	0	0
[redacted]	[redacted]	[redacted]	[redacted]	[redacted]	[redacted]	[redacted]	[redacted]	[redacted]
MATURE OUTAGE RATE SEASONAL PROF		0	0	0	0	0	0	0
MAXIMUM CAPACITY	MW	618.00	86.00	618.00	86.00	424.00	777.00	787.00
MINIMUM CAPACITY	MW	309.00	86.00	309.00	86.00	212.00	500.00	500.00
MUST RUN INDICATOR		0	0	0	0	0	0	0
PARTIAL OUTAGE RATE	%	0.00	0.00	0.00	0.00	0.00	0.00	0.00
PARTIAL OUTAGE RATE SEASONAL PRO		0	0	0	0	0	0	0
PERCENT FIRM	%	96.00	97.00	96.00	97.00	96.00	92.50	92.50
RENEWABLE ENERGY CREDIT	RATIO	0.00	0.00	0.00	0.00	0.00	0.00	0.00
SEASONAL VARIABLE COST PROFILE		0	0	0	0	0	0	0
VARIABLE O AND M COSTS	$/MWH	3.49	9.03	3.49	9.03	3.64	2.82	5.94
-------- YEAR 2012 --------								
FIXED COSTS	$000/YR	0.00	0.00	0.00	0.00	0.00	21680.00	21680.00
[redacted]	[redacted]	[redacted]	[redacted]	[redacted]	[redacted]	[redacted]	[redacted]	[redacted]
PERCENT FIRM	%	96.00	97.00	96.00	97.00	96.00	94.00	94.00
VARIABLE O AND M COSTS	$/MWH	3.49	9.03	3.49	9.03	3.64	2.88	6.06
-------- YEAR 2013 --------								
FIXED COSTS	$000/YR	0.00	0.00	0.00	0.00	0.00	32175.00	32175.00
[redacted]	[redacted]	[redacted]	[redacted]	[redacted]	[redacted]	[redacted]	[redacted]	[redacted]
PERCENT FIRM	%	96.00	97.00	96.00	97.00	96.00	93.00	93.00
VARIABLE O AND M COSTS	$/MWH	3.49	9.03	3.49	9.03	3.64	2.94	6.20
-------- YEAR 2014 --------								
FIXED COSTS	$000/YR	0.00	0.00	0.00	0.00	0.00	30536.00	30536.00
[redacted]	[redacted]	[redacted]	[redacted]	[redacted]	[redacted]	[redacted]	[redacted]	[redacted]
PERCENT FIRM	%	96.00	97.00	96.00	97.00	96.00	94.50	94.50
VARIABLE O AND M COSTS	$/MWH	3.49	9.03	3.49	9.03	3.64	2.99	6.30
-------- YEAR 2015 --------								
FIXED COSTS	$000/YR	0.00	0.00	0.00	0.00	0.00	41148.00	41037.00
[redacted]	[redacted]	[redacted]	[redacted]	[redacted]	[redacted]	[redacted]	[redacted]	[redacted]
VARIABLE O AND M COSTS	$/MWH	3.49	9.03	3.49	9.03	3.64	3.10	6.55
-------- YEAR 2016 --------								
FIXED COSTS	$000/YR	0.00	0.00	0.00	0.00	0.00	58192.00	55934.00
[redacted]	[redacted]	[redacted]	[redacted]	[redacted]	[redacted]	[redacted]	[redacted]	[redacted]
PERCENT FIRM	%	96.00	97.00	96.00	97.00	96.00	93.50	93.50
VARIABLE O AND M COSTS	$/MWH	3.49	9.03	3.49	9.03	3.64	3.18	6.73

NOTE: DATA DISPLAYED AFTER 2011 ONLY IF
VALUE CHANGED FROM PREVIOUS YEAR.

AEP EAST
GENERATION AND FUEL MODULE
INPUT SUMMARY REPORT

QUALIFIER = GAF.INPUT.THERMAL UNIT.

THERMAL UNIT		158 CC_I&M 1	159 CT_APCO 1	160 CC_APCO 1	161 CT_KPCO 1	162 CC_KPCO 1	163 BS2 FGD 1	164 BS2 FGD 5
-------- YEAR 2017 --------								
FIXED COSTS	$000/YR	0.00	0.00	0.00	0.00	0.00	65898.00	63617.00
[redacted]	[redacted]	[redacted]	[redacted]	[redacted]	[redacted]	[redacted]	[redacted]	[redacted]
PERCENT FIRM	%	96.00	97.00	96.00	97.00	96.00	94.50	94.50
VARIABLE O AND M COSTS	$/MWH	3.49	9.03	3.49	9.03	3.64	3.25	6.87
-------- YEAR 2018 --------								
FIXED COSTS	$000/YR	0.00	0.00	0.00	0.00	0.00	81303.00	79000.00
[redacted]	[redacted]	[redacted]	[redacted]	[redacted]	[redacted]	[redacted]	[redacted]	[redacted]
PERCENT FIRM	%	96.00	97.00	96.00	97.00	96.00	94.00	94.00
VARIABLE O AND M COSTS	$/MWH	3.49	9.03	3.49	9.03	3.64	3.31	6.99
-------- YEAR 2019 --------								
FIXED COSTS	$000/YR	0.00	0.00	0.00	0.00	0.00	73968.00	71642.00
[redacted]	[redacted]	[redacted]	[redacted]	[redacted]	[redacted]	[redacted]	[redacted]	[redacted]
PERCENT FIRM	%	96.00	97.00	96.00	97.00	96.00	93.50	93.50
VARIABLE O AND M COSTS	$/MWH	3.49	9.03	3.49	9.03	3.64	3.37	7.11
-------- YEAR 2020 --------								
FIXED COSTS	$000/YR	0.00	0.00	0.00	0.00	0.00	71482.00	69132.00
[redacted]	[redacted]	[redacted]	[redacted]	[redacted]	[redacted]	[redacted]	[redacted]	[redacted]
PERCENT FIRM	%	96.00	97.00	96.00	97.00	96.00	93.00	93.00
VARIABLE O AND M COSTS	$/MWH	3.49	9.03	3.49	9.03	3.64	3.43	7.24
-------- YEAR 2021 --------								
FIXED COSTS	$000/YR	0.00	0.00	0.00	0.00	0.00	74039.00	71667.00
VARIABLE O AND M COSTS	$/MWH	3.49	9.03	3.49	9.03	3.64	3.50	7.38
-------- YEAR 2022 --------								
FIXED COSTS	$000/YR	0.00	0.00	0.00	0.00	0.00	76327.00	73931.00
VARIABLE O AND M COSTS	$/MWH	3.49	9.03	3.49	9.03	3.64	3.57	7.52
-------- YEAR 2023 --------								
FIXED COSTS	$000/YR	0.00	0.00	0.00	0.00	0.00	78711.00	76291.00
VARIABLE O AND M COSTS	$/MWH	3.49	9.03	3.49	9.03	3.64	3.65	7.67
-------- YEAR 2024 --------								
FIXED COSTS	$000/YR	0.00	0.00	0.00	0.00	0.00	80844.00	78399.00
VARIABLE O AND M COSTS	$/MWH	3.49	9.03	3.49	9.03	3.64	3.72	7.82
-------- YEAR 2025 --------								
FIXED COSTS	$000/YR	0.00	0.00	0.00	0.00	0.00	83050.00	80580.00
VARIABLE O AND M COSTS	$/MWH	3.49	9.03	3.49	9.03	3.64	3.79	7.97
-------- YEAR 2026 --------								
FIXED COSTS	$000/YR	0.00	0.00	0.00	0.00	0.00	85365.00	82870.00
VARIABLE O AND M COSTS	$/MWH	3.49	9.03	3.49	9.03	3.64	3.87	8.12
-------- YEAR 2027 --------								
FIXED COSTS	$000/YR	0.00	0.00	0.00	0.00	0.00	87922.00	85401.00
VARIABLE O AND M COSTS	$/MWH	3.49	9.03	3.49	9.03	3.64	3.95	8.28
-------- YEAR 2028 --------								
FIXED COSTS	$000/YR	0.00	0.00	0.00	0.00	0.00	90333.00	87787.00
VARIABLE O AND M COSTS	$/MWH	3.49	9.03	3.49	9.03	3.64	4.02	8.44
-------- YEAR 2029 --------								
FIXED COSTS	$000/YR	0.00	0.00	0.00	0.00	0.00	92658.00	90085.00
VARIABLE O AND M COSTS	$/MWH	3.49	9.03	3.49	9.03	3.64	4.10	8.60
-------- YEAR 2030 --------								
FIXED COSTS	$000/YR	0.00	0.00	0.00	0.00	0.00	95320.00	92721.00
VARIABLE O AND M COSTS	$/MWH	3.49	9.03	3.49	9.03	3.64	4.18	8.76
-------- YEAR 2031 --------								
FIXED COSTS	$000/YR	0.00	0.00	0.00	0.00	0.00	95033.00	92407.00
VARIABLE O AND M COSTS	$/MWH	3.49	9.03	3.49	9.03	3.64	4.26	8.93
-------- YEAR 2032 --------								
FIXED COSTS	$000/YR	0.00	0.00	0.00	0.00	0.00	96599.00	93945.00
VARIABLE O AND M COSTS	$/MWH	3.49	9.03	3.49	9.03	3.64	4.35	9.10
-------- YEAR 2033 --------								
FIXED COSTS	$000/YR	0.00	0.00	0.00	0.00	0.00	96800.00	94119.00
VARIABLE O AND M COSTS	$/MWH	3.49	9.03	3.49	9.03	3.64	4.43	9.27
-------- YEAR 2034 --------								
FIXED COSTS	$000/YR	0.00	0.00	0.00	0.00	0.00	96168.00	93458.00
VARIABLE O AND M COSTS	$/MWH	3.49	9.03	3.49	9.03	3.64	4.52	9.45
-------- YEAR 2035 --------								
FIXED COSTS	$000/YR	0.00	0.00	0.00	0.00	0.00	93354.00	90616.00
VARIABLE O AND M COSTS	$/MWH	3.49	9.03	3.49	9.03	3.64	4.61	9.63
-------- YEAR 2036 --------								
FIXED COSTS	$000/YR	0.00	0.00	0.00	0.00	0.00	93721.00	90954.00
VARIABLE O AND M COSTS	$/MWH	3.49	9.03	3.49	9.03	3.64	4.70	9.81
-------- YEAR 2037 --------								
FIXED COSTS	$000/YR	0.00	0.00	0.00	0.00	0.00	95388.00	92592.00
VARIABLE O AND M COSTS	$/MWH	3.49	9.03	3.49	9.03	3.64	4.79	10.00
-------- YEAR 2038 --------								
FIXED COSTS	$000/YR	0.00	0.00	0.00	0.00	0.00	93740.00	90914.00

VARIABLE O AND M COSTS	$/MWH	3.49	9.03	3.49	9.03	3.64	4.88	10.19
-------- YEAR 2039 --------								
FIXED COSTS	$000/YR	0.00	0.00	0.00	0.00	0.00	96331.00	93474.00
VARIABLE O AND M COSTS	$/MWH	3.49	9.03	3.49	9.03	3.64	4.98	10.38
-------- YEAR 2040 --------								
FIXED COSTS	$000/YR	0.00	0.00	0.00	0.00	0.00	558652.00	551744.00
VARIABLE O AND M COSTS	$/MWH	3.49	9.03	3.49	9.03	3.64	5.07	10.58
THERMAL UNIT		165	166	168	169	170	171	172
		BS2 FGD	BS2 FGD	IGCC AP	PC_UL_AP	Nuke_AP	IGCC IM	PC_UL_IM
		22	23	1	1	1	1	1
-------- YEAR 2011 --------								
ANCILLARY REVENUE RATE	$/MWH	0.00	0.00	0.00	0.00	0.00	0.00	0.00
AVERAGE HEAT RATE AT MAXIMUM	MBTU/MWH	0.00	0.00	8.73	8.71	10.50	8.73	8.71
AVERAGE HEAT RATE AT MINIMUM	MBTU/MWH	0.00	0.00	9.34	9.32	10.50	9.34	9.32
AVG HEAT RATE MAXIMUM SEASONAL P		0	0	0	0	0	0	0
AVG HEAT RATE MINIMUM SEASONAL P		0	0	0	0	0	0	0
BID PRICE AT INCREMENTAL	$/MWH	0.00	0.00	0.00	0.00	0.00	0.00	0.00
BID PRICE AT MINIMUM	$/MWH	0.00	0.00	0.00	0.00	0.00	0.00	0.00
BID PRICE CAPACITY FACTOR	%	0.00	0.00	0.00	0.00	0.00	0.00	0.00
BID PRICE COST FACTOR	%	0.00	0.00	0.00	0.00	0.00	0.00	0.00
BID PRICE INCREMENTAL SEASONAL P		0	0	0	0	0	0	0
BID PRICE MINIMUM SEASONAL POINT		0	0	0	0	0	0	0
CAPACITY REVENUE PROFILE		0	0	0	0	0	0	0
CAPACITY REVENUE RATE	$/KW	0.00	0.00	0.00	0.00	0.00	0.00	0.00
CAPACITY SEGMENT PROFILE		178	179	106	102	0	106	102
CAPITAL COSTS	$000	0.00	0.00	0.00	0.00	0.00	0.00	0.00
DERATION LIBRARY POINTER		6	6	123	118	124	123	118
DISPATCH PENALTY AT MAXIMUM		1.00	1.00	1.00	1.00	1.00	1.00	1.00
DISPATCH PENALTY AT MINIMUM		1.00	1.00	1.00	1.00	1.00	1.00	1.00
ENERGY MARGIN CAPACITY FACTOR	FRACTION	0.00	0.00	0.00	0.00	0.00	0.00	0.00
FIXED ANNUAL CAPACITY RATE	$/KW/YR	0.00	0.00	69.51	32.36	69.05	69.51	32.36
FIXED COSTS	$000/YR	31434.00	0.00	0.00	0.00	0.00	0.00	0.00
FIXED SEASONAL CAPACITY RATE	$/KW/SEA	0.00	0.00	0.00	0.00	0.00	0.00	0.00
FIXED SEASONAL RATE PROFILE		0	0	0	0	0	0	0
HEAT RATE PROFILE		6	6	106	102	0	106	102
MAINTENANCE REQUIREMENT	WKS/YEAR	0.00	0.00	0.00	0.00	0.00	0.00	0.00
MAINTENANCE SEASONAL METHOD		1	1	1	1	1	1	1
MAINTENANCE SEASONAL POINTER		0	0	0	0	0	0	0
[redacted]	[redacted]	[redacted]	[redacted]	[redacted]	[redacted]	[redacted]	[redacted]	[redacted]
MATURE OUTAGE RATE SEASONAL PROF		0	0	0	0	0	0	0
MAXIMUM CAPACITY	MW	790.00	788.00	637.00	624.00	800.00	637.00	624.00
MINIMUM CAPACITY	MW	500.00	500.00	319.00	312.00	800.00	319.00	312.00
MUST RUN INDICATOR		0	0	1	1	0	1	1
PARTIAL OUTAGE RATE	%	0.00	0.00	0.00	0.00	0.00	0.00	0.00
PARTIAL OUTAGE RATE SEASONAL PRO		0	0	0	0	0	0	0
PERCENT FIRM	%	92.50	92.50	92.50	94.60	99.00	92.50	94.60
RENEWABLE ENERGY CREDIT	RATIO	0.00	0.00	0.00	0.00	0.00	0.00	0.00
SEASONAL VARIABLE COST PROFILE		0	0	0	0	0	0	0
VARIABLE O AND M COSTS	$/MWH	4.22	7.94	4.16	3.57	5.73	4.16	3.57
-------- YEAR 2012 --------								
FIXED COSTS	$000/YR	21680.00	0.00	0.00	0.00	0.00	0.00	0.00
[redacted]	[redacted]	[redacted]	[redacted]	[redacted]	[redacted]	[redacted]	[redacted]	[redacted]
PERCENT FIRM	%	94.00	94.00	92.50	94.60	99.00	92.50	94.60
VARIABLE O AND M COSTS	$/MWH	4.30	8.10	4.16	3.57	5.73	4.16	3.57
-------- YEAR 2013 --------								
FIXED COSTS	$000/YR	32175.00	0.00	0.00	0.00	0.00	0.00	0.00

NOTE: DATA DISPLAYED AFTER 2011 ONLY IF
VALUE CHANGED FROM PREVIOUS YEAR.

AEP EAST
GENERATION AND FUEL MODULE
INPUT SUMMARY REPORT

QUALIFIER = GAF.INPUT.THERMAL UNIT.

THERMAL UNIT		165 BS2 FGD 22	166 BS2 FGD 23	168 IGCC AP 1	169 PC_UL_AP 1	170 Nuke_AP 1	171 IGCC IM 1	172 PC_UL_IM 1
-------- YEAR 2013 --------								
[redacted]	[redacted]	[redacted]	[redacted]	[redacted]	[redacted]	[redacted]	[redacted]	[redacted]
PERCENT FIRM	%	93.00	93.00	92.50	94.60	99.00	92.50	94.60
VARIABLE O AND M COSTS	$/MWH	4.40	8.30	4.16	3.57	5.73	4.16	3.57
-------- YEAR 2014 --------								
FIXED COSTS	$000/YR	30536.00	0.00	0.00	0.00	0.00	0.00	0.00
[redacted]	[redacted]	[redacted]	[redacted]	[redacted]	[redacted]	[redacted]	[redacted]	[redacted]
PERCENT FIRM	%	94.50	94.50	92.50	94.60	99.00	92.50	94.60
VARIABLE O AND M COSTS	$/MWH	4.48	8.43	4.16	3.57	5.73	4.16	3.57
-------- YEAR 2015 --------								
FIXED COSTS	$000/YR	41981.00	0.00	0.00	0.00	0.00	0.00	0.00
[redacted]	[redacted]	[redacted]	[redacted]	[redacted]	[redacted]	[redacted]	[redacted]	[redacted]
[redacted]	[redacted]	[redacted]	[redacted]	[redacted]	[redacted]	[redacted]	92.50	94.60
VARIABLE O AND M COSTS	$/MWH	4.64	8.77	4.16	3.57	5.73	4.16	3.57
-------- YEAR 2016 --------								
FIXED COSTS	$000/YR	53805.00	83680.00	0.00	0.00	0.00	0.00	0.00
[redacted]	[redacted]	[redacted]	[redacted]	[redacted]	[redacted]	[redacted]	[redacted]	[redacted]
PERCENT FIRM	%	93.50	93.50	92.50	94.60	99.00	92.50	94.60
VARIABLE O AND M COSTS	$/MWH	4.77	9.02	4.16	3.57	5.73	4.16	3.57
-------- YEAR 2017 --------								
FIXED COSTS	$000/YR	58961.00	87349.00	0.00	0.00	0.00	0.00	0.00
[redacted]	[redacted]	[redacted]	[redacted]	[redacted]	[redacted]	[redacted]	[redacted]	[redacted]
PERCENT FIRM	%	94.50	94.50	92.50	94.60	99.00	92.50	94.60
VARIABLE O AND M COSTS	$/MWH	4.86	9.20	4.16	3.57	5.73	4.16	3.57
-------- YEAR 2018 --------								
FIXED COSTS	$000/YR	70130.00	95837.00	0.00	0.00	0.00	0.00	0.00
[redacted]	[redacted]	[redacted]	[redacted]	[redacted]	[redacted]	[redacted]	[redacted]	[redacted]
PERCENT FIRM	%	94.00	94.00	92.50	94.60	99.00	92.50	94.60
VARIABLE O AND M COSTS	$/MWH	4.95	9.36	4.16	3.57	5.73	4.16	3.57
-------- YEAR 2019 --------								
FIXED COSTS	$000/YR	62780.00	88356.00	0.00	0.00	0.00	0.00	0.00
[redacted]	[redacted]	[redacted]	[redacted]	[redacted]	[redacted]	[redacted]	[redacted]	[redacted]
PERCENT FIRM	%	93.50	93.50	92.50	94.60	99.00	92.50	94.60
VARIABLE O AND M COSTS	$/MWH	5.04	9.52	4.16	3.57	5.73	4.16	3.57
-------- YEAR 2020 --------								
FIXED COSTS	$000/YR	60277.00	85769.00	0.00	0.00	0.00	0.00	0.00
[redacted]	[redacted]	[redacted]	[redacted]	[redacted]	[redacted]	[redacted]	[redacted]	[redacted]
PERCENT FIRM	%	93.00	93.00	92.50	94.60	99.00	92.50	94.60
VARIABLE O AND M COSTS	$/MWH	5.14	9.68	4.16	3.57	5.73	4.16	3.57
-------- YEAR 2021 --------								
FIXED COSTS	$000/YR	62819.00	88298.00	0.00	0.00	0.00	0.00	0.00
VARIABLE O AND M COSTS	$/MWH	5.24	9.86	4.16	3.57	5.73	4.16	3.57
-------- YEAR 2022 --------								
FIXED COSTS	$000/YR	65090.00	90547.00	0.00	0.00	0.00	0.00	0.00
VARIABLE O AND M COSTS	$/MWH	5.35	10.05	4.16	3.57	5.73	4.16	3.57
-------- YEAR 2023 --------								
FIXED COSTS	$000/YR	67458.00	92902.00	0.00	0.00	0.00	0.00	0.00
VARIABLE O AND M COSTS	$/MWH	5.46	10.25	4.16	3.57	5.73	4.16	3.57
-------- YEAR 2024 --------								
FIXED COSTS	$000/YR	69574.00	94968.00	0.00	0.00	0.00	0.00	0.00
VARIABLE O AND M COSTS	$/MWH	5.57	10.44	4.16	3.57	5.73	4.16	3.57
-------- YEAR 2025 --------								
FIXED COSTS	$000/YR	71762.00	97121.00	0.00	0.00	0.00	0.00	0.00
VARIABLE O AND M COSTS	$/MWH	5.68	10.64	4.16	3.57	5.73	4.16	3.57
-------- YEAR 2026 --------								
FIXED COSTS	$000/YR	74060.00	99394.00	0.00	0.00	0.00	0.00	0.00
VARIABLE O AND M COSTS	$/MWH	5.79	10.84	4.16	3.57	5.73	4.16	3.57
-------- YEAR 2027 --------								
FIXED COSTS	$000/YR	76599.00	101905.00	0.00	0.00	0.00	0.00	0.00
VARIABLE O AND M COSTS	$/MWH	5.90	11.05	4.16	3.57	5.73	4.16	3.57
-------- YEAR 2028 --------								
FIXED COSTS	$000/YR	78993.00	104269.00	0.00	0.00	0.00	0.00	0.00
VARIABLE O AND M COSTS	$/MWH	6.02	11.26	4.16	3.57	5.73	4.16	3.57
-------- YEAR 2029 --------								
FIXED COSTS	$000/YR	81300.00	106543.00	0.00	0.00	0.00	0.00	0.00
VARIABLE O AND M COSTS	$/MWH	6.14	11.47	4.16	3.57	5.73	4.16	3.57
-------- YEAR 2030 --------								
FIXED COSTS	$000/YR	83943.00	109158.00	0.00	0.00	0.00	0.00	0.00
VARIABLE O AND M COSTS	$/MWH	6.26	11.68	4.16	3.57	5.73	4.16	3.57
-------- YEAR 2031 --------								
FIXED COSTS	$000/YR	83638.00	63453.00	0.00	0.00	0.00	0.00	0.00
VARIABLE O AND M COSTS	$/MWH	6.38	11.90	4.16	3.57	5.73	4.16	3.57
-------- YEAR 2032 --------								
FIXED COSTS	$000/YR	85185.00	62774.00	0.00	0.00	0.00	0.00	0.00
VARIABLE O AND M COSTS	$/MWH	6.50	12.12	4.16	3.57	5.73	4.16	3.57

-------- YEAR 2033 --------								
FIXED COSTS	$000/YR	85367.00	60763.00	0.00	0.00	0.00	0.00	0.00
VARIABLE O AND M COSTS	$/MWH	6.63	12.35	4.16	3.57	5.73	4.16	3.57
-------- YEAR 2034 --------								
FIXED COSTS	$000/YR	84716.00	62828.00	0.00	0.00	0.00	0.00	0.00
VARIABLE O AND M COSTS	$/MWH	6.76	12.58	4.16	3.57	5.73	4.16	3.57
-------- YEAR 2035 --------								
FIXED COSTS	$000/YR	81882.00	64361.00	0.00	0.00	0.00	0.00	0.00
VARIABLE O AND M COSTS	$/MWH	6.89	12.82	4.16	3.57	5.73	4.16	3.57
-------- YEAR 2036 --------								
FIXED COSTS	$000/YR	82229.00	65064.00	0.00	0.00	0.00	0.00	0.00
VARIABLE O AND M COSTS	$/MWH	7.02	13.06	4.16	3.57	5.73	4.16	3.57
-------- YEAR 2037 --------								
FIXED COSTS	$000/YR	83876.00	65762.00	0.00	0.00	0.00	0.00	0.00
VARIABLE O AND M COSTS	$/MWH	7.16	13.31	4.16	3.57	5.73	4.16	3.57
-------- YEAR 2038 --------								
FIXED COSTS	$000/YR	82207.00	66253.00	0.00	0.00	0.00	0.00	0.00
VARIABLE O AND M COSTS	$/MWH	7.30	13.56	4.16	3.57	5.73	4.16	3.57
-------- YEAR 2039 --------								
FIXED COSTS	$000/YR	84777.00	67585.00	0.00	0.00	0.00	0.00	0.00
VARIABLE O AND M COSTS	$/MWH	7.44	13.81	4.16	3.57	5.73	4.16	3.57
-------- YEAR 2040 --------								
FIXED COSTS	$000/YR	475821.00	245488.00	0.00	0.00	0.00	0.00	0.00
VARIABLE O AND M COSTS	$/MWH	7.58	14.07	4.16	3.57	5.73	4.16	3.57

THERMAL UNIT		173	174	175	176	177	178	179
		NUKE_IM	IGCC KP	PC_UL_KP	NUKE_KP	IGCC OH	PC_UL_OH	NUKE OH
		1	1	1	1	1	1	1
-------- YEAR 2011 --------								
ANCILLARY REVENUE RATE	$/MWH	0.00	0.00	0.00	0.00	0.00	0.00	0.00
AVERAGE HEAT RATE AT MAXIMUM	MBTU/MWH	10.50	8.73	8.71	10.50	8.73	8.71	10.50
AVERAGE HEAT RATE AT MINIMUM	MBTU/MWH	10.50	9.34	9.32	10.50	9.34	9.32	10.50
AVG HEAT RATE MAXIMUM SEASONAL P		0	0	0	0	0	0	0
AVG HEAT RATE MINIMUM SEASONAL P		0	0	0	0	0	0	0
BID PRICE AT INCREMENTAL	$/MWH	0.00	0.00	0.00	0.00	0.00	0.00	0.00
BID PRICE AT MINIMUM	$/MWH	0.00	0.00	0.00	0.00	0.00	0.00	0.00
BID PRICE CAPACITY FACTOR	%	0.00	0.00	0.00	0.00	0.00	0.00	0.00
BID PRICE COST FACTOR	%	0.00	0.00	0.00	0.00	0.00	0.00	0.00
BID PRICE INCREMENTAL SEASONAL P		0	0	0	0	0	0	0
BID PRICE MINIMUM SEASONAL POINT		0	0	0	0	0	0	0
CAPACITY REVENUE PROFILE		0	0	0	0	0	0	0
CAPACITY REVENUE RATE	$/KW	0.00	0.00	0.00	0.00	0.00	0.00	0.00
CAPACITY SEGMENT PROFILE		0	106	102	0	106	102	0
CAPITAL COSTS	$000	0.00	0.00	0.00	0.00	0.00	0.00	0.00
DERATION LIBRARY POINTER		124	123	118	124	123	118	124
DISPATCH PENALTY AT MAXIMUM		1.00	1.00	1.00	1.00	1.00	1.00	1.00
DISPATCH PENALTY AT MINIMUM		1.00	1.00	1.00	1.00	1.00	1.00	1.00
ENERGY MARGIN CAPACITY FACTOR	FRACTION	0.00	0.00	0.00	0.00	0.00	0.00	0.00
FIXED ANNUAL CAPACITY RATE	$/KW/YR	69.05	69.51	32.36	69.05	69.51	32.36	69.05
FIXED COSTS	$000/YR	0.00	0.00	0.00	0.00	0.00	0.00	0.00
FIXED SEASONAL CAPACITY RATE	$/KW/SEA	0.00	0.00	0.00	0.00	0.00	0.00	0.00
FIXED SEASONAL RATE PROFILE		0	0	0	0	0	0	0
HEAT RATE PROFILE		0	106	102	0	106	102	0

NOTE: DATA DISPLAYED AFTER 2011 ONLY IF
VALUE CHANGED FROM PREVIOUS YEAR.

AEP EAST
GENERATION AND FUEL MODULE
INPUT SUMMARY REPORT

QUALIFIER = GAF.INPUT.THERMAL UNIT.

THERMAL UNIT		173 NUKE_IM 1	174 IGCC KP 1	175 PC_UL_KP 1	176 NUKE_KP 1	177 IGCC OH 1	178 PC_UL_OH 1	179 NUKE OH 1
-------- YEAR 2011 --------								
MAINTENANCE REQUIREMENT	WKS/YEAR	0.00	0.00	0.00	0.00	0.00	0.00	0.00
MAINTENANCE SEASONAL METHOD		1	1	1	1	1	1	1
MAINTENANCE SEASONAL POINTER		0	0	0	0	0	0	0
MATURE FORCED OUTAGE RATE	%	1.00	7.50	5.40	1.00	7.50	5.40	1.00
MATURE OUTAGE RATE SEASONAL PROF		0	0	0	0	0	0	0
MAXIMUM CAPACITY	MW	800.00	637.00	624.00	800.00	637.00	624.00	800.00
MINIMUM CAPACITY	MW	800.00	319.00	312.00	800.00	319.00	312.00	800.00
MUST RUN INDICATOR		0	1	1	0	1	1	0
PARTIAL OUTAGE RATE	%	0.00	0.00	0.00	0.00	0.00	0.00	0.00
PARTIAL OUTAGE RATE SEASONAL PRO		0	0	0	0	0	0	0
PERCENT FIRM	%	99.00	92.50	94.60	99.00	92.50	94.60	99.00
RENEWABLE ENERGY CREDIT	RATIO	0.00	0.00	0.00	0.00	0.00	0.00	0.00
SEASONAL VARIABLE COST PROFILE		0	0	0	0	0	0	0
VARIABLE O AND M COSTS	$/MWH	5.73	4.16	3.57	5.73	4.16	3.57	5.73

-------- YEAR 2012 --------

-------- YEAR 2013 --------

-------- YEAR 2014 --------

-------- YEAR 2015 --------

-------- YEAR 2016 --------

-------- YEAR 2017 --------

-------- YEAR 2018 --------

-------- YEAR 2019 --------

-------- YEAR 2020 --------

-------- YEAR 2021 --------

-------- YEAR 2022 --------

-------- YEAR 2023 --------

-------- YEAR 2024 --------

-------- YEAR 2025 --------

-------- YEAR 2026 --------

-------- YEAR 2027 --------

-------- YEAR 2028 --------

-------- YEAR 2029 --------

-------- YEAR 2030 --------

-------- YEAR 2031 --------

-------- YEAR 2032 --------

-------- YEAR 2033 --------

-------- YEAR 2034 --------

-------- YEAR 2035 --------

-------- YEAR 2036 --------

-------- YEAR 2037 --------

-------- YEAR 2038 --------

-------- YEAR 2039 --------

-------- YEAR 2040 --------

THERMAL UNIT		181 RP1D_03 1	182 RP1D_04 1	183 RP1D_08 1	184 RP1D_20 1	186 RP1TR_IM 1	187 RP2TR_IM 2	188 RP1TR_KP 1
-------- YEAR 2011 --------								
ANCILLARY REVENUE RATE	$/MWH	0.00	0.00	0.00	0.00	0.00	0.00	0.00
[redacted]	[redacted]	[redacted]	[redacted]	[redacted]	[redacted]	[redacted]	[redacted]	[redacted]
AVG HEAT RATE MAXIMUM SEASONAL P		0	0	0	0	0	0	0
AVG HEAT RATE MINIMUM SEASONAL P		0	0	0	0	0	0	0
BID PRICE AT INCREMENTAL	$/MWH	0.00	0.00	0.00	0.00	0.00	0.00	0.00
BID PRICE AT MINIMUM	$/MWH	0.00	0.00	0.00	0.00	0.00	0.00	0.00
BID PRICE CAPACITY FACTOR	%	0.00	0.00	0.00	0.00	0.00	0.00	0.00
BID PRICE COST FACTOR	%	0.00	0.00	0.00	0.00	0.00	0.00	0.00
BID PRICE INCREMENTAL SEASONAL P		0	0	0	0	0	0	0
BID PRICE MINIMUM SEASONAL POINT		0	0	0	0	0	0	0
CAPACITY REVENUE PROFILE		0	0	0	0	0	0	0
CAPACITY REVENUE RATE	$/KW	0.00	0.00	0.00	0.00	0.00	0.00	0.00
CAPACITY SEGMENT PROFILE		180	181	182	183	58	59	0
CAPITAL COSTS	$000	0.00	0.00	0.00	0.00	0.00	0.00	0.00

DERATION LIBRARY POINTER		58	58	58	58	58	59	58
DISPATCH PENALTY AT MAXIMUM		1.00	1.00	1.00	1.00	1.00	1.00	1.00
DISPATCH PENALTY AT MINIMUM		1.00	1.00	1.00	1.00	1.00	1.00	1.00
ENERGY MARGIN CAPACITY FACTOR	FRACTION	0.00	0.00	0.00	0.00	0.00	0.00	0.00
FIXED ANNUAL CAPACITY RATE	$/KW/YR	0.00	0.00	0.00	0.00	0.00	0.00	0.00
FIXED COSTS	$000/YR	0.00	0.00	0.00	0.00	0.00	0.00	0.00
FIXED SEASONAL CAPACITY RATE	$/KW/SEA	0.00	0.00	0.00	0.00	0.00	0.00	0.00
FIXED SEASONAL RATE PROFILE		0	0	0	0	0	0	0
HEAT RATE PROFILE		167	167	167	167	58	59	0
MAINTENANCE REQUIREMENT	WKS/YEAR	0.00	0.00	0.00	0.00	0.00	0.00	0.00
MAINTENANCE SEASONAL METHOD		1	1	1	1	1	1	1
MAINTENANCE SEASONAL POINTER		0	0	0	0	0	0	0
[redacted]	[redacted]	[redacted]	[redacted]	[redacted]	[redacted]	[redacted]	[redacted]	[redacted]
MATURE OUTAGE RATE SEASONAL PROF		0	0	0	0	0	0	0
MAXIMUM CAPACITY	MW	1090.00	1090.00	1088.00	1071.00	1105.00	1105.00	195.00
MINIMUM CAPACITY	MW	359.00	359.00	357.00	344.00	370.00	305.00	195.00
MUST RUN INDICATOR		1	1	1	1	0	0	0
PARTIAL OUTAGE RATE	%	0.00	0.00	0.00	0.00	0.00	0.00	0.00
PARTIAL OUTAGE RATE SEASONAL PRO		0	0	0	0	0	0	0
PERCENT FIRM	%	93.26	93.26	93.26	93.26	92.00	93.69	93.26
RENEWABLE ENERGY CREDIT	RATIO	0.00	0.00	0.00	0.00	0.00	0.00	0.00
SEASONAL VARIABLE COST PROFILE		0	0	0	0	0	0	0
VARIABLE O AND M COSTS	$/MWH	7.76	9.09	9.76	3.24	0.99	0.69	0.99
-------- YEAR 2012 --------								
[redacted]	[redacted]	[redacted]	[redacted]	[redacted]	[redacted]	[redacted]	[redacted]	[redacted]
PERCENT FIRM	%	93.08	93.08	93.08	93.08	92.90	93.23	93.08
VARIABLE O AND M COSTS	$/MWH	7.88	9.24	9.92	3.29	0.99	0.69	0.99
[redacted]	[redacted]	[redacted]	[redacted]	[redacted]	[redacted]	[redacted]	[redacted]	[redacted]
PERCENT FIRM	%	93.23	93.23	93.23	93.23	93.00	92.76	93.23
VARIABLE O AND M COSTS	$/MWH	8.09	9.49	10.18	3.37	0.99	0.69	0.99
-------- YEAR 2014 --------								
FIXED COSTS	$000/YR	0.00	0.00	0.00	0.00	19368.00	19368.00	3243.00
VARIABLE O AND M COSTS	$/MWH	8.22	9.64	10.35	3.43	0.99	0.69	0.99
-------- YEAR 2015 --------								
FIXED COSTS	$000/YR	0.00	0.00	0.00	0.00	13893.00	15628.00	2264.00
VARIABLE O AND M COSTS	$/MWH	8.39	9.84	10.56	3.50	0.99	0.69	0.99
-------- YEAR 2016 --------								
FIXED COSTS	$000/YR	51019.00	37612.00	38455.00	40985.00	0.00	23440.00	0.00
[redacted]	[redacted]	[redacted]	[redacted]	[redacted]	[redacted]	[redacted]	[redacted]	[redacted]
PERCENT FIRM	%	93.23	93.23	93.23	93.23	0.00	92.76	0.00
VARIABLE O AND M COSTS	$/MWH	8.48	9.94	10.67	3.55	0.99	0.69	0.99
-------- YEAR 2017 --------								
DERATION LIBRARY POINTER		59	59	59	59	59	59	59
FIXED COSTS	$000/YR	68050.00	53882.00	41404.00	55841.00	0.00	22550.00	0.00
VARIABLE O AND M COSTS	$/MWH	8.65	10.14	10.88	3.62	0.99	0.69	0.99
-------- YEAR 2018 --------								
FIXED COSTS	$000/YR	68104.00	53858.00	54983.00	55827.00	0.00	25825.00	0.00
VARIABLE O AND M COSTS	$/MWH	8.80	10.31	11.07	3.69	0.99	0.69	0.99
-------- YEAR 2019 --------								
FIXED COSTS	$000/YR	65087.00	50769.00	51897.00	52748.00	0.00	44836.00	0.00
VARIABLE O AND M COSTS	$/MWH	8.96	10.50	11.27	3.77	0.99	0.69	0.99

NOTE: DATA DISPLAYED AFTER 2011 ONLY IF
VALUE CHANGED FROM PREVIOUS YEAR.

AEP EAST
GENERATION AND FUEL MODULE
INPUT SUMMARY REPORT

QUALIFIER = GAF.INPUT.THERMAL UNIT.

THERMAL UNIT		181 RP1D_03 1	182 RP1D_04 1	183 RP1D_08 1	184 RP1D_20 1	186 RP1TR_IM 1	187 RP2TR_IM 2	188 RP1TR_KP 1
-------- YEAR 2020 --------								
FIXED COSTS	$000/YR	68290.00	53813.00	54944.00	55804.00	0.00	0.00	0.00
[redacted]	[redacted]	[redacted]	[redacted]	[redacted]	[redacted]	[redacted]	[redacted]	[redacted]
PERCENT FIRM	%	93.23	93.23	93.23	93.23	0.00	0.00	0.00
VARIABLE O AND M COSTS	$/MWH	9.12	10.69	11.47	3.84	0.99	0.69	0.99
-------- YEAR 2021 --------								
FIXED COSTS	$000/YR	68117.00	53583.00	54717.00	55660.00	0.00	0.00	0.00
VARIABLE O AND M COSTS	$/MWH	9.30	10.89	11.68	3.92	0.99	0.69	0.99
-------- YEAR 2022 --------								
FIXED COSTS	$000/YR	74913.00	60180.00	61317.00	62269.00	0.00	0.00	0.00
VARIABLE O AND M COSTS	$/MWH	9.47	11.10	11.90	4.00	0.99	0.69	0.99
-------- YEAR 2023 --------								
FIXED COSTS	$000/YR	88293.00	73090.00	74231.00	75192.00	0.00	0.00	0.00
VARIABLE O AND M COSTS	$/MWH	9.65	11.30	12.13	4.08	0.99	0.69	0.99
-------- YEAR 2024 --------								
FIXED COSTS	$000/YR	85988.00	70525.00	71669.00	72640.00	0.00	0.00	0.00
VARIABLE O AND M COSTS	$/MWH	9.83	11.52	12.35	4.16	0.99	0.69	0.99
-------- YEAR 2025 --------								
FIXED COSTS	$000/YR	89696.00	73973.00	75120.00	76102.00	0.00	0.00	0.00
VARIABLE O AND M COSTS	$/MWH	10.02	11.73	12.58	4.24	0.99	0.69	0.99
-------- YEAR 2026 --------								
FIXED COSTS	$000/YR	83347.00	69273.00	70424.00	71415.00	0.00	0.00	0.00
VARIABLE O AND M COSTS	$/MWH	10.21	11.95	12.82	4.33	0.99	0.69	0.99
-------- YEAR 2027 --------								
FIXED COSTS	$000/YR	89477.00	75563.00	76717.00	77719.00	0.00	0.00	0.00
VARIABLE O AND M COSTS	$/MWH	10.40	12.17	13.05	4.41	0.99	0.69	0.99
-------- YEAR 2028 --------								
FIXED COSTS	$000/YR	86148.00	72824.00	73981.00	74993.00	0.00	0.00	0.00
VARIABLE O AND M COSTS	$/MWH	10.59	12.40	13.30	4.50	0.99	0.69	0.99
-------- YEAR 2029 --------								
FIXED COSTS	$000/YR	95793.00	83582.00	84743.00	85765.00	0.00	0.00	0.00
VARIABLE O AND M COSTS	$/MWH	10.79	12.63	13.54	4.59	0.99	0.69	0.99
-------- YEAR 2030 --------								
FIXED COSTS	$000/YR	87566.00	82895.00	84060.00	85093.00	0.00	0.00	0.00
VARIABLE O AND M COSTS	$/MWH	10.99	12.86	13.79	4.67	0.99	0.69	0.99
-------- YEAR 2031 --------								
FIXED COSTS	$000/YR	70757.00	80164.00	81333.00	82376.00	0.00	0.00	0.00
VARIABLE O AND M COSTS	$/MWH	11.19	13.10	14.05	4.77	0.99	0.69	0.99
-------- YEAR 2032 --------								
FIXED COSTS	$000/YR	63106.00	78629.00	79802.00	80856.00	0.00	0.00	0.00
VARIABLE O AND M COSTS	$/MWH	11.40	13.34	14.31	4.86	0.99	0.69	0.99
-------- YEAR 2033 --------								
FIXED COSTS	$000/YR	67693.00	84243.00	85419.00	86484.00	0.00	0.00	0.00
VARIABLE O AND M COSTS	$/MWH	11.61	13.59	14.57	4.95	0.99	0.69	0.99
-------- YEAR 2034 --------								
FIXED COSTS	$000/YR	62989.00	80488.00	81668.00	82745.00	0.00	0.00	0.00
VARIABLE O AND M COSTS	$/MWH	11.83	13.84	14.84	5.05	0.99	0.69	0.99
-------- YEAR 2035 --------								
FIXED COSTS	$000/YR	68040.00	87574.00	88758.00	89846.00	0.00	0.00	0.00
VARIABLE O AND M COSTS	$/MWH	12.05	14.10	15.11	5.15	0.99	0.69	0.99
-------- YEAR 2036 --------								
FIXED COSTS	$000/YR	64257.00	72194.00	72756.00	73587.00	0.00	0.00	0.00
VARIABLE O AND M COSTS	$/MWH	12.27	14.36	15.39	5.25	0.99	0.69	0.99
-------- YEAR 2037 --------								
FIXED COSTS	$000/YR	57962.00	63097.00	63387.00	64229.00	0.00	0.00	0.00
VARIABLE O AND M COSTS	$/MWH	12.50	14.62	15.68	5.35	0.99	0.69	0.99
-------- YEAR 2038 --------								
FIXED COSTS	$000/YR	55995.00	66123.00	66418.00	67272.00	0.00	0.00	0.00
VARIABLE O AND M COSTS	$/MWH	12.74	14.89	15.97	5.45	0.99	0.69	0.99
-------- YEAR 2039 --------								
FIXED COSTS	$000/YR	48940.00	61507.00	61805.00	62672.00	0.00	0.00	0.00
VARIABLE O AND M COSTS	$/MWH	12.97	15.17	16.26	5.56	0.99	0.69	0.99
-------- YEAR 2040 --------								
FIXED COSTS	$000/YR	77846.00	181066.00	181368.00	182247.00	0.00	0.00	0.00
VARIABLE O AND M COSTS	$/MWH	13.21	15.45	16.56	5.66	0.99	0.69	0.99

THERMAL UNIT		189 RP2TR_KP 2	190 T4_TRONA 4	191 T4_TRCCR 4	223 MR_STKR1 1	224 MR_STKR2 1	228 AMS3_SI 3	229 BS2_SI 2
-------- YEAR 2011 --------								
ANCILLARY REVENUE RATE	$/MWH	0.00	0.00	0.00	0.00	0.00	0.00	0.00
[redacted]	[redacted]	[redacted]	[redacted]	[redacted]	[redacted]	[redacted]	[redacted]	[redacted]

[redacted]

AVG HEAT RATE MAXIMUM SEASONAL P		0	0	0	0	0	0	0
AVG HEAT RATE MINIMUM SEASONAL P		0	0	0	0	0	0	0
BID PRICE AT INCREMENTAL	$/MWH	0.00	0.00	0.00	0.00	0.00	0.00	0.00
BID PRICE AT MINIMUM	$/MWH	0.00	0.00	0.00	0.00	0.00	0.00	0.00
BID PRICE CAPACITY FACTOR	%	0.00	0.00	0.00	0.00	0.00	0.00	0.00
BID PRICE COST FACTOR	%	0.00	0.00	0.00	0.00	0.00	0.00	0.00
BID PRICE INCREMENTAL SEASONAL P		0	0	0	0	0	0	0
BID PRICE MINIMUM SEASONAL POINT		0	0	0	0	0	0	0
CAPACITY REVENUE PROFILE		0	0	0	0	0	0	0
CAPACITY REVENUE RATE	$/KW	0.00	0.00	0.00	0.00	0.00	0.00	0.00
CAPACITY SEGMENT PROFILE		0	69	69	0	0	139	123
CAPITAL COSTS	$000	0.00	0.00	0.00	0.00	0.00	0.00	0.00
DERATION LIBRARY POINTER		59	69	69	0	0	3	6
DISPATCH PENALTY AT MAXIMUM		1.00	1.00	1.00	1.00	1.00	1.00	1.00
DISPATCH PENALTY AT MINIMUM		1.00	1.00	1.00	1.00	1.00	1.00	1.00
ENERGY MARGIN CAPACITY FACTOR	FRACTION	0.00	0.00	0.00	0.00	0.00	0.00	0.00
FIXED ANNUAL CAPACITY RATE	$/KW/YR	0.00	0.00	0.00	0.00	0.00	4.32	6.81
FIXED COSTS	$000/YR	0.00	0.00	0.00	0.00	0.00	0.00	0.00
FIXED SEASONAL CAPACITY RATE	$/KW/SEA	0.00	0.00	0.00	0.00	0.00	0.00	0.00
FIXED SEASONAL RATE PROFILE		0	0	0	0	0	0	0
HEAT RATE PROFILE		0	69	69	0	0	143	158
MAINTENANCE REQUIREMENT	WKS/YEAR	0.00	0.00	0.00	0.00	0.00	0.00	0.00
MAINTENANCE SEASONAL METHOD		1	1	1	1	1	1	1
MAINTENANCE SEASONAL POINTER		0	0	0	0	0	0	0
[redacted]	[redacted]	[redacted]	[redacted]	[redacted]	[redacted]	[redacted]	[redacted]	[redacted]
MATURE OUTAGE RATE SEASONAL PROF		0	0	0	0	0	0	0
MAXIMUM CAPACITY	MW	195.00	500.00	500.00	127.00	127.00	1259.00	775.00
MINIMUM CAPACITY	MW	195.00	200.00	200.00	127.00	127.00	700.00	500.00
MUST RUN INDICATOR		0	0	0	0	0	0	0
PARTIAL OUTAGE RATE	%	0.00	0.00	0.00	0.00	0.00	0.00	0.00
PARTIAL OUTAGE RATE SEASONAL PRO		0	0	0	0	0	0	0
PERCENT FIRM	%	93.69	83.56	83.56	70.00	70.00	96.28	95.28
RENEWABLE ENERGY CREDIT	RATIO	0.00	0.00	0.00	0.00	0.00	0.00	0.00
SEASONAL VARIABLE COST PROFILE		0	0	0	0	0	250	250
VARIABLE O AND M COSTS	$/MWH	0.69	3.25	3.25	0.00	0.00	3.63	3.23
-------- YEAR 2012 --------								
[redacted]	[redacted]	[redacted]	[redacted]	[redacted]	[redacted]	[redacted]	[redacted]	[redacted]
PERCENT FIRM	%	93.23	82.95	82.95	70.00	70.00	96.90	95.91
-------- YEAR 2013 --------								
MATURE FORCED OUTAGE RATE	%	7.24	19.54	19.54	30.00	30.00	3.10	4.41
PERCENT FIRM	%	92.76	80.46	80.46	70.00	70.00	96.90	95.59
-------- YEAR 2014 --------								
FIXED COSTS	$000/YR	3243.00	6735.00	6735.00	0.00	0.00	0.00	0.00
[redacted]	[redacted]	[redacted]	[redacted]	[redacted]	[redacted]	[redacted]	[redacted]	[redacted]
PERCENT FIRM	%	92.76	80.46	80.46	70.00	70.00	96.90	94.96
-------- YEAR 2015 --------								
FIXED COSTS	$000/YR	2153.00	9432.00	9432.00	0.00	0.00	0.00	0.00
[redacted]	[redacted]	[redacted]	[redacted]	[redacted]	[redacted]	[redacted]	[redacted]	[redacted]
PERCENT FIRM	%	92.76	80.46	80.46	70.00	70.00	96.90	95.28
-------- YEAR 2016 --------								
FIXED COSTS	$000/YR	3509.00	5311.00	5311.00	0.00	0.00	0.00	0.00
[redacted]	[redacted]	[redacted]	[redacted]	[redacted]	[redacted]	[redacted]	[redacted]	[redacted]
PERCENT FIRM	%	92.76	80.46	80.46	70.00	70.00	96.90	95.59
-------- YEAR 2017 --------								
FIXED COSTS	$000/YR	3326.00	102928.00	47485.00	0.00	0.00	0.00	0.00
[redacted]	[redacted]	[redacted]	[redacted]	[redacted]	[redacted]	[redacted]	[redacted]	[redacted]

NOTE: DATA DISPLAYED AFTER 2011 ONLY IF
VALUE CHANGED FROM PREVIOUS YEAR.

AEP EAST
GENERATION AND FUEL MODULE
INPUT SUMMARY REPORT

QUALIFIER = GAF.INPUT.THERMAL UNIT.

THERMAL UNIT		189 RP2TR_KP 2	190 T4_TRONA 4	191 T4_TRCCR 4	223 MR_STKR1 1	224 MR_STKR2 1	228 AMS3_SI 3	229 BS2_SI 2
-------- YEAR 2017 --------								
PERCENT FIRM	%	92.76	80.46	80.46	70.00	70.00	96.90	95.28
-------- YEAR 2018 --------								
FIXED COSTS	$000/YR	3836.00	0.00	39243.00	0.00	0.00	0.00	0.00
[redacted]	[redacted]	[redacted]	[redacted]	[redacted]	[redacted]	[redacted]	[redacted]	[redacted]
PERCENT FIRM	%	92.76	80.46	80.46	70.00	70.00	96.90	94.96
-------- YEAR 2019 --------								
FIXED COSTS	$000/YR	4426.00	0.00	54619.00	0.00	0.00	0.00	0.00
-------- YEAR 2020 --------								
FIXED COSTS	$000/YR	0.00	0.00	45327.00	0.00	0.00	0.00	0.00
[redacted]	[redacted]	[redacted]	[redacted]	[redacted]	[redacted]	[redacted]	[redacted]	[redacted]
PERCENT FIRM	%	0.00	80.46	80.46	70.00	70.00	96.90	94.96
-------- YEAR 2021 --------								
FIXED COSTS	$000/YR	0.00	0.00	45753.00	0.00	0.00	0.00	0.00
-------- YEAR 2022 --------								
FIXED COSTS	$000/YR	0.00	0.00	46641.00	0.00	0.00	0.00	0.00
-------- YEAR 2023 --------								
FIXED COSTS	$000/YR	0.00	0.00	47631.00	0.00	0.00	0.00	0.00
-------- YEAR 2024 --------								
FIXED COSTS	$000/YR	0.00	0.00	316299.00	0.00	0.00	0.00	0.00
-------- YEAR 2025 --------								
FIXED COSTS	$000/YR	0.00	0.00	0.00	0.00	0.00	0.00	0.00
[redacted]	[redacted]	[redacted]	[redacted]	[redacted]	[redacted]	[redacted]	[redacted]	[redacted]
PERCENT FIRM	%	0.00	0.00	0.00	70.00	70.00	96.90	94.96
-------- YEAR 2026 --------								
-------- YEAR 2027 --------								
-------- YEAR 2028 --------								
-------- YEAR 2029 --------								
-------- YEAR 2030 --------								
-------- YEAR 2031 --------								
-------- YEAR 2032 --------								
-------- YEAR 2033 --------								
-------- YEAR 2034 --------								
-------- YEAR 2035 --------								
-------- YEAR 2036 --------								
-------- YEAR 2037 --------								
-------- YEAR 2038 --------								
-------- YEAR 2039 --------								
-------- YEAR 2040 --------								

THERMAL UNIT		230 MR5_CF 5	231 MR5_SI 5	232 RPT1_CF 1	233 RPT2_CF 2	234 RPT1_SI 1	235 RPT2_SI 2	251 DC1_HPT 1
-------- YEAR 2011 --------								
ANCILLARY REVENUE RATE	$/MWH	0.00	0.00	0.00	0.00	0.00	0.00	0.00
[redacted]	[redacted]	[redacted]	[redacted]	[redacted]	[redacted]	[redacted]	[redacted]	[redacted]
AVG HEAT RATE MAXIMUM SEASONAL P		0	0	0	0	0	0	0
AVG HEAT RATE MINIMUM SEASONAL P		0	0	0	0	0	0	0
BID PRICE AT INCREMENTAL	$/MWH	0.00	0.00	0.00	0.00	0.00	0.00	0.00
BID PRICE AT MINIMUM	$/MWH	0.00	0.00	0.00	0.00	0.00	0.00	0.00
BID PRICE CAPACITY FACTOR	%	0.00	0.00	0.00	0.00	0.00	0.00	0.00
BID PRICE COST FACTOR	%	0.00	0.00	0.00	0.00	0.00	0.00	0.00
BID PRICE INCREMENTAL SEASONAL P		0	0	0	0	0	0	0
BID PRICE MINIMUM SEASONAL POINT		0	0	0	0	0	0	0
CAPACITY REVENUE PROFILE		0	0	0	0	0	0	0
CAPACITY REVENUE RATE	$/KW	0.00	0.00	0.00	0.00	0.00	0.00	0.00
CAPACITY SEGMENT PROFILE		50	65	58	59	140	144	141
CAPITAL COSTS	$000	0.00	0.00	0.00	0.00	0.00	0.00	0.00
DERATION LIBRARY POINTER		50	50	58	59	58	59	300
DISPATCH PENALTY AT MAXIMUM		1.00	1.00	1.00	1.00	1.00	1.00	1.00
DISPATCH PENALTY AT MINIMUM		1.00	1.00	1.00	1.00	1.00	1.00	1.00
ENERGY MARGIN CAPACITY FACTOR	FRACTION	0.00	0.00	0.00	0.00	0.00	0.00	0.00
FIXED ANNUAL CAPACITY RATE	$/KW/YR	0.00	8.04	0.18	0.18	8.12	8.12	0.00
FIXED COSTS	$000/YR	0.00	0.00	0.00	0.00	0.00	0.00	0.00
FIXED SEASONAL CAPACITY RATE	$/KW/SEA	0.00	0.00	0.00	0.00	0.00	0.00	0.00
FIXED SEASONAL RATE PROFILE		0	0	0	0	0	0	0
HEAT RATE PROFILE		110	109	97	98	171	172	0
MAINTENANCE REQUIREMENT	WKS/YEAR	0.00	0.00	0.00	0.00	0.00	0.00	0.00
MAINTENANCE SEASONAL METHOD		1	1	1	1	1	1	1

MAINTENANCE SEASONAL POINTER		0	0	0	0	0	0	0
[redacted]	[redacted]	[redacted]	[redacted]	[redacted]	[redacted]	[redacted]	[redacted]	[redacted]
MATURE OUTAGE RATE SEASONAL PROF		0	0	0	0	0	0	0
MAXIMUM CAPACITY	MW	600.00	582.00	1320.00	1300.00	1279.00	1259.00	1158.00
MINIMUM CAPACITY	MW	400.00	400.00	500.00	500.00	959.00	959.00	1158.00
MUST RUN INDICATOR		0	0	0	0	0	0	0
PARTIAL OUTAGE RATE	%	0.00	0.00	0.00	0.00	0.00	0.00	0.00
PARTIAL OUTAGE RATE SEASONAL PRO		0	0	0	0	0	0	0
PERCENT FIRM	%	82.89	82.89	94.74	94.02	94.74	94.02	95.00
RENEWABLE ENERGY CREDIT	RATIO	0.00	0.00	0.00	0.00	0.00	0.00	0.00
SEASONAL VARIABLE COST PROFILE		0	0	0	0	0	0	0
VARIABLE O AND M COSTS	$/MWH	2.18	3.48	1.19	0.93	2.98	2.67	0.21
-------- YEAR 2012 --------								
CAPACITY SEGMENT PROFILE		50	65	58	59	140	144	142
[redacted]	[redacted]	[redacted]	[redacted]	[redacted]	[redacted]	[redacted]	[redacted]	[redacted]
PERCENT FIRM	%	90.36	90.36	95.33	95.42	95.33	95.42	95.00
-------- YEAR 2013 --------								
[redacted]	[redacted]	[redacted]	[redacted]	[redacted]	[redacted]	[redacted]	[redacted]	[redacted]
PERCENT FIRM	%	91.81	91.81	96.71	96.48	96.71	96.48	95.00
-------- YEAR 2014 --------								
-------- YEAR 2015 --------								
-------- YEAR 2016 --------								
-------- YEAR 2017 --------								
DERATION LIBRARY POINTER		50	50	59	59	59	59	300
-------- YEAR 2018 --------								
-------- YEAR 2019 --------								
-------- YEAR 2020 --------								
-------- YEAR 2021 --------								
-------- YEAR 2022 --------								
-------- YEAR 2023 --------								
-------- YEAR 2024 --------								
-------- YEAR 2025 --------								
-------- YEAR 2026 --------								
-------- YEAR 2027 --------								
-------- YEAR 2028 --------								
-------- YEAR 2029 --------								
-------- YEAR 2030 --------								
-------- YEAR 2031 --------								
-------- YEAR 2032 --------								
-------- YEAR 2033 --------								

NOTE: DATA DISPLAYED AFTER 2011 ONLY IF
VALUE CHANGED FROM PREVIOUS YEAR.

AEP EAST
GENERATION AND FUEL MODULE
INPUT SUMMARY REPORT

QUALIFIER = GAF.INPUT.THERMAL UNIT.

THERMAL UNIT		230 MR5_CF 5	231 MR5_SI 5	232 RPT1_CF 1	233 RPT2_CF 2	234 RPT1_SI 1	235 RPT2_SI 2	251 DC1_HPT 1
-------- YEAR 2034 --------								
-------- YEAR 2035 --------								
-------- YEAR 2036 --------								
-------- YEAR 2037 --------								
MAXIMUM CAPACITY	MW	600.00	582.00	1335.00	1300.00	1279.00	1259.00	1158.00
-------- YEAR 2038 --------								
-------- YEAR 2039 --------								
-------- YEAR 2040 --------								

THERMAL UNIT		252 DC1_IS 1	253 DC1_EFF 1	254 DC1_17 1	255 DC1_3800 1	257 DC2_HPT 2	258 DC2_EFF 2	259 DC2_SPU 2
-------- YEAR 2011 --------								
ANCILLARY REVENUE RATE	$/MWH	0.00	0.00	0.00	0.00	0.00	0.00	0.00
[redacted]	[redacted]	[redacted]	[redacted]	[redacted]	[redacted]	[redacted]	[redacted]	[redacted]
AVG HEAT RATE MAXIMUM SEASONAL P		0	0	0	0	0	0	0
AVG HEAT RATE MINIMUM SEASONAL P		0	0	0	0	0	0	0
BID PRICE AT INCREMENTAL	$/MWH	0.00	0.00	0.00	0.00	0.00	0.00	0.00
BID PRICE AT MINIMUM	$/MWH	0.00	0.00	0.00	0.00	0.00	0.00	0.00
BID PRICE CAPACITY FACTOR	%	0.00	0.00	0.00	0.00	0.00	0.00	0.00
BID PRICE COST FACTOR	%	0.00	0.00	0.00	0.00	0.00	0.00	0.00
BID PRICE INCREMENTAL SEASONAL P		0	0	0	0	0	0	0
BID PRICE MINIMUM SEASONAL POINT		0	0	0	0	0	0	0
CAPACITY REVENUE PROFILE		0	0	0	0	0	0	0
CAPACITY REVENUE RATE	$/KW	0.00	0.00	0.00	0.00	0.00	0.00	0.00
CAPACITY SEGMENT PROFILE		141	141	141	141	159	159	159
CAPITAL COSTS	$000	0.00	0.00	0.00	0.00	0.00	0.00	0.00
DERATION LIBRARY POINTER		300	300	300	300	295	295	295
DISPATCH PENALTY AT MAXIMUM		1.00	1.00	1.00	1.00	1.00	1.00	1.00
DISPATCH PENALTY AT MINIMUM		1.00	1.00	1.00	1.00	1.00	1.00	1.00
ENERGY MARGIN CAPACITY FACTOR	FRACTION	0.00	0.00	0.00	0.00	0.00	0.00	0.00
FIXED ANNUAL CAPACITY RATE	$/KW/YR	0.00	0.00	0.00	0.00	0.00	0.00	0.00
FIXED COSTS	$000/YR	0.00	0.00	0.00	0.00	0.00	0.00	0.00
FIXED SEASONAL CAPACITY RATE	$/KW/SEA	0.00	0.00	0.00	0.00	0.00	0.00	0.00
FIXED SEASONAL RATE PROFILE		0	0	0	0	0	0	0
HEAT RATE PROFILE		0	0	0	0	0	0	0
MAINTENANCE REQUIREMENT	WKS/YEAR	0.00	0.00	0.00	0.00	0.00	0.00	0.00
MAINTENANCE SEASONAL METHOD		1	1	1	1	1	1	1
MAINTENANCE SEASONAL POINTER		0	0	0	0	0	0	0
[redacted]	[redacted]	[redacted]	[redacted]	[redacted]	[redacted]	[redacted]	[redacted]	[redacted]
MATURE OUTAGE RATE SEASONAL PROF		0	0	0	0	0	0	0
MAXIMUM CAPACITY	MW	1168.00	1208.00	1268.00	1358.00	1177.00	1232.00	1252.00
MINIMUM CAPACITY	MW	1168.00	1208.00	1268.00	1358.00	1177.00	1232.00	1252.00
MUST RUN INDICATOR		0	0	0	0	0	0	0
PARTIAL OUTAGE RATE	%	0.00	0.00	0.00	0.00	0.00	0.00	0.00
PARTIAL OUTAGE RATE SEASONAL PRO		0	0	0	0	0	0	0
PERCENT FIRM	%	95.00	95.00	95.00	95.00	95.00	95.00	95.00
RENEWABLE ENERGY CREDIT	RATIO	0.00	0.00	0.00	0.00	0.00	0.00	0.00
SEASONAL VARIABLE COST PROFILE		0	0	0	0	0	0	0
VARIABLE O AND M COSTS	$/MWH	0.21	0.21	0.21	0.21	0.20	0.20	0.20
-------- YEAR 2012 --------								
CAPACITY SEGMENT PROFILE		142	142	142	142	159	159	159
DERATION LIBRARY POINTER		300	300	300	300	296	296	296
-------- YEAR 2013 --------								
CAPACITY SEGMENT PROFILE		142	142	142	142	160	160	160
DERATION LIBRARY POINTER		300	300	300	300	297	297	297
-------- YEAR 2014 --------								
CAPACITY SEGMENT PROFILE		142	142	142	142	161	161	161
DERATION LIBRARY POINTER		300	300	300	300	298	298	298
-------- YEAR 2015 --------								
-------- YEAR 2016 --------								
-------- YEAR 2017 --------								
-------- YEAR 2018 --------								
-------- YEAR 2019 --------								
-------- YEAR 2020 --------								
-------- YEAR 2021 --------								
-------- YEAR 2022 --------								
-------- YEAR 2023 --------								
-------- YEAR 2024 --------								
-------- YEAR 2025 --------								
-------- YEAR 2026 --------								

-------- YEAR 2027 --------

-------- YEAR 2028 --------

-------- YEAR 2029 --------

-------- YEAR 2030 --------

-------- YEAR 2031 --------

-------- YEAR 2032 --------

-------- YEAR 2033 --------

-------- YEAR 2034 --------

-------- YEAR 2035 --------

-------- YEAR 2036 --------

-------- YEAR 2037 --------

-------- YEAR 2038 --------

-------- YEAR 2039 --------

-------- YEAR 2040 --------

THERMAL UNIT		260 DC2_3800 2	269 BIGSD_15 1	270 BIGSD_GP 1	271 CLN_Q_HM 1	272 CLN_Q_15 1	273 CLN_Q_HM 2	274 CLN_Q_15 2
-------- YEAR 2011 --------								
ANCILLARY REVENUE RATE	$/MWH	0.00	0.00	0.00	0.00	0.00	0.00	0.00
[redacted]	[redacted]	[redacted]	[redacted]	[redacted]	[redacted]	[redacted]	[redacted]	[redacted]
AVG HEAT RATE MAXIMUM SEASONAL P		0	0	0	0	0	0	0
AVG HEAT RATE MINIMUM SEASONAL P		0	0	0	0	0	0	0
BID PRICE AT INCREMENTAL	$/MWH	0.00	0.00	0.00	0.00	0.00	0.00	0.00
BID PRICE AT MINIMUM	$/MWH	0.00	0.00	0.00	0.00	0.00	0.00	0.00
BID PRICE CAPACITY FACTOR	%	0.00	0.00	0.00	0.00	0.00	0.00	0.00
BID PRICE COST FACTOR	%	0.00	0.00	0.00	0.00	0.00	0.00	0.00
BID PRICE INCREMENTAL SEASONAL P		0	0	0	0	0	0	0
BID PRICE MINIMUM SEASONAL POINT		0	0	0	0	0	0	0
CAPACITY REVENUE PROFILE		0	0	0	0	0	0	0
CAPACITY REVENUE RATE	$/KW	0.00	0.00	0.00	0.00	0.00	0.00	0.00
CAPACITY SEGMENT PROFILE		159	79	79	16	16	17	17
CAPITAL COSTS	$000	0.00	0.00	0.00	0.00	0.00	0.00	0.00
DERATION LIBRARY POINTER		295	5	5	75	75	75	75
DISPATCH PENALTY AT MAXIMUM		1.00	1.00	1.00	1.00	1.00	1.00	1.00
DISPATCH PENALTY AT MINIMUM		1.00	1.00	1.00	1.00	1.00	1.00	1.00
ENERGY MARGIN CAPACITY FACTOR	FRACTION	0.00	0.00	0.00	0.00	0.00	0.00	0.00
FIXED ANNUAL CAPACITY RATE	$/KW/YR	0.00	0.00	0.00	0.59	0.59	0.59	0.59
FIXED COSTS	$000/YR	0.00	18517.00	16809.00	11965.00	11965.00	19342.00	19342.00
FIXED SEASONAL CAPACITY RATE	$/KW/SEA	0.00	0.00	0.00	0.00	0.00	0.00	0.00
FIXED SEASONAL RATE PROFILE		0	0	0	0	0	0	0
HEAT RATE PROFILE		0	143	143	16	16	17	17
MAINTENANCE REQUIREMENT	WKS/YEAR	0.00	0.00	0.00	0.00	0.00	0.00	0.00
MAINTENANCE SEASONAL METHOD		1	1	1	1	1	1	1
MAINTENANCE SEASONAL POINTER		0	0	0	0	0	0	0
[redacted]	[redacted]	[redacted]	[redacted]	[redacted]	[redacted]	[redacted]	[redacted]	[redacted]

NOTE: DATA DISPLAYED AFTER 2011 ONLY IF
VALUE CHANGED FROM PREVIOUS YEAR.

AEP EAST
GENERATION AND FUEL MODULE
INPUT SUMMARY REPORT

QUALIFIER = GAF.INPUT.THERMAL UNIT.

THERMAL UNIT		260 DC2_3800 2	269 BIGSD_15 1	270 BIGSD_GP 1	271 CLN_Q_HM 1	272 CLN_Q_15 1	273 CLN_Q_HM 2	274 CLN_Q_15 2
-------- YEAR 2011 --------								
MATURE OUTAGE RATE SEASONAL PROF		0	0	0	0	0	0	0
MAXIMUM CAPACITY	MW	1342.00	270.00	270.00	235.00	235.00	235.00	235.00
MINIMUM CAPACITY	MW	1342.00	100.00	100.00	60.00	60.00	60.00	60.00
MUST RUN INDICATOR		0	0	0	0	0	0	0
PARTIAL OUTAGE RATE	%	0.00	0.00	0.00	0.00	0.00	0.00	0.00
PARTIAL OUTAGE RATE SEASONAL PRO		0	0	0	0	0	0	0
PERCENT FIRM	%	95.00	96.21	96.21	94.36	94.36	89.45	89.45
RENEWABLE ENERGY CREDIT	RATIO	0.00	0.00	0.00	0.00	0.00	0.00	0.00
SEASONAL VARIABLE COST PROFILE		0	0	0	0	0	0	0
VARIABLE O AND M COSTS	$/MWH	0.20	1.59	1.59	2.95	2.95	2.95	2.95
-------- YEAR 2012 --------								
DERATION LIBRARY POINTER		296	5	5	75	75	75	75
FIXED COSTS	$000/YR	0.00	18742.00	16890.00	12466.00	12466.00	13245.00	13245.00
[redacted]	[redacted]	[redacted]	[redacted]	[redacted]	[redacted]	[redacted]	[redacted]	[redacted]
PERCENT FIRM	%	95.00	95.93	95.93	93.40	93.40	93.12	93.12
-------- YEAR 2013 --------								
CAPACITY SEGMENT PROFILE		160	79	79	16	16	17	17
DERATION LIBRARY POINTER		297	5	5	75	75	75	75
FIXED COSTS	$000/YR	0.00	18943.00	16950.00	19253.00	18691.00	13759.00	13759.00
[redacted]	[redacted]	[redacted]	[redacted]	[redacted]	[redacted]	[redacted]	[redacted]	[redacted]
PERCENT FIRM	%	95.00	95.45	95.45	95.11	95.11	90.75	90.75
-------- YEAR 2014 --------								
CAPACITY SEGMENT PROFILE		161	79	79	16	16	17	17
DERATION LIBRARY POINTER		298	5	5	75	75	75	75
FIXED COSTS	$000/YR	0.00	18183.00	16981.00	15131.00	14054.00	21154.00	13826.00
[redacted]	[redacted]	[redacted]	[redacted]	[redacted]	[redacted]	[redacted]	[redacted]	[redacted]
PERCENT FIRM	%	95.00	95.36	95.36	94.10	94.10	89.45	89.45
-------- YEAR 2015 --------								
FIXED COSTS	$000/YR	0.00	116865.00	17002.00	15646.00	80913.00	16623.00	75343.00
[redacted]	[redacted]	[redacted]	[redacted]	[redacted]	[redacted]	[redacted]	[redacted]	[redacted]
PERCENT FIRM	%	95.00	95.29	95.29	93.18	93.18	93.12	93.12
-------- YEAR 2016 --------								
FIXED COSTS	$000/YR	0.00	0.00	17033.00	22058.00	0.00	17154.00	0.00
[redacted]	[redacted]	[redacted]	[redacted]	[redacted]	[redacted]	[redacted]	[redacted]	[redacted]
PERCENT FIRM	%	95.00	95.29	95.29	95.11	95.11	91.59	91.59
-------- YEAR 2017 --------								
FIXED COSTS	$000/YR	0.00	0.00	17064.00	17991.00	0.00	24468.00	0.00
[redacted]	[redacted]	[redacted]	[redacted]	[redacted]	[redacted]	[redacted]	[redacted]	[redacted]
PERCENT FIRM	%	95.00	95.29	95.29	94.10	94.10	90.29	90.29
-------- YEAR 2018 --------								
FIXED COSTS	$000/YR	0.00	0.00	8677.00	16944.00	0.00	18588.00	0.00
[redacted]	[redacted]	[redacted]	[redacted]	[redacted]	[redacted]	[redacted]	[redacted]	[redacted]
-------- YEAR 2019 --------								
FIXED COSTS	$000/YR	0.00	0.00	7471.00	24796.00	0.00	16459.00	0.00
-------- YEAR 2020 --------								
FIXED COSTS	$000/YR	0.00	0.00	1940.00	15113.00	0.00	24727.00	0.00
-------- YEAR 2021 --------								
FIXED COSTS	$000/YR	0.00	0.00	1926.00	15380.00	0.00	15608.00	0.00
-------- YEAR 2022 --------								
FIXED COSTS	$000/YR	0.00	0.00	1912.00	24121.00	0.00	15882.00	0.00
-------- YEAR 2023 --------								
FIXED COSTS	$000/YR	0.00	0.00	1894.00	17075.00	0.00	18778.00	0.00
-------- YEAR 2024 --------								
FIXED COSTS	$000/YR	0.00	0.00	1887.00	14665.00	0.00	14543.00	0.00
-------- YEAR 2025 --------								
FIXED COSTS	$000/YR	0.00	0.00	3528.00	42777.00	0.00	46664.00	0.00
-------- YEAR 2026 --------								
FIXED COSTS	$000/YR	0.00	0.00	0.00	0.00	0.00	0.00	0.00
-------- YEAR 2027 --------								
-------- YEAR 2028 --------								
-------- YEAR 2029 --------								
-------- YEAR 2030 --------								
-------- YEAR 2031 --------								
-------- YEAR 2032 --------								
-------- YEAR 2033 --------								
-------- YEAR 2034 --------								
-------- YEAR 2035 --------								
-------- YEAR 2036 --------								

-------- YEAR 2037 --------

-------- YEAR 2038 --------

-------- YEAR 2039 --------

-------- YEAR 2040 --------

THERMAL UNIT		275 CLN_Q_HM 3	276 CLN_Q_15 3	277 CVL_3_HM 3	278 CVL_3_10 3	279 GLN_5_HM 5	280 GLN_5_15 5	281 GLN_6_HM 6
-------- YEAR 2011 --------								
ANCILLARY REVENUE RATE	$/MWH	0.00	0.00	0.00	0.00	0.00	0.00	0.00
AVERAGE HEAT RATE AT MAXIMUM	MBTU/MWH	0.00	0.00	0.00	0.00	0.00	0.00	0.00
AVERAGE HEAT RATE AT MINIMUM	MBTU/MWH	0.00	0.00	0.00	0.00	0.00	0.00	0.00
AVG HEAT RATE MAXIMUM SEASONAL P		0	0	0	0	0	0	0
AVG HEAT RATE MINIMUM SEASONAL P		0	0	0	0	0	0	0
BID PRICE AT INCREMENTAL	$/MWH	0.00	0.00	0.00	0.00	0.00	0.00	0.00
BID PRICE AT MINIMUM	$/MWH	0.00	0.00	0.00	0.00	0.00	0.00	0.00
BID PRICE CAPACITY FACTOR	%	0.00	0.00	0.00	0.00	0.00	0.00	0.00
BID PRICE COST FACTOR	%	0.00	0.00	0.00	0.00	0.00	0.00	0.00
BID PRICE INCREMENTAL SEASONAL P		0	0	0	0	0	0	0
BID PRICE MINIMUM SEASONAL POINT		0	0	0	0	0	0	0
CAPACITY REVENUE PROFILE		0	0	0	0	0	0	0
CAPACITY REVENUE RATE	$/KW	0.00	0.00	0.00	0.00	0.00	0.00	0.00
CAPACITY SEGMENT PROFILE		18	18	21	21	29	29	30
CAPITAL COSTS	$000	0.00	0.00	0.00	0.00	0.00	0.00	0.00
DERATION LIBRARY POINTER		75	75	21	21	29	29	30
DISPATCH PENALTY AT MAXIMUM		1.00	1.00	1.00	1.00	1.00	1.00	1.00
DISPATCH PENALTY AT MINIMUM		1.00	1.00	1.00	1.00	1.00	1.00	1.00
ENERGY MARGIN CAPACITY FACTOR	FRACTION	0.00	0.00	0.00	0.00	0.00	0.00	0.00
FIXED ANNUAL CAPACITY RATE	$/KW/YR	0.59	0.59	0.00	0.00	0.00	0.00	0.00
FIXED COSTS	$000/YR	11043.00	11043.00	4518.00	0.00	6233.00	5927.00	12244.00
FIXED SEASONAL CAPACITY RATE	$/KW/SEA	0.00	0.00	0.00	0.00	0.00	0.00	0.00
FIXED SEASONAL RATE PROFILE		0	0	0	0	0	0	0
HEAT RATE PROFILE		18	18	21	21	29	29	30
MAINTENANCE REQUIREMENT	WKS/YEAR	0.00	0.00	0.00	0.00	0.00	0.00	0.00
MAINTENANCE SEASONAL METHOD		1	1	1	1	1	1	1
MAINTENANCE SEASONAL POINTER		0	0	0	0	0	0	0
[redacted]	[redacted]	[redacted]	[redacted]	[redacted]	[redacted]	[redacted]	[redacted]	[redacted]
MATURE OUTAGE RATE SEASONAL PROF		0	0	0	0	0	0	0
MAXIMUM CAPACITY	MW	235.00	235.00	165.00	165.00	95.00	95.00	240.00
MINIMUM CAPACITY	MW	60.00	60.00	40.00	40.00	25.00	25.00	75.00
MUST RUN INDICATOR		0	0	0	0	0	0	0
PARTIAL OUTAGE RATE	%	0.00	0.00	0.00	0.00	0.00	0.00	0.00
PARTIAL OUTAGE RATE SEASONAL PRO		0	0	0	0	0	0	0
PERCENT FIRM	%	94.50	94.50	94.32	94.32	88.86	88.86	95.37
RENEWABLE ENERGY CREDIT	RATIO	0.00	0.00	0.00	0.00	0.00	0.00	0.00
SEASONAL VARIABLE COST PROFILE		0	0	0	0	0	0	0
VARIABLE O AND M COSTS	$/MWH	2.95	2.95	3.65	3.65	4.17	4.17	4.17
-------- YEAR 2012 --------								
FIXED COSTS	$000/YR	20218.00	19691.00	14574.00	0.00	7120.00	6814.00	12747.00
[redacted]	[redacted]	[redacted]	[redacted]	[redacted]	[redacted]	[redacted]	[redacted]	[redacted]
PERCENT FIRM	%	93.12	93.12	94.32	94.32	91.20	91.20	94.65
-------- YEAR 2013 --------								
FIXED COSTS	$000/YR	14134.00	13607.00	0.00	0.00	6697.00	6391.00	16088.00
[redacted]	[redacted]	[redacted]	[redacted]	[redacted]	[redacted]	[redacted]	[redacted]	[redacted]
PERCENT FIRM	%	92.04	92.04	94.32	94.32	90.03	90.03	96.10

NOTE: DATA DISPLAYED AFTER 2011 ONLY IF
VALUE CHANGED FROM PREVIOUS YEAR.

AEP EAST
GENERATION AND FUEL MODULE
INPUT SUMMARY REPORT

QUALIFIER = GAF.INPUT.THERMAL UNIT.

THERMAL UNIT		275 CLN_Q_HM 3	276 CLN_Q_15 3	277 CVL_3_HM 3	278 CVL_3_10 3	279 GLN_5_HM 5	280 GLN_5_15 5	281 GLN_6_HM 6
-------- YEAR 2014 --------								
FIXED COSTS	$000/YR	14659.00	13617.00	0.00	0.00	7385.00	6318.00	14219.00
[redacted]	[redacted]	[redacted]	[redacted]	[redacted]	[redacted]	[redacted]	[redacted]	[redacted]
PERCENT FIRM	%	95.15	95.15	94.32	94.32	88.86	88.86	95.37
-------- YEAR 2015 --------								
FIXED COSTS	$000/YR	21383.00	79089.00	0.00	0.00	8896.00	22751.00	14614.00
[redacted]	[redacted]	[redacted]	[redacted]	[redacted]	[redacted]	[redacted]	[redacted]	[redacted]
PERCENT FIRM	%	93.60	93.60	94.32	94.32	88.27	88.27	94.65
-------- YEAR 2016 --------								
FIXED COSTS	$000/YR	16867.00	0.00	0.00	0.00	7840.00	0.00	17130.00
[redacted]	[redacted]	[redacted]	[redacted]	[redacted]	[redacted]	[redacted]	[redacted]	[redacted]
PERCENT FIRM	%	92.52	92.52	94.32	94.32	88.27	88.27	96.10
-------- YEAR 2017 --------								
FIXED COSTS	$000/YR	17474.00	0.00	0.00	0.00	7993.00	0.00	15818.00
MATURE FORCED OUTAGE RATE	%	9.18	9.18	13.31	13.31	48.91	48.91	42.77
PERCENT FIRM	%	95.15	95.15	94.32	94.32	88.27	88.27	95.37
-------- YEAR 2018 --------								
FIXED COSTS	$000/YR	24798.00	0.00	0.00	0.00	8697.00	0.00	15680.00
[redacted]	[redacted]	[redacted]	[redacted]	[redacted]	[redacted]	[redacted]	[redacted]	[redacted]
-------- YEAR 2019 --------								
FIXED COSTS	$000/YR	17041.00	0.00	0.00	0.00	6850.00	0.00	18331.00
-------- YEAR 2020 --------								
FIXED COSTS	$000/YR	15565.00	0.00	0.00	0.00	7163.00	0.00	14746.00
-------- YEAR 2021 --------								
FIXED COSTS	$000/YR	24139.00	0.00	0.00	0.00	7758.00	0.00	14666.00
-------- YEAR 2022 --------								
FIXED COSTS	$000/YR	14373.00	0.00	0.00	0.00	7570.00	0.00	17836.00
-------- YEAR 2023 --------								
FIXED COSTS	$000/YR	17108.00	0.00	0.00	0.00	7528.00	0.00	15286.00
-------- YEAR 2024 --------								
FIXED COSTS	$000/YR	14897.00	0.00	0.00	0.00	7064.00	0.00	13964.00
-------- YEAR 2025 --------								
FIXED COSTS	$000/YR	46342.00	0.00	0.00	0.00	16099.00	0.00	30200.00
-------- YEAR 2026 --------								
FIXED COSTS	$000/YR	0.00	0.00	0.00	0.00	0.00	0.00	0.00
-------- YEAR 2027 --------								
-------- YEAR 2028 --------								
-------- YEAR 2029 --------								
-------- YEAR 2030 --------								
-------- YEAR 2031 --------								
-------- YEAR 2032 --------								
-------- YEAR 2033 --------								
-------- YEAR 2034 --------								
-------- YEAR 2035 --------								
-------- YEAR 2036 --------								
-------- YEAR 2037 --------								
-------- YEAR 2038 --------								
-------- YEAR 2039 --------								
-------- YEAR 2040 --------								

THERMAL UNIT		282 GLN_6_15 6	283 KMR_F_HM 1	284 KMR_F_GP 1	285 KMR_F_HM 2	286 KMR_F_GP 2	287 KMR_F_HM 3	288 KMR_F_GP 3
-------- YEAR 2011 --------								
ANCILLARY REVENUE RATE	$/MWH	0.00	0.00	0.00	0.00	0.00	0.00	0.00
AVERAGE HEAT RATE AT MAXIMUM	MBTU/MWH	0.00	0.00	0.00	0.00	0.00	0.00	0.00
AVERAGE HEAT RATE AT MINIMUM	MBTU/MWH	0.00	0.00	0.00	0.00	0.00	0.00	0.00
AVG HEAT RATE MAXIMUM SEASONAL P		0	0	0	0	0	0	0
AVG HEAT RATE MINIMUM SEASONAL P		0	0	0	0	0	0	0
BID PRICE AT INCREMENTAL	$/MWH	0.00	0.00	0.00	0.00	0.00	0.00	0.00
BID PRICE AT MINIMUM	$/MWH	0.00	0.00	0.00	0.00	0.00	0.00	0.00
BID PRICE CAPACITY FACTOR	%	0.00	0.00	0.00	0.00	0.00	0.00	0.00
BID PRICE COST FACTOR	%	0.00	0.00	0.00	0.00	0.00	0.00	0.00
BID PRICE INCREMENTAL SEASONAL P		0	0	0	0	0	0	0
BID PRICE MINIMUM SEASONAL POINT		0	0	0	0	0	0	0
CAPACITY REVENUE PROFILE		0	0	0	0	0	0	0
CAPACITY REVENUE RATE	$/KW	0.00	0.00	0.00	0.00	0.00	0.00	0.00

CAPACITY SEGMENT PROFILE		30	33	33	34	34	35	35
CAPITAL COSTS	$000	0.00	0.00	0.00	0.00	0.00	0.00	0.00
DERATION LIBRARY POINTER		30	33	33	34	34	35	35
DISPATCH PENALTY AT MAXIMUM		1.00	1.00	1.00	1.00	1.00	1.00	1.00
DISPATCH PENALTY AT MINIMUM		1.00	1.00	1.00	1.00	1.00	1.00	1.00
ENERGY MARGIN CAPACITY FACTOR	FRACTION	0.00	0.00	0.00	0.00	0.00	0.00	0.00
FIXED ANNUAL CAPACITY RATE	$/KW/YR	0.00	0.53	0.53	0.53	0.53	0.53	0.53
FIXED COSTS	$000/YR	12244.00	11225.00	6851.00	11484.00	6851.00	13939.00	6851.00
FIXED SEASONAL CAPACITY RATE	$/KW/SEA	0.00	0.00	0.00	0.00	0.00	0.00	0.00
FIXED SEASONAL RATE PROFILE		0	0	0	0	0	0	0
HEAT RATE PROFILE		30	33	33	34	34	35	35
MAINTENANCE REQUIREMENT	WKS/YEAR	0.00	0.00	0.00	0.00	0.00	0.00	0.00
MAINTENANCE SEASONAL METHOD		1	1	1	1	1	1	1
MAINTENANCE SEASONAL POINTER		0	0	0	0	0	0	0
[redacted]	[redacted]	[redacted]	[redacted]	[redacted]	[redacted]	[redacted]	[redacted]	[redacted]
MATURE OUTAGE RATE SEASONAL PROF		0	0	0	0	0	0	0
MAXIMUM CAPACITY	MW	240.00	210.00	210.00	210.00	210.00	210.00	210.00
MINIMUM CAPACITY	MW	75.00	110.00	110.00	110.00	110.00	110.00	110.00
MUST RUN INDICATOR		0	0	0	0	0	0	0
PARTIAL OUTAGE RATE	%	0.00	0.00	0.00	0.00	0.00	0.00	0.00
PARTIAL OUTAGE RATE SEASONAL PRO		0	0	0	0	0	0	0
PERCENT FIRM	%	95.37	91.17	91.17	87.70	87.70	88.14	88.14
RENEWABLE ENERGY CREDIT	RATIO	0.00	0.00	0.00	0.00	0.00	0.00	0.00
SEASONAL VARIABLE COST PROFILE		0	0	0	0	0	0	0
VARIABLE O AND M COSTS	$/MWH	4.17	3.48	3.48	3.48	3.48	3.48	3.48
-------- YEAR 2012 --------								
FIXED COSTS	$000/YR	12747.00	17550.00	6961.00	18647.00	6961.00	11882.00	6961.00
[redacted]	[redacted]	[redacted]	[redacted]	[redacted]	[redacted]	[redacted]	[redacted]	[redacted]
PERCENT FIRM	%	94.65	91.17	91.17	87.47	87.47	87.32	87.32
-------- YEAR 2013 --------								
FIXED COSTS	$000/YR	15676.00	11906.00	7074.00	14736.00	7074.00	17657.00	7074.00
[redacted]	[redacted]	[redacted]	[redacted]	[redacted]	[redacted]	[redacted]	[redacted]	[redacted]
PERCENT FIRM	%	96.10	89.41	89.41	85.90	85.90	86.50	86.50
-------- YEAR 2014 --------								
FIXED COSTS	$000/YR	12761.00	14440.00	7191.00	12688.00	7191.00	15291.00	7191.00
[redacted]	[redacted]	[redacted]	[redacted]	[redacted]	[redacted]	[redacted]	[redacted]	[redacted]
PERCENT FIRM	%	95.37	86.47	86.47	84.57	84.57	85.69	85.69
-------- YEAR 2015 --------								
FIXED COSTS	$000/YR	44383.00	18034.00	22907.00	18472.00	22907.00	13256.00	22907.00
[redacted]	[redacted]	[redacted]	[redacted]	[redacted]	[redacted]	[redacted]	[redacted]	[redacted]
PERCENT FIRM	%	94.65	86.47	86.47	84.57	84.57	85.69	85.69
-------- YEAR 2016 --------								
FIXED COSTS	$000/YR	0.00	13295.00	0.00	16124.00	0.00	19045.00	0.00
[redacted]	[redacted]	[redacted]	[redacted]	[redacted]	[redacted]	[redacted]	[redacted]	[redacted]
PERCENT FIRM	%	96.10	86.47	86.47	84.57	84.57	85.69	85.69
-------- YEAR 2017 --------								
FIXED COSTS	$000/YR	0.00	15852.00	0.00	14089.00	0.00	16702.00	0.00
[redacted]	[redacted]	[redacted]	[redacted]	[redacted]	[redacted]	[redacted]	[redacted]	[redacted]
PERCENT FIRM	%	95.37	86.47	86.47	84.57	84.57	85.69	85.69
-------- YEAR 2018 --------								
FIXED COSTS	$000/YR	0.00	18394.00	0.00	19033.00	0.00	13521.00	0.00
[redacted]	[redacted]	[redacted]	[redacted]	[redacted]	[redacted]	[redacted]	[redacted]	[redacted]
-------- YEAR 2019 --------								
FIXED COSTS	$000/YR	0.00	11334.00	0.00	11057.00	0.00	15497.00	0.00

NOTE: DATA DISPLAYED AFTER 2011 ONLY IF
VALUE CHANGED FROM PREVIOUS YEAR.

AEP EAST
GENERATION AND FUEL MODULE
INPUT SUMMARY REPORT

QUALIFIER = GAF.INPUT.THERMAL UNIT.

THERMAL UNIT		282 GLN_6_15 6	283 KMR_F_HM 1	284 KMR_F_GP 1	285 KMR_F_HM 2	286 KMR_F_GP 2	287 KMR_F_HM 3	288 KMR_F_GP 3
-------- YEAR 2020 --------								
FIXED COSTS	$000/YR	0.00	13889.00	0.00	8828.00	0.00	11028.00	0.00
-------- YEAR 2021 --------								
FIXED COSTS	$000/YR	0.00	17120.00	0.00	14624.00	0.00	8804.00	0.00
-------- YEAR 2022 --------								
FIXED COSTS	$000/YR	0.00	8979.00	0.00	11368.00	0.00	14604.00	0.00
-------- YEAR 2023 --------								
FIXED COSTS	$000/YR	0.00	11204.00	0.00	9154.00	0.00	11202.00	0.00
-------- YEAR 2024 --------								
FIXED COSTS	$000/YR	0.00	14823.00	0.00	11384.00	0.00	9193.00	0.00
-------- YEAR 2025 --------								
FIXED COSTS	$000/YR	0.00	36630.00	0.00	27438.00	0.00	29042.00	0.00
-------- YEAR 2026 --------								
FIXED COSTS	$000/YR	0.00	0.00	0.00	0.00	0.00	0.00	0.00
-------- YEAR 2027 --------								
-------- YEAR 2028 --------								
-------- YEAR 2029 --------								
-------- YEAR 2030 --------								
-------- YEAR 2031 --------								
-------- YEAR 2032 --------								
-------- YEAR 2033 --------								
-------- YEAR 2034 --------								
-------- YEAR 2035 --------								
-------- YEAR 2036 --------								
-------- YEAR 2037 --------								
-------- YEAR 2038 --------								
-------- YEAR 2039 --------								
-------- YEAR 2040 --------								

THERMAL UNIT		289 KWA_1_HM 1	290 KWA_1_15 1	291 KWA_2_HM 2	292 KWA_2_15 2	293 MSKR1_HM 1	294 MSKR1_12 1	295 MSKR2_HM 2
-------- YEAR 2011 --------								
ANCILLARY REVENUE RATE	$/MWH	0.00	0.00	0.00	0.00	0.00	0.00	0.00
AVERAGE HEAT RATE AT MAXIMUM	MBTU/MWH	0.00	0.00	0.00	0.00	0.00	0.00	0.00
AVERAGE HEAT RATE AT MINIMUM	MBTU/MWH	0.00	0.00	0.00	0.00	0.00	0.00	0.00
AVG HEAT RATE MAXIMUM SEASONAL P		0	0	0	0	0	0	0
AVG HEAT RATE MINIMUM SEASONAL P		0	0	0	0	0	0	0
BID PRICE AT INCREMENTAL	$/MWH	0.00	0.00	0.00	0.00	0.00	0.00	0.00
BID PRICE AT MINIMUM	$/MWH	0.00	0.00	0.00	0.00	0.00	0.00	0.00
BID PRICE CAPACITY FACTOR	%	0.00	0.00	0.00	0.00	0.00	0.00	0.00
BID PRICE COST FACTOR	%	0.00	0.00	0.00	0.00	0.00	0.00	0.00
BID PRICE INCREMENTAL SEASONAL P		0	0	0	0	0	0	0
BID PRICE MINIMUM SEASONAL POINT		0	0	0	0	0	0	0
CAPACITY REVENUE PROFILE		0	0	0	0	0	0	0
CAPACITY REVENUE RATE	$/KW	0.00	0.00	0.00	0.00	0.00	0.00	0.00
CAPACITY SEGMENT PROFILE		36	36	37	37	46	46	47
CAPITAL COSTS	$000	0.00	0.00	0.00	0.00	0.00	0.00	0.00
DERATION LIBRARY POINTER		36	36	37	37	46	46	47
DISPATCH PENALTY AT MAXIMUM		1.00	1.00	1.00	1.00	1.00	1.00	1.00
DISPATCH PENALTY AT MINIMUM		1.00	1.00	1.00	1.00	1.00	1.00	1.00
ENERGY MARGIN CAPACITY FACTOR	FRACTION	0.00	0.00	0.00	0.00	0.00	0.00	0.00
FIXED ANNUAL CAPACITY RATE	$/KW/YR	0.00	0.00	0.00	0.00	0.00	0.00	0.00
FIXED COSTS	$000/YR	14690.00	14690.00	16443.00	15497.00	14032.00	12427.00	13959.00
FIXED SEASONAL CAPACITY RATE	$/KW/SEA	0.00	0.00	0.00	0.00	0.00	0.00	0.00
FIXED SEASONAL RATE PROFILE		0	0	0	0	0	0	0
HEAT RATE PROFILE		36	36	37	37	46	46	47
MAINTENANCE REQUIREMENT	WKS/YEAR	0.00	0.00	0.00	0.00	0.00	0.00	0.00
MAINTENANCE SEASONAL METHOD		1	1	1	1	1	1	1
MAINTENANCE SEASONAL POINTER		0	0	0	0	0	0	0
[redacted]	[redacted]	[redacted]	[redacted]	[redacted]	[redacted]	[redacted]	[redacted]	[redacted]
MATURE OUTAGE RATE SEASONAL PROF		0	0	0	0	0	0	0
MAXIMUM CAPACITY	MW	200.00	200.00	200.00	200.00	205.00	205.00	205.00
MINIMUM CAPACITY	MW	50.00	50.00	50.00	50.00	60.00	60.00	60.00
MUST RUN INDICATOR		0	0	0	0	0	0	0
PARTIAL OUTAGE RATE	%	0.00	0.00	0.00	0.00	0.00	0.00	0.00
PARTIAL OUTAGE RATE SEASONAL PRO		0	0	0	0	0	0	0
PERCENT FIRM	%	95.94	95.94	94.62	94.62	91.88	91.88	92.14
RENEWABLE ENERGY CREDIT	RATIO	0.00	0.00	0.00	0.00	0.00	0.00	0.00
SEASONAL VARIABLE COST PROFILE		0	0	0	0	0	0	0
VARIABLE O AND M COSTS	$/MWH	4.07	4.07	4.07	4.07	1.96	1.96	1.96

-------- YEAR 2012 --------

FIXED COSTS	$000/YR	10114.00	10114.00	10921.00	10921.00	13209.00	89928.00	12731.00
[redacted]	[redacted]	[redacted]	[redacted]	[redacted]	[redacted]	[redacted]	[redacted]	[redacted]
PERCENT FIRM	%	95.32	95.32	94.61	94.61	90.95	90.95	91.86
-------- YEAR 2013 --------								
FIXED COSTS	$000/YR	11447.00	10251.00	12253.00	11058.00	14683.00	0.00	14057.00
[redacted]	[redacted]	[redacted]	[redacted]	[redacted]	[redacted]	[redacted]	[redacted]	[redacted]
PERCENT FIRM	%	94.39	94.39	93.51	93.51	90.95	90.95	91.86
-------- YEAR 2014 --------								
FIXED COSTS	$000/YR	10936.00	10516.00	11742.00	11323.00	12383.00	0.00	12556.00
[redacted]	[redacted]	[redacted]	[redacted]	[redacted]	[redacted]	[redacted]	[redacted]	[redacted]
PERCENT FIRM	%	93.09	93.09	91.98	91.98	90.95	90.95	91.86
-------- YEAR 2015 --------								
FIXED COSTS	$000/YR	21882.00	31627.00	20798.00	40199.00	65366.00	0.00	68388.00
[redacted]	[redacted]	[redacted]	[redacted]	[redacted]	[redacted]	[redacted]	[redacted]	[redacted]
PERCENT FIRM	%	93.91	93.91	92.96	92.96	90.95	90.95	91.86
-------- YEAR 2016 --------								
FIXED COSTS	$000/YR	15656.00	0.00	16463.00	0.00	0.00	0.00	0.00
[redacted]	[redacted]	[redacted]	[redacted]	[redacted]	[redacted]	[redacted]	[redacted]	[redacted]
PERCENT FIRM	%	93.82	93.82	92.85	92.85	90.95	90.95	91.86
-------- YEAR 2017 --------								
FIXED COSTS	$000/YR	16760.00	0.00	18422.00	0.00	0.00	0.00	0.00
[redacted]	[redacted]	[redacted]	[redacted]	[redacted]	[redacted]	[redacted]	[redacted]	[redacted]
PERCENT FIRM	%	92.86	92.86	91.71	91.71	90.95	90.95	91.86
-------- YEAR 2018 --------								
FIXED COSTS	$000/YR	16104.00	0.00	16910.00	0.00	0.00	0.00	0.00
-------- YEAR 2019 --------								
FIXED COSTS	$000/YR	22533.00	0.00	23339.00	0.00	0.00	0.00	0.00
-------- YEAR 2020 --------								
FIXED COSTS	$000/YR	17390.00	0.00	18196.00	0.00	0.00	0.00	0.00
-------- YEAR 2021 --------								
FIXED COSTS	$000/YR	17600.00	0.00	17600.00	0.00	0.00	0.00	0.00
-------- YEAR 2022 --------								
FIXED COSTS	$000/YR	16820.00	0.00	16820.00	0.00	0.00	0.00	0.00
-------- YEAR 2023 --------								
FIXED COSTS	$000/YR	16562.00	0.00	16562.00	0.00	0.00	0.00	0.00
-------- YEAR 2024 --------								
FIXED COSTS	$000/YR	16211.00	0.00	16211.00	0.00	0.00	0.00	0.00
-------- YEAR 2025 --------								
FIXED COSTS	$000/YR	59061.00	0.00	27914.00	0.00	0.00	0.00	0.00
-------- YEAR 2026 --------								
FIXED COSTS	$000/YR	0.00	0.00	0.00	0.00	0.00	0.00	0.00
-------- YEAR 2027 --------								
-------- YEAR 2028 --------								
-------- YEAR 2029 --------								

NOTE: DATA DISPLAYED AFTER 2011 ONLY IF
VALUE CHANGED FROM PREVIOUS YEAR.

AEP EAST
GENERATION AND FUEL MODULE
INPUT SUMMARY REPORT

QUALIFIER = GAF.INPUT.THERMAL UNIT.

THERMAL UNIT		289 KWA_1_HM 1	290 KWA_1_15 1	291 KWA_2_HM 2	292 KWA_2_15 2	293 MSKR1_HM 1	294 MSKR1_12 1	295 MSKR2_HM 2
-------- YEAR 2030 --------								
-------- YEAR 2031 --------								
-------- YEAR 2032 --------								
-------- YEAR 2033 --------								
-------- YEAR 2034 --------								
-------- YEAR 2035 --------								
-------- YEAR 2036 --------								
-------- YEAR 2037 --------								
-------- YEAR 2038 --------								
-------- YEAR 2039 --------								
-------- YEAR 2040 --------								

THERMAL UNIT		296 MSKR2_12 2	297 MSKR3_GP 3	298 MR3HM_12 3	299 MSKR4_GP 4	300 M4HM_12 4	301 PICWY_HM 5	302 PICWY_GP 5
-------- YEAR 2011 --------								
ANCILLARY REVENUE RATE	$/MWH	0.00	0.00	0.00	0.00	0.00	0.00	0.00
AVERAGE HEAT RATE AT MAXIMUM	MBTU/MWH	0.00	0.00	0.00	0.00	0.00	0.00	0.00
AVERAGE HEAT RATE AT MINIMUM	MBTU/MWH	0.00	0.00	0.00	0.00	0.00	0.00	0.00
AVG HEAT RATE MAXIMUM SEASONAL P		0	0	0	0	0	0	0
AVG HEAT RATE MINIMUM SEASONAL P		0	0	0	0	0	0	0
BID PRICE AT INCREMENTAL	$/MWH	0.00	0.00	0.00	0.00	0.00	0.00	0.00
BID PRICE AT MINIMUM	$/MWH	0.00	0.00	0.00	0.00	0.00	0.00	0.00
BID PRICE CAPACITY FACTOR	%	0.00	0.00	0.00	0.00	0.00	0.00	0.00
BID PRICE COST FACTOR	%	0.00	0.00	0.00	0.00	0.00	0.00	0.00
BID PRICE INCREMENTAL SEASONAL P		0	0	0	0	0	0	0
BID PRICE MINIMUM SEASONAL POINT		0	0	0	0	0	0	0
CAPACITY REVENUE PROFILE		0	0	0	0	0	0	0
CAPACITY REVENUE RATE	$/KW	0.00	0.00	0.00	0.00	0.00	0.00	0.00
CAPACITY SEGMENT PROFILE		47	48	48	49	49	56	56
CAPITAL COSTS	$000	0.00	0.00	0.00	0.00	0.00	0.00	0.00
DERATION LIBRARY POINTER		47	48	48	49	49	56	56
DISPATCH PENALTY AT MAXIMUM		1.00	1.00	1.00	1.00	1.00	1.00	1.00
DISPATCH PENALTY AT MINIMUM		1.00	1.00	1.00	1.00	1.00	1.00	1.00
ENERGY MARGIN CAPACITY FACTOR	FRACTION	0.00	0.00	0.00	0.00	0.00	0.00	0.00
FIXED ANNUAL CAPACITY RATE	$/KW/YR	0.00	0.00	0.00	0.00	0.00	0.00	0.00
FIXED COSTS	$000/YR	12353.00	13542.00	13737.00	11857.00	11921.00	8729.00	4828.00
FIXED SEASONAL CAPACITY RATE	$/KW/SEA	0.00	0.00	0.00	0.00	0.00	0.00	0.00
FIXED SEASONAL RATE PROFILE		0	0	0	0	0	0	0
HEAT RATE PROFILE		47	48	48	49	49	56	56
MAINTENANCE REQUIREMENT	WKS/YEAR	0.00	0.00	0.00	0.00	0.00	0.00	0.00
MAINTENANCE SEASONAL METHOD		1	1	1	1	1	1	1
MAINTENANCE SEASONAL POINTER		0	0	0	0	0	0	0
[redacted]	[redacted]	[redacted]	[redacted]	[redacted]	[redacted]	[redacted]	[redacted]	[redacted]
MATURE OUTAGE RATE SEASONAL PROF		0	0	0	0	0	0	0
MAXIMUM CAPACITY	MW	205.00	215.00	215.00	215.00	215.00	100.00	100.00
MINIMUM CAPACITY	MW	60.00	80.00	80.00	80.00	80.00	10.00	10.00
MUST RUN INDICATOR		0	0	0	0	0	0	0
PARTIAL OUTAGE RATE	%	0.00	0.00	0.00	0.00	0.00	0.00	0.00
PARTIAL OUTAGE RATE SEASONAL PRO		0	0	0	0	0	0	0
PERCENT FIRM	%	92.14	94.75	94.75	91.88	91.88	90.47	90.47
RENEWABLE ENERGY CREDIT	RATIO	0.00	0.00	0.00	0.00	0.00	0.00	0.00
SEASONAL VARIABLE COST PROFILE		0	0	0	0	0	0	0
VARIABLE O AND M COSTS	$/MWH	1.96	1.96	1.96	1.96	1.96	5.20	5.20
-------- YEAR 2012 --------								
FIXED COSTS	$000/YR	89293.00	12725.00	107906.00	11929.00	93865.00	6805.00	4936.00
[redacted]	[redacted]	[redacted]	[redacted]	[redacted]	[redacted]	[redacted]	[redacted]	[redacted]
PERCENT FIRM	%	91.86	94.32	94.32	91.27	91.27	92.45	92.45
-------- YEAR 2013 --------								
FIXED COSTS	$000/YR	0.00	13362.00	0.00	12566.00	0.00	5918.00	5055.00
PERCENT FIRM	%	91.86	94.32	94.32	91.27	91.27	91.56	91.56
-------- YEAR 2014 --------								
FIXED COSTS	$000/YR	0.00	12811.00	0.00	12015.00	0.00	9913.00	5181.00
PERCENT FIRM	%	91.86	94.32	94.32	91.27	91.27	90.47	90.47
-------- YEAR 2015 --------								
FIXED COSTS	$000/YR	0.00	68348.00	0.00	59315.00	0.00	8484.00	6332.00
PERCENT FIRM	%	91.86	94.32	94.32	91.27	91.27	89.74	89.74
-------- YEAR 2016 --------								
FIXED COSTS	$000/YR	0.00	0.00	0.00	0.00	0.00	6974.00	0.00
-------- YEAR 2017 --------								
FIXED COSTS	$000/YR	0.00	0.00	0.00	0.00	0.00	10467.00	0.00
-------- YEAR 2018 --------								
FIXED COSTS	$000/YR	0.00	0.00	0.00	0.00	0.00	9100.00	0.00
-------- YEAR 2019 --------								
FIXED COSTS	$000/YR	0.00	0.00	0.00	0.00	0.00	7317.00	0.00

-------- YEAR 2020 --------								
FIXED COSTS	$000/YR	0.00	0.00	0.00	0.00	0.00	10918.00	0.00
-------- YEAR 2021 --------								
FIXED COSTS	$000/YR	0.00	0.00	0.00	0.00	0.00	9625.00	0.00
-------- YEAR 2022 --------								
FIXED COSTS	$000/YR	0.00	0.00	0.00	0.00	0.00	7822.00	0.00
-------- YEAR 2023 --------								
FIXED COSTS	$000/YR	0.00	0.00	0.00	0.00	0.00	11297.00	0.00
-------- YEAR 2024 --------								
FIXED COSTS	$000/YR	0.00	0.00	0.00	0.00	0.00	9694.00	0.00
-------- YEAR 2025 --------								
FIXED COSTS	$000/YR	0.00	0.00	0.00	0.00	0.00	12499.00	0.00
-------- YEAR 2026 --------								
FIXED COSTS	$000/YR	0.00	0.00	0.00	0.00	0.00	0.00	0.00
-------- YEAR 2027 --------								
-------- YEAR 2028 --------								
-------- YEAR 2029 --------								
-------- YEAR 2030 --------								
-------- YEAR 2031 --------								
-------- YEAR 2032 --------								
-------- YEAR 2033 --------								
-------- YEAR 2034 --------								
-------- YEAR 2035 --------								
-------- YEAR 2036 --------								
-------- YEAR 2037 --------								
-------- YEAR 2038 --------								
-------- YEAR 2039 --------								
-------- YEAR 2040 --------								

THERMAL UNIT		303 SP1_F_HM 1	304 SP1_F_15 1	305 SP2_F_HM 2	306 SP2_F_15 2	307 SP3_Q_HM 3	308 SP3_Q_15 3	309 SP4_Q_HM 4
-------- YEAR 2011 --------								
ANCILLARY REVENUE RATE	$/MWH	0.00	0.00	0.00	0.00	0.00	0.00	0.00
AVERAGE HEAT RATE AT MAXIMUM	MBTU/MWH	0.00	0.00	0.00	0.00	0.00	0.00	0.00
AVERAGE HEAT RATE AT MINIMUM	MBTU/MWH	0.00	0.00	0.00	0.00	0.00	0.00	0.00
AVG HEAT RATE MAXIMUM SEASONAL P		0	0	0	0	0	0	0
AVG HEAT RATE MINIMUM SEASONAL P		0	0	0	0	0	0	0
BID PRICE AT INCREMENTAL	$/MWH	0.00	0.00	0.00	0.00	0.00	0.00	0.00
BID PRICE AT MINIMUM	$/MWH	0.00	0.00	0.00	0.00	0.00	0.00	0.00

NOTE: DATA DISPLAYED AFTER 2011 ONLY IF
VALUE CHANGED FROM PREVIOUS YEAR.

AEP EAST
GENERATION AND FUEL MODULE
INPUT SUMMARY REPORT

QUALIFIER = GAF.INPUT.THERMAL UNIT.

THERMAL UNIT		303 SP1_F_HM 1	304 SP1_F_15 1	305 SP2_F_HM 2	306 SP2_F_15 2	307 SP3_Q_HM 3	308 SP3_Q_15 3	309 SP4_Q_HM 4
-------- YEAR 2011 --------								
BID PRICE CAPACITY FACTOR	%	0.00	0.00	0.00	0.00	0.00	0.00	0.00
BID PRICE COST FACTOR	%	0.00	0.00	0.00	0.00	0.00	0.00	0.00
BID PRICE INCREMENTAL SEASONAL P		0	0	0	0	0	0	0
BID PRICE MINIMUM SEASONAL POINT		0	0	0	0	0	0	0
CAPACITY REVENUE PROFILE		0	0	0	0	0	0	0
CAPACITY REVENUE RATE	$/KW	0.00	0.00	0.00	0.00	0.00	0.00	0.00
CAPACITY SEGMENT PROFILE		51	51	52	52	53	53	54
CAPITAL COSTS	$000	0.00	0.00	0.00	0.00	0.00	0.00	0.00
DERATION LIBRARY POINTER		104	104	104	104	104	104	104
DISPATCH PENALTY AT MAXIMUM		1.00	1.00	1.00	1.00	1.00	1.00	1.00
DISPATCH PENALTY AT MINIMUM		1.00	1.00	1.00	1.00	1.00	1.00	1.00
ENERGY MARGIN CAPACITY FACTOR	FRACTION	0.00	0.00	0.00	0.00	0.00	0.00	0.00
FIXED ANNUAL CAPACITY RATE	$/KW/YR	0.09	0.09	0.09	0.09	0.09	0.09	0.09
FIXED COSTS	$000/YR	10579.00	10579.00	16019.00	12213.00	9960.00	9960.00	9382.00
FIXED SEASONAL CAPACITY RATE	$/KW/SEA	0.00	0.00	0.00	0.00	0.00	0.00	0.00
FIXED SEASONAL RATE PROFILE		0	0	0	0	0	0	0
HEAT RATE PROFILE		51	51	52	52	53	53	54
MAINTENANCE REQUIREMENT	WKS/YEAR	0.00	0.00	0.00	0.00	0.00	0.00	0.00
MAINTENANCE SEASONAL METHOD		1	1	1	1	1	1	1
MAINTENANCE SEASONAL POINTER		0	0	0	0	0	0	0
[redacted]	[redacted]	[redacted]	[redacted]	[redacted]	[redacted]	[redacted]	[redacted]	[redacted]
MATURE OUTAGE RATE SEASONAL PROF		0	0	0	0	0	0	0
MAXIMUM CAPACITY	MW	150.00	150.00	150.00	150.00	150.00	150.00	150.00
MINIMUM CAPACITY	MW	35.00	35.00	35.00	35.00	35.00	35.00	35.00
MUST RUN INDICATOR		0	0	0	0	0	0	0
PARTIAL OUTAGE RATE	%	0.00	0.00	0.00	0.00	0.00	0.00	0.00
PARTIAL OUTAGE RATE SEASONAL PRO		0	0	0	0	0	0	0
PERCENT FIRM	%	90.38	90.38	91.18	91.18	93.09	93.09	94.25
RENEWABLE ENERGY CREDIT	RATIO	0.00	0.00	0.00	0.00	0.00	0.00	0.00
SEASONAL VARIABLE COST PROFILE		0	0	0	0	0	0	0
VARIABLE O AND M COSTS	$/MWH	3.07	3.07	3.98	3.98	3.07	3.07	3.98
-------- YEAR 2012 --------								
FIXED COSTS	$000/YR	10281.00	10281.00	9434.00	7620.00	10281.00	10281.00	9623.00
[redacted]	[redacted]	[redacted]	[redacted]	[redacted]	[redacted]	[redacted]	[redacted]	[redacted]
PERCENT FIRM	%	90.04	90.04	92.39	92.39	92.73	92.73	93.92
-------- YEAR 2013 --------								
FIXED COSTS	$000/YR	16014.00	15294.00	10494.00	8680.00	14643.00	14643.00	9995.00
[redacted]	[redacted]	[redacted]	[redacted]	[redacted]	[redacted]	[redacted]	[redacted]	[redacted]
PERCENT FIRM	%	91.87	91.87	91.98	91.98	92.36	92.36	93.60
-------- YEAR 2014 --------								
FIXED COSTS	$000/YR	12023.00	10630.00	11461.00	7930.00	12551.00	10926.00	15962.00
[redacted]	[redacted]	[redacted]	[redacted]	[redacted]	[redacted]	[redacted]	[redacted]	[redacted]
PERCENT FIRM	%	91.52	91.52	91.58	91.58	93.09	93.09	93.28
-------- YEAR 2015 --------								
FIXED COSTS	$000/YR	14977.00	50874.00	16741.00	31841.00	13214.00	54129.00	11607.00
[redacted]	[redacted]	[redacted]	[redacted]	[redacted]	[redacted]	[redacted]	[redacted]	[redacted]
PERCENT FIRM	%	91.16	91.16	91.18	91.18	92.73	92.73	93.92
-------- YEAR 2016 --------								
FIXED COSTS	$000/YR	14176.00	0.00	11427.00	0.00	13040.00	0.00	13056.00
[redacted]	[redacted]	[redacted]	[redacted]	[redacted]	[redacted]	[redacted]	[redacted]	[redacted]
PERCENT FIRM	%	90.81	90.81	92.39	92.39	92.36	92.36	93.60
-------- YEAR 2017 --------								
FIXED COSTS	$000/YR	17154.00	0.00	13973.00	0.00	15345.00	0.00	12514.00
[redacted]	[redacted]	[redacted]	[redacted]	[redacted]	[redacted]	[redacted]	[redacted]	[redacted]
PERCENT FIRM	%	90.45	90.45	91.98	91.98	92.00	92.00	93.28
-------- YEAR 2018 --------								
FIXED COSTS	$000/YR	13420.00	0.00	12841.00	0.00	12982.00	0.00	17672.00
[redacted]	[redacted]	[redacted]	[redacted]	[redacted]	[redacted]	[redacted]	[redacted]	[redacted]
-------- YEAR 2019 --------								
FIXED COSTS	$000/YR	11920.00	0.00	18085.00	0.00	13050.00	0.00	11960.00
-------- YEAR 2020 --------								
FIXED COSTS	$000/YR	11814.00	0.00	11868.00	0.00	10662.00	0.00	10837.00
-------- YEAR 2021 --------								
FIXED COSTS	$000/YR	16755.00	0.00	11078.00	0.00	15589.00	0.00	10807.00
-------- YEAR 2022 --------								
FIXED COSTS	$000/YR	12123.00	0.00	11353.00	0.00	10871.00	0.00	16631.00
-------- YEAR 2023 --------								
FIXED COSTS	$000/YR	11516.00	0.00	16896.00	0.00	11349.00	0.00	10983.00
-------- YEAR 2024 --------								
FIXED COSTS	$000/YR	9369.00	0.00	9422.00	0.00	9110.00	0.00	9191.00
-------- YEAR 2025 --------								
FIXED COSTS	$000/YR	28973.00	0.00	28200.00	0.00	28524.00	0.00	26651.00
-------- YEAR 2026 --------								
FIXED COSTS	$000/YR	0.00	0.00	0.00	0.00	0.00	0.00	0.00
-------- YEAR 2027 --------								
-------- YEAR 2028 --------								

-------- YEAR 2029 --------

-------- YEAR 2030 --------

-------- YEAR 2031 --------

-------- YEAR 2032 --------

-------- YEAR 2033 --------

-------- YEAR 2034 --------

-------- YEAR 2035 --------

-------- YEAR 2036 --------

-------- YEAR 2037 --------

-------- YEAR 2038 --------

-------- YEAR 2039 --------

-------- YEAR 2040 --------

THERMAL UNIT		310	311	312	313	314	315	316
		SP4_Q_15	SP5_HM	SP5_15	TNR_F_HM	TNR_F_15	TNR_F_HM	TNR_F_15
		4	5	5	1	1	2	2
-------- YEAR 2011 --------								
ANCILLARY REVENUE RATE	$/MWH	0.00	0.00	0.00	0.00	0.00	0.00	0.00
AVERAGE HEAT RATE AT MAXIMUM	MBTU/MWH	0.00	0.00	0.00	0.00	0.00	0.00	0.00
AVERAGE HEAT RATE AT MINIMUM	MBTU/MWH	0.00	0.00	0.00	0.00	0.00	0.00	0.00
AVG HEAT RATE MAXIMUM SEASONAL P		0	0	0	0	0	0	0
AVG HEAT RATE MINIMUM SEASONAL P		0	0	0	0	0	0	0
BID PRICE AT INCREMENTAL	$/MWH	0.00	0.00	0.00	0.00	0.00	0.00	0.00
BID PRICE AT MINIMUM	$/MWH	0.00	0.00	0.00	0.00	0.00	0.00	0.00
BID PRICE CAPACITY FACTOR	%	0.00	0.00	0.00	0.00	0.00	0.00	0.00
BID PRICE COST FACTOR	%	0.00	0.00	0.00	0.00	0.00	0.00	0.00
BID PRICE INCREMENTAL SEASONAL P		0	0	0	0	0	0	0
BID PRICE MINIMUM SEASONAL POINT		0	0	0	0	0	0	0
CAPACITY REVENUE PROFILE		0	0	0	0	0	0	0
CAPACITY REVENUE RATE	$/KW	0.00	0.00	0.00	0.00	0.00	0.00	0.00
CAPACITY SEGMENT PROFILE		54	55	55	66	66	67	67
CAPITAL COSTS	$000	0.00	0.00	0.00	0.00	0.00	0.00	0.00
DERATION LIBRARY POINTER		104	55	55	66	66	67	67
DISPATCH PENALTY AT MAXIMUM		1.00	1.00	1.00	1.00	1.00	1.00	1.00
DISPATCH PENALTY AT MINIMUM		1.00	1.00	1.00	1.00	1.00	1.00	1.00
ENERGY MARGIN CAPACITY FACTOR	FRACTION	0.00	0.00	0.00	0.00	0.00	0.00	0.00
FIXED ANNUAL CAPACITY RATE	$/KW/YR	0.09	0.00	0.00	0.09	0.09	0.09	0.09
FIXED COSTS	$000/YR	9382.00	22050.00	0.00	7101.00	5233.00	5027.00	4268.00
FIXED SEASONAL CAPACITY RATE	$/KW/SEA	0.00	0.00	0.00	0.00	0.00	0.00	0.00
FIXED SEASONAL RATE PROFILE		0	0	0	0	0	0	0
HEAT RATE PROFILE		54	55	55	66	66	67	67
MAINTENANCE REQUIREMENT	WKS/YEAR	0.00	0.00	0.00	0.00	0.00	0.00	0.00
MAINTENANCE SEASONAL METHOD		1	1	1	1	1	1	1
MAINTENANCE SEASONAL POINTER		0	0	0	0	0	0	0
[redacted]	[redacted]	[redacted]	[redacted]	[redacted]	[redacted]	[redacted]	[redacted]	[redacted]
MATURE OUTAGE RATE SEASONAL PROF		0	0	0	0	0	0	0
MAXIMUM CAPACITY	MW	150.00	450.00	450.00	145.00	145.00	145.00	145.00
MINIMUM CAPACITY	MW	35.00	250.00	250.00	30.00	30.00	30.00	30.00
MUST RUN INDICATOR		0	0	0	0	0	0	0

NOTE: DATA DISPLAYED AFTER 2011 ONLY IF
VALUE CHANGED FROM PREVIOUS YEAR.

AEP EAST
GENERATION AND FUEL MODULE
INPUT SUMMARY REPORT

QUALIFIER = GAF.INPUT.THERMAL UNIT.

THERMAL UNIT		310 SP4_Q_15 4	311 SP5_HM 5	312 SP5_15 5	313 TNR_F_HM 1	314 TNR_F_15 1	315 TNR_F_HM 2	316 TNR_F_15 2
-------- YEAR 2011 --------								
PARTIAL OUTAGE RATE	%	0.00	0.00	0.00	0.00	0.00	0.00	0.00
PARTIAL OUTAGE RATE SEASONAL PRO		0	0	0	0	0	0	0
PERCENT FIRM	%	94.25	71.95	71.95	93.65	93.65	93.68	93.68
RENEWABLE ENERGY CREDIT	RATIO	0.00	0.00	0.00	0.00	0.00	0.00	0.00
SEASONAL VARIABLE COST PROFILE		0	0	0	0	0	0	0
VARIABLE O AND M COSTS	$/MWH	3.98	3.98	3.98	3.58	3.58	3.58	3.58
-------- YEAR 2012 --------								
FIXED COSTS	$000/YR	9623.00	16082.00	0.00	7099.00	5230.00	21491.00	19326.00
[redacted]	[redacted]	[redacted]	[redacted]	[redacted]	[redacted]	[redacted]	[redacted]	[redacted]
-------- YEAR 2013 --------								
FIXED COSTS	$000/YR	9995.00	51625.00	0.00	10052.00	8183.00	8028.00	5795.00
[redacted]	[redacted]	[redacted]	[redacted]	[redacted]	[redacted]	[redacted]	[redacted]	[redacted]
PERCENT FIRM	%	93.60	71.95	71.95	93.21	93.21	94.05	94.05
-------- YEAR 2014 --------								
FIXED COSTS	$000/YR	9641.00	0.00	0.00	7697.00	5688.00	8026.00	5652.00
[redacted]	[redacted]	[redacted]	[redacted]	[redacted]	[redacted]	[redacted]	[redacted]	[redacted]
PERCENT FIRM	%	93.28	71.95	71.95	93.11	93.11	94.05	94.05
-------- YEAR 2015 --------								
FIXED COSTS	$000/YR	43052.00	0.00	0.00	16786.00	23645.00	11410.00	25976.00
[redacted]	[redacted]	[redacted]	[redacted]	[redacted]	[redacted]	[redacted]	[redacted]	[redacted]
PERCENT FIRM	%	93.92	71.95	71.95	93.02	93.02	93.80	93.80
-------- YEAR 2016 --------								
FIXED COSTS	$000/YR	0.00	0.00	0.00	9667.00	0.00	8633.00	0.00
[redacted]	[redacted]	[redacted]	[redacted]	[redacted]	[redacted]	[redacted]	[redacted]	[redacted]
PERCENT FIRM	%	93.60	71.95	71.95	93.02	93.02	93.80	93.80
-------- YEAR 2017 --------								
FIXED COSTS	$000/YR	0.00	0.00	0.00	10213.00	0.00	15700.00	0.00
[redacted]	[redacted]	[redacted]	[redacted]	[redacted]	[redacted]	[redacted]	[redacted]	[redacted]
PERCENT FIRM	%	93.28	71.95	71.95	93.02	93.02	93.80	93.80
-------- YEAR 2018 --------								
FIXED COSTS	$000/YR	0.00	0.00	0.00	13269.00	0.00	9419.00	0.00
[redacted]	[redacted]	[redacted]	[redacted]	[redacted]	[redacted]	[redacted]	[redacted]	[redacted]
-------- YEAR 2019 --------								
FIXED COSTS	$000/YR	0.00	0.00	0.00	10017.00	0.00	9877.00	0.00
-------- YEAR 2020 --------								
FIXED COSTS	$000/YR	0.00	0.00	0.00	7436.00	0.00	12812.00	0.00
-------- YEAR 2021 --------								
FIXED COSTS	$000/YR	0.00	0.00	0.00	14051.00	0.00	9395.00	0.00
-------- YEAR 2022 --------								
FIXED COSTS	$000/YR	0.00	0.00	0.00	7974.00	0.00	12869.00	0.00
-------- YEAR 2023 --------								
FIXED COSTS	$000/YR	0.00	0.00	0.00	8338.00	0.00	7428.00	0.00
-------- YEAR 2024 --------								
FIXED COSTS	$000/YR	0.00	0.00	0.00	8027.00	0.00	7116.00	0.00
-------- YEAR 2025 --------								
FIXED COSTS	$000/YR	0.00	0.00	0.00	18197.00	0.00	20560.00	0.00
-------- YEAR 2026 --------								
FIXED COSTS	$000/YR	0.00	0.00	0.00	0.00	0.00	0.00	0.00
-------- YEAR 2027 --------								
-------- YEAR 2028 --------								
-------- YEAR 2029 --------								
-------- YEAR 2030 --------								
-------- YEAR 2031 --------								
-------- YEAR 2032 --------								
-------- YEAR 2033 --------								
-------- YEAR 2034 --------								
-------- YEAR 2035 --------								
-------- YEAR 2036 --------								
-------- YEAR 2037 --------								
-------- YEAR 2038 --------								
-------- YEAR 2039 --------								
-------- YEAR 2040 --------								

THERMAL UNIT		317 TNR_F_HM 3	318 TNR_F_15 3	319 PW_GP_15 5	320 RHills 1 1	364 0	500 DUMMY_OP 0	501 DUMMY_IM 0
-------- YEAR 2011 --------								
ANCILLARY REVENUE RATE	$/MWH	0.00	0.00	0.00	0.00	0.00	0.00	0.00
[redacted]	[redacted]	[redacted]	[redacted]	[redacted]	[redacted]	[redacted]	[redacted]	[redacted]
AVG HEAT RATE MAXIMUM SEASONAL P		0	0	0	0	0	0	0
AVG HEAT RATE MINIMUM SEASONAL P		0	0	0	0	0	0	0
BID PRICE AT INCREMENTAL	$/MWH	0.00	0.00	0.00	0.00	0.00	0.00	0.00
BID PRICE AT MINIMUM	$/MWH	0.00	0.00	0.00	0.00	0.00	0.00	0.00
BID PRICE CAPACITY FACTOR	%	0.00	0.00	0.00	0.00	0.00	0.00	0.00
BID PRICE COST FACTOR	%	0.00	0.00	0.00	0.00	0.00	0.00	0.00
BID PRICE INCREMENTAL SEASONAL P		0	0	0	0	0	0	0
BID PRICE MINIMUM SEASONAL POINT		0	0	0	0	0	0	0
CAPACITY REVENUE PROFILE		0	0	0	0	0	0	0
CAPACITY REVENUE RATE	$/KW	0.00	0.00	0.00	0.00	0.00	0.00	0.00
CAPACITY SEGMENT PROFILE		68	68	56	148	58	0	0
CAPITAL COSTS	$000	0.00	0.00	0.00	0.00	0.00	0.00	0.00
DERATION LIBRARY POINTER		68	68	56	135	83	0	0
DISPATCH PENALTY AT MAXIMUM		1.00	1.00	1.00	1.00	1.00	1.00	1.00
DISPATCH PENALTY AT MINIMUM		1.00	1.00	1.00	1.00	1.00	1.00	1.00
ENERGY MARGIN CAPACITY FACTOR	FRACTION	0.00	0.00	0.00	0.00	0.00	0.00	0.00
FIXED ANNUAL CAPACITY RATE	$/KW/YR	0.09	0.09	0.00	0.00	0.00	0.00	0.00
FIXED COSTS	$000/YR	23560.00	19221.00	8729.00	0.00	5814.00	0.00	0.00
FIXED SEASONAL CAPACITY RATE	$/KW/SEA	0.00	0.00	0.00	0.00	0.00	0.00	0.00
FIXED SEASONAL RATE PROFILE		0	0	0	0	0	0	0
HEAT RATE PROFILE		68	68	56	0	58	0	0
MAINTENANCE REQUIREMENT	WKS/YEAR	0.00	0.00	0.00	0.00	0.00	0.00	0.00
MAINTENANCE SEASONAL METHOD		1	1	1	1	1	1	1
MAINTENANCE SEASONAL POINTER		0	0	0	0	0	0	0
[redacted]	[redacted]	[redacted]	[redacted]	[redacted]	[redacted]	[redacted]	[redacted]	[redacted]
MATURE OUTAGE RATE SEASONAL PROF		0	0	0	0	0	0	0
MAXIMUM CAPACITY	MW	205.00	205.00	100.00	180.00	1300.00	0.00	0.00
MINIMUM CAPACITY	MW	40.00	40.00	10.00	135.00	500.00	0.00	0.00
MUST RUN INDICATOR		0	0	0	0	0	0	0
PARTIAL OUTAGE RATE	%	0.00	0.00	0.00	0.00	0.00	0.00	0.00
PARTIAL OUTAGE RATE SEASONAL PRO		0	0	0	0	0	0	0
PERCENT FIRM	%	92.92	92.92	90.47	94.71	99.35	100.00	100.00
RENEWABLE ENERGY CREDIT	RATIO	0.00	0.00	0.00	0.00	0.00	0.00	0.00
SEASONAL VARIABLE COST PROFILE		0	0	0	0	0	0	0
VARIABLE O AND M COSTS	$/MWH	3.58	3.58	3.69	4.54	0.70	0.00	0.00
-------- YEAR 2012 --------								
FIXED COSTS	$000/YR	12974.00	8635.00	6805.00	0.00	5814.00	0.00	0.00
[redacted]	[redacted]	[redacted]	[redacted]	[redacted]	[redacted]	[redacted]	[redacted]	[redacted]
PERCENT FIRM	%	92.92	92.92	92.45	94.71	99.35	100.00	100.00
VARIABLE O AND M COSTS	$/MWH	3.58	3.58	3.69	4.54	0.72	0.00	0.00
-------- YEAR 2013 --------								
FIXED COSTS	$000/YR	16269.00	9257.00	5881.00	0.00	5814.00	0.00	0.00
[redacted]	[redacted]	[redacted]	[redacted]	[redacted]	[redacted]	[redacted]	[redacted]	[redacted]
PERCENT FIRM	%	92.64	92.64	91.56	94.71	99.35	100.00	100.00
VARIABLE O AND M COSTS	$/MWH	3.58	3.58	3.69	4.54	0.79	0.00	0.00
-------- YEAR 2014 --------								
FIXED COSTS	$000/YR	13596.00	9073.00	6570.00	0.00	5814.00	0.00	0.00
[redacted]	[redacted]	[redacted]	[redacted]	[redacted]	[redacted]	[redacted]	[redacted]	[redacted]
PERCENT FIRM	%	92.50	92.50	90.47	94.71	99.35	100.00	100.00
VARIABLE O AND M COSTS	$/MWH	3.58	3.58	3.69	4.54	0.75	0.00	0.00

NOTE: DATA DISPLAYED AFTER 2011 ONLY IF VALUE CHANGED FROM PREVIOUS YEAR.

AEP EAST
GENERATION AND FUEL MODULE
INPUT SUMMARY REPORT

QUALIFIER = GAF.INPUT.THERMAL UNIT.

THERMAL UNIT		317 TNR_F_HM 3	318 TNR_F_15 3	319 PW_GP_15 5	320 RHills 1 1	364 0	500 DUMMY_OP 0	501 DUMMY_IM 0
-------- YEAR 2015 --------								
FIXED COSTS	$000/YR	20223.00	45469.00	14242.00	0.00	5814.00	0.00	0.00
[redacted]	[redacted]	[redacted]	[redacted]	[redacted]	[redacted]	[redacted]	[redacted]	[redacted]
PERCENT FIRM	%	92.43	92.43	89.74	94.71	99.35	100.00	100.00
VARIABLE O AND M COSTS	$/MWH	3.58	3.58	3.69	4.54	0.77	0.00	0.00
-------- YEAR 2016 --------								
FIXED COSTS	$000/YR	14799.00	0.00	0.00	0.00	5814.00	0.00	0.00
[redacted]	[redacted]	[redacted]	[redacted]	[redacted]	[redacted]	[redacted]	[redacted]	[redacted]
VARIABLE O AND M COSTS	$/MWH	3.58	3.58	3.69	4.54	0.78	0.00	0.00
-------- YEAR 2017 --------								
FIXED COSTS	$000/YR	15292.00	0.00	0.00	0.00	5814.00	0.00	0.00
[redacted]	[redacted]	[redacted]	[redacted]	[redacted]	[redacted]	[redacted]	[redacted]	[redacted]
VARIABLE O AND M COSTS	$/MWH	3.58	3.58	3.69	4.54	0.80	0.00	0.00
-------- YEAR 2018 --------								
FIXED COSTS	$000/YR	18259.00	0.00	0.00	0.00	5814.00	0.00	0.00
[redacted]	[redacted]	[redacted]	[redacted]	[redacted]	[redacted]	[redacted]	[redacted]	[redacted]
VARIABLE O AND M COSTS	$/MWH	3.58	3.58	3.69	4.54	0.82	0.00	0.00
-------- YEAR 2019 --------								
FIXED COSTS	$000/YR	15321.00	0.00	0.00	0.00	5814.00	0.00	0.00
VARIABLE O AND M COSTS	$/MWH	3.58	3.58	3.69	4.54	0.84	0.00	0.00
-------- YEAR 2020 --------								
FIXED COSTS	$000/YR	21021.00	0.00	0.00	0.00	5814.00	0.00	0.00
VARIABLE O AND M COSTS	$/MWH	3.58	3.58	3.69	4.54	0.86	0.00	0.00
-------- YEAR 2021 --------								
FIXED COSTS	$000/YR	8884.00	0.00	0.00	0.00	5814.00	0.00	0.00
VARIABLE O AND M COSTS	$/MWH	3.58	3.58	3.69	4.54	0.88	0.00	0.00
-------- YEAR 2022 --------								
FIXED COSTS	$000/YR	8769.00	0.00	0.00	0.00	5814.00	0.00	0.00
VARIABLE O AND M COSTS	$/MWH	3.58	3.58	3.69	4.54	0.90	0.00	0.00
-------- YEAR 2023 --------								
FIXED COSTS	$000/YR	13612.00	0.00	0.00	0.00	5814.00	0.00	0.00
VARIABLE O AND M COSTS	$/MWH	3.58	3.58	3.69	4.54	0.92	0.00	0.00
-------- YEAR 2024 --------								
FIXED COSTS	$000/YR	8989.00	0.00	0.00	0.00	5814.00	0.00	0.00
VARIABLE O AND M COSTS	$/MWH	3.58	3.58	3.69	4.54	0.94	0.00	0.00
-------- YEAR 2025 --------								
FIXED COSTS	$000/YR	20398.00	0.00	0.00	0.00	5814.00	0.00	0.00
VARIABLE O AND M COSTS	$/MWH	3.58	3.58	3.69	4.54	0.96	0.00	0.00
-------- YEAR 2026 --------								
FIXED COSTS	$000/YR	0.00	0.00	0.00	0.00	5814.00	0.00	0.00
VARIABLE O AND M COSTS	$/MWH	3.58	3.58	3.69	4.54	0.98	0.00	0.00
-------- YEAR 2027 --------								
VARIABLE O AND M COSTS	$/MWH	3.58	3.58	3.69	4.54	1.01	0.00	0.00
-------- YEAR 2028 --------								
VARIABLE O AND M COSTS	$/MWH	3.58	3.58	3.69	4.54	1.03	0.00	0.00
-------- YEAR 2029 --------								
VARIABLE O AND M COSTS	$/MWH	3.58	3.58	3.69	4.54	1.05	0.00	0.00
-------- YEAR 2030 --------								
VARIABLE O AND M COSTS	$/MWH	3.58	3.58	3.69	4.54	1.08	0.00	0.00
-------- YEAR 2031 --------								
VARIABLE O AND M COSTS	$/MWH	3.58	3.58	3.69	4.54	1.10	0.00	0.00
-------- YEAR 2032 --------								
VARIABLE O AND M COSTS	$/MWH	3.58	3.58	3.69	4.54	1.13	0.00	0.00
-------- YEAR 2033 --------								
VARIABLE O AND M COSTS	$/MWH	3.58	3.58	3.69	4.54	1.15	0.00	0.00
-------- YEAR 2034 --------								
VARIABLE O AND M COSTS	$/MWH	3.58	3.58	3.69	4.54	1.18	0.00	0.00
-------- YEAR 2035 --------								
VARIABLE O AND M COSTS	$/MWH	3.58	3.58	3.69	4.54	1.21	0.00	0.00
-------- YEAR 2036 --------								
FIXED COSTS	$000/YR	0.00	0.00	0.00	0.00	0.00	0.00	0.00
MAXIMUM CAPACITY	MW	205.00	205.00	100.00	176.00	1300.00	0.00	0.00
MINIMUM CAPACITY	MW	40.00	40.00	10.00	132.00	500.00	0.00	0.00
VARIABLE O AND M COSTS	$/MWH	3.58	3.58	3.69	4.54	1.23	0.00	0.00
-------- YEAR 2037 --------								
VARIABLE O AND M COSTS	$/MWH	3.58	3.58	3.69	4.54	1.26	0.00	0.00
-------- YEAR 2038 --------								
VARIABLE O AND M COSTS	$/MWH	3.58	3.58	3.69	4.54	1.29	0.00	0.00
-------- YEAR 2039 --------								
VARIABLE O AND M COSTS	$/MWH	3.58	3.58	3.69	4.54	1.32	0.00	0.00

-------- YEAR 2040 --------

THERMAL UNIT		502 DUMMY_AP 0	503 DUMMY_KP 0	958 CC_KPCO 958	959 RP2D_KP 959	960 RP2D_IM 960	961 CSV6_SCR 961	962 CSV5_SCR 962
-------- YEAR 2011 --------								
ANCILLARY REVENUE RATE	$/MWH	0.00	0.00	0.00	0.00	0.00	0.00	0.00
[redacted]	[redacted]	[redacted]	[redacted]	[redacted]	[redacted]	[redacted]	[redacted]	[redacted]
AVG HEAT RATE MAXIMUM SEASONAL P		0	0	0	0	0	0	0
AVG HEAT RATE MINIMUM SEASONAL P		0	0	0	0	0	0	0
BID PRICE AT INCREMENTAL	$/MWH	0.00	0.00	0.00	0.00	0.00	0.00	0.00
BID PRICE AT MINIMUM	$/MWH	0.00	0.00	0.00	0.00	0.00	0.00	0.00
BID PRICE CAPACITY FACTOR	%	0.00	0.00	0.00	0.00	0.00	0.00	0.00
BID PRICE COST FACTOR	%	0.00	0.00	0.00	0.00	0.00	0.00	0.00
BID PRICE INCREMENTAL SEASONAL P		0	0	0	0	0	0	0
BID PRICE MINIMUM SEASONAL POINT		0	0	0	0	0	0	0
CAPACITY REVENUE PROFILE		0	0	0	0	0	0	0
CAPACITY REVENUE RATE	$/KW	0.00	0.00	0.00	0.00	0.00	0.00	0.00
CAPACITY SEGMENT PROFILE		0	0	125	0	147	24	23
CAPITAL COSTS	$000	0.00	0.00	0.00	0.00	0.00	0.00	0.00
DERATION LIBRARY POINTER		0	0	121	59	59	24	23
DISPATCH PENALTY AT MAXIMUM		1.00	1.00	1.00	1.00	1.00	1.00	1.00
DISPATCH PENALTY AT MINIMUM		1.00	1.00	1.00	1.00	1.00	1.00	1.00
ENERGY MARGIN CAPACITY FACTOR	FRACTION	0.00	0.00	0.00	0.00	0.00	0.00	0.00
FIXED ANNUAL CAPACITY RATE	$/KW/YR	0.00	0.00	15.01	0.00	0.00	3.44	3.44
FIXED COSTS	$000/YR	0.00	0.00	0.00	0.00	0.00	0.00	0.00
FIXED SEASONAL CAPACITY RATE	$/KW/SEA	0.00	0.00	0.00	0.00	0.00	0.00	0.00
FIXED SEASONAL RATE PROFILE		0	0	0	0	0	0	0
HEAT RATE PROFILE		0	0	137	0	168	24	23
MAINTENANCE REQUIREMENT	WKS/YEAR	0.00	0.00	4.00	0.00	0.00	0.00	0.00
MAINTENANCE SEASONAL METHOD		1	1	1	1	1	1	1
MAINTENANCE SEASONAL POINTER		0	0	0	0	0	0	0
[redacted]	[redacted]	[redacted]	[redacted]	[redacted]	[redacted]	[redacted]	[redacted]	[redacted]
MATURE OUTAGE RATE SEASONAL PROF		0	0	0	0	0	0	0
MAXIMUM CAPACITY	MW	0.00	0.00	424.00	193.00	1090.00	391.00	391.00
MINIMUM CAPACITY	MW	0.00	0.00	212.00	193.00	359.00	130.00	130.00
MUST RUN INDICATOR		0	0	0	0	1	1	1
PARTIAL OUTAGE RATE	%	0.00	0.00	0.00	0.00	0.00	0.00	0.00
PARTIAL OUTAGE RATE SEASONAL PRO		0	0	0	0	0	0	0
PERCENT FIRM	%	100.00	100.00	96.00	93.69	93.69	92.31	95.05
RENEWABLE ENERGY CREDIT	RATIO	0.00	0.00	0.00	0.00	0.00	0.00	0.00
SEASONAL VARIABLE COST PROFILE		0	0	0	0	0	0	0
VARIABLE O AND M COSTS	$/MWH	0.00	0.00	3.64	0.69	0.69	2.24	2.24
-------- YEAR 2012 --------								
[redacted]	[redacted]	[redacted]	[redacted]	[redacted]	[redacted]	[redacted]	[redacted]	[redacted]
PERCENT FIRM	%	100.00	100.00	96.00	93.23	93.23	91.57	95.05
VARIABLE O AND M COSTS	$/MWH	0.00	0.00	3.64	0.70	0.70	2.24	2.24
-------- YEAR 2013 --------								
[redacted]	[redacted]	[redacted]	[redacted]	[redacted]	[redacted]	[redacted]	[redacted]	[redacted]
PERCENT FIRM	%	100.00	100.00	96.00	92.76	92.76	91.57	95.05
VARIABLE O AND M COSTS	$/MWH	0.00	0.00	3.64	0.72	0.72	2.24	2.24
-------- YEAR 2014 --------								
[redacted]	[redacted]	[redacted]	[redacted]	[redacted]	[redacted]	[redacted]	[redacted]	[redacted]
PERCENT FIRM	%	100.00	100.00	96.00	92.76	92.76	95.09	96.11
VARIABLE O AND M COSTS	$/MWH	0.00	0.00	3.64	0.73	0.73	2.24	2.24

NOTE: DATA DISPLAYED AFTER 2011 ONLY IF
VALUE CHANGED FROM PREVIOUS YEAR.

AEP EAST
GENERATION AND FUEL MODULE
INPUT SUMMARY REPORT

QUALIFIER = GAF.INPUT.THERMAL UNIT.

THERMAL UNIT		502 DUMMY_AP 0	503 DUMMY_KP 0	958 CC_KPCO 958	959 RP2D_KP 959	960 RP2D_IM 960	961 CSV6_SCR 961	962 CSV5_SCR 962
-------- YEAR 2015 --------								
[redacted]	[redacted]	[redacted]	[redacted]	[redacted]	[redacted]	[redacted]	[redacted]	[redacted]
PERCENT FIRM	%	100.00	100.00	96.00	92.76	92.76	94.68	95.76
VARIABLE O AND M COSTS	$/MWH	0.00	0.00	3.64	0.75	0.75	2.24	2.24
-------- YEAR 2016 --------								
[redacted]	[redacted]	[redacted]	[redacted]	[redacted]	[redacted]	[redacted]	[redacted]	[redacted]
PERCENT FIRM	%	100.00	100.00	96.00	92.76	92.76	95.50	96.11
VARIABLE O AND M COSTS	$/MWH	0.00	0.00	3.64	0.76	0.76	2.24	2.24
-------- YEAR 2017 --------								
[redacted]	[redacted]	[redacted]	[redacted]	[redacted]	[redacted]	[redacted]	[redacted]	[redacted]
PERCENT FIRM	%	100.00	100.00	96.00	92.76	92.76	95.91	95.76
VARIABLE O AND M COSTS	$/MWH	0.00	0.00	3.64	0.78	0.78	2.24	2.24
-------- YEAR 2018 --------								
VARIABLE O AND M COSTS	$/MWH	0.00	0.00	3.64	0.80	0.80	2.24	2.24
-------- YEAR 2019 --------								
[redacted]	[redacted]	[redacted]	[redacted]	[redacted]	[redacted]	[redacted]	[redacted]	[redacted]
PERCENT FIRM	%	100.00	100.00	96.00	92.76	92.76	95.50	96.11
VARIABLE O AND M COSTS	$/MWH	0.00	0.00	3.64	0.82	0.82	2.24	2.24
-------- YEAR 2020 --------								
FIXED COSTS	$000/YR	0.00	0.00	0.00	5138.00	31316.00	12385.00	11112.00
VARIABLE O AND M COSTS	$/MWH	0.00	0.00	3.64	0.84	0.84	2.24	2.24
-------- YEAR 2021 --------								
FIXED COSTS	$000/YR	0.00	0.00	0.00	5761.00	40228.00	22001.00	18177.00
VARIABLE O AND M COSTS	$/MWH	0.00	0.00	3.64	0.86	0.86	2.24	2.24
-------- YEAR 2022 --------								
FIXED COSTS	$000/YR	0.00	0.00	0.00	5996.00	42074.00	26162.00	24582.00
VARIABLE O AND M COSTS	$/MWH	0.00	0.00	3.64	0.88	0.88	2.24	2.24
-------- YEAR 2023 --------								
FIXED COSTS	$000/YR	0.00	0.00	0.00	6419.00	45183.00	34547.00	30330.00
VARIABLE O AND M COSTS	$/MWH	0.00	0.00	3.64	0.90	0.90	2.24	2.24
-------- YEAR 2024 --------								
FIXED COSTS	$000/YR	0.00	0.00	0.00	7219.00	50809.00	40838.00	34769.00
VARIABLE O AND M COSTS	$/MWH	0.00	0.00	3.64	0.92	0.92	2.24	2.24
-------- YEAR 2025 --------								
FIXED COSTS	$000/YR	0.00	0.00	0.00	7045.00	49952.00	47551.00	41866.00
VARIABLE O AND M COSTS	$/MWH	0.00	0.00	3.64	0.94	0.94	2.24	2.24
-------- YEAR 2026 --------								
FIXED COSTS	$000/YR	0.00	0.00	0.00	7839.00	54606.00	52489.00	46268.00
VARIABLE O AND M COSTS	$/MWH	0.00	0.00	3.64	0.96	0.96	2.24	2.24
-------- YEAR 2027 --------								
FIXED COSTS	$000/YR	0.00	0.00	0.00	7814.00	50654.00	59756.00	52157.00
VARIABLE O AND M COSTS	$/MWH	0.00	0.00	3.64	0.99	0.99	2.24	2.24
-------- YEAR 2028 --------								
FIXED COSTS	$000/YR	0.00	0.00	0.00	8661.00	55179.00	68602.00	59322.00
VARIABLE O AND M COSTS	$/MWH	0.00	0.00	3.64	1.01	1.01	2.24	2.24
-------- YEAR 2029 --------								
FIXED COSTS	$000/YR	0.00	0.00	0.00	8659.00	52462.00	73207.00	64141.00
VARIABLE O AND M COSTS	$/MWH	0.00	0.00	3.64	1.03	1.03	2.24	2.24
-------- YEAR 2030 --------								
FIXED COSTS	$000/YR	0.00	0.00	0.00	9188.00	55614.00	79663.00	70806.00
VARIABLE O AND M COSTS	$/MWH	0.00	0.00	3.64	1.05	1.05	2.24	2.24
-------- YEAR 2031 --------								
FIXED COSTS	$000/YR	0.00	0.00	0.00	10052.00	61335.00	87421.00	76807.00
VARIABLE O AND M COSTS	$/MWH	0.00	0.00	3.64	1.08	1.08	2.24	2.24
-------- YEAR 2032 --------								
FIXED COSTS	$000/YR	0.00	0.00	0.00	9221.00	58273.00	96051.00	84015.00
VARIABLE O AND M COSTS	$/MWH	0.00	0.00	3.64	1.10	1.10	2.24	2.24
-------- YEAR 2033 --------								
FIXED COSTS	$000/YR	0.00	0.00	0.00	9629.00	58936.00	102301.00	89978.00
VARIABLE O AND M COSTS	$/MWH	0.00	0.00	3.64	1.12	1.12	2.24	2.24
-------- YEAR 2034 --------								
FIXED COSTS	$000/YR	0.00	0.00	0.00	9529.00	58995.00	112564.00	96560.00
VARIABLE O AND M COSTS	$/MWH	0.00	0.00	3.64	1.15	1.15	2.24	2.24
-------- YEAR 2035 --------								
FIXED COSTS	$000/YR	0.00	0.00	0.00	10050.00	61127.00	118381.00	105877.00
VARIABLE O AND M COSTS	$/MWH	0.00	0.00	3.64	1.17	1.17	2.24	2.24
-------- YEAR 2036 --------								
FIXED COSTS	$000/YR	0.00	0.00	0.00	10918.00	65968.00	126396.00	110462.00
VARIABLE O AND M COSTS	$/MWH	0.00	0.00	3.64	1.20	1.20	2.24	2.24
-------- YEAR 2037 --------								
FIXED COSTS	$000/YR	0.00	0.00	0.00	10512.00	62501.00	133475.00	117439.00
VARIABLE O AND M COSTS	$/MWH	0.00	0.00	3.64	1.22	1.22	2.24	2.24

-------- YEAR 2038 --------								
FIXED COSTS	$000/YR	0.00	0.00	0.00	10992.00	66847.00	143842.00	126202.00
VARIABLE O AND M COSTS	$/MWH	0.00	0.00	3.64	1.25	1.25	2.24	2.24
-------- YEAR 2039 --------								
FIXED COSTS	$000/YR	0.00	0.00	0.00	10663.00	64536.00	150119.00	132072.00
VARIABLE O AND M COSTS	$/MWH	0.00	0.00	3.64	1.28	1.28	2.24	2.24
-------- YEAR 2040 --------								
FIXED COSTS	$000/YR	0.00	0.00	0.00	57885.00	301772.00	988756.00	871608.00
VARIABLE O AND M COSTS	$/MWH	0.00	0.00	3.64	1.30	1.30	2.24	2.24
THERMAL UNIT		963	964	965	966	967	968	969
		DUMMY_OP	DUMMY_OP	RP1D_03	RP1D_KP	BS2 FGD	CR2_NGCC	CR1_NGCC
		963	964	965	966	967	968	969
-------- YEAR 2011 --------								
ANCILLARY REVENUE RATE	$/MWH	0.00	0.00	0.00	0.00	0.00	0.00	0.00
[redacted]	[redacted]	[redacted]	[redacted]	[redacted]	[redacted]	[redacted]	[redacted]	[redacted]
AVG HEAT RATE MAXIMUM SEASONAL P		0	0	0	0	0	0	0
AVG HEAT RATE MINIMUM SEASONAL P		0	0	0	0	0	0	0
BID PRICE AT INCREMENTAL	$/MWH	0.00	0.00	0.00	0.00	0.00	0.00	0.00
BID PRICE AT MINIMUM	$/MWH	0.00	0.00	0.00	0.00	0.00	0.00	0.00
BID PRICE CAPACITY FACTOR	%	0.00	0.00	0.00	0.00	0.00	0.00	0.00
BID PRICE COST FACTOR	%	0.00	0.00	0.00	0.00	0.00	0.00	0.00
BID PRICE INCREMENTAL SEASONAL P		0	0	0	0	0	0	0
BID PRICE MINIMUM SEASONAL POINT		0	0	0	0	0	0	0
CAPACITY REVENUE PROFILE		0	0	0	0	0	0	0
CAPACITY REVENUE RATE	$/KW	0.00	0.00	0.00	0.00	0.00	0.00	0.00
CAPACITY SEGMENT PROFILE		0	0	180	0	179	185	185
CAPITAL COSTS	$000	0.00	0.00	0.00	0.00	0.00	0.00	0.00
DERATION LIBRARY POINTER		0	0	58	58	6	121	121
DISPATCH PENALTY AT MAXIMUM		1.00	1.00	1.00	1.00	1.00	1.00	1.00
DISPATCH PENALTY AT MINIMUM		1.00	1.00	1.00	1.00	1.00	1.00	1.00
ENERGY MARGIN CAPACITY FACTOR	FRACTION	0.00	0.00	0.00	0.00	0.00	0.00	0.00
FIXED ANNUAL CAPACITY RATE	$/KW/YR	0.00	0.00	0.00	0.00	0.00	0.00	0.00
FIXED COSTS	$000/YR	0.00	0.00	0.00	0.00	0.00	0.00	0.00
FIXED SEASONAL CAPACITY RATE	$/KW/SEA	0.00	0.00	0.00	0.00	0.00	9.51	9.51
FIXED SEASONAL RATE PROFILE		0	0	0	0	0	0	0
HEAT RATE PROFILE		0	0	167	0	6	185	184
MAINTENANCE REQUIREMENT	WKS/YEAR	0.00	0.00	0.00	0.00	0.00	4.00	4.00
MAINTENANCE SEASONAL METHOD		1	1	1	1	1	1	1
MAINTENANCE SEASONAL POINTER		0	0	0	0	0	0	0
[redacted]	[redacted]	[redacted]	[redacted]	[redacted]	[redacted]	[redacted]	[redacted]	[redacted]
MATURE OUTAGE RATE SEASONAL PROF		0	0	0	0	0	0	0
MAXIMUM CAPACITY	MW	0.00	0.00	1090.00	193.00	788.00	212.00	212.00
MINIMUM CAPACITY	MW	0.00	0.00	359.00	193.00	500.00	60.00	60.00
MUST RUN INDICATOR		0	0	1	0	0	0	0
PARTIAL OUTAGE RATE	%	0.00	0.00	0.00	0.00	0.00	0.00	0.00
PARTIAL OUTAGE RATE SEASONAL PRO		0	0	0	0	0	0	0
PERCENT FIRM	%	100.00	100.00	93.26	93.26	92.50	96.00	96.00
RENEWABLE ENERGY CREDIT	RATIO	0.00	0.00	0.00	0.00	0.00	0.00	0.00
SEASONAL VARIABLE COST PROFILE		0	0	0	0	0	0	0
VARIABLE O AND M COSTS	$/MWH	0.00	0.00	7.76	7.76	7.94	3.49	3.49
-------- YEAR 2012 --------								
[redacted]	[redacted]	[redacted]	[redacted]	[redacted]	[redacted]	[redacted]	[redacted]	[redacted]
PERCENT FIRM	%	100.00	100.00	93.08	93.08	94.00	96.00	96.00
VARIABLE O AND M COSTS	$/MWH	0.00	0.00	7.88	7.88	8.10	3.49	3.49

NOTE: DATA DISPLAYED AFTER 2011 ONLY IF
VALUE CHANGED FROM PREVIOUS YEAR.

AEP EAST
GENERATION AND FUEL MODULE
INPUT SUMMARY REPORT

QUALIFIER = GAF.INPUT.THERMAL UNIT.

THERMAL UNIT		963 DUMMY_OP 963	964 DUMMY_OP 964	965 RP1D_03 965	966 RP1D_KP 966	967 BS2 FGD 967	968 CR2_NGCC 968	969 CR1_NGCC 969
-------- YEAR 2013 --------								
[redacted]	[redacted]	[redacted]	[redacted]	[redacted]	[redacted]	[redacted]	[redacted]	[redacted]
PERCENT FIRM	%	100.00	100.00	93.23	93.23	93.00	96.00	96.00
VARIABLE O AND M COSTS	$/MWH	0.00	0.00	8.09	8.09	8.30	3.49	3.49
-------- YEAR 2014 --------								
[redacted]	[redacted]	[redacted]	[redacted]	[redacted]	[redacted]	[redacted]	[redacted]	[redacted]
PERCENT FIRM	%	100.00	100.00	93.23	93.23	94.50	96.00	96.00
VARIABLE O AND M COSTS	$/MWH	0.00	0.00	8.22	8.22	8.43	3.49	3.49
-------- YEAR 2015 --------								
[redacted]	[redacted]	[redacted]	[redacted]	[redacted]	[redacted]	[redacted]	[redacted]	[redacted]
PERCENT FIRM	%	100.00	100.00	93.23	93.23	94.00	96.00	96.00
VARIABLE O AND M COSTS	$/MWH	0.00	0.00	8.39	8.39	8.77	3.49	3.49
-------- YEAR 2016 --------								
FIXED COSTS	$000/YR	0.00	0.00	51019.00	8350.00	83680.00	0.00	0.00
[redacted]	[redacted]	[redacted]	[redacted]	[redacted]	[redacted]	[redacted]	[redacted]	[redacted]
PERCENT FIRM	%	100.00	100.00	93.23	93.23	93.50	96.00	96.00
VARIABLE O AND M COSTS	$/MWH	0.00	0.00	8.48	8.48	9.02	3.49	3.49
-------- YEAR 2017 --------								
DERATION LIBRARY POINTER		0	0	59	59	6	121	121
FIXED COSTS	$000/YR	0.00	0.00	68050.00	11203.00	87349.00	0.00	0.00
[redacted]	[redacted]	[redacted]	[redacted]	[redacted]	[redacted]	[redacted]	[redacted]	[redacted]
PERCENT FIRM	%	100.00	100.00	93.23	93.23	94.50	96.00	96.00
VARIABLE O AND M COSTS	$/MWH	0.00	0.00	8.65	8.65	9.20	3.49	3.49
-------- YEAR 2018 --------								
FIXED COSTS	$000/YR	0.00	0.00	68104.00	11186.00	95837.00	0.00	0.00
[redacted]	[redacted]	[redacted]	[redacted]	[redacted]	[redacted]	[redacted]	[redacted]	[redacted]
PERCENT FIRM	%	100.00	100.00	93.23	93.23	94.00	96.00	96.00
VARIABLE O AND M COSTS	$/MWH	0.00	0.00	8.80	8.80	9.36	3.49	3.49
-------- YEAR 2019 --------								
FIXED COSTS	$000/YR	0.00	0.00	65087.00	10630.00	88356.00	0.00	0.00
[redacted]	[redacted]	[redacted]	[redacted]	[redacted]	[redacted]	[redacted]	[redacted]	[redacted]
PERCENT FIRM	%	100.00	100.00	93.23	93.23	93.50	96.00	96.00
VARIABLE O AND M COSTS	$/MWH	0.00	0.00	8.96	8.96	9.52	3.49	3.49
-------- YEAR 2020 --------								
FIXED COSTS	$000/YR	0.00	0.00	68290.00	11145.00	85769.00	0.00	0.00
[redacted]	[redacted]	[redacted]	[redacted]	[redacted]	[redacted]	[redacted]	[redacted]	[redacted]
PERCENT FIRM	%	100.00	100.00	93.23	93.23	93.00	96.00	96.00
VARIABLE O AND M COSTS	$/MWH	0.00	0.00	9.12	9.12	9.68	3.49	3.49
-------- YEAR 2021 --------								
FIXED COSTS	$000/YR	0.00	0.00	68117.00	11095.00	88298.00	0.00	0.00
VARIABLE O AND M COSTS	$/MWH	0.00	0.00	9.30	9.30	9.86	3.49	3.49
-------- YEAR 2022 --------								
FIXED COSTS	$000/YR	0.00	0.00	74913.00	12231.00	90547.00	0.00	0.00
VARIABLE O AND M COSTS	$/MWH	0.00	0.00	9.47	9.47	10.05	3.49	3.49
-------- YEAR 2023 --------								
FIXED COSTS	$000/YR	0.00	0.00	88293.00	14443.00	92902.00	0.00	0.00
VARIABLE O AND M COSTS	$/MWH	0.00	0.00	9.65	9.65	10.25	3.49	3.49
-------- YEAR 2024 --------								
FIXED COSTS	$000/YR	0.00	0.00	85988.00	13953.00	94968.00	0.00	0.00
VARIABLE O AND M COSTS	$/MWH	0.00	0.00	9.83	9.83	10.44	3.49	3.49
-------- YEAR 2025 --------								
FIXED COSTS	$000/YR	0.00	0.00	89696.00	14525.00	97121.00	0.00	0.00
VARIABLE O AND M COSTS	$/MWH	0.00	0.00	10.02	10.02	10.64	3.49	3.49
-------- YEAR 2026 --------								
FIXED COSTS	$000/YR	0.00	0.00	83347.00	13686.00	99394.00	0.00	0.00
VARIABLE O AND M COSTS	$/MWH	0.00	0.00	10.21	10.21	10.84	3.49	3.49
-------- YEAR 2027 --------								
FIXED COSTS	$000/YR	0.00	0.00	89477.00	14768.00	101905.00	0.00	0.00
VARIABLE O AND M COSTS	$/MWH	0.00	0.00	10.40	10.40	11.05	3.49	3.49
-------- YEAR 2028 --------								
FIXED COSTS	$000/YR	0.00	0.00	86148.00	14275.00	104269.00	0.00	0.00
VARIABLE O AND M COSTS	$/MWH	0.00	0.00	10.59	10.59	11.26	3.49	3.49
-------- YEAR 2029 --------								
FIXED COSTS	$000/YR	0.00	0.00	95793.00	16129.00	106543.00	0.00	0.00
VARIABLE O AND M COSTS	$/MWH	0.00	0.00	10.79	10.79	11.47	3.49	3.49
-------- YEAR 2030 --------								
FIXED COSTS	$000/YR	0.00	0.00	87566.00	15979.00	109158.00	0.00	0.00
VARIABLE O AND M COSTS	$/MWH	0.00	0.00	10.99	10.99	11.68	3.49	3.49
-------- YEAR 2031 --------								
FIXED COSTS	$000/YR	0.00	0.00	70757.00	15230.00	63453.00	0.00	0.00
VARIABLE O AND M COSTS	$/MWH	0.00	0.00	11.19	11.19	11.90	3.49	3.49
-------- YEAR 2032 --------								
FIXED COSTS	$000/YR	0.00	0.00	63106.00	14904.00	62774.00	0.00	0.00
VARIABLE O AND M COSTS	$/MWH	0.00	0.00	11.40	11.40	12.12	3.49	3.49

-------- YEAR 2033 --------								
FIXED COSTS	$000/YR	0.00	0.00	67693.00	15796.00	60763.00	0.00	0.00
VARIABLE O AND M COSTS	$/MWH	0.00	0.00	11.61	11.61	12.35	3.49	3.49
-------- YEAR 2034 --------								
FIXED COSTS	$000/YR	0.00	0.00	62989.00	14917.00	62828.00	0.00	0.00
VARIABLE O AND M COSTS	$/MWH	0.00	0.00	11.83	11.83	12.58	3.49	3.49
-------- YEAR 2035 --------								
FIXED COSTS	$000/YR	0.00	0.00	68040.00	14995.00	64361.00	0.00	0.00
VARIABLE O AND M COSTS	$/MWH	0.00	0.00	12.05	12.05	12.82	3.49	3.49
-------- YEAR 2036 --------								
FIXED COSTS	$000/YR	0.00	0.00	64257.00	12322.00	65064.00	0.00	0.00
VARIABLE O AND M COSTS	$/MWH	0.00	0.00	12.27	12.27	13.06	3.49	3.49
-------- YEAR 2037 --------								
FIXED COSTS	$000/YR	0.00	0.00	57962.00	10734.00	65762.00	0.00	0.00
VARIABLE O AND M COSTS	$/MWH	0.00	0.00	12.50	12.50	13.31	3.49	3.49
-------- YEAR 2038 --------								
FIXED COSTS	$000/YR	0.00	0.00	55995.00	11279.00	66253.00	0.00	0.00
VARIABLE O AND M COSTS	$/MWH	0.00	0.00	12.74	12.74	13.56	3.49	3.49
-------- YEAR 2039 --------								
FIXED COSTS	$000/YR	0.00	0.00	48940.00	10474.00	67585.00	0.00	0.00
VARIABLE O AND M COSTS	$/MWH	0.00	0.00	12.97	12.97	13.81	3.49	3.49
-------- YEAR 2040 --------								
FIXED COSTS	$000/YR	0.00	0.00	77846.00	25523.00	245488.00	0.00	0.00
VARIABLE O AND M COSTS	$/MWH	0.00	0.00	13.21	13.21	14.07	3.49	3.49
THERMAL UNIT		970	971	972	973	974	975	976
		MR5_NGCC	DUMMY_OP	DUMMY_OP	DUMMY_OP	DUMMY_OP	DUMMY_OP	DUMMY_OP
		970	971	972	973	974	975	976
-------- YEAR 2011 --------								
ANCILLARY REVENUE RATE	$/MWH	0.00	0.00	0.00	0.00	0.00	0.00	0.00
AVERAGE HEAT RATE AT MAXIMUM	MBTU/MWH	0.00	0.00	0.00	0.00	0.00	0.00	0.00
AVERAGE HEAT RATE AT MINIMUM	MBTU/MWH	0.00	0.00	0.00	0.00	0.00	0.00	0.00
AVG HEAT RATE MAXIMUM SEASONAL P		0	0	0	0	0	0	0
AVG HEAT RATE MINIMUM SEASONAL P		0	0	0	0	0	0	0
BID PRICE AT INCREMENTAL	$/MWH	0.00	0.00	0.00	0.00	0.00	0.00	0.00
BID PRICE AT MINIMUM	$/MWH	0.00	0.00	0.00	0.00	0.00	0.00	0.00
BID PRICE CAPACITY FACTOR	%	0.00	0.00	0.00	0.00	0.00	0.00	0.00
BID PRICE COST FACTOR	%	0.00	0.00	0.00	0.00	0.00	0.00	0.00
BID PRICE INCREMENTAL SEASONAL P		0	0	0	0	0	0	0
BID PRICE MINIMUM SEASONAL POINT		0	0	0	0	0	0	0
CAPACITY REVENUE PROFILE		0	0	0	0	0	0	0
CAPACITY REVENUE RATE	$/KW	0.00	0.00	0.00	0.00	0.00	0.00	0.00
CAPACITY SEGMENT PROFILE		186	0	0	0	0	0	0
CAPITAL COSTS	$000	0.00	0.00	0.00	0.00	0.00	0.00	0.00
DERATION LIBRARY POINTER		121	0	0	0	0	0	0
DISPATCH PENALTY AT MAXIMUM		1.00	1.00	1.00	1.00	1.00	1.00	1.00
DISPATCH PENALTY AT MINIMUM		1.00	1.00	1.00	1.00	1.00	1.00	1.00
ENERGY MARGIN CAPACITY FACTOR	FRACTION	0.00	0.00	0.00	0.00	0.00	0.00	0.00
FIXED ANNUAL CAPACITY RATE	$/KW/YR	0.00	0.00	0.00	0.00	0.00	0.00	0.00
FIXED COSTS	$000/YR	0.00	0.00	0.00	0.00	0.00	0.00	0.00
FIXED SEASONAL CAPACITY RATE	$/KW/SEA	9.51	0.00	0.00	0.00	0.00	0.00	0.00
FIXED SEASONAL RATE PROFILE		0	0	0	0	0	0	0
HEAT RATE PROFILE		186	0	0	0	0	0	0
MAINTENANCE REQUIREMENT	WKS/YEAR	4.00	0.00	0.00	0.00	0.00	0.00	0.00

NOTE: DATA DISPLAYED AFTER 2011 ONLY IF
VALUE CHANGED FROM PREVIOUS YEAR.

AEP EAST
GENERATION AND FUEL MODULE
INPUT SUMMARY REPORT

QUALIFIER = GAF.INPUT.THERMAL UNIT.

THERMAL UNIT		970 MR5_NGCC 970	971 DUMMY_OP 971	972 DUMMY_OP 972	973 DUMMY_OP 973	974 DUMMY_OP 974	975 DUMMY_OP 975	976 DUMMY_OP 976
-------- YEAR 2011 --------								
MAINTENANCE SEASONAL METHOD		1	1	1	1	1	1	1
MAINTENANCE SEASONAL POINTER		0	0	0	0	0	0	0
[redacted]	[redacted]	[redacted]	[redacted]	[redacted]	[redacted]	[redacted]	[redacted]	[redacted]
MATURE OUTAGE RATE SEASONAL PROF		0	0	0	0	0	0	0
MAXIMUM CAPACITY	MW	510.00	0.00	0.00	0.00	0.00	0.00	0.00
MINIMUM CAPACITY	MW	255.00	0.00	0.00	0.00	0.00	0.00	0.00
MUST RUN INDICATOR		1	0	0	0	0	0	0
PARTIAL OUTAGE RATE	%	0.00	0.00	0.00	0.00	0.00	0.00	0.00
PARTIAL OUTAGE RATE SEASONAL PRO		0	0	0	0	0	0	0
PERCENT FIRM	%	96.00	100.00	100.00	100.00	100.00	100.00	100.00
RENEWABLE ENERGY CREDIT	RATIO	0.00	0.00	0.00	0.00	0.00	0.00	0.00
SEASONAL VARIABLE COST PROFILE		0	0	0	0	0	0	0
VARIABLE O AND M COSTS	$/MWH	3.49	0.00	0.00	0.00	0.00	0.00	0.00
-------- YEAR 2012 --------								
-------- YEAR 2013 --------								
-------- YEAR 2014 --------								
-------- YEAR 2015 --------								
-------- YEAR 2016 --------								
-------- YEAR 2017 --------								
-------- YEAR 2018 --------								
-------- YEAR 2019 --------								
-------- YEAR 2020 --------								
-------- YEAR 2021 --------								
-------- YEAR 2022 --------								
-------- YEAR 2023 --------								
-------- YEAR 2024 --------								
-------- YEAR 2025 --------								
-------- YEAR 2026 --------								
-------- YEAR 2027 --------								
-------- YEAR 2028 --------								
-------- YEAR 2029 --------								
-------- YEAR 2030 --------								
-------- YEAR 2031 --------								
-------- YEAR 2032 --------								
-------- YEAR 2033 --------								
-------- YEAR 2034 --------								
-------- YEAR 2035 --------								
-------- YEAR 2036 --------								
-------- YEAR 2037 --------								
-------- YEAR 2038 --------								
-------- YEAR 2039 --------								
-------- YEAR 2040 --------								

THERMAL UNIT		977 DUMMY_OP 977	978 DUMMY_OP 978	979 DUMMY_OP 979	980 DUMMY_OP 980	981 DUMMY_OP 981	982 DUMMY_OP 982	983 DUMMY_OP 983
-------- YEAR 2011 --------								
ANCILLARY REVENUE RATE	$/MWH	0.00	0.00	0.00	0.00	0.00	0.00	0.00
AVERAGE HEAT RATE AT MAXIMUM	MBTU/MWH	0.00	0.00	0.00	0.00	0.00	0.00	0.00
AVERAGE HEAT RATE AT MINIMUM	MBTU/MWH	0.00	0.00	0.00	0.00	0.00	0.00	0.00
AVG HEAT RATE MAXIMUM SEASONAL P		0	0	0	0	0	0	0
AVG HEAT RATE MINIMUM SEASONAL P		0	0	0	0	0	0	0
BID PRICE AT INCREMENTAL	$/MWH	0.00	0.00	0.00	0.00	0.00	0.00	0.00
BID PRICE AT MINIMUM	$/MWH	0.00	0.00	0.00	0.00	0.00	0.00	0.00
BID PRICE CAPACITY FACTOR	%	0.00	0.00	0.00	0.00	0.00	0.00	0.00
BID PRICE COST FACTOR	%	0.00	0.00	0.00	0.00	0.00	0.00	0.00
BID PRICE INCREMENTAL SEASONAL P		0	0	0	0	0	0	0
BID PRICE MINIMUM SEASONAL POINT		0	0	0	0	0	0	0
CAPACITY REVENUE PROFILE		0	0	0	0	0	0	0
CAPACITY REVENUE RATE	$/KW	0.00	0.00	0.00	0.00	0.00	0.00	0.00
CAPACITY SEGMENT PROFILE		0	0	0	0	0	0	0
CAPITAL COSTS	$000	0.00	0.00	0.00	0.00	0.00	0.00	0.00
DERATION LIBRARY POINTER		0	0	0	0	0	0	0

DISPATCH PENALTY AT MAXIMUM		1.00	1.00	1.00	1.00	1.00	1.00	1.00
DISPATCH PENALTY AT MINIMUM		1.00	1.00	1.00	1.00	1.00	1.00	1.00
ENERGY MARGIN CAPACITY FACTOR	FRACTION	0.00	0.00	0.00	0.00	0.00	0.00	0.00
FIXED ANNUAL CAPACITY RATE	$/KW/YR	0.00	0.00	0.00	0.00	0.00	0.00	0.00
FIXED COSTS	$000/YR	0.00	0.00	0.00	0.00	0.00	0.00	0.00
FIXED SEASONAL CAPACITY RATE	$/KW/SEA	0.00	0.00	0.00	0.00	0.00	0.00	0.00
FIXED SEASONAL RATE PROFILE		0	0	0	0	0	0	0
HEAT RATE PROFILE		0	0	0	0	0	0	0
MAINTENANCE REQUIREMENT	WKS/YEAR	0.00	0.00	0.00	0.00	0.00	0.00	0.00
MAINTENANCE SEASONAL METHOD		1	1	1	1	1	1	1
MAINTENANCE SEASONAL POINTER		0	0	0	0	0	0	0
[redacted]	[redacted]	[redacted]	[redacted]	[redacted]	[redacted]	[redacted]	[redacted]	[redacted]
MATURE OUTAGE RATE SEASONAL PROF		0	0	0	0	0	0	0
MAXIMUM CAPACITY	MW	0.00	0.00	0.00	0.00	0.00	0.00	0.00
MINIMUM CAPACITY	MW	0.00	0.00	0.00	0.00	0.00	0.00	0.00
MUST RUN INDICATOR		0	0	0	0	0	0	0
PARTIAL OUTAGE RATE	%	0.00	0.00	0.00	0.00	0.00	0.00	0.00
PARTIAL OUTAGE RATE SEASONAL PRO		0	0	0	0	0	0	0
PERCENT FIRM	%	100.00	100.00	100.00	100.00	100.00	100.00	100.00
RENEWABLE ENERGY CREDIT	RATIO	0.00	0.00	0.00	0.00	0.00	0.00	0.00
SEASONAL VARIABLE COST PROFILE		0	0	0	0	0	0	0
VARIABLE O AND M COSTS	$/MWH	0.00	0.00	0.00	0.00	0.00	0.00	0.00

-------- YEAR 2012 --------

-------- YEAR 2013 --------

-------- YEAR 2014 --------

-------- YEAR 2015 --------

-------- YEAR 2016 --------

-------- YEAR 2017 --------

-------- YEAR 2018 --------

-------- YEAR 2019 --------

-------- YEAR 2020 --------

-------- YEAR 2021 --------

-------- YEAR 2022 --------

-------- YEAR 2023 --------

-------- YEAR 2024 --------

-------- YEAR 2025 --------

-------- YEAR 2026 --------

-------- YEAR 2027 --------

-------- YEAR 2028 --------

-------- YEAR 2029 --------

-------- YEAR 2030 --------

-------- YEAR 2031 --------

NOTE: DATA DISPLAYED AFTER 2011 ONLY IF
VALUE CHANGED FROM PREVIOUS YEAR.

AEP EAST
GENERATION AND FUEL MODULE
INPUT SUMMARY REPORT

QUALIFIER = GAF.INPUT.THERMAL UNIT.

THERMAL UNIT		977 DUMMY_OP 977	978 DUMMY_OP 978	979 DUMMY_OP 979	980 DUMMY_OP 980	981 DUMMY_OP 981	982 DUMMY_OP 982	983 DUMMY_OP 983
-------- YEAR 2032 --------								
-------- YEAR 2033 --------								
-------- YEAR 2034 --------								
-------- YEAR 2035 --------								
-------- YEAR 2036 --------								
-------- YEAR 2037 --------								
-------- YEAR 2038 --------								
-------- YEAR 2039 --------								
-------- YEAR 2040 --------								

THERMAL UNIT		984 DUMMY_OP 984	985 DUMMY_OP 985	986 DUMMY_OP 986	987 DUMMY_OP 987	988 DUMMY_OP 988	989 DUMMY_OP 989	990 DUMMY_OP 990
-------- YEAR 2011 --------								
ANCILLARY REVENUE RATE	$/MWH	0.00	0.00	0.00	0.00	0.00	0.00	0.00
AVERAGE HEAT RATE AT MAXIMUM	MBTU/MWH	0.00	0.00	0.00	0.00	0.00	0.00	0.00
AVERAGE HEAT RATE AT MINIMUM	MBTU/MWH	0.00	0.00	0.00	0.00	0.00	0.00	0.00
AVG HEAT RATE MAXIMUM SEASONAL P		0	0	0	0	0	0	0
AVG HEAT RATE MINIMUM SEASONAL P		0	0	0	0	0	0	0
BID PRICE AT INCREMENTAL	$/MWH	0.00	0.00	0.00	0.00	0.00	0.00	0.00
BID PRICE AT MINIMUM	$/MWH	0.00	0.00	0.00	0.00	0.00	0.00	0.00
BID PRICE CAPACITY FACTOR	%	0.00	0.00	0.00	0.00	0.00	0.00	0.00
BID PRICE COST FACTOR	%	0.00	0.00	0.00	0.00	0.00	0.00	0.00
BID PRICE INCREMENTAL SEASONAL P		0	0	0	0	0	0	0
BID PRICE MINIMUM SEASONAL POINT		0	0	0	0	0	0	0
CAPACITY REVENUE PROFILE		0	0	0	0	0	0	0
CAPACITY REVENUE RATE	$/KW	0.00	0.00	0.00	0.00	0.00	0.00	0.00
CAPACITY SEGMENT PROFILE		0	0	0	0	0	0	0
CAPITAL COSTS	$000	0.00	0.00	0.00	0.00	0.00	0.00	0.00
DERATION LIBRARY POINTER		0	0	0	0	0	0	0
DISPATCH PENALTY AT MAXIMUM		1.00	1.00	1.00	1.00	1.00	1.00	1.00
DISPATCH PENALTY AT MINIMUM		1.00	1.00	1.00	1.00	1.00	1.00	1.00
ENERGY MARGIN CAPACITY FACTOR	FRACTION	0.00	0.00	0.00	0.00	0.00	0.00	0.00
FIXED ANNUAL CAPACITY RATE	$/KW/YR	0.00	0.00	0.00	0.00	0.00	0.00	0.00
FIXED COSTS	$000/YR	0.00	0.00	0.00	0.00	0.00	0.00	0.00
FIXED SEASONAL CAPACITY RATE	$/KW/SEA	0.00	0.00	0.00	0.00	0.00	0.00	0.00
FIXED SEASONAL RATE PROFILE		0	0	0	0	0	0	0
HEAT RATE PROFILE		0	0	0	0	0	0	0
MAINTENANCE REQUIREMENT	WKS/YEAR	0.00	0.00	0.00	0.00	0.00	0.00	0.00
MAINTENANCE SEASONAL METHOD		1	1	1	1	1	1	1
MAINTENANCE SEASONAL POINTER		0	0	0	0	0	0	0
MATURE FORCED OUTAGE RATE	%	0.00	0.00	0.00	0.00	0.00	0.00	0.00
MATURE OUTAGE RATE SEASONAL PROF		0	0	0	0	0	0	0
MAXIMUM CAPACITY	MW	0.00	0.00	0.00	0.00	0.00	0.00	0.00
MINIMUM CAPACITY	MW	0.00	0.00	0.00	0.00	0.00	0.00	0.00
MUST RUN INDICATOR		0	0	0	0	0	0	0
PARTIAL OUTAGE RATE	%	0.00	0.00	0.00	0.00	0.00	0.00	0.00
PARTIAL OUTAGE RATE SEASONAL PRO		0	0	0	0	0	0	0
PERCENT FIRM	%	100.00	100.00	100.00	100.00	100.00	100.00	100.00
RENEWABLE ENERGY CREDIT	RATIO	0.00	0.00	0.00	0.00	0.00	0.00	0.00
SEASONAL VARIABLE COST PROFILE		0	0	0	0	0	0	0
VARIABLE O AND M COSTS	$/MWH	0.00	0.00	0.00	0.00	0.00	0.00	0.00
-------- YEAR 2012 --------								
-------- YEAR 2013 --------								
-------- YEAR 2014 --------								
-------- YEAR 2015 --------								
-------- YEAR 2016 --------								
-------- YEAR 2017 --------								
-------- YEAR 2018 --------								
-------- YEAR 2019 --------								
-------- YEAR 2020 --------								
-------- YEAR 2021 --------								
-------- YEAR 2022 --------								
-------- YEAR 2023 --------								
-------- YEAR 2024 --------								
-------- YEAR 2025 --------								
-------- YEAR 2026 --------								
-------- YEAR 2027 --------								

-------- YEAR 2028 --------

-------- YEAR 2029 --------

-------- YEAR 2030 --------

-------- YEAR 2031 --------

-------- YEAR 2032 --------

-------- YEAR 2033 --------

-------- YEAR 2034 --------

-------- YEAR 2035 --------

-------- YEAR 2036 --------

-------- YEAR 2037 --------

-------- YEAR 2038 --------

-------- YEAR 2039 --------

-------- YEAR 2040 --------

THERMAL UNIT		991 DUMMY_OP 991	992 DUMMY_OP 992	993 DUMMY_OP 993	994 DUMMY_OP 994	995 DUMMY_OP 995	996 T4_TRONA 996	997 RP2TR_KP 997
-------- YEAR 2011 --------								
ANCILLARY REVENUE RATE	$/MWH	0.00	0.00	0.00	0.00	0.00	0.00	0.00
[redacted]	[redacted]	[redacted]	[redacted]	[redacted]	[redacted]	[redacted]	[redacted]	[redacted]
AVG HEAT RATE MAXIMUM SEASONAL P		0	0	0	0	0	0	0
AVG HEAT RATE MINIMUM SEASONAL P		0	0	0	0	0	0	0
BID PRICE AT INCREMENTAL	$/MWH	0.00	0.00	0.00	0.00	0.00	0.00	0.00
BID PRICE AT MINIMUM	$/MWH	0.00	0.00	0.00	0.00	0.00	0.00	0.00
BID PRICE CAPACITY FACTOR	%	0.00	0.00	0.00	0.00	0.00	0.00	0.00
BID PRICE COST FACTOR	%	0.00	0.00	0.00	0.00	0.00	0.00	0.00
BID PRICE INCREMENTAL SEASONAL P		0	0	0	0	0	0	0
BID PRICE MINIMUM SEASONAL POINT		0	0	0	0	0	0	0
CAPACITY REVENUE PROFILE		0	0	0	0	0	0	0
CAPACITY REVENUE RATE	$/KW	0.00	0.00	0.00	0.00	0.00	0.00	0.00
CAPACITY SEGMENT PROFILE		0	0	0	0	0	69	0
CAPITAL COSTS	$000	0.00	0.00	0.00	0.00	0.00	0.00	0.00
DERATION LIBRARY POINTER		0	0	0	0	0	69	59
DISPATCH PENALTY AT MAXIMUM		1.00	1.00	1.00	1.00	1.00	1.00	1.00
DISPATCH PENALTY AT MINIMUM		1.00	1.00	1.00	1.00	1.00	1.00	1.00
ENERGY MARGIN CAPACITY FACTOR	FRACTION	0.00	0.00	0.00	0.00	0.00	0.00	0.00
FIXED ANNUAL CAPACITY RATE	$/KW/YR	0.00	0.00	0.00	0.00	0.00	0.00	0.00
FIXED COSTS	$000/YR	0.00	0.00	0.00	0.00	0.00	0.00	0.00
FIXED SEASONAL CAPACITY RATE	$/KW/SEA	0.00	0.00	0.00	0.00	0.00	0.00	0.00
FIXED SEASONAL RATE PROFILE		0	0	0	0	0	0	0
HEAT RATE PROFILE		0	0	0	0	0	69	0
MAINTENANCE REQUIREMENT	WKS/YEAR	0.00	0.00	0.00	0.00	0.00	0.00	0.00
MAINTENANCE SEASONAL METHOD		1	1	1	1	1	1	1
MAINTENANCE SEASONAL POINTER		0	0	0	0	0	0	0
[redacted]	[redacted]	[redacted]	[redacted]	[redacted]	[redacted]	[redacted]	[redacted]	[redacted]
MATURE OUTAGE RATE SEASONAL PROF		0	0	0	0	0	0	0
MAXIMUM CAPACITY	MW	0.00	0.00	0.00	0.00	0.00	500.00	195.00
MINIMUM CAPACITY	MW	0.00	0.00	0.00	0.00	0.00	200.00	195.00

NOTE: DATA DISPLAYED AFTER 2011 ONLY IF
VALUE CHANGED FROM PREVIOUS YEAR.

AEP EAST
GENERATION AND FUEL MODULE
INPUT SUMMARY REPORT

QUALIFIER = GAF.INPUT.THERMAL UNIT.

THERMAL UNIT		991 DUMMY_OP 991	992 DUMMY_OP 992	993 DUMMY_OP 993	994 DUMMY_OP 994	995 DUMMY_OP 995	996 T4_TRONA 996	997 RP2TR_KP 997
-------- YEAR 2011 --------								
MUST RUN INDICATOR		0	0	0	0	0	0	0
PARTIAL OUTAGE RATE	%	0.00	0.00	0.00	0.00	0.00	0.00	0.00
PARTIAL OUTAGE RATE SEASONAL PRO		0	0	0	0	0	0	0
PERCENT FIRM	%	100.00	100.00	100.00	100.00	100.00	83.56	93.69
RENEWABLE ENERGY CREDIT	RATIO	0.00	0.00	0.00	0.00	0.00	0.00	0.00
SEASONAL VARIABLE COST PROFILE		0	0	0	0	0	0	0
VARIABLE O AND M COSTS	$/MWH	0.00	0.00	0.00	0.00	0.00	3.25	0.69
-------- YEAR 2012 --------								
MATURE FORCED OUTAGE RATE	%	0.00	0.00	0.00	0.00	0.00	17.05	6.77
[redacted]	[redacted]	[redacted]	[redacted]	[redacted]	[redacted]	[redacted]	[redacted]	[redacted]
-------- YEAR 2013 --------								
[redacted]	[redacted]	[redacted]	[redacted]	[redacted]	[redacted]	[redacted]	[redacted]	[redacted]
PERCENT FIRM	%	100.00	100.00	100.00	100.00	100.00	80.46	92.76
-------- YEAR 2014 --------								
FIXED COSTS	$000/YR	0.00	0.00	0.00	0.00	0.00	6735.00	3243.00
-------- YEAR 2015 --------								
FIXED COSTS	$000/YR	0.00	0.00	0.00	0.00	0.00	9432.00	2153.00
-------- YEAR 2016 --------								
FIXED COSTS	$000/YR	0.00	0.00	0.00	0.00	0.00	5311.00	3509.00
-------- YEAR 2017 --------								
FIXED COSTS	$000/YR	0.00	0.00	0.00	0.00	0.00	102928.00	3326.00
-------- YEAR 2018 --------								
FIXED COSTS	$000/YR	0.00	0.00	0.00	0.00	0.00	0.00	3836.00
-------- YEAR 2019 --------								
FIXED COSTS	$000/YR	0.00	0.00	0.00	0.00	0.00	0.00	4426.00
-------- YEAR 2020 --------								
FIXED COSTS	$000/YR	0.00	0.00	0.00	0.00	0.00	0.00	0.00
[redacted]	[redacted]	[redacted]	[redacted]	[redacted]	[redacted]	[redacted]	[redacted]	[redacted]
PERCENT FIRM	%	100.00	100.00	100.00	100.00	100.00	80.46	0.00
-------- YEAR 2021 --------								
-------- YEAR 2022 --------								
-------- YEAR 2023 --------								
-------- YEAR 2024 --------								
-------- YEAR 2025 --------								
[redacted]	[redacted]	[redacted]	[redacted]	[redacted]	[redacted]	[redacted]	[redacted]	[redacted]
PERCENT FIRM	%	100.00	100.00	100.00	100.00	100.00	0.00	0.00
-------- YEAR 2026 --------								
-------- YEAR 2027 --------								
-------- YEAR 2028 --------								
-------- YEAR 2029 --------								
-------- YEAR 2030 --------								
-------- YEAR 2031 --------								
-------- YEAR 2032 --------								
-------- YEAR 2033 --------								
-------- YEAR 2034 --------								
-------- YEAR 2035 --------								
-------- YEAR 2036 --------								
-------- YEAR 2037 --------								
-------- YEAR 2038 --------								
-------- YEAR 2039 --------								
-------- YEAR 2040 --------								

THERMAL UNIT		998 RP2TR_IM 998	999 DUMMY_OP 999
-------- YEAR 2011 --------			
ANCILLARY REVENUE RATE	$/MWH	0.00	0.00
AVERAGE HEAT RATE AT MAXIMUM	MBTU/MWH	0.00	0.00
AVERAGE HEAT RATE AT MINIMUM	MBTU/MWH	0.00	0.00
AVG HEAT RATE MAXIMUM SEASONAL P		0	0
AVG HEAT RATE MINIMUM SEASONAL P		0	0
BID PRICE AT INCREMENTAL	$/MWH	0.00	0.00
BID PRICE AT MINIMUM	$/MWH	0.00	0.00

BID PRICE CAPACITY FACTOR	%	0.00	0.00
BID PRICE COST FACTOR	%	0.00	0.00
BID PRICE INCREMENTAL SEASONAL P		0	0
BID PRICE MINIMUM SEASONAL POINT		0	0
CAPACITY REVENUE PROFILE		0	0
CAPACITY REVENUE RATE	$/KW	0.00	0.00
CAPACITY SEGMENT PROFILE		59	0
CAPITAL COSTS	$000	0.00	0.00
DERATION LIBRARY POINTER		59	0
DISPATCH PENALTY AT MAXIMUM		1.00	1.00
DISPATCH PENALTY AT MINIMUM		1.00	1.00
ENERGY MARGIN CAPACITY FACTOR	FRACTION	0.00	0.00
FIXED ANNUAL CAPACITY RATE	$/KW/YR	0.00	0.00
FIXED COSTS	$000/YR	0.00	0.00
FIXED SEASONAL CAPACITY RATE	$/KW/SEA	0.00	0.00
FIXED SEASONAL RATE PROFILE		0	0
HEAT RATE PROFILE		59	0
MAINTENANCE REQUIREMENT	WKS/YEAR	0.00	0.00
MAINTENANCE SEASONAL METHOD		1	1
MAINTENANCE SEASONAL POINTER		0	0
[redacted]	[redacted]	[redacted]	[redacted]
MATURE OUTAGE RATE SEASONAL PROF		0	0
MAXIMUM CAPACITY	MW	1105.00	0.00
MINIMUM CAPACITY	MW	305.00	0.00
MUST RUN INDICATOR		0	0
PARTIAL OUTAGE RATE	%	0.00	0.00
PARTIAL OUTAGE RATE SEASONAL PRO		0	0
PERCENT FIRM	%	93.69	100.00
RENEWABLE ENERGY CREDIT	RATIO	0.00	0.00
SEASONAL VARIABLE COST PROFILE		0	0
VARIABLE O AND M COSTS	$/MWH	0.69	0.00
-------- YEAR 2012 --------			
[redacted]	[redacted]	[redacted]	[redacted]
PERCENT FIRM	%	93.23	100.00
-------- YEAR 2013 --------			
[redacted]	[redacted]	[redacted]	[redacted]
PERCENT FIRM	%	92.76	100.00
-------- YEAR 2014 --------			
FIXED COSTS	$000/YR	19368.00	0.00
-------- YEAR 2015 --------			
FIXED COSTS	$000/YR	15628.00	0.00
-------- YEAR 2016 --------			
FIXED COSTS	$000/YR	23440.00	0.00
-------- YEAR 2017 --------			
FIXED COSTS	$000/YR	22550.00	0.00
-------- YEAR 2018 --------			
FIXED COSTS	$000/YR	25825.00	0.00
-------- YEAR 2019 --------			
FIXED COSTS	$000/YR	44836.00	0.00
-------- YEAR 2020 --------			
FIXED COSTS	$000/YR	0.00	0.00
[redacted]	[redacted]	[redacted]	[redacted]
PERCENT FIRM	%	0.00	100.00

NOTE: DATA DISPLAYED AFTER 2011 ONLY IF
VALUE CHANGED FROM PREVIOUS YEAR.

AEP EAST
GENERATION AND FUEL MODULE
INPUT SUMMARY REPORT

QUALIFIER = GAF.INPUT.THERMAL UNIT.

THERMAL UNIT	998 RP2TR_IM 998	999 DUMMY_OP 999
-------- YEAR 2021 --------		
-------- YEAR 2022 --------		
-------- YEAR 2023 --------		
-------- YEAR 2024 --------		
-------- YEAR 2025 --------		
-------- YEAR 2026 --------		
-------- YEAR 2027 --------		
-------- YEAR 2028 --------		
-------- YEAR 2029 --------		
-------- YEAR 2030 --------		
-------- YEAR 2031 --------		
-------- YEAR 2032 --------		
-------- YEAR 2033 --------		
-------- YEAR 2034 --------		
-------- YEAR 2035 --------		
-------- YEAR 2036 --------		
-------- YEAR 2037 --------		
-------- YEAR 2038 --------		
-------- YEAR 2039 --------		
-------- YEAR 2040 --------		

NOTE: DATA DISPLAYED AFTER 2011 ONLY IF
VALUE CHANGED FROM PREVIOUS YEAR.

AEP EAST
GENERATION AND FUEL MODULE
INPUT SUMMARY REPORT

QUALIFIER = GAF.INPUT.THERMAL UNIT.

THERMAL UNIT		1	2	3	4	5	6	7
		AMOS	AMOS	AMOS_OP	BECKJORD	BIG SAND	BIG SAND	CARD 1+2
		1	2	3	6	1	2	1
UNIT FUELS	1							
ESCALATION UNIT FUEL AUXILIARY		GEN-ESCL	GEN-ESCL	GEN-ESCL	GEN-ESCL	GEN-ESCL	GEN-ESCL	GEN-ESCL
THERMAL UNIT		8	9	10	11	12	13	14
		CARD 1+2	CARD 3	CLIFTY	CLIFTY	CLIFTY	CLIFTY	CLIFTY
		2	3	1	2	3	4	5
UNIT FUELS	1							
ESCALATION UNIT FUEL AUXILIARY		GEN-ESCL	GEN-ESCL					
THERMAL UNIT		15	16	17	18	19	20	21
		CLIFTY	CLINCH R	CLINCH R	CLINCH R	ROCKP_KP	ROCKP_KP	CSVL 1-4
		6	1	2	3	1	2	3
UNIT FUELS	1							
ESCALATION UNIT FUEL AUXILIARY			GEN-ESCL	GEN-ESCL	GEN-ESCL	GEN-ESCL	GEN-ESCL	GEN-ESCL
THERMAL UNIT		22	23	24	25	26	27	28
		CSVL 1-4	CSVL 5+6	CSVL 5+6	D C COOK	D C COOK	GAVIN	GAVIN
		4	5	6	1	2	1	2
UNIT FUELS	1							
ESCALATION UNIT FUEL AUXILIARY		GEN-ESCL	GEN-ESCL	GEN-ESCL			GEN-ESCL	GEN-ESCL
THERMAL UNIT		29	30	33	34	35	36	37
		GLEN LYN	GLEN LYN	KAMMER	KAMMER	KAMMER	KANAWHA	KANAWHA
		5	6	1	2	3	1	2
UNIT FUELS	1							
ESCALATION UNIT FUEL AUXILIARY		GEN-ESCL	GEN-ESCL	GEN-ESCL	GEN-ESCL	GEN-ESCL	GEN-ESCL	GEN-ESCL
THERMAL UNIT		38	39	40	41	42	43	44
		KYGER	KYGER	KYGER	KYGER	KYGER	MITCHELL	MITCHELL
		1	2	3	4	5	1	2
UNIT FUELS	1							
ESCALATION UNIT FUEL AUXILIARY							GEN-ESCL	GEN-ESCL
THERMAL UNIT		45	46	47	48	49	50	51
		MOUNT_ER	MUSK RVR	MUSK RVR	MUSK RVR	MUSK RVR	MUSK RVR	P SPORN
		1	1	2	3	4	5	1
UNIT FUELS	1							
ESCALATION UNIT FUEL AUXILIARY			GEN-ESCL	GEN-ESCL	GEN-ESCL	GEN-ESCL	GEN-ESCL	GEN-ESCL
THERMAL UNIT		52	53	54	55	56	57	58
		P SPORN	P SPORN	P SPORN	P SPORN	PICWAY	RPRET_IM	RPRUN_IM
		2	3	4	5	5	1	1
UNIT FUELS	1							
ESCALATION UNIT FUEL AUXILIARY		GEN-ESCL	GEN-ESCL	GEN-ESCL	GEN-ESCL	GEN-ESCL	GEN-ESCL	GEN-ESCL
THERMAL UNIT		59	61	62	63	64	65	66
		ROCKP_IM	STUART	STUART	STUART	STUART	AMOS_AP	TANN 1-3
		2	1	2	3	4	3	1
UNIT FUELS	1							
ESCALATION UNIT FUEL AUXILIARY		GEN-ESCL	GEN-ESCL	GEN-ESCL	GEN-ESCL	GEN-ESCL	GEN-ESCL	GEN-ESCL
THERMAL UNIT		67	68	69	70	71	72	73
		TANN 1-3	TANN 1-3	TANN 4	ZIMMER	ROBTMONE	ROBTMONE	ROBTMONE
		2	3	4	1	1	2	3
UNIT FUELS	1							
ESCALATION UNIT FUEL AUXILIARY		GEN-ESCL	GEN-ESCL	GEN-ESCL	GEN-ESCL			
THERMAL UNIT		75	76	77	78	79	80	81
		CEREDO	CEREDO	CEREDO	CEREDO	CEREDO	CEREDO	DARBY
		1	2	3	4	5	6	1
UNIT FUELS	1							
ESCALATION UNIT FUEL AUXILIARY								
THERMAL UNIT		82	83	84	85	86	87	88
		DARBY	DARBY	DARBY	DARBY	DARBY	LWBG WIN	LWBG WIN
		2	3	4	5	6	1	2
UNIT FUELS	1							
ESCALATION UNIT FUEL AUXILIARY								
THERMAL UNIT		89	90	91	92	93	94	101
		LWBG SMR	LWBG SMR	WATR CC	WATR2	DRESDEN	DRESD2	NUCLEAR

		1	2	1	1	1	1	1
UNIT FUELS	1							
ESCALATION UNIT FUEL AUXILIARY								
THERMAL UNIT		102	103	104	105	106	107	108
		UPC_NCCS	PC_UL_SU	UPC_RCCS	IGC_NCCS	IGCC GE	IGC_RCCS	CC 2X1FB
		1	1	1	1	1	1	1
UNIT FUELS	1							
ESCALATION UNIT FUEL AUXILIARY								
THERMAL UNIT		109	110	111	114	115	124	125
		CC 2x1FA	CC 1x17H	BS2_CC	CT GE7FA	CT_GE7EA	BS2_FGD	BS1_FGD
		1	1	1	1	1	2	1
UNIT FUELS	1							
ESCALATION UNIT FUEL AUXILIARY							GEN-ESCL	GEN-ESCL
THERMAL UNIT		126	127	129	130	131	132	133
		CSV5_SCR	CSV6_SCR	CR1_NGCC	CR2_NGCC	MR5_NGCC	MR5_FGD	RP1D_IM
		5	6	1	2	5	5	1
UNIT FUELS	1							
ESCALATION UNIT FUEL AUXILIARY		GEN-ESCL	GEN-ESCL	GEN-ESCL	GEN-ESCL	GEN-ESCL	GEN-ESCL	GEN-ESCL
THERMAL UNIT		134	135	136	137	144	145	146
		RP2D_IM	TAN4_FGD	RP1D_KP	RP2D_KP	TC4_ESP	A390% AP	A390%OP
		2	4	1	2	4	3	3
UNIT FUELS	1							
ESCALATION UNIT FUEL AUXILIARY		GEN-ESCL	GEN-ESCL	GEN-ESCL	GEN-ESCL	GEN-ESCL	GEN-ESCL	GEN-ESCL
THERMAL UNIT		147	148	149	150	151	153	154
		MTN_90%	RPT1_90%	RPT2_90%	GV1_90%	GV2_90%	MTN_18%	CC_FA_KP
		1	1	2	1	2	1	1
UNIT FUELS	1							
ESCALATION UNIT FUEL AUXILIARY			GEN-ESCL	GEN-ESCL	GEN-ESCL	GEN-ESCL		
THERMAL UNIT		155	156	157	158	159	160	161
		CT_OHIO	CC_OH	CT_I&M	CC_I&M	CT_APCO	CC_APCO	CT_KPCO
		1	1	1	1	1	1	1
UNIT FUELS	1							
ESCALATION UNIT FUEL AUXILIARY								
THERMAL UNIT		162	163	164	165	166	168	169
		CC_KPCO	BS2 FGD	BS2 FGD	BS2 FGD	BS2 FGD	IGCC AP	PC_UL_AP
		1	1	5	22	23	1	1
UNIT FUELS	1							
ESCALATION UNIT FUEL AUXILIARY			GEN-ESCL	GEN-ESCL	GEN-ESCL	GEN-ESCL		

AEP EAST
GENERATION AND FUEL MODULE
INPUT SUMMARY REPORT

QUALIFIER = GAF.INPUT.THERMAL UNIT.

THERMAL UNIT		170	171	172	173	174	175	176
		Nuke_AP	IGCC IM	PC_UL_IM	NUKE_IM	IGCC KP	PC_UL_KP	NUKE_KP
		1	1	1	1	1	1	1
UNIT FUELS	1							
ESCALATION UNIT FUEL AUXILIARY								
THERMAL UNIT		177	178	179	181	182	183	184
		IGCC OH	PC_UL_OH	NUKE OH	RP1D_03	RP1D_04	RP1D_08	RP1D_20
		1	1	1	1	1	1	1
UNIT FUELS	1							
ESCALATION UNIT FUEL AUXILIARY					GEN-ESCL	GEN-ESCL	GEN-ESCL	GEN-ESCL
THERMAL UNIT		186	187	188	189	190	191	223
		RP1TR_IM	RP2TR_IM	RP1TR_KP	RP2TR_KP	T4_TRONA	T4_TRCCR	MR_STKR1
		1	2	1	2	4	4	1
UNIT FUELS	1							
ESCALATION UNIT FUEL AUXILIARY		GEN-ESCL	GEN-ESCL	GEN-ESCL	GEN-ESCL	GEN-ESCL	GEN-ESCL	
THERMAL UNIT		224	228	229	230	231	232	233
		MR_STKR2	AMS3_SI	BS2_SI	MR5_CF	MR5_SI	RPT1_CF	RPT2_CF
		1	3	2	5	5	1	2
UNIT FUELS	1							
ESCALATION UNIT FUEL AUXILIARY								
THERMAL UNIT		234	235	251	252	253	254	255
		RPT1_SI	RPT2_SI	DC1_HPT	DC1_IS	DC1_EFF	DC1_17	DC1_3800
		1	2	1	1	1	1	1
UNIT FUELS	1							
ESCALATION UNIT FUEL AUXILIARY								
THERMAL UNIT		257	258	259	260	269	270	271
		DC2_HPT	DC2_EFF	DC2_SPU	DC2_3800	BIGSD_15	BIGSD_GP	CLN_Q_HM
		2	2	2	2	1	1	1
UNIT FUELS	1							
ESCALATION UNIT FUEL AUXILIARY								
THERMAL UNIT		272	273	274	275	276	277	278
		CLN_Q_15	CLN_Q_HM	CLN_Q_15	CLN_Q_HM	CLN_Q_15	CVL_3_HM	CVL_3_10
		1	2	2	3	3	3	3
UNIT FUELS	1							
ESCALATION UNIT FUEL AUXILIARY								
THERMAL UNIT		279	280	281	282	283	284	285
		GLN_5_HM	GLN_5_15	GLN_6_HM	GLN_6_15	KMR_F_HM	KMR_F_GP	KMR_F_HM
		5	5	6	6	1	1	2
UNIT FUELS	1							
ESCALATION UNIT FUEL AUXILIARY								
THERMAL UNIT		286	287	288	289	290	291	292
		KMR_F_GP	KMR_F_HM	KMR_F_GP	KWA_1_HM	KWA_1_15	KWA_2_HM	KWA_2_15
		2	3	3	1	1	2	2
UNIT FUELS	1							
ESCALATION UNIT FUEL AUXILIARY								
THERMAL UNIT		293	294	295	296	297	298	299
		MSKR1_HM	MSKR1_12	MSKR2_HM	MSKR2_12	MSKR3_GP	MR3HM_12	MSKR4_GP
		1	1	2	2	3	3	4
UNIT FUELS	1							
ESCALATION UNIT FUEL AUXILIARY		GEN-ESCL	GEN-ESCL	GEN-ESCL	GEN-ESCL	GEN-ESCL	GEN-ESCL	GEN-ESCL
THERMAL UNIT		300	301	302	303	304	305	306
		M4HM_12	PICWY_HM	PICWY_GP	SP1_F_HM	SP1_F_15	SP2_F_HM	SP2_F_15
		4	5	5	1	1	2	2
UNIT FUELS	1							
ESCALATION UNIT FUEL AUXILIARY					GEN-ESCL	GEN-ESCL	GEN-ESCL	GEN-ESCL
THERMAL UNIT		307	308	309	310	311	312	313
		SP3_Q_HM	SP3_Q_15	SP4_Q_HM	SP4_Q_15	SP5_HM	SP5_15	TNR_F_HM
		3	3	4	4	5	5	1
UNIT FUELS	1							
ESCALATION UNIT FUEL AUXILIARY		GEN-ESCL	GEN-ESCL	GEN-ESCL	GEN-ESCL			GEN-ESCL
THERMAL UNIT		314	315	316	317	318	319	320
		TNR_F_15	TNR_F_HM	TNR_F_15	TNR_F_HM	TNR_F_15	PW_GP_15	RHills 1

		1	2	2	3	3	5	1
UNIT FUELS	1							
ESCALATION UNIT FUEL AUXILIARY		GEN-ESCL	GEN-ESCL	GEN-ESCL	GEN-ESCL	GEN-ESCL		
THERMAL UNIT		500	501	502	503	958	959	960
		DUMMY_OP	DUMMY_IM	DUMMY_AP	DUMMY_KP	CC_KPCO	RP2D_KP	RP2D_IM
		0	0	0	0	958	959	960
UNIT FUELS	1							
ESCALATION UNIT FUEL AUXILIARY							GEN-ESCL	GEN-ESCL
THERMAL UNIT		961	962	963	964	965	966	967
		CSV6_SCR	CSV5_SCR	DUMMY_OP	DUMMY_OP	RP1D_03	RP1D_KP	BS2 FGD
		961	962	963	964	965	966	967
UNIT FUELS	1							
ESCALATION UNIT FUEL AUXILIARY		GEN-ESCL	GEN-ESCL			GEN-ESCL	GEN-ESCL	GEN-ESCL
THERMAL UNIT		968	969	970	971	972	973	974
		CR2_NGCC	CR1_NGCC	MR5_NGCC	DUMMY_OP	DUMMY_OP	DUMMY_OP	DUMMY_OP
		968	969	970	971	972	973	974
UNIT FUELS	1							
ESCALATION UNIT FUEL AUXILIARY		GEN-ESCL	GEN-ESCL	GEN-ESCL				
THERMAL UNIT		975	976	977	978	979	980	981
		DUMMY_OP	DUMMY_OP	DUMMY_OP	DUMMY_OP	DUMMY_OP	DUMMY_OP	DUMMY_OP
		975	976	977	978	979	980	981
UNIT FUELS	1							
ESCALATION UNIT FUEL AUXILIARY								
THERMAL UNIT		982	983	984	985	986	987	988
		DUMMY_OP	DUMMY_OP	DUMMY_OP	DUMMY_OP	DUMMY_OP	DUMMY_OP	DUMMY_OP
		982	983	984	985	986	987	988
UNIT FUELS	1							
ESCALATION UNIT FUEL AUXILIARY								
THERMAL UNIT		989	990	991	992	993	994	995
		DUMMY_OP	DUMMY_OP	DUMMY_OP	DUMMY_OP	DUMMY_OP	DUMMY_OP	DUMMY_OP
		989	990	991	992	993	994	995
UNIT FUELS	1							
ESCALATION UNIT FUEL AUXILIARY								
THERMAL UNIT		996	997	998	999			
		T4_TRONA	RP2TR_KP	RP2TR_IM	DUMMY_OP			
		996	997	998	999			
UNIT FUELS	1							
ESCALATION UNIT FUEL AUXILIARY		GEN-ESCL	GEN-ESCL	GEN-ESCL				

AEP EAST
GENERATION AND FUEL MODULE
INPUT SUMMARY REPORT

QUALIFIER = GAF.INPUT.THERMAL UNIT.

CAPACITY SEGMENTS	1	2	3	4	5
SEGMENT CAPACITY LIBRARY					
1 AMS_1D SEGMENT CAPACITY LIBRARY	350.00	600.00	672.00	790.00	0.00
2 AMS_2D SEGMENT CAPACITY LIBRARY	350.00	600.00	672.00	790.00	0.00
3 AMOS_3 SEGMENT CAPACITY LIBRARY	462.00	683.10	772.20	858.00	0.00
4 BECK_6 SEGMENT CAPACITY LIBRARY	20.00	42.00	53.00	0.00	0.00
5 BIGS_1 SEGMENT CAPACITY LIBRARY	100.00	236.00	278.00	0.00	0.00
6 BIGS_2 SEGMENT CAPACITY LIBRARY	500.00	600.00	680.00	800.00	0.00
7 CARD_1 SEGMENT CAPACITY LIBRARY	325.00	476.00	595.00	0.00	0.00
8 CARD_2 SEGMENT CAPACITY LIBRARY	325.00	476.00	595.00	0.00	0.00
9 CARD_3 SEGMENT CAPACITY LIBRARY	325.00	504.00	630.00	0.00	0.00
10 CLIF_1 SEGMENT CAPACITY LIBRARY	37.00	66.00	87.00	0.00	0.00
11 CLIF_2 SEGMENT CAPACITY LIBRARY	37.00	65.00	87.00	0.00	0.00
12 CLIF_3 SEGMENT CAPACITY LIBRARY	37.00	65.00	87.00	0.00	0.00
13 CLIF_4 SEGMENT CAPACITY LIBRARY	37.00	65.00	87.00	0.00	0.00
14 CLIF_5 SEGMENT CAPACITY LIBRARY	37.00	65.00	87.00	0.00	0.00
15 CLIF_6 SEGMENT CAPACITY LIBRARY	23.00	65.00	87.00	0.00	0.00
16 CLIN_1 SEGMENT CAPACITY LIBRARY	60.00	200.00	235.00	0.00	0.00
17 CLIN_2 SEGMENT CAPACITY LIBRARY	60.00	200.00	235.00	0.00	0.00
18 CLIN_3 SEGMENT CAPACITY LIBRARY	60.00	200.00	235.00	0.00	0.00
19 SEGMENT CAPACITY LIBRARY	40.00	132.00	165.00	0.00	0.00
20 SEGMENT CAPACITY LIBRARY	141.00	270.00	337.00	0.00	0.00
21 CSVL_3 SEGMENT CAPACITY LIBRARY	130.00	340.00	391.00	0.00	0.00
22 CSVL_4 SEGMENT CAPACITY LIBRARY	130.00	340.00	391.00	0.00	0.00
23 CSVL_5 SEGMENT CAPACITY LIBRARY	1082.00	1083.00	1084.00	0.00	0.00
24 CSVL_6 SEGMENT CAPACITY LIBRARY	1126.00	1127.00	1128.00	0.00	0.00
25 COK1_09 SEGMENT CAPACITY LIBRARY	900.00	1090.00	1222.00	1320.00	0.00
26 CK1_10 SEGMENT CAPACITY LIBRARY	950.00	1090.00	1222.00	1320.00	0.00
27 GAVI_1 SEGMENT CAPACITY LIBRARY	25.00	73.00	95.00	0.00	0.00
28 GAVI_2 SEGMENT CAPACITY LIBRARY	75.00	204.00	240.00	0.00	0.00
29 GLEN_5 SEGMENT CAPACITY LIBRARY	20.00	121.00	0.00	0.00	0.00
30 GLEN_6 SEGMENT CAPACITY LIBRARY	2.00	18.00	0.00	0.00	0.00
31 HYDRAP SEGMENT CAPACITY LIBRARY	70.00	179.00	210.00	0.00	0.00
32 HYDRIM					

SEGMENT CAPACITY LIBRARY	70.00	179.00	210.00	0.00	0.00
33 KAMM_1					
SEGMENT CAPACITY LIBRARY	70.00	179.00	210.00	0.00	0.00
34 KAMM_2					
SEGMENT CAPACITY LIBRARY	50.00	180.00	200.00	0.00	0.00
35 KAMM_3					
SEGMENT CAPACITY LIBRARY	50.00	180.00	200.00	0.00	0.00
36 KANA_1					
SEGMENT CAPACITY LIBRARY	39.00	67.00	89.00	0.00	0.00
37 KANA_2					
SEGMENT CAPACITY LIBRARY	39.00	65.00	86.00	0.00	0.00
38 KYGE_1					
SEGMENT CAPACITY LIBRARY	65.00	75.00	85.00	0.00	0.00
39 KYGE_2					
SEGMENT CAPACITY LIBRARY	36.00	65.00	86.00	0.00	0.00
40 KYGE_3					
SEGMENT CAPACITY LIBRARY	36.00	65.00	86.00	0.00	0.00
41 KYGE_4					
SEGMENT CAPACITY LIBRARY	400.00	600.00	655.00	770.00	0.00
42 KYGE_5					
SEGMENT CAPACITY LIBRARY	450.00	600.00	672.00	790.00	0.00
43 MITC_1					
SEGMENT CAPACITY LIBRARY	600.00	1144.00	1183.00	1314.00	0.00
44 MITC_2					
SEGMENT CAPACITY LIBRARY	60.00	174.00	205.00	0.00	0.00
45 MOUN_1					
SEGMENT CAPACITY LIBRARY	60.00	174.00	205.00	0.00	0.00
46 MUSK_1					
SEGMENT CAPACITY LIBRARY	60.00	183.00	215.00	0.00	0.00
47 MUSK_2					
SEGMENT CAPACITY LIBRARY	60.00	183.00	215.00	0.00	0.00
48 MUSK_3					
SEGMENT CAPACITY LIBRARY	450.00	540.00	600.00	0.00	0.00
49 MUSK_4					
SEGMENT CAPACITY LIBRARY	35.00	120.00	150.00	0.00	0.00
50 MUSK_5					
SEGMENT CAPACITY LIBRARY	35.00	120.00	150.00	0.00	0.00
51 PSPN_1					
SEGMENT CAPACITY LIBRARY	35.00	120.00	150.00	0.00	0.00
52 PSPN_2					
SEGMENT CAPACITY LIBRARY	35.00	120.00	150.00	0.00	0.00
53 PSPN_3					
SEGMENT CAPACITY LIBRARY	270.00	360.00	450.00	0.00	0.00

AEP EAST
GENERATION AND FUEL MODULE
INPUT SUMMARY REPORT

QUALIFIER = GAF.INPUT.THERMAL UNIT.

CAPACITY SEGMENTS	1	2	3	4	5
SEGMENT CAPACITY LIBRARY					
54 PSPN_4					
SEGMENT CAPACITY LIBRARY	10.00	80.00	100.00	0.00	0.00
55 PSPN_5					
SEGMENT CAPACITY LIBRARY	1.00	26.00	0.00	0.00	0.00
56 PICW_5					
SEGMENT CAPACITY LIBRARY	370.00	553.00	829.00	1105.00	0.00
57 RACINE					
SEGMENT CAPACITY LIBRARY	305.00	605.00	845.00	1105.00	0.00
58 ROCK_1IM					
SEGMENT CAPACITY LIBRARY	10.00	586.00	0.00	0.00	0.00
59 ROCK_2IM					
SEGMENT CAPACITY LIBRARY	85.00	121.00	151.00	0.00	0.00
60 SMITHMT					
SEGMENT CAPACITY LIBRARY	85.00	121.00	151.00	0.00	0.00
61 STUA_1					
SEGMENT CAPACITY LIBRARY	85.00	121.00	151.00	0.00	0.00
62 STUA_2					
SEGMENT CAPACITY LIBRARY	85.00	121.00	151.00	0.00	0.00
63 STUA_3					
SEGMENT CAPACITY LIBRARY	400.00	524.00	582.00	0.00	0.00
64 STUA_4					
SEGMENT CAPACITY LIBRARY	50.00	116.00	145.00	0.00	0.00
65 MR5_SI					
SEGMENT CAPACITY LIBRARY	50.00	116.00	145.00	0.00	0.00
66 TANN_1					
SEGMENT CAPACITY LIBRARY	65.00	174.00	205.00	0.00	0.00
67 TANN_2					
SEGMENT CAPACITY LIBRARY	200.00	440.00	500.00	0.00	0.00
68 TANN_3					
SEGMENT CAPACITY LIBRARY	165.00	290.00	330.00	0.00	0.00
69 TANN_4					
SEGMENT CAPACITY LIBRARY	84.00	127.00	212.00	0.00	0.00
70 ZIMM_1					
SEGMENT CAPACITY LIBRARY	268.00	536.00	715.00	0.00	0.00
71 REPOW					
SEGMENT CAPACITY LIBRARY	25.00	38.00	50.00	0.00	0.00
72 FREMNT					
SEGMENT CAPACITY LIBRARY	500.00	600.00	646.00	760.00	0.00
73 DSTCT					
SEGMENT CAPACITY LIBRARY	141.00	268.00	335.00	0.00	0.00
74 BIGS2L					
SEGMENT CAPACITY LIBRARY	325.00	496.00	620.00	0.00	0.00
75 CSVL4C					
SEGMENT CAPACITY LIBRARY	141.00	268.00	335.00	0.00	0.00
76 CARD3D					
SEGMENT CAPACITY LIBRARY	430.00	860.00	1290.00	1717.00	0.00
77 CSVL4D					
SEGMENT CAPACITY LIBRARY	100.00	230.00	270.00	0.00	0.00
78 NUCLEAR					
SEGMENT CAPACITY LIBRARY	100.00	230.00	270.00	0.00	0.00
79 BS1_09					
SEGMENT CAPACITY LIBRARY	315.00	635.00	0.00	0.00	0.00
80 BS1_P					
SEGMENT CAPACITY LIBRARY	207.00	438.00	0.00	0.00	0.00
81 IGCCS					
SEGMENT CAPACITY LIBRARY	219.00	442.00	0.00	0.00	0.00
82 CCS					
SEGMENT CAPACITY LIBRARY	1175.00	1176.00	1177.00	0.00	0.00
83 PCS					
SEGMENT CAPACITY LIBRARY	60.00	200.00	235.00	0.00	0.00
84 COK1_11					
SEGMENT CAPACITY LIBRARY	500.00	800.00	1056.00	1251.00	0.00
85 CR_P					

SEGMENT CAPACITY LIBRARY	500.00	800.00	1040.00	1232.00	0.00
86 RK_1					
SEGMENT CAPACITY LIBRARY	500.00	800.00	1084.00	1266.00	0.00
87 RK1_B					
SEGMENT CAPACITY LIBRARY	500.00	800.00	1068.00	1266.00	0.00
88 RK_2					
SEGMENT CAPACITY LIBRARY	300.00	440.00	500.00	0.00	0.00
89 RK_B					
SEGMENT CAPACITY LIBRARY	1105.00	1106.00	1107.00	0.00	0.00
90 TNR4_Q					
SEGMENT CAPACITY LIBRARY	1105.00	1106.00	1107.00	0.00	0.00
91 COK2_09					
SEGMENT CAPACITY LIBRARY	1119.00	1120.00	1121.00	0.00	0.00
92 CK2_1011					
SEGMENT CAPACITY LIBRARY	1209.00	1210.00	1211.00	0.00	0.00
93 COK2_12					
SEGMENT CAPACITY LIBRARY	135.00	180.00	0.00	0.00	0.00
94 CK2_1314					
SEGMENT CAPACITY LIBRARY	84.00	86.00	0.00	0.00	0.00
95 RHILLS					
SEGMENT CAPACITY LIBRARY	83.00	85.00	0.00	0.00	0.00
96 CEREDO					
SEGMENT CAPACITY LIBRARY	600.00	1089.00	1130.00	1256.00	0.00
97 DARBY					
SEGMENT CAPACITY LIBRARY	1171.00	1172.00	1173.00	0.00	0.00
98 MOUN10					
SEGMENT CAPACITY LIBRARY	1080.00	1081.00	1082.00	0.00	0.00
99 COK1_12					
SEGMENT CAPACITY LIBRARY	1282.00	1283.00	1284.00	0.00	0.00
100 COK1_13					
SEGMENT CAPACITY LIBRARY	312.00	468.00	624.00	0.00	0.00
101 COK1_14					
SEGMENT CAPACITY LIBRARY	265.00	400.00	531.00	0.00	0.00
102 USCPC					
SEGMENT CAPACITY LIBRARY	265.00	400.00	531.00	0.00	0.00
103 PC_R_CCS					
SEGMENT CAPACITY LIBRARY	231.00	341.55	386.10	429.00	0.00
104 PC_N_CCS					
SEGMENT CAPACITY LIBRARY	318.00	477.00	636.00	0.00	0.00
105 AM3_AP					
SEGMENT CAPACITY LIBRARY	270.00	406.00	541.00	0.00	0.00
106 IGCC					
SEGMENT CAPACITY LIBRARY	392.00	588.00	784.00	0.00	0.00

AEP EAST
GENERATION AND FUEL MODULE
INPUT SUMMARY REPORT

QUALIFIER = GAF.INPUT.THERMAL UNIT.

CAPACITY SEGMENTS	1	2	3	4	5
SEGMENT CAPACITY LIBRARY					
107 IGC_RCCS SEGMENT CAPACITY LIBRARY	140.00	232.00	480.00	719.00	840.00
108 IGC_NCCS SEGMENT CAPACITY LIBRARY	100.00	228.00	270.00	0.00	0.00
109 WTCC SEGMENT CAPACITY LIBRARY	173.00	175.00	0.00	0.00	0.00
110 BS1_FGD SEGMENT CAPACITY LIBRARY	173.00	175.00	0.00	0.00	0.00
111 ROBT1A SEGMENT CAPACITY LIBRARY	173.00	175.00	0.00	0.00	0.00
112 ROBT2A SEGMENT CAPACITY LIBRARY	34.00	36.00	0.00	0.00	0.00
113 ROBT3A SEGMENT CAPACITY LIBRARY	34.00	36.00	0.00	0.00	0.00
114 ROBT1B SEGMENT CAPACITY LIBRARY	35.00	37.00	0.00	0.00	0.00
115 ROBT2B SEGMENT CAPACITY LIBRARY	300.00	440.00	500.00	0.00	0.00
116 ROBT3B SEGMENT CAPACITY LIBRARY	325.00	440.00	500.00	0.00	0.00
117 TANN4_6 SEGMENT CAPACITY LIBRARY	500.00	600.00	655.00	770.00	0.00
118 CARD1_8 SEGMENT CAPACITY LIBRARY	500.00	600.00	672.00	790.00	0.00
119 MITC1_7 SEGMENT CAPACITY LIBRARY	600.00	975.00	1013.00	1125.00	0.00
120 MITC2_7 SEGMENT CAPACITY LIBRARY	425.00	464.00	580.00	0.00	0.00
121 MOUN1_7 SEGMENT CAPACITY LIBRARY	500.00	600.00	659.00	775.00	0.00
122 CARD2_8 SEGMENT CAPACITY LIBRARY	381.00	572.00	762.00	0.00	0.00
123 BS2SI SEGMENT CAPACITY LIBRARY	212.00	318.00	424.00	0.00	0.00
124 2X1GE7FA SEGMENT CAPACITY LIBRARY	309.00	464.00	618.00	0.00	0.00
125 1x1GE7H SEGMENT CAPACITY LIBRARY	100.00	230.00	270.00	0.00	0.00
126 2x1GE7FA SEGMENT CAPACITY LIBRARY	500.00	600.00	659.00	775.00	0.00
127 BS1_D SEGMENT CAPACITY LIBRARY	325.00	476.00	595.00	0.00	0.00
128 BS2_D SEGMENT CAPACITY LIBRARY	325.00	476.00	595.00	0.00	0.00
129 CD1_D SEGMENT CAPACITY LIBRARY	141.00	268.00	335.00	0.00	0.00
130 CD2_D SEGMENT CAPACITY LIBRARY	410.00	600.00	659.00	775.00	0.00
131 CV4_D SEGMENT CAPACITY LIBRARY	450.00	600.00	672.00	790.00	0.00
132 MC1_D SEGMENT CAPACITY LIBRARY	400.00	524.00	591.00	0.00	0.00
133 MC2_D SEGMENT CAPACITY LIBRARY	400.00	515.00	572.00	0.00	0.00
134 MR5 SEGMENT CAPACITY LIBRARY	500.00	800.00	1019.00	1274.00	0.00
135 MR5_D SEGMENT CAPACITY LIBRARY	500.00	800.00	1009.00	1261.00	0.00
136 RP1_A SEGMENT CAPACITY LIBRARY	104.00	120.00	150.00	0.00	0.00
137 RP2_C SEGMENT CAPACITY LIBRARY	700.00	1035.00	1133.00	1259.00	0.00
138 ST1234					

SEGMENT CAPACITY LIBRARY	959.00	993.00	1015.00	1279.00	0.00
139 AM3_SI					
SEGMENT CAPACITY LIBRARY	1281.00	1282.00	1283.00	0.00	0.00
140 RK1_SI					
SEGMENT CAPACITY LIBRARY	1317.00	1318.00	1319.00	0.00	0.00
141 COK1_15					
SEGMENT CAPACITY LIBRARY	1105.00	1106.00	1107.00	0.00	0.00
142 COK1_16					
SEGMENT CAPACITY LIBRARY	959.00	979.00	999.00	1259.00	0.00
143 COOK2_11					
SEGMENT CAPACITY LIBRARY	90.00	176.00	196.00	0.00	0.00
144 RK2_SI					
SEGMENT CAPACITY LIBRARY	510.00	563.13	844.69	1126.25	0.00
145 KANA_A					
SEGMENT CAPACITY LIBRARY	359.00	545.00	818.00	1090.00	0.00
146 ROCK1_17					
SEGMENT CAPACITY LIBRARY	135.00	180.00	0.00	0.00	0.00
147 ROCK2_19					
SEGMENT CAPACITY LIBRARY	312.00	624.00	0.00	0.00	0.00
148 RHILLS					
SEGMENT CAPACITY LIBRARY	200.00	800.00	0.00	0.00	0.00
149 E_PC_SUP					
SEGMENT CAPACITY LIBRARY	134.00	249.00	373.50	498.00	0.00
150 PC_SUB					
SEGMENT CAPACITY LIBRARY	134.00	249.00	373.50	498.00	0.00
151 W_PC_SUP					
SEGMENT CAPACITY LIBRARY	140.00	248.00	516.00	593.00	0.00
152 W_CFB					
SEGMENT CAPACITY LIBRARY	45.00	90.00	0.00	0.00	0.00
153 LWBG_CC					
SEGMENT CAPACITY LIBRARY	128.00	171.00	0.00	0.00	0.00
154 CT_SM					
SEGMENT CAPACITY LIBRARY	1385.00	1386.00	1387.00	0.00	0.00
155 GE7FA					
SEGMENT CAPACITY LIBRARY	315.00	635.00	0.00	0.00	0.00
156 COK1_18					
SEGMENT CAPACITY LIBRARY	393.00	546.00	699.00	852.00	0.00
157 IGCC_A					
SEGMENT CAPACITY LIBRARY	1384.00	1385.00	1386.00	0.00	0.00
158 WTCC					
SEGMENT CAPACITY LIBRARY	1317.00	1318.00	1319.00	0.00	0.00
159 COK1_18					
SEGMENT CAPACITY LIBRARY	1149.00	1150.00	1151.00	0.00	0.00

AEP EAST
GENERATION AND FUEL MODULE
INPUT SUMMARY REPORT

QUALIFIER = GAF.INPUT.THERMAL UNIT.

CAPACITY SEGMENTS	1	2	3	4	5
SEGMENT CAPACITY LIBRARY					
160 COK1_19					
SEGMENT CAPACITY LIBRARY	273.00	499.00	625.00	0.00	0.00
161 COOK14					
SEGMENT CAPACITY LIBRARY	336.00	504.00	672.00	0.00	0.00
162 Dresden					
SEGMENT CAPACITY LIBRARY	1300.00	1301.00	1302.00	0.00	0.00
163 CC 2X1FA					
SEGMENT CAPACITY LIBRARY	1368.00	1369.00	1370.00	0.00	0.00
164 COK2_15					
SEGMENT CAPACITY LIBRARY	1300.00	1301.00	1302.00	0.00	0.00
165 CK21617					
SEGMENT CAPACITY LIBRARY	382.00	572.00	736.67	0.00	0.00
166 CK2_18					
SEGMENT CAPACITY LIBRARY	700.00	1006.00	1013.00	1125.00	0.00
167 AM3_90%					
SEGMENT CAPACITY LIBRARY	815.00	844.00	863.00	1087.00	0.00
168 MTN_90%					
SEGMENT CAPACITY LIBRARY	815.00	832.00	849.00	1070.00	0.00
169 RP1_90%					
SEGMENT CAPACITY LIBRARY	893.00	927.00	1039.00	1122.00	0.00
170 RP2_90%					
SEGMENT CAPACITY LIBRARY	893.00	927.00	1039.00	1122.00	0.00
171 GV1D_90%					
SEGMENT CAPACITY LIBRARY	1187.00	1188.00	1189.00	0.00	0.00
172 GV2_90%					
SEGMENT CAPACITY LIBRARY	700.00	1144.00	1157.00	1285.00	0.00
173 COK2					
SEGMENT CAPACITY LIBRARY	295.00	433.00	492.00	0.00	0.00
174 MT18					
SEGMENT CAPACITY LIBRARY	500.00	592.00	685.00	777.00	0.00
175 TN4_FGD					
SEGMENT CAPACITY LIBRARY	500.00	596.00	691.00	787.00	0.00
176 BS2_#1					
SEGMENT CAPACITY LIBRARY	500.00	597.00	693.00	790.00	0.00
177 BS2_#5					
SEGMENT CAPACITY LIBRARY	500.00	596.00	692.00	788.00	0.00
178 BS2_#22					
SEGMENT CAPACITY LIBRARY	359.00	545.00	818.00	1090.00	0.00
179 BS2_#23					
SEGMENT CAPACITY LIBRARY	359.00	545.00	818.00	1090.00	0.00
180 RP1D_03					
SEGMENT CAPACITY LIBRARY	357.00	544.00	816.00	1088.00	0.00
181 RP1D_04					
SEGMENT CAPACITY LIBRARY	344.00	536.00	803.00	1071.00	0.00
182 RP1D_08					
SEGMENT CAPACITY LIBRARY	301.00	452.00	602.00	0.00	0.00
183 RP1D_20					
SEGMENT CAPACITY LIBRARY	60.00	136.00	212.00	0.00	0.00
184 KP_CC_FA					
SEGMENT CAPACITY LIBRARY	255.00	383.00	510.00	0.00	0.00

AEP EAST
GENERATION AND FUEL MODULE
INPUT SUMMARY REPORT

QUALIFIER = GAF.INPUT.THERMAL UNIT.

CAPACITY SEGMENTS	1	2	3	4
SEGMENT EMISSIONS LIBRARY				
1 AMOS1_11 SEGMENT EMISSIONS DATA LIBRARY	0.41	0.43	0.43	0.44
2 AMOS2_11 SEGMENT EMISSIONS DATA LIBRARY	0.40	0.41	0.42	0.43
3 AMOS3_11 SEGMENT EMISSIONS DATA LIBRARY	0.59	0.65	0.67	0.69
4 BECK_11 SEGMENT EMISSIONS DATA LIBRARY	0.00	0.00	0.00	0.00
5 BIG 1_11 SEGMENT EMISSIONS DATA LIBRARY	4.70	10.56	12.49	0.00
6 BIG 2_11 SEGMENT EMISSIONS DATA LIBRARY	0.39	0.39	0.38	0.38
7 BIG 2_11 SEGMENT EMISSIONS DATA LIBRARY	0.37	0.37	0.37	0.36
8 CARD1_11 SEGMENT EMISSIONS DATA LIBRARY	0.40	0.45	0.48	0.00
9 CARD2_11 SEGMENT EMISSIONS DATA LIBRARY	0.41	0.45	0.48	0.00
10 CARD3_11 SEGMENT EMISSIONS DATA LIBRARY	0.44	0.49	0.53	0.00
11 CLNR1_11 SEGMENT EMISSIONS DATA LIBRARY	1.68	3.57	4.13	0.00
12 CLNR2_11 SEGMENT EMISSIONS DATA LIBRARY	1.74	3.60	4.14	0.00
13 CLNR3_11 SEGMENT EMISSIONS DATA LIBRARY	1.70	3.50	4.02	0.00
14 CSVL3_11 SEGMENT EMISSIONS DATA LIBRARY	3.69	8.84	11.13	0.00
15 CSVL4_11 SEGMENT EMISSIONS DATA LIBRARY	0.51	0.55	0.56	0.00
16 CSVL5_11 SEGMENT EMISSIONS DATA LIBRARY	2.96	4.65	5.19	0.00
17 CSVL6_11 SEGMENT EMISSIONS DATA LIBRARY	2.89	4.54	5.07	0.00
18 GAV1_11 SEGMENT EMISSIONS DATA LIBRARY	0.65	0.67	0.69	0.70
19 GAV2_11 SEGMENT EMISSIONS DATA LIBRARY	0.58	0.60	0.61	0.62
20 GLN5_11 SEGMENT EMISSIONS DATA LIBRARY	4.96	5.46	5.69	0.00
21 GLN6_11 SEGMENT EMISSIONS DATA LIBRARY	2.93	4.34	4.77	0.00
22 KMR1_11 SEGMENT EMISSIONS DATA LIBRARY	2.52	2.15	1.98	0.00
23 KMR2_11 SEGMENT EMISSIONS DATA LIBRARY	2.58	2.17	2.00	0.00
24 KMR3_11 SEGMENT EMISSIONS DATA LIBRARY	2.45	2.08	1.92	0.00
25 KNWH1_11 SEGMENT EMISSIONS DATA LIBRARY	2.14	5.69	6.33	0.00
26 KNWH2_11 SEGMENT EMISSIONS DATA LIBRARY	1.97	4.96	5.49	0.00
27 SP3_SNCR SEGMENT EMISSIONS DATA LIBRARY	1.62	2.42	2.73	0.00
28 MTN_18% SEGMENT EMISSIONS DATA LIBRARY	0.61	0.70	0.71	0.73
29 MTN_90% SEGMENT EMISSIONS DATA LIBRARY	0.69	0.76	0.77	0.79
30 MTCH1_11 SEGMENT EMISSIONS DATA LIBRARY	0.44	0.47	0.48	0.51
31 MTCH2_11 SEGMENT EMISSIONS DATA LIBRARY	0.42	0.44	0.46	0.48
32 MNTR_11				

SEGMENT EMISSIONS DATA LIBRARY	0.61	0.61	0.62	0.64
33 MTNR_1 SEGMENT EMISSIONS DATA LIBRARY	0.59	0.68	0.68	0.71
34 MR1_11 SEGMENT EMISSIONS DATA LIBRARY	4.89	8.91	10.15	0.00
35 MR2_11 SEGMENT EMISSIONS DATA LIBRARY	3.77	6.56	7.42	0.00
36 MR3_11 SEGMENT EMISSIONS DATA LIBRARY	3.41	6.12	6.94	0.00
37 MR4_11 SEGMENT EMISSIONS DATA LIBRARY	2.79	5.82	6.77	0.00
38 MR5_11 SEGMENT EMISSIONS DATA LIBRARY	0.54	0.57	0.59	0.00
39 SPRN1_11 SEGMENT EMISSIONS DATA LIBRARY	2.06	3.59	4.21	0.00
40 SPRN2_11 SEGMENT EMISSIONS DATA LIBRARY	1.97	3.46	4.06	0.00
41 SPRN3_11 SEGMENT EMISSIONS DATA LIBRARY	2.04	3.60	4.24	0.00
42 SPRN4_11 SEGMENT EMISSIONS DATA LIBRARY	2.00	3.57	4.20	0.00
43 SPRN5_11 SEGMENT EMISSIONS DATA LIBRARY	3.84	4.91	6.07	0.00
44 PCWY_11 SEGMENT EMISSIONS DATA LIBRARY	4.81	7.11	7.81	0.00
45 ROCK1_11 SEGMENT EMISSIONS DATA LIBRARY	1.76	2.39	2.80	3.24
46 ROCK2_11 SEGMENT EMISSIONS DATA LIBRARY	1.72	2.29	2.63	3.02
47 TNRC1_11 SEGMENT EMISSIONS DATA LIBRARY	2.24	2.93	3.25	0.00
48 TNRC2_11 SEGMENT EMISSIONS DATA LIBRARY	2.36	2.98	3.26	0.00
49 TNRC3_11 SEGMENT EMISSIONS DATA LIBRARY	2.16	3.72	4.16	0.00
50 BS2_FGD SEGMENT EMISSIONS DATA LIBRARY	0.47	1.06	1.25	0.00
51 TNRC4_11 SEGMENT EMISSIONS DATA LIBRARY	1.68	2.17	2.30	0.00
52 CD3_11 SEGMENT EMISSIONS DATA LIBRARY	0.43	0.48	0.52	0.00
53 AM1_FGD SEGMENT EMISSIONS DATA LIBRARY	0.42	0.43	0.43	0.44

AEP EAST
GENERATION AND FUEL MODULE
INPUT SUMMARY REPORT

QUALIFIER = GAF.INPUT.THERMAL UNIT.

CAPACITY SEGMENTS	1	2	3	4
SEGMENT EMISSIONS LIBRARY				
54 AM2_FGD SEGMENT EMISSIONS DATA LIBRARY	0.41	0.42	0.42	0.43
55 AM3_FGD SEGMENT EMISSIONS DATA LIBRARY	0.78	0.80	0.83	0.86
56 BS1_SNCR SEGMENT EMISSIONS DATA LIBRARY	2.32	3.86	4.36	0.00
57 BS2_FGD SEGMENT EMISSIONS DATA LIBRARY	0.40	0.40	0.40	0.39
58 CSV4_FGD SEGMENT EMISSIONS DATA LIBRARY	0.56	0.59	0.62	0.00
59 SP4_SNCR SEGMENT EMISSIONS DATA LIBRARY	1.59	2.41	2.73	0.00
60 CSV5_SCR SEGMENT EMISSIONS DATA LIBRARY	0.30	0.47	0.52	0.00
61 CSV6_SCR SEGMENT EMISSIONS DATA LIBRARY	0.29	0.45	0.51	0.00
62 GAV1_CCS SEGMENT EMISSIONS DATA LIBRARY	0.66	0.66	0.68	0.69
63 GAV2_FUP SEGMENT EMISSIONS DATA LIBRARY	0.68	0.68	0.70	0.71
64 GAV2_FUP SEGMENT EMISSIONS DATA LIBRARY	0.77	0.78	0.79	0.80
65 MR5_FGD SEGMENT EMISSIONS DATA LIBRARY	0.47	0.51	0.53	0.00
66 RP1_FGSC SEGMENT EMISSIONS DATA LIBRARY	0.33	0.35	0.35	0.35
67 RP2_FGSC SEGMENT EMISSIONS DATA LIBRARY	0.33	0.35	0.35	0.35
68 TC1_SNCR SEGMENT EMISSIONS DATA LIBRARY	1.68	2.14	2.35	0.00
69 TC2_SNCR SEGMENT EMISSIONS DATA LIBRARY	1.77	2.17	2.36	0.00
70 TC3_SNCR SEGMENT EMISSIONS DATA LIBRARY	1.87	2.57	2.78	0.00

AEP EAST
GENERATION AND FUEL MODULE
INPUT SUMMARY REPORT

QUALIFIER = GAF.INPUT.THERMAL UNIT.

CAPACITY SEGMENTS	1	2	3	4	5
SEGMENT HEAT RATE LIBRARY					











[redacted]

[redacted]

[redacted]

AEP EAST
GENERATION AND FUEL MODULE
INPUT SUMMARY REPORT

QUALIFIER = GAF.INPUT.THERMAL UNIT.

EFFLUENT	1 SO2 (E)						
THERMAL UNIT	1	2	3	4	5	6	7
	AMOS 1	AMOS 2	AMOS_OP 3	BECKJORD 6	BIG SAND 1	BIG SAND 2	CARD 1+2 1
-------- YEAR 2011 --------							
EMISSIONS DATA AT MAXIMUM	0.00	0.00	0.00	0.00	0.00	0.00	0.00
EMISSIONS DATA AT MINIMUM	0.00	0.00	0.00	0.00	0.00	0.00	0.00
EMISSIONS DATA PROFILE	0	0	0	0	0	0	0
-------- YEAR 2012 --------							
-------- YEAR 2013 --------							
-------- YEAR 2014 --------							
-------- YEAR 2015 --------							
-------- YEAR 2016 --------							
-------- YEAR 2017 --------							
-------- YEAR 2018 --------							
-------- YEAR 2019 --------							
-------- YEAR 2020 --------							
-------- YEAR 2021 --------							
-------- YEAR 2022 --------							
-------- YEAR 2023 --------							
-------- YEAR 2024 --------							
-------- YEAR 2025 --------							
-------- YEAR 2026 --------							
-------- YEAR 2027 --------							
-------- YEAR 2028 --------							
-------- YEAR 2029 --------							
-------- YEAR 2030 --------							
-------- YEAR 2031 --------							
-------- YEAR 2032 --------							
-------- YEAR 2033 --------							
-------- YEAR 2034 --------							
-------- YEAR 2035 --------							
-------- YEAR 2036 --------							
-------- YEAR 2037 --------							
-------- YEAR 2038 --------							
-------- YEAR 2039 --------							
-------- YEAR 2040 --------							

EFFLUENT	1 SO2 (E)						
THERMAL UNIT	8	9	10	11	12	13	14
	CARD 1+2 2	CARD 3 3	CLIFTY 1	CLIFTY 2	CLIFTY 3	CLIFTY 4	CLIFTY 5
-------- YEAR 2011 --------							
EMISSIONS DATA AT MAXIMUM	0.00	0.00	0.00	0.00	0.00	0.00	0.00
EMISSIONS DATA AT MINIMUM	0.00	0.00	0.00	0.00	0.00	0.00	0.00
EMISSIONS DATA PROFILE	0	0	0	0	0	0	0
-------- YEAR 2012 --------							
-------- YEAR 2013 --------							
-------- YEAR 2014 --------							
-------- YEAR 2015 --------							
-------- YEAR 2016 --------							
-------- YEAR 2017 --------							
-------- YEAR 2018 --------							
-------- YEAR 2019 --------							
-------- YEAR 2020 --------							
-------- YEAR 2021 --------							
-------- YEAR 2022 --------							

-------- YEAR 2023 --------

-------- YEAR 2024 --------

-------- YEAR 2025 --------

-------- YEAR 2026 --------

-------- YEAR 2027 --------

-------- YEAR 2028 --------

-------- YEAR 2029 --------

-------- YEAR 2030 --------

-------- YEAR 2031 --------

-------- YEAR 2032 --------

-------- YEAR 2033 --------

-------- YEAR 2034 --------

-------- YEAR 2035 --------

-------- YEAR 2036 --------

-------- YEAR 2037 --------

-------- YEAR 2038 --------

-------- YEAR 2039 --------

-------- YEAR 2040 --------

EFFLUENT THERMAL UNIT	1 SO2 (E) 15 CLIFTY 6	16 CLINCH R 1	17 CLINCH R 2	18 CLINCH R 3	19 ROCKP_KP 1	20 ROCKP_KP 2	21 CSVL 1-4 3
-------- YEAR 2011 --------							
EMISSIONS DATA AT MAXIMUM	0.00	0.00	0.00	0.00	0.86	0.78	0.00
EMISSIONS DATA AT MINIMUM	0.00	0.00	0.00	0.00	0.86	0.78	0.00
EMISSIONS DATA PROFILE	0	0	0	0	0	0	0
-------- YEAR 2012 --------							
EMISSIONS DATA AT MAXIMUM	0.00	0.00	0.00	0.00	0.84	0.76	0.00
EMISSIONS DATA AT MINIMUM	0.00	0.00	0.00	0.00	0.84	0.76	0.00
-------- YEAR 2013 --------							
EMISSIONS DATA AT MAXIMUM	0.00	0.00	0.00	0.00	0.87	0.77	0.00
EMISSIONS DATA AT MINIMUM	0.00	0.00	0.00	0.00	0.87	0.77	0.00
-------- YEAR 2014 --------							
EMISSIONS DATA AT MAXIMUM	0.00	0.00	0.00	0.00	0.87	0.78	0.00
EMISSIONS DATA AT MINIMUM	0.00	0.00	0.00	0.00	0.87	0.78	0.00
-------- YEAR 2015 --------							
EMISSIONS DATA AT MAXIMUM	0.00	0.00	0.00	0.00	0.76	0.67	0.00
EMISSIONS DATA AT MINIMUM	0.00	0.00	0.00	0.00	0.76	0.67	0.00

NOTE: DATA DISPLAYED AFTER 2011 ONLY IF
VALUE CHANGED FROM PREVIOUS YEAR.

AEP EAST
GENERATION AND FUEL MODULE
INPUT SUMMARY REPORT

QUALIFIER = GAF.INPUT.THERMAL UNIT.

EFFLUENT THERMAL UNIT	1 SO2 (E) 15 CLIFTY 6	16 CLINCH R 1	17 CLINCH R 2	18 CLINCH R 3	19 ROCKP_KP 1	20 ROCKP_KP 2	21 CSVL 1-4 3
-------- YEAR 2016 --------							
EMISSIONS DATA AT MAXIMUM	0.00	0.00	0.00	0.00	0.76	0.69	0.00
EMISSIONS DATA AT MINIMUM	0.00	0.00	0.00	0.00	0.76	0.69	0.00
-------- YEAR 2017 --------							
EMISSIONS DATA AT MAXIMUM	0.00	0.00	0.00	0.00	0.74	0.65	0.00
EMISSIONS DATA AT MINIMUM	0.00	0.00	0.00	0.00	0.74	0.65	0.00
-------- YEAR 2018 --------							
-------- YEAR 2019 --------							
-------- YEAR 2020 --------							
-------- YEAR 2021 --------							
-------- YEAR 2022 --------							
-------- YEAR 2023 --------							
-------- YEAR 2024 --------							
-------- YEAR 2025 --------							
-------- YEAR 2026 --------							
-------- YEAR 2027 --------							
-------- YEAR 2028 --------							
-------- YEAR 2029 --------							
-------- YEAR 2030 --------							
-------- YEAR 2031 --------							
-------- YEAR 2032 --------							
-------- YEAR 2033 --------							
-------- YEAR 2034 --------							
-------- YEAR 2035 --------							
-------- YEAR 2036 --------							
EMISSIONS DATA AT MAXIMUM	0.00	0.00	0.00	0.00	0.65	0.65	0.00
EMISSIONS DATA AT MINIMUM	0.00	0.00	0.00	0.00	0.65	0.65	0.00
-------- YEAR 2037 --------							
-------- YEAR 2038 --------							
-------- YEAR 2039 --------							
-------- YEAR 2040 --------							

EFFLUENT THERMAL UNIT	1 SO2 (E) 22 CSVL 1-4 4	23 CSVL 5+6 5	24 CSVL 5+6 6	25 D C COOK 1	26 D C COOK 2	27 GAVIN 1	28 GAVIN 2
-------- YEAR 2011 --------							
EMISSIONS DATA AT MAXIMUM	0.00	0.00	0.00	0.00	0.00	0.00	0.00
EMISSIONS DATA AT MINIMUM	0.00	0.00	0.00	0.00	0.00	0.00	0.00
EMISSIONS DATA PROFILE	0	0	0	0	0	0	0
-------- YEAR 2012 --------							
-------- YEAR 2013 --------							
-------- YEAR 2014 --------							
-------- YEAR 2015 --------							
-------- YEAR 2016 --------							
-------- YEAR 2017 --------							
-------- YEAR 2018 --------							
-------- YEAR 2019 --------							
-------- YEAR 2020 --------							
-------- YEAR 2021 --------							
-------- YEAR 2022 --------							
-------- YEAR 2023 --------							
-------- YEAR 2024 --------							
-------- YEAR 2025 --------							

-------- YEAR 2026 --------

-------- YEAR 2027 --------

-------- YEAR 2028 --------

-------- YEAR 2029 --------

-------- YEAR 2030 --------

-------- YEAR 2031 --------

-------- YEAR 2032 --------

-------- YEAR 2033 --------

-------- YEAR 2034 --------

-------- YEAR 2035 --------

-------- YEAR 2036 --------

-------- YEAR 2037 --------

-------- YEAR 2038 --------

-------- YEAR 2039 --------

-------- YEAR 2040 --------

EFFLUENT THERMAL UNIT	1 SO2 (E) 29 GLEN LYN 5	30 GLEN LYN 6	33 KAMMER 1	34 KAMMER 2	35 KAMMER 3	36 KANAWHA 1	37 KANAWHA 2
-------- YEAR 2011 --------							
EMISSIONS DATA AT MAXIMUM	0.00	0.00	0.00	0.00	0.00	0.00	0.00
EMISSIONS DATA AT MINIMUM	0.00	0.00	0.00	0.00	0.00	0.00	0.00
EMISSIONS DATA PROFILE	0	0	0	0	0	0	0

-------- YEAR 2012 --------

-------- YEAR 2013 --------

-------- YEAR 2014 --------

-------- YEAR 2015 --------

-------- YEAR 2016 --------

-------- YEAR 2017 --------

-------- YEAR 2018 --------

-------- YEAR 2019 --------

-------- YEAR 2020 --------

-------- YEAR 2021 --------

-------- YEAR 2022 --------

NOTE: DATA DISPLAYED AFTER 2011 ONLY IF
VALUE CHANGED FROM PREVIOUS YEAR.

AEP EAST
GENERATION AND FUEL MODULE
INPUT SUMMARY REPORT

QUALIFIER = GAF.INPUT.THERMAL UNIT.

EFFLUENT	1 SO2 (E)						
THERMAL UNIT	29	30	33	34	35	36	37
	GLEN LYN	GLEN LYN	KAMMER	KAMMER	KAMMER	KANAWHA	KANAWHA
	5	6	1	2	3	1	2
-------- YEAR 2023 --------							
-------- YEAR 2024 --------							
-------- YEAR 2025 --------							
-------- YEAR 2026 --------							
-------- YEAR 2027 --------							
-------- YEAR 2028 --------							
-------- YEAR 2029 --------							
-------- YEAR 2030 --------							
-------- YEAR 2031 --------							
-------- YEAR 2032 --------							
-------- YEAR 2033 --------							
-------- YEAR 2034 --------							
-------- YEAR 2035 --------							
-------- YEAR 2036 --------							
-------- YEAR 2037 --------							
-------- YEAR 2038 --------							
-------- YEAR 2039 --------							
-------- YEAR 2040 --------							

EFFLUENT	1 SO2 (E)						
THERMAL UNIT	38	39	40	41	42	43	44
	KYGER	KYGER	KYGER	KYGER	KYGER	MITCHELL	MITCHELL
	1	2	3	4	5	1	2
-------- YEAR 2011 --------							
EMISSIONS DATA AT MAXIMUM	0.00	0.00	0.00	0.00	0.00	0.00	0.00
EMISSIONS DATA AT MINIMUM	0.00	0.00	0.00	0.00	0.00	0.00	0.00
EMISSIONS DATA PROFILE	0	0	0	0	0	0	0
-------- YEAR 2012 --------							
-------- YEAR 2013 --------							
-------- YEAR 2014 --------							
-------- YEAR 2015 --------							
-------- YEAR 2016 --------							
-------- YEAR 2017 --------							
-------- YEAR 2018 --------							
-------- YEAR 2019 --------							
-------- YEAR 2020 --------							
-------- YEAR 2021 --------							
-------- YEAR 2022 --------							
-------- YEAR 2023 --------							
-------- YEAR 2024 --------							
-------- YEAR 2025 --------							
-------- YEAR 2026 --------							
-------- YEAR 2027 --------							
-------- YEAR 2028 --------							
-------- YEAR 2029 --------							
-------- YEAR 2030 --------							
-------- YEAR 2031 --------							
-------- YEAR 2032 --------							
-------- YEAR 2033 --------							
-------- YEAR 2034 --------							
-------- YEAR 2035 --------							

-------- YEAR 2036 --------

-------- YEAR 2037 --------

-------- YEAR 2038 --------

-------- YEAR 2039 --------

-------- YEAR 2040 --------

EFFLUENT THERMAL UNIT	1 SO2 (E) 45 MOUNT_ER 1	46 MUSK RVR 1	47 MUSK RVR 2	48 MUSK RVR 3	49 MUSK RVR 4	50 MUSK RVR 5	51 P SPORN 1
-------- YEAR 2011 --------							
EMISSIONS DATA AT MAXIMUM	0.00	0.00	0.00	0.00	0.00	0.00	0.00
EMISSIONS DATA AT MINIMUM	0.00	0.00	0.00	0.00	0.00	0.00	0.00
EMISSIONS DATA PROFILE	0	0	0	0	0	0	0

-------- YEAR 2012 --------

-------- YEAR 2013 --------

-------- YEAR 2014 --------

-------- YEAR 2015 --------

-------- YEAR 2016 --------

-------- YEAR 2017 --------

-------- YEAR 2018 --------

-------- YEAR 2019 --------

-------- YEAR 2020 --------

-------- YEAR 2021 --------

-------- YEAR 2022 --------

-------- YEAR 2023 --------

-------- YEAR 2024 --------

-------- YEAR 2025 --------

-------- YEAR 2026 --------

-------- YEAR 2027 --------

-------- YEAR 2028 --------

-------- YEAR 2029 --------

-------- YEAR 2030 --------

-------- YEAR 2031 --------

-------- YEAR 2032 --------

NOTE: DATA DISPLAYED AFTER 2011 ONLY IF
VALUE CHANGED FROM PREVIOUS YEAR.

AEP EAST
GENERATION AND FUEL MODULE
INPUT SUMMARY REPORT

QUALIFIER = GAF.INPUT.THERMAL UNIT.

EFFLUENT	1 SO2 (E)						
THERMAL UNIT	45	46	47	48	49	50	51
	MOUNT_ER	MUSK RVR	MUSK RVR	MUSK RVR	MUSK RVR	MUSK RVR	P SPORN
	1	1	2	3	4	5	1
-------- YEAR 2033 --------							
-------- YEAR 2034 --------							
-------- YEAR 2035 --------							
-------- YEAR 2036 --------							
-------- YEAR 2037 --------							
-------- YEAR 2038 --------							
-------- YEAR 2039 --------							
-------- YEAR 2040 --------							

EFFLUENT	1 SO2 (E)						
THERMAL UNIT	52	53	54	55	56	57	58
	P SPORN	P SPORN	P SPORN	P SPORN	PICWAY	RPRET_IM	RPRUN_IM
	2	3	4	5	5	1	1
-------- YEAR 2011 --------							
EMISSIONS DATA AT MAXIMUM	0.00	0.00	0.00	0.00	0.00	0.00	0.00
EMISSIONS DATA AT MINIMUM	0.00	0.00	0.00	0.00	0.00	0.00	0.00
EMISSIONS DATA PROFILE	0	0	0	0	0	0	0
-------- YEAR 2012 --------							
-------- YEAR 2013 --------							
-------- YEAR 2014 --------							
-------- YEAR 2015 --------							
-------- YEAR 2016 --------							
-------- YEAR 2017 --------							
-------- YEAR 2018 --------							
-------- YEAR 2019 --------							
-------- YEAR 2020 --------							
-------- YEAR 2021 --------							
-------- YEAR 2022 --------							
-------- YEAR 2023 --------							
-------- YEAR 2024 --------							
-------- YEAR 2025 --------							
-------- YEAR 2026 --------							
-------- YEAR 2027 --------							
-------- YEAR 2028 --------							
-------- YEAR 2029 --------							
-------- YEAR 2030 --------							
-------- YEAR 2031 --------							
-------- YEAR 2032 --------							
-------- YEAR 2033 --------							
-------- YEAR 2034 --------							
-------- YEAR 2035 --------							
-------- YEAR 2036 --------							
-------- YEAR 2037 --------							
-------- YEAR 2038 --------							
-------- YEAR 2039 --------							
-------- YEAR 2040 --------							

EFFLUENT	1 SO2 (E)						
THERMAL UNIT	59	61	62	63	64	65	66
	ROCKP_IM	STUART	STUART	STUART	STUART	AMOS_AP	TANN 1-3
	2	1	2	3	4	3	1
-------- YEAR 2011 --------							
EMISSIONS DATA AT MAXIMUM	0.00	0.00	0.00	0.00	0.00	0.00	0.00
EMISSIONS DATA AT MINIMUM	0.00	0.00	0.00	0.00	0.00	0.00	0.00
EMISSIONS DATA PROFILE	0	0	0	0	0	0	0

-------- YEAR 2012 --------

-------- YEAR 2013 --------

-------- YEAR 2014 --------

-------- YEAR 2015 --------

-------- YEAR 2016 --------

-------- YEAR 2017 --------

-------- YEAR 2018 --------

-------- YEAR 2019 --------

-------- YEAR 2020 --------

-------- YEAR 2021 --------

-------- YEAR 2022 --------

-------- YEAR 2023 --------

-------- YEAR 2024 --------

-------- YEAR 2025 --------

-------- YEAR 2026 --------

-------- YEAR 2027 --------

-------- YEAR 2028 --------

-------- YEAR 2029 --------

-------- YEAR 2030 --------

-------- YEAR 2031 --------

-------- YEAR 2032 --------

-------- YEAR 2033 --------

-------- YEAR 2034 --------

-------- YEAR 2035 --------

-------- YEAR 2036 --------

-------- YEAR 2037 --------

-------- YEAR 2038 --------

-------- YEAR 2039 --------

-------- YEAR 2040 --------

NOTE: DATA DISPLAYED AFTER 2011 ONLY IF
VALUE CHANGED FROM PREVIOUS YEAR.

AEP EAST
GENERATION AND FUEL MODULE
INPUT SUMMARY REPORT

QUALIFIER = GAF.INPUT.THERMAL UNIT.

EFFLUENT	1 SO2 (E)						
THERMAL UNIT	67	68	69	70	71	72	73
	TANN 1-3	TANN 1-3	TANN 4	ZIMMER	ROBTMONE	ROBTMONE	ROBTMONE
	2	3	4	1	1	2	3
-------- YEAR 2011 --------							
EMISSIONS DATA AT MAXIMUM	0.00	0.00	0.00	0.00	0.00	0.00	0.00
EMISSIONS DATA AT MINIMUM	0.00	0.00	0.00	0.00	0.00	0.00	0.00
EMISSIONS DATA PROFILE	0	0	0	0	0	0	0
-------- YEAR 2012 --------							
-------- YEAR 2013 --------							
-------- YEAR 2014 --------							
-------- YEAR 2015 --------							
-------- YEAR 2016 --------							
-------- YEAR 2017 --------							
-------- YEAR 2018 --------							
-------- YEAR 2019 --------							
-------- YEAR 2020 --------							
-------- YEAR 2021 --------							
-------- YEAR 2022 --------							
-------- YEAR 2023 --------							
-------- YEAR 2024 --------							
-------- YEAR 2025 --------							
-------- YEAR 2026 --------							
-------- YEAR 2027 --------							
-------- YEAR 2028 --------							
-------- YEAR 2029 --------							
-------- YEAR 2030 --------							
-------- YEAR 2031 --------							
-------- YEAR 2032 --------							
-------- YEAR 2033 --------							
-------- YEAR 2034 --------							
-------- YEAR 2035 --------							
-------- YEAR 2036 --------							
-------- YEAR 2037 --------							
-------- YEAR 2038 --------							
-------- YEAR 2039 --------							
-------- YEAR 2040 --------							

EFFLUENT	1 SO2 (E)						
THERMAL UNIT	75	76	77	78	79	80	81
	CEREDO	CEREDO	CEREDO	CEREDO	CEREDO	CEREDO	DARBY
	1	2	3	4	5	6	1
-------- YEAR 2011 --------							
EMISSIONS DATA AT MAXIMUM	0.00	0.00	0.00	0.00	0.00	0.00	0.00
EMISSIONS DATA AT MINIMUM	0.00	0.00	0.00	0.00	0.00	0.00	0.00
EMISSIONS DATA PROFILE	0	0	0	0	0	0	0
-------- YEAR 2012 --------							
-------- YEAR 2013 --------							
-------- YEAR 2014 --------							
-------- YEAR 2015 --------							
-------- YEAR 2016 --------							
-------- YEAR 2017 --------							
-------- YEAR 2018 --------							
-------- YEAR 2019 --------							
-------- YEAR 2020 --------							
-------- YEAR 2021 --------							
-------- YEAR 2022 --------							

-------- YEAR 2023 --------

-------- YEAR 2024 --------

-------- YEAR 2025 --------

-------- YEAR 2026 --------

-------- YEAR 2027 --------

-------- YEAR 2028 --------

-------- YEAR 2029 --------

-------- YEAR 2030 --------

-------- YEAR 2031 --------

-------- YEAR 2032 --------

-------- YEAR 2033 --------

-------- YEAR 2034 --------

-------- YEAR 2035 --------

-------- YEAR 2036 --------

-------- YEAR 2037 --------

-------- YEAR 2038 --------

-------- YEAR 2039 --------

-------- YEAR 2040 --------

EFFLUENT	1 SO2 (E)						
THERMAL UNIT	82	83	84	85	86	87	88
	DARBY	DARBY	DARBY	DARBY	DARBY	LWBG WIN	LWBG WIN
	2	3	4	5	6	1	2
-------- YEAR 2011 --------							
EMISSIONS DATA AT MAXIMUM	0.00	0.00	0.00	0.00	0.00	0.00	0.00
EMISSIONS DATA AT MINIMUM	0.00	0.00	0.00	0.00	0.00	0.00	0.00
EMISSIONS DATA PROFILE	0	0	0	0	0	0	0

-------- YEAR 2012 --------

-------- YEAR 2013 --------

-------- YEAR 2014 --------

-------- YEAR 2015 --------

-------- YEAR 2016 --------

-------- YEAR 2017 --------

-------- YEAR 2018 --------

-------- YEAR 2019 --------

NOTE: DATA DISPLAYED AFTER 2011 ONLY IF
VALUE CHANGED FROM PREVIOUS YEAR.

AEP EAST
GENERATION AND FUEL MODULE
INPUT SUMMARY REPORT

QUALIFIER = GAF.INPUT.THERMAL UNIT.

EFFLUENT THERMAL UNIT	1 SO2 (E) 82 DARBY 2	83 DARBY 3	84 DARBY 4	85 DARBY 5	86 DARBY 6	87 LWBG WIN 1	88 LWBG WIN 2
-------- YEAR 2020 --------							
-------- YEAR 2021 --------							
-------- YEAR 2022 --------							
-------- YEAR 2023 --------							
-------- YEAR 2024 --------							
-------- YEAR 2025 --------							
-------- YEAR 2026 --------							
-------- YEAR 2027 --------							
-------- YEAR 2028 --------							
-------- YEAR 2029 --------							
-------- YEAR 2030 --------							
-------- YEAR 2031 --------							
-------- YEAR 2032 --------							
-------- YEAR 2033 --------							
-------- YEAR 2034 --------							
-------- YEAR 2035 --------							
-------- YEAR 2036 --------							
-------- YEAR 2037 --------							
-------- YEAR 2038 --------							
-------- YEAR 2039 --------							
-------- YEAR 2040 --------							

EFFLUENT THERMAL UNIT	1 SO2 (E) 89 LWBG SMR 1	90 LWBG SMR 2	91 WATR CC 1	92 WATR2 1	93 DRESDEN 1	94 DRESD2 1	101 NUCLEAR 1
-------- YEAR 2011 --------							
EMISSIONS DATA AT MAXIMUM	0.00	0.00	0.00	0.00	0.00	0.00	0.00
EMISSIONS DATA AT MINIMUM	0.00	0.00	0.00	0.00	0.00	0.00	0.00
EMISSIONS DATA PROFILE	0	0	0	0	0	0	0
-------- YEAR 2012 --------							
-------- YEAR 2013 --------							
-------- YEAR 2014 --------							
-------- YEAR 2015 --------							
-------- YEAR 2016 --------							
-------- YEAR 2017 --------							
-------- YEAR 2018 --------							
-------- YEAR 2019 --------							
-------- YEAR 2020 --------							
-------- YEAR 2021 --------							
-------- YEAR 2022 --------							
-------- YEAR 2023 --------							
-------- YEAR 2024 --------							
-------- YEAR 2025 --------							
-------- YEAR 2026 --------							
-------- YEAR 2027 --------							
-------- YEAR 2028 --------							
-------- YEAR 2029 --------							
-------- YEAR 2030 --------							
-------- YEAR 2031 --------							
-------- YEAR 2032 --------							

-------- YEAR 2033 --------

-------- YEAR 2034 --------

-------- YEAR 2035 --------

-------- YEAR 2036 --------

-------- YEAR 2037 --------

-------- YEAR 2038 --------

-------- YEAR 2039 --------

-------- YEAR 2040 --------

EFFLUENT THERMAL UNIT	1 SO2 (E) 102 UPC_NCCS 1	103 PC_UL_SU 1	104 UPC_RCCS 1	105 IGC_NCCS 1	106 IGCC GE 1	107 IGC_RCCS 1	108 CC 2X1FB 1
-------- YEAR 2011 --------							
EMISSIONS DATA AT MAXIMUM	0.00	0.00	0.00	0.00	0.00	0.00	0.00
EMISSIONS DATA AT MINIMUM	0.00	0.00	0.00	0.00	0.00	0.00	0.00
EMISSIONS DATA PROFILE	0	0	0	0	0	0	0

-------- YEAR 2012 --------

-------- YEAR 2013 --------

-------- YEAR 2014 --------

-------- YEAR 2015 --------

-------- YEAR 2016 --------

-------- YEAR 2017 --------

-------- YEAR 2018 --------

-------- YEAR 2019 --------

-------- YEAR 2020 --------

-------- YEAR 2021 --------

-------- YEAR 2022 --------

-------- YEAR 2023 --------

-------- YEAR 2024 --------

-------- YEAR 2025 --------

-------- YEAR 2026 --------

-------- YEAR 2027 --------

-------- YEAR 2028 --------

-------- YEAR 2029 --------

NOTE: DATA DISPLAYED AFTER 2011 ONLY IF
VALUE CHANGED FROM PREVIOUS YEAR.

AEP EAST
GENERATION AND FUEL MODULE
INPUT SUMMARY REPORT

QUALIFIER = GAF.INPUT.THERMAL UNIT.

EFFLUENT	1 SO2 (E)						
THERMAL UNIT	102	103	104	105	106	107	108
	UPC_NCCS	PC_UL_SU	UPC_RCCS	IGC_NCCS	IGCC GE	IGC_RCCS	CC 2X1FB
	1	1	1	1	1	1	1
-------- YEAR 2030 --------							
-------- YEAR 2031 --------							
-------- YEAR 2032 --------							
-------- YEAR 2033 --------							
-------- YEAR 2034 --------							
-------- YEAR 2035 --------							
-------- YEAR 2036 --------							
-------- YEAR 2037 --------							
-------- YEAR 2038 --------							
-------- YEAR 2039 --------							
-------- YEAR 2040 --------							

EFFLUENT	1 SO2 (E)						
THERMAL UNIT	109	110	111	114	115	124	125
	CC 2x1FA	CC 1x17H	BS2_CC	CT GE7FA	CT_GE7EA	BS2_FGD	BS1_FGD
	1	1	1	1	1	2	1
-------- YEAR 2011 --------							
EMISSIONS DATA AT MAXIMUM	0.00	0.00	0.00	0.00	0.00	0.00	0.00
EMISSIONS DATA AT MINIMUM	0.00	0.00	0.00	0.00	0.00	0.00	0.00
EMISSIONS DATA PROFILE	0	0	0	0	0	0	0
-------- YEAR 2012 --------							
-------- YEAR 2013 --------							
-------- YEAR 2014 --------							
-------- YEAR 2015 --------							
-------- YEAR 2016 --------							
-------- YEAR 2017 --------							
-------- YEAR 2018 --------							
-------- YEAR 2019 --------							
-------- YEAR 2020 --------							
-------- YEAR 2021 --------							
-------- YEAR 2022 --------							
-------- YEAR 2023 --------							
-------- YEAR 2024 --------							
-------- YEAR 2025 --------							
-------- YEAR 2026 --------							
-------- YEAR 2027 --------							
-------- YEAR 2028 --------							
-------- YEAR 2029 --------							
-------- YEAR 2030 --------							
-------- YEAR 2031 --------							
-------- YEAR 2032 --------							
-------- YEAR 2033 --------							
-------- YEAR 2034 --------							
-------- YEAR 2035 --------							
-------- YEAR 2036 --------							
-------- YEAR 2037 --------							
-------- YEAR 2038 --------							
-------- YEAR 2039 --------							
-------- YEAR 2040 --------							

EFFLUENT	1 SO2 (E)						
THERMAL UNIT	126	127	129	130	131	132	133
	CSV5_SCR	CSV6_SCR	CR1_NGCC	CR2_NGCC	MR5_NGCC	MR5_FGD	RP1D_IM
	5	6	1	2	5	5	1

-------- YEAR 2011 --------

EMISSIONS DATA AT MAXIMUM	0.00	0.00	0.00	0.00	0.00	0.00	0.00
EMISSIONS DATA AT MINIMUM	0.00	0.00	0.00	0.00	0.00	0.00	0.00
EMISSIONS DATA PROFILE	0	0	0	0	0	0	0

-------- YEAR 2012 --------

-------- YEAR 2013 --------

-------- YEAR 2014 --------

-------- YEAR 2015 --------

-------- YEAR 2016 --------

-------- YEAR 2017 --------

-------- YEAR 2018 --------

-------- YEAR 2019 --------

-------- YEAR 2020 --------

-------- YEAR 2021 --------

-------- YEAR 2022 --------

-------- YEAR 2023 --------

-------- YEAR 2024 --------

-------- YEAR 2025 --------

-------- YEAR 2026 --------

-------- YEAR 2027 --------

-------- YEAR 2028 --------

-------- YEAR 2029 --------

-------- YEAR 2030 --------

-------- YEAR 2031 --------

-------- YEAR 2032 --------

-------- YEAR 2033 --------

-------- YEAR 2034 --------

-------- YEAR 2035 --------

-------- YEAR 2036 --------

-------- YEAR 2037 --------

-------- YEAR 2038 --------

-------- YEAR 2039 --------

NOTE: DATA DISPLAYED AFTER 2011 ONLY IF
VALUE CHANGED FROM PREVIOUS YEAR.

AEP EAST
GENERATION AND FUEL MODULE
INPUT SUMMARY REPORT

QUALIFIER = GAF.INPUT.THERMAL UNIT.

EFFLUENT	1 SO2 (E)						
THERMAL UNIT	126	127	129	130	131	132	133
	CSV5_SCR	CSV6_SCR	CR1_NGCC	CR2_NGCC	MR5_NGCC	MR5_FGD	RP1D_IM
	5	6	1	2	5	5	1
-------- YEAR 2040 --------							

EFFLUENT	1 SO2 (E)						
THERMAL UNIT	134	135	136	137	144	145	146
	RP2D_IM	TAN4_FGD	RP1D_KP	RP2D_KP	TC4_ESP	A390% AP	A390%OP
	2	4	1	2	4	3	3
-------- YEAR 2011 --------							
EMISSIONS DATA AT MAXIMUM	0.00	0.00	0.10	0.62	0.00	0.00	0.00
EMISSIONS DATA AT MINIMUM	0.00	0.00	0.10	0.62	0.00	0.00	0.00
EMISSIONS DATA PROFILE	0	0	0	0	0	0	0
-------- YEAR 2012 --------							
EMISSIONS DATA AT MAXIMUM	0.00	0.00	0.10	0.61	0.00	0.00	0.00
EMISSIONS DATA AT MINIMUM	0.00	0.00	0.10	0.61	0.00	0.00	0.00
-------- YEAR 2013 --------							
EMISSIONS DATA AT MAXIMUM	0.00	0.00	0.10	0.62	0.00	0.00	0.00
EMISSIONS DATA AT MINIMUM	0.00	0.00	0.10	0.62	0.00	0.00	0.00
-------- YEAR 2014 --------							
EMISSIONS DATA AT MAXIMUM	0.00	0.00	0.10	0.62	0.00	0.00	0.00
EMISSIONS DATA AT MINIMUM	0.00	0.00	0.10	0.62	0.00	0.00	0.00
-------- YEAR 2015 --------							
EMISSIONS DATA AT MAXIMUM	0.00	0.00	0.10	0.54	0.00	0.00	0.00
EMISSIONS DATA AT MINIMUM	0.00	0.00	0.10	0.54	0.00	0.00	0.00
-------- YEAR 2016 --------							
EMISSIONS DATA AT MAXIMUM	0.00	0.00	0.10	0.55	0.00	0.00	0.00
EMISSIONS DATA AT MINIMUM	0.00	0.00	0.10	0.55	0.00	0.00	0.00
-------- YEAR 2017 --------							
EMISSIONS DATA AT MAXIMUM	0.00	0.00	0.10	0.52	0.00	0.00	0.00
EMISSIONS DATA AT MINIMUM	0.00	0.00	0.10	0.52	0.00	0.00	0.00
-------- YEAR 2018 --------							
-------- YEAR 2019 --------							
-------- YEAR 2020 --------							
-------- YEAR 2021 --------							
-------- YEAR 2022 --------							
-------- YEAR 2023 --------							
-------- YEAR 2024 --------							
-------- YEAR 2025 --------							
-------- YEAR 2026 --------							
-------- YEAR 2027 --------							
-------- YEAR 2028 --------							
-------- YEAR 2029 --------							
-------- YEAR 2030 --------							
-------- YEAR 2031 --------							
-------- YEAR 2032 --------							
-------- YEAR 2033 --------							
-------- YEAR 2034 --------							
-------- YEAR 2035 --------							
-------- YEAR 2036 --------							
-------- YEAR 2037 --------							
-------- YEAR 2038 --------							
-------- YEAR 2039 --------							
-------- YEAR 2040 --------							

EFFLUENT	1 SO2 (E)						
THERMAL UNIT	147	148	149	150	151	153	154
	MTN_90%	RPT1_90%	RPT2_90%	GV1_90%	GV2_90%	MTN_18%	CC_FA_KP
	1	1	2	1	2	1	1
-------- YEAR 2011 --------							
EMISSIONS DATA AT MAXIMUM	0.00	0.03	0.02	0.00	0.00	0.00	0.00
EMISSIONS DATA AT MINIMUM	0.00	0.03	0.02	0.00	0.00	0.00	0.00
EMISSIONS DATA PROFILE	0	0	0	0	0	0	0
-------- YEAR 2012 --------							

-------- YEAR 2013 --------

-------- YEAR 2014 --------

-------- YEAR 2015 --------

-------- YEAR 2016 --------

-------- YEAR 2017 --------

-------- YEAR 2018 --------

-------- YEAR 2019 --------

EMISSIONS DATA AT MAXIMUM	0.00	0.02	0.02	0.00	0.00	0.00	0.00
EMISSIONS DATA AT MINIMUM	0.00	0.02	0.02	0.00	0.00	0.00	0.00

-------- YEAR 2020 --------

-------- YEAR 2021 --------

-------- YEAR 2022 --------

-------- YEAR 2023 --------

-------- YEAR 2024 --------

-------- YEAR 2025 --------

-------- YEAR 2026 --------

-------- YEAR 2027 --------

-------- YEAR 2028 --------

-------- YEAR 2029 --------

-------- YEAR 2030 --------

-------- YEAR 2031 --------

-------- YEAR 2032 --------

-------- YEAR 2033 --------

-------- YEAR 2034 --------

-------- YEAR 2035 --------

-------- YEAR 2036 --------

-------- YEAR 2037 --------

-------- YEAR 2038 --------

-------- YEAR 2039 --------

-------- YEAR 2040 --------

NOTE: DATA DISPLAYED AFTER 2011 ONLY IF
VALUE CHANGED FROM PREVIOUS YEAR.

AEP EAST
GENERATION AND FUEL MODULE
INPUT SUMMARY REPORT

QUALIFIER = GAF.INPUT.THERMAL UNIT.

EFFLUENT	1 SO2 (E)						
THERMAL UNIT	155	156	157	158	159	160	161
	CT_OHIO	CC_OH	CT_I&M	CC_I&M	CT_APCO	CC_APCO	CT_KPCO
	1	1	1	1	1	1	1
-------- YEAR 2011 --------							
EMISSIONS DATA AT MAXIMUM	0.00	0.00	0.00	0.00	0.00	0.00	0.00
EMISSIONS DATA AT MINIMUM	0.00	0.00	0.00	0.00	0.00	0.00	0.00
EMISSIONS DATA PROFILE	0	0	0	0	0	0	0
-------- YEAR 2012 --------							
-------- YEAR 2013 --------							
-------- YEAR 2014 --------							
-------- YEAR 2015 --------							
-------- YEAR 2016 --------							
-------- YEAR 2017 --------							
-------- YEAR 2018 --------							
-------- YEAR 2019 --------							
-------- YEAR 2020 --------							
-------- YEAR 2021 --------							
-------- YEAR 2022 --------							
-------- YEAR 2023 --------							
-------- YEAR 2024 --------							
-------- YEAR 2025 --------							
-------- YEAR 2026 --------							
-------- YEAR 2027 --------							
-------- YEAR 2028 --------							
-------- YEAR 2029 --------							
-------- YEAR 2030 --------							
-------- YEAR 2031 --------							
-------- YEAR 2032 --------							
-------- YEAR 2033 --------							
-------- YEAR 2034 --------							
-------- YEAR 2035 --------							
-------- YEAR 2036 --------							
-------- YEAR 2037 --------							
-------- YEAR 2038 --------							
-------- YEAR 2039 --------							
-------- YEAR 2040 --------							

EFFLUENT	1 SO2 (E)						
THERMAL UNIT	162	163	164	165	166	168	169
	CC_KPCO	BS2 FGD	BS2 FGD	BS2 FGD	BS2 FGD	IGCC AP	PC_UL_AP
	1	1	5	22	23	1	1
-------- YEAR 2011 --------							
EMISSIONS DATA AT MAXIMUM	0.00	0.00	0.00	0.00	0.00	0.00	0.00
EMISSIONS DATA AT MINIMUM	0.00	0.00	0.00	0.00	0.00	0.00	0.00
EMISSIONS DATA PROFILE	0	0	0	0	0	0	0
-------- YEAR 2012 --------							
-------- YEAR 2013 --------							
-------- YEAR 2014 --------							
-------- YEAR 2015 --------							
-------- YEAR 2016 --------							
-------- YEAR 2017 --------							
-------- YEAR 2018 --------							
-------- YEAR 2019 --------							
-------- YEAR 2020 --------							
-------- YEAR 2021 --------							
-------- YEAR 2022 --------							

-------- YEAR 2023 --------

-------- YEAR 2024 --------

-------- YEAR 2025 --------

-------- YEAR 2026 --------

-------- YEAR 2027 --------

-------- YEAR 2028 --------

-------- YEAR 2029 --------

-------- YEAR 2030 --------

-------- YEAR 2031 --------

-------- YEAR 2032 --------

-------- YEAR 2033 --------

-------- YEAR 2034 --------

-------- YEAR 2035 --------

-------- YEAR 2036 --------

-------- YEAR 2037 --------

-------- YEAR 2038 --------

-------- YEAR 2039 --------

-------- YEAR 2040 --------

EFFLUENT	1 SO2 (E)						
THERMAL UNIT	170	171	172	173	174	175	176
	Nuke_AP	IGCC IM	PC_UL_IM	NUKE_IM	IGCC KP	PC_UL_KP	NUKE_KP
	1	1	1	1	1	1	1
-------- YEAR 2011 --------							
EMISSIONS DATA AT MAXIMUM	0.00	0.00	0.00	0.00	0.00	0.00	0.00
EMISSIONS DATA AT MINIMUM	0.00	0.00	0.00	0.00	0.00	0.00	0.00
EMISSIONS DATA PROFILE	0	0	0	0	0	0	0

-------- YEAR 2012 --------

-------- YEAR 2013 --------

-------- YEAR 2014 --------

-------- YEAR 2015 --------

-------- YEAR 2016 --------

-------- YEAR 2017 --------

-------- YEAR 2018 --------

-------- YEAR 2019 --------

NOTE: DATA DISPLAYED AFTER 2011 ONLY IF
VALUE CHANGED FROM PREVIOUS YEAR.

AEP EAST
GENERATION AND FUEL MODULE
INPUT SUMMARY REPORT

QUALIFIER = GAF.INPUT.THERMAL UNIT.

EFFLUENT THERMAL UNIT	1 SO2 (E) 170 Nuke_AP 1	171 IGCC IM 1	172 PC_UL_IM 1	173 NUKE_IM 1	174 IGCC KP 1	175 PC_UL_KP 1	176 NUKE_KP 1
-------- YEAR 2020 --------							
-------- YEAR 2021 --------							
-------- YEAR 2022 --------							
-------- YEAR 2023 --------							
-------- YEAR 2024 --------							
-------- YEAR 2025 --------							
-------- YEAR 2026 --------							
-------- YEAR 2027 --------							
-------- YEAR 2028 --------							
-------- YEAR 2029 --------							
-------- YEAR 2030 --------							
-------- YEAR 2031 --------							
-------- YEAR 2032 --------							
-------- YEAR 2033 --------							
-------- YEAR 2034 --------							
-------- YEAR 2035 --------							
-------- YEAR 2036 --------							
-------- YEAR 2037 --------							
-------- YEAR 2038 --------							
-------- YEAR 2039 --------							
-------- YEAR 2040 --------							

EFFLUENT THERMAL UNIT	1 SO2 (E) 177 IGCC OH 1	178 PC_UL_OH 1	179 NUKE OH 1	181 RP1D_03 1	182 RP1D_04 1	183 RP1D_08 1	184 RP1D_20 1
-------- YEAR 2011 --------							
EMISSIONS DATA AT MAXIMUM	0.00	0.00	0.00	0.00	0.09	0.12	0.12
EMISSIONS DATA AT MINIMUM	0.00	0.00	0.00	0.00	0.09	0.12	0.12
EMISSIONS DATA PROFILE	0	0	0	0	0	0	0
-------- YEAR 2012 --------							
-------- YEAR 2013 --------							
-------- YEAR 2014 --------							
-------- YEAR 2015 --------							
-------- YEAR 2016 --------							
-------- YEAR 2017 --------							
-------- YEAR 2018 --------							
-------- YEAR 2019 --------							
-------- YEAR 2020 --------							
-------- YEAR 2021 --------							
-------- YEAR 2022 --------							
-------- YEAR 2023 --------							
-------- YEAR 2024 --------							
-------- YEAR 2025 --------							
-------- YEAR 2026 --------							
-------- YEAR 2027 --------							
-------- YEAR 2028 --------							
-------- YEAR 2029 --------							
-------- YEAR 2030 --------							
-------- YEAR 2031 --------							
-------- YEAR 2032 --------							

-------- YEAR 2033 --------

-------- YEAR 2034 --------

-------- YEAR 2035 --------

-------- YEAR 2036 --------

-------- YEAR 2037 --------

-------- YEAR 2038 --------

-------- YEAR 2039 --------

-------- YEAR 2040 --------

EFFLUENT THERMAL UNIT	1 SO2 (E) 186 RP1TR_IM 1	187 RP2TR_IM 2	188 RP1TR_KP 1	189 RP2TR_KP 2	190 T4_TRONA 4	191 T4_TRCCR 4	201 0
-------- YEAR 2011 --------							
EMISSIONS DATA AT MAXIMUM	0.00	0.00	0.69	0.62	0.00	0.00	0.00
EMISSIONS DATA AT MINIMUM	0.00	0.00	0.69	0.62	0.00	0.00	0.00
EMISSIONS DATA PROFILE	0	0	0	0	0	0	0
-------- YEAR 2012 --------							
EMISSIONS DATA AT MAXIMUM	0.00	0.00	0.67	0.61	0.00	0.00	0.00
EMISSIONS DATA AT MINIMUM	0.00	0.00	0.67	0.61	0.00	0.00	0.00
-------- YEAR 2013 --------							
EMISSIONS DATA AT MAXIMUM	0.00	0.00	0.70	0.62	0.00	0.00	0.00
EMISSIONS DATA AT MINIMUM	0.00	0.00	0.70	0.62	0.00	0.00	0.00
-------- YEAR 2014 --------							
EMISSIONS DATA AT MAXIMUM	0.00	0.00	0.70	0.62	0.00	0.00	0.00
EMISSIONS DATA AT MINIMUM	0.00	0.00	0.70	0.62	0.00	0.00	0.00
-------- YEAR 2015 --------							
EMISSIONS DATA AT MAXIMUM	0.00	0.00	0.61	0.54	0.00	0.00	0.00
EMISSIONS DATA AT MINIMUM	0.00	0.00	0.61	0.54	0.00	0.00	0.00
-------- YEAR 2016 --------							
EMISSIONS DATA AT MAXIMUM	0.00	0.00	0.61	0.55	0.00	0.00	0.00
EMISSIONS DATA AT MINIMUM	0.00	0.00	0.61	0.55	0.00	0.00	0.00
-------- YEAR 2017 --------							
EMISSIONS DATA AT MAXIMUM	0.00	0.00	0.59	0.52	0.00	0.00	0.00
EMISSIONS DATA AT MINIMUM	0.00	0.00	0.59	0.52	0.00	0.00	0.00

-------- YEAR 2018 --------

-------- YEAR 2019 --------

-------- YEAR 2020 --------

-------- YEAR 2021 --------

-------- YEAR 2022 --------

-------- YEAR 2023 --------

NOTE: DATA DISPLAYED AFTER 2011 ONLY IF
VALUE CHANGED FROM PREVIOUS YEAR.

AEP EAST
GENERATION AND FUEL MODULE
INPUT SUMMARY REPORT

QUALIFIER = GAF.INPUT.THERMAL UNIT.

EFFLUENT	1 SO2 (E)						
THERMAL UNIT	186	187	188	189	190	191	201
	RP1TR_IM	RP2TR_IM	RP1TR_KP	RP2TR_KP	T4_TRONA	T4_TRCCR	
	1	2	1	2	4	4	0
-------- YEAR 2024 --------							
-------- YEAR 2025 --------							
-------- YEAR 2026 --------							
-------- YEAR 2027 --------							
-------- YEAR 2028 --------							
-------- YEAR 2029 --------							
-------- YEAR 2030 --------							
-------- YEAR 2031 --------							
-------- YEAR 2032 --------							
-------- YEAR 2033 --------							
-------- YEAR 2034 --------							
-------- YEAR 2035 --------							
-------- YEAR 2036 --------							
EMISSIONS DATA AT MAXIMUM	0.00	0.00	0.52	0.52	0.00	0.00	0.00
EMISSIONS DATA AT MINIMUM	0.00	0.00	0.52	0.52	0.00	0.00	0.00
-------- YEAR 2037 --------							
-------- YEAR 2038 --------							
-------- YEAR 2039 --------							
-------- YEAR 2040 --------							

EFFLUENT	1 SO2 (E)						
THERMAL UNIT	223	224	228	229	230	231	232
	MR_STKR1	MR_STKR2	AMS3_SI	BS2_SI	MR5_CF	MR5_SI	RPT1_CF
	1	1	3	2	5	5	1
-------- YEAR 2011 --------							
EMISSIONS DATA AT MAXIMUM	0.00	0.00	0.00	0.00	0.00	0.00	0.88
EMISSIONS DATA AT MINIMUM	0.00	0.00	0.00	0.00	0.00	0.00	0.00
EMISSIONS DATA PROFILE	0	0	0	0	0	0	0
-------- YEAR 2012 --------							
-------- YEAR 2013 --------							
-------- YEAR 2014 --------							
-------- YEAR 2015 --------							
-------- YEAR 2016 --------							
-------- YEAR 2017 --------							
-------- YEAR 2018 --------							
-------- YEAR 2019 --------							
-------- YEAR 2020 --------							
-------- YEAR 2021 --------							
-------- YEAR 2022 --------							
-------- YEAR 2023 --------							
-------- YEAR 2024 --------							
-------- YEAR 2025 --------							
-------- YEAR 2026 --------							
-------- YEAR 2027 --------							
-------- YEAR 2028 --------							
-------- YEAR 2029 --------							
-------- YEAR 2030 --------							
-------- YEAR 2031 --------							
-------- YEAR 2032 --------							
-------- YEAR 2033 --------							
-------- YEAR 2034 --------							
-------- YEAR 2035 --------							

-------- YEAR 2036 --------

-------- YEAR 2037 --------

-------- YEAR 2038 --------

-------- YEAR 2039 --------

-------- YEAR 2040 --------

EFFLUENT	1 SO2 (E)						
THERMAL UNIT	233	234	235	251	252	253	254
	RPT2_CF	RPT1_SI	RPT2_SI	DC1_HPT	DC1_IS	DC1_EFF	DC1_17
	2	1	2	1	1	1	1
-------- YEAR 2011 --------							
EMISSIONS DATA AT MAXIMUM	0.88	0.03	0.02	0.00	0.00	0.00	0.00
EMISSIONS DATA AT MINIMUM	0.00	0.00	0.00	0.00	0.00	0.00	0.00
EMISSIONS DATA PROFILE	0	0	0	0	0	0	0
-------- YEAR 2012 --------							
-------- YEAR 2013 --------							
-------- YEAR 2014 --------							
-------- YEAR 2015 --------							
-------- YEAR 2016 --------							
-------- YEAR 2017 --------							
-------- YEAR 2018 --------							
-------- YEAR 2019 --------							
EMISSIONS DATA AT MAXIMUM	0.88	0.02	0.02	0.00	0.00	0.00	0.00
-------- YEAR 2020 --------							
-------- YEAR 2021 --------							
-------- YEAR 2022 --------							
-------- YEAR 2023 --------							
-------- YEAR 2024 --------							
-------- YEAR 2025 --------							
-------- YEAR 2026 --------							
-------- YEAR 2027 --------							
-------- YEAR 2028 --------							
-------- YEAR 2029 --------							
-------- YEAR 2030 --------							
-------- YEAR 2031 --------							
-------- YEAR 2032 --------							

NOTE: DATA DISPLAYED AFTER 2011 ONLY IF
VALUE CHANGED FROM PREVIOUS YEAR.

AEP EAST
GENERATION AND FUEL MODULE
INPUT SUMMARY REPORT

QUALIFIER = GAF.INPUT.THERMAL UNIT.

EFFLUENT	1 SO2 (E)						
THERMAL UNIT	233	234	235	251	252	253	254
	RPT2_CF	RPT1_SI	RPT2_SI	DC1_HPT	DC1_IS	DC1_EFF	DC1_17
	2	1	2	1	1	1	1
-------- YEAR 2033 --------							
-------- YEAR 2034 --------							
-------- YEAR 2035 --------							
-------- YEAR 2036 --------							
-------- YEAR 2037 --------							
-------- YEAR 2038 --------							
-------- YEAR 2039 --------							
-------- YEAR 2040 --------							

EFFLUENT	1 SO2 (E)						
THERMAL UNIT	255	257	258	259	260	269	270
	DC1_3800	DC2_HPT	DC2_EFF	DC2_SPU	DC2_3800	BIGSD_15	BIGSD_GP
	1	2	2	2	2	1	1
-------- YEAR 2011 --------							
EMISSIONS DATA AT MAXIMUM	0.00	0.00	0.00	0.00	0.00	0.00	0.00
EMISSIONS DATA AT MINIMUM	0.00	0.00	0.00	0.00	0.00	0.00	0.00
EMISSIONS DATA PROFILE	0	0	0	0	0	0	0
-------- YEAR 2012 --------							
-------- YEAR 2013 --------							
-------- YEAR 2014 --------							
-------- YEAR 2015 --------							
-------- YEAR 2016 --------							
-------- YEAR 2017 --------							
-------- YEAR 2018 --------							
-------- YEAR 2019 --------							
-------- YEAR 2020 --------							
-------- YEAR 2021 --------							
-------- YEAR 2022 --------							
-------- YEAR 2023 --------							
-------- YEAR 2024 --------							
-------- YEAR 2025 --------							
-------- YEAR 2026 --------							
-------- YEAR 2027 --------							
-------- YEAR 2028 --------							
-------- YEAR 2029 --------							
-------- YEAR 2030 --------							
-------- YEAR 2031 --------							
-------- YEAR 2032 --------							
-------- YEAR 2033 --------							
-------- YEAR 2034 --------							
-------- YEAR 2035 --------							
-------- YEAR 2036 --------							
-------- YEAR 2037 --------							
-------- YEAR 2038 --------							
-------- YEAR 2039 --------							
-------- YEAR 2040 --------							

EFFLUENT	1 SO2 (E)						
THERMAL UNIT	271	272	273	274	275	276	277
	CLN_Q_HM	CLN_Q_15	CLN_Q_HM	CLN_Q_15	CLN_Q_HM	CLN_Q_15	CVL_3_HM
	1	1	2	2	3	3	3
-------- YEAR 2011 --------							
EMISSIONS DATA AT MAXIMUM	0.00	0.00	0.00	0.00	0.00	0.00	0.00
EMISSIONS DATA AT MINIMUM	0.00	0.00	0.00	0.00	0.00	0.00	0.00
EMISSIONS DATA PROFILE	0	0	0	0	0	0	0

-------- YEAR 2012 --------

-------- YEAR 2013 --------

-------- YEAR 2014 --------

-------- YEAR 2015 --------

-------- YEAR 2016 --------

-------- YEAR 2017 --------

-------- YEAR 2018 --------

-------- YEAR 2019 --------

-------- YEAR 2020 --------

-------- YEAR 2021 --------

-------- YEAR 2022 --------

-------- YEAR 2023 --------

-------- YEAR 2024 --------

-------- YEAR 2025 --------

-------- YEAR 2026 --------

-------- YEAR 2027 --------

-------- YEAR 2028 --------

-------- YEAR 2029 --------

-------- YEAR 2030 --------

-------- YEAR 2031 --------

-------- YEAR 2032 --------

-------- YEAR 2033 --------

-------- YEAR 2034 --------

-------- YEAR 2035 --------

-------- YEAR 2036 --------

-------- YEAR 2037 --------

-------- YEAR 2038 --------

-------- YEAR 2039 --------

-------- YEAR 2040 --------

NOTE: DATA DISPLAYED AFTER 2011 ONLY IF
VALUE CHANGED FROM PREVIOUS YEAR.

AEP EAST
GENERATION AND FUEL MODULE
INPUT SUMMARY REPORT

QUALIFIER = GAF.INPUT.THERMAL UNIT.

EFFLUENT	1 SO2 (E)						
THERMAL UNIT	278	279	280	281	282	283	284
	CVL_3_10	GLN_5_HM	GLN_5_15	GLN_6_HM	GLN_6_15	KMR_F_HM	KMR_F_GP
	3	5	5	6	6	1	1
-------- YEAR 2011 --------							
EMISSIONS DATA AT MAXIMUM	0.00	0.00	0.00	0.00	0.00	0.00	0.00
EMISSIONS DATA AT MINIMUM	0.00	0.00	0.00	0.00	0.00	0.00	0.00
EMISSIONS DATA PROFILE	0	0	0	0	0	0	0
-------- YEAR 2012 --------							
-------- YEAR 2013 --------							
-------- YEAR 2014 --------							
-------- YEAR 2015 --------							
-------- YEAR 2016 --------							
-------- YEAR 2017 --------							
-------- YEAR 2018 --------							
-------- YEAR 2019 --------							
-------- YEAR 2020 --------							
-------- YEAR 2021 --------							
-------- YEAR 2022 --------							
-------- YEAR 2023 --------							
-------- YEAR 2024 --------							
-------- YEAR 2025 --------							
-------- YEAR 2026 --------							
-------- YEAR 2027 --------							
-------- YEAR 2028 --------							
-------- YEAR 2029 --------							
-------- YEAR 2030 --------							
-------- YEAR 2031 --------							
-------- YEAR 2032 --------							
-------- YEAR 2033 --------							
-------- YEAR 2034 --------							
-------- YEAR 2035 --------							
-------- YEAR 2036 --------							
-------- YEAR 2037 --------							
-------- YEAR 2038 --------							
-------- YEAR 2039 --------							
-------- YEAR 2040 --------							

EFFLUENT	1 SO2 (E)						
THERMAL UNIT	285	286	287	288	289	290	291
	KMR_F_HM	KMR_F_GP	KMR_F_HM	KMR_F_GP	KWA_1_HM	KWA_1_15	KWA_2_HM
	2	2	3	3	1	1	2
-------- YEAR 2011 --------							
EMISSIONS DATA AT MAXIMUM	0.00	0.00	0.00	0.00	0.00	0.00	0.00
EMISSIONS DATA AT MINIMUM	0.00	0.00	0.00	0.00	0.00	0.00	0.00
EMISSIONS DATA PROFILE	0	0	0	0	0	0	0
-------- YEAR 2012 --------							
-------- YEAR 2013 --------							
-------- YEAR 2014 --------							
-------- YEAR 2015 --------							
-------- YEAR 2016 --------							
-------- YEAR 2017 --------							
-------- YEAR 2018 --------							
-------- YEAR 2019 --------							
-------- YEAR 2020 --------							
-------- YEAR 2021 --------							
-------- YEAR 2022 --------							

-------- YEAR 2023 --------

-------- YEAR 2024 --------

-------- YEAR 2025 --------

-------- YEAR 2026 --------

-------- YEAR 2027 --------

-------- YEAR 2028 --------

-------- YEAR 2029 --------

-------- YEAR 2030 --------

-------- YEAR 2031 --------

-------- YEAR 2032 --------

-------- YEAR 2033 --------

-------- YEAR 2034 --------

-------- YEAR 2035 --------

-------- YEAR 2036 --------

-------- YEAR 2037 --------

-------- YEAR 2038 --------

-------- YEAR 2039 --------

-------- YEAR 2040 --------

EFFLUENT	1 SO2 (E)						
THERMAL UNIT	292	293	294	295	296	297	298
	KWA_2_15	MSKR1_HM	MSKR1_12	MSKR2_HM	MSKR2_12	MSKR3_GP	MR3HM_12
	2	1	1	2	2	3	3
-------- YEAR 2011 --------							
EMISSIONS DATA AT MAXIMUM	0.00	0.00	0.00	0.00	0.00	0.00	0.00
EMISSIONS DATA AT MINIMUM	0.00	0.00	0.00	0.00	0.00	0.00	0.00
EMISSIONS DATA PROFILE	0	0	0	0	0	0	0

-------- YEAR 2012 --------

-------- YEAR 2013 --------

-------- YEAR 2014 --------

-------- YEAR 2015 --------

-------- YEAR 2016 --------

-------- YEAR 2017 --------

-------- YEAR 2018 --------

-------- YEAR 2019 --------

NOTE: DATA DISPLAYED AFTER 2011 ONLY IF
VALUE CHANGED FROM PREVIOUS YEAR.

AEP EAST
GENERATION AND FUEL MODULE
INPUT SUMMARY REPORT

QUALIFIER = GAF.INPUT.THERMAL UNIT.

EFFLUENT THERMAL UNIT	1 SO2 (E) 292 KWA_2_15 2	293 MSKR1_HM 1	294 MSKR1_12 1	295 MSKR2_HM 2	296 MSKR2_12 2	297 MSKR3_GP 3	298 MR3HM_12 3
-------- YEAR 2020 --------							
-------- YEAR 2021 --------							
-------- YEAR 2022 --------							
-------- YEAR 2023 --------							
-------- YEAR 2024 --------							
-------- YEAR 2025 --------							
-------- YEAR 2026 --------							
-------- YEAR 2027 --------							
-------- YEAR 2028 --------							
-------- YEAR 2029 --------							
-------- YEAR 2030 --------							
-------- YEAR 2031 --------							
-------- YEAR 2032 --------							
-------- YEAR 2033 --------							
-------- YEAR 2034 --------							
-------- YEAR 2035 --------							
-------- YEAR 2036 --------							
-------- YEAR 2037 --------							
-------- YEAR 2038 --------							
-------- YEAR 2039 --------							
-------- YEAR 2040 --------							

EFFLUENT THERMAL UNIT	1 SO2 (E) 299 MSKR4_GP 4	300 M4HM_12 4	301 PICWY_HM 5	302 PICWY_GP 5	303 SP1_F_HM 1	304 SP1_F_15 1	305 SP2_F_HM 2
-------- YEAR 2011 --------							
EMISSIONS DATA AT MAXIMUM	0.00	0.00	0.00	0.00	0.00	0.00	0.00
EMISSIONS DATA AT MINIMUM	0.00	0.00	0.00	0.00	0.00	0.00	0.00
EMISSIONS DATA PROFILE	0	0	0	0	0	0	0
-------- YEAR 2012 --------							
-------- YEAR 2013 --------							
-------- YEAR 2014 --------							
-------- YEAR 2015 --------							
-------- YEAR 2016 --------							
-------- YEAR 2017 --------							
-------- YEAR 2018 --------							
-------- YEAR 2019 --------							
-------- YEAR 2020 --------							
-------- YEAR 2021 --------							
-------- YEAR 2022 --------							
-------- YEAR 2023 --------							
-------- YEAR 2024 --------							
-------- YEAR 2025 --------							
-------- YEAR 2026 --------							
-------- YEAR 2027 --------							
-------- YEAR 2028 --------							
-------- YEAR 2029 --------							
-------- YEAR 2030 --------							
-------- YEAR 2031 --------							
-------- YEAR 2032 --------							

-------- YEAR 2033 --------

-------- YEAR 2034 --------

-------- YEAR 2035 --------

-------- YEAR 2036 --------

-------- YEAR 2037 --------

-------- YEAR 2038 --------

-------- YEAR 2039 --------

-------- YEAR 2040 --------

EFFLUENT THERMAL UNIT	1 SO2 (E) 306 SP2_F_15 2	307 SP3_Q_HM 3	308 SP3_Q_15 3	309 SP4_Q_HM 4	310 SP4_Q_15 4	311 SP5_HM 5	312 SP5_15 5
-------- YEAR 2011 --------							
EMISSIONS DATA AT MAXIMUM	0.00	0.00	0.00	0.00	0.00	0.00	0.00
EMISSIONS DATA AT MINIMUM	0.00	0.00	0.00	0.00	0.00	0.00	0.00
EMISSIONS DATA PROFILE	0	0	0	0	0	0	0

-------- YEAR 2012 --------

-------- YEAR 2013 --------

-------- YEAR 2014 --------

-------- YEAR 2015 --------

-------- YEAR 2016 --------

-------- YEAR 2017 --------

-------- YEAR 2018 --------

-------- YEAR 2019 --------

-------- YEAR 2020 --------

-------- YEAR 2021 --------

-------- YEAR 2022 --------

-------- YEAR 2023 --------

-------- YEAR 2024 --------

-------- YEAR 2025 --------

-------- YEAR 2026 --------

-------- YEAR 2027 --------

-------- YEAR 2028 --------

-------- YEAR 2029 --------

NOTE: DATA DISPLAYED AFTER 2011 ONLY IF
VALUE CHANGED FROM PREVIOUS YEAR.

AEP EAST
GENERATION AND FUEL MODULE
INPUT SUMMARY REPORT

QUALIFIER = GAF.INPUT.THERMAL UNIT.

EFFLUENT	1 SO2 (E)						
THERMAL UNIT	306	307	308	309	310	311	312
	SP2_F_15	SP3_Q_HM	SP3_Q_15	SP4_Q_HM	SP4_Q_15	SP5_HM	SP5_15
	2	3	3	4	4	5	5
-------- YEAR 2030 --------							
-------- YEAR 2031 --------							
-------- YEAR 2032 --------							
-------- YEAR 2033 --------							
-------- YEAR 2034 --------							
-------- YEAR 2035 --------							
-------- YEAR 2036 --------							
-------- YEAR 2037 --------							
-------- YEAR 2038 --------							
-------- YEAR 2039 --------							
-------- YEAR 2040 --------							

EFFLUENT	1 SO2 (E)						
THERMAL UNIT	313	314	315	316	317	318	319
	TNR_F_HM	TNR_F_15	TNR_F_HM	TNR_F_15	TNR_F_HM	TNR_F_15	PW_GP_15
	1	1	2	2	3	3	5
-------- YEAR 2011 --------							
EMISSIONS DATA AT MAXIMUM	0.00	0.00	0.00	0.00	0.00	0.00	0.00
EMISSIONS DATA AT MINIMUM	0.00	0.00	0.00	0.00	0.00	0.00	0.00
EMISSIONS DATA PROFILE	0	0	0	0	0	0	0
-------- YEAR 2012 --------							
-------- YEAR 2013 --------							
-------- YEAR 2014 --------							
-------- YEAR 2015 --------							
-------- YEAR 2016 --------							
-------- YEAR 2017 --------							
-------- YEAR 2018 --------							
-------- YEAR 2019 --------							
-------- YEAR 2020 --------							
-------- YEAR 2021 --------							
-------- YEAR 2022 --------							
-------- YEAR 2023 --------							
-------- YEAR 2024 --------							
-------- YEAR 2025 --------							
-------- YEAR 2026 --------							
-------- YEAR 2027 --------							
-------- YEAR 2028 --------							
-------- YEAR 2029 --------							
-------- YEAR 2030 --------							
-------- YEAR 2031 --------							
-------- YEAR 2032 --------							
-------- YEAR 2033 --------							
-------- YEAR 2034 --------							
-------- YEAR 2035 --------							
-------- YEAR 2036 --------							
-------- YEAR 2037 --------							
-------- YEAR 2038 --------							
-------- YEAR 2039 --------							
-------- YEAR 2040 --------							

EFFLUENT	1 SO2 (E)						
THERMAL UNIT	320	364	500	501	502	503	958
	RHills 1		DUMMY_OP	DUMMY_IM	DUMMY_AP	DUMMY_KP	CC_KPCO
	1	0	0	0	0	0	958

-------- YEAR 2011 --------							
EMISSIONS DATA AT MAXIMUM	0.00	0.00	0.00	0.00	0.00	0.00	0.00
EMISSIONS DATA AT MINIMUM	0.00	0.00	0.00	0.00	0.00	0.00	0.00
EMISSIONS DATA PROFILE	0	0	0	0	0	0	0
-------- YEAR 2012 --------							
-------- YEAR 2013 --------							
-------- YEAR 2014 --------							
-------- YEAR 2015 --------							
-------- YEAR 2016 --------							
-------- YEAR 2017 --------							
-------- YEAR 2018 --------							
-------- YEAR 2019 --------							
-------- YEAR 2020 --------							
-------- YEAR 2021 --------							
-------- YEAR 2022 --------							
-------- YEAR 2023 --------							
-------- YEAR 2024 --------							
-------- YEAR 2025 --------							
-------- YEAR 2026 --------							
-------- YEAR 2027 --------							
-------- YEAR 2028 --------							
-------- YEAR 2029 --------							
-------- YEAR 2030 --------							
-------- YEAR 2031 --------							
-------- YEAR 2032 --------							
-------- YEAR 2033 --------							
-------- YEAR 2034 --------							
-------- YEAR 2035 --------							
-------- YEAR 2036 --------							
-------- YEAR 2037 --------							
-------- YEAR 2038 --------							
-------- YEAR 2039 --------							

NOTE: DATA DISPLAYED AFTER 2011 ONLY IF
VALUE CHANGED FROM PREVIOUS YEAR.

AEP EAST
GENERATION AND FUEL MODULE
INPUT SUMMARY REPORT

QUALIFIER = GAF.INPUT.THERMAL UNIT.

EFFLUENT	1 SO2 (E)						
THERMAL UNIT	320	364	500	501	502	503	958
	RHills 1		DUMMY_OP	DUMMY_IM	DUMMY_AP	DUMMY_KP	CC_KPCO
	1	0	0	0	0	0	958

-------- YEAR 2040 --------

EFFLUENT	1 SO2 (E)						
THERMAL UNIT	959	960	961	962	963	964	965
	RP2D_KP	RP2D_IM	CSV6_SCR	CSV5_SCR	DUMMY_OP	DUMMY_OP	RP1D_03
	959	960	961	962	963	964	965
-------- YEAR 2011 --------							
EMISSIONS DATA AT MAXIMUM	0.62	0.00	0.00	0.00	0.00	0.00	0.00
EMISSIONS DATA AT MINIMUM	0.62	0.00	0.00	0.00	0.00	0.00	0.00
EMISSIONS DATA PROFILE	0	0	0	0	0	0	0
-------- YEAR 2012 --------							
EMISSIONS DATA AT MAXIMUM	0.61	0.00	0.00	0.00	0.00	0.00	0.00
EMISSIONS DATA AT MINIMUM	0.61	0.00	0.00	0.00	0.00	0.00	0.00
-------- YEAR 2013 --------							
EMISSIONS DATA AT MAXIMUM	0.62	0.00	0.00	0.00	0.00	0.00	0.00
EMISSIONS DATA AT MINIMUM	0.62	0.00	0.00	0.00	0.00	0.00	0.00
-------- YEAR 2014 --------							
EMISSIONS DATA AT MAXIMUM	0.62	0.00	0.00	0.00	0.00	0.00	0.00
EMISSIONS DATA AT MINIMUM	0.62	0.00	0.00	0.00	0.00	0.00	0.00
-------- YEAR 2015 --------							
EMISSIONS DATA AT MAXIMUM	0.54	0.00	0.00	0.00	0.00	0.00	0.00
EMISSIONS DATA AT MINIMUM	0.54	0.00	0.00	0.00	0.00	0.00	0.00
-------- YEAR 2016 --------							
EMISSIONS DATA AT MAXIMUM	0.55	0.00	0.00	0.00	0.00	0.00	0.00
EMISSIONS DATA AT MINIMUM	0.55	0.00	0.00	0.00	0.00	0.00	0.00
-------- YEAR 2017 --------							
EMISSIONS DATA AT MAXIMUM	0.52	0.00	0.00	0.00	0.00	0.00	0.00
EMISSIONS DATA AT MINIMUM	0.52	0.00	0.00	0.00	0.00	0.00	0.00

-------- YEAR 2018 --------

-------- YEAR 2019 --------

-------- YEAR 2020 --------

-------- YEAR 2021 --------

-------- YEAR 2022 --------

-------- YEAR 2023 --------

-------- YEAR 2024 --------

-------- YEAR 2025 --------

-------- YEAR 2026 --------

-------- YEAR 2027 --------

-------- YEAR 2028 --------

-------- YEAR 2029 --------

-------- YEAR 2030 --------

-------- YEAR 2031 --------

-------- YEAR 2032 --------

-------- YEAR 2033 --------

-------- YEAR 2034 --------

-------- YEAR 2035 --------

-------- YEAR 2036 --------

-------- YEAR 2037 --------

-------- YEAR 2038 --------

-------- YEAR 2039 --------

-------- YEAR 2040 --------

EFFLUENT	1 SO2 (E)						
THERMAL UNIT	966	967	968	969	970	971	972
	RP1D_KP	BS2 FGD	CR2_NGCC	CR1_NGCC	MR5_NGCC	DUMMY_OP	DUMMY_OP
	966	967	968	969	970	971	972
-------- YEAR 2011 --------							
EMISSIONS DATA AT MAXIMUM	0.10	0.00	0.00	0.00	0.00	0.00	0.00
EMISSIONS DATA AT MINIMUM	0.10	0.00	0.00	0.00	0.00	0.00	0.00
EMISSIONS DATA PROFILE	0	0	0	0	0	0	0
-------- YEAR 2012 --------							

-------- YEAR 2013 --------

-------- YEAR 2014 --------

-------- YEAR 2015 --------

-------- YEAR 2016 --------

-------- YEAR 2017 --------

-------- YEAR 2018 --------

-------- YEAR 2019 --------

-------- YEAR 2020 --------

-------- YEAR 2021 --------

-------- YEAR 2022 --------

-------- YEAR 2023 --------

-------- YEAR 2024 --------

-------- YEAR 2025 --------

-------- YEAR 2026 --------

-------- YEAR 2027 --------

-------- YEAR 2028 --------

-------- YEAR 2029 --------

-------- YEAR 2030 --------

-------- YEAR 2031 --------

-------- YEAR 2032 --------

-------- YEAR 2033 --------

-------- YEAR 2034 --------

-------- YEAR 2035 --------

-------- YEAR 2036 --------

-------- YEAR 2037 --------

-------- YEAR 2038 --------

-------- YEAR 2039 --------

-------- YEAR 2040 --------

NOTE: DATA DISPLAYED AFTER 2011 ONLY IF
VALUE CHANGED FROM PREVIOUS YEAR.

AEP EAST
GENERATION AND FUEL MODULE
INPUT SUMMARY REPORT

QUALIFIER = GAF.INPUT.THERMAL UNIT.

EFFLUENT	1 SO2 (E)						
THERMAL UNIT	973	974	975	976	977	978	979
	DUMMY_OP	DUMMY_OP	DUMMY_OP	DUMMY_OP	DUMMY_OP	DUMMY_OP	DUMMY_OP
	973	974	975	976	977	978	979
-------- YEAR 2011 --------							
EMISSIONS DATA AT MAXIMUM	0.00	0.00	0.00	0.00	0.00	0.00	0.00
EMISSIONS DATA AT MINIMUM	0.00	0.00	0.00	0.00	0.00	0.00	0.00
EMISSIONS DATA PROFILE	0	0	0	0	0	0	0
-------- YEAR 2012 --------							
-------- YEAR 2013 --------							
-------- YEAR 2014 --------							
-------- YEAR 2015 --------							
-------- YEAR 2016 --------							
-------- YEAR 2017 --------							
-------- YEAR 2018 --------							
-------- YEAR 2019 --------							
-------- YEAR 2020 --------							
-------- YEAR 2021 --------							
-------- YEAR 2022 --------							
-------- YEAR 2023 --------							
-------- YEAR 2024 --------							
-------- YEAR 2025 --------							
-------- YEAR 2026 --------							
-------- YEAR 2027 --------							
-------- YEAR 2028 --------							
-------- YEAR 2029 --------							
-------- YEAR 2030 --------							
-------- YEAR 2031 --------							
-------- YEAR 2032 --------							
-------- YEAR 2033 --------							
-------- YEAR 2034 --------							
-------- YEAR 2035 --------							
-------- YEAR 2036 --------							
-------- YEAR 2037 --------							
-------- YEAR 2038 --------							
-------- YEAR 2039 --------							
-------- YEAR 2040 --------							

EFFLUENT	1 SO2 (E)						
THERMAL UNIT	980	981	982	983	984	985	986
	DUMMY_OP	DUMMY_OP	DUMMY_OP	DUMMY_OP	DUMMY_OP	DUMMY_OP	DUMMY_OP
	980	981	982	983	984	985	986
-------- YEAR 2011 --------							
EMISSIONS DATA AT MAXIMUM	0.00	0.00	0.00	0.00	0.00	0.00	0.00
EMISSIONS DATA AT MINIMUM	0.00	0.00	0.00	0.00	0.00	0.00	0.00
EMISSIONS DATA PROFILE	0	0	0	0	0	0	0
-------- YEAR 2012 --------							
-------- YEAR 2013 --------							
-------- YEAR 2014 --------							
-------- YEAR 2015 --------							
-------- YEAR 2016 --------							
-------- YEAR 2017 --------							
-------- YEAR 2018 --------							
-------- YEAR 2019 --------							
-------- YEAR 2020 --------							
-------- YEAR 2021 --------							
-------- YEAR 2022 --------							

-------- YEAR 2023 --------

-------- YEAR 2024 --------

-------- YEAR 2025 --------

-------- YEAR 2026 --------

-------- YEAR 2027 --------

-------- YEAR 2028 --------

-------- YEAR 2029 --------

-------- YEAR 2030 --------

-------- YEAR 2031 --------

-------- YEAR 2032 --------

-------- YEAR 2033 --------

-------- YEAR 2034 --------

-------- YEAR 2035 --------

-------- YEAR 2036 --------

-------- YEAR 2037 --------

-------- YEAR 2038 --------

-------- YEAR 2039 --------

-------- YEAR 2040 --------

EFFLUENT THERMAL UNIT	1 SO2 (E) 987 DUMMY_OP 987	988 DUMMY_OP 988	989 DUMMY_OP 989	990 DUMMY_OP 990	991 DUMMY_OP 991	992 DUMMY_OP 992	993 DUMMY_OP 993
-------- YEAR 2011 --------							
EMISSIONS DATA AT MAXIMUM	0.00	0.00	0.00	0.00	0.00	0.00	0.00
EMISSIONS DATA AT MINIMUM	0.00	0.00	0.00	0.00	0.00	0.00	0.00
EMISSIONS DATA PROFILE	0	0	0	0	0	0	0

-------- YEAR 2012 --------

-------- YEAR 2013 --------

-------- YEAR 2014 --------

-------- YEAR 2015 --------

-------- YEAR 2016 --------

-------- YEAR 2017 --------

-------- YEAR 2018 --------

-------- YEAR 2019 --------

NOTE: DATA DISPLAYED AFTER 2011 ONLY IF
VALUE CHANGED FROM PREVIOUS YEAR.

AEP EAST
GENERATION AND FUEL MODULE
INPUT SUMMARY REPORT

QUALIFIER = GAF.INPUT.THERMAL UNIT.

EFFLUENT	1 SO2 (E)						
THERMAL UNIT	987	988	989	990	991	992	993
	DUMMY_OP	DUMMY_OP	DUMMY_OP	DUMMY_OP	DUMMY_OP	DUMMY_OP	DUMMY_OP
	987	988	989	990	991	992	993
-------- YEAR 2020 --------							
-------- YEAR 2021 --------							
-------- YEAR 2022 --------							
-------- YEAR 2023 --------							
-------- YEAR 2024 --------							
-------- YEAR 2025 --------							
-------- YEAR 2026 --------							
-------- YEAR 2027 --------							
-------- YEAR 2028 --------							
-------- YEAR 2029 --------							
-------- YEAR 2030 --------							
-------- YEAR 2031 --------							
-------- YEAR 2032 --------							
-------- YEAR 2033 --------							
-------- YEAR 2034 --------							
-------- YEAR 2035 --------							
-------- YEAR 2036 --------							
-------- YEAR 2037 --------							
-------- YEAR 2038 --------							
-------- YEAR 2039 --------							
-------- YEAR 2040 --------							

EFFLUENT	1 SO2 (E)					
THERMAL UNIT	994	995	996	997	998	999
	DUMMY_OP	DUMMY_OP	T4_TRONA	RP2TR_KP	RP2TR_IM	DUMMY_OP
	994	995	996	997	998	999
-------- YEAR 2011 --------						
EMISSIONS DATA AT MAXIMUM	0.00	0.00	0.00	0.62	0.00	0.00
EMISSIONS DATA AT MINIMUM	0.00	0.00	0.00	0.62	0.00	0.00
EMISSIONS DATA PROFILE	0	0	0	0	0	0
-------- YEAR 2012 --------						
EMISSIONS DATA AT MAXIMUM	0.00	0.00	0.00	0.61	0.00	0.00
EMISSIONS DATA AT MINIMUM	0.00	0.00	0.00	0.61	0.00	0.00
-------- YEAR 2013 --------						
EMISSIONS DATA AT MAXIMUM	0.00	0.00	0.00	0.62	0.00	0.00
EMISSIONS DATA AT MINIMUM	0.00	0.00	0.00	0.62	0.00	0.00
-------- YEAR 2014 --------						
EMISSIONS DATA AT MAXIMUM	0.00	0.00	0.00	0.62	0.00	0.00
EMISSIONS DATA AT MINIMUM	0.00	0.00	0.00	0.62	0.00	0.00
-------- YEAR 2015 --------						
EMISSIONS DATA AT MAXIMUM	0.00	0.00	0.00	0.54	0.00	0.00
EMISSIONS DATA AT MINIMUM	0.00	0.00	0.00	0.54	0.00	0.00
-------- YEAR 2016 --------						
EMISSIONS DATA AT MAXIMUM	0.00	0.00	0.00	0.55	0.00	0.00
EMISSIONS DATA AT MINIMUM	0.00	0.00	0.00	0.55	0.00	0.00
-------- YEAR 2017 --------						
EMISSIONS DATA AT MAXIMUM	0.00	0.00	0.00	0.52	0.00	0.00
EMISSIONS DATA AT MINIMUM	0.00	0.00	0.00	0.52	0.00	0.00
-------- YEAR 2018 --------						
-------- YEAR 2019 --------						
-------- YEAR 2020 --------						
-------- YEAR 2021 --------						
-------- YEAR 2022 --------						
-------- YEAR 2023 --------						
-------- YEAR 2024 --------						
-------- YEAR 2025 --------						
-------- YEAR 2026 --------						

-------- YEAR 2027 --------

-------- YEAR 2028 --------

-------- YEAR 2029 --------

-------- YEAR 2030 --------

-------- YEAR 2031 --------

-------- YEAR 2032 --------

-------- YEAR 2033 --------

-------- YEAR 2034 --------

-------- YEAR 2035 --------

-------- YEAR 2036 --------

-------- YEAR 2037 --------

-------- YEAR 2038 --------

-------- YEAR 2039 --------

-------- YEAR 2040 --------

EFFLUENT	2 CO2 (S)						
THERMAL UNIT	1	2	3	4	5	6	7
	AMOS	AMOS	AMOS_OP	BECKJORD	BIG SAND	BIG SAND	CARD 1+2
	1	2	3	6	1	2	1
-------- YEAR 2011 --------							
EMISSIONS DATA AT MAXIMUM	208.40	208.40	208.40	205.30	205.30	205.30	209.93
EMISSIONS DATA AT MINIMUM	208.40	208.40	208.40	205.30	205.30	205.30	209.93
EMISSIONS DATA PROFILE	0	0	0	0	0	0	0

-------- YEAR 2012 --------

-------- YEAR 2013 --------

-------- YEAR 2014 --------

-------- YEAR 2015 --------

-------- YEAR 2016 --------

-------- YEAR 2017 --------

-------- YEAR 2018 --------

-------- YEAR 2019 --------

-------- YEAR 2020 --------

-------- YEAR 2021 --------

-------- YEAR 2022 --------

-------- YEAR 2023 --------

NOTE: DATA DISPLAYED AFTER 2011 ONLY IF
VALUE CHANGED FROM PREVIOUS YEAR.

AEP EAST
GENERATION AND FUEL MODULE
INPUT SUMMARY REPORT

QUALIFIER = GAF.INPUT.THERMAL UNIT.

EFFLUENT	2 CO2 (S)						
THERMAL UNIT	1	2	3	4	5	6	7
	AMOS	AMOS	AMOS_OP	BECKJORD	BIG SAND	BIG SAND	CARD 1+2
	1	2	3	6	1	2	1
-------- YEAR 2024 --------							
-------- YEAR 2025 --------							
-------- YEAR 2026 --------							
-------- YEAR 2027 --------							
-------- YEAR 2028 --------							
-------- YEAR 2029 --------							
-------- YEAR 2030 --------							
-------- YEAR 2031 --------							
-------- YEAR 2032 --------							
-------- YEAR 2033 --------							
-------- YEAR 2034 --------							
-------- YEAR 2035 --------							
-------- YEAR 2036 --------							
-------- YEAR 2037 --------							
-------- YEAR 2038 --------							
-------- YEAR 2039 --------							
-------- YEAR 2040 --------							

EFFLUENT	2 CO2 (S)						
THERMAL UNIT	8	9	10	11	12	13	14
	CARD 1+2	CARD 3	CLIFTY	CLIFTY	CLIFTY	CLIFTY	CLIFTY
	2	3	1	2	3	4	5
-------- YEAR 2011 --------							
EMISSIONS DATA AT MAXIMUM	209.93	205.45	0.00	0.00	0.00	0.00	0.00
EMISSIONS DATA AT MINIMUM	209.93	205.45	0.00	0.00	0.00	0.00	0.00
EMISSIONS DATA PROFILE	0	0	0	0	0	0	0
-------- YEAR 2012 --------							
EMISSIONS DATA AT MAXIMUM	209.93	209.93	0.00	0.00	0.00	0.00	0.00
EMISSIONS DATA AT MINIMUM	209.93	209.93	0.00	0.00	0.00	0.00	0.00
-------- YEAR 2013 --------							
-------- YEAR 2014 --------							
-------- YEAR 2015 --------							
-------- YEAR 2016 --------							
-------- YEAR 2017 --------							
-------- YEAR 2018 --------							
-------- YEAR 2019 --------							
-------- YEAR 2020 --------							
-------- YEAR 2021 --------							
-------- YEAR 2022 --------							
-------- YEAR 2023 --------							
-------- YEAR 2024 --------							
-------- YEAR 2025 --------							
-------- YEAR 2026 --------							
-------- YEAR 2027 --------							
-------- YEAR 2028 --------							
-------- YEAR 2029 --------							
-------- YEAR 2030 --------							
-------- YEAR 2031 --------							
-------- YEAR 2032 --------							
-------- YEAR 2033 --------							
-------- YEAR 2034 --------							
-------- YEAR 2035 --------							

-------- YEAR 2036 --------

-------- YEAR 2037 --------

-------- YEAR 2038 --------

-------- YEAR 2039 --------

-------- YEAR 2040 --------

EFFLUENT	2 CO2 (S)						
THERMAL UNIT	15	16	17	18	19	20	21
	CLIFTY	CLINCH R	CLINCH R	CLINCH R	ROCKP_KP	ROCKP_KP	CSVL 1-4
	6	1	2	3	1	2	3
-------- YEAR 2011 --------							
EMISSIONS DATA AT MAXIMUM	0.00	205.30	205.30	205.30	211.74	211.74	205.30
EMISSIONS DATA AT MINIMUM	0.00	205.30	205.30	205.30	211.74	211.74	205.30
EMISSIONS DATA PROFILE	0	0	0	0	0	0	0

-------- YEAR 2012 --------

-------- YEAR 2013 --------

-------- YEAR 2014 --------

-------- YEAR 2015 --------

-------- YEAR 2016 --------

-------- YEAR 2017 --------

-------- YEAR 2018 --------

-------- YEAR 2019 --------

-------- YEAR 2020 --------

-------- YEAR 2021 --------

-------- YEAR 2022 --------

-------- YEAR 2023 --------

-------- YEAR 2024 --------

-------- YEAR 2025 --------

-------- YEAR 2026 --------

-------- YEAR 2027 --------

-------- YEAR 2028 --------

-------- YEAR 2029 --------

-------- YEAR 2030 --------

-------- YEAR 2031 --------

-------- YEAR 2032 --------

NOTE: DATA DISPLAYED AFTER 2011 ONLY IF
VALUE CHANGED FROM PREVIOUS YEAR.

AEP EAST
GENERATION AND FUEL MODULE
INPUT SUMMARY REPORT

QUALIFIER = GAF.INPUT.THERMAL UNIT.

EFFLUENT	2 CO2 (S)						
THERMAL UNIT	15	16	17	18	19	20	21
	CLIFTY	CLINCH R	CLINCH R	CLINCH R	ROCKP_KP	ROCKP_KP	CSVL 1-4
	6	1	2	3	1	2	3
-------- YEAR 2033 --------							
-------- YEAR 2034 --------							
-------- YEAR 2035 --------							
-------- YEAR 2036 --------							
-------- YEAR 2037 --------							
-------- YEAR 2038 --------							
-------- YEAR 2039 --------							
-------- YEAR 2040 --------							

EFFLUENT	2 CO2 (S)						
THERMAL UNIT	22	23	24	25	26	27	28
	CSVL 1-4	CSVL 5+6	CSVL 5+6	D C COOK	D C COOK	GAVIN	GAVIN
	4	5	6	1	2	1	2
-------- YEAR 2011 --------							
EMISSIONS DATA AT MAXIMUM	208.40	210.66	210.66	0.00	0.00	205.82	205.82
EMISSIONS DATA AT MINIMUM	208.40	210.66	210.66	0.00	0.00	205.82	205.82
EMISSIONS DATA PROFILE	0	0	0	0	0	0	0
-------- YEAR 2012 --------							
EMISSIONS DATA AT MAXIMUM	208.40	210.66	210.66	0.00	0.00	206.11	206.11
EMISSIONS DATA AT MINIMUM	208.40	210.66	210.66	0.00	0.00	206.11	206.11
-------- YEAR 2013 --------							
EMISSIONS DATA AT MAXIMUM	208.40	210.66	210.66	0.00	0.00	205.30	205.30
EMISSIONS DATA AT MINIMUM	208.40	210.66	210.66	0.00	0.00	205.30	205.30
-------- YEAR 2014 --------							
-------- YEAR 2015 --------							
-------- YEAR 2016 --------							
-------- YEAR 2017 --------							
-------- YEAR 2018 --------							
-------- YEAR 2019 --------							
-------- YEAR 2020 --------							
-------- YEAR 2021 --------							
-------- YEAR 2022 --------							
-------- YEAR 2023 --------							
-------- YEAR 2024 --------							
-------- YEAR 2025 --------							
-------- YEAR 2026 --------							
-------- YEAR 2027 --------							
-------- YEAR 2028 --------							
-------- YEAR 2029 --------							
-------- YEAR 2030 --------							
-------- YEAR 2031 --------							
-------- YEAR 2032 --------							
-------- YEAR 2033 --------							
-------- YEAR 2034 --------							
-------- YEAR 2035 --------							
-------- YEAR 2036 --------							
-------- YEAR 2037 --------							
-------- YEAR 2038 --------							
-------- YEAR 2039 --------							
-------- YEAR 2040 --------							

EFFLUENT	2 CO2 (S)						
THERMAL UNIT	29	30	33	34	35	36	37
	GLEN LYN	GLEN LYN	KAMMER	KAMMER	KAMMER	KANAWHA	KANAWHA
	5	6	1	2	3	1	2
-------- YEAR 2011 --------							

EMISSIONS DATA AT MAXIMUM	205.30	205.30	208.26	208.26	208.26	205.30	205.30
EMISSIONS DATA AT MINIMUM	205.30	205.30	208.26	208.26	208.26	205.30	205.30
EMISSIONS DATA PROFILE	0	0	0	0	0	0	0

-------- YEAR 2012 --------

-------- YEAR 2013 --------

-------- YEAR 2014 --------

-------- YEAR 2015 --------

-------- YEAR 2016 --------

-------- YEAR 2017 --------

-------- YEAR 2018 --------

-------- YEAR 2019 --------

-------- YEAR 2020 --------

-------- YEAR 2021 --------

-------- YEAR 2022 --------

-------- YEAR 2023 --------

-------- YEAR 2024 --------

-------- YEAR 2025 --------

-------- YEAR 2026 --------

-------- YEAR 2027 --------

-------- YEAR 2028 --------

-------- YEAR 2029 --------

-------- YEAR 2030 --------

-------- YEAR 2031 --------

-------- YEAR 2032 --------

-------- YEAR 2033 --------

-------- YEAR 2034 --------

-------- YEAR 2035 --------

-------- YEAR 2036 --------

-------- YEAR 2037 --------

-------- YEAR 2038 --------

-------- YEAR 2039 --------

-------- YEAR 2040 --------

NOTE: DATA DISPLAYED AFTER 2011 ONLY IF
VALUE CHANGED FROM PREVIOUS YEAR.

AEP EAST
GENERATION AND FUEL MODULE
INPUT SUMMARY REPORT

QUALIFIER = GAF.INPUT.THERMAL UNIT.

EFFLUENT	2 CO2 (S)						
THERMAL UNIT	38	39	40	41	42	43	44
	KYGER	KYGER	KYGER	KYGER	KYGER	MITCHELL	MITCHELL
	1	2	3	4	5	1	2
-------- YEAR 2011 --------							
EMISSIONS DATA AT MAXIMUM	0.00	0.00	0.00	0.00	0.00	208.77	208.77
EMISSIONS DATA AT MINIMUM	0.00	0.00	0.00	0.00	0.00	208.77	208.77
EMISSIONS DATA PROFILE	0	0	0	0	0	0	0
-------- YEAR 2012 --------							
-------- YEAR 2013 --------							
-------- YEAR 2014 --------							
-------- YEAR 2015 --------							
-------- YEAR 2016 --------							
-------- YEAR 2017 --------							
-------- YEAR 2018 --------							
-------- YEAR 2019 --------							
-------- YEAR 2020 --------							
-------- YEAR 2021 --------							
-------- YEAR 2022 --------							
-------- YEAR 2023 --------							
-------- YEAR 2024 --------							
-------- YEAR 2025 --------							
-------- YEAR 2026 --------							
-------- YEAR 2027 --------							
-------- YEAR 2028 --------							
-------- YEAR 2029 --------							
-------- YEAR 2030 --------							
-------- YEAR 2031 --------							
-------- YEAR 2032 --------							
-------- YEAR 2033 --------							
-------- YEAR 2034 --------							
-------- YEAR 2035 --------							
-------- YEAR 2036 --------							
-------- YEAR 2037 --------							
-------- YEAR 2038 --------							
-------- YEAR 2039 --------							
-------- YEAR 2040 --------							

EFFLUENT	2 CO2 (S)						
THERMAL UNIT	45	46	47	48	49	50	51
	MOUNT_ER	MUSK RVR	MUSK RVR	MUSK RVR	MUSK RVR	MUSK RVR	P SPORN
	1	1	2	3	4	5	1
-------- YEAR 2011 --------							
EMISSIONS DATA AT MAXIMUM	208.38	205.30	205.30	205.30	205.30	205.30	205.30
EMISSIONS DATA AT MINIMUM	208.38	205.30	205.30	205.30	205.30	205.30	205.30
EMISSIONS DATA PROFILE	0	0	0	0	0	0	0
-------- YEAR 2012 --------							
EMISSIONS DATA AT MAXIMUM	209.88	205.30	205.30	205.30	205.30	205.30	205.30
EMISSIONS DATA AT MINIMUM	209.88	205.30	205.30	205.30	205.30	205.30	205.30
-------- YEAR 2013 --------							
EMISSIONS DATA AT MAXIMUM	208.38	205.30	205.30	205.30	205.30	205.30	205.30
EMISSIONS DATA AT MINIMUM	208.38	205.30	205.30	205.30	205.30	205.30	205.30
-------- YEAR 2014 --------							
-------- YEAR 2015 --------							
-------- YEAR 2016 --------							
-------- YEAR 2017 --------							
-------- YEAR 2018 --------							
-------- YEAR 2019 --------							
-------- YEAR 2020 --------							

-------- YEAR 2021 --------

-------- YEAR 2022 --------

-------- YEAR 2023 --------

-------- YEAR 2024 --------

-------- YEAR 2025 --------

-------- YEAR 2026 --------

-------- YEAR 2027 --------

-------- YEAR 2028 --------

-------- YEAR 2029 --------

-------- YEAR 2030 --------

-------- YEAR 2031 --------

-------- YEAR 2032 --------

-------- YEAR 2033 --------

-------- YEAR 2034 --------

-------- YEAR 2035 --------

-------- YEAR 2036 --------

-------- YEAR 2037 --------

-------- YEAR 2038 --------

-------- YEAR 2039 --------

-------- YEAR 2040 --------

EFFLUENT	2 CO2 (S)						
THERMAL UNIT	52	53	54	55	56	57	58
	P SPORN	P SPORN	P SPORN	P SPORN	PICWAY	RPRET_IM	RPRUN_IM
	2	3	4	5	5	1	1
-------- YEAR 2011 --------							
EMISSIONS DATA AT MAXIMUM	205.30	205.30	205.30	205.30	205.30	211.74	211.74
EMISSIONS DATA AT MINIMUM	205.30	205.30	205.30	205.30	205.30	211.74	211.74
EMISSIONS DATA PROFILE	0	0	0	0	0	0	0

-------- YEAR 2012 --------

-------- YEAR 2013 --------

-------- YEAR 2014 --------

-------- YEAR 2015 --------

-------- YEAR 2016 --------

-------- YEAR 2017 --------

NOTE: DATA DISPLAYED AFTER 2011 ONLY IF
VALUE CHANGED FROM PREVIOUS YEAR.

AEP EAST
GENERATION AND FUEL MODULE
INPUT SUMMARY REPORT

QUALIFIER = GAF.INPUT.THERMAL UNIT.

EFFLUENT THERMAL UNIT	2 CO2 (S) 52 P SPORN 2	53 P SPORN 3	54 P SPORN 4	55 P SPORN 5	56 PICWAY 5	57 RPRET_IM 1	58 RPRUN_IM 1
-------- YEAR 2018 --------							
-------- YEAR 2019 --------							
-------- YEAR 2020 --------							
-------- YEAR 2021 --------							
-------- YEAR 2022 --------							
-------- YEAR 2023 --------							
-------- YEAR 2024 --------							
-------- YEAR 2025 --------							
-------- YEAR 2026 --------							
-------- YEAR 2027 --------							
-------- YEAR 2028 --------							
-------- YEAR 2029 --------							
-------- YEAR 2030 --------							
-------- YEAR 2031 --------							
-------- YEAR 2032 --------							
-------- YEAR 2033 --------							
-------- YEAR 2034 --------							
-------- YEAR 2035 --------							
-------- YEAR 2036 --------							
-------- YEAR 2037 --------							
-------- YEAR 2038 --------							
-------- YEAR 2039 --------							
-------- YEAR 2040 --------							

EFFLUENT THERMAL UNIT	2 CO2 (S) 59 ROCKP_IM 2	61 STUART 1	62 STUART 2	63 STUART 3	64 STUART 4	65 AMOS_AP 3	66 TANN 1-3 1
-------- YEAR 2011 --------							
EMISSIONS DATA AT MAXIMUM	211.74	209.93	209.93	209.93	209.93	208.40	205.30
EMISSIONS DATA AT MINIMUM	211.74	209.93	209.93	209.93	209.93	208.40	205.30
EMISSIONS DATA PROFILE	0	0	0	0	0	0	0
-------- YEAR 2012 --------							
-------- YEAR 2013 --------							
-------- YEAR 2014 --------							
-------- YEAR 2015 --------							
-------- YEAR 2016 --------							
-------- YEAR 2017 --------							
-------- YEAR 2018 --------							
-------- YEAR 2019 --------							
-------- YEAR 2020 --------							
-------- YEAR 2021 --------							
-------- YEAR 2022 --------							
-------- YEAR 2023 --------							
-------- YEAR 2024 --------							
-------- YEAR 2025 --------							
-------- YEAR 2026 --------							
-------- YEAR 2027 --------							
-------- YEAR 2028 --------							
-------- YEAR 2029 --------							
-------- YEAR 2030 --------							

-------- YEAR 2031 --------

-------- YEAR 2032 --------

-------- YEAR 2033 --------

-------- YEAR 2034 --------

-------- YEAR 2035 --------

-------- YEAR 2036 --------

-------- YEAR 2037 --------

-------- YEAR 2038 --------

-------- YEAR 2039 --------

-------- YEAR 2040 --------

EFFLUENT	2 CO2 (S)						
THERMAL UNIT	67	68	69	70	71	72	73
	TANN 1-3	TANN 1-3	TANN 4	ZIMMER	ROBTMONE	ROBTMONE	ROBTMONE
	2	3	4	1	1	2	3
-------- YEAR 2011 --------							
EMISSIONS DATA AT MAXIMUM	205.30	205.30	211.22	208.60	0.00	0.00	0.00
EMISSIONS DATA AT MINIMUM	205.30	205.30	211.22	208.60	0.00	0.00	0.00
EMISSIONS DATA PROFILE	0	0	0	0	0	0	0

-------- YEAR 2012 --------

-------- YEAR 2013 --------

-------- YEAR 2014 --------

-------- YEAR 2015 --------

-------- YEAR 2016 --------

-------- YEAR 2017 --------

-------- YEAR 2018 --------

-------- YEAR 2019 --------

-------- YEAR 2020 --------

-------- YEAR 2021 --------

-------- YEAR 2022 --------

-------- YEAR 2023 --------

-------- YEAR 2024 --------

-------- YEAR 2025 --------

-------- YEAR 2026 --------

-------- YEAR 2027 --------

NOTE: DATA DISPLAYED AFTER 2011 ONLY IF
VALUE CHANGED FROM PREVIOUS YEAR.

AEP EAST
GENERATION AND FUEL MODULE
INPUT SUMMARY REPORT

QUALIFIER = GAF.INPUT.THERMAL UNIT.

EFFLUENT	2 CO2 (S)						
THERMAL UNIT	67	68	69	70	71	72	73
	TANN 1-3	TANN 1-3	TANN 4	ZIMMER	ROBTMONE	ROBTMONE	ROBTMONE
	2	3	4	1	1	2	3
-------- YEAR 2028 --------							
-------- YEAR 2029 --------							
-------- YEAR 2030 --------							
-------- YEAR 2031 --------							
-------- YEAR 2032 --------							
-------- YEAR 2033 --------							
-------- YEAR 2034 --------							
-------- YEAR 2035 --------							
-------- YEAR 2036 --------							
-------- YEAR 2037 --------							
-------- YEAR 2038 --------							
-------- YEAR 2039 --------							
-------- YEAR 2040 --------							

EFFLUENT	2 CO2 (S)						
THERMAL UNIT	75	76	77	78	79	80	81
	CEREDO	CEREDO	CEREDO	CEREDO	CEREDO	CEREDO	DARBY
	1	2	3	4	5	6	1
-------- YEAR 2011 --------							
EMISSIONS DATA AT MAXIMUM	0.00	0.00	0.00	0.00	0.00	0.00	0.00
EMISSIONS DATA AT MINIMUM	0.00	0.00	0.00	0.00	0.00	0.00	0.00
EMISSIONS DATA PROFILE	0	0	0	0	0	0	0
-------- YEAR 2012 --------							
-------- YEAR 2013 --------							
-------- YEAR 2014 --------							
-------- YEAR 2015 --------							
-------- YEAR 2016 --------							
-------- YEAR 2017 --------							
-------- YEAR 2018 --------							
-------- YEAR 2019 --------							
-------- YEAR 2020 --------							
-------- YEAR 2021 --------							
-------- YEAR 2022 --------							
-------- YEAR 2023 --------							
-------- YEAR 2024 --------							
-------- YEAR 2025 --------							
-------- YEAR 2026 --------							
-------- YEAR 2027 --------							
-------- YEAR 2028 --------							
-------- YEAR 2029 --------							
-------- YEAR 2030 --------							
-------- YEAR 2031 --------							
-------- YEAR 2032 --------							
-------- YEAR 2033 --------							
-------- YEAR 2034 --------							
-------- YEAR 2035 --------							
-------- YEAR 2036 --------							
-------- YEAR 2037 --------							
-------- YEAR 2038 --------							
-------- YEAR 2039 --------							
-------- YEAR 2040 --------							

EFFLUENT	2 CO2 (S)						
THERMAL UNIT	82	83	84	85	86	87	88
	DARBY	DARBY	DARBY	DARBY	DARBY	LWBG WIN	LWBG WIN
	2	3	4	5	6	1	2
-------- YEAR 2011 --------							
EMISSIONS DATA AT MAXIMUM	0.00	0.00	0.00	0.00	0.00	0.00	0.00
EMISSIONS DATA AT MINIMUM	0.00	0.00	0.00	0.00	0.00	0.00	0.00
EMISSIONS DATA PROFILE	0	0	0	0	0	0	0
-------- YEAR 2012 --------							
-------- YEAR 2013 --------							
-------- YEAR 2014 --------							
-------- YEAR 2015 --------							
-------- YEAR 2016 --------							
-------- YEAR 2017 --------							
-------- YEAR 2018 --------							
-------- YEAR 2019 --------							
-------- YEAR 2020 --------							
-------- YEAR 2021 --------							
-------- YEAR 2022 --------							
-------- YEAR 2023 --------							
-------- YEAR 2024 --------							
-------- YEAR 2025 --------							
-------- YEAR 2026 --------							
-------- YEAR 2027 --------							
-------- YEAR 2028 --------							
-------- YEAR 2029 --------							
-------- YEAR 2030 --------							
-------- YEAR 2031 --------							
-------- YEAR 2032 --------							
-------- YEAR 2033 --------							
-------- YEAR 2034 --------							
-------- YEAR 2035 --------							
-------- YEAR 2036 --------							
-------- YEAR 2037 --------							

NOTE: DATA DISPLAYED AFTER 2011 ONLY IF
VALUE CHANGED FROM PREVIOUS YEAR.

AEP EAST
GENERATION AND FUEL MODULE
INPUT SUMMARY REPORT

QUALIFIER = GAF.INPUT.THERMAL UNIT.

EFFLUENT	2 CO2 (S)						
THERMAL UNIT	82	83	84	85	86	87	88
	DARBY	DARBY	DARBY	DARBY	DARBY	LWBG WIN	LWBG WIN
	2	3	4	5	6	1	2
-------- YEAR 2038 --------							
-------- YEAR 2039 --------							
-------- YEAR 2040 --------							

EFFLUENT	2 CO2 (S)						
THERMAL UNIT	89	90	91	92	93	94	101
	LWBG SMR	LWBG SMR	WATR CC	WATR2	DRESDEN	DRESD2	NUCLEAR
	1	2	1	1	1	1	1
-------- YEAR 2011 --------							
EMISSIONS DATA AT MAXIMUM	0.00	0.00	0.00	0.00	0.00	0.00	0.00
EMISSIONS DATA AT MINIMUM	0.00	0.00	0.00	0.00	0.00	0.00	0.00
EMISSIONS DATA PROFILE	0	0	0	0	0	0	0
-------- YEAR 2012 --------							
-------- YEAR 2013 --------							
-------- YEAR 2014 --------							
-------- YEAR 2015 --------							
-------- YEAR 2016 --------							
-------- YEAR 2017 --------							
-------- YEAR 2018 --------							
-------- YEAR 2019 --------							
-------- YEAR 2020 --------							
-------- YEAR 2021 --------							
-------- YEAR 2022 --------							
-------- YEAR 2023 --------							
-------- YEAR 2024 --------							
-------- YEAR 2025 --------							
-------- YEAR 2026 --------							
-------- YEAR 2027 --------							
-------- YEAR 2028 --------							
-------- YEAR 2029 --------							
-------- YEAR 2030 --------							
-------- YEAR 2031 --------							
-------- YEAR 2032 --------							
-------- YEAR 2033 --------							
-------- YEAR 2034 --------							
-------- YEAR 2035 --------							
-------- YEAR 2036 --------							
-------- YEAR 2037 --------							
-------- YEAR 2038 --------							
-------- YEAR 2039 --------							
-------- YEAR 2040 --------							

EFFLUENT	2 CO2 (S)						
THERMAL UNIT	102	103	104	105	106	107	108
	UPC_NCCS	PC_UL_SU	UPC_RCCS	IGC_NCCS	IGCC GE	IGC_RCCS	CC 2X1FB
	1	1	1	1	1	1	1
-------- YEAR 2011 --------							
EMISSIONS DATA AT MAXIMUM	20.53	205.30	205.30	20.53	205.30	205.30	0.00
EMISSIONS DATA AT MINIMUM	20.53	205.30	205.30	20.53	205.30	205.30	0.00
EMISSIONS DATA PROFILE	0	0	0	0	0	0	0
-------- YEAR 2012 --------							
-------- YEAR 2013 --------							
-------- YEAR 2014 --------							
-------- YEAR 2015 --------							
-------- YEAR 2016 --------							

-------- YEAR 2017 --------

-------- YEAR 2018 --------

-------- YEAR 2019 --------

-------- YEAR 2020 --------

EMISSIONS DATA AT MAXIMUM	20.53	205.30	20.53	20.53	205.30	20.53	0.00
EMISSIONS DATA AT MINIMUM	20.53	205.30	20.53	20.53	205.30	20.53	0.00

-------- YEAR 2021 --------

-------- YEAR 2022 --------

-------- YEAR 2023 --------

-------- YEAR 2024 --------

-------- YEAR 2025 --------

-------- YEAR 2026 --------

-------- YEAR 2027 --------

-------- YEAR 2028 --------

-------- YEAR 2029 --------

-------- YEAR 2030 --------

-------- YEAR 2031 --------

-------- YEAR 2032 --------

-------- YEAR 2033 --------

-------- YEAR 2034 --------

-------- YEAR 2035 --------

-------- YEAR 2036 --------

-------- YEAR 2037 --------

-------- YEAR 2038 --------

-------- YEAR 2039 --------

-------- YEAR 2040 --------

EFFLUENT	2 CO2 (S)						
THERMAL UNIT	109	110	111	114	115	124	125
	CC 2x1FA	CC 1x17H	BS2_CC	CT GE7FA	CT_GE7EA	BS2_FGD	BS1_FGD
	1	1	1	1	1	2	1

-------- YEAR 2011 --------

EMISSIONS DATA AT MAXIMUM	0.00	0.00	0.00	0.00	0.00	206.85	205.30
EMISSIONS DATA AT MINIMUM	0.00	0.00	0.00	0.00	0.00	206.85	205.30
EMISSIONS DATA PROFILE	0	0	0	0	0	0	0

-------- YEAR 2012 --------

NOTE: DATA DISPLAYED AFTER 2011 ONLY IF
VALUE CHANGED FROM PREVIOUS YEAR.

AEP EAST
GENERATION AND FUEL MODULE
INPUT SUMMARY REPORT

QUALIFIER = GAF.INPUT.THERMAL UNIT.

EFFLUENT	2 CO2 (S)						
THERMAL UNIT	109	110	111	114	115	124	125
	CC 2x1FA	CC 1x17H	BS2_CC	CT GE7FA	CT_GE7EA	BS2_FGD	BS1_FGD
	1	1	1	1	1	2	1
-------- YEAR 2013 --------							
-------- YEAR 2014 --------							
-------- YEAR 2015 --------							
-------- YEAR 2016 --------							
-------- YEAR 2017 --------							
-------- YEAR 2018 --------							
-------- YEAR 2019 --------							
-------- YEAR 2020 --------							
-------- YEAR 2021 --------							
-------- YEAR 2022 --------							
-------- YEAR 2023 --------							
-------- YEAR 2024 --------							
-------- YEAR 2025 --------							
-------- YEAR 2026 --------							
-------- YEAR 2027 --------							
-------- YEAR 2028 --------							
-------- YEAR 2029 --------							
-------- YEAR 2030 --------							
-------- YEAR 2031 --------							
-------- YEAR 2032 --------							
-------- YEAR 2033 --------							
-------- YEAR 2034 --------							
-------- YEAR 2035 --------							
-------- YEAR 2036 --------							
-------- YEAR 2037 --------							
-------- YEAR 2038 --------							
-------- YEAR 2039 --------							
-------- YEAR 2040 --------							

EFFLUENT	2 CO2 (S)						
THERMAL UNIT	126	127	129	130	131	132	133
	CSV5_SCR	CSV6_SCR	CR1_NGCC	CR2_NGCC	MR5_NGCC	MR5_FGD	RP1D_IM
	5	6	1	2	5	5	1
-------- YEAR 2011 --------							
EMISSIONS DATA AT MAXIMUM	210.66	210.66	0.00	0.00	0.00	205.30	212.58
EMISSIONS DATA AT MINIMUM	210.66	210.66	0.00	0.00	0.00	205.30	212.58
EMISSIONS DATA PROFILE	0	0	0	0	0	0	0
-------- YEAR 2012 --------							
-------- YEAR 2013 --------							
-------- YEAR 2014 --------							
-------- YEAR 2015 --------							
-------- YEAR 2016 --------							
-------- YEAR 2017 --------							
-------- YEAR 2018 --------							
-------- YEAR 2019 --------							
-------- YEAR 2020 --------							
-------- YEAR 2021 --------							
-------- YEAR 2022 --------							
-------- YEAR 2023 --------							
-------- YEAR 2024 --------							
-------- YEAR 2025 --------							

-------- YEAR 2026 --------

-------- YEAR 2027 --------

-------- YEAR 2028 --------

-------- YEAR 2029 --------

-------- YEAR 2030 --------

-------- YEAR 2031 --------

-------- YEAR 2032 --------

-------- YEAR 2033 --------

-------- YEAR 2034 --------

-------- YEAR 2035 --------

-------- YEAR 2036 --------

-------- YEAR 2037 --------

-------- YEAR 2038 --------

-------- YEAR 2039 --------

-------- YEAR 2040 --------

EFFLUENT	2 CO2 (S)						
THERMAL UNIT	134	135	136	137	144	145	146
	RP2D_IM	TAN4_FGD	RP1D_KP	RP2D_KP	TC4_ESP	A390% AP	A390%OP
	2	4	1	2	4	3	3
-------- YEAR 2011 --------							
EMISSIONS DATA AT MAXIMUM	212.58	212.03	212.58	212.58	211.22	20.52	20.52
EMISSIONS DATA AT MINIMUM	212.58	212.03	212.58	212.58	211.22	20.52	20.52
EMISSIONS DATA PROFILE	0	0	0	0	0	0	0

-------- YEAR 2012 --------

-------- YEAR 2013 --------

-------- YEAR 2014 --------

-------- YEAR 2015 --------

-------- YEAR 2016 --------

-------- YEAR 2017 --------

-------- YEAR 2018 --------

-------- YEAR 2019 --------

-------- YEAR 2020 --------

-------- YEAR 2021 --------

-------- YEAR 2022 --------

NOTE: DATA DISPLAYED AFTER 2011 ONLY IF
VALUE CHANGED FROM PREVIOUS YEAR.

AEP EAST
GENERATION AND FUEL MODULE
INPUT SUMMARY REPORT

QUALIFIER = GAF.INPUT.THERMAL UNIT.

EFFLUENT THERMAL UNIT	2 CO2 (S) 134 RP2D_IM 2	135 TAN4_FGD 4	136 RP1D_KP 1	137 RP2D_KP 2	144 TC4_ESP 4	145 A390% AP 3	146 A390%OP 3
-------- YEAR 2023 --------							
-------- YEAR 2024 --------							
-------- YEAR 2025 --------							
-------- YEAR 2026 --------							
-------- YEAR 2027 --------							
-------- YEAR 2028 --------							
-------- YEAR 2029 --------							
-------- YEAR 2030 --------							
-------- YEAR 2031 --------							
-------- YEAR 2032 --------							
-------- YEAR 2033 --------							
-------- YEAR 2034 --------							
-------- YEAR 2035 --------							
-------- YEAR 2036 --------							
-------- YEAR 2037 --------							
-------- YEAR 2038 --------							
-------- YEAR 2039 --------							
-------- YEAR 2040 --------							

EFFLUENT THERMAL UNIT	2 CO2 (S) 147 MTN_90% 1	148 RPT1_90% 1	149 RPT2_90% 2	150 GV1_90% 1	151 GV2_90% 2	153 MTN_18% 1	154 CC_FA_KP 1
-------- YEAR 2011 --------							
EMISSIONS DATA AT MAXIMUM	26.48	19.04	19.04	20.53	20.64	177.79	0.00
EMISSIONS DATA AT MINIMUM	26.48	19.04	19.04	20.53	20.64	177.79	0.00
EMISSIONS DATA PROFILE	0	0	0	0	0	0	0
-------- YEAR 2012 --------							
-------- YEAR 2013 --------							
-------- YEAR 2014 --------							
-------- YEAR 2015 --------							
-------- YEAR 2016 --------							
-------- YEAR 2017 --------							
-------- YEAR 2018 --------							
-------- YEAR 2019 --------							
-------- YEAR 2020 --------							
-------- YEAR 2021 --------							
-------- YEAR 2022 --------							
-------- YEAR 2023 --------							
-------- YEAR 2024 --------							
-------- YEAR 2025 --------							
-------- YEAR 2026 --------							
-------- YEAR 2027 --------							
-------- YEAR 2028 --------							
-------- YEAR 2029 --------							
-------- YEAR 2030 --------							
-------- YEAR 2031 --------							
-------- YEAR 2032 --------							
-------- YEAR 2033 --------							
-------- YEAR 2034 --------							
-------- YEAR 2035 --------							

-------- YEAR 2036 --------

-------- YEAR 2037 --------

-------- YEAR 2038 --------

-------- YEAR 2039 --------

-------- YEAR 2040 --------

EFFLUENT	2 CO2 (S)						
THERMAL UNIT	155	156	157	158	159	160	161
	CT_OHIO	CC_OH	CT_I&M	CC_I&M	CT_APCO	CC_APCO	CT_KPCO
	1	1	1	1	1	1	1
-------- YEAR 2011 --------							
EMISSIONS DATA AT MAXIMUM	0.00	0.00	0.00	0.00	0.00	0.00	0.00
EMISSIONS DATA AT MINIMUM	0.00	0.00	0.00	0.00	0.00	0.00	0.00
EMISSIONS DATA PROFILE	0	0	0	0	0	0	0

-------- YEAR 2012 --------

-------- YEAR 2013 --------

-------- YEAR 2014 --------

-------- YEAR 2015 --------

-------- YEAR 2016 --------

-------- YEAR 2017 --------

-------- YEAR 2018 --------

-------- YEAR 2019 --------

-------- YEAR 2020 --------

-------- YEAR 2021 --------

-------- YEAR 2022 --------

-------- YEAR 2023 --------

-------- YEAR 2024 --------

-------- YEAR 2025 --------

-------- YEAR 2026 --------

-------- YEAR 2027 --------

-------- YEAR 2028 --------

-------- YEAR 2029 --------

-------- YEAR 2030 --------

-------- YEAR 2031 --------

-------- YEAR 2032 --------

NOTE: DATA DISPLAYED AFTER 2011 ONLY IF
VALUE CHANGED FROM PREVIOUS YEAR.

AEP EAST
GENERATION AND FUEL MODULE
INPUT SUMMARY REPORT

QUALIFIER = GAF.INPUT.THERMAL UNIT.

EFFLUENT	2 CO2 (S)						
THERMAL UNIT	155	156	157	158	159	160	161
	CT_OHIO	CC_OH	CT_I&M	CC_I&M	CT_APCO	CC_APCO	CT_KPCO
	1	1	1	1	1	1	1
-------- YEAR 2033 --------							
-------- YEAR 2034 --------							
-------- YEAR 2035 --------							
-------- YEAR 2036 --------							
-------- YEAR 2037 --------							
-------- YEAR 2038 --------							
-------- YEAR 2039 --------							
-------- YEAR 2040 --------							

EFFLUENT	2 CO2 (S)						
THERMAL UNIT	162	163	164	165	166	168	169
	CC_KPCO	BS2 FGD	BS2 FGD	BS2 FGD	BS2 FGD	IGCC AP	PC_UL_AP
	1	1	5	22	23	1	1
-------- YEAR 2011 --------							
EMISSIONS DATA AT MAXIMUM	0.00	205.30	205.30	205.30	205.30	205.30	205.30
EMISSIONS DATA AT MINIMUM	0.00	205.30	205.30	205.30	205.30	205.30	205.30
EMISSIONS DATA PROFILE	0	0	0	0	0	0	0
-------- YEAR 2012 --------							
-------- YEAR 2013 --------							
-------- YEAR 2014 --------							
-------- YEAR 2015 --------							
-------- YEAR 2016 --------							
-------- YEAR 2017 --------							
-------- YEAR 2018 --------							
-------- YEAR 2019 --------							
-------- YEAR 2020 --------							
-------- YEAR 2021 --------							
-------- YEAR 2022 --------							
-------- YEAR 2023 --------							
-------- YEAR 2024 --------							
-------- YEAR 2025 --------							
-------- YEAR 2026 --------							
-------- YEAR 2027 --------							
-------- YEAR 2028 --------							
-------- YEAR 2029 --------							
-------- YEAR 2030 --------							
-------- YEAR 2031 --------							
-------- YEAR 2032 --------							
-------- YEAR 2033 --------							
-------- YEAR 2034 --------							
-------- YEAR 2035 --------							
-------- YEAR 2036 --------							
-------- YEAR 2037 --------							
-------- YEAR 2038 --------							
-------- YEAR 2039 --------							
-------- YEAR 2040 --------							

EFFLUENT	2 CO2 (S)						
THERMAL UNIT	170	171	172	173	174	175	176
	Nuke_AP	IGCC IM	PC_UL_IM	NUKE_IM	IGCC KP	PC_UL_KP	NUKE_KP
	1	1	1	1	1	1	1
-------- YEAR 2011 --------							
EMISSIONS DATA AT MAXIMUM	0.00	205.30	205.30	0.00	205.30	205.30	0.00
EMISSIONS DATA AT MINIMUM	0.00	205.30	205.30	0.00	205.30	205.30	0.00
EMISSIONS DATA PROFILE	0	0	0	0	0	0	0

-------- YEAR 2012 --------

-------- YEAR 2013 --------

-------- YEAR 2014 --------

-------- YEAR 2015 --------

-------- YEAR 2016 --------

-------- YEAR 2017 --------

-------- YEAR 2018 --------

-------- YEAR 2019 --------

-------- YEAR 2020 --------

-------- YEAR 2021 --------

-------- YEAR 2022 --------

-------- YEAR 2023 --------

-------- YEAR 2024 --------

-------- YEAR 2025 --------

-------- YEAR 2026 --------

-------- YEAR 2027 --------

-------- YEAR 2028 --------

-------- YEAR 2029 --------

-------- YEAR 2030 --------

-------- YEAR 2031 --------

-------- YEAR 2032 --------

-------- YEAR 2033 --------

-------- YEAR 2034 --------

-------- YEAR 2035 --------

-------- YEAR 2036 --------

-------- YEAR 2037 --------

-------- YEAR 2038 --------

-------- YEAR 2039 --------

-------- YEAR 2040 --------

NOTE: DATA DISPLAYED AFTER 2011 ONLY IF
VALUE CHANGED FROM PREVIOUS YEAR.

AEP EAST
GENERATION AND FUEL MODULE
INPUT SUMMARY REPORT

QUALIFIER = GAF.INPUT.THERMAL UNIT.

EFFLUENT	2 CO2 (S)						
THERMAL UNIT	177	178	179	181	182	183	184
	IGCC OH	PC_UL_OH	NUKE OH	RP1D_03	RP1D_04	RP1D_08	RP1D_20
	1	1	1	1	1	1	1
-------- YEAR 2011 --------							
EMISSIONS DATA AT MAXIMUM	205.30	205.30	0.00	212.58	212.58	212.58	212.58
EMISSIONS DATA AT MINIMUM	205.30	205.30	0.00	212.58	212.58	212.58	212.58
EMISSIONS DATA PROFILE	0	0	0	0	0	0	0
-------- YEAR 2012 --------							
-------- YEAR 2013 --------							
-------- YEAR 2014 --------							
-------- YEAR 2015 --------							
-------- YEAR 2016 --------							
-------- YEAR 2017 --------							
-------- YEAR 2018 --------							
-------- YEAR 2019 --------							
-------- YEAR 2020 --------							
-------- YEAR 2021 --------							
-------- YEAR 2022 --------							
-------- YEAR 2023 --------							
-------- YEAR 2024 --------							
-------- YEAR 2025 --------							
-------- YEAR 2026 --------							
-------- YEAR 2027 --------							
-------- YEAR 2028 --------							
-------- YEAR 2029 --------							
-------- YEAR 2030 --------							
-------- YEAR 2031 --------							
-------- YEAR 2032 --------							
-------- YEAR 2033 --------							
-------- YEAR 2034 --------							
-------- YEAR 2035 --------							
-------- YEAR 2036 --------							
-------- YEAR 2037 --------							
-------- YEAR 2038 --------							
-------- YEAR 2039 --------							
-------- YEAR 2040 --------							

EFFLUENT	2 CO2 (S)						
THERMAL UNIT	186	187	188	189	190	191	201
	RP1TR_IM	RP2TR_IM	RP1TR_KP	RP2TR_KP	T4_TRONA	T4_TRCCR	
	1	2	1	2	4	4	0
-------- YEAR 2011 --------							
EMISSIONS DATA AT MAXIMUM	211.74	211.74	211.74	211.74	211.22	211.22	0.00
EMISSIONS DATA AT MINIMUM	211.74	211.74	211.74	211.74	211.22	211.22	0.00
EMISSIONS DATA PROFILE	0	0	0	0	0	0	0
-------- YEAR 2012 --------							
-------- YEAR 2013 --------							
-------- YEAR 2014 --------							
-------- YEAR 2015 --------							
-------- YEAR 2016 --------							
-------- YEAR 2017 --------							
-------- YEAR 2018 --------							
-------- YEAR 2019 --------							
-------- YEAR 2020 --------							
-------- YEAR 2021 --------							
-------- YEAR 2022 --------							

-------- YEAR 2023 --------

-------- YEAR 2024 --------

-------- YEAR 2025 --------

-------- YEAR 2026 --------

-------- YEAR 2027 --------

-------- YEAR 2028 --------

-------- YEAR 2029 --------

-------- YEAR 2030 --------

-------- YEAR 2031 --------

-------- YEAR 2032 --------

-------- YEAR 2033 --------

-------- YEAR 2034 --------

-------- YEAR 2035 --------

-------- YEAR 2036 --------

-------- YEAR 2037 --------

-------- YEAR 2038 --------

-------- YEAR 2039 --------

-------- YEAR 2040 --------

EFFLUENT	2 CO2 (S)						
THERMAL UNIT	223	224	228	229	230	231	232
	MR_STKR1	MR_STKR2	AMS3_SI	BS2_SI	MR5_CF	MR5_SI	RPT1_CF
	1	1	3	2	5	5	1
-------- YEAR 2011 --------							
EMISSIONS DATA AT MAXIMUM	0.00	0.00	187.49	186.10	202.14	184.63	207.41
EMISSIONS DATA AT MINIMUM	0.00	0.00	187.49	186.10	202.14	184.63	207.41
EMISSIONS DATA PROFILE	0	0	0	0	0	0	0

-------- YEAR 2012 --------

-------- YEAR 2013 --------

-------- YEAR 2014 --------

-------- YEAR 2015 --------

-------- YEAR 2016 --------

-------- YEAR 2017 --------

-------- YEAR 2018 --------

-------- YEAR 2019 --------

NOTE: DATA DISPLAYED AFTER 2011 ONLY IF
VALUE CHANGED FROM PREVIOUS YEAR.

AEP EAST
GENERATION AND FUEL MODULE
INPUT SUMMARY REPORT

QUALIFIER = GAF.INPUT.THERMAL UNIT.

EFFLUENT THERMAL UNIT	2 CO2 (S) 223 MR_STKR1 1	224 MR_STKR2 1	228 AMS3_SI 3	229 BS2_SI 2	230 MR5_CF 5	231 MR5_SI 5	232 RPT1_CF 1
-------- YEAR 2020 --------							
-------- YEAR 2021 --------							
-------- YEAR 2022 --------							
-------- YEAR 2023 --------							
-------- YEAR 2024 --------							
-------- YEAR 2025 --------							
-------- YEAR 2026 --------							
-------- YEAR 2027 --------							
-------- YEAR 2028 --------							
-------- YEAR 2029 --------							
-------- YEAR 2030 --------							
-------- YEAR 2031 --------							
-------- YEAR 2032 --------							
-------- YEAR 2033 --------							
-------- YEAR 2034 --------							
-------- YEAR 2035 --------							
-------- YEAR 2036 --------							
-------- YEAR 2037 --------							
-------- YEAR 2038 --------							
-------- YEAR 2039 --------							
-------- YEAR 2040 --------							

EFFLUENT THERMAL UNIT	2 CO2 (S) 233 RPT2_CF 2	234 RPT1_SI 1	235 RPT2_SI 2	251 DC1_HPT 1	252 DC1_IS 1	253 DC1_EFF 1	254 DC1_17 1
-------- YEAR 2011 --------							
EMISSIONS DATA AT MAXIMUM	207.41	190.41	190.41	0.00	0.00	0.00	0.00
EMISSIONS DATA AT MINIMUM	207.41	190.41	190.41	0.00	0.00	0.00	0.00
EMISSIONS DATA PROFILE	0	0	0	0	0	0	0
-------- YEAR 2012 --------							
-------- YEAR 2013 --------							
-------- YEAR 2014 --------							
-------- YEAR 2015 --------							
-------- YEAR 2016 --------							
-------- YEAR 2017 --------							
-------- YEAR 2018 --------							
-------- YEAR 2019 --------							
-------- YEAR 2020 --------							
-------- YEAR 2021 --------							
-------- YEAR 2022 --------							
-------- YEAR 2023 --------							
-------- YEAR 2024 --------							
-------- YEAR 2025 --------							
-------- YEAR 2026 --------							
-------- YEAR 2027 --------							
-------- YEAR 2028 --------							
-------- YEAR 2029 --------							
-------- YEAR 2030 --------							
-------- YEAR 2031 --------							
-------- YEAR 2032 --------							

-------- YEAR 2033 --------

-------- YEAR 2034 --------

-------- YEAR 2035 --------

-------- YEAR 2036 --------

-------- YEAR 2037 --------

-------- YEAR 2038 --------

-------- YEAR 2039 --------

-------- YEAR 2040 --------

EFFLUENT	2 CO2 (S)						
THERMAL UNIT	255	257	258	259	260	269	270
	DC1_3800	DC2_HPT	DC2_EFF	DC2_SPU	DC2_3800	BIGSD_15	BIGSD_GP
	1	2	2	2	2	1	1
-------- YEAR 2011 --------							
EMISSIONS DATA AT MAXIMUM	0.00	0.00	0.00	0.00	0.00	205.30	205.30
EMISSIONS DATA AT MINIMUM	0.00	0.00	0.00	0.00	0.00	205.30	205.30
EMISSIONS DATA PROFILE	0	0	0	0	0	0	0

-------- YEAR 2012 --------

-------- YEAR 2013 --------

-------- YEAR 2014 --------

-------- YEAR 2015 --------

-------- YEAR 2016 --------

-------- YEAR 2017 --------

-------- YEAR 2018 --------

-------- YEAR 2019 --------

-------- YEAR 2020 --------

-------- YEAR 2021 --------

-------- YEAR 2022 --------

-------- YEAR 2023 --------

-------- YEAR 2024 --------

-------- YEAR 2025 --------

-------- YEAR 2026 --------

-------- YEAR 2027 --------

-------- YEAR 2028 --------

-------- YEAR 2029 --------

NOTE: DATA DISPLAYED AFTER 2011 ONLY IF
VALUE CHANGED FROM PREVIOUS YEAR.

AEP EAST
GENERATION AND FUEL MODULE
INPUT SUMMARY REPORT

QUALIFIER = GAF.INPUT.THERMAL UNIT.

EFFLUENT	2 CO2 (S)						
THERMAL UNIT	255	257	258	259	260	269	270
	DC1_3800	DC2_HPT	DC2_EFF	DC2_SPU	DC2_3800	BIGSD_15	BIGSD_GP
	1	2	2	2	2	1	1
-------- YEAR 2030 --------							
-------- YEAR 2031 --------							
-------- YEAR 2032 --------							
-------- YEAR 2033 --------							
-------- YEAR 2034 --------							
-------- YEAR 2035 --------							
-------- YEAR 2036 --------							
-------- YEAR 2037 --------							
-------- YEAR 2038 --------							
-------- YEAR 2039 --------							
-------- YEAR 2040 --------							

EFFLUENT	2 CO2 (S)						
THERMAL UNIT	271	272	273	274	275	276	277
	CLN_Q_HM	CLN_Q_15	CLN_Q_HM	CLN_Q_15	CLN_Q_HM	CLN_Q_15	CVL_3_HM
	1	1	2	2	3	3	3
-------- YEAR 2011 --------							
EMISSIONS DATA AT MAXIMUM	205.30	205.30	205.30	205.30	205.30	205.30	205.30
EMISSIONS DATA AT MINIMUM	205.30	205.30	205.30	205.30	205.30	205.30	205.30
EMISSIONS DATA PROFILE	0	0	0	0	0	0	0
-------- YEAR 2012 --------							
-------- YEAR 2013 --------							
-------- YEAR 2014 --------							
-------- YEAR 2015 --------							
-------- YEAR 2016 --------							
-------- YEAR 2017 --------							
-------- YEAR 2018 --------							
-------- YEAR 2019 --------							
-------- YEAR 2020 --------							
-------- YEAR 2021 --------							
-------- YEAR 2022 --------							
-------- YEAR 2023 --------							
-------- YEAR 2024 --------							
-------- YEAR 2025 --------							
-------- YEAR 2026 --------							
-------- YEAR 2027 --------							
-------- YEAR 2028 --------							
-------- YEAR 2029 --------							
-------- YEAR 2030 --------							
-------- YEAR 2031 --------							
-------- YEAR 2032 --------							
-------- YEAR 2033 --------							
-------- YEAR 2034 --------							
-------- YEAR 2035 --------							
-------- YEAR 2036 --------							
-------- YEAR 2037 --------							
-------- YEAR 2038 --------							
-------- YEAR 2039 --------							
-------- YEAR 2040 --------							

EFFLUENT	2 CO2 (S)						
THERMAL UNIT	278	279	280	281	282	283	284
	CVL_3_10	GLN_5_HM	GLN_5_15	GLN_6_HM	GLN_6_15	KMR_F_HM	KMR_F_GP
	3	5	5	6	6	1	1

-------- YEAR 2011 --------							
EMISSIONS DATA AT MAXIMUM	205.30	205.30	205.30	205.30	205.30	207.98	207.98
EMISSIONS DATA AT MINIMUM	205.30	205.30	205.30	205.30	205.30	207.98	207.98
EMISSIONS DATA PROFILE	0	0	0	0	0	0	0
-------- YEAR 2012 --------							
-------- YEAR 2013 --------							
-------- YEAR 2014 --------							
-------- YEAR 2015 --------							
-------- YEAR 2016 --------							
-------- YEAR 2017 --------							
-------- YEAR 2018 --------							
-------- YEAR 2019 --------							
-------- YEAR 2020 --------							
-------- YEAR 2021 --------							
-------- YEAR 2022 --------							
-------- YEAR 2023 --------							
-------- YEAR 2024 --------							
-------- YEAR 2025 --------							
-------- YEAR 2026 --------							
-------- YEAR 2027 --------							
-------- YEAR 2028 --------							
-------- YEAR 2029 --------							
-------- YEAR 2030 --------							
-------- YEAR 2031 --------							
-------- YEAR 2032 --------							
-------- YEAR 2033 --------							
-------- YEAR 2034 --------							
-------- YEAR 2035 --------							
-------- YEAR 2036 --------							
-------- YEAR 2037 --------							
-------- YEAR 2038 --------							
-------- YEAR 2039 --------							

NOTE: DATA DISPLAYED AFTER 2011 ONLY IF
VALUE CHANGED FROM PREVIOUS YEAR.

AEP EAST
GENERATION AND FUEL MODULE
INPUT SUMMARY REPORT

QUALIFIER = GAF.INPUT.THERMAL UNIT.

EFFLUENT	2 CO2 (S)						
THERMAL UNIT	278	279	280	281	282	283	284
	CVL_3_10	GLN_5_HM	GLN_5_15	GLN_6_HM	GLN_6_15	KMR_F_HM	KMR_F_GP
	3	5	5	6	6	1	1
-------- YEAR 2040 --------							

EFFLUENT	2 CO2 (S)						
THERMAL UNIT	285	286	287	288	289	290	291
	KMR_F_HM	KMR_F_GP	KMR_F_HM	KMR_F_GP	KWA_1_HM	KWA_1_15	KWA_2_HM
	2	2	3	3	1	1	2
-------- YEAR 2011 --------							
EMISSIONS DATA AT MAXIMUM	207.98	207.98	207.98	207.98	205.30	205.30	205.30
EMISSIONS DATA AT MINIMUM	207.98	207.98	207.98	207.98	205.30	205.30	205.30
EMISSIONS DATA PROFILE	0	0	0	0	0	0	0
-------- YEAR 2012 --------							
-------- YEAR 2013 --------							
-------- YEAR 2014 --------							
-------- YEAR 2015 --------							
-------- YEAR 2016 --------							
-------- YEAR 2017 --------							
-------- YEAR 2018 --------							
-------- YEAR 2019 --------							
-------- YEAR 2020 --------							
-------- YEAR 2021 --------							
-------- YEAR 2022 --------							
-------- YEAR 2023 --------							
-------- YEAR 2024 --------							
-------- YEAR 2025 --------							
-------- YEAR 2026 --------							
-------- YEAR 2027 --------							
-------- YEAR 2028 --------							
-------- YEAR 2029 --------							
-------- YEAR 2030 --------							
-------- YEAR 2031 --------							
-------- YEAR 2032 --------							
-------- YEAR 2033 --------							
-------- YEAR 2034 --------							
-------- YEAR 2035 --------							
-------- YEAR 2036 --------							
-------- YEAR 2037 --------							
-------- YEAR 2038 --------							
-------- YEAR 2039 --------							
-------- YEAR 2040 --------							

EFFLUENT	2 CO2 (S)						
THERMAL UNIT	292	293	294	295	296	297	298
	KWA_2_15	MSKR1_HM	MSKR1_12	MSKR2_HM	MSKR2_12	MSKR3_GP	MR3HM_12
	2	1	1	2	2	3	3
-------- YEAR 2011 --------							
EMISSIONS DATA AT MAXIMUM	205.30	205.30	205.30	205.30	205.30	205.30	205.30
EMISSIONS DATA AT MINIMUM	205.30	205.30	205.30	205.30	205.30	205.30	205.30
EMISSIONS DATA PROFILE	0	0	0	0	0	0	0
-------- YEAR 2012 --------							
-------- YEAR 2013 --------							
-------- YEAR 2014 --------							
-------- YEAR 2015 --------							
-------- YEAR 2016 --------							
-------- YEAR 2017 --------							
-------- YEAR 2018 --------							

-------- YEAR 2019 --------

-------- YEAR 2020 --------

-------- YEAR 2021 --------

-------- YEAR 2022 --------

-------- YEAR 2023 --------

-------- YEAR 2024 --------

-------- YEAR 2025 --------

-------- YEAR 2026 --------

-------- YEAR 2027 --------

-------- YEAR 2028 --------

-------- YEAR 2029 --------

-------- YEAR 2030 --------

-------- YEAR 2031 --------

-------- YEAR 2032 --------

-------- YEAR 2033 --------

-------- YEAR 2034 --------

-------- YEAR 2035 --------

-------- YEAR 2036 --------

-------- YEAR 2037 --------

-------- YEAR 2038 --------

-------- YEAR 2039 --------

-------- YEAR 2040 --------

EFFLUENT 2 CO2 (S)

THERMAL UNIT	299 MSKR4_GP 4	300 M4HM_12 4	301 PICWY_HM 5	302 PICWY_GP 5	303 SP1_F_HM 1	304 SP1_F_15 1	305 SP2_F_HM 2
-------- YEAR 2011 --------							
EMISSIONS DATA AT MAXIMUM	205.30	205.30	205.30	205.30	205.30	205.30	205.30
EMISSIONS DATA AT MINIMUM	205.30	205.30	205.30	205.30	205.30	205.30	205.30
EMISSIONS DATA PROFILE	0	0	0	0	0	0	0

-------- YEAR 2012 --------

-------- YEAR 2013 --------

-------- YEAR 2014 --------

-------- YEAR 2015 --------

NOTE: DATA DISPLAYED AFTER 2011 ONLY IF
VALUE CHANGED FROM PREVIOUS YEAR.

AEP EAST
GENERATION AND FUEL MODULE
INPUT SUMMARY REPORT

QUALIFIER = GAF.INPUT.THERMAL UNIT.

EFFLUENT THERMAL UNIT	2 CO2 (S) 299 MSKR4_GP 4	300 M4HM_12 4	301 PICWY_HM 5	302 PICWY_GP 5	303 SP1_F_HM 1	304 SP1_F_15 1	305 SP2_F_HM 2
-------- YEAR 2016 --------							
-------- YEAR 2017 --------							
-------- YEAR 2018 --------							
-------- YEAR 2019 --------							
-------- YEAR 2020 --------							
-------- YEAR 2021 --------							
-------- YEAR 2022 --------							
-------- YEAR 2023 --------							
-------- YEAR 2024 --------							
-------- YEAR 2025 --------							
-------- YEAR 2026 --------							
-------- YEAR 2027 --------							
-------- YEAR 2028 --------							
-------- YEAR 2029 --------							
-------- YEAR 2030 --------							
-------- YEAR 2031 --------							
-------- YEAR 2032 --------							
-------- YEAR 2033 --------							
-------- YEAR 2034 --------							
-------- YEAR 2035 --------							
-------- YEAR 2036 --------							
-------- YEAR 2037 --------							
-------- YEAR 2038 --------							
-------- YEAR 2039 --------							
-------- YEAR 2040 --------							

EFFLUENT THERMAL UNIT	2 CO2 (S) 306 SP2_F_15 2	307 SP3_Q_HM 3	308 SP3_Q_15 3	309 SP4_Q_HM 4	310 SP4_Q_15 4	311 SP5_HM 5	312 SP5_15 5
-------- YEAR 2011 --------							
EMISSIONS DATA AT MAXIMUM	205.30	205.30	205.30	205.30	205.30	205.30	205.30
EMISSIONS DATA AT MINIMUM	205.30	205.30	205.30	205.30	205.30	205.30	205.30
EMISSIONS DATA PROFILE	0	0	0	0	0	0	0
-------- YEAR 2012 --------							
-------- YEAR 2013 --------							
-------- YEAR 2014 --------							
-------- YEAR 2015 --------							
-------- YEAR 2016 --------							
-------- YEAR 2017 --------							
-------- YEAR 2018 --------							
-------- YEAR 2019 --------							
-------- YEAR 2020 --------							
-------- YEAR 2021 --------							
-------- YEAR 2022 --------							
-------- YEAR 2023 --------							
-------- YEAR 2024 --------							
-------- YEAR 2025 --------							
-------- YEAR 2026 --------							
-------- YEAR 2027 --------							
-------- YEAR 2028 --------							

-------- YEAR 2029 --------

-------- YEAR 2030 --------

-------- YEAR 2031 --------

-------- YEAR 2032 --------

-------- YEAR 2033 --------

-------- YEAR 2034 --------

-------- YEAR 2035 --------

-------- YEAR 2036 --------

-------- YEAR 2037 --------

-------- YEAR 2038 --------

-------- YEAR 2039 --------

-------- YEAR 2040 --------

EFFLUENT THERMAL UNIT	2 CO2 (S) 313 TNR_F_HM 1	314 TNR_F_15 1	315 TNR_F_HM 2	316 TNR_F_15 2	317 TNR_F_HM 3	318 TNR_F_15 3	319 PW_GP_15 5
-------- YEAR 2011 --------							
EMISSIONS DATA AT MAXIMUM	205.30	205.30	205.30	205.30	205.30	205.30	205.30
EMISSIONS DATA AT MINIMUM	205.30	205.30	205.30	205.30	205.30	205.30	205.30
EMISSIONS DATA PROFILE	0	0	0	0	0	0	0

-------- YEAR 2012 --------

-------- YEAR 2013 --------

-------- YEAR 2014 --------

-------- YEAR 2015 --------

-------- YEAR 2016 --------

-------- YEAR 2017 --------

-------- YEAR 2018 --------

-------- YEAR 2019 --------

-------- YEAR 2020 --------

-------- YEAR 2021 --------

-------- YEAR 2022 --------

-------- YEAR 2023 --------

-------- YEAR 2024 --------

-------- YEAR 2025 --------

NOTE: DATA DISPLAYED AFTER 2011 ONLY IF
VALUE CHANGED FROM PREVIOUS YEAR.

AEP EAST
GENERATION AND FUEL MODULE
INPUT SUMMARY REPORT

QUALIFIER = GAF.INPUT.THERMAL UNIT.

EFFLUENT	2 CO2 (S)						
THERMAL UNIT	313	314	315	316	317	318	319
	TNR_F_HM	TNR_F_15	TNR_F_HM	TNR_F_15	TNR_F_HM	TNR_F_15	PW_GP_15
	1	1	2	2	3	3	5
-------- YEAR 2026 --------							
-------- YEAR 2027 --------							
-------- YEAR 2028 --------							
-------- YEAR 2029 --------							
-------- YEAR 2030 --------							
-------- YEAR 2031 --------							
-------- YEAR 2032 --------							
-------- YEAR 2033 --------							
-------- YEAR 2034 --------							
-------- YEAR 2035 --------							
-------- YEAR 2036 --------							
-------- YEAR 2037 --------							
-------- YEAR 2038 --------							
-------- YEAR 2039 --------							
-------- YEAR 2040 --------							

EFFLUENT	2 CO2 (S)						
THERMAL UNIT	320	364	500	501	502	503	958
	RHills 1		DUMMY_OP	DUMMY_IM	DUMMY_AP	DUMMY_KP	CC_KPCO
	1	0	0	0	0	0	958
-------- YEAR 2011 --------							
EMISSIONS DATA AT MAXIMUM	116.00	0.00	0.00	0.00	0.00	0.00	0.00
EMISSIONS DATA AT MINIMUM	116.00	0.00	0.00	0.00	0.00	0.00	0.00
EMISSIONS DATA PROFILE	0	0	0	0	0	0	0
-------- YEAR 2012 --------							
-------- YEAR 2013 --------							
-------- YEAR 2014 --------							
-------- YEAR 2015 --------							
-------- YEAR 2016 --------							
-------- YEAR 2017 --------							
-------- YEAR 2018 --------							
-------- YEAR 2019 --------							
-------- YEAR 2020 --------							
-------- YEAR 2021 --------							
-------- YEAR 2022 --------							
-------- YEAR 2023 --------							
-------- YEAR 2024 --------							
-------- YEAR 2025 --------							
-------- YEAR 2026 --------							
-------- YEAR 2027 --------							
-------- YEAR 2028 --------							
-------- YEAR 2029 --------							
-------- YEAR 2030 --------							
-------- YEAR 2031 --------							
-------- YEAR 2032 --------							
-------- YEAR 2033 --------							
-------- YEAR 2034 --------							
-------- YEAR 2035 --------							
-------- YEAR 2036 --------							
-------- YEAR 2037 --------							
-------- YEAR 2038 --------							

-------- YEAR 2039 --------

-------- YEAR 2040 --------

EFFLUENT	2 CO2 (S)						
THERMAL UNIT	959	960	961	962	963	964	965
	RP2D_KP	RP2D_IM	CSV6_SCR	CSV5_SCR	DUMMY_OP	DUMMY_OP	RP1D_03
	959	960	961	962	963	964	965
-------- YEAR 2011 --------							
EMISSIONS DATA AT MAXIMUM	212.58	212.58	210.66	210.66	0.00	0.00	212.58
EMISSIONS DATA AT MINIMUM	212.58	212.58	210.66	210.66	0.00	0.00	212.58
EMISSIONS DATA PROFILE	0	0	0	0	0	0	0

-------- YEAR 2012 --------

-------- YEAR 2013 --------

-------- YEAR 2014 --------

-------- YEAR 2015 --------

-------- YEAR 2016 --------

-------- YEAR 2017 --------

-------- YEAR 2018 --------

-------- YEAR 2019 --------

-------- YEAR 2020 --------

-------- YEAR 2021 --------

-------- YEAR 2022 --------

-------- YEAR 2023 --------

-------- YEAR 2024 --------

-------- YEAR 2025 --------

-------- YEAR 2026 --------

-------- YEAR 2027 --------

-------- YEAR 2028 --------

-------- YEAR 2029 --------

-------- YEAR 2030 --------

-------- YEAR 2031 --------

-------- YEAR 2032 --------

-------- YEAR 2033 --------

-------- YEAR 2034 --------

-------- YEAR 2035 --------

NOTE: DATA DISPLAYED AFTER 2011 ONLY IF
VALUE CHANGED FROM PREVIOUS YEAR.

AEP EAST
GENERATION AND FUEL MODULE
INPUT SUMMARY REPORT

QUALIFIER = GAF.INPUT.THERMAL UNIT.

EFFLUENT	2 CO2 (S)						
THERMAL UNIT	959	960	961	962	963	964	965
	RP2D_KP	RP2D_IM	CSV6_SCR	CSV5_SCR	DUMMY_OP	DUMMY_OP	RP1D_03
	959	960	961	962	963	964	965
-------- YEAR 2036 --------							
-------- YEAR 2037 --------							
-------- YEAR 2038 --------							
-------- YEAR 2039 --------							
-------- YEAR 2040 --------							

EFFLUENT	2 CO2 (S)						
THERMAL UNIT	966	967	968	969	970	971	972
	RP1D_KP	BS2 FGD	CR2_NGCC	CR1_NGCC	MR5_NGCC	DUMMY_OP	DUMMY_OP
	966	967	968	969	970	971	972
-------- YEAR 2011 --------							
EMISSIONS DATA AT MAXIMUM	212.58	205.30	0.00	0.00	0.00	0.00	0.00
EMISSIONS DATA AT MINIMUM	212.58	205.30	0.00	0.00	0.00	0.00	0.00
EMISSIONS DATA PROFILE	0	0	0	0	0	0	0
-------- YEAR 2012 --------							
-------- YEAR 2013 --------							
-------- YEAR 2014 --------							
-------- YEAR 2015 --------							
-------- YEAR 2016 --------							
-------- YEAR 2017 --------							
-------- YEAR 2018 --------							
-------- YEAR 2019 --------							
-------- YEAR 2020 --------							
-------- YEAR 2021 --------							
-------- YEAR 2022 --------							
-------- YEAR 2023 --------							
-------- YEAR 2024 --------							
-------- YEAR 2025 --------							
-------- YEAR 2026 --------							
-------- YEAR 2027 --------							
-------- YEAR 2028 --------							
-------- YEAR 2029 --------							
-------- YEAR 2030 --------							
-------- YEAR 2031 --------							
-------- YEAR 2032 --------							
-------- YEAR 2033 --------							
-------- YEAR 2034 --------							
-------- YEAR 2035 --------							
-------- YEAR 2036 --------							
-------- YEAR 2037 --------							
-------- YEAR 2038 --------							
-------- YEAR 2039 --------							
-------- YEAR 2040 --------							

EFFLUENT	2 CO2 (S)						
THERMAL UNIT	973	974	975	976	977	978	979
	DUMMY_OP	DUMMY_OP	DUMMY_OP	DUMMY_OP	DUMMY_OP	DUMMY_OP	DUMMY_OP
	973	974	975	976	977	978	979
-------- YEAR 2011 --------							
EMISSIONS DATA AT MAXIMUM	0.00	0.00	0.00	0.00	0.00	0.00	0.00
EMISSIONS DATA AT MINIMUM	0.00	0.00	0.00	0.00	0.00	0.00	0.00
EMISSIONS DATA PROFILE	0	0	0	0	0	0	0
-------- YEAR 2012 --------							
-------- YEAR 2013 --------							
-------- YEAR 2014 --------							

-------- YEAR 2015 --------

-------- YEAR 2016 --------

-------- YEAR 2017 --------

-------- YEAR 2018 --------

-------- YEAR 2019 --------

-------- YEAR 2020 --------

-------- YEAR 2021 --------

-------- YEAR 2022 --------

-------- YEAR 2023 --------

-------- YEAR 2024 --------

-------- YEAR 2025 --------

-------- YEAR 2026 --------

-------- YEAR 2027 --------

-------- YEAR 2028 --------

-------- YEAR 2029 --------

-------- YEAR 2030 --------

-------- YEAR 2031 --------

-------- YEAR 2032 --------

-------- YEAR 2033 --------

-------- YEAR 2034 --------

-------- YEAR 2035 --------

-------- YEAR 2036 --------

-------- YEAR 2037 --------

-------- YEAR 2038 --------

-------- YEAR 2039 --------

-------- YEAR 2040 --------

EFFLUENT	2 CO2 (S)						
THERMAL UNIT	980	981	982	983	984	985	986
	DUMMY_OP	DUMMY_OP	DUMMY_OP	DUMMY_OP	DUMMY_OP	DUMMY_OP	DUMMY_OP
	980	981	982	983	984	985	986
-------- YEAR 2011 --------							
EMISSIONS DATA AT MAXIMUM	0.00	0.00	0.00	0.00	0.00	0.00	0.00
EMISSIONS DATA AT MINIMUM	0.00	0.00	0.00	0.00	0.00	0.00	0.00
EMISSIONS DATA PROFILE	0	0	0	0	0	0	0

NOTE: DATA DISPLAYED AFTER 2011 ONLY IF
VALUE CHANGED FROM PREVIOUS YEAR.

AEP EAST
GENERATION AND FUEL MODULE
INPUT SUMMARY REPORT

QUALIFIER = GAF.INPUT.THERMAL UNIT.

EFFLUENT	2 CO2 (S)						
THERMAL UNIT	980	981	982	983	984	985	986
	DUMMY_OP	DUMMY_OP	DUMMY_OP	DUMMY_OP	DUMMY_OP	DUMMY_OP	DUMMY_OP
	980	981	982	983	984	985	986
-------- YEAR 2012 --------							
-------- YEAR 2013 --------							
-------- YEAR 2014 --------							
-------- YEAR 2015 --------							
-------- YEAR 2016 --------							
-------- YEAR 2017 --------							
-------- YEAR 2018 --------							
-------- YEAR 2019 --------							
-------- YEAR 2020 --------							
-------- YEAR 2021 --------							
-------- YEAR 2022 --------							
-------- YEAR 2023 --------							
-------- YEAR 2024 --------							
-------- YEAR 2025 --------							
-------- YEAR 2026 --------							
-------- YEAR 2027 --------							
-------- YEAR 2028 --------							
-------- YEAR 2029 --------							
-------- YEAR 2030 --------							
-------- YEAR 2031 --------							
-------- YEAR 2032 --------							
-------- YEAR 2033 --------							
-------- YEAR 2034 --------							
-------- YEAR 2035 --------							
-------- YEAR 2036 --------							
-------- YEAR 2037 --------							
-------- YEAR 2038 --------							
-------- YEAR 2039 --------							
-------- YEAR 2040 --------							

EFFLUENT	2 CO2 (S)						
THERMAL UNIT	987	988	989	990	991	992	993
	DUMMY_OP	DUMMY_OP	DUMMY_OP	DUMMY_OP	DUMMY_OP	DUMMY_OP	DUMMY_OP
	987	988	989	990	991	992	993
-------- YEAR 2011 --------							
EMISSIONS DATA AT MAXIMUM	0.00	0.00	0.00	0.00	0.00	0.00	0.00
EMISSIONS DATA AT MINIMUM	0.00	0.00	0.00	0.00	0.00	0.00	0.00
EMISSIONS DATA PROFILE	0	0	0	0	0	0	0
-------- YEAR 2012 --------							
-------- YEAR 2013 --------							
-------- YEAR 2014 --------							
-------- YEAR 2015 --------							
-------- YEAR 2016 --------							
-------- YEAR 2017 --------							
-------- YEAR 2018 --------							
-------- YEAR 2019 --------							
-------- YEAR 2020 --------							
-------- YEAR 2021 --------							
-------- YEAR 2022 --------							
-------- YEAR 2023 --------							
-------- YEAR 2024 --------							

-------- YEAR 2025 --------

-------- YEAR 2026 --------

-------- YEAR 2027 --------

-------- YEAR 2028 --------

-------- YEAR 2029 --------

-------- YEAR 2030 --------

-------- YEAR 2031 --------

-------- YEAR 2032 --------

-------- YEAR 2033 --------

-------- YEAR 2034 --------

-------- YEAR 2035 --------

-------- YEAR 2036 --------

-------- YEAR 2037 --------

-------- YEAR 2038 --------

-------- YEAR 2039 --------

-------- YEAR 2040 --------

EFFLUENT	2 CO2 (S)					
THERMAL UNIT	994	995	996	997	998	999
	DUMMY_OP	DUMMY_OP	T4_TRONA	RP2TR_KP	RP2TR_IM	DUMMY_OP
	994	995	996	997	998	999
-------- YEAR 2011 --------						
EMISSIONS DATA AT MAXIMUM	0.00	0.00	211.22	211.74	211.74	0.00
EMISSIONS DATA AT MINIMUM	0.00	0.00	211.22	211.74	211.74	0.00
EMISSIONS DATA PROFILE	0	0	0	0	0	0

-------- YEAR 2012 --------

-------- YEAR 2013 --------

-------- YEAR 2014 --------

-------- YEAR 2015 --------

-------- YEAR 2016 --------

-------- YEAR 2017 --------

-------- YEAR 2018 --------

-------- YEAR 2019 --------

-------- YEAR 2020 --------

-------- YEAR 2021 --------

NOTE: DATA DISPLAYED AFTER 2011 ONLY IF
VALUE CHANGED FROM PREVIOUS YEAR.

AEP EAST
GENERATION AND FUEL MODULE
INPUT SUMMARY REPORT

QUALIFIER = GAF.INPUT.THERMAL UNIT.

EFFLUENT THERMAL UNIT	2 CO2 (S) 994 DUMMY_OP 994	995 DUMMY_OP 995	996 T4_TRONA 996	997 RP2TR_KP 997	998 RP2TR_IM 998	999 DUMMY_OP 999
-------- YEAR 2022 --------						
-------- YEAR 2023 --------						
-------- YEAR 2024 --------						
-------- YEAR 2025 --------						
-------- YEAR 2026 --------						
-------- YEAR 2027 --------						
-------- YEAR 2028 --------						
-------- YEAR 2029 --------						
-------- YEAR 2030 --------						
-------- YEAR 2031 --------						
-------- YEAR 2032 --------						
-------- YEAR 2033 --------						
-------- YEAR 2034 --------						
-------- YEAR 2035 --------						
-------- YEAR 2036 --------						
-------- YEAR 2037 --------						
-------- YEAR 2038 --------						
-------- YEAR 2039 --------						
-------- YEAR 2040 --------						

EFFLUENT THERMAL UNIT	3 CO2 (G) 1 AMOS 1	2 AMOS 2	3 AMOS_OP 3	4 BECKJORD 6	5 BIG SAND 1	6 BIG SAND 2	7 CARD 1+2 1
-------- YEAR 2011 --------							
EMISSIONS DATA AT MAXIMUM	0.00	0.00	0.00	0.00	0.00	0.00	0.00
EMISSIONS DATA AT MINIMUM	0.00	0.00	0.00	0.00	0.00	0.00	0.00
EMISSIONS DATA PROFILE	0	0	0	0	0	0	0
-------- YEAR 2012 --------							
-------- YEAR 2013 --------							
-------- YEAR 2014 --------							
-------- YEAR 2015 --------							
-------- YEAR 2016 --------							
-------- YEAR 2017 --------							
-------- YEAR 2018 --------							
-------- YEAR 2019 --------							
-------- YEAR 2020 --------							
-------- YEAR 2021 --------							
-------- YEAR 2022 --------							
-------- YEAR 2023 --------							
-------- YEAR 2024 --------							
-------- YEAR 2025 --------							
-------- YEAR 2026 --------							
-------- YEAR 2027 --------							
-------- YEAR 2028 --------							
-------- YEAR 2029 --------							
-------- YEAR 2030 --------							
-------- YEAR 2031 --------							
-------- YEAR 2032 --------							
-------- YEAR 2033 --------							
-------- YEAR 2034 --------							

-------- YEAR 2035 --------

-------- YEAR 2036 --------

-------- YEAR 2037 --------

-------- YEAR 2038 --------

-------- YEAR 2039 --------

-------- YEAR 2040 --------

EFFLUENT	3 CO2 (G)						
THERMAL UNIT	8	9	10	11	12	13	14
	CARD 1+2	CARD 3	CLIFTY	CLIFTY	CLIFTY	CLIFTY	CLIFTY
	2	3	1	2	3	4	5
-------- YEAR 2011 --------							
EMISSIONS DATA AT MAXIMUM	0.00	0.00	0.00	0.00	0.00	0.00	0.00
EMISSIONS DATA AT MINIMUM	0.00	0.00	0.00	0.00	0.00	0.00	0.00
EMISSIONS DATA PROFILE	0	0	0	0	0	0	0

-------- YEAR 2012 --------

-------- YEAR 2013 --------

-------- YEAR 2014 --------

-------- YEAR 2015 --------

-------- YEAR 2016 --------

-------- YEAR 2017 --------

-------- YEAR 2018 --------

-------- YEAR 2019 --------

-------- YEAR 2020 --------

-------- YEAR 2021 --------

-------- YEAR 2022 --------

-------- YEAR 2023 --------

-------- YEAR 2024 --------

-------- YEAR 2025 --------

-------- YEAR 2026 --------

-------- YEAR 2027 --------

-------- YEAR 2028 --------

-------- YEAR 2029 --------

-------- YEAR 2030 --------

-------- YEAR 2031 --------

NOTE: DATA DISPLAYED AFTER 2011 ONLY IF
VALUE CHANGED FROM PREVIOUS YEAR.

AEP EAST
GENERATION AND FUEL MODULE
INPUT SUMMARY REPORT

QUALIFIER = GAF.INPUT.THERMAL UNIT.

EFFLUENT	3 CO2 (G)						
THERMAL UNIT	8	9	10	11	12	13	14
	CARD 1+2	CARD 3	CLIFTY	CLIFTY	CLIFTY	CLIFTY	CLIFTY
	2	3	1	2	3	4	5
-------- YEAR 2032 --------							
-------- YEAR 2033 --------							
-------- YEAR 2034 --------							
-------- YEAR 2035 --------							
-------- YEAR 2036 --------							
-------- YEAR 2037 --------							
-------- YEAR 2038 --------							
-------- YEAR 2039 --------							
-------- YEAR 2040 --------							

EFFLUENT	3 CO2 (G)						
THERMAL UNIT	15	16	17	18	19	20	21
	CLIFTY	CLINCH R	CLINCH R	CLINCH R	ROCKP_KP	ROCKP_KP	CSVL 1-4
	6	1	2	3	1	2	3
-------- YEAR 2011 --------							
EMISSIONS DATA AT MAXIMUM	0.00	0.00	0.00	0.00	0.00	0.00	0.00
EMISSIONS DATA AT MINIMUM	0.00	0.00	0.00	0.00	0.00	0.00	0.00
EMISSIONS DATA PROFILE	0	0	0	0	0	0	0
-------- YEAR 2012 --------							
-------- YEAR 2013 --------							
-------- YEAR 2014 --------							
-------- YEAR 2015 --------							
-------- YEAR 2016 --------							
-------- YEAR 2017 --------							
-------- YEAR 2018 --------							
-------- YEAR 2019 --------							
-------- YEAR 2020 --------							
-------- YEAR 2021 --------							
-------- YEAR 2022 --------							
-------- YEAR 2023 --------							
-------- YEAR 2024 --------							
-------- YEAR 2025 --------							
-------- YEAR 2026 --------							
-------- YEAR 2027 --------							
-------- YEAR 2028 --------							
-------- YEAR 2029 --------							
-------- YEAR 2030 --------							
-------- YEAR 2031 --------							
-------- YEAR 2032 --------							
-------- YEAR 2033 --------							
-------- YEAR 2034 --------							
-------- YEAR 2035 --------							
-------- YEAR 2036 --------							
-------- YEAR 2037 --------							
-------- YEAR 2038 --------							
-------- YEAR 2039 --------							
-------- YEAR 2040 --------							

EFFLUENT	3 CO2 (G)						
THERMAL UNIT	22	23	24	25	26	27	28
	CSVL 1-4	CSVL 5+6	CSVL 5+6	D C COOK	D C COOK	GAVIN	GAVIN
	4	5	6	1	2	1	2
-------- YEAR 2011 --------							
EMISSIONS DATA AT MAXIMUM	0.00	0.00	0.00	0.00	0.00	0.00	0.00
EMISSIONS DATA AT MINIMUM	0.00	0.00	0.00	0.00	0.00	0.00	0.00

EMISSIONS DATA PROFILE	0	0	0	0	0	0	0
-------- YEAR 2012 --------							
-------- YEAR 2013 --------							
-------- YEAR 2014 --------							
-------- YEAR 2015 --------							
-------- YEAR 2016 --------							
-------- YEAR 2017 --------							
-------- YEAR 2018 --------							
-------- YEAR 2019 --------							
-------- YEAR 2020 --------							
-------- YEAR 2021 --------							
-------- YEAR 2022 --------							
-------- YEAR 2023 --------							
-------- YEAR 2024 --------							
-------- YEAR 2025 --------							
-------- YEAR 2026 --------							
-------- YEAR 2027 --------							
-------- YEAR 2028 --------							
-------- YEAR 2029 --------							
-------- YEAR 2030 --------							
-------- YEAR 2031 --------							
-------- YEAR 2032 --------							
-------- YEAR 2033 --------							
-------- YEAR 2034 --------							
-------- YEAR 2035 --------							
-------- YEAR 2036 --------							
-------- YEAR 2037 --------							
-------- YEAR 2038 --------							
-------- YEAR 2039 --------							
-------- YEAR 2040 --------							

NOTE: DATA DISPLAYED AFTER 2011 ONLY IF
VALUE CHANGED FROM PREVIOUS YEAR.

AEP EAST
GENERATION AND FUEL MODULE
INPUT SUMMARY REPORT

QUALIFIER = GAF.INPUT.THERMAL UNIT.

EFFLUENT	3 CO2 (G)						
THERMAL UNIT	29	30	33	34	35	36	37
	GLEN LYN	GLEN LYN	KAMMER	KAMMER	KAMMER	KANAWHA	KANAWHA
	5	6	1	2	3	1	2
-------- YEAR 2011 --------							
EMISSIONS DATA AT MAXIMUM	0.00	0.00	0.00	0.00	0.00	0.00	0.00
EMISSIONS DATA AT MINIMUM	0.00	0.00	0.00	0.00	0.00	0.00	0.00
EMISSIONS DATA PROFILE	0	0	0	0	0	0	0
-------- YEAR 2012 --------							
-------- YEAR 2013 --------							
-------- YEAR 2014 --------							
-------- YEAR 2015 --------							
-------- YEAR 2016 --------							
-------- YEAR 2017 --------							
-------- YEAR 2018 --------							
-------- YEAR 2019 --------							
-------- YEAR 2020 --------							
-------- YEAR 2021 --------							
-------- YEAR 2022 --------							
-------- YEAR 2023 --------							
-------- YEAR 2024 --------							
-------- YEAR 2025 --------							
-------- YEAR 2026 --------							
-------- YEAR 2027 --------							
-------- YEAR 2028 --------							
-------- YEAR 2029 --------							
-------- YEAR 2030 --------							
-------- YEAR 2031 --------							
-------- YEAR 2032 --------							
-------- YEAR 2033 --------							
-------- YEAR 2034 --------							
-------- YEAR 2035 --------							
-------- YEAR 2036 --------							
-------- YEAR 2037 --------							
-------- YEAR 2038 --------							
-------- YEAR 2039 --------							
-------- YEAR 2040 --------							

EFFLUENT	3 CO2 (G)						
THERMAL UNIT	38	39	40	41	42	43	44
	KYGER	KYGER	KYGER	KYGER	KYGER	MITCHELL	MITCHELL
	1	2	3	4	5	1	2
-------- YEAR 2011 --------							
EMISSIONS DATA AT MAXIMUM	0.00	0.00	0.00	0.00	0.00	0.00	0.00
EMISSIONS DATA AT MINIMUM	0.00	0.00	0.00	0.00	0.00	0.00	0.00
EMISSIONS DATA PROFILE	0	0	0	0	0	0	0
-------- YEAR 2012 --------							
-------- YEAR 2013 --------							
-------- YEAR 2014 --------							
-------- YEAR 2015 --------							
-------- YEAR 2016 --------							
-------- YEAR 2017 --------							
-------- YEAR 2018 --------							
-------- YEAR 2019 --------							
-------- YEAR 2020 --------							
-------- YEAR 2021 --------							
-------- YEAR 2022 --------							

-------- YEAR 2023 --------

-------- YEAR 2024 --------

-------- YEAR 2025 --------

-------- YEAR 2026 --------

-------- YEAR 2027 --------

-------- YEAR 2028 --------

-------- YEAR 2029 --------

-------- YEAR 2030 --------

-------- YEAR 2031 --------

-------- YEAR 2032 --------

-------- YEAR 2033 --------

-------- YEAR 2034 --------

-------- YEAR 2035 --------

-------- YEAR 2036 --------

-------- YEAR 2037 --------

-------- YEAR 2038 --------

-------- YEAR 2039 --------

-------- YEAR 2040 --------

EFFLUENT THERMAL UNIT	3 CO2 (G) 45 MOUNT_ER 1	46 MUSK RVR 1	47 MUSK RVR 2	48 MUSK RVR 3	49 MUSK RVR 4	50 MUSK RVR 5	51 P SPORN 1
-------- YEAR 2011 --------							
EMISSIONS DATA AT MAXIMUM	0.00	0.00	0.00	0.00	0.00	0.00	0.00
EMISSIONS DATA AT MINIMUM	0.00	0.00	0.00	0.00	0.00	0.00	0.00
EMISSIONS DATA PROFILE	0	0	0	0	0	0	0

-------- YEAR 2012 --------

-------- YEAR 2013 --------

-------- YEAR 2014 --------

-------- YEAR 2015 --------

-------- YEAR 2016 --------

-------- YEAR 2017 --------

-------- YEAR 2018 --------

-------- YEAR 2019 --------

NOTE: DATA DISPLAYED AFTER 2011 ONLY IF
VALUE CHANGED FROM PREVIOUS YEAR.

AEP EAST
GENERATION AND FUEL MODULE
INPUT SUMMARY REPORT

QUALIFIER = GAF.INPUT.THERMAL UNIT.

EFFLUENT	3 CO2 (G)						
THERMAL UNIT	45	46	47	48	49	50	51
	MOUNT_ER	MUSK RVR	MUSK RVR	MUSK RVR	MUSK RVR	MUSK RVR	P SPORN
	1	1	2	3	4	5	1
-------- YEAR 2020 --------							
-------- YEAR 2021 --------							
-------- YEAR 2022 --------							
-------- YEAR 2023 --------							
-------- YEAR 2024 --------							
-------- YEAR 2025 --------							
-------- YEAR 2026 --------							
-------- YEAR 2027 --------							
-------- YEAR 2028 --------							
-------- YEAR 2029 --------							
-------- YEAR 2030 --------							
-------- YEAR 2031 --------							
-------- YEAR 2032 --------							
-------- YEAR 2033 --------							
-------- YEAR 2034 --------							
-------- YEAR 2035 --------							
-------- YEAR 2036 --------							
-------- YEAR 2037 --------							
-------- YEAR 2038 --------							
-------- YEAR 2039 --------							
-------- YEAR 2040 --------							

EFFLUENT	3 CO2 (G)						
THERMAL UNIT	52	53	54	55	56	57	58
	P SPORN	P SPORN	P SPORN	P SPORN	PICWAY	RPRET_IM	RPRUN_IM
	2	3	4	5	5	1	1
-------- YEAR 2011 --------							
EMISSIONS DATA AT MAXIMUM	0.00	0.00	0.00	0.00	0.00	0.00	0.00
EMISSIONS DATA AT MINIMUM	0.00	0.00	0.00	0.00	0.00	0.00	0.00
EMISSIONS DATA PROFILE	0	0	0	0	0	0	0
-------- YEAR 2012 --------							
-------- YEAR 2013 --------							
-------- YEAR 2014 --------							
-------- YEAR 2015 --------							
-------- YEAR 2016 --------							
-------- YEAR 2017 --------							
-------- YEAR 2018 --------							
-------- YEAR 2019 --------							
-------- YEAR 2020 --------							
-------- YEAR 2021 --------							
-------- YEAR 2022 --------							
-------- YEAR 2023 --------							
-------- YEAR 2024 --------							
-------- YEAR 2025 --------							
-------- YEAR 2026 --------							
-------- YEAR 2027 --------							
-------- YEAR 2028 --------							
-------- YEAR 2029 --------							
-------- YEAR 2030 --------							
-------- YEAR 2031 --------							
-------- YEAR 2032 --------							

-------- YEAR 2033 --------

-------- YEAR 2034 --------

-------- YEAR 2035 --------

-------- YEAR 2036 --------

-------- YEAR 2037 --------

-------- YEAR 2038 --------

-------- YEAR 2039 --------

-------- YEAR 2040 --------

EFFLUENT	3 CO2 (G)						
THERMAL UNIT	59	61	62	63	64	65	66
	ROCKP_IM	STUART	STUART	STUART	STUART	AMOS_AP	TANN 1-3
	2	1	2	3	4	3	1
-------- YEAR 2011 --------							
EMISSIONS DATA AT MAXIMUM	0.00	0.00	0.00	0.00	0.00	0.00	0.00
EMISSIONS DATA AT MINIMUM	0.00	0.00	0.00	0.00	0.00	0.00	0.00
EMISSIONS DATA PROFILE	0	0	0	0	0	0	0

-------- YEAR 2012 --------

-------- YEAR 2013 --------

-------- YEAR 2014 --------

-------- YEAR 2015 --------

-------- YEAR 2016 --------

-------- YEAR 2017 --------

-------- YEAR 2018 --------

-------- YEAR 2019 --------

-------- YEAR 2020 --------

-------- YEAR 2021 --------

-------- YEAR 2022 --------

-------- YEAR 2023 --------

-------- YEAR 2024 --------

-------- YEAR 2025 --------

-------- YEAR 2026 --------

-------- YEAR 2027 --------

-------- YEAR 2028 --------

-------- YEAR 2029 --------

NOTE: DATA DISPLAYED AFTER 2011 ONLY IF
VALUE CHANGED FROM PREVIOUS YEAR.

AEP EAST
GENERATION AND FUEL MODULE
INPUT SUMMARY REPORT

QUALIFIER = GAF.INPUT.THERMAL UNIT.

EFFLUENT	3 CO2 (G)						
THERMAL UNIT	59	61	62	63	64	65	66
	ROCKP_IM	STUART	STUART	STUART	STUART	AMOS_AP	TANN 1-3
	2	1	2	3	4	3	1
-------- YEAR 2030 --------							
-------- YEAR 2031 --------							
-------- YEAR 2032 --------							
-------- YEAR 2033 --------							
-------- YEAR 2034 --------							
-------- YEAR 2035 --------							
-------- YEAR 2036 --------							
-------- YEAR 2037 --------							
-------- YEAR 2038 --------							
-------- YEAR 2039 --------							
-------- YEAR 2040 --------							

EFFLUENT	3 CO2 (G)						
THERMAL UNIT	67	68	69	70	71	72	73
	TANN 1-3	TANN 1-3	TANN 4	ZIMMER	ROBTMONE	ROBTMONE	ROBTMONE
	2	3	4	1	1	2	3
-------- YEAR 2011 --------							
EMISSIONS DATA AT MAXIMUM	0.00	0.00	0.00	0.00	118.85	118.85	118.85
EMISSIONS DATA AT MINIMUM	0.00	0.00	0.00	0.00	118.85	118.85	118.85
EMISSIONS DATA PROFILE	0	0	0	0	0	0	0
-------- YEAR 2012 --------							
-------- YEAR 2013 --------							
-------- YEAR 2014 --------							
-------- YEAR 2015 --------							
-------- YEAR 2016 --------							
-------- YEAR 2017 --------							
-------- YEAR 2018 --------							
-------- YEAR 2019 --------							
-------- YEAR 2020 --------							
-------- YEAR 2021 --------							
-------- YEAR 2022 --------							
-------- YEAR 2023 --------							
-------- YEAR 2024 --------							
-------- YEAR 2025 --------							
-------- YEAR 2026 --------							
-------- YEAR 2027 --------							
-------- YEAR 2028 --------							
-------- YEAR 2029 --------							
-------- YEAR 2030 --------							
-------- YEAR 2031 --------							
-------- YEAR 2032 --------							
-------- YEAR 2033 --------							
-------- YEAR 2034 --------							
-------- YEAR 2035 --------							
-------- YEAR 2036 --------							
-------- YEAR 2037 --------							
-------- YEAR 2038 --------							
-------- YEAR 2039 --------							
-------- YEAR 2040 --------							

EFFLUENT	3 CO2 (G)						
THERMAL UNIT	75	76	77	78	79	80	81
	CEREDO	CEREDO	CEREDO	CEREDO	CEREDO	CEREDO	DARBY
	1	2	3	4	5	6	1

-------- YEAR 2011 --------							
EMISSIONS DATA AT MAXIMUM	118.85	118.85	118.85	118.85	118.85	118.85	118.85
EMISSIONS DATA AT MINIMUM	118.85	118.85	118.85	118.85	118.85	118.85	118.85
EMISSIONS DATA PROFILE	0	0	0	0	0	0	0
-------- YEAR 2012 --------							
-------- YEAR 2013 --------							
-------- YEAR 2014 --------							
-------- YEAR 2015 --------							
-------- YEAR 2016 --------							
-------- YEAR 2017 --------							
-------- YEAR 2018 --------							
-------- YEAR 2019 --------							
-------- YEAR 2020 --------							
-------- YEAR 2021 --------							
-------- YEAR 2022 --------							
-------- YEAR 2023 --------							
-------- YEAR 2024 --------							
-------- YEAR 2025 --------							
-------- YEAR 2026 --------							
-------- YEAR 2027 --------							
-------- YEAR 2028 --------							
-------- YEAR 2029 --------							
-------- YEAR 2030 --------							
-------- YEAR 2031 --------							
-------- YEAR 2032 --------							
-------- YEAR 2033 --------							
-------- YEAR 2034 --------							
-------- YEAR 2035 --------							
-------- YEAR 2036 --------							
-------- YEAR 2037 --------							
-------- YEAR 2038 --------							
-------- YEAR 2039 --------							

NOTE: DATA DISPLAYED AFTER 2011 ONLY IF
VALUE CHANGED FROM PREVIOUS YEAR.

AEP EAST
GENERATION AND FUEL MODULE
INPUT SUMMARY REPORT

QUALIFIER = GAF.INPUT.THERMAL UNIT.

EFFLUENT	3 CO2 (G)						
THERMAL UNIT	75	76	77	78	79	80	81
	CEREDO	CEREDO	CEREDO	CEREDO	CEREDO	CEREDO	DARBY
	1	2	3	4	5	6	1
-------- YEAR 2040 --------							

EFFLUENT	3 CO2 (G)						
THERMAL UNIT	82	83	84	85	86	87	88
	DARBY	DARBY	DARBY	DARBY	DARBY	LWBG WIN	LWBG WIN
	2	3	4	5	6	1	2
-------- YEAR 2011 --------							
EMISSIONS DATA AT MAXIMUM	118.85	118.85	118.85	118.85	118.85	118.85	118.85
EMISSIONS DATA AT MINIMUM	118.85	118.85	118.85	118.85	118.85	118.85	118.85
EMISSIONS DATA PROFILE	0	0	0	0	0	0	0
-------- YEAR 2012 --------							
-------- YEAR 2013 --------							
-------- YEAR 2014 --------							
-------- YEAR 2015 --------							
-------- YEAR 2016 --------							
-------- YEAR 2017 --------							
-------- YEAR 2018 --------							
-------- YEAR 2019 --------							
-------- YEAR 2020 --------							
-------- YEAR 2021 --------							
-------- YEAR 2022 --------							
-------- YEAR 2023 --------							
-------- YEAR 2024 --------							
-------- YEAR 2025 --------							
-------- YEAR 2026 --------							
-------- YEAR 2027 --------							
-------- YEAR 2028 --------							
-------- YEAR 2029 --------							
-------- YEAR 2030 --------							
-------- YEAR 2031 --------							
-------- YEAR 2032 --------							
-------- YEAR 2033 --------							
-------- YEAR 2034 --------							
-------- YEAR 2035 --------							
-------- YEAR 2036 --------							
-------- YEAR 2037 --------							
-------- YEAR 2038 --------							
-------- YEAR 2039 --------							
-------- YEAR 2040 --------							

EFFLUENT	3 CO2 (G)						
THERMAL UNIT	89	90	91	92	93	94	101
	LWBG SMR	LWBG SMR	WATR CC	WATR2	DRESDEN	DRESD2	NUCLEAR
	1	2	1	1	1	1	1
-------- YEAR 2011 --------							
EMISSIONS DATA AT MAXIMUM	116.00	116.00	118.85	116.00	116.00	116.00	0.00
EMISSIONS DATA AT MINIMUM	116.00	116.00	118.85	116.00	116.00	116.00	0.00
EMISSIONS DATA PROFILE	0	0	0	0	0	0	0
-------- YEAR 2012 --------							
-------- YEAR 2013 --------							
-------- YEAR 2014 --------							
-------- YEAR 2015 --------							
-------- YEAR 2016 --------							
-------- YEAR 2017 --------							
-------- YEAR 2018 --------							

-------- YEAR 2019 --------

-------- YEAR 2020 --------

-------- YEAR 2021 --------

-------- YEAR 2022 --------

-------- YEAR 2023 --------

-------- YEAR 2024 --------

-------- YEAR 2025 --------

-------- YEAR 2026 --------

-------- YEAR 2027 --------

-------- YEAR 2028 --------

-------- YEAR 2029 --------

-------- YEAR 2030 --------

-------- YEAR 2031 --------

-------- YEAR 2032 --------

-------- YEAR 2033 --------

-------- YEAR 2034 --------

-------- YEAR 2035 --------

-------- YEAR 2036 --------

-------- YEAR 2037 --------

-------- YEAR 2038 --------

-------- YEAR 2039 --------

-------- YEAR 2040 --------

EFFLUENT 3 CO2 (G)

THERMAL UNIT	102 UPC_NCCS 1	103 PC_UL_SU 1	104 UPC_RCCS 1	105 IGC_NCCS 1	106 IGCC GE 1	107 IGC_RCCS 1	108 CC 2X1FB 1
-------- YEAR 2011 --------							
EMISSIONS DATA AT MAXIMUM	0.00	0.00	0.00	0.00	0.00	0.00	116.00
EMISSIONS DATA AT MINIMUM	0.00	0.00	0.00	0.00	0.00	0.00	116.00
EMISSIONS DATA PROFILE	0	0	0	0	0	0	0

-------- YEAR 2012 --------

-------- YEAR 2013 --------

-------- YEAR 2014 --------

-------- YEAR 2015 --------

NOTE: DATA DISPLAYED AFTER 2011 ONLY IF
VALUE CHANGED FROM PREVIOUS YEAR.

AEP EAST
GENERATION AND FUEL MODULE
INPUT SUMMARY REPORT

QUALIFIER = GAF.INPUT.THERMAL UNIT.

EFFLUENT THERMAL UNIT	3 CO2 (G) 102 UPC_NCCS 1	103 PC_UL_SU 1	104 UPC_RCCS 1	105 IGC_NCCS 1	106 IGCC GE 1	107 IGC_RCCS 1	108 CC 2X1FB 1
-------- YEAR 2016 --------							
-------- YEAR 2017 --------							
-------- YEAR 2018 --------							
-------- YEAR 2019 --------							
-------- YEAR 2020 --------							
-------- YEAR 2021 --------							
-------- YEAR 2022 --------							
-------- YEAR 2023 --------							
-------- YEAR 2024 --------							
-------- YEAR 2025 --------							
-------- YEAR 2026 --------							
-------- YEAR 2027 --------							
-------- YEAR 2028 --------							
-------- YEAR 2029 --------							
-------- YEAR 2030 --------							
-------- YEAR 2031 --------							
-------- YEAR 2032 --------							
-------- YEAR 2033 --------							
-------- YEAR 2034 --------							
-------- YEAR 2035 --------							
-------- YEAR 2036 --------							
-------- YEAR 2037 --------							
-------- YEAR 2038 --------							
-------- YEAR 2039 --------							
-------- YEAR 2040 --------							

EFFLUENT THERMAL UNIT	3 CO2 (G) 109 CC 2x1FA 1	110 CC 1x17H 1	111 BS2_CC 1	114 CT GE7FA 1	115 CT_GE7EA 1	124 BS2_FGD 2	125 BS1_FGD 1
-------- YEAR 2011 --------							
EMISSIONS DATA AT MAXIMUM	116.00	116.00	116.00	116.00	116.00	0.00	0.00
EMISSIONS DATA AT MINIMUM	116.00	116.00	116.00	116.00	116.00	0.00	0.00
EMISSIONS DATA PROFILE	0	0	0	0	0	0	0
-------- YEAR 2012 --------							
-------- YEAR 2013 --------							
-------- YEAR 2014 --------							
-------- YEAR 2015 --------							
-------- YEAR 2016 --------							
-------- YEAR 2017 --------							
-------- YEAR 2018 --------							
-------- YEAR 2019 --------							
-------- YEAR 2020 --------							
-------- YEAR 2021 --------							
-------- YEAR 2022 --------							
-------- YEAR 2023 --------							
-------- YEAR 2024 --------							
-------- YEAR 2025 --------							
-------- YEAR 2026 --------							
-------- YEAR 2027 --------							
-------- YEAR 2028 --------							

-------- YEAR 2029 --------

-------- YEAR 2030 --------

-------- YEAR 2031 --------

-------- YEAR 2032 --------

-------- YEAR 2033 --------

-------- YEAR 2034 --------

-------- YEAR 2035 --------

-------- YEAR 2036 --------

-------- YEAR 2037 --------

-------- YEAR 2038 --------

-------- YEAR 2039 --------

-------- YEAR 2040 --------

EFFLUENT	3 CO2 (G)						
THERMAL UNIT	126	127	129	130	131	132	133
	CSV5_SCR	CSV6_SCR	CR1_NGCC	CR2_NGCC	MR5_NGCC	MR5_FGD	RP1D_IM
	5	6	1	2	5	5	1
-------- YEAR 2011 --------							
EMISSIONS DATA AT MAXIMUM	0.00	0.00	116.00	116.00	116.00	0.00	0.00
EMISSIONS DATA AT MINIMUM	0.00	0.00	116.00	116.00	116.00	0.00	0.00
EMISSIONS DATA PROFILE	0	0	0	0	0	0	0

-------- YEAR 2012 --------

-------- YEAR 2013 --------

-------- YEAR 2014 --------

-------- YEAR 2015 --------

-------- YEAR 2016 --------

-------- YEAR 2017 --------

-------- YEAR 2018 --------

-------- YEAR 2019 --------

-------- YEAR 2020 --------

-------- YEAR 2021 --------

-------- YEAR 2022 --------

-------- YEAR 2023 --------

-------- YEAR 2024 --------

-------- YEAR 2025 --------

NOTE: DATA DISPLAYED AFTER 2011 ONLY IF
VALUE CHANGED FROM PREVIOUS YEAR.

AEP EAST
GENERATION AND FUEL MODULE
INPUT SUMMARY REPORT

QUALIFIER = GAF.INPUT.THERMAL UNIT.

EFFLUENT	3 CO2 (G)						
THERMAL UNIT	126	127	129	130	131	132	133
	CSV5_SCR	CSV6_SCR	CR1_NGCC	CR2_NGCC	MR5_NGCC	MR5_FGD	RP1D_IM
	5	6	1	2	5	5	1
-------- YEAR 2026 --------							
-------- YEAR 2027 --------							
-------- YEAR 2028 --------							
-------- YEAR 2029 --------							
-------- YEAR 2030 --------							
-------- YEAR 2031 --------							
-------- YEAR 2032 --------							
-------- YEAR 2033 --------							
-------- YEAR 2034 --------							
-------- YEAR 2035 --------							
-------- YEAR 2036 --------							
-------- YEAR 2037 --------							
-------- YEAR 2038 --------							
-------- YEAR 2039 --------							
-------- YEAR 2040 --------							

EFFLUENT	3 CO2 (G)						
THERMAL UNIT	134	135	136	137	144	145	146
	RP2D_IM	TAN4_FGD	RP1D_KP	RP2D_KP	TC4_ESP	A390% AP	A390%OP
	2	4	1	2	4	3	3
-------- YEAR 2011 --------							
EMISSIONS DATA AT MAXIMUM	0.00	0.00	0.00	0.00	0.00	0.00	0.00
EMISSIONS DATA AT MINIMUM	0.00	0.00	0.00	0.00	0.00	0.00	0.00
EMISSIONS DATA PROFILE	0	0	0	0	0	0	0
-------- YEAR 2012 --------							
-------- YEAR 2013 --------							
-------- YEAR 2014 --------							
-------- YEAR 2015 --------							
-------- YEAR 2016 --------							
-------- YEAR 2017 --------							
-------- YEAR 2018 --------							
-------- YEAR 2019 --------							
-------- YEAR 2020 --------							
-------- YEAR 2021 --------							
-------- YEAR 2022 --------							
-------- YEAR 2023 --------							
-------- YEAR 2024 --------							
-------- YEAR 2025 --------							
-------- YEAR 2026 --------							
-------- YEAR 2027 --------							
-------- YEAR 2028 --------							
-------- YEAR 2029 --------							
-------- YEAR 2030 --------							
-------- YEAR 2031 --------							
-------- YEAR 2032 --------							
-------- YEAR 2033 --------							
-------- YEAR 2034 --------							
-------- YEAR 2035 --------							
-------- YEAR 2036 --------							
-------- YEAR 2037 --------							
-------- YEAR 2038 --------							

-------- YEAR 2039 --------

-------- YEAR 2040 --------

EFFLUENT THERMAL UNIT	3 CO2 (G) 147 MTN_90% 1	148 RPT1_90% 1	149 RPT2_90% 2	150 GV1_90% 1	151 GV2_90% 2	153 MTN_18% 1	154 CC_FA_KP 1
-------- YEAR 2011 --------							
EMISSIONS DATA AT MAXIMUM	0.00	0.00	0.00	0.00	0.00	0.00	116.00
EMISSIONS DATA AT MINIMUM	0.00	0.00	0.00	0.00	0.00	0.00	116.00
EMISSIONS DATA PROFILE	0	0	0	0	0	0	0

-------- YEAR 2012 --------

-------- YEAR 2013 --------

-------- YEAR 2014 --------

-------- YEAR 2015 --------

-------- YEAR 2016 --------

-------- YEAR 2017 --------

-------- YEAR 2018 --------

-------- YEAR 2019 --------

-------- YEAR 2020 --------

-------- YEAR 2021 --------

-------- YEAR 2022 --------

-------- YEAR 2023 --------

-------- YEAR 2024 --------

-------- YEAR 2025 --------

-------- YEAR 2026 --------

-------- YEAR 2027 --------

-------- YEAR 2028 --------

-------- YEAR 2029 --------

-------- YEAR 2030 --------

-------- YEAR 2031 --------

-------- YEAR 2032 --------

-------- YEAR 2033 --------

-------- YEAR 2034 --------

-------- YEAR 2035 --------

NOTE: DATA DISPLAYED AFTER 2011 ONLY IF
VALUE CHANGED FROM PREVIOUS YEAR.

AEP EAST
GENERATION AND FUEL MODULE
INPUT SUMMARY REPORT

QUALIFIER = GAF.INPUT.THERMAL UNIT.

EFFLUENT	3 CO2 (G)						
THERMAL UNIT	147	148	149	150	151	153	154
	MTN_90%	RPT1_90%	RPT2_90%	GV1_90%	GV2_90%	MTN_18%	CC_FA_KP
	1	1	2	1	2	1	1
-------- YEAR 2036 --------							
-------- YEAR 2037 --------							
-------- YEAR 2038 --------							
-------- YEAR 2039 --------							
-------- YEAR 2040 --------							

EFFLUENT	3 CO2 (G)						
THERMAL UNIT	155	156	157	158	159	160	161
	CT_OHIO	CC_OH	CT_I&M	CC_I&M	CT_APCO	CC_APCO	CT_KPCO
	1	1	1	1	1	1	1
-------- YEAR 2011 --------							
EMISSIONS DATA AT MAXIMUM	116.00	116.00	116.00	116.00	116.00	116.00	116.00
EMISSIONS DATA AT MINIMUM	116.00	116.00	116.00	116.00	116.00	116.00	116.00
EMISSIONS DATA PROFILE	0	0	0	0	0	0	0
-------- YEAR 2012 --------							
-------- YEAR 2013 --------							
-------- YEAR 2014 --------							
-------- YEAR 2015 --------							
-------- YEAR 2016 --------							
-------- YEAR 2017 --------							
-------- YEAR 2018 --------							
-------- YEAR 2019 --------							
-------- YEAR 2020 --------							
-------- YEAR 2021 --------							
-------- YEAR 2022 --------							
-------- YEAR 2023 --------							
-------- YEAR 2024 --------							
-------- YEAR 2025 --------							
-------- YEAR 2026 --------							
-------- YEAR 2027 --------							
-------- YEAR 2028 --------							
-------- YEAR 2029 --------							
-------- YEAR 2030 --------							
-------- YEAR 2031 --------							
-------- YEAR 2032 --------							
-------- YEAR 2033 --------							
-------- YEAR 2034 --------							
-------- YEAR 2035 --------							
-------- YEAR 2036 --------							
-------- YEAR 2037 --------							
-------- YEAR 2038 --------							
-------- YEAR 2039 --------							
-------- YEAR 2040 --------							

EFFLUENT	3 CO2 (G)						
THERMAL UNIT	162	163	164	165	166	168	169
	CC_KPCO	BS2 FGD	BS2 FGD	BS2 FGD	BS2 FGD	IGCC AP	PC_UL_AP
	1	1	5	22	23	1	1
-------- YEAR 2011 --------							
EMISSIONS DATA AT MAXIMUM	116.00	0.00	0.00	0.00	0.00	0.00	0.00
EMISSIONS DATA AT MINIMUM	116.00	0.00	0.00	0.00	0.00	0.00	0.00
EMISSIONS DATA PROFILE	0	0	0	0	0	0	0
-------- YEAR 2012 --------							
-------- YEAR 2013 --------							
-------- YEAR 2014 --------							

-------- YEAR 2015 --------

-------- YEAR 2016 --------

-------- YEAR 2017 --------

-------- YEAR 2018 --------

-------- YEAR 2019 --------

-------- YEAR 2020 --------

-------- YEAR 2021 --------

-------- YEAR 2022 --------

-------- YEAR 2023 --------

-------- YEAR 2024 --------

-------- YEAR 2025 --------

-------- YEAR 2026 --------

-------- YEAR 2027 --------

-------- YEAR 2028 --------

-------- YEAR 2029 --------

-------- YEAR 2030 --------

-------- YEAR 2031 --------

-------- YEAR 2032 --------

-------- YEAR 2033 --------

-------- YEAR 2034 --------

-------- YEAR 2035 --------

-------- YEAR 2036 --------

-------- YEAR 2037 --------

-------- YEAR 2038 --------

-------- YEAR 2039 --------

-------- YEAR 2040 --------

EFFLUENT	3 CO2 (G)						
THERMAL UNIT	170	171	172	173	174	175	176
	Nuke_AP	IGCC IM	PC_UL_IM	NUKE_IM	IGCC KP	PC_UL_KP	NUKE_KP
	1	1	1	1	1	1	1
-------- YEAR 2011 --------							
EMISSIONS DATA AT MAXIMUM	0.00	0.00	0.00	0.00	0.00	0.00	0.00
EMISSIONS DATA AT MINIMUM	0.00	0.00	0.00	0.00	0.00	0.00	0.00
EMISSIONS DATA PROFILE	0	0	0	0	0	0	0

NOTE: DATA DISPLAYED AFTER 2011 ONLY IF
VALUE CHANGED FROM PREVIOUS YEAR.

AEP EAST
GENERATION AND FUEL MODULE
INPUT SUMMARY REPORT

QUALIFIER = GAF.INPUT.THERMAL UNIT.

EFFLUENT THERMAL UNIT	3 CO2 (G) 170 Nuke_AP 1	171 IGCC IM 1	172 PC_UL_IM 1	173 NUKE_IM 1	174 IGCC KP 1	175 PC_UL_KP 1	176 NUKE_KP 1
-------- YEAR 2012 --------							
-------- YEAR 2013 --------							
-------- YEAR 2014 --------							
-------- YEAR 2015 --------							
-------- YEAR 2016 --------							
-------- YEAR 2017 --------							
-------- YEAR 2018 --------							
-------- YEAR 2019 --------							
-------- YEAR 2020 --------							
-------- YEAR 2021 --------							
-------- YEAR 2022 --------							
-------- YEAR 2023 --------							
-------- YEAR 2024 --------							
-------- YEAR 2025 --------							
-------- YEAR 2026 --------							
-------- YEAR 2027 --------							
-------- YEAR 2028 --------							
-------- YEAR 2029 --------							
-------- YEAR 2030 --------							
-------- YEAR 2031 --------							
-------- YEAR 2032 --------							
-------- YEAR 2033 --------							
-------- YEAR 2034 --------							
-------- YEAR 2035 --------							
-------- YEAR 2036 --------							
-------- YEAR 2037 --------							
-------- YEAR 2038 --------							
-------- YEAR 2039 --------							
-------- YEAR 2040 --------							

EFFLUENT THERMAL UNIT	3 CO2 (G) 177 IGCC OH 1	178 PC_UL_OH 1	179 NUKE OH 1	181 RP1D_03 1	182 RP1D_04 1	183 RP1D_08 1	184 RP1D_20 1
-------- YEAR 2011 --------							
EMISSIONS DATA AT MAXIMUM	0.00	0.00	0.00	0.00	0.00	0.00	0.00
EMISSIONS DATA AT MINIMUM	0.00	0.00	0.00	0.00	0.00	0.00	0.00
EMISSIONS DATA PROFILE	0	0	0	0	0	0	0
-------- YEAR 2012 --------							
-------- YEAR 2013 --------							
-------- YEAR 2014 --------							
-------- YEAR 2015 --------							
-------- YEAR 2016 --------							
-------- YEAR 2017 --------							
-------- YEAR 2018 --------							
-------- YEAR 2019 --------							
-------- YEAR 2020 --------							
-------- YEAR 2021 --------							
-------- YEAR 2022 --------							
-------- YEAR 2023 --------							
-------- YEAR 2024 --------							

-------- YEAR 2025 --------

-------- YEAR 2026 --------

-------- YEAR 2027 --------

-------- YEAR 2028 --------

-------- YEAR 2029 --------

-------- YEAR 2030 --------

-------- YEAR 2031 --------

-------- YEAR 2032 --------

-------- YEAR 2033 --------

-------- YEAR 2034 --------

-------- YEAR 2035 --------

-------- YEAR 2036 --------

-------- YEAR 2037 --------

-------- YEAR 2038 --------

-------- YEAR 2039 --------

-------- YEAR 2040 --------

EFFLUENT	3 CO2 (G)						
THERMAL UNIT	186	187	188	189	190	191	201
	RP1TR_IM	RP2TR_IM	RP1TR_KP	RP2TR_KP	T4_TRONA	T4_TRCCR	
	1	2	1	2	4	4	0
-------- YEAR 2011 --------							
EMISSIONS DATA AT MAXIMUM	0.00	0.00	0.00	0.00	0.00	0.00	0.00
EMISSIONS DATA AT MINIMUM	0.00	0.00	0.00	0.00	0.00	0.00	0.00
EMISSIONS DATA PROFILE	0	0	0	0	0	0	0

-------- YEAR 2012 --------

-------- YEAR 2013 --------

-------- YEAR 2014 --------

-------- YEAR 2015 --------

-------- YEAR 2016 --------

-------- YEAR 2017 --------

-------- YEAR 2018 --------

-------- YEAR 2019 --------

-------- YEAR 2020 --------

-------- YEAR 2021 --------

NOTE: DATA DISPLAYED AFTER 2011 ONLY IF
VALUE CHANGED FROM PREVIOUS YEAR.

AEP EAST
GENERATION AND FUEL MODULE
INPUT SUMMARY REPORT

QUALIFIER = GAF.INPUT.THERMAL UNIT.

EFFLUENT THERMAL UNIT	3 CO2 (G) 186 RP1TR_IM 1	187 RP2TR_IM 2	188 RP1TR_KP 1	189 RP2TR_KP 2	190 T4_TRONA 4	191 T4_TRCCR 4	201 0
-------- YEAR 2022 --------							
-------- YEAR 2023 --------							
-------- YEAR 2024 --------							
-------- YEAR 2025 --------							
-------- YEAR 2026 --------							
-------- YEAR 2027 --------							
-------- YEAR 2028 --------							
-------- YEAR 2029 --------							
-------- YEAR 2030 --------							
-------- YEAR 2031 --------							
-------- YEAR 2032 --------							
-------- YEAR 2033 --------							
-------- YEAR 2034 --------							
-------- YEAR 2035 --------							
-------- YEAR 2036 --------							
-------- YEAR 2037 --------							
-------- YEAR 2038 --------							
-------- YEAR 2039 --------							
-------- YEAR 2040 --------							

EFFLUENT THERMAL UNIT	3 CO2 (G) 223 MR_STKR1 1	224 MR_STKR2 1	228 AMS3_SI 3	229 BS2_SI 2	230 MR5_CF 5	231 MR5_SI 5	232 RPT1_CF 1
-------- YEAR 2011 --------							
EMISSIONS DATA AT MAXIMUM	0.00	0.00	0.00	0.00	0.00	0.00	0.00
EMISSIONS DATA AT MINIMUM	0.00	0.00	0.00	0.00	0.00	0.00	0.00
EMISSIONS DATA PROFILE	0	0	0	0	0	0	0
-------- YEAR 2012 --------							
-------- YEAR 2013 --------							
-------- YEAR 2014 --------							
-------- YEAR 2015 --------							
-------- YEAR 2016 --------							
-------- YEAR 2017 --------							
-------- YEAR 2018 --------							
-------- YEAR 2019 --------							
-------- YEAR 2020 --------							
-------- YEAR 2021 --------							
-------- YEAR 2022 --------							
-------- YEAR 2023 --------							
-------- YEAR 2024 --------							
-------- YEAR 2025 --------							
-------- YEAR 2026 --------							
-------- YEAR 2027 --------							
-------- YEAR 2028 --------							
-------- YEAR 2029 --------							
-------- YEAR 2030 --------							
-------- YEAR 2031 --------							
-------- YEAR 2032 --------							
-------- YEAR 2033 --------							
-------- YEAR 2034 --------							

-------- YEAR 2035 --------

-------- YEAR 2036 --------

-------- YEAR 2037 --------

-------- YEAR 2038 --------

-------- YEAR 2039 --------

-------- YEAR 2040 --------

EFFLUENT	3 CO2 (G)						
THERMAL UNIT	233	234	235	251	252	253	254
	RPT2_CF	RPT1_SI	RPT2_SI	DC1_HPT	DC1_IS	DC1_EFF	DC1_17
	2	1	2	1	1	1	1
-------- YEAR 2011 --------							
EMISSIONS DATA AT MAXIMUM	0.00	0.00	0.00	0.00	0.00	0.00	0.00
EMISSIONS DATA AT MINIMUM	0.00	0.00	0.00	0.00	0.00	0.00	0.00
EMISSIONS DATA PROFILE	0	0	0	0	0	0	0

-------- YEAR 2012 --------

-------- YEAR 2013 --------

-------- YEAR 2014 --------

-------- YEAR 2015 --------

-------- YEAR 2016 --------

-------- YEAR 2017 --------

-------- YEAR 2018 --------

-------- YEAR 2019 --------

-------- YEAR 2020 --------

-------- YEAR 2021 --------

-------- YEAR 2022 --------

-------- YEAR 2023 --------

-------- YEAR 2024 --------

-------- YEAR 2025 --------

-------- YEAR 2026 --------

-------- YEAR 2027 --------

-------- YEAR 2028 --------

-------- YEAR 2029 --------

-------- YEAR 2030 --------

-------- YEAR 2031 --------

NOTE: DATA DISPLAYED AFTER 2011 ONLY IF
VALUE CHANGED FROM PREVIOUS YEAR.

AEP EAST
GENERATION AND FUEL MODULE
INPUT SUMMARY REPORT

QUALIFIER = GAF.INPUT.THERMAL UNIT.

EFFLUENT	3 CO2 (G)						
THERMAL UNIT	233	234	235	251	252	253	254
	RPT2_CF	RPT1_SI	RPT2_SI	DC1_HPT	DC1_IS	DC1_EFF	DC1_17
	2	1	2	1	1	1	1
-------- YEAR 2032 --------							
-------- YEAR 2033 --------							
-------- YEAR 2034 --------							
-------- YEAR 2035 --------							
-------- YEAR 2036 --------							
-------- YEAR 2037 --------							
-------- YEAR 2038 --------							
-------- YEAR 2039 --------							
-------- YEAR 2040 --------							

EFFLUENT	3 CO2 (G)						
THERMAL UNIT	255	257	258	259	260	269	270
	DC1_3800	DC2_HPT	DC2_EFF	DC2_SPU	DC2_3800	BIGSD_15	BIGSD_GP
	1	2	2	2	2	1	1
-------- YEAR 2011 --------							
EMISSIONS DATA AT MAXIMUM	0.00	0.00	0.00	0.00	0.00	0.00	0.00
EMISSIONS DATA AT MINIMUM	0.00	0.00	0.00	0.00	0.00	0.00	0.00
EMISSIONS DATA PROFILE	0	0	0	0	0	0	0
-------- YEAR 2012 --------							
-------- YEAR 2013 --------							
-------- YEAR 2014 --------							
-------- YEAR 2015 --------							
-------- YEAR 2016 --------							
-------- YEAR 2017 --------							
-------- YEAR 2018 --------							
-------- YEAR 2019 --------							
-------- YEAR 2020 --------							
-------- YEAR 2021 --------							
-------- YEAR 2022 --------							
-------- YEAR 2023 --------							
-------- YEAR 2024 --------							
-------- YEAR 2025 --------							
-------- YEAR 2026 --------							
-------- YEAR 2027 --------							
-------- YEAR 2028 --------							
-------- YEAR 2029 --------							
-------- YEAR 2030 --------							
-------- YEAR 2031 --------							
-------- YEAR 2032 --------							
-------- YEAR 2033 --------							
-------- YEAR 2034 --------							
-------- YEAR 2035 --------							
-------- YEAR 2036 --------							
-------- YEAR 2037 --------							
-------- YEAR 2038 --------							
-------- YEAR 2039 --------							
-------- YEAR 2040 --------							

EFFLUENT	3 CO2 (G)						
THERMAL UNIT	271	272	273	274	275	276	277
	CLN_Q_HM	CLN_Q_15	CLN_Q_HM	CLN_Q_15	CLN_Q_HM	CLN_Q_15	CVL_3_HM
	1	1	2	2	3	3	3
-------- YEAR 2011 --------							
EMISSIONS DATA AT MAXIMUM	0.00	0.00	0.00	0.00	0.00	0.00	0.00
EMISSIONS DATA AT MINIMUM	0.00	0.00	0.00	0.00	0.00	0.00	0.00

EMISSIONS DATA PROFILE	0	0	0	0	0	0	0
-------- YEAR 2012 --------							
-------- YEAR 2013 --------							
-------- YEAR 2014 --------							
-------- YEAR 2015 --------							
-------- YEAR 2016 --------							
-------- YEAR 2017 --------							
-------- YEAR 2018 --------							
-------- YEAR 2019 --------							
-------- YEAR 2020 --------							
-------- YEAR 2021 --------							
-------- YEAR 2022 --------							
-------- YEAR 2023 --------							
-------- YEAR 2024 --------							
-------- YEAR 2025 --------							
-------- YEAR 2026 --------							
-------- YEAR 2027 --------							
-------- YEAR 2028 --------							
-------- YEAR 2029 --------							
-------- YEAR 2030 --------							
-------- YEAR 2031 --------							
-------- YEAR 2032 --------							
-------- YEAR 2033 --------							
-------- YEAR 2034 --------							
-------- YEAR 2035 --------							
-------- YEAR 2036 --------							
-------- YEAR 2037 --------							
-------- YEAR 2038 --------							
-------- YEAR 2039 --------							
-------- YEAR 2040 --------							

NOTE: DATA DISPLAYED AFTER 2011 ONLY IF
VALUE CHANGED FROM PREVIOUS YEAR.

AEP EAST
GENERATION AND FUEL MODULE
INPUT SUMMARY REPORT

QUALIFIER = GAF.INPUT.THERMAL UNIT.

EFFLUENT	3 CO2 (G)						
THERMAL UNIT	278	279	280	281	282	283	284
	CVL_3_10	GLN_5_HM	GLN_5_15	GLN_6_HM	GLN_6_15	KMR_F_HM	KMR_F_GP
	3	5	5	6	6	1	1
-------- YEAR 2011 --------							
EMISSIONS DATA AT MAXIMUM	0.00	0.00	0.00	0.00	0.00	0.00	0.00
EMISSIONS DATA AT MINIMUM	0.00	0.00	0.00	0.00	0.00	0.00	0.00
EMISSIONS DATA PROFILE	0	0	0	0	0	0	0
-------- YEAR 2012 --------							
-------- YEAR 2013 --------							
-------- YEAR 2014 --------							
-------- YEAR 2015 --------							
-------- YEAR 2016 --------							
-------- YEAR 2017 --------							
-------- YEAR 2018 --------							
-------- YEAR 2019 --------							
-------- YEAR 2020 --------							
-------- YEAR 2021 --------							
-------- YEAR 2022 --------							
-------- YEAR 2023 --------							
-------- YEAR 2024 --------							
-------- YEAR 2025 --------							
-------- YEAR 2026 --------							
-------- YEAR 2027 --------							
-------- YEAR 2028 --------							
-------- YEAR 2029 --------							
-------- YEAR 2030 --------							
-------- YEAR 2031 --------							
-------- YEAR 2032 --------							
-------- YEAR 2033 --------							
-------- YEAR 2034 --------							
-------- YEAR 2035 --------							
-------- YEAR 2036 --------							
-------- YEAR 2037 --------							
-------- YEAR 2038 --------							
-------- YEAR 2039 --------							
-------- YEAR 2040 --------							

EFFLUENT	3 CO2 (G)						
THERMAL UNIT	285	286	287	288	289	290	291
	KMR_F_HM	KMR_F_GP	KMR_F_HM	KMR_F_GP	KWA_1_HM	KWA_1_15	KWA_2_HM
	2	2	3	3	1	1	2
-------- YEAR 2011 --------							
EMISSIONS DATA AT MAXIMUM	0.00	0.00	0.00	0.00	0.00	0.00	0.00
EMISSIONS DATA AT MINIMUM	0.00	0.00	0.00	0.00	0.00	0.00	0.00
EMISSIONS DATA PROFILE	0	0	0	0	0	0	0
-------- YEAR 2012 --------							
-------- YEAR 2013 --------							
-------- YEAR 2014 --------							
-------- YEAR 2015 --------							
-------- YEAR 2016 --------							
-------- YEAR 2017 --------							
-------- YEAR 2018 --------							
-------- YEAR 2019 --------							
-------- YEAR 2020 --------							
-------- YEAR 2021 --------							
-------- YEAR 2022 --------							

-------- YEAR 2023 --------

-------- YEAR 2024 --------

-------- YEAR 2025 --------

-------- YEAR 2026 --------

-------- YEAR 2027 --------

-------- YEAR 2028 --------

-------- YEAR 2029 --------

-------- YEAR 2030 --------

-------- YEAR 2031 --------

-------- YEAR 2032 --------

-------- YEAR 2033 --------

-------- YEAR 2034 --------

-------- YEAR 2035 --------

-------- YEAR 2036 --------

-------- YEAR 2037 --------

-------- YEAR 2038 --------

-------- YEAR 2039 --------

-------- YEAR 2040 --------

EFFLUENT	3 CO2 (G)						
THERMAL UNIT	292	293	294	295	296	297	298
	KWA_2_15	MSKR1_HM	MSKR1_12	MSKR2_HM	MSKR2_12	MSKR3_GP	MR3HM_12
	2	1	1	2	2	3	3
-------- YEAR 2011 --------							
EMISSIONS DATA AT MAXIMUM	0.00	0.00	0.00	0.00	0.00	0.00	0.00
EMISSIONS DATA AT MINIMUM	0.00	0.00	0.00	0.00	0.00	0.00	0.00
EMISSIONS DATA PROFILE	0	0	0	0	0	0	0

-------- YEAR 2012 --------

-------- YEAR 2013 --------

-------- YEAR 2014 --------

-------- YEAR 2015 --------

-------- YEAR 2016 --------

-------- YEAR 2017 --------

-------- YEAR 2018 --------

-------- YEAR 2019 --------

NOTE: DATA DISPLAYED AFTER 2011 ONLY IF
VALUE CHANGED FROM PREVIOUS YEAR.

AEP EAST
GENERATION AND FUEL MODULE
INPUT SUMMARY REPORT

QUALIFIER = GAF.INPUT.THERMAL UNIT.

EFFLUENT THERMAL UNIT	3 CO2 (G) 292 KWA_2_15 2	293 MSKR1_HM 1	294 MSKR1_12 1	295 MSKR2_HM 2	296 MSKR2_12 2	297 MSKR3_GP 3	298 MR3HM_12 3
-------- YEAR 2020 --------							
-------- YEAR 2021 --------							
-------- YEAR 2022 --------							
-------- YEAR 2023 --------							
-------- YEAR 2024 --------							
-------- YEAR 2025 --------							
-------- YEAR 2026 --------							
-------- YEAR 2027 --------							
-------- YEAR 2028 --------							
-------- YEAR 2029 --------							
-------- YEAR 2030 --------							
-------- YEAR 2031 --------							
-------- YEAR 2032 --------							
-------- YEAR 2033 --------							
-------- YEAR 2034 --------							
-------- YEAR 2035 --------							
-------- YEAR 2036 --------							
-------- YEAR 2037 --------							
-------- YEAR 2038 --------							
-------- YEAR 2039 --------							
-------- YEAR 2040 --------							

EFFLUENT THERMAL UNIT	3 CO2 (G) 299 MSKR4_GP 4	300 M4HM_12 4	301 PICWY_HM 5	302 PICWY_GP 5	303 SP1_F_HM 1	304 SP1_F_15 1	305 SP2_F_HM 2
-------- YEAR 2011 --------							
EMISSIONS DATA AT MAXIMUM	0.00	0.00	0.00	0.00	0.00	0.00	0.00
EMISSIONS DATA AT MINIMUM	0.00	0.00	0.00	0.00	0.00	0.00	0.00
EMISSIONS DATA PROFILE	0	0	0	0	0	0	0
-------- YEAR 2012 --------							
-------- YEAR 2013 --------							
-------- YEAR 2014 --------							
-------- YEAR 2015 --------							
-------- YEAR 2016 --------							
-------- YEAR 2017 --------							
-------- YEAR 2018 --------							
-------- YEAR 2019 --------							
-------- YEAR 2020 --------							
-------- YEAR 2021 --------							
-------- YEAR 2022 --------							
-------- YEAR 2023 --------							
-------- YEAR 2024 --------							
-------- YEAR 2025 --------							
-------- YEAR 2026 --------							
-------- YEAR 2027 --------							
-------- YEAR 2028 --------							
-------- YEAR 2029 --------							
-------- YEAR 2030 --------							
-------- YEAR 2031 --------							
-------- YEAR 2032 --------							

-------- YEAR 2033 --------

-------- YEAR 2034 --------

-------- YEAR 2035 --------

-------- YEAR 2036 --------

-------- YEAR 2037 --------

-------- YEAR 2038 --------

-------- YEAR 2039 --------

-------- YEAR 2040 --------

EFFLUENT THERMAL UNIT	3 CO2 (G) 306 SP2_F_15 2	307 SP3_Q_HM 3	308 SP3_Q_15 3	309 SP4_Q_HM 4	310 SP4_Q_15 4	311 SP5_HM 5	312 SP5_15 5
-------- YEAR 2011 --------							
EMISSIONS DATA AT MAXIMUM	0.00	0.00	0.00	0.00	0.00	0.00	0.00
EMISSIONS DATA AT MINIMUM	0.00	0.00	0.00	0.00	0.00	0.00	0.00
EMISSIONS DATA PROFILE	0	0	0	0	0	0	0

-------- YEAR 2012 --------

-------- YEAR 2013 --------

-------- YEAR 2014 --------

-------- YEAR 2015 --------

-------- YEAR 2016 --------

-------- YEAR 2017 --------

-------- YEAR 2018 --------

-------- YEAR 2019 --------

-------- YEAR 2020 --------

-------- YEAR 2021 --------

-------- YEAR 2022 --------

-------- YEAR 2023 --------

-------- YEAR 2024 --------

-------- YEAR 2025 --------

-------- YEAR 2026 --------

-------- YEAR 2027 --------

-------- YEAR 2028 --------

-------- YEAR 2029 --------

NOTE: DATA DISPLAYED AFTER 2011 ONLY IF
VALUE CHANGED FROM PREVIOUS YEAR.

AEP EAST
GENERATION AND FUEL MODULE
INPUT SUMMARY REPORT

QUALIFIER = GAF.INPUT.THERMAL UNIT.

EFFLUENT	3 CO2 (G)						
THERMAL UNIT	306	307	308	309	310	311	312
	SP2_F_15	SP3_Q_HM	SP3_Q_15	SP4_Q_HM	SP4_Q_15	SP5_HM	SP5_15
	2	3	3	4	4	5	5
-------- YEAR 2030 --------							
-------- YEAR 2031 --------							
-------- YEAR 2032 --------							
-------- YEAR 2033 --------							
-------- YEAR 2034 --------							
-------- YEAR 2035 --------							
-------- YEAR 2036 --------							
-------- YEAR 2037 --------							
-------- YEAR 2038 --------							
-------- YEAR 2039 --------							
-------- YEAR 2040 --------							

EFFLUENT	3 CO2 (G)						
THERMAL UNIT	313	314	315	316	317	318	319
	TNR_F_HM	TNR_F_15	TNR_F_HM	TNR_F_15	TNR_F_HM	TNR_F_15	PW_GP_15
	1	1	2	2	3	3	5
-------- YEAR 2011 --------							
EMISSIONS DATA AT MAXIMUM	0.00	0.00	0.00	0.00	0.00	0.00	0.00
EMISSIONS DATA AT MINIMUM	0.00	0.00	0.00	0.00	0.00	0.00	0.00
EMISSIONS DATA PROFILE	0	0	0	0	0	0	0
-------- YEAR 2012 --------							
-------- YEAR 2013 --------							
-------- YEAR 2014 --------							
-------- YEAR 2015 --------							
-------- YEAR 2016 --------							
-------- YEAR 2017 --------							
-------- YEAR 2018 --------							
-------- YEAR 2019 --------							
-------- YEAR 2020 --------							
-------- YEAR 2021 --------							
-------- YEAR 2022 --------							
-------- YEAR 2023 --------							
-------- YEAR 2024 --------							
-------- YEAR 2025 --------							
-------- YEAR 2026 --------							
-------- YEAR 2027 --------							
-------- YEAR 2028 --------							
-------- YEAR 2029 --------							
-------- YEAR 2030 --------							
-------- YEAR 2031 --------							
-------- YEAR 2032 --------							
-------- YEAR 2033 --------							
-------- YEAR 2034 --------							
-------- YEAR 2035 --------							
-------- YEAR 2036 --------							
-------- YEAR 2037 --------							
-------- YEAR 2038 --------							
-------- YEAR 2039 --------							
-------- YEAR 2040 --------							

EFFLUENT	3 CO2 (G)						
THERMAL UNIT	320	364	500	501	502	503	958
	RHills 1		DUMMY_OP	DUMMY_IM	DUMMY_AP	DUMMY_KP	CC_KPCO
	1	0	0	0	0	0	958

-------- YEAR 2011 --------

EMISSIONS DATA AT MAXIMUM	0.00	0.00	0.00	0.00	0.00	0.00	116.00
EMISSIONS DATA AT MINIMUM	0.00	0.00	0.00	0.00	0.00	0.00	116.00
EMISSIONS DATA PROFILE	0	0	0	0	0	0	0

-------- YEAR 2012 --------

-------- YEAR 2013 --------

-------- YEAR 2014 --------

-------- YEAR 2015 --------

-------- YEAR 2016 --------

-------- YEAR 2017 --------

-------- YEAR 2018 --------

-------- YEAR 2019 --------

-------- YEAR 2020 --------

-------- YEAR 2021 --------

-------- YEAR 2022 --------

-------- YEAR 2023 --------

-------- YEAR 2024 --------

-------- YEAR 2025 --------

-------- YEAR 2026 --------

-------- YEAR 2027 --------

-------- YEAR 2028 --------

-------- YEAR 2029 --------

-------- YEAR 2030 --------

-------- YEAR 2031 --------

-------- YEAR 2032 --------

-------- YEAR 2033 --------

-------- YEAR 2034 --------

-------- YEAR 2035 --------

-------- YEAR 2036 --------

-------- YEAR 2037 --------

-------- YEAR 2038 --------

-------- YEAR 2039 --------

NOTE: DATA DISPLAYED AFTER 2011 ONLY IF
VALUE CHANGED FROM PREVIOUS YEAR.

AEP EAST
GENERATION AND FUEL MODULE
INPUT SUMMARY REPORT

QUALIFIER = GAF.INPUT.THERMAL UNIT.

EFFLUENT	3 CO2 (G)						
THERMAL UNIT	320	364	500	501	502	503	958
	RHills 1		DUMMY_OP	DUMMY_IM	DUMMY_AP	DUMMY_KP	CC_KPCO
	1	0	0	0	0	0	958

-------- YEAR 2040 --------

EFFLUENT	3 CO2 (G)						
THERMAL UNIT	959	960	961	962	963	964	965
	RP2D_KP	RP2D_IM	CSV6_SCR	CSV5_SCR	DUMMY_OP	DUMMY_OP	RP1D_03
	959	960	961	962	963	964	965
-------- YEAR 2011 --------							
EMISSIONS DATA AT MAXIMUM	0.00	0.00	0.00	0.00	0.00	0.00	0.00
EMISSIONS DATA AT MINIMUM	0.00	0.00	0.00	0.00	0.00	0.00	0.00
EMISSIONS DATA PROFILE	0	0	0	0	0	0	0
-------- YEAR 2012 --------							
-------- YEAR 2013 --------							
-------- YEAR 2014 --------							
-------- YEAR 2015 --------							
-------- YEAR 2016 --------							
-------- YEAR 2017 --------							
-------- YEAR 2018 --------							
-------- YEAR 2019 --------							
-------- YEAR 2020 --------							
-------- YEAR 2021 --------							
-------- YEAR 2022 --------							
-------- YEAR 2023 --------							
-------- YEAR 2024 --------							
-------- YEAR 2025 --------							
-------- YEAR 2026 --------							
-------- YEAR 2027 --------							
-------- YEAR 2028 --------							
-------- YEAR 2029 --------							
-------- YEAR 2030 --------							
-------- YEAR 2031 --------							
-------- YEAR 2032 --------							
-------- YEAR 2033 --------							
-------- YEAR 2034 --------							
-------- YEAR 2035 --------							
-------- YEAR 2036 --------							
-------- YEAR 2037 --------							
-------- YEAR 2038 --------							
-------- YEAR 2039 --------							
-------- YEAR 2040 --------							

EFFLUENT	3 CO2 (G)						
THERMAL UNIT	966	967	968	969	970	971	972
	RP1D_KP	BS2 FGD	CR2_NGCC	CR1_NGCC	MR5_NGCC	DUMMY_OP	DUMMY_OP
	966	967	968	969	970	971	972
-------- YEAR 2011 --------							
EMISSIONS DATA AT MAXIMUM	0.00	0.00	116.00	116.00	116.00	0.00	0.00
EMISSIONS DATA AT MINIMUM	0.00	0.00	116.00	116.00	116.00	0.00	0.00
EMISSIONS DATA PROFILE	0	0	0	0	0	0	0
-------- YEAR 2012 --------							
-------- YEAR 2013 --------							
-------- YEAR 2014 --------							
-------- YEAR 2015 --------							
-------- YEAR 2016 --------							
-------- YEAR 2017 --------							
-------- YEAR 2018 --------							

-------- YEAR 2019 --------

-------- YEAR 2020 --------

-------- YEAR 2021 --------

-------- YEAR 2022 --------

-------- YEAR 2023 --------

-------- YEAR 2024 --------

-------- YEAR 2025 --------

-------- YEAR 2026 --------

-------- YEAR 2027 --------

-------- YEAR 2028 --------

-------- YEAR 2029 --------

-------- YEAR 2030 --------

-------- YEAR 2031 --------

-------- YEAR 2032 --------

-------- YEAR 2033 --------

-------- YEAR 2034 --------

-------- YEAR 2035 --------

-------- YEAR 2036 --------

-------- YEAR 2037 --------

-------- YEAR 2038 --------

-------- YEAR 2039 --------

-------- YEAR 2040 --------

EFFLUENT	3 CO2 (G)						
THERMAL UNIT	973	974	975	976	977	978	979
	DUMMY_OP	DUMMY_OP	DUMMY_OP	DUMMY_OP	DUMMY_OP	DUMMY_OP	DUMMY_OP
	973	974	975	976	977	978	979
-------- YEAR 2011 --------							
EMISSIONS DATA AT MAXIMUM	0.00	0.00	0.00	0.00	0.00	0.00	0.00
EMISSIONS DATA AT MINIMUM	0.00	0.00	0.00	0.00	0.00	0.00	0.00
EMISSIONS DATA PROFILE	0	0	0	0	0	0	0

-------- YEAR 2012 --------

-------- YEAR 2013 --------

-------- YEAR 2014 --------

-------- YEAR 2015 --------

NOTE: DATA DISPLAYED AFTER 2011 ONLY IF
VALUE CHANGED FROM PREVIOUS YEAR.

AEP EAST
GENERATION AND FUEL MODULE
INPUT SUMMARY REPORT

QUALIFIER = GAF.INPUT.THERMAL UNIT.

EFFLUENT	3 CO2 (G)						
THERMAL UNIT	973	974	975	976	977	978	979
	DUMMY_OP	DUMMY_OP	DUMMY_OP	DUMMY_OP	DUMMY_OP	DUMMY_OP	DUMMY_OP
	973	974	975	976	977	978	979
-------- YEAR 2016 --------							
-------- YEAR 2017 --------							
-------- YEAR 2018 --------							
-------- YEAR 2019 --------							
-------- YEAR 2020 --------							
-------- YEAR 2021 --------							
-------- YEAR 2022 --------							
-------- YEAR 2023 --------							
-------- YEAR 2024 --------							
-------- YEAR 2025 --------							
-------- YEAR 2026 --------							
-------- YEAR 2027 --------							
-------- YEAR 2028 --------							
-------- YEAR 2029 --------							
-------- YEAR 2030 --------							
-------- YEAR 2031 --------							
-------- YEAR 2032 --------							
-------- YEAR 2033 --------							
-------- YEAR 2034 --------							
-------- YEAR 2035 --------							
-------- YEAR 2036 --------							
-------- YEAR 2037 --------							
-------- YEAR 2038 --------							
-------- YEAR 2039 --------							
-------- YEAR 2040 --------							

EFFLUENT	3 CO2 (G)						
THERMAL UNIT	980	981	982	983	984	985	986
	DUMMY_OP	DUMMY_OP	DUMMY_OP	DUMMY_OP	DUMMY_OP	DUMMY_OP	DUMMY_OP
	980	981	982	983	984	985	986
-------- YEAR 2011 --------							
EMISSIONS DATA AT MAXIMUM	0.00	0.00	0.00	0.00	0.00	0.00	0.00
EMISSIONS DATA AT MINIMUM	0.00	0.00	0.00	0.00	0.00	0.00	0.00
EMISSIONS DATA PROFILE	0	0	0	0	0	0	0
-------- YEAR 2012 --------							
-------- YEAR 2013 --------							
-------- YEAR 2014 --------							
-------- YEAR 2015 --------							
-------- YEAR 2016 --------							
-------- YEAR 2017 --------							
-------- YEAR 2018 --------							
-------- YEAR 2019 --------							
-------- YEAR 2020 --------							
-------- YEAR 2021 --------							
-------- YEAR 2022 --------							
-------- YEAR 2023 --------							
-------- YEAR 2024 --------							
-------- YEAR 2025 --------							
-------- YEAR 2026 --------							
-------- YEAR 2027 --------							
-------- YEAR 2028 --------							

-------- YEAR 2029 --------

-------- YEAR 2030 --------

-------- YEAR 2031 --------

-------- YEAR 2032 --------

-------- YEAR 2033 --------

-------- YEAR 2034 --------

-------- YEAR 2035 --------

-------- YEAR 2036 --------

-------- YEAR 2037 --------

-------- YEAR 2038 --------

-------- YEAR 2039 --------

-------- YEAR 2040 --------

EFFLUENT THERMAL UNIT	3 CO2 (G) 987 DUMMY_OP 987	988 DUMMY_OP 988	989 DUMMY_OP 989	990 DUMMY_OP 990	991 DUMMY_OP 991	992 DUMMY_OP 992	993 DUMMY_OP 993
-------- YEAR 2011 --------							
EMISSIONS DATA AT MAXIMUM	0.00	0.00	0.00	0.00	0.00	0.00	0.00
EMISSIONS DATA AT MINIMUM	0.00	0.00	0.00	0.00	0.00	0.00	0.00
EMISSIONS DATA PROFILE	0	0	0	0	0	0	0

-------- YEAR 2012 --------

-------- YEAR 2013 --------

-------- YEAR 2014 --------

-------- YEAR 2015 --------

-------- YEAR 2016 --------

-------- YEAR 2017 --------

-------- YEAR 2018 --------

-------- YEAR 2019 --------

-------- YEAR 2020 --------

-------- YEAR 2021 --------

-------- YEAR 2022 --------

-------- YEAR 2023 --------

-------- YEAR 2024 --------

-------- YEAR 2025 --------

NOTE: DATA DISPLAYED AFTER 2011 ONLY IF
VALUE CHANGED FROM PREVIOUS YEAR.

AEP EAST
GENERATION AND FUEL MODULE
INPUT SUMMARY REPORT

QUALIFIER = GAF.INPUT.THERMAL UNIT.

EFFLUENT	3 CO2 (G)						
THERMAL UNIT	987	988	989	990	991	992	993
	DUMMY_OP	DUMMY_OP	DUMMY_OP	DUMMY_OP	DUMMY_OP	DUMMY_OP	DUMMY_OP
	987	988	989	990	991	992	993
-------- YEAR 2026 --------							
-------- YEAR 2027 --------							
-------- YEAR 2028 --------							
-------- YEAR 2029 --------							
-------- YEAR 2030 --------							
-------- YEAR 2031 --------							
-------- YEAR 2032 --------							
-------- YEAR 2033 --------							
-------- YEAR 2034 --------							
-------- YEAR 2035 --------							
-------- YEAR 2036 --------							
-------- YEAR 2037 --------							
-------- YEAR 2038 --------							
-------- YEAR 2039 --------							
-------- YEAR 2040 --------							

EFFLUENT	3 CO2 (G)					
THERMAL UNIT	994	995	996	997	998	999
	DUMMY_OP	DUMMY_OP	T4_TRONA	RP2TR_KP	RP2TR_IM	DUMMY_OP
	994	995	996	997	998	999
-------- YEAR 2011 --------						
EMISSIONS DATA AT MAXIMUM	0.00	0.00	0.00	0.00	0.00	0.00
EMISSIONS DATA AT MINIMUM	0.00	0.00	0.00	0.00	0.00	0.00
EMISSIONS DATA PROFILE	0	0	0	0	0	0
-------- YEAR 2012 --------						
-------- YEAR 2013 --------						
-------- YEAR 2014 --------						
-------- YEAR 2015 --------						
-------- YEAR 2016 --------						
-------- YEAR 2017 --------						
-------- YEAR 2018 --------						
-------- YEAR 2019 --------						
-------- YEAR 2020 --------						
-------- YEAR 2021 --------						
-------- YEAR 2022 --------						
-------- YEAR 2023 --------						
-------- YEAR 2024 --------						
-------- YEAR 2025 --------						
-------- YEAR 2026 --------						
-------- YEAR 2027 --------						
-------- YEAR 2028 --------						
-------- YEAR 2029 --------						
-------- YEAR 2030 --------						
-------- YEAR 2031 --------						
-------- YEAR 2032 --------						
-------- YEAR 2033 --------						
-------- YEAR 2034 --------						
-------- YEAR 2035 --------						
-------- YEAR 2036 --------						
-------- YEAR 2037 --------						
-------- YEAR 2038 --------						

-------- YEAR 2039 --------

-------- YEAR 2040 --------

EFFLUENT	4 NOX (B)						
THERMAL UNIT	1	2	3	4	5	6	7
	AMOS	AMOS	AMOS_OP	BECKJORD	BIG SAND	BIG SAND	CARD 1+2
	1	2	3	6	1	2	1
-------- YEAR 2011 --------							
EMISSIONS DATA AT MAXIMUM	0.00	0.00	0.00	3.21	0.00	0.00	0.00
EMISSIONS DATA AT MINIMUM	0.48	0.47	0.67	3.21	2.76	0.45	0.48
EMISSIONS DATA PROFILE	53	54	3	0	5	7	8
-------- YEAR 2012 --------							
EMISSIONS DATA AT MAXIMUM	0.00	0.00	0.00	3.31	0.00	0.00	0.00
EMISSIONS DATA AT MINIMUM	0.48	0.47	0.67	3.31	2.76	0.45	0.48
-------- YEAR 2013 --------							
EMISSIONS DATA AT MAXIMUM	0.00	0.00	0.00	3.26	0.00	0.00	0.00
EMISSIONS DATA AT MINIMUM	0.48	0.47	0.67	3.26	2.76	0.45	0.48
-------- YEAR 2014 --------							
EMISSIONS DATA AT MAXIMUM	0.00	0.00	0.00	3.16	0.00	0.00	0.00
EMISSIONS DATA AT MINIMUM	0.48	0.47	0.67	3.16	2.76	0.45	0.48
-------- YEAR 2015 --------							
EMISSIONS DATA AT MAXIMUM	0.00	0.00	0.00	3.10	0.00	0.00	0.00
EMISSIONS DATA AT MINIMUM	0.48	0.47	0.67	3.10	2.76	0.45	0.48
-------- YEAR 2016 --------							
EMISSIONS DATA AT MAXIMUM	0.00	0.00	0.00	3.08	0.00	0.00	0.00
EMISSIONS DATA AT MINIMUM	0.48	0.47	0.67	3.08	2.76	0.45	0.48
-------- YEAR 2017 --------							
EMISSIONS DATA AT MAXIMUM	0.00	0.00	0.00	3.09	0.00	0.00	0.00
EMISSIONS DATA AT MINIMUM	0.48	0.47	0.67	3.09	2.76	0.45	0.48
-------- YEAR 2018 --------							
EMISSIONS DATA AT MAXIMUM	0.00	0.00	0.00	3.09	0.00	0.00	0.00
EMISSIONS DATA AT MINIMUM	0.48	0.47	0.67	3.09	2.76	0.45	0.48
-------- YEAR 2019 --------							
EMISSIONS DATA AT MAXIMUM	0.00	0.00	0.00	3.08	0.00	0.00	0.00
EMISSIONS DATA AT MINIMUM	0.48	0.47	0.67	3.08	2.76	0.45	0.48
-------- YEAR 2020 --------							
EMISSIONS DATA AT MAXIMUM	0.00	0.00	0.00	3.08	0.00	0.00	0.00
EMISSIONS DATA AT MINIMUM	0.48	0.47	0.67	3.08	2.76	0.45	0.48

-------- YEAR 2021 --------

-------- YEAR 2022 --------

-------- YEAR 2023 --------

-------- YEAR 2024 --------

-------- YEAR 2025 --------

-------- YEAR 2026 --------

NOTE: DATA DISPLAYED AFTER 2011 ONLY IF
VALUE CHANGED FROM PREVIOUS YEAR.

AEP EAST
GENERATION AND FUEL MODULE
INPUT SUMMARY REPORT

QUALIFIER = GAF.INPUT.THERMAL UNIT.

EFFLUENT	4 NOX (B)						
THERMAL UNIT	1	2	3	4	5	6	7
	AMOS	AMOS	AMOS_OP	BECKJORD	BIG SAND	BIG SAND	CARD 1+2
	1	2	3	6	1	2	1
-------- YEAR 2027 --------							
-------- YEAR 2028 --------							
-------- YEAR 2029 --------							
-------- YEAR 2030 --------							
-------- YEAR 2031 --------							
-------- YEAR 2032 --------							
-------- YEAR 2033 --------							
-------- YEAR 2034 --------							
-------- YEAR 2035 --------							
-------- YEAR 2036 --------							
-------- YEAR 2037 --------							
-------- YEAR 2038 --------							
-------- YEAR 2039 --------							
-------- YEAR 2040 --------							

EFFLUENT	4 NOX (B)						
THERMAL UNIT	8	9	10	11	12	13	14
	CARD 1+2	CARD 3	CLIFTY	CLIFTY	CLIFTY	CLIFTY	CLIFTY
	2	3	1	2	3	4	5
-------- YEAR 2011 --------							
EMISSIONS DATA AT MAXIMUM	0.00	0.00	0.00	0.00	0.00	0.00	0.00
EMISSIONS DATA AT MINIMUM	0.49	0.52	0.00	0.00	0.00	0.00	0.00
EMISSIONS DATA PROFILE	9	10	0	0	0	0	0
-------- YEAR 2012 --------							
EMISSIONS DATA AT MINIMUM	0.49	0.51	0.00	0.00	0.00	0.00	0.00
EMISSIONS DATA PROFILE	9	52	0	0	0	0	0
-------- YEAR 2013 --------							
-------- YEAR 2014 --------							
-------- YEAR 2015 --------							
-------- YEAR 2016 --------							
-------- YEAR 2017 --------							
-------- YEAR 2018 --------							
-------- YEAR 2019 --------							
-------- YEAR 2020 --------							
-------- YEAR 2021 --------							
-------- YEAR 2022 --------							
-------- YEAR 2023 --------							
-------- YEAR 2024 --------							
-------- YEAR 2025 --------							
-------- YEAR 2026 --------							
-------- YEAR 2027 --------							
-------- YEAR 2028 --------							
-------- YEAR 2029 --------							
-------- YEAR 2030 --------							
-------- YEAR 2031 --------							
-------- YEAR 2032 --------							
-------- YEAR 2033 --------							
-------- YEAR 2034 --------							
-------- YEAR 2035 --------							
-------- YEAR 2036 --------							
-------- YEAR 2037 --------							
-------- YEAR 2038 --------							

-------- YEAR 2039 --------

-------- YEAR 2040 --------

EFFLUENT	4 NOX (B)						
THERMAL UNIT	15	16	17	18	19	20	21
	CLIFTY	CLINCH R	CLINCH R	CLINCH R	ROCKP_KP	ROCKP_KP	CSVL 1-4
	6	1	2	3	1	2	3
-------- YEAR 2011 --------							
EMISSIONS DATA AT MAXIMUM	0.00	0.00	0.00	0.00	0.00	0.00	0.00
EMISSIONS DATA AT MINIMUM	0.00	1.99	2.01	1.96	1.84	1.84	4.10
EMISSIONS DATA PROFILE	0	11	12	13	45	46	14

-------- YEAR 2012 --------

-------- YEAR 2013 --------

-------- YEAR 2014 --------

-------- YEAR 2015 --------

-------- YEAR 2016 --------

-------- YEAR 2017 --------

-------- YEAR 2018 --------

-------- YEAR 2019 --------

-------- YEAR 2020 --------

-------- YEAR 2021 --------

-------- YEAR 2022 --------

-------- YEAR 2023 --------

-------- YEAR 2024 --------

-------- YEAR 2025 --------

-------- YEAR 2026 --------

-------- YEAR 2027 --------

-------- YEAR 2028 --------

-------- YEAR 2029 --------

-------- YEAR 2030 --------

-------- YEAR 2031 --------

-------- YEAR 2032 --------

-------- YEAR 2033 --------

-------- YEAR 2034 --------

-------- YEAR 2035 --------

NOTE: DATA DISPLAYED AFTER 2011 ONLY IF
VALUE CHANGED FROM PREVIOUS YEAR.

AEP EAST
GENERATION AND FUEL MODULE
INPUT SUMMARY REPORT

QUALIFIER = GAF.INPUT.THERMAL UNIT.

EFFLUENT	4 NOX (B)						
THERMAL UNIT	15	16	17	18	19	20	21
	CLIFTY	CLINCH R	CLINCH R	CLINCH R	ROCKP_KP	ROCKP_KP	CSVL 1-4
	6	1	2	3	1	2	3
-------- YEAR 2036 --------							
-------- YEAR 2037 --------							
-------- YEAR 2038 --------							
-------- YEAR 2039 --------							
-------- YEAR 2040 --------							

EFFLUENT	4 NOX (B)						
THERMAL UNIT	22	23	24	25	26	27	28
	CSVL 1-4	CSVL 5+6	CSVL 5+6	D C COOK	D C COOK	GAVIN	GAVIN
	4	5	6	1	2	1	2
-------- YEAR 2011 --------							
EMISSIONS DATA AT MAXIMUM	0.00	0.00	0.00	0.00	0.00	0.00	0.00
EMISSIONS DATA AT MINIMUM	0.64	3.60	3.52	0.00	0.00	0.71	0.62
EMISSIONS DATA PROFILE	15	16	17	0	0	18	19
-------- YEAR 2012 --------							
-------- YEAR 2013 --------							
-------- YEAR 2014 --------							
-------- YEAR 2015 --------							
-------- YEAR 2016 --------							
-------- YEAR 2017 --------							
-------- YEAR 2018 --------							
-------- YEAR 2019 --------							
-------- YEAR 2020 --------							
-------- YEAR 2021 --------							
-------- YEAR 2022 --------							
-------- YEAR 2023 --------							
-------- YEAR 2024 --------							
-------- YEAR 2025 --------							
-------- YEAR 2026 --------							
-------- YEAR 2027 --------							
-------- YEAR 2028 --------							
-------- YEAR 2029 --------							
-------- YEAR 2030 --------							
-------- YEAR 2031 --------							
-------- YEAR 2032 --------							
-------- YEAR 2033 --------							
-------- YEAR 2034 --------							
-------- YEAR 2035 --------							
-------- YEAR 2036 --------							
-------- YEAR 2037 --------							
-------- YEAR 2038 --------							
-------- YEAR 2039 --------							
-------- YEAR 2040 --------							

EFFLUENT	4 NOX (B)						
THERMAL UNIT	29	30	33	34	35	36	37
	GLEN LYN	GLEN LYN	KAMMER	KAMMER	KAMMER	KANAWHA	KANAWHA
	5	6	1	2	3	1	2
-------- YEAR 2011 --------							
EMISSIONS DATA AT MAXIMUM	0.00	0.00	0.00	0.00	0.00	0.00	0.00
EMISSIONS DATA AT MINIMUM	6.71	3.95	4.82	4.85	4.66	2.14	2.09
EMISSIONS DATA PROFILE	20	21	22	23	24	25	26
-------- YEAR 2012 --------							
-------- YEAR 2013 --------							
-------- YEAR 2014 --------							

-------- YEAR 2015 --------

-------- YEAR 2016 --------

-------- YEAR 2017 --------

-------- YEAR 2018 --------

-------- YEAR 2019 --------

-------- YEAR 2020 --------

-------- YEAR 2021 --------

-------- YEAR 2022 --------

-------- YEAR 2023 --------

-------- YEAR 2024 --------

-------- YEAR 2025 --------

-------- YEAR 2026 --------

-------- YEAR 2027 --------

-------- YEAR 2028 --------

-------- YEAR 2029 --------

-------- YEAR 2030 --------

-------- YEAR 2031 --------

-------- YEAR 2032 --------

-------- YEAR 2033 --------

-------- YEAR 2034 --------

-------- YEAR 2035 --------

-------- YEAR 2036 --------

-------- YEAR 2037 --------

-------- YEAR 2038 --------

-------- YEAR 2039 --------

-------- YEAR 2040 --------

EFFLUENT THERMAL UNIT	4 NOX (B) 38 KYGER 1	39 KYGER 2	40 KYGER 3	41 KYGER 4	42 KYGER 5	43 MITCHELL 1	44 MITCHELL 2
-------- YEAR 2011 --------							
EMISSIONS DATA AT MAXIMUM	0.00	0.00	0.00	0.00	0.00	0.00	0.00
EMISSIONS DATA AT MINIMUM	0.00	0.00	0.00	0.00	0.00	0.51	0.47
EMISSIONS DATA PROFILE	0	0	0	0	0	30	31

NOTE: DATA DISPLAYED AFTER 2011 ONLY IF
VALUE CHANGED FROM PREVIOUS YEAR.

AEP EAST
GENERATION AND FUEL MODULE
INPUT SUMMARY REPORT

QUALIFIER = GAF.INPUT.THERMAL UNIT.

EFFLUENT THERMAL UNIT	4 NOX (B) 38 KYGER 1	39 KYGER 2	40 KYGER 3	41 KYGER 4	42 KYGER 5	43 MITCHELL 1	44 MITCHELL 2
-------- YEAR 2012 --------							
-------- YEAR 2013 --------							
-------- YEAR 2014 --------							
-------- YEAR 2015 --------							
-------- YEAR 2016 --------							
-------- YEAR 2017 --------							
-------- YEAR 2018 --------							
-------- YEAR 2019 --------							
-------- YEAR 2020 --------							
-------- YEAR 2021 --------							
-------- YEAR 2022 --------							
-------- YEAR 2023 --------							
-------- YEAR 2024 --------							
-------- YEAR 2025 --------							
-------- YEAR 2026 --------							
-------- YEAR 2027 --------							
-------- YEAR 2028 --------							
-------- YEAR 2029 --------							
-------- YEAR 2030 --------							
-------- YEAR 2031 --------							
-------- YEAR 2032 --------							
-------- YEAR 2033 --------							
-------- YEAR 2034 --------							
-------- YEAR 2035 --------							
-------- YEAR 2036 --------							
-------- YEAR 2037 --------							
-------- YEAR 2038 --------							
-------- YEAR 2039 --------							
-------- YEAR 2040 --------							

EFFLUENT THERMAL UNIT	4 NOX (B) 45 MOUNT_ER 1	46 MUSK RVR 1	47 MUSK RVR 2	48 MUSK RVR 3	49 MUSK RVR 4	50 MUSK RVR 5	51 P SPORN 1
-------- YEAR 2011 --------							
EMISSIONS DATA AT MAXIMUM	0.00	0.00	0.00	0.00	0.00	0.00	0.00
EMISSIONS DATA AT MINIMUM	0.70	5.80	4.60	5.38	3.51	0.57	2.79
EMISSIONS DATA PROFILE	33	34	35	36	37	38	39
-------- YEAR 2012 --------							
-------- YEAR 2013 --------							
-------- YEAR 2014 --------							
EMISSIONS DATA PROFILE	32	34	35	36	37	38	39
-------- YEAR 2015 --------							
-------- YEAR 2016 --------							
-------- YEAR 2017 --------							
-------- YEAR 2018 --------							
-------- YEAR 2019 --------							
-------- YEAR 2020 --------							
-------- YEAR 2021 --------							
-------- YEAR 2022 --------							
-------- YEAR 2023 --------							
-------- YEAR 2024 --------							

-------- YEAR 2025 --------

-------- YEAR 2026 --------

-------- YEAR 2027 --------

-------- YEAR 2028 --------

-------- YEAR 2029 --------

-------- YEAR 2030 --------

-------- YEAR 2031 --------

-------- YEAR 2032 --------

-------- YEAR 2033 --------

-------- YEAR 2034 --------

-------- YEAR 2035 --------

-------- YEAR 2036 --------

-------- YEAR 2037 --------

-------- YEAR 2038 --------

-------- YEAR 2039 --------

-------- YEAR 2040 --------

EFFLUENT	4 NOX (B)						
THERMAL UNIT	52	53	54	55	56	57	58
	P SPORN	P SPORN	P SPORN	P SPORN	PICWAY	RPRET_IM	RPRUN_IM
	2	3	4	5	5	1	1
-------- YEAR 2011 --------							
EMISSIONS DATA AT MAXIMUM	0.00	0.00	0.00	0.00	0.00	0.00	0.00
EMISSIONS DATA AT MINIMUM	2.67	2.81	2.87	2.68	8.40	1.84	1.84
EMISSIONS DATA PROFILE	40	41	42	43	44	45	45
-------- YEAR 2012 --------							
EMISSIONS DATA AT MINIMUM	2.67	2.47	2.53	2.68	8.40	1.84	1.84
EMISSIONS DATA PROFILE	40	27	59	43	44	45	45

-------- YEAR 2013 --------

-------- YEAR 2014 --------

-------- YEAR 2015 --------

-------- YEAR 2016 --------

-------- YEAR 2017 --------

-------- YEAR 2018 --------

-------- YEAR 2019 --------

-------- YEAR 2020 --------

NOTE: DATA DISPLAYED AFTER 2011 ONLY IF
VALUE CHANGED FROM PREVIOUS YEAR.

AEP EAST
GENERATION AND FUEL MODULE
INPUT SUMMARY REPORT

QUALIFIER = GAF.INPUT.THERMAL UNIT.

EFFLUENT THERMAL UNIT	4 NOX (B) 52 P SPORN 2	53 P SPORN 3	54 P SPORN 4	55 P SPORN 5	56 PICWAY 5	57 RPRET_IM 1	58 RPRUN_IM 1
-------- YEAR 2021 --------							
-------- YEAR 2022 --------							
-------- YEAR 2023 --------							
-------- YEAR 2024 --------							
-------- YEAR 2025 --------							
-------- YEAR 2026 --------							
-------- YEAR 2027 --------							
-------- YEAR 2028 --------							
-------- YEAR 2029 --------							
-------- YEAR 2030 --------							
-------- YEAR 2031 --------							
-------- YEAR 2032 --------							
-------- YEAR 2033 --------							
-------- YEAR 2034 --------							
-------- YEAR 2035 --------							
-------- YEAR 2036 --------							
-------- YEAR 2037 --------							
-------- YEAR 2038 --------							
-------- YEAR 2039 --------							
-------- YEAR 2040 --------							

EFFLUENT THERMAL UNIT	4 NOX (B) 59 ROCKP_IM 2	61 STUART 1	62 STUART 2	63 STUART 3	64 STUART 4	65 AMOS_AP 3	66 TANN 1-3 1
-------- YEAR 2011 --------							
EMISSIONS DATA AT MAXIMUM	0.00	1.15	1.17	1.15	1.27	0.00	0.00
EMISSIONS DATA AT MINIMUM	1.84	1.15	1.17	1.15	1.27	0.67	3.12
EMISSIONS DATA PROFILE	46	0	0	0	0	3	68
-------- YEAR 2012 --------							
EMISSIONS DATA AT MINIMUM	1.84	1.15	1.17	1.15	1.27	0.67	2.39
-------- YEAR 2013 --------							
-------- YEAR 2014 --------							
-------- YEAR 2015 --------							
-------- YEAR 2016 --------							
-------- YEAR 2017 --------							
-------- YEAR 2018 --------							
-------- YEAR 2019 --------							
-------- YEAR 2020 --------							
-------- YEAR 2021 --------							
-------- YEAR 2022 --------							
-------- YEAR 2023 --------							
-------- YEAR 2024 --------							
-------- YEAR 2025 --------							
-------- YEAR 2026 --------							
-------- YEAR 2027 --------							
-------- YEAR 2028 --------							
-------- YEAR 2029 --------							
-------- YEAR 2030 --------							
-------- YEAR 2031 --------							
-------- YEAR 2032 --------							
-------- YEAR 2033 --------							

-------- YEAR 2034 --------

-------- YEAR 2035 --------

-------- YEAR 2036 --------

-------- YEAR 2037 --------

-------- YEAR 2038 --------

-------- YEAR 2039 --------

-------- YEAR 2040 --------

EFFLUENT THERMAL UNIT	4 NOX (B) 67 TANN 1-3 2	68 TANN 1-3 3	69 TANN 4 4	70 ZIMMER 1	71 ROBTMONE 1	72 ROBTMONE 2	73 ROBTMONE 3
-------- YEAR 2011 --------							
EMISSIONS DATA AT MAXIMUM	0.00	0.00	0.00	2.07	0.28	0.28	0.28
EMISSIONS DATA AT MINIMUM	3.06	3.00	2.70	2.07	0.28	0.28	0.28
EMISSIONS DATA PROFILE	69	70	51	0	0	0	0
-------- YEAR 2012 --------							
EMISSIONS DATA AT MAXIMUM	0.00	0.00	0.00	2.07	0.28	0.27	0.28
EMISSIONS DATA AT MINIMUM	2.34	2.73	2.70	2.07	0.28	0.27	0.28
-------- YEAR 2013 --------							
EMISSIONS DATA AT MAXIMUM	0.00	0.00	0.00	2.07	0.28	0.28	0.28
EMISSIONS DATA AT MINIMUM	2.34	2.73	2.70	2.07	0.28	0.28	0.28
-------- YEAR 2014 --------							
EMISSIONS DATA AT MAXIMUM	0.00	0.00	0.00	2.07	0.28	0.28	0.28
EMISSIONS DATA AT MINIMUM	2.34	2.73	2.70	2.07	0.28	0.28	0.28
-------- YEAR 2015 --------							
EMISSIONS DATA AT MAXIMUM	0.00	0.00	0.00	2.07	0.28	0.28	0.28
EMISSIONS DATA AT MINIMUM	2.34	2.73	2.70	2.07	0.28	0.28	0.28
-------- YEAR 2016 --------							
EMISSIONS DATA AT MAXIMUM	0.00	0.00	0.00	2.07	0.28	0.28	0.28
EMISSIONS DATA AT MINIMUM	2.34	2.73	2.70	2.07	0.28	0.28	0.28
-------- YEAR 2017 --------							
EMISSIONS DATA AT MAXIMUM	0.00	0.00	0.00	2.07	0.28	0.28	0.28
EMISSIONS DATA AT MINIMUM	2.34	2.73	2.70	2.07	0.28	0.28	0.28
-------- YEAR 2018 --------							
EMISSIONS DATA AT MAXIMUM	0.00	0.00	0.00	2.07	0.28	0.28	0.28
EMISSIONS DATA AT MINIMUM	2.34	2.73	2.70	2.07	0.28	0.28	0.28
-------- YEAR 2019 --------							
EMISSIONS DATA AT MAXIMUM	0.00	0.00	0.00	2.07	0.28	0.28	0.28
EMISSIONS DATA AT MINIMUM	2.34	2.73	2.70	2.07	0.28	0.28	0.28
-------- YEAR 2020 --------							
EMISSIONS DATA AT MAXIMUM	0.00	0.00	0.00	2.07	0.28	0.28	0.28
EMISSIONS DATA AT MINIMUM	2.34	2.73	2.70	2.07	0.28	0.28	0.28

-------- YEAR 2021 --------

NOTE: DATA DISPLAYED AFTER 2011 ONLY IF
VALUE CHANGED FROM PREVIOUS YEAR.

AEP EAST
GENERATION AND FUEL MODULE
INPUT SUMMARY REPORT

QUALIFIER = GAF.INPUT.THERMAL UNIT.

EFFLUENT THERMAL UNIT	4 NOX (B) 67 TANN 1-3 2	68 TANN 1-3 3	69 TANN 4 4	70 ZIMMER 1	71 ROBTMONE 1	72 ROBTMONE 2	73 ROBTMONE 3
-------- YEAR 2022 --------							
-------- YEAR 2023 --------							
-------- YEAR 2024 --------							
-------- YEAR 2025 --------							
-------- YEAR 2026 --------							
-------- YEAR 2027 --------							
-------- YEAR 2028 --------							
-------- YEAR 2029 --------							
-------- YEAR 2030 --------							
-------- YEAR 2031 --------							
-------- YEAR 2032 --------							
-------- YEAR 2033 --------							
-------- YEAR 2034 --------							
-------- YEAR 2035 --------							
-------- YEAR 2036 --------							
-------- YEAR 2037 --------							
-------- YEAR 2038 --------							
-------- YEAR 2039 --------							
-------- YEAR 2040 --------							

EFFLUENT THERMAL UNIT	4 NOX (B) 75 CEREDO 1	76 CEREDO 2	77 CEREDO 3	78 CEREDO 4	79 CEREDO 5	80 CEREDO 6	81 DARBY 1
-------- YEAR 2011 --------							
EMISSIONS DATA AT MAXIMUM	0.31	0.31	0.31	0.31	0.31	0.31	0.39
EMISSIONS DATA AT MINIMUM	0.31	0.31	0.31	0.31	0.31	0.31	0.39
EMISSIONS DATA PROFILE	0	0	0	0	0	0	0
-------- YEAR 2012 --------							
-------- YEAR 2013 --------							
-------- YEAR 2014 --------							
-------- YEAR 2015 --------							
-------- YEAR 2016 --------							
-------- YEAR 2017 --------							
-------- YEAR 2018 --------							
-------- YEAR 2019 --------							
-------- YEAR 2020 --------							
-------- YEAR 2021 --------							
-------- YEAR 2022 --------							
-------- YEAR 2023 --------							
-------- YEAR 2024 --------							
-------- YEAR 2025 --------							
-------- YEAR 2026 --------							
-------- YEAR 2027 --------							
-------- YEAR 2028 --------							
-------- YEAR 2029 --------							
-------- YEAR 2030 --------							
-------- YEAR 2031 --------							
-------- YEAR 2032 --------							
-------- YEAR 2033 --------							
-------- YEAR 2034 --------							

-------- YEAR 2035 --------

-------- YEAR 2036 --------

-------- YEAR 2037 --------

-------- YEAR 2038 --------

-------- YEAR 2039 --------

-------- YEAR 2040 --------

EFFLUENT	4 NOX (B)						
THERMAL UNIT	82	83	84	85	86	87	88
	DARBY	DARBY	DARBY	DARBY	DARBY	LWBG WIN	LWBG WIN
	2	3	4	5	6	1	2
-------- YEAR 2011 --------							
EMISSIONS DATA AT MAXIMUM	0.39	0.39	0.39	0.39	0.39	0.09	0.08
EMISSIONS DATA AT MINIMUM	0.39	0.39	0.39	0.39	0.39	0.09	0.08
EMISSIONS DATA PROFILE	0	0	0	0	0	0	0
-------- YEAR 2012 --------							
EMISSIONS DATA AT MAXIMUM	0.39	0.39	0.39	0.39	0.39	0.09	0.09
EMISSIONS DATA AT MINIMUM	0.39	0.39	0.39	0.39	0.39	0.09	0.09
-------- YEAR 2013 --------							
EMISSIONS DATA AT MAXIMUM	0.39	0.39	0.39	0.39	0.39	0.09	0.08
EMISSIONS DATA AT MINIMUM	0.39	0.39	0.39	0.39	0.39	0.09	0.08
-------- YEAR 2014 --------							
EMISSIONS DATA AT MAXIMUM	0.39	0.39	0.39	0.39	0.39	0.08	0.08
EMISSIONS DATA AT MINIMUM	0.39	0.39	0.39	0.39	0.39	0.08	0.08
-------- YEAR 2015 --------							
EMISSIONS DATA AT MAXIMUM	0.39	0.39	0.39	0.39	0.39	0.08	0.08
EMISSIONS DATA AT MINIMUM	0.39	0.39	0.39	0.39	0.39	0.08	0.08
-------- YEAR 2016 --------							
EMISSIONS DATA AT MAXIMUM	0.39	0.39	0.39	0.39	0.39	0.08	0.08
EMISSIONS DATA AT MINIMUM	0.39	0.39	0.39	0.39	0.39	0.08	0.08
-------- YEAR 2017 --------							
EMISSIONS DATA AT MAXIMUM	0.39	0.39	0.39	0.39	0.39	0.08	0.08
EMISSIONS DATA AT MINIMUM	0.39	0.39	0.39	0.39	0.39	0.08	0.08
-------- YEAR 2018 --------							
EMISSIONS DATA AT MAXIMUM	0.39	0.39	0.39	0.39	0.39	0.08	0.08
EMISSIONS DATA AT MINIMUM	0.39	0.39	0.39	0.39	0.39	0.08	0.08
-------- YEAR 2019 --------							
EMISSIONS DATA AT MAXIMUM	0.39	0.39	0.39	0.39	0.39	0.08	0.08
EMISSIONS DATA AT MINIMUM	0.39	0.39	0.39	0.39	0.39	0.08	0.08
-------- YEAR 2020 --------							
EMISSIONS DATA AT MAXIMUM	0.39	0.39	0.39	0.39	0.39	0.08	0.08
EMISSIONS DATA AT MINIMUM	0.39	0.39	0.39	0.39	0.39	0.08	0.08

-------- YEAR 2021 --------

-------- YEAR 2022 --------

NOTE: DATA DISPLAYED AFTER 2011 ONLY IF
VALUE CHANGED FROM PREVIOUS YEAR.

AEP EAST
GENERATION AND FUEL MODULE
INPUT SUMMARY REPORT

QUALIFIER = GAF.INPUT.THERMAL UNIT.

EFFLUENT	4 NOX (B)						
THERMAL UNIT	82	83	84	85	86	87	88
	DARBY	DARBY	DARBY	DARBY	DARBY	LWBG WIN	LWBG WIN
	2	3	4	5	6	1	2
-------- YEAR 2023 --------							
-------- YEAR 2024 --------							
-------- YEAR 2025 --------							
-------- YEAR 2026 --------							
-------- YEAR 2027 --------							
-------- YEAR 2028 --------							
-------- YEAR 2029 --------							
-------- YEAR 2030 --------							
-------- YEAR 2031 --------							
-------- YEAR 2032 --------							
-------- YEAR 2033 --------							
-------- YEAR 2034 --------							
-------- YEAR 2035 --------							
-------- YEAR 2036 --------							
-------- YEAR 2037 --------							
-------- YEAR 2038 --------							
-------- YEAR 2039 --------							
-------- YEAR 2040 --------							

EFFLUENT	4 NOX (B)						
THERMAL UNIT	89	90	91	92	93	94	101
	LWBG SMR	LWBG SMR	WATR CC	WATR2	DRESDEN	DRESD2	NUCLEAR
	1	2	1	1	1	1	1
-------- YEAR 2011 --------							
EMISSIONS DATA AT MAXIMUM	0.09	0.08	0.09	0.09	0.13	0.09	0.00
EMISSIONS DATA AT MINIMUM	0.09	0.08	0.09	0.09	0.13	0.09	0.00
EMISSIONS DATA PROFILE	0	0	0	0	0	0	0
-------- YEAR 2012 --------							
EMISSIONS DATA AT MAXIMUM	0.09	0.09	0.09	0.09	0.13	0.09	0.00
EMISSIONS DATA AT MINIMUM	0.09	0.09	0.09	0.09	0.13	0.09	0.00
-------- YEAR 2013 --------							
EMISSIONS DATA AT MAXIMUM	0.09	0.08	0.09	0.09	0.13	0.09	0.00
EMISSIONS DATA AT MINIMUM	0.09	0.08	0.09	0.09	0.13	0.09	0.00
-------- YEAR 2014 --------							
EMISSIONS DATA AT MAXIMUM	0.08	0.08	0.09	0.09	0.13	0.08	0.00
EMISSIONS DATA AT MINIMUM	0.08	0.08	0.09	0.09	0.13	0.08	0.00
-------- YEAR 2015 --------							
EMISSIONS DATA AT MAXIMUM	0.08	0.08	0.09	0.09	0.13	0.08	0.00
EMISSIONS DATA AT MINIMUM	0.08	0.08	0.09	0.09	0.13	0.08	0.00
-------- YEAR 2016 --------							
EMISSIONS DATA AT MAXIMUM	0.08	0.08	0.08	0.08	0.13	0.08	0.00
EMISSIONS DATA AT MINIMUM	0.08	0.08	0.08	0.08	0.13	0.08	0.00
-------- YEAR 2017 --------							
EMISSIONS DATA AT MAXIMUM	0.08	0.08	0.09	0.09	0.13	0.08	0.00
EMISSIONS DATA AT MINIMUM	0.08	0.08	0.09	0.09	0.13	0.08	0.00
-------- YEAR 2018 --------							
EMISSIONS DATA AT MAXIMUM	0.08	0.08	0.09	0.09	0.13	0.08	0.00
EMISSIONS DATA AT MINIMUM	0.08	0.08	0.09	0.09	0.13	0.08	0.00
-------- YEAR 2019 --------							
EMISSIONS DATA AT MAXIMUM	0.08	0.08	0.08	0.08	0.13	0.08	0.00
EMISSIONS DATA AT MINIMUM	0.08	0.08	0.08	0.08	0.13	0.08	0.00
-------- YEAR 2020 --------							
EMISSIONS DATA AT MAXIMUM	0.08	0.08	0.08	0.08	0.13	0.08	0.00
EMISSIONS DATA AT MINIMUM	0.08	0.08	0.08	0.08	0.13	0.08	0.00
-------- YEAR 2021 --------							
-------- YEAR 2022 --------							
-------- YEAR 2023 --------							
-------- YEAR 2024 --------							
-------- YEAR 2025 --------							
-------- YEAR 2026 --------							

-------- YEAR 2027 --------

-------- YEAR 2028 --------

-------- YEAR 2029 --------

-------- YEAR 2030 --------

-------- YEAR 2031 --------

-------- YEAR 2032 --------

-------- YEAR 2033 --------

-------- YEAR 2034 --------

-------- YEAR 2035 --------

-------- YEAR 2036 --------

-------- YEAR 2037 --------

-------- YEAR 2038 --------

-------- YEAR 2039 --------

-------- YEAR 2040 --------

EFFLUENT THERMAL UNIT	4 NOX (B) 102 UPC_NCCS 1	103 PC_UL_SU 1	104 UPC_RCCS 1	105 IGC_NCCS 1	106 IGCC GE 1	107 IGC_RCCS 1	108 CC 2X1FB 1
-------- YEAR 2011 --------							
EMISSIONS DATA AT MAXIMUM	0.73	0.62	0.62	0.44	0.50	0.50	0.06
EMISSIONS DATA AT MINIMUM	0.73	0.62	0.62	0.44	0.50	0.50	0.06
EMISSIONS DATA PROFILE	0	0	0	0	0	0	0
-------- YEAR 2012 --------							
-------- YEAR 2013 --------							
-------- YEAR 2014 --------							
-------- YEAR 2015 --------							
-------- YEAR 2016 --------							
-------- YEAR 2017 --------							
-------- YEAR 2018 --------							
-------- YEAR 2019 --------							
-------- YEAR 2020 --------							
EMISSIONS DATA AT MAXIMUM	0.73	0.62	0.73	0.44	0.50	0.59	0.06
EMISSIONS DATA AT MINIMUM	0.73	0.62	0.73	0.44	0.50	0.59	0.06
-------- YEAR 2021 --------							
-------- YEAR 2022 --------							

NOTE: DATA DISPLAYED AFTER 2011 ONLY IF
VALUE CHANGED FROM PREVIOUS YEAR.

AEP EAST
GENERATION AND FUEL MODULE
INPUT SUMMARY REPORT

QUALIFIER = GAF.INPUT.THERMAL UNIT.

EFFLUENT	4 NOX (B)						
THERMAL UNIT	102	103	104	105	106	107	108
	UPC_NCCS	PC_UL_SU	UPC_RCCS	IGC_NCCS	IGCC GE	IGC_RCCS	CC 2X1FB
	1	1	1	1	1	1	1
-------- YEAR 2023 --------							
-------- YEAR 2024 --------							
-------- YEAR 2025 --------							
-------- YEAR 2026 --------							
-------- YEAR 2027 --------							
-------- YEAR 2028 --------							
-------- YEAR 2029 --------							
-------- YEAR 2030 --------							
-------- YEAR 2031 --------							
-------- YEAR 2032 --------							
-------- YEAR 2033 --------							
-------- YEAR 2034 --------							
-------- YEAR 2035 --------							
-------- YEAR 2036 --------							
-------- YEAR 2037 --------							
-------- YEAR 2038 --------							
-------- YEAR 2039 --------							
-------- YEAR 2040 --------							

EFFLUENT	4 NOX (B)						
THERMAL UNIT	109	110	111	114	115	124	125
	CC 2x1FA	CC 1x17H	BS2_CC	CT GE7FA	CT_GE7EA	BS2_FGD	BS1_FGD
	1	1	1	1	1	2	1
-------- YEAR 2011 --------							
EMISSIONS DATA AT MAXIMUM	0.08	0.07	0.08	0.10	0.12	0.00	0.00
EMISSIONS DATA AT MINIMUM	0.08	0.07	0.08	0.10	0.12	0.47	0.28
EMISSIONS DATA PROFILE	0	0	0	0	0	57	5
-------- YEAR 2012 --------							
-------- YEAR 2013 --------							
-------- YEAR 2014 --------							
-------- YEAR 2015 --------							
-------- YEAR 2016 --------							
-------- YEAR 2017 --------							
-------- YEAR 2018 --------							
-------- YEAR 2019 --------							
-------- YEAR 2020 --------							
-------- YEAR 2021 --------							
-------- YEAR 2022 --------							
-------- YEAR 2023 --------							
-------- YEAR 2024 --------							
-------- YEAR 2025 --------							
-------- YEAR 2026 --------							
-------- YEAR 2027 --------							
-------- YEAR 2028 --------							
-------- YEAR 2029 --------							
-------- YEAR 2030 --------							
-------- YEAR 2031 --------							
-------- YEAR 2032 --------							
-------- YEAR 2033 --------							
-------- YEAR 2034 --------							
-------- YEAR 2035 --------							

-------- YEAR 2036 --------

-------- YEAR 2037 --------

-------- YEAR 2038 --------

-------- YEAR 2039 --------

-------- YEAR 2040 --------

EFFLUENT	4 NOX (B)						
THERMAL UNIT	126	127	129	130	131	132	133
	CSV5_SCR	CSV6_SCR	CR1_NGCC	CR2_NGCC	MR5_NGCC	MR5_FGD	RP1D_IM
	5	6	1	2	5	5	1
-------- YEAR 2011 --------							
EMISSIONS DATA AT MAXIMUM	0.00	0.00	0.08	0.08	0.08	0.00	0.00
EMISSIONS DATA AT MINIMUM	0.36	0.35	0.08	0.08	0.08	0.52	0.40
EMISSIONS DATA PROFILE	60	61	0	0	0	65	66

-------- YEAR 2012 --------

-------- YEAR 2013 --------

-------- YEAR 2014 --------

-------- YEAR 2015 --------

-------- YEAR 2016 --------

-------- YEAR 2017 --------

-------- YEAR 2018 --------

-------- YEAR 2019 --------

-------- YEAR 2020 --------

-------- YEAR 2021 --------

-------- YEAR 2022 --------

-------- YEAR 2023 --------

-------- YEAR 2024 --------

-------- YEAR 2025 --------

-------- YEAR 2026 --------

-------- YEAR 2027 --------

-------- YEAR 2028 --------

-------- YEAR 2029 --------

-------- YEAR 2030 --------

-------- YEAR 2031 --------

-------- YEAR 2032 --------

NOTE: DATA DISPLAYED AFTER 2011 ONLY IF
VALUE CHANGED FROM PREVIOUS YEAR.

AEP EAST
GENERATION AND FUEL MODULE
INPUT SUMMARY REPORT

QUALIFIER = GAF.INPUT.THERMAL UNIT.

EFFLUENT	4 NOX (B)						
THERMAL UNIT	126	127	129	130	131	132	133
	CSV5_SCR	CSV6_SCR	CR1_NGCC	CR2_NGCC	MR5_NGCC	MR5_FGD	RP1D_IM
	5	6	1	2	5	5	1
-------- YEAR 2033 --------							
-------- YEAR 2034 --------							
-------- YEAR 2035 --------							
-------- YEAR 2036 --------							
-------- YEAR 2037 --------							
-------- YEAR 2038 --------							
-------- YEAR 2039 --------							
-------- YEAR 2040 --------							

EFFLUENT	4 NOX (B)						
THERMAL UNIT	134	135	136	137	144	145	146
	RP2D_IM	TAN4_FGD	RP1D_KP	RP2D_KP	TC4_ESP	A390% AP	A390%OP
	2	4	1	2	4	3	3
-------- YEAR 2011 --------							
EMISSIONS DATA AT MAXIMUM	0.00	0.00	0.00	0.00	0.00	0.00	0.00
EMISSIONS DATA AT MINIMUM	0.40	2.54	0.40	0.40	2.54	0.00	0.00
EMISSIONS DATA PROFILE	67	51	66	67	51	55	55
-------- YEAR 2012 --------							
-------- YEAR 2013 --------							
-------- YEAR 2014 --------							
-------- YEAR 2015 --------							
-------- YEAR 2016 --------							
-------- YEAR 2017 --------							
-------- YEAR 2018 --------							
-------- YEAR 2019 --------							
-------- YEAR 2020 --------							
-------- YEAR 2021 --------							
-------- YEAR 2022 --------							
-------- YEAR 2023 --------							
-------- YEAR 2024 --------							
-------- YEAR 2025 --------							
-------- YEAR 2026 --------							
-------- YEAR 2027 --------							
-------- YEAR 2028 --------							
-------- YEAR 2029 --------							
-------- YEAR 2030 --------							
-------- YEAR 2031 --------							
-------- YEAR 2032 --------							
-------- YEAR 2033 --------							
-------- YEAR 2034 --------							
-------- YEAR 2035 --------							
-------- YEAR 2036 --------							
-------- YEAR 2037 --------							
-------- YEAR 2038 --------							
-------- YEAR 2039 --------							
-------- YEAR 2040 --------							

EFFLUENT	4 NOX (B)						
THERMAL UNIT	147	148	149	150	151	153	154
	MTN_90%	RPT1_90%	RPT2_90%	GV1_90%	GV2_90%	MTN_18%	CC_FA_KP
	1	1	2	1	2	1	1
-------- YEAR 2011 --------							
EMISSIONS DATA AT MAXIMUM	0.00	0.00	0.00	0.00	0.00	0.00	0.07
EMISSIONS DATA AT MINIMUM	0.82	0.00	0.00	0.83	0.00	0.73	0.07
EMISSIONS DATA PROFILE	29	66	67	62	64	28	0

-------- YEAR 2012 --------

-------- YEAR 2013 --------

-------- YEAR 2014 --------

-------- YEAR 2015 --------

-------- YEAR 2016 --------

-------- YEAR 2017 --------

-------- YEAR 2018 --------

-------- YEAR 2019 --------

-------- YEAR 2020 --------

-------- YEAR 2021 --------

-------- YEAR 2022 --------

-------- YEAR 2023 --------

-------- YEAR 2024 --------

-------- YEAR 2025 --------

-------- YEAR 2026 --------

-------- YEAR 2027 --------

-------- YEAR 2028 --------

-------- YEAR 2029 --------

-------- YEAR 2030 --------

-------- YEAR 2031 --------

-------- YEAR 2032 --------

-------- YEAR 2033 --------

-------- YEAR 2034 --------

-------- YEAR 2035 --------

-------- YEAR 2036 --------

-------- YEAR 2037 --------

-------- YEAR 2038 --------

-------- YEAR 2039 --------

-------- YEAR 2040 --------

NOTE: DATA DISPLAYED AFTER 2011 ONLY IF
VALUE CHANGED FROM PREVIOUS YEAR.

AEP EAST
GENERATION AND FUEL MODULE
INPUT SUMMARY REPORT

QUALIFIER = GAF.INPUT.THERMAL UNIT.

EFFLUENT	4 NOX (B)						
THERMAL UNIT	155	156	157	158	159	160	161
	CT_OHIO	CC_OH	CT_I&M	CC_I&M	CT_APCO	CC_APCO	CT_KPCO
	1	1	1	1	1	1	1
-------- YEAR 2011 --------							
EMISSIONS DATA AT MAXIMUM	0.12	0.08	0.12	0.08	0.12	0.08	0.12
EMISSIONS DATA AT MINIMUM	0.12	0.08	0.12	0.08	0.12	0.08	0.12
EMISSIONS DATA PROFILE	0	0	0	0	0	0	0
-------- YEAR 2012 --------							
-------- YEAR 2013 --------							
-------- YEAR 2014 --------							
-------- YEAR 2015 --------							
-------- YEAR 2016 --------							
-------- YEAR 2017 --------							
-------- YEAR 2018 --------							
-------- YEAR 2019 --------							
-------- YEAR 2020 --------							
-------- YEAR 2021 --------							
-------- YEAR 2022 --------							
-------- YEAR 2023 --------							
-------- YEAR 2024 --------							
-------- YEAR 2025 --------							
-------- YEAR 2026 --------							
-------- YEAR 2027 --------							
-------- YEAR 2028 --------							
-------- YEAR 2029 --------							
-------- YEAR 2030 --------							
-------- YEAR 2031 --------							
-------- YEAR 2032 --------							
-------- YEAR 2033 --------							
-------- YEAR 2034 --------							
-------- YEAR 2035 --------							
-------- YEAR 2036 --------							
-------- YEAR 2037 --------							
-------- YEAR 2038 --------							
-------- YEAR 2039 --------							
-------- YEAR 2040 --------							

EFFLUENT	4 NOX (B)						
THERMAL UNIT	162	163	164	165	166	168	169
	CC_KPCO	BS2 FGD	BS2 FGD	BS2 FGD	BS2 FGD	IGCC AP	PC_UL_AP
	1	1	5	22	23	1	1
-------- YEAR 2011 --------							
EMISSIONS DATA AT MAXIMUM	0.07	0.00	0.00	0.00	0.00	0.50	0.62
EMISSIONS DATA AT MINIMUM	0.07	0.45	0.45	0.45	0.45	0.50	0.62
EMISSIONS DATA PROFILE	0	7	7	7	7	0	0
-------- YEAR 2012 --------							
-------- YEAR 2013 --------							
-------- YEAR 2014 --------							
-------- YEAR 2015 --------							
-------- YEAR 2016 --------							
-------- YEAR 2017 --------							
-------- YEAR 2018 --------							
-------- YEAR 2019 --------							
-------- YEAR 2020 --------							
-------- YEAR 2021 --------							
-------- YEAR 2022 --------							

-------- YEAR 2023 --------

-------- YEAR 2024 --------

-------- YEAR 2025 --------

-------- YEAR 2026 --------

-------- YEAR 2027 --------

-------- YEAR 2028 --------

-------- YEAR 2029 --------

-------- YEAR 2030 --------

-------- YEAR 2031 --------

-------- YEAR 2032 --------

-------- YEAR 2033 --------

-------- YEAR 2034 --------

-------- YEAR 2035 --------

-------- YEAR 2036 --------

-------- YEAR 2037 --------

-------- YEAR 2038 --------

-------- YEAR 2039 --------

-------- YEAR 2040 --------

EFFLUENT	4 NOX (B)						
THERMAL UNIT	170	171	172	173	174	175	176
	Nuke_AP	IGCC IM	PC_UL_IM	NUKE_IM	IGCC KP	PC_UL_KP	NUKE_KP
	1	1	1	1	1	1	1
-------- YEAR 2011 --------							
EMISSIONS DATA AT MAXIMUM	0.00	0.50	0.62	0.00	0.50	0.62	0.00
EMISSIONS DATA AT MINIMUM	0.00	0.50	0.62	0.00	0.50	0.62	0.00
EMISSIONS DATA PROFILE	0	0	0	0	0	0	0

-------- YEAR 2012 --------

-------- YEAR 2013 --------

-------- YEAR 2014 --------

-------- YEAR 2015 --------

-------- YEAR 2016 --------

-------- YEAR 2017 --------

-------- YEAR 2018 --------

-------- YEAR 2019 --------

NOTE: DATA DISPLAYED AFTER 2011 ONLY IF
VALUE CHANGED FROM PREVIOUS YEAR.

AEP EAST
GENERATION AND FUEL MODULE
INPUT SUMMARY REPORT

QUALIFIER = GAF.INPUT.THERMAL UNIT.

EFFLUENT THERMAL UNIT	4 NOX (B) 170 Nuke_AP 1	171 IGCC IM 1	172 PC_UL_IM 1	173 NUKE_IM 1	174 IGCC KP 1	175 PC_UL_KP 1	176 NUKE_KP 1
-------- YEAR 2020 --------							
-------- YEAR 2021 --------							
-------- YEAR 2022 --------							
-------- YEAR 2023 --------							
-------- YEAR 2024 --------							
-------- YEAR 2025 --------							
-------- YEAR 2026 --------							
-------- YEAR 2027 --------							
-------- YEAR 2028 --------							
-------- YEAR 2029 --------							
-------- YEAR 2030 --------							
-------- YEAR 2031 --------							
-------- YEAR 2032 --------							
-------- YEAR 2033 --------							
-------- YEAR 2034 --------							
-------- YEAR 2035 --------							
-------- YEAR 2036 --------							
-------- YEAR 2037 --------							
-------- YEAR 2038 --------							
-------- YEAR 2039 --------							
-------- YEAR 2040 --------							

EFFLUENT THERMAL UNIT	4 NOX (B) 177 IGCC OH 1	178 PC_UL_OH 1	179 NUKE OH 1	181 RP1D_03 1	182 RP1D_04 1	183 RP1D_08 1	184 RP1D_20 1
-------- YEAR 2011 --------							
EMISSIONS DATA AT MAXIMUM	0.50	0.62	0.00	0.00	0.00	0.00	0.00
EMISSIONS DATA AT MINIMUM	0.50	0.62	0.00	0.40	0.40	0.40	0.40
EMISSIONS DATA PROFILE	0	0	0	66	66	66	66
-------- YEAR 2012 --------							
-------- YEAR 2013 --------							
-------- YEAR 2014 --------							
-------- YEAR 2015 --------							
-------- YEAR 2016 --------							
-------- YEAR 2017 --------							
-------- YEAR 2018 --------							
-------- YEAR 2019 --------							
-------- YEAR 2020 --------							
-------- YEAR 2021 --------							
-------- YEAR 2022 --------							
-------- YEAR 2023 --------							
-------- YEAR 2024 --------							
-------- YEAR 2025 --------							
-------- YEAR 2026 --------							
-------- YEAR 2027 --------							
-------- YEAR 2028 --------							
-------- YEAR 2029 --------							
-------- YEAR 2030 --------							
-------- YEAR 2031 --------							
-------- YEAR 2032 --------							

-------- YEAR 2033 --------

-------- YEAR 2034 --------

-------- YEAR 2035 --------

-------- YEAR 2036 --------

-------- YEAR 2037 --------

-------- YEAR 2038 --------

-------- YEAR 2039 --------

-------- YEAR 2040 --------

EFFLUENT	4 NOX (B)						
THERMAL UNIT	186	187	188	189	190	191	201
	RP1TR_IM	RP2TR_IM	RP1TR_KP	RP2TR_KP	T4_TRONA	T4_TRCCR	
	1	2	1	2	4	4	0
-------- YEAR 2011 --------							
EMISSIONS DATA AT MAXIMUM	0.00	0.00	0.00	0.00	0.00	0.00	0.00
EMISSIONS DATA AT MINIMUM	1.84	1.84	1.84	1.84	2.70	2.70	2.18
EMISSIONS DATA PROFILE	45	46	45	46	51	51	0

-------- YEAR 2012 --------

-------- YEAR 2013 --------

-------- YEAR 2014 --------

-------- YEAR 2015 --------

-------- YEAR 2016 --------

-------- YEAR 2017 --------

-------- YEAR 2018 --------

-------- YEAR 2019 --------

-------- YEAR 2020 --------

-------- YEAR 2021 --------

-------- YEAR 2022 --------

-------- YEAR 2023 --------

-------- YEAR 2024 --------

-------- YEAR 2025 --------

-------- YEAR 2026 --------

-------- YEAR 2027 --------

-------- YEAR 2028 --------

-------- YEAR 2029 --------

NOTE: DATA DISPLAYED AFTER 2011 ONLY IF
VALUE CHANGED FROM PREVIOUS YEAR.

AEP EAST
GENERATION AND FUEL MODULE
INPUT SUMMARY REPORT

QUALIFIER = GAF.INPUT.THERMAL UNIT.

EFFLUENT THERMAL UNIT	4 NOX (B) 186 RP1TR_IM 1	187 RP2TR_IM 2	188 RP1TR_KP 1	189 RP2TR_KP 2	190 T4_TRONA 4	191 T4_TRCCR 4	201 0
-------- YEAR 2030 --------							
-------- YEAR 2031 --------							
-------- YEAR 2032 --------							
-------- YEAR 2033 --------							
-------- YEAR 2034 --------							
-------- YEAR 2035 --------							
-------- YEAR 2036 --------							
-------- YEAR 2037 --------							
-------- YEAR 2038 --------							
-------- YEAR 2039 --------							
-------- YEAR 2040 --------							

EFFLUENT THERMAL UNIT	4 NOX (B) 223 MR_STKR1 1	224 MR_STKR2 1	228 AMS3_SI 3	229 BS2_SI 2	230 MR5_CF 5	231 MR5_SI 5	232 RPT1_CF 1
-------- YEAR 2011 --------							
EMISSIONS DATA AT MAXIMUM	0.86	0.86	0.00	0.00	0.00	0.00	0.00
EMISSIONS DATA AT MINIMUM	0.86	0.86	0.82	0.46	0.51	0.51	1.61
EMISSIONS DATA PROFILE	0	0	55	57	38	38	45
-------- YEAR 2012 --------							
-------- YEAR 2013 --------							
-------- YEAR 2014 --------							
-------- YEAR 2015 --------							
-------- YEAR 2016 --------							
-------- YEAR 2017 --------							
-------- YEAR 2018 --------							
-------- YEAR 2019 --------							
-------- YEAR 2020 --------							
-------- YEAR 2021 --------							
-------- YEAR 2022 --------							
-------- YEAR 2023 --------							
-------- YEAR 2024 --------							
-------- YEAR 2025 --------							
-------- YEAR 2026 --------							
-------- YEAR 2027 --------							
-------- YEAR 2028 --------							
-------- YEAR 2029 --------							
-------- YEAR 2030 --------							
-------- YEAR 2031 --------							
-------- YEAR 2032 --------							
-------- YEAR 2033 --------							
-------- YEAR 2034 --------							
-------- YEAR 2035 --------							
-------- YEAR 2036 --------							
-------- YEAR 2037 --------							
-------- YEAR 2038 --------							
-------- YEAR 2039 --------							
-------- YEAR 2040 --------							

EFFLUENT THERMAL UNIT	4 NOX (B) 233 RPT2_CF 2	234 RPT1_SI 1	235 RPT2_SI 2	251 DC1_HPT 1	252 DC1_IS 1	253 DC1_EFF 1	254 DC1_17 1

-------- YEAR 2011 --------							
EMISSIONS DATA AT MAXIMUM	0.00	0.00	0.00	0.00	0.00	0.00	0.00
EMISSIONS DATA AT MINIMUM	1.64	0.15	0.15	0.00	0.00	0.00	0.00
EMISSIONS DATA PROFILE	46	66	67	0	0	0	0
-------- YEAR 2012 --------							
-------- YEAR 2013 --------							
-------- YEAR 2014 --------							
-------- YEAR 2015 --------							
-------- YEAR 2016 --------							
-------- YEAR 2017 --------							
-------- YEAR 2018 --------							
-------- YEAR 2019 --------							
-------- YEAR 2020 --------							
-------- YEAR 2021 --------							
-------- YEAR 2022 --------							
-------- YEAR 2023 --------							
-------- YEAR 2024 --------							
-------- YEAR 2025 --------							
-------- YEAR 2026 --------							
-------- YEAR 2027 --------							
-------- YEAR 2028 --------							
-------- YEAR 2029 --------							
-------- YEAR 2030 --------							
-------- YEAR 2031 --------							
-------- YEAR 2032 --------							
-------- YEAR 2033 --------							
-------- YEAR 2034 --------							
-------- YEAR 2035 --------							
-------- YEAR 2036 --------							
-------- YEAR 2037 --------							
-------- YEAR 2038 --------							
-------- YEAR 2039 --------							

NOTE: DATA DISPLAYED AFTER 2011 ONLY IF
VALUE CHANGED FROM PREVIOUS YEAR.

AEP EAST
GENERATION AND FUEL MODULE
INPUT SUMMARY REPORT

QUALIFIER = GAF.INPUT.THERMAL UNIT.

EFFLUENT	4 NOX (B)						
THERMAL UNIT	233	234	235	251	252	253	254
	RPT2_CF	RPT1_SI	RPT2_SI	DC1_HPT	DC1_IS	DC1_EFF	DC1_17
	2	1	2	1	1	1	1
-------- YEAR 2040 --------							

EFFLUENT	4 NOX (B)						
THERMAL UNIT	255	257	258	259	260	269	270
	DC1_3800	DC2_HPT	DC2_EFF	DC2_SPU	DC2_3800	BIGSD_15	BIGSD_GP
	1	2	2	2	2	1	1
-------- YEAR 2011 --------							
EMISSIONS DATA AT MAXIMUM	0.00	0.00	0.00	0.00	0.00	0.00	0.00
EMISSIONS DATA AT MINIMUM	0.00	0.00	0.00	0.00	0.00	3.09	3.09
EMISSIONS DATA PROFILE	0	0	0	0	0	0	0
-------- YEAR 2012 --------							
-------- YEAR 2013 --------							
-------- YEAR 2014 --------							
-------- YEAR 2015 --------							
-------- YEAR 2016 --------							
-------- YEAR 2017 --------							
-------- YEAR 2018 --------							
-------- YEAR 2019 --------							
-------- YEAR 2020 --------							
-------- YEAR 2021 --------							
-------- YEAR 2022 --------							
-------- YEAR 2023 --------							
-------- YEAR 2024 --------							
-------- YEAR 2025 --------							
-------- YEAR 2026 --------							
-------- YEAR 2027 --------							
-------- YEAR 2028 --------							
-------- YEAR 2029 --------							
-------- YEAR 2030 --------							
-------- YEAR 2031 --------							
-------- YEAR 2032 --------							
-------- YEAR 2033 --------							
-------- YEAR 2034 --------							
-------- YEAR 2035 --------							
-------- YEAR 2036 --------							
-------- YEAR 2037 --------							
-------- YEAR 2038 --------							
-------- YEAR 2039 --------							
-------- YEAR 2040 --------							

EFFLUENT	4 NOX (B)						
THERMAL UNIT	271	272	273	274	275	276	277
	CLN_Q_HM	CLN_Q_15	CLN_Q_HM	CLN_Q_15	CLN_Q_HM	CLN_Q_15	CVL_3_HM
	1	1	2	2	3	3	3
-------- YEAR 2011 --------							
EMISSIONS DATA AT MAXIMUM	0.00	0.00	0.00	0.00	0.00	0.00	0.00
EMISSIONS DATA AT MINIMUM	1.82	1.82	1.86	1.86	1.84	1.84	4.00
EMISSIONS DATA PROFILE	0	0	0	0	0	0	0
-------- YEAR 2012 --------							
-------- YEAR 2013 --------							
-------- YEAR 2014 --------							
-------- YEAR 2015 --------							
-------- YEAR 2016 --------							
-------- YEAR 2017 --------							
-------- YEAR 2018 --------							

-------- YEAR 2019 --------

-------- YEAR 2020 --------

-------- YEAR 2021 --------

-------- YEAR 2022 --------

-------- YEAR 2023 --------

-------- YEAR 2024 --------

-------- YEAR 2025 --------

-------- YEAR 2026 --------

-------- YEAR 2027 --------

-------- YEAR 2028 --------

-------- YEAR 2029 --------

-------- YEAR 2030 --------

-------- YEAR 2031 --------

-------- YEAR 2032 --------

-------- YEAR 2033 --------

-------- YEAR 2034 --------

-------- YEAR 2035 --------

-------- YEAR 2036 --------

-------- YEAR 2037 --------

-------- YEAR 2038 --------

-------- YEAR 2039 --------

-------- YEAR 2040 --------

EFFLUENT	4 NOX (B)						
THERMAL UNIT	278	279	280	281	282	283	284
	CVL_3_10	GLN_5_HM	GLN_5_15	GLN_6_HM	GLN_6_15	KMR_F_HM	KMR_F_GP
	3	5	5	6	6	1	1
-------- YEAR 2011 --------							
EMISSIONS DATA AT MAXIMUM	0.00	0.00	0.00	0.00	0.00	0.00	0.00
EMISSIONS DATA AT MINIMUM	4.00	4.74	4.74	4.32	4.32	3.91	3.91
EMISSIONS DATA PROFILE	0	0	0	0	0	0	0

-------- YEAR 2012 --------

-------- YEAR 2013 --------

-------- YEAR 2014 --------

-------- YEAR 2015 --------

NOTE: DATA DISPLAYED AFTER 2011 ONLY IF
VALUE CHANGED FROM PREVIOUS YEAR.

AEP EAST
GENERATION AND FUEL MODULE
INPUT SUMMARY REPORT

QUALIFIER = GAF.INPUT.THERMAL UNIT.

EFFLUENT THERMAL UNIT	4 NOX (B) 278 CVL_3_10 3	279 GLN_5_HM 5	280 GLN_5_15 5	281 GLN_6_HM 6	282 GLN_6_15 6	283 KMR_F_HM 1	284 KMR_F_GP 1
-------- YEAR 2016 --------							
-------- YEAR 2017 --------							
-------- YEAR 2018 --------							
-------- YEAR 2019 --------							
-------- YEAR 2020 --------							
-------- YEAR 2021 --------							
-------- YEAR 2022 --------							
-------- YEAR 2023 --------							
-------- YEAR 2024 --------							
-------- YEAR 2025 --------							
-------- YEAR 2026 --------							
-------- YEAR 2027 --------							
-------- YEAR 2028 --------							
-------- YEAR 2029 --------							
-------- YEAR 2030 --------							
-------- YEAR 2031 --------							
-------- YEAR 2032 --------							
-------- YEAR 2033 --------							
-------- YEAR 2034 --------							
-------- YEAR 2035 --------							
-------- YEAR 2036 --------							
-------- YEAR 2037 --------							
-------- YEAR 2038 --------							
-------- YEAR 2039 --------							
-------- YEAR 2040 --------							

EFFLUENT THERMAL UNIT	4 NOX (B) 285 KMR_F_HM 2	286 KMR_F_GP 2	287 KMR_F_HM 3	288 KMR_F_GP 3	289 KWA_1_HM 1	290 KWA_1_15 1	291 KWA_2_HM 2
-------- YEAR 2011 --------							
EMISSIONS DATA AT MAXIMUM	0.00	0.00	0.00	0.00	0.00	0.00	0.00
EMISSIONS DATA AT MINIMUM	3.93	3.93	4.00	4.00	2.45	2.45	2.37
EMISSIONS DATA PROFILE	0	0	0	0	0	0	0
-------- YEAR 2012 --------							
-------- YEAR 2013 --------							
-------- YEAR 2014 --------							
-------- YEAR 2015 --------							
-------- YEAR 2016 --------							
-------- YEAR 2017 --------							
-------- YEAR 2018 --------							
-------- YEAR 2019 --------							
-------- YEAR 2020 --------							
-------- YEAR 2021 --------							
-------- YEAR 2022 --------							
-------- YEAR 2023 --------							
-------- YEAR 2024 --------							
-------- YEAR 2025 --------							
-------- YEAR 2026 --------							
-------- YEAR 2027 --------							
-------- YEAR 2028 --------							

-------- YEAR 2029 --------

-------- YEAR 2030 --------

-------- YEAR 2031 --------

-------- YEAR 2032 --------

-------- YEAR 2033 --------

-------- YEAR 2034 --------

-------- YEAR 2035 --------

-------- YEAR 2036 --------

-------- YEAR 2037 --------

-------- YEAR 2038 --------

-------- YEAR 2039 --------

-------- YEAR 2040 --------

EFFLUENT	4 NOX (B)						
THERMAL UNIT	292	293	294	295	296	297	298
	KWA_2_15	MSKR1_HM	MSKR1_12	MSKR2_HM	MSKR2_12	MSKR3_GP	MR3HM_12
	2	1	1	2	2	3	3
-------- YEAR 2011 --------							
EMISSIONS DATA AT MAXIMUM	0.00	0.00	0.00	0.00	0.00	0.00	0.00
EMISSIONS DATA AT MINIMUM	2.37	3.60	3.60	3.73	3.73	2.70	2.70
EMISSIONS DATA PROFILE	0	0	0	0	0	0	0

-------- YEAR 2012 --------

-------- YEAR 2013 --------

-------- YEAR 2014 --------

-------- YEAR 2015 --------

-------- YEAR 2016 --------

-------- YEAR 2017 --------

-------- YEAR 2018 --------

-------- YEAR 2019 --------

-------- YEAR 2020 --------

-------- YEAR 2021 --------

-------- YEAR 2022 --------

-------- YEAR 2023 --------

-------- YEAR 2024 --------

-------- YEAR 2025 --------

NOTE: DATA DISPLAYED AFTER 2011 ONLY IF
VALUE CHANGED FROM PREVIOUS YEAR.

AEP EAST
GENERATION AND FUEL MODULE
INPUT SUMMARY REPORT

QUALIFIER = GAF.INPUT.THERMAL UNIT.

EFFLUENT THERMAL UNIT	4 NOX (B) 292 KWA_2_15 2	293 MSKR1_HM 1	294 MSKR1_12 1	295 MSKR2_HM 2	296 MSKR2_12 2	297 MSKR3_GP 3	298 MR3HM_12 3
-------- YEAR 2026 --------							
-------- YEAR 2027 --------							
-------- YEAR 2028 --------							
-------- YEAR 2029 --------							
-------- YEAR 2030 --------							
-------- YEAR 2031 --------							
-------- YEAR 2032 --------							
-------- YEAR 2033 --------							
-------- YEAR 2034 --------							
-------- YEAR 2035 --------							
-------- YEAR 2036 --------							
-------- YEAR 2037 --------							
-------- YEAR 2038 --------							
-------- YEAR 2039 --------							
-------- YEAR 2040 --------							

EFFLUENT THERMAL UNIT	4 NOX (B) 299 MSKR4_GP 4	300 M4HM_12 4	301 PICWY_HM 5	302 PICWY_GP 5	303 SP1_F_HM 1	304 SP1_F_15 1	305 SP2_F_HM 2
-------- YEAR 2011 --------							
EMISSIONS DATA AT MAXIMUM	0.00	0.00	0.00	0.00	0.00	0.00	0.00
EMISSIONS DATA AT MINIMUM	2.56	2.56	6.55	6.55	3.77	3.77	3.73
EMISSIONS DATA PROFILE	0	0	0	0	0	0	0
-------- YEAR 2012 --------							
-------- YEAR 2013 --------							
-------- YEAR 2014 --------							
-------- YEAR 2015 --------							
-------- YEAR 2016 --------							
-------- YEAR 2017 --------							
-------- YEAR 2018 --------							
-------- YEAR 2019 --------							
-------- YEAR 2020 --------							
-------- YEAR 2021 --------							
-------- YEAR 2022 --------							
-------- YEAR 2023 --------							
-------- YEAR 2024 --------							
-------- YEAR 2025 --------							
-------- YEAR 2026 --------							
-------- YEAR 2027 --------							
-------- YEAR 2028 --------							
-------- YEAR 2029 --------							
-------- YEAR 2030 --------							
-------- YEAR 2031 --------							
-------- YEAR 2032 --------							
-------- YEAR 2033 --------							
-------- YEAR 2034 --------							
-------- YEAR 2035 --------							
-------- YEAR 2036 --------							
-------- YEAR 2037 --------							
-------- YEAR 2038 --------							

-------- YEAR 2039 --------

-------- YEAR 2040 --------

EFFLUENT	4 NOX (B)						
THERMAL UNIT	306	307	308	309	310	311	312
	SP2_F_15	SP3_Q_HM	SP3_Q_15	SP4_Q_HM	SP4_Q_15	SP5_HM	SP5_15
	2	3	3	4	4	5	5
-------- YEAR 2011 --------							
EMISSIONS DATA AT MAXIMUM	0.00	0.00	0.00	0.00	0.00	0.00	0.00
EMISSIONS DATA AT MINIMUM	3.73	2.77	2.77	2.73	2.73	2.95	2.95
EMISSIONS DATA PROFILE	0	0	0	0	0	0	0

-------- YEAR 2012 --------

-------- YEAR 2013 --------

-------- YEAR 2014 --------

-------- YEAR 2015 --------

-------- YEAR 2016 --------

-------- YEAR 2017 --------

-------- YEAR 2018 --------

-------- YEAR 2019 --------

-------- YEAR 2020 --------

-------- YEAR 2021 --------

-------- YEAR 2022 --------

-------- YEAR 2023 --------

-------- YEAR 2024 --------

-------- YEAR 2025 --------

-------- YEAR 2026 --------

-------- YEAR 2027 --------

-------- YEAR 2028 --------

-------- YEAR 2029 --------

-------- YEAR 2030 --------

-------- YEAR 2031 --------

-------- YEAR 2032 --------

-------- YEAR 2033 --------

-------- YEAR 2034 --------

-------- YEAR 2035 --------

NOTE: DATA DISPLAYED AFTER 2011 ONLY IF
VALUE CHANGED FROM PREVIOUS YEAR.

AEP EAST
GENERATION AND FUEL MODULE
INPUT SUMMARY REPORT

QUALIFIER = GAF.INPUT.THERMAL UNIT.

EFFLUENT	4 NOX (B)						
THERMAL UNIT	306	307	308	309	310	311	312
	SP2_F_15	SP3_Q_HM	SP3_Q_15	SP4_Q_HM	SP4_Q_15	SP5_HM	SP5_15
	2	3	3	4	4	5	5
-------- YEAR 2036 --------							
-------- YEAR 2037 --------							
-------- YEAR 2038 --------							
-------- YEAR 2039 --------							
-------- YEAR 2040 --------							

EFFLUENT	4 NOX (B)						
THERMAL UNIT	313	314	315	316	317	318	319
	TNR_F_HM	TNR_F_15	TNR_F_HM	TNR_F_15	TNR_F_HM	TNR_F_15	PW_GP_15
	1	1	2	2	3	3	5
-------- YEAR 2011 --------							
EMISSIONS DATA AT MAXIMUM	0.00	0.00	0.00	0.00	0.00	0.00	0.00
EMISSIONS DATA AT MINIMUM	3.87	3.87	3.61	3.61	4.05	4.05	6.55
EMISSIONS DATA PROFILE	0	0	0	0	0	0	0
-------- YEAR 2012 --------							
-------- YEAR 2013 --------							
-------- YEAR 2014 --------							
-------- YEAR 2015 --------							
-------- YEAR 2016 --------							
-------- YEAR 2017 --------							
-------- YEAR 2018 --------							
-------- YEAR 2019 --------							
-------- YEAR 2020 --------							
-------- YEAR 2021 --------							
-------- YEAR 2022 --------							
-------- YEAR 2023 --------							
-------- YEAR 2024 --------							
-------- YEAR 2025 --------							
-------- YEAR 2026 --------							
-------- YEAR 2027 --------							
-------- YEAR 2028 --------							
-------- YEAR 2029 --------							
-------- YEAR 2030 --------							
-------- YEAR 2031 --------							
-------- YEAR 2032 --------							
-------- YEAR 2033 --------							
-------- YEAR 2034 --------							
-------- YEAR 2035 --------							
-------- YEAR 2036 --------							
-------- YEAR 2037 --------							
-------- YEAR 2038 --------							
-------- YEAR 2039 --------							
-------- YEAR 2040 --------							

EFFLUENT	4 NOX (B)						
THERMAL UNIT	320	364	500	501	502	503	958
	RHills 1		DUMMY_OP	DUMMY_IM	DUMMY_AP	DUMMY_KP	CC_KPCO
	1	0	0	0	0	0	958
-------- YEAR 2011 --------							
EMISSIONS DATA AT MAXIMUM	0.00	0.00	0.00	0.00	0.00	0.00	0.07
EMISSIONS DATA AT MINIMUM	0.00	1.85	0.00	0.00	0.00	0.00	0.07
EMISSIONS DATA PROFILE	0	0	0	0	0	0	0
-------- YEAR 2012 --------							
-------- YEAR 2013 --------							
EMISSIONS DATA AT MINIMUM	0.00	0.00	0.00	0.00	0.00	0.00	0.07
-------- YEAR 2014 --------							

-------- YEAR 2015 --------

-------- YEAR 2016 --------

-------- YEAR 2017 --------

-------- YEAR 2018 --------

-------- YEAR 2019 --------

-------- YEAR 2020 --------

-------- YEAR 2021 --------

-------- YEAR 2022 --------

-------- YEAR 2023 --------

-------- YEAR 2024 --------

-------- YEAR 2025 --------

-------- YEAR 2026 --------

-------- YEAR 2027 --------

-------- YEAR 2028 --------

-------- YEAR 2029 --------

-------- YEAR 2030 --------

-------- YEAR 2031 --------

-------- YEAR 2032 --------

-------- YEAR 2033 --------

-------- YEAR 2034 --------

-------- YEAR 2035 --------

-------- YEAR 2036 --------

-------- YEAR 2037 --------

-------- YEAR 2038 --------

-------- YEAR 2039 --------

-------- YEAR 2040 --------

EFFLUENT	4 NOX (B)						
THERMAL UNIT	959	960	961	962	963	964	965
	RP2D_KP	RP2D_IM	CSV6_SCR	CSV5_SCR	DUMMY_OP	DUMMY_OP	RP1D_03
	959	960	961	962	963	964	965
-------- YEAR 2011 --------							
EMISSIONS DATA AT MAXIMUM	0.00	0.00	0.00	0.00	0.00	0.00	0.00
EMISSIONS DATA AT MINIMUM	0.40	0.40	0.35	0.36	0.00	0.00	0.40
EMISSIONS DATA PROFILE	67	67	61	60	0	0	66

NOTE: DATA DISPLAYED AFTER 2011 ONLY IF
VALUE CHANGED FROM PREVIOUS YEAR.

AEP EAST
GENERATION AND FUEL MODULE
INPUT SUMMARY REPORT

QUALIFIER = GAF.INPUT.THERMAL UNIT.

EFFLUENT	4 NOX (B)						
THERMAL UNIT	959	960	961	962	963	964	965
	RP2D_KP	RP2D_IM	CSV6_SCR	CSV5_SCR	DUMMY_OP	DUMMY_OP	RP1D_03
	959	960	961	962	963	964	965
-------- YEAR 2012 --------							
-------- YEAR 2013 --------							
-------- YEAR 2014 --------							
-------- YEAR 2015 --------							
-------- YEAR 2016 --------							
-------- YEAR 2017 --------							
-------- YEAR 2018 --------							
-------- YEAR 2019 --------							
-------- YEAR 2020 --------							
-------- YEAR 2021 --------							
-------- YEAR 2022 --------							
-------- YEAR 2023 --------							
-------- YEAR 2024 --------							
-------- YEAR 2025 --------							
-------- YEAR 2026 --------							
-------- YEAR 2027 --------							
-------- YEAR 2028 --------							
-------- YEAR 2029 --------							
-------- YEAR 2030 --------							
-------- YEAR 2031 --------							
-------- YEAR 2032 --------							
-------- YEAR 2033 --------							
-------- YEAR 2034 --------							
-------- YEAR 2035 --------							
-------- YEAR 2036 --------							
-------- YEAR 2037 --------							
-------- YEAR 2038 --------							
-------- YEAR 2039 --------							
-------- YEAR 2040 --------							

EFFLUENT	4 NOX (B)						
THERMAL UNIT	966	967	968	969	970	971	972
	RP1D_KP	BS2 FGD	CR2_NGCC	CR1_NGCC	MR5_NGCC	DUMMY_OP	DUMMY_OP
	966	967	968	969	970	971	972
-------- YEAR 2011 --------							
EMISSIONS DATA AT MAXIMUM	0.00	0.00	0.08	0.08	0.08	0.00	0.00
EMISSIONS DATA AT MINIMUM	0.40	0.45	0.08	0.08	0.08	0.00	0.00
EMISSIONS DATA PROFILE	66	7	0	0	0	0	0
-------- YEAR 2012 --------							
-------- YEAR 2013 --------							
-------- YEAR 2014 --------							
-------- YEAR 2015 --------							
-------- YEAR 2016 --------							
-------- YEAR 2017 --------							
-------- YEAR 2018 --------							
-------- YEAR 2019 --------							
-------- YEAR 2020 --------							
-------- YEAR 2021 --------							
-------- YEAR 2022 --------							
-------- YEAR 2023 --------							
-------- YEAR 2024 --------							

-------- YEAR 2025 --------

-------- YEAR 2026 --------

-------- YEAR 2027 --------

-------- YEAR 2028 --------

-------- YEAR 2029 --------

-------- YEAR 2030 --------

-------- YEAR 2031 --------

-------- YEAR 2032 --------

-------- YEAR 2033 --------

-------- YEAR 2034 --------

-------- YEAR 2035 --------

-------- YEAR 2036 --------

-------- YEAR 2037 --------

-------- YEAR 2038 --------

-------- YEAR 2039 --------

-------- YEAR 2040 --------

EFFLUENT THERMAL UNIT	4 NOX (B) 973 DUMMY_OP 973	974 DUMMY_OP 974	975 DUMMY_OP 975	976 DUMMY_OP 976	977 DUMMY_OP 977	978 DUMMY_OP 978	979 DUMMY_OP 979
-------- YEAR 2011 --------							
EMISSIONS DATA AT MAXIMUM	0.00	0.00	0.00	0.00	0.00	0.00	0.00
EMISSIONS DATA AT MINIMUM	0.00	0.00	0.00	0.00	0.00	0.00	0.00
EMISSIONS DATA PROFILE	0	0	0	0	0	0	0

-------- YEAR 2012 --------

-------- YEAR 2013 --------

-------- YEAR 2014 --------

-------- YEAR 2015 --------

-------- YEAR 2016 --------

-------- YEAR 2017 --------

-------- YEAR 2018 --------

-------- YEAR 2019 --------

-------- YEAR 2020 --------

-------- YEAR 2021 --------

NOTE: DATA DISPLAYED AFTER 2011 ONLY IF
VALUE CHANGED FROM PREVIOUS YEAR.

AEP EAST
GENERATION AND FUEL MODULE
INPUT SUMMARY REPORT

QUALIFIER = GAF.INPUT.THERMAL UNIT.

EFFLUENT THERMAL UNIT	4 NOX (B) 973 DUMMY_OP 973	974 DUMMY_OP 974	975 DUMMY_OP 975	976 DUMMY_OP 976	977 DUMMY_OP 977	978 DUMMY_OP 978	979 DUMMY_OP 979
-------- YEAR 2022 --------							
-------- YEAR 2023 --------							
-------- YEAR 2024 --------							
-------- YEAR 2025 --------							
-------- YEAR 2026 --------							
-------- YEAR 2027 --------							
-------- YEAR 2028 --------							
-------- YEAR 2029 --------							
-------- YEAR 2030 --------							
-------- YEAR 2031 --------							
-------- YEAR 2032 --------							
-------- YEAR 2033 --------							
-------- YEAR 2034 --------							
-------- YEAR 2035 --------							
-------- YEAR 2036 --------							
-------- YEAR 2037 --------							
-------- YEAR 2038 --------							
-------- YEAR 2039 --------							
-------- YEAR 2040 --------							

EFFLUENT THERMAL UNIT	4 NOX (B) 980 DUMMY_OP 980	981 DUMMY_OP 981	982 DUMMY_OP 982	983 DUMMY_OP 983	984 DUMMY_OP 984	985 DUMMY_OP 985	986 DUMMY_OP 986
-------- YEAR 2011 --------							
EMISSIONS DATA AT MAXIMUM	0.00	0.00	0.00	0.00	0.00	0.00	0.00
EMISSIONS DATA AT MINIMUM	0.00	0.00	0.00	0.00	0.00	0.00	0.00
EMISSIONS DATA PROFILE	0	0	0	0	0	0	0
-------- YEAR 2012 --------							
-------- YEAR 2013 --------							
-------- YEAR 2014 --------							
-------- YEAR 2015 --------							
-------- YEAR 2016 --------							
-------- YEAR 2017 --------							
-------- YEAR 2018 --------							
-------- YEAR 2019 --------							
-------- YEAR 2020 --------							
-------- YEAR 2021 --------							
-------- YEAR 2022 --------							
-------- YEAR 2023 --------							
-------- YEAR 2024 --------							
-------- YEAR 2025 --------							
-------- YEAR 2026 --------							
-------- YEAR 2027 --------							
-------- YEAR 2028 --------							
-------- YEAR 2029 --------							
-------- YEAR 2030 --------							
-------- YEAR 2031 --------							
-------- YEAR 2032 --------							
-------- YEAR 2033 --------							
-------- YEAR 2034 --------							

-------- YEAR 2035 --------

-------- YEAR 2036 --------

-------- YEAR 2037 --------

-------- YEAR 2038 --------

-------- YEAR 2039 --------

-------- YEAR 2040 --------

EFFLUENT THERMAL UNIT	4 NOX (B) 987 DUMMY_OP 987	988 DUMMY_OP 988	989 DUMMY_OP 989	990 DUMMY_OP 990	991 DUMMY_OP 991	992 DUMMY_OP 992	993 DUMMY_OP 993
-------- YEAR 2011 --------							
EMISSIONS DATA AT MAXIMUM	0.00	0.00	0.00	0.00	0.00	0.00	0.00
EMISSIONS DATA AT MINIMUM	0.00	0.00	0.00	0.00	0.00	0.00	0.00
EMISSIONS DATA PROFILE	0	0	0	0	0	0	0

-------- YEAR 2012 --------

-------- YEAR 2013 --------

-------- YEAR 2014 --------

-------- YEAR 2015 --------

-------- YEAR 2016 --------

-------- YEAR 2017 --------

-------- YEAR 2018 --------

-------- YEAR 2019 --------

-------- YEAR 2020 --------

-------- YEAR 2021 --------

-------- YEAR 2022 --------

-------- YEAR 2023 --------

-------- YEAR 2024 --------

-------- YEAR 2025 --------

-------- YEAR 2026 --------

-------- YEAR 2027 --------

-------- YEAR 2028 --------

-------- YEAR 2029 --------

-------- YEAR 2030 --------

-------- YEAR 2031 --------

NOTE: DATA DISPLAYED AFTER 2011 ONLY IF
VALUE CHANGED FROM PREVIOUS YEAR.

AEP EAST
GENERATION AND FUEL MODULE
INPUT SUMMARY REPORT

QUALIFIER = GAF.INPUT.THERMAL UNIT.

EFFLUENT	4 NOX (B)						
THERMAL UNIT	987	988	989	990	991	992	993
	DUMMY_OP	DUMMY_OP	DUMMY_OP	DUMMY_OP	DUMMY_OP	DUMMY_OP	DUMMY_OP
	987	988	989	990	991	992	993
-------- YEAR 2032 --------							
-------- YEAR 2033 --------							
-------- YEAR 2034 --------							
-------- YEAR 2035 --------							
-------- YEAR 2036 --------							
-------- YEAR 2037 --------							
-------- YEAR 2038 --------							
-------- YEAR 2039 --------							
-------- YEAR 2040 --------							

EFFLUENT	4 NOX (B)					
THERMAL UNIT	994	995	996	997	998	999
	DUMMY_OP	DUMMY_OP	T4_TRONA	RP2TR_KP	RP2TR_IM	DUMMY_OP
	994	995	996	997	998	999
-------- YEAR 2011 --------						
EMISSIONS DATA AT MAXIMUM	0.00	0.00	0.00	0.00	0.00	0.00
EMISSIONS DATA AT MINIMUM	0.00	0.00	2.70	1.84	1.84	0.00
EMISSIONS DATA PROFILE	0	0	51	46	46	0
-------- YEAR 2012 --------						
-------- YEAR 2013 --------						
-------- YEAR 2014 --------						
-------- YEAR 2015 --------						
-------- YEAR 2016 --------						
-------- YEAR 2017 --------						
-------- YEAR 2018 --------						
-------- YEAR 2019 --------						
-------- YEAR 2020 --------						
-------- YEAR 2021 --------						
-------- YEAR 2022 --------						
-------- YEAR 2023 --------						
-------- YEAR 2024 --------						
-------- YEAR 2025 --------						
-------- YEAR 2026 --------						
-------- YEAR 2027 --------						
-------- YEAR 2028 --------						
-------- YEAR 2029 --------						
-------- YEAR 2030 --------						
-------- YEAR 2031 --------						
-------- YEAR 2032 --------						
-------- YEAR 2033 --------						
-------- YEAR 2034 --------						
-------- YEAR 2035 --------						
-------- YEAR 2036 --------						
-------- YEAR 2037 --------						
-------- YEAR 2038 --------						
-------- YEAR 2039 --------						
-------- YEAR 2040 --------						

EFFLUENT	5 NSR SO2						
THERMAL UNIT	1	2	3	4	5	6	7
	AMOS	AMOS	AMOS_OP	BECKJORD	BIG SAND	BIG SAND	CARD 1+2
	1	2	3	6	1	2	1
-------- YEAR 2011 --------							
EMISSIONS DATA AT MAXIMUM	0.00	0.00	0.00	0.00	1.59	1.59	0.00
EMISSIONS DATA AT MINIMUM	0.00	0.00	0.00	0.00	1.59	1.59	0.00

EMISSIONS DATA PROFILE	0	0	0	0	0	0	0
-------- YEAR 2012 --------							
EMISSIONS DATA AT MAXIMUM	0.00	0.00	0.00	0.00	1.58	1.58	0.00
EMISSIONS DATA AT MINIMUM	0.00	0.00	0.00	0.00	1.58	1.58	0.00
-------- YEAR 2013 --------							
EMISSIONS DATA AT MAXIMUM	0.00	0.00	0.00	0.00	1.61	1.61	0.00
EMISSIONS DATA AT MINIMUM	0.00	0.00	0.00	0.00	1.61	1.61	0.00
-------- YEAR 2014 --------							
EMISSIONS DATA AT MAXIMUM	0.00	0.00	0.00	0.00	1.60	1.60	0.00
EMISSIONS DATA AT MINIMUM	0.00	0.00	0.00	0.00	1.60	1.60	0.00
-------- YEAR 2015 --------							
-------- YEAR 2016 --------							
-------- YEAR 2017 --------							
-------- YEAR 2018 --------							
-------- YEAR 2019 --------							
-------- YEAR 2020 --------							
-------- YEAR 2021 --------							
-------- YEAR 2022 --------							
-------- YEAR 2023 --------							
-------- YEAR 2024 --------							
-------- YEAR 2025 --------							
-------- YEAR 2026 --------							
-------- YEAR 2027 --------							
-------- YEAR 2028 --------							
-------- YEAR 2029 --------							
-------- YEAR 2030 --------							
-------- YEAR 2031 --------							
-------- YEAR 2032 --------							
-------- YEAR 2033 --------							
-------- YEAR 2034 --------							
-------- YEAR 2035 --------							
-------- YEAR 2036 --------							
-------- YEAR 2037 --------							
-------- YEAR 2038 --------							

NOTE: DATA DISPLAYED AFTER 2011 ONLY IF
VALUE CHANGED FROM PREVIOUS YEAR.

AEP EAST
GENERATION AND FUEL MODULE
INPUT SUMMARY REPORT

QUALIFIER = GAF.INPUT.THERMAL UNIT.

EFFLUENT	5 NSR SO2						
THERMAL UNIT	1	2	3	4	5	6	7
	AMOS	AMOS	AMOS_OP	BECKJORD	BIG SAND	BIG SAND	CARD 1+2
	1	2	3	6	1	2	1
-------- YEAR 2039 --------							
-------- YEAR 2040 --------							

EFFLUENT	5 NSR SO2						
THERMAL UNIT	8	9	10	11	12	13	14
	CARD 1+2	CARD 3	CLIFTY	CLIFTY	CLIFTY	CLIFTY	CLIFTY
	2	3	1	2	3	4	5
-------- YEAR 2011 --------							
EMISSIONS DATA AT MAXIMUM	0.00	0.00	0.00	0.00	0.00	0.00	0.00
EMISSIONS DATA AT MINIMUM	0.00	0.00	0.00	0.00	0.00	0.00	0.00
EMISSIONS DATA PROFILE	0	0	0	0	0	0	0
-------- YEAR 2012 --------							
-------- YEAR 2013 --------							
-------- YEAR 2014 --------							
-------- YEAR 2015 --------							
-------- YEAR 2016 --------							
-------- YEAR 2017 --------							
-------- YEAR 2018 --------							
-------- YEAR 2019 --------							
-------- YEAR 2020 --------							
-------- YEAR 2021 --------							
-------- YEAR 2022 --------							
-------- YEAR 2023 --------							
-------- YEAR 2024 --------							
-------- YEAR 2025 --------							
-------- YEAR 2026 --------							
-------- YEAR 2027 --------							
-------- YEAR 2028 --------							
-------- YEAR 2029 --------							
-------- YEAR 2030 --------							
-------- YEAR 2031 --------							
-------- YEAR 2032 --------							
-------- YEAR 2033 --------							
-------- YEAR 2034 --------							
-------- YEAR 2035 --------							
-------- YEAR 2036 --------							
-------- YEAR 2037 --------							
-------- YEAR 2038 --------							
-------- YEAR 2039 --------							
-------- YEAR 2040 --------							

EFFLUENT	5 NSR SO2						
THERMAL UNIT	15	16	17	18	19	20	21
	CLIFTY	CLINCH R	CLINCH R	CLINCH R	ROCKP_KP	ROCKP_KP	CSVL 1-4
	6	1	2	3	1	2	3
-------- YEAR 2011 --------							
EMISSIONS DATA AT MAXIMUM	0.00	0.00	0.00	0.00	0.00	0.00	0.00
EMISSIONS DATA AT MINIMUM	0.00	0.00	0.00	0.00	0.00	0.00	0.00
EMISSIONS DATA PROFILE	0	0	0	0	0	0	0
-------- YEAR 2012 --------							
-------- YEAR 2013 --------							
-------- YEAR 2014 --------							
-------- YEAR 2015 --------							
-------- YEAR 2016 --------							
-------- YEAR 2017 --------							

-------- YEAR 2018 --------

-------- YEAR 2019 --------

-------- YEAR 2020 --------

-------- YEAR 2021 --------

-------- YEAR 2022 --------

-------- YEAR 2023 --------

-------- YEAR 2024 --------

-------- YEAR 2025 --------

-------- YEAR 2026 --------

-------- YEAR 2027 --------

-------- YEAR 2028 --------

-------- YEAR 2029 --------

-------- YEAR 2030 --------

-------- YEAR 2031 --------

-------- YEAR 2032 --------

-------- YEAR 2033 --------

-------- YEAR 2034 --------

-------- YEAR 2035 --------

-------- YEAR 2036 --------

-------- YEAR 2037 --------

-------- YEAR 2038 --------

-------- YEAR 2039 --------

-------- YEAR 2040 --------

EFFLUENT	5 NSR SO2						
THERMAL UNIT	22	23	24	25	26	27	28
	CSVL 1-4	CSVL 5+6	CSVL 5+6	D C COOK	D C COOK	GAVIN	GAVIN
	4	5	6	1	2	1	2
-------- YEAR 2011 --------							
EMISSIONS DATA AT MAXIMUM	0.00	0.00	0.00	0.00	0.00	0.00	0.00
EMISSIONS DATA AT MINIMUM	0.00	0.00	0.00	0.00	0.00	0.00	0.00
EMISSIONS DATA PROFILE	0	0	0	0	0	0	0

-------- YEAR 2012 --------

-------- YEAR 2013 --------

-------- YEAR 2014 --------

NOTE: DATA DISPLAYED AFTER 2011 ONLY IF
VALUE CHANGED FROM PREVIOUS YEAR.

AEP EAST
GENERATION AND FUEL MODULE
INPUT SUMMARY REPORT

QUALIFIER = GAF.INPUT.THERMAL UNIT.

EFFLUENT THERMAL UNIT	5 NSR SO2 22 CSVL 1-4 4	23 CSVL 5+6 5	24 CSVL 5+6 6	25 D C COOK 1	26 D C COOK 2	27 GAVIN 1	28 GAVIN 2
-------- YEAR 2015 --------							
-------- YEAR 2016 --------							
-------- YEAR 2017 --------							
-------- YEAR 2018 --------							
-------- YEAR 2019 --------							
-------- YEAR 2020 --------							
-------- YEAR 2021 --------							
-------- YEAR 2022 --------							
-------- YEAR 2023 --------							
-------- YEAR 2024 --------							
-------- YEAR 2025 --------							
-------- YEAR 2026 --------							
-------- YEAR 2027 --------							
-------- YEAR 2028 --------							
-------- YEAR 2029 --------							
-------- YEAR 2030 --------							
-------- YEAR 2031 --------							
-------- YEAR 2032 --------							
-------- YEAR 2033 --------							
-------- YEAR 2034 --------							
-------- YEAR 2035 --------							
-------- YEAR 2036 --------							
-------- YEAR 2037 --------							
-------- YEAR 2038 --------							
-------- YEAR 2039 --------							
-------- YEAR 2040 --------							

EFFLUENT THERMAL UNIT	5 NSR SO2 29 GLEN LYN 5	30 GLEN LYN 6	33 KAMMER 1	34 KAMMER 2	35 KAMMER 3	36 KANAWHA 1	37 KANAWHA 2
-------- YEAR 2011 --------							
EMISSIONS DATA AT MAXIMUM	0.00	0.00	0.00	0.00	0.00	0.00	0.00
EMISSIONS DATA AT MINIMUM	0.00	0.00	0.00	0.00	0.00	0.00	0.00
EMISSIONS DATA PROFILE	0	0	0	0	0	0	0
-------- YEAR 2012 --------							
-------- YEAR 2013 --------							
-------- YEAR 2014 --------							
-------- YEAR 2015 --------							
-------- YEAR 2016 --------							
-------- YEAR 2017 --------							
-------- YEAR 2018 --------							
-------- YEAR 2019 --------							
-------- YEAR 2020 --------							
-------- YEAR 2021 --------							
-------- YEAR 2022 --------							
-------- YEAR 2023 --------							
-------- YEAR 2024 --------							
-------- YEAR 2025 --------							
-------- YEAR 2026 --------							
-------- YEAR 2027 --------							

-------- YEAR 2028 --------

-------- YEAR 2029 --------

-------- YEAR 2030 --------

-------- YEAR 2031 --------

-------- YEAR 2032 --------

-------- YEAR 2033 --------

-------- YEAR 2034 --------

-------- YEAR 2035 --------

-------- YEAR 2036 --------

-------- YEAR 2037 --------

-------- YEAR 2038 --------

-------- YEAR 2039 --------

-------- YEAR 2040 --------

EFFLUENT	5 NSR SO2						
THERMAL UNIT	38	39	40	41	42	43	44
	KYGER	KYGER	KYGER	KYGER	KYGER	MITCHELL	MITCHELL
	1	2	3	4	5	1	2
-------- YEAR 2011 --------							
EMISSIONS DATA AT MAXIMUM	0.00	0.00	0.00	0.00	0.00	0.00	0.00
EMISSIONS DATA AT MINIMUM	0.00	0.00	0.00	0.00	0.00	0.00	0.00
EMISSIONS DATA PROFILE	0	0	0	0	0	0	0

-------- YEAR 2012 --------

-------- YEAR 2013 --------

-------- YEAR 2014 --------

-------- YEAR 2015 --------

-------- YEAR 2016 --------

-------- YEAR 2017 --------

-------- YEAR 2018 --------

-------- YEAR 2019 --------

-------- YEAR 2020 --------

-------- YEAR 2021 --------

-------- YEAR 2022 --------

-------- YEAR 2023 --------

-------- YEAR 2024 --------

NOTE: DATA DISPLAYED AFTER 2011 ONLY IF
VALUE CHANGED FROM PREVIOUS YEAR.

AEP EAST
GENERATION AND FUEL MODULE
INPUT SUMMARY REPORT

QUALIFIER = GAF.INPUT.THERMAL UNIT.

EFFLUENT	5 NSR SO2						
THERMAL UNIT	38	39	40	41	42	43	44
	KYGER	KYGER	KYGER	KYGER	KYGER	MITCHELL	MITCHELL
	1	2	3	4	5	1	2
-------- YEAR 2025 --------							
-------- YEAR 2026 --------							
-------- YEAR 2027 --------							
-------- YEAR 2028 --------							
-------- YEAR 2029 --------							
-------- YEAR 2030 --------							
-------- YEAR 2031 --------							
-------- YEAR 2032 --------							
-------- YEAR 2033 --------							
-------- YEAR 2034 --------							
-------- YEAR 2035 --------							
-------- YEAR 2036 --------							
-------- YEAR 2037 --------							
-------- YEAR 2038 --------							
-------- YEAR 2039 --------							
-------- YEAR 2040 --------							

EFFLUENT	5 NSR SO2						
THERMAL UNIT	45	46	47	48	49	50	51
	MOUNT_ER	MUSK RVR	MUSK RVR	MUSK RVR	MUSK RVR	MUSK RVR	P SPORN
	1	1	2	3	4	5	1
-------- YEAR 2011 --------							
EMISSIONS DATA AT MAXIMUM	0.00	0.00	0.00	0.00	0.00	0.00	0.00
EMISSIONS DATA AT MINIMUM	0.00	0.00	0.00	0.00	0.00	0.00	0.00
EMISSIONS DATA PROFILE	0	0	0	0	0	0	0
-------- YEAR 2012 --------							
-------- YEAR 2013 --------							
-------- YEAR 2014 --------							
-------- YEAR 2015 --------							
-------- YEAR 2016 --------							
-------- YEAR 2017 --------							
-------- YEAR 2018 --------							
-------- YEAR 2019 --------							
-------- YEAR 2020 --------							
-------- YEAR 2021 --------							
-------- YEAR 2022 --------							
-------- YEAR 2023 --------							
-------- YEAR 2024 --------							
-------- YEAR 2025 --------							
-------- YEAR 2026 --------							
-------- YEAR 2027 --------							
-------- YEAR 2028 --------							
-------- YEAR 2029 --------							
-------- YEAR 2030 --------							
-------- YEAR 2031 --------							
-------- YEAR 2032 --------							
-------- YEAR 2033 --------							
-------- YEAR 2034 --------							
-------- YEAR 2035 --------							
-------- YEAR 2036 --------							
-------- YEAR 2037 --------							

-------- YEAR 2038 --------

-------- YEAR 2039 --------

-------- YEAR 2040 --------

EFFLUENT THERMAL UNIT	5 NSR SO2 52 P SPORN 2	53 P SPORN 3	54 P SPORN 4	55 P SPORN 5	56 PICWAY 5	57 RPRET_IM 1	58 RPRUN_IM 1
-------- YEAR 2011 --------							
EMISSIONS DATA AT MAXIMUM	0.00	0.00	0.00	0.00	0.00	0.00	0.00
EMISSIONS DATA AT MINIMUM	0.00	0.00	0.00	0.00	0.00	0.00	0.00
EMISSIONS DATA PROFILE	0	0	0	0	0	0	0

-------- YEAR 2012 --------

-------- YEAR 2013 --------

-------- YEAR 2014 --------

-------- YEAR 2015 --------

-------- YEAR 2016 --------

-------- YEAR 2017 --------

-------- YEAR 2018 --------

-------- YEAR 2019 --------

-------- YEAR 2020 --------

-------- YEAR 2021 --------

-------- YEAR 2022 --------

-------- YEAR 2023 --------

-------- YEAR 2024 --------

-------- YEAR 2025 --------

-------- YEAR 2026 --------

-------- YEAR 2027 --------

-------- YEAR 2028 --------

-------- YEAR 2029 --------

-------- YEAR 2030 --------

-------- YEAR 2031 --------

-------- YEAR 2032 --------

-------- YEAR 2033 --------

-------- YEAR 2034 --------

NOTE: DATA DISPLAYED AFTER 2011 ONLY IF
VALUE CHANGED FROM PREVIOUS YEAR.

AEP EAST
GENERATION AND FUEL MODULE
INPUT SUMMARY REPORT

QUALIFIER = GAF.INPUT.THERMAL UNIT.

EFFLUENT	5 NSR SO2						
THERMAL UNIT	52	53	54	55	56	57	58
	P SPORN	P SPORN	P SPORN	P SPORN	PICWAY	RPRET_IM	RPRUN_IM
	2	3	4	5	5	1	1
-------- YEAR 2035 --------							
-------- YEAR 2036 --------							
-------- YEAR 2037 --------							
-------- YEAR 2038 --------							
-------- YEAR 2039 --------							
-------- YEAR 2040 --------							

EFFLUENT	5 NSR SO2						
THERMAL UNIT	59	61	62	63	64	65	66
	ROCKP_IM	STUART	STUART	STUART	STUART	AMOS_AP	TANN 1-3
	2	1	2	3	4	3	1
-------- YEAR 2011 --------							
EMISSIONS DATA AT MAXIMUM	0.00	0.00	0.00	0.00	0.00	0.00	0.00
EMISSIONS DATA AT MINIMUM	0.00	0.00	0.00	0.00	0.00	0.00	0.00
EMISSIONS DATA PROFILE	0	0	0	0	0	0	0
-------- YEAR 2012 --------							
-------- YEAR 2013 --------							
-------- YEAR 2014 --------							
-------- YEAR 2015 --------							
-------- YEAR 2016 --------							
-------- YEAR 2017 --------							
-------- YEAR 2018 --------							
-------- YEAR 2019 --------							
-------- YEAR 2020 --------							
-------- YEAR 2021 --------							
-------- YEAR 2022 --------							
-------- YEAR 2023 --------							
-------- YEAR 2024 --------							
-------- YEAR 2025 --------							
-------- YEAR 2026 --------							
-------- YEAR 2027 --------							
-------- YEAR 2028 --------							
-------- YEAR 2029 --------							
-------- YEAR 2030 --------							
-------- YEAR 2031 --------							
-------- YEAR 2032 --------							
-------- YEAR 2033 --------							
-------- YEAR 2034 --------							
-------- YEAR 2035 --------							
-------- YEAR 2036 --------							
-------- YEAR 2037 --------							
-------- YEAR 2038 --------							
-------- YEAR 2039 --------							
-------- YEAR 2040 --------							

EFFLUENT	5 NSR SO2						
THERMAL UNIT	67	68	69	70	71	72	73
	TANN 1-3	TANN 1-3	TANN 4	ZIMMER	ROBTMONE	ROBTMONE	ROBTMONE
	2	3	4	1	1	2	3
-------- YEAR 2011 --------							
EMISSIONS DATA AT MAXIMUM	0.00	0.00	0.00	0.00	0.00	0.00	0.00
EMISSIONS DATA AT MINIMUM	0.00	0.00	0.00	0.00	0.00	0.00	0.00
EMISSIONS DATA PROFILE	0	0	0	0	0	0	0
-------- YEAR 2012 --------							
-------- YEAR 2013 --------							

-------- YEAR 2014 --------

-------- YEAR 2015 --------

-------- YEAR 2016 --------

-------- YEAR 2017 --------

-------- YEAR 2018 --------

-------- YEAR 2019 --------

-------- YEAR 2020 --------

-------- YEAR 2021 --------

-------- YEAR 2022 --------

-------- YEAR 2023 --------

-------- YEAR 2024 --------

-------- YEAR 2025 --------

-------- YEAR 2026 --------

-------- YEAR 2027 --------

-------- YEAR 2028 --------

-------- YEAR 2029 --------

-------- YEAR 2030 --------

-------- YEAR 2031 --------

-------- YEAR 2032 --------

-------- YEAR 2033 --------

-------- YEAR 2034 --------

-------- YEAR 2035 --------

-------- YEAR 2036 --------

-------- YEAR 2037 --------

-------- YEAR 2038 --------

-------- YEAR 2039 --------

-------- YEAR 2040 --------

EFFLUENT	5 NSR SO2						
THERMAL UNIT	75	76	77	78	79	80	81
	CEREDO 1	CEREDO 2	CEREDO 3	CEREDO 4	CEREDO 5	CEREDO 6	DARBY 1
-------- YEAR 2011 --------							
EMISSIONS DATA AT MAXIMUM	0.00	0.00	0.00	0.00	0.00	0.00	0.00
EMISSIONS DATA AT MINIMUM	0.00	0.00	0.00	0.00	0.00	0.00	0.00

NOTE: DATA DISPLAYED AFTER 2011 ONLY IF
VALUE CHANGED FROM PREVIOUS YEAR.

AEP EAST
GENERATION AND FUEL MODULE
INPUT SUMMARY REPORT

QUALIFIER = GAF.INPUT.THERMAL UNIT.

EFFLUENT	5 NSR SO2						
THERMAL UNIT	75	76	77	78	79	80	81
	CEREDO 1	CEREDO 2	CEREDO 3	CEREDO 4	CEREDO 5	CEREDO 6	DARBY 1
-------- YEAR 2011 --------							
EMISSIONS DATA PROFILE	0	0	0	0	0	0	0
-------- YEAR 2012 --------							
-------- YEAR 2013 --------							
-------- YEAR 2014 --------							
-------- YEAR 2015 --------							
-------- YEAR 2016 --------							
-------- YEAR 2017 --------							
-------- YEAR 2018 --------							
-------- YEAR 2019 --------							
-------- YEAR 2020 --------							
-------- YEAR 2021 --------							
-------- YEAR 2022 --------							
-------- YEAR 2023 --------							
-------- YEAR 2024 --------							
-------- YEAR 2025 --------							
-------- YEAR 2026 --------							
-------- YEAR 2027 --------							
-------- YEAR 2028 --------							
-------- YEAR 2029 --------							
-------- YEAR 2030 --------							
-------- YEAR 2031 --------							
-------- YEAR 2032 --------							
-------- YEAR 2033 --------							
-------- YEAR 2034 --------							
-------- YEAR 2035 --------							
-------- YEAR 2036 --------							
-------- YEAR 2037 --------							
-------- YEAR 2038 --------							
-------- YEAR 2039 --------							
-------- YEAR 2040 --------							

EFFLUENT	5 NSR SO2						
THERMAL UNIT	82	83	84	85	86	87	88
	DARBY 2	DARBY 3	DARBY 4	DARBY 5	DARBY 6	LWBG WIN 1	LWBG WIN 2
-------- YEAR 2011 --------							
EMISSIONS DATA AT MAXIMUM	0.00	0.00	0.00	0.00	0.00	0.00	0.00
EMISSIONS DATA AT MINIMUM	0.00	0.00	0.00	0.00	0.00	0.00	0.00
EMISSIONS DATA PROFILE	0	0	0	0	0	0	0
-------- YEAR 2012 --------							
-------- YEAR 2013 --------							
-------- YEAR 2014 --------							
-------- YEAR 2015 --------							
-------- YEAR 2016 --------							
-------- YEAR 2017 --------							
-------- YEAR 2018 --------							
-------- YEAR 2019 --------							
-------- YEAR 2020 --------							
-------- YEAR 2021 --------							
-------- YEAR 2022 --------							
-------- YEAR 2023 --------							

-------- YEAR 2024 --------

-------- YEAR 2025 --------

-------- YEAR 2026 --------

-------- YEAR 2027 --------

-------- YEAR 2028 --------

-------- YEAR 2029 --------

-------- YEAR 2030 --------

-------- YEAR 2031 --------

-------- YEAR 2032 --------

-------- YEAR 2033 --------

-------- YEAR 2034 --------

-------- YEAR 2035 --------

-------- YEAR 2036 --------

-------- YEAR 2037 --------

-------- YEAR 2038 --------

-------- YEAR 2039 --------

-------- YEAR 2040 --------

EFFLUENT	5 NSR SO2						
THERMAL UNIT	89	90	91	92	93	94	101
	LWBG SMR	LWBG SMR	WATR CC	WATR2	DRESDEN	DRESD2	NUCLEAR
	1	2	1	1	1	1	1
-------- YEAR 2011 --------							
EMISSIONS DATA AT MAXIMUM	0.00	0.00	0.00	0.00	0.00	0.00	0.00
EMISSIONS DATA AT MINIMUM	0.00	0.00	0.00	0.00	0.00	0.00	0.00
EMISSIONS DATA PROFILE	0	0	0	0	0	0	0

-------- YEAR 2012 --------

-------- YEAR 2013 --------

-------- YEAR 2014 --------

-------- YEAR 2015 --------

-------- YEAR 2016 --------

-------- YEAR 2017 --------

-------- YEAR 2018 --------

-------- YEAR 2019 --------

-------- YEAR 2020 --------

NOTE: DATA DISPLAYED AFTER 2011 ONLY IF
VALUE CHANGED FROM PREVIOUS YEAR.

AEP EAST
GENERATION AND FUEL MODULE
INPUT SUMMARY REPORT

QUALIFIER = GAF.INPUT.THERMAL UNIT.

EFFLUENT	5 NSR SO2						
THERMAL UNIT	89	90	91	92	93	94	101
	LWBG SMR	LWBG SMR	WATR CC	WATR2	DRESDEN	DRESD2	NUCLEAR
	1	2	1	1	1	1	1
-------- YEAR 2021 --------							
-------- YEAR 2022 --------							
-------- YEAR 2023 --------							
-------- YEAR 2024 --------							
-------- YEAR 2025 --------							
-------- YEAR 2026 --------							
-------- YEAR 2027 --------							
-------- YEAR 2028 --------							
-------- YEAR 2029 --------							
-------- YEAR 2030 --------							
-------- YEAR 2031 --------							
-------- YEAR 2032 --------							
-------- YEAR 2033 --------							
-------- YEAR 2034 --------							
-------- YEAR 2035 --------							
-------- YEAR 2036 --------							
-------- YEAR 2037 --------							
-------- YEAR 2038 --------							
-------- YEAR 2039 --------							
-------- YEAR 2040 --------							

EFFLUENT	5 NSR SO2						
THERMAL UNIT	102	103	104	105	106	107	108
	UPC_NCCS	PC_UL_SU	UPC_RCCS	IGC_NCCS	IGCC GE	IGC_RCCS	CC 2X1FB
	1	1	1	1	1	1	1
-------- YEAR 2011 --------							
EMISSIONS DATA AT MAXIMUM	0.00	0.00	0.00	0.00	0.00	0.00	0.00
EMISSIONS DATA AT MINIMUM	0.00	0.00	0.00	0.00	0.00	0.00	0.00
EMISSIONS DATA PROFILE	0	0	0	0	0	0	0
-------- YEAR 2012 --------							
-------- YEAR 2013 --------							
-------- YEAR 2014 --------							
-------- YEAR 2015 --------							
-------- YEAR 2016 --------							
-------- YEAR 2017 --------							
-------- YEAR 2018 --------							
-------- YEAR 2019 --------							
-------- YEAR 2020 --------							
-------- YEAR 2021 --------							
-------- YEAR 2022 --------							
-------- YEAR 2023 --------							
-------- YEAR 2024 --------							
-------- YEAR 2025 --------							
-------- YEAR 2026 --------							
-------- YEAR 2027 --------							
-------- YEAR 2028 --------							
-------- YEAR 2029 --------							
-------- YEAR 2030 --------							
-------- YEAR 2031 --------							
-------- YEAR 2032 --------							
-------- YEAR 2033 --------							

-------- YEAR 2034 --------

-------- YEAR 2035 --------

-------- YEAR 2036 --------

-------- YEAR 2037 --------

-------- YEAR 2038 --------

-------- YEAR 2039 --------

-------- YEAR 2040 --------

EFFLUENT	5 NSR SO2						
THERMAL UNIT	109	110	111	114	115	124	125
	CC 2x1FA	CC 1x17H	BS2_CC	CT GE7FA	CT_GE7EA	BS2_FGD	BS1_FGD
	1	1	1	1	1	2	1
-------- YEAR 2011 --------							
EMISSIONS DATA AT MAXIMUM	0.00	0.00	0.00	0.00	0.00	0.00	0.00
EMISSIONS DATA AT MINIMUM	0.00	0.00	0.00	0.00	0.00	0.00	0.00
EMISSIONS DATA PROFILE	0	0	0	0	0	0	0

-------- YEAR 2012 --------

-------- YEAR 2013 --------

-------- YEAR 2014 --------

-------- YEAR 2015 --------

-------- YEAR 2016 --------

-------- YEAR 2017 --------

-------- YEAR 2018 --------

-------- YEAR 2019 --------

-------- YEAR 2020 --------

-------- YEAR 2021 --------

-------- YEAR 2022 --------

-------- YEAR 2023 --------

-------- YEAR 2024 --------

-------- YEAR 2025 --------

-------- YEAR 2026 --------

-------- YEAR 2027 --------

-------- YEAR 2028 --------

-------- YEAR 2029 --------

-------- YEAR 2030 --------

NOTE: DATA DISPLAYED AFTER 2011 ONLY IF
VALUE CHANGED FROM PREVIOUS YEAR.

AEP EAST
GENERATION AND FUEL MODULE
INPUT SUMMARY REPORT

QUALIFIER = GAF.INPUT.THERMAL UNIT.

EFFLUENT	5 NSR SO2						
THERMAL UNIT	109	110	111	114	115	124	125
	CC 2x1FA	CC 1x17H	BS2_CC	CT GE7FA	CT_GE7EA	BS2_FGD	BS1_FGD
	1	1	1	1	1	2	1
-------- YEAR 2031 --------							
-------- YEAR 2032 --------							
-------- YEAR 2033 --------							
-------- YEAR 2034 --------							
-------- YEAR 2035 --------							
-------- YEAR 2036 --------							
-------- YEAR 2037 --------							
-------- YEAR 2038 --------							
-------- YEAR 2039 --------							
-------- YEAR 2040 --------							

EFFLUENT	5 NSR SO2						
THERMAL UNIT	126	127	129	130	131	132	133
	CSV5_SCR	CSV6_SCR	CR1_NGCC	CR2_NGCC	MR5_NGCC	MR5_FGD	RP1D_IM
	5	6	1	2	5	5	1
-------- YEAR 2011 --------							
EMISSIONS DATA AT MAXIMUM	0.00	0.00	0.00	0.00	0.00	0.00	0.00
EMISSIONS DATA AT MINIMUM	0.00	0.00	0.00	0.00	0.00	0.00	0.00
EMISSIONS DATA PROFILE	0	0	0	0	0	0	0
-------- YEAR 2012 --------							
-------- YEAR 2013 --------							
-------- YEAR 2014 --------							
-------- YEAR 2015 --------							
-------- YEAR 2016 --------							
-------- YEAR 2017 --------							
-------- YEAR 2018 --------							
-------- YEAR 2019 --------							
-------- YEAR 2020 --------							
-------- YEAR 2021 --------							
-------- YEAR 2022 --------							
-------- YEAR 2023 --------							
-------- YEAR 2024 --------							
-------- YEAR 2025 --------							
-------- YEAR 2026 --------							
-------- YEAR 2027 --------							
-------- YEAR 2028 --------							
-------- YEAR 2029 --------							
-------- YEAR 2030 --------							
-------- YEAR 2031 --------							
-------- YEAR 2032 --------							
-------- YEAR 2033 --------							
-------- YEAR 2034 --------							
-------- YEAR 2035 --------							
-------- YEAR 2036 --------							
-------- YEAR 2037 --------							
-------- YEAR 2038 --------							
-------- YEAR 2039 --------							
-------- YEAR 2040 --------							

EFFLUENT	5 NSR SO2						
THERMAL UNIT	134	135	136	137	144	145	146
	RP2D_IM	TAN4_FGD	RP1D_KP	RP2D_KP	TC4_ESP	A390% AP	A390%OP
	2	4	1	2	4	3	3
-------- YEAR 2011 --------							

EMISSIONS DATA AT MAXIMUM	0.00	0.00	0.00	0.00	0.00	0.00	0.00
EMISSIONS DATA AT MINIMUM	0.00	0.00	0.00	0.00	0.00	0.00	0.00
EMISSIONS DATA PROFILE	0	0	0	0	0	0	0

-------- YEAR 2012 --------

-------- YEAR 2013 --------

-------- YEAR 2014 --------

-------- YEAR 2015 --------

-------- YEAR 2016 --------

-------- YEAR 2017 --------

-------- YEAR 2018 --------

-------- YEAR 2019 --------

-------- YEAR 2020 --------

-------- YEAR 2021 --------

-------- YEAR 2022 --------

-------- YEAR 2023 --------

-------- YEAR 2024 --------

-------- YEAR 2025 --------

-------- YEAR 2026 --------

-------- YEAR 2027 --------

-------- YEAR 2028 --------

-------- YEAR 2029 --------

-------- YEAR 2030 --------

-------- YEAR 2031 --------

-------- YEAR 2032 --------

-------- YEAR 2033 --------

-------- YEAR 2034 --------

-------- YEAR 2035 --------

-------- YEAR 2036 --------

-------- YEAR 2037 --------

-------- YEAR 2038 --------

-------- YEAR 2039 --------

-------- YEAR 2040 --------

NOTE: DATA DISPLAYED AFTER 2011 ONLY IF
VALUE CHANGED FROM PREVIOUS YEAR.

AEP EAST
GENERATION AND FUEL MODULE
INPUT SUMMARY REPORT

QUALIFIER = GAF.INPUT.THERMAL UNIT.

EFFLUENT	5 NSR SO2						
THERMAL UNIT	147	148	149	150	151	153	154
	MTN_90%	RPT1_90%	RPT2_90%	GV1_90%	GV2_90%	MTN_18%	CC_FA_KP
	1	1	2	1	2	1	1
-------- YEAR 2011 --------							
EMISSIONS DATA AT MAXIMUM	0.00	0.00	0.00	0.00	0.00	0.00	0.00
EMISSIONS DATA AT MINIMUM	0.00	0.00	0.00	0.00	0.00	0.00	0.00
EMISSIONS DATA PROFILE	0	0	0	0	0	0	0
-------- YEAR 2012 --------							
-------- YEAR 2013 --------							
-------- YEAR 2014 --------							
-------- YEAR 2015 --------							
-------- YEAR 2016 --------							
-------- YEAR 2017 --------							
-------- YEAR 2018 --------							
-------- YEAR 2019 --------							
-------- YEAR 2020 --------							
-------- YEAR 2021 --------							
-------- YEAR 2022 --------							
-------- YEAR 2023 --------							
-------- YEAR 2024 --------							
-------- YEAR 2025 --------							
-------- YEAR 2026 --------							
-------- YEAR 2027 --------							
-------- YEAR 2028 --------							
-------- YEAR 2029 --------							
-------- YEAR 2030 --------							
-------- YEAR 2031 --------							
-------- YEAR 2032 --------							
-------- YEAR 2033 --------							
-------- YEAR 2034 --------							
-------- YEAR 2035 --------							
-------- YEAR 2036 --------							
-------- YEAR 2037 --------							
-------- YEAR 2038 --------							
-------- YEAR 2039 --------							
-------- YEAR 2040 --------							

EFFLUENT	5 NSR SO2						
THERMAL UNIT	155	156	157	158	159	160	161
	CT_OHIO	CC_OH	CT_I&M	CC_I&M	CT_APCO	CC_APCO	CT_KPCO
	1	1	1	1	1	1	1
-------- YEAR 2011 --------							
EMISSIONS DATA AT MAXIMUM	0.00	0.00	0.00	0.00	0.00	0.00	0.00
EMISSIONS DATA AT MINIMUM	0.00	0.00	0.00	0.00	0.00	0.00	0.00
EMISSIONS DATA PROFILE	0	0	0	0	0	0	0
-------- YEAR 2012 --------							
-------- YEAR 2013 --------							
-------- YEAR 2014 --------							
-------- YEAR 2015 --------							
-------- YEAR 2016 --------							
-------- YEAR 2017 --------							
-------- YEAR 2018 --------							
-------- YEAR 2019 --------							
-------- YEAR 2020 --------							
-------- YEAR 2021 --------							
-------- YEAR 2022 --------							

-------- YEAR 2023 --------

-------- YEAR 2024 --------

-------- YEAR 2025 --------

-------- YEAR 2026 --------

-------- YEAR 2027 --------

-------- YEAR 2028 --------

-------- YEAR 2029 --------

-------- YEAR 2030 --------

-------- YEAR 2031 --------

-------- YEAR 2032 --------

-------- YEAR 2033 --------

-------- YEAR 2034 --------

-------- YEAR 2035 --------

-------- YEAR 2036 --------

-------- YEAR 2037 --------

-------- YEAR 2038 --------

-------- YEAR 2039 --------

-------- YEAR 2040 --------

EFFLUENT	5 NSR SO2						
THERMAL UNIT	162	163	164	165	166	168	169
	CC_KPCO	BS2 FGD	BS2 FGD	BS2 FGD	BS2 FGD	IGCC AP	PC_UL_AP
	1	1	5	22	23	1	1
-------- YEAR 2011 --------							
EMISSIONS DATA AT MAXIMUM	0.00	0.00	0.00	0.00	0.08	0.00	0.00
EMISSIONS DATA AT MINIMUM	0.00	0.00	0.00	0.00	0.08	0.00	0.00
EMISSIONS DATA PROFILE	0	0	0	0	0	0	0

-------- YEAR 2012 --------

-------- YEAR 2013 --------

-------- YEAR 2014 --------

-------- YEAR 2015 --------

-------- YEAR 2016 --------

-------- YEAR 2017 --------

-------- YEAR 2018 --------

-------- YEAR 2019 --------

NOTE: DATA DISPLAYED AFTER 2011 ONLY IF
VALUE CHANGED FROM PREVIOUS YEAR.

AEP EAST
GENERATION AND FUEL MODULE
INPUT SUMMARY REPORT

QUALIFIER = GAF.INPUT.THERMAL UNIT.

EFFLUENT	5 NSR SO2						
THERMAL UNIT	162	163	164	165	166	168	169
	CC_KPCO	BS2 FGD	BS2 FGD	BS2 FGD	BS2 FGD	IGCC AP	PC_UL_AP
	1	1	5	22	23	1	1
-------- YEAR 2020 --------							
-------- YEAR 2021 --------							
-------- YEAR 2022 --------							
-------- YEAR 2023 --------							
-------- YEAR 2024 --------							
-------- YEAR 2025 --------							
-------- YEAR 2026 --------							
-------- YEAR 2027 --------							
-------- YEAR 2028 --------							
-------- YEAR 2029 --------							
-------- YEAR 2030 --------							
-------- YEAR 2031 --------							
-------- YEAR 2032 --------							
-------- YEAR 2033 --------							
-------- YEAR 2034 --------							
-------- YEAR 2035 --------							
-------- YEAR 2036 --------							
-------- YEAR 2037 --------							
-------- YEAR 2038 --------							
-------- YEAR 2039 --------							
-------- YEAR 2040 --------							

EFFLUENT	5 NSR SO2						
THERMAL UNIT	170	171	172	173	174	175	176
	Nuke_AP	IGCC IM	PC_UL_IM	NUKE_IM	IGCC KP	PC_UL_KP	NUKE_KP
	1	1	1	1	1	1	1
-------- YEAR 2011 --------							
EMISSIONS DATA AT MAXIMUM	0.00	0.00	0.00	0.00	0.00	0.00	0.00
EMISSIONS DATA AT MINIMUM	0.00	0.00	0.00	0.00	0.00	0.00	0.00
EMISSIONS DATA PROFILE	0	0	0	0	0	0	0
-------- YEAR 2012 --------							
-------- YEAR 2013 --------							
-------- YEAR 2014 --------							
-------- YEAR 2015 --------							
-------- YEAR 2016 --------							
-------- YEAR 2017 --------							
-------- YEAR 2018 --------							
-------- YEAR 2019 --------							
-------- YEAR 2020 --------							
-------- YEAR 2021 --------							
-------- YEAR 2022 --------							
-------- YEAR 2023 --------							
-------- YEAR 2024 --------							
-------- YEAR 2025 --------							
-------- YEAR 2026 --------							
-------- YEAR 2027 --------							
-------- YEAR 2028 --------							
-------- YEAR 2029 --------							
-------- YEAR 2030 --------							
-------- YEAR 2031 --------							
-------- YEAR 2032 --------							

-------- YEAR 2033 --------

-------- YEAR 2034 --------

-------- YEAR 2035 --------

-------- YEAR 2036 --------

-------- YEAR 2037 --------

-------- YEAR 2038 --------

-------- YEAR 2039 --------

-------- YEAR 2040 --------

EFFLUENT	5 NSR SO2						
THERMAL UNIT	177	178	179	181	182	183	184
	IGCC OH	PC_UL_OH	NUKE OH	RP1D_03	RP1D_04	RP1D_08	RP1D_20
	1	1	1	1	1	1	1
-------- YEAR 2011 --------							
EMISSIONS DATA AT MAXIMUM	0.00	0.00	0.00	0.00	0.00	0.00	0.00
EMISSIONS DATA AT MINIMUM	0.00	0.00	0.00	0.00	0.00	0.00	0.00
EMISSIONS DATA PROFILE	0	0	0	0	0	0	0

-------- YEAR 2012 --------

-------- YEAR 2013 --------

-------- YEAR 2014 --------

-------- YEAR 2015 --------

-------- YEAR 2016 --------

-------- YEAR 2017 --------

-------- YEAR 2018 --------

-------- YEAR 2019 --------

-------- YEAR 2020 --------

-------- YEAR 2021 --------

-------- YEAR 2022 --------

-------- YEAR 2023 --------

-------- YEAR 2024 --------

-------- YEAR 2025 --------

-------- YEAR 2026 --------

-------- YEAR 2027 --------

-------- YEAR 2028 --------

-------- YEAR 2029 --------

NOTE: DATA DISPLAYED AFTER 2011 ONLY IF
VALUE CHANGED FROM PREVIOUS YEAR.

AEP EAST
GENERATION AND FUEL MODULE
INPUT SUMMARY REPORT

QUALIFIER = GAF.INPUT.THERMAL UNIT.

EFFLUENT	5 NSR SO2						
THERMAL UNIT	177	178	179	181	182	183	184
	IGCC OH	PC_UL_OH	NUKE OH	RP1D_03	RP1D_04	RP1D_08	RP1D_20
	1	1	1	1	1	1	1
-------- YEAR 2030 --------							
-------- YEAR 2031 --------							
-------- YEAR 2032 --------							
-------- YEAR 2033 --------							
-------- YEAR 2034 --------							
-------- YEAR 2035 --------							
-------- YEAR 2036 --------							
-------- YEAR 2037 --------							
-------- YEAR 2038 --------							
-------- YEAR 2039 --------							
-------- YEAR 2040 --------							

EFFLUENT	5 NSR SO2						
THERMAL UNIT	186	187	188	189	190	191	201
	RP1TR_IM	RP2TR_IM	RP1TR_KP	RP2TR_KP	T4_TRONA	T4_TRCCR	
	1	2	1	2	4	4	0
-------- YEAR 2011 --------							
EMISSIONS DATA AT MAXIMUM	0.00	0.00	0.00	0.00	0.00	0.00	0.00
EMISSIONS DATA AT MINIMUM	0.00	0.00	0.00	0.00	0.00	0.00	0.00
EMISSIONS DATA PROFILE	0	0	0	0	0	0	0
-------- YEAR 2012 --------							
-------- YEAR 2013 --------							
-------- YEAR 2014 --------							
-------- YEAR 2015 --------							
-------- YEAR 2016 --------							
-------- YEAR 2017 --------							
-------- YEAR 2018 --------							
-------- YEAR 2019 --------							
-------- YEAR 2020 --------							
-------- YEAR 2021 --------							
-------- YEAR 2022 --------							
-------- YEAR 2023 --------							
-------- YEAR 2024 --------							
-------- YEAR 2025 --------							
-------- YEAR 2026 --------							
-------- YEAR 2027 --------							
-------- YEAR 2028 --------							
-------- YEAR 2029 --------							
-------- YEAR 2030 --------							
-------- YEAR 2031 --------							
-------- YEAR 2032 --------							
-------- YEAR 2033 --------							
-------- YEAR 2034 --------							
-------- YEAR 2035 --------							
-------- YEAR 2036 --------							
-------- YEAR 2037 --------							
-------- YEAR 2038 --------							
-------- YEAR 2039 --------							
-------- YEAR 2040 --------							

EFFLUENT	5 NSR SO2						
THERMAL UNIT	223	224	228	229	230	231	232
	MR_STKR1	MR_STKR2	AMS3_SI	BS2_SI	MR5_CF	MR5_SI	RPT1_CF
	1	1	3	2	5	5	1

-------- YEAR 2011 --------							
EMISSIONS DATA AT MAXIMUM	0.00	0.00	0.00	0.00	0.00	0.00	0.00
EMISSIONS DATA AT MINIMUM	0.00	0.00	0.00	0.00	0.00	0.00	0.88
EMISSIONS DATA PROFILE	0	0	0	0	0	0	0
-------- YEAR 2012 --------							
-------- YEAR 2013 --------							
-------- YEAR 2014 --------							
-------- YEAR 2015 --------							
-------- YEAR 2016 --------							
-------- YEAR 2017 --------							
-------- YEAR 2018 --------							
-------- YEAR 2019 --------							
-------- YEAR 2020 --------							
-------- YEAR 2021 --------							
-------- YEAR 2022 --------							
-------- YEAR 2023 --------							
-------- YEAR 2024 --------							
-------- YEAR 2025 --------							
-------- YEAR 2026 --------							
-------- YEAR 2027 --------							
-------- YEAR 2028 --------							
-------- YEAR 2029 --------							
-------- YEAR 2030 --------							
-------- YEAR 2031 --------							
-------- YEAR 2032 --------							
-------- YEAR 2033 --------							
-------- YEAR 2034 --------							
-------- YEAR 2035 --------							
-------- YEAR 2036 --------							
-------- YEAR 2037 --------							
-------- YEAR 2038 --------							
-------- YEAR 2039 --------							

NOTE: DATA DISPLAYED AFTER 2011 ONLY IF
VALUE CHANGED FROM PREVIOUS YEAR.

AEP EAST
GENERATION AND FUEL MODULE
INPUT SUMMARY REPORT

QUALIFIER = GAF.INPUT.THERMAL UNIT.

EFFLUENT	5 NSR SO2						
THERMAL UNIT	223	224	228	229	230	231	232
	MR_STKR1	MR_STKR2	AMS3_SI	BS2_SI	MR5_CF	MR5_SI	RPT1_CF
	1	1	3	2	5	5	1
-------- YEAR 2040 --------							

EFFLUENT	5 NSR SO2						
THERMAL UNIT	233	234	235	251	252	253	254
	RPT2_CF	RPT1_SI	RPT2_SI	DC1_HPT	DC1_IS	DC1_EFF	DC1_17
	2	1	2	1	1	1	1
-------- YEAR 2011 --------							
EMISSIONS DATA AT MAXIMUM	0.00	0.00	0.00	0.00	0.00	0.00	0.00
EMISSIONS DATA AT MINIMUM	0.88	0.03	0.02	0.00	0.00	0.00	0.00
EMISSIONS DATA PROFILE	0	0	0	0	0	0	0
-------- YEAR 2012 --------							
-------- YEAR 2013 --------							
-------- YEAR 2014 --------							
-------- YEAR 2015 --------							
-------- YEAR 2016 --------							
-------- YEAR 2017 --------							
-------- YEAR 2018 --------							
-------- YEAR 2019 --------							
EMISSIONS DATA AT MINIMUM	0.88	0.02	0.02	0.00	0.00	0.00	0.00
-------- YEAR 2020 --------							
-------- YEAR 2021 --------							
-------- YEAR 2022 --------							
-------- YEAR 2023 --------							
-------- YEAR 2024 --------							
-------- YEAR 2025 --------							
-------- YEAR 2026 --------							
-------- YEAR 2027 --------							
-------- YEAR 2028 --------							
-------- YEAR 2029 --------							
-------- YEAR 2030 --------							
-------- YEAR 2031 --------							
-------- YEAR 2032 --------							
-------- YEAR 2033 --------							
-------- YEAR 2034 --------							
-------- YEAR 2035 --------							
-------- YEAR 2036 --------							
-------- YEAR 2037 --------							
-------- YEAR 2038 --------							
-------- YEAR 2039 --------							
-------- YEAR 2040 --------							

EFFLUENT	5 NSR SO2						
THERMAL UNIT	255	257	258	259	260	269	270
	DC1_3800	DC2_HPT	DC2_EFF	DC2_SPU	DC2_3800	BIGSD_15	BIGSD_GP
	1	2	2	2	2	1	1
-------- YEAR 2011 --------							
EMISSIONS DATA AT MAXIMUM	0.00	0.00	0.00	0.00	0.00	0.00	0.00
EMISSIONS DATA AT MINIMUM	0.00	0.00	0.00	0.00	0.00	0.00	0.00
EMISSIONS DATA PROFILE	0	0	0	0	0	0	0
-------- YEAR 2012 --------							
-------- YEAR 2013 --------							
-------- YEAR 2014 --------							
-------- YEAR 2015 --------							
-------- YEAR 2016 --------							
-------- YEAR 2017 --------							
-------- YEAR 2018 --------							

-------- YEAR 2019 --------

-------- YEAR 2020 --------

-------- YEAR 2021 --------

-------- YEAR 2022 --------

-------- YEAR 2023 --------

-------- YEAR 2024 --------

-------- YEAR 2025 --------

-------- YEAR 2026 --------

-------- YEAR 2027 --------

-------- YEAR 2028 --------

-------- YEAR 2029 --------

-------- YEAR 2030 --------

-------- YEAR 2031 --------

-------- YEAR 2032 --------

-------- YEAR 2033 --------

-------- YEAR 2034 --------

-------- YEAR 2035 --------

-------- YEAR 2036 --------

-------- YEAR 2037 --------

-------- YEAR 2038 --------

-------- YEAR 2039 --------

-------- YEAR 2040 --------

EFFLUENT	5 NSR SO2						
THERMAL UNIT	271	272	273	274	275	276	277
	CLN_Q_HM	CLN_Q_15	CLN_Q_HM	CLN_Q_15	CLN_Q_HM	CLN_Q_15	CVL_3_HM
	1	1	2	2	3	3	3
-------- YEAR 2011 --------							
EMISSIONS DATA AT MAXIMUM	0.00	0.00	0.00	0.00	0.00	0.00	0.00
EMISSIONS DATA AT MINIMUM	0.00	0.00	0.00	0.00	0.00	0.00	0.00
EMISSIONS DATA PROFILE	0	0	0	0	0	0	0

-------- YEAR 2012 --------

-------- YEAR 2013 --------

-------- YEAR 2014 --------

-------- YEAR 2015 --------

NOTE: DATA DISPLAYED AFTER 2011 ONLY IF
VALUE CHANGED FROM PREVIOUS YEAR.

AEP EAST
GENERATION AND FUEL MODULE
INPUT SUMMARY REPORT

QUALIFIER = GAF.INPUT.THERMAL UNIT.

EFFLUENT	5 NSR SO2						
THERMAL UNIT	271	272	273	274	275	276	277
	CLN_Q_HM	CLN_Q_15	CLN_Q_HM	CLN_Q_15	CLN_Q_HM	CLN_Q_15	CVL_3_HM
	1	1	2	2	3	3	3
-------- YEAR 2016 --------							
-------- YEAR 2017 --------							
-------- YEAR 2018 --------							
-------- YEAR 2019 --------							
-------- YEAR 2020 --------							
-------- YEAR 2021 --------							
-------- YEAR 2022 --------							
-------- YEAR 2023 --------							
-------- YEAR 2024 --------							
-------- YEAR 2025 --------							
-------- YEAR 2026 --------							
-------- YEAR 2027 --------							
-------- YEAR 2028 --------							
-------- YEAR 2029 --------							
-------- YEAR 2030 --------							
-------- YEAR 2031 --------							
-------- YEAR 2032 --------							
-------- YEAR 2033 --------							
-------- YEAR 2034 --------							
-------- YEAR 2035 --------							
-------- YEAR 2036 --------							
-------- YEAR 2037 --------							
-------- YEAR 2038 --------							
-------- YEAR 2039 --------							
-------- YEAR 2040 --------							

EFFLUENT	5 NSR SO2						
THERMAL UNIT	278	279	280	281	282	283	284
	CVL_3_10	GLN_5_HM	GLN_5_15	GLN_6_HM	GLN_6_15	KMR_F_HM	KMR_F_GP
	3	5	5	6	6	1	1
-------- YEAR 2011 --------							
EMISSIONS DATA AT MAXIMUM	0.00	0.00	0.00	0.00	0.00	0.00	0.00
EMISSIONS DATA AT MINIMUM	0.00	0.00	0.00	0.00	0.00	0.00	0.00
EMISSIONS DATA PROFILE	0	0	0	0	0	0	0
-------- YEAR 2012 --------							
-------- YEAR 2013 --------							
-------- YEAR 2014 --------							
-------- YEAR 2015 --------							
-------- YEAR 2016 --------							
-------- YEAR 2017 --------							
-------- YEAR 2018 --------							
-------- YEAR 2019 --------							
-------- YEAR 2020 --------							
-------- YEAR 2021 --------							
-------- YEAR 2022 --------							
-------- YEAR 2023 --------							
-------- YEAR 2024 --------							
-------- YEAR 2025 --------							
-------- YEAR 2026 --------							
-------- YEAR 2027 --------							
-------- YEAR 2028 --------							

-------- YEAR 2029 --------

-------- YEAR 2030 --------

-------- YEAR 2031 --------

-------- YEAR 2032 --------

-------- YEAR 2033 --------

-------- YEAR 2034 --------

-------- YEAR 2035 --------

-------- YEAR 2036 --------

-------- YEAR 2037 --------

-------- YEAR 2038 --------

-------- YEAR 2039 --------

-------- YEAR 2040 --------

EFFLUENT	5 NSR SO2						
THERMAL UNIT	285	286	287	288	289	290	291
	KMR_F_HM	KMR_F_GP	KMR_F_HM	KMR_F_GP	KWA_1_HM	KWA_1_15	KWA_2_HM
	2	2	3	3	1	1	2
-------- YEAR 2011 --------							
EMISSIONS DATA AT MAXIMUM	0.00	0.00	0.00	0.00	0.00	0.00	0.00
EMISSIONS DATA AT MINIMUM	0.00	0.00	0.00	0.00	0.00	0.00	0.00
EMISSIONS DATA PROFILE	0	0	0	0	0	0	0

-------- YEAR 2012 --------

-------- YEAR 2013 --------

-------- YEAR 2014 --------

-------- YEAR 2015 --------

-------- YEAR 2016 --------

-------- YEAR 2017 --------

-------- YEAR 2018 --------

-------- YEAR 2019 --------

-------- YEAR 2020 --------

-------- YEAR 2021 --------

-------- YEAR 2022 --------

-------- YEAR 2023 --------

-------- YEAR 2024 --------

-------- YEAR 2025 --------

NOTE: DATA DISPLAYED AFTER 2011 ONLY IF
VALUE CHANGED FROM PREVIOUS YEAR.

AEP EAST
GENERATION AND FUEL MODULE
INPUT SUMMARY REPORT

QUALIFIER = GAF.INPUT.THERMAL UNIT.

EFFLUENT	5 NSR SO2						
THERMAL UNIT	285	286	287	288	289	290	291
	KMR_F_HM	KMR_F_GP	KMR_F_HM	KMR_F_GP	KWA_1_HM	KWA_1_15	KWA_2_HM
	2	2	3	3	1	1	2
-------- YEAR 2026 --------							
-------- YEAR 2027 --------							
-------- YEAR 2028 --------							
-------- YEAR 2029 --------							
-------- YEAR 2030 --------							
-------- YEAR 2031 --------							
-------- YEAR 2032 --------							
-------- YEAR 2033 --------							
-------- YEAR 2034 --------							
-------- YEAR 2035 --------							
-------- YEAR 2036 --------							
-------- YEAR 2037 --------							
-------- YEAR 2038 --------							
-------- YEAR 2039 --------							
-------- YEAR 2040 --------							

EFFLUENT	5 NSR SO2						
THERMAL UNIT	292	293	294	295	296	297	298
	KWA_2_15	MSKR1_HM	MSKR1_12	MSKR2_HM	MSKR2_12	MSKR3_GP	MR3HM_12
	2	1	1	2	2	3	3
-------- YEAR 2011 --------							
EMISSIONS DATA AT MAXIMUM	0.00	0.00	0.00	0.00	0.00	0.00	0.00
EMISSIONS DATA AT MINIMUM	0.00	0.00	0.00	0.00	0.00	0.00	0.00
EMISSIONS DATA PROFILE	0	0	0	0	0	0	0
-------- YEAR 2012 --------							
-------- YEAR 2013 --------							
-------- YEAR 2014 --------							
-------- YEAR 2015 --------							
-------- YEAR 2016 --------							
-------- YEAR 2017 --------							
-------- YEAR 2018 --------							
-------- YEAR 2019 --------							
-------- YEAR 2020 --------							
-------- YEAR 2021 --------							
-------- YEAR 2022 --------							
-------- YEAR 2023 --------							
-------- YEAR 2024 --------							
-------- YEAR 2025 --------							
-------- YEAR 2026 --------							
-------- YEAR 2027 --------							
-------- YEAR 2028 --------							
-------- YEAR 2029 --------							
-------- YEAR 2030 --------							
-------- YEAR 2031 --------							
-------- YEAR 2032 --------							
-------- YEAR 2033 --------							
-------- YEAR 2034 --------							
-------- YEAR 2035 --------							
-------- YEAR 2036 --------							
-------- YEAR 2037 --------							
-------- YEAR 2038 --------							

-------- YEAR 2039 --------

-------- YEAR 2040 --------

EFFLUENT	5 NSR SO2						
THERMAL UNIT	299	300	301	302	303	304	305
	MSKR4_GP	M4HM_12	PICWY_HM	PICWY_GP	SP1_F_HM	SP1_F_15	SP2_F_HM
	4	4	5	5	1	1	2
-------- YEAR 2011 --------							
EMISSIONS DATA AT MAXIMUM	0.00	0.00	0.00	0.00	0.00	0.00	0.00
EMISSIONS DATA AT MINIMUM	0.00	0.00	0.00	0.00	0.00	0.00	0.00
EMISSIONS DATA PROFILE	0	0	0	0	0	0	0

-------- YEAR 2012 --------

-------- YEAR 2013 --------

-------- YEAR 2014 --------

-------- YEAR 2015 --------

-------- YEAR 2016 --------

-------- YEAR 2017 --------

-------- YEAR 2018 --------

-------- YEAR 2019 --------

-------- YEAR 2020 --------

-------- YEAR 2021 --------

-------- YEAR 2022 --------

-------- YEAR 2023 --------

-------- YEAR 2024 --------

-------- YEAR 2025 --------

-------- YEAR 2026 --------

-------- YEAR 2027 --------

-------- YEAR 2028 --------

-------- YEAR 2029 --------

-------- YEAR 2030 --------

-------- YEAR 2031 --------

-------- YEAR 2032 --------

-------- YEAR 2033 --------

-------- YEAR 2034 --------

-------- YEAR 2035 --------

NOTE: DATA DISPLAYED AFTER 2011 ONLY IF
VALUE CHANGED FROM PREVIOUS YEAR.

AEP EAST
GENERATION AND FUEL MODULE
INPUT SUMMARY REPORT

QUALIFIER = GAF.INPUT.THERMAL UNIT.

EFFLUENT	5 NSR SO2						
THERMAL UNIT	299	300	301	302	303	304	305
	MSKR4_GP	M4HM_12	PICWY_HM	PICWY_GP	SP1_F_HM	SP1_F_15	SP2_F_HM
	4	4	5	5	1	1	2
-------- YEAR 2036 --------							
-------- YEAR 2037 --------							
-------- YEAR 2038 --------							
-------- YEAR 2039 --------							
-------- YEAR 2040 --------							

EFFLUENT	5 NSR SO2						
THERMAL UNIT	306	307	308	309	310	311	312
	SP2_F_15	SP3_Q_HM	SP3_Q_15	SP4_Q_HM	SP4_Q_15	SP5_HM	SP5_15
	2	3	3	4	4	5	5
-------- YEAR 2011 --------							
EMISSIONS DATA AT MAXIMUM	0.00	0.00	0.00	0.00	0.00	0.00	0.00
EMISSIONS DATA AT MINIMUM	0.00	0.00	0.00	0.00	0.00	0.00	0.00
EMISSIONS DATA PROFILE	0	0	0	0	0	0	0
-------- YEAR 2012 --------							
-------- YEAR 2013 --------							
-------- YEAR 2014 --------							
-------- YEAR 2015 --------							
-------- YEAR 2016 --------							
-------- YEAR 2017 --------							
-------- YEAR 2018 --------							
-------- YEAR 2019 --------							
-------- YEAR 2020 --------							
-------- YEAR 2021 --------							
-------- YEAR 2022 --------							
-------- YEAR 2023 --------							
-------- YEAR 2024 --------							
-------- YEAR 2025 --------							
-------- YEAR 2026 --------							
-------- YEAR 2027 --------							
-------- YEAR 2028 --------							
-------- YEAR 2029 --------							
-------- YEAR 2030 --------							
-------- YEAR 2031 --------							
-------- YEAR 2032 --------							
-------- YEAR 2033 --------							
-------- YEAR 2034 --------							
-------- YEAR 2035 --------							
-------- YEAR 2036 --------							
-------- YEAR 2037 --------							
-------- YEAR 2038 --------							
-------- YEAR 2039 --------							
-------- YEAR 2040 --------							

EFFLUENT	5 NSR SO2						
THERMAL UNIT	313	314	315	316	317	318	319
	TNR_F_HM	TNR_F_15	TNR_F_HM	TNR_F_15	TNR_F_HM	TNR_F_15	PW_GP_15
	1	1	2	2	3	3	5
-------- YEAR 2011 --------							
EMISSIONS DATA AT MAXIMUM	0.00	0.00	0.00	0.00	0.00	0.00	0.00
EMISSIONS DATA AT MINIMUM	0.00	0.00	0.00	0.00	0.00	0.00	0.00
EMISSIONS DATA PROFILE	0	0	0	0	0	0	0
-------- YEAR 2012 --------							
-------- YEAR 2013 --------							
-------- YEAR 2014 --------							

-------- YEAR 2015 --------

-------- YEAR 2016 --------

-------- YEAR 2017 --------

-------- YEAR 2018 --------

-------- YEAR 2019 --------

-------- YEAR 2020 --------

-------- YEAR 2021 --------

-------- YEAR 2022 --------

-------- YEAR 2023 --------

-------- YEAR 2024 --------

-------- YEAR 2025 --------

-------- YEAR 2026 --------

-------- YEAR 2027 --------

-------- YEAR 2028 --------

-------- YEAR 2029 --------

-------- YEAR 2030 --------

-------- YEAR 2031 --------

-------- YEAR 2032 --------

-------- YEAR 2033 --------

-------- YEAR 2034 --------

-------- YEAR 2035 --------

-------- YEAR 2036 --------

-------- YEAR 2037 --------

-------- YEAR 2038 --------

-------- YEAR 2039 --------

-------- YEAR 2040 --------

EFFLUENT	5 NSR SO2						
THERMAL UNIT	320	364	500	501	502	503	958
	RHills 1		DUMMY_OP	DUMMY_IM	DUMMY_AP	DUMMY_KP	CC_KPCO
	1	0	0	0	0	0	958
-------- YEAR 2011 --------							
EMISSIONS DATA AT MAXIMUM	0.00	0.00	0.00	0.00	0.00	0.00	0.00
EMISSIONS DATA AT MINIMUM	0.00	0.00	0.00	0.00	0.00	0.00	0.00
EMISSIONS DATA PROFILE	0	0	0	0	0	0	0

NOTE: DATA DISPLAYED AFTER 2011 ONLY IF
VALUE CHANGED FROM PREVIOUS YEAR.

AEP EAST
GENERATION AND FUEL MODULE
INPUT SUMMARY REPORT

QUALIFIER = GAF.INPUT.THERMAL UNIT.

EFFLUENT	5 NSR SO2						
THERMAL UNIT	320	364	500	501	502	503	958
	RHills 1		DUMMY_OP	DUMMY_IM	DUMMY_AP	DUMMY_KP	CC_KPCO
	1	0	0	0	0	0	958
-------- YEAR 2012 --------							
-------- YEAR 2013 --------							
-------- YEAR 2014 --------							
-------- YEAR 2015 --------							
-------- YEAR 2016 --------							
-------- YEAR 2017 --------							
-------- YEAR 2018 --------							
-------- YEAR 2019 --------							
-------- YEAR 2020 --------							
-------- YEAR 2021 --------							
-------- YEAR 2022 --------							
-------- YEAR 2023 --------							
-------- YEAR 2024 --------							
-------- YEAR 2025 --------							
-------- YEAR 2026 --------							
-------- YEAR 2027 --------							
-------- YEAR 2028 --------							
-------- YEAR 2029 --------							
-------- YEAR 2030 --------							
-------- YEAR 2031 --------							
-------- YEAR 2032 --------							
-------- YEAR 2033 --------							
-------- YEAR 2034 --------							
-------- YEAR 2035 --------							
-------- YEAR 2036 --------							
-------- YEAR 2037 --------							
-------- YEAR 2038 --------							
-------- YEAR 2039 --------							
-------- YEAR 2040 --------							

EFFLUENT	5 NSR SO2						
THERMAL UNIT	959	960	961	962	963	964	965
	RP2D_KP	RP2D_IM	CSV6_SCR	CSV5_SCR	DUMMY_OP	DUMMY_OP	RP1D_03
	959	960	961	962	963	964	965
-------- YEAR 2011 --------							
EMISSIONS DATA AT MAXIMUM	0.00	0.00	0.00	0.00	0.00	0.00	0.00
EMISSIONS DATA AT MINIMUM	0.00	0.00	0.00	0.00	0.00	0.00	0.00
EMISSIONS DATA PROFILE	0	0	0	0	0	0	0
-------- YEAR 2012 --------							
-------- YEAR 2013 --------							
-------- YEAR 2014 --------							
-------- YEAR 2015 --------							
-------- YEAR 2016 --------							
-------- YEAR 2017 --------							
-------- YEAR 2018 --------							
-------- YEAR 2019 --------							
-------- YEAR 2020 --------							
-------- YEAR 2021 --------							
-------- YEAR 2022 --------							
-------- YEAR 2023 --------							
-------- YEAR 2024 --------							

-------- YEAR 2025 --------

-------- YEAR 2026 --------

-------- YEAR 2027 --------

-------- YEAR 2028 --------

-------- YEAR 2029 --------

-------- YEAR 2030 --------

-------- YEAR 2031 --------

-------- YEAR 2032 --------

-------- YEAR 2033 --------

-------- YEAR 2034 --------

-------- YEAR 2035 --------

-------- YEAR 2036 --------

-------- YEAR 2037 --------

-------- YEAR 2038 --------

-------- YEAR 2039 --------

-------- YEAR 2040 --------

EFFLUENT	5 NSR SO2						
THERMAL UNIT	966	967	968	969	970	971	972
	RP1D_KP	BS2 FGD	CR2_NGCC	CR1_NGCC	MR5_NGCC	DUMMY_OP	DUMMY_OP
	966	967	968	969	970	971	972
-------- YEAR 2011 --------							
EMISSIONS DATA AT MAXIMUM	0.00	0.08	0.00	0.00	0.00	0.00	0.00
EMISSIONS DATA AT MINIMUM	0.00	0.08	0.00	0.00	0.00	0.00	0.00
EMISSIONS DATA PROFILE	0	0	0	0	0	0	0

-------- YEAR 2012 --------

-------- YEAR 2013 --------

-------- YEAR 2014 --------

-------- YEAR 2015 --------

-------- YEAR 2016 --------

-------- YEAR 2017 --------

-------- YEAR 2018 --------

-------- YEAR 2019 --------

-------- YEAR 2020 --------

-------- YEAR 2021 --------

NOTE: DATA DISPLAYED AFTER 2011 ONLY IF
VALUE CHANGED FROM PREVIOUS YEAR.

AEP EAST
GENERATION AND FUEL MODULE
INPUT SUMMARY REPORT

QUALIFIER = GAF.INPUT.THERMAL UNIT.

EFFLUENT	5 NSR SO2						
THERMAL UNIT	966	967	968	969	970	971	972
	RP1D_KP	BS2 FGD	CR2_NGCC	CR1_NGCC	MR5_NGCC	DUMMY_OP	DUMMY_OP
	966	967	968	969	970	971	972
-------- YEAR 2022 --------							
-------- YEAR 2023 --------							
-------- YEAR 2024 --------							
-------- YEAR 2025 --------							
-------- YEAR 2026 --------							
-------- YEAR 2027 --------							
-------- YEAR 2028 --------							
-------- YEAR 2029 --------							
-------- YEAR 2030 --------							
-------- YEAR 2031 --------							
-------- YEAR 2032 --------							
-------- YEAR 2033 --------							
-------- YEAR 2034 --------							
-------- YEAR 2035 --------							
-------- YEAR 2036 --------							
-------- YEAR 2037 --------							
-------- YEAR 2038 --------							
-------- YEAR 2039 --------							
-------- YEAR 2040 --------							

EFFLUENT	5 NSR SO2						
THERMAL UNIT	973	974	975	976	977	978	979
	DUMMY_OP	DUMMY_OP	DUMMY_OP	DUMMY_OP	DUMMY_OP	DUMMY_OP	DUMMY_OP
	973	974	975	976	977	978	979
-------- YEAR 2011 --------							
EMISSIONS DATA AT MAXIMUM	0.00	0.00	0.00	0.00	0.00	0.00	0.00
EMISSIONS DATA AT MINIMUM	0.00	0.00	0.00	0.00	0.00	0.00	0.00
EMISSIONS DATA PROFILE	0	0	0	0	0	0	0
-------- YEAR 2012 --------							
-------- YEAR 2013 --------							
-------- YEAR 2014 --------							
-------- YEAR 2015 --------							
-------- YEAR 2016 --------							
-------- YEAR 2017 --------							
-------- YEAR 2018 --------							
-------- YEAR 2019 --------							
-------- YEAR 2020 --------							
-------- YEAR 2021 --------							
-------- YEAR 2022 --------							
-------- YEAR 2023 --------							
-------- YEAR 2024 --------							
-------- YEAR 2025 --------							
-------- YEAR 2026 --------							
-------- YEAR 2027 --------							
-------- YEAR 2028 --------							
-------- YEAR 2029 --------							
-------- YEAR 2030 --------							
-------- YEAR 2031 --------							
-------- YEAR 2032 --------							
-------- YEAR 2033 --------							
-------- YEAR 2034 --------							

-------- YEAR 2035 --------

-------- YEAR 2036 --------

-------- YEAR 2037 --------

-------- YEAR 2038 --------

-------- YEAR 2039 --------

-------- YEAR 2040 --------

EFFLUENT	5 NSR SO2						
THERMAL UNIT	980	981	982	983	984	985	986
	DUMMY_OP 980	DUMMY_OP 981	DUMMY_OP 982	DUMMY_OP 983	DUMMY_OP 984	DUMMY_OP 985	DUMMY_OP 986
-------- YEAR 2011 --------							
EMISSIONS DATA AT MAXIMUM	0.00	0.00	0.00	0.00	0.00	0.00	0.00
EMISSIONS DATA AT MINIMUM	0.00	0.00	0.00	0.00	0.00	0.00	0.00
EMISSIONS DATA PROFILE	0	0	0	0	0	0	0

-------- YEAR 2012 --------

-------- YEAR 2013 --------

-------- YEAR 2014 --------

-------- YEAR 2015 --------

-------- YEAR 2016 --------

-------- YEAR 2017 --------

-------- YEAR 2018 --------

-------- YEAR 2019 --------

-------- YEAR 2020 --------

-------- YEAR 2021 --------

-------- YEAR 2022 --------

-------- YEAR 2023 --------

-------- YEAR 2024 --------

-------- YEAR 2025 --------

-------- YEAR 2026 --------

-------- YEAR 2027 --------

-------- YEAR 2028 --------

-------- YEAR 2029 --------

-------- YEAR 2030 --------

-------- YEAR 2031 --------

NOTE: DATA DISPLAYED AFTER 2011 ONLY IF
VALUE CHANGED FROM PREVIOUS YEAR.

AEP EAST
GENERATION AND FUEL MODULE
INPUT SUMMARY REPORT

QUALIFIER = GAF.INPUT.THERMAL UNIT.

EFFLUENT	5 NSR SO2						
THERMAL UNIT	980	981	982	983	984	985	986
	DUMMY_OP	DUMMY_OP	DUMMY_OP	DUMMY_OP	DUMMY_OP	DUMMY_OP	DUMMY_OP
	980	981	982	983	984	985	986
-------- YEAR 2032 --------							
-------- YEAR 2033 --------							
-------- YEAR 2034 --------							
-------- YEAR 2035 --------							
-------- YEAR 2036 --------							
-------- YEAR 2037 --------							
-------- YEAR 2038 --------							
-------- YEAR 2039 --------							
-------- YEAR 2040 --------							

EFFLUENT	5 NSR SO2						
THERMAL UNIT	987	988	989	990	991	992	993
	DUMMY_OP	DUMMY_OP	DUMMY_OP	DUMMY_OP	DUMMY_OP	DUMMY_OP	DUMMY_OP
	987	988	989	990	991	992	993
-------- YEAR 2011 --------							
EMISSIONS DATA AT MAXIMUM	0.00	0.00	0.00	0.00	0.00	0.00	0.00
EMISSIONS DATA AT MINIMUM	0.00	0.00	0.00	0.00	0.00	0.00	0.00
EMISSIONS DATA PROFILE	0	0	0	0	0	0	0
-------- YEAR 2012 --------							
-------- YEAR 2013 --------							
-------- YEAR 2014 --------							
-------- YEAR 2015 --------							
-------- YEAR 2016 --------							
-------- YEAR 2017 --------							
-------- YEAR 2018 --------							
-------- YEAR 2019 --------							
-------- YEAR 2020 --------							
-------- YEAR 2021 --------							
-------- YEAR 2022 --------							
-------- YEAR 2023 --------							
-------- YEAR 2024 --------							
-------- YEAR 2025 --------							
-------- YEAR 2026 --------							
-------- YEAR 2027 --------							
-------- YEAR 2028 --------							
-------- YEAR 2029 --------							
-------- YEAR 2030 --------							
-------- YEAR 2031 --------							
-------- YEAR 2032 --------							
-------- YEAR 2033 --------							
-------- YEAR 2034 --------							
-------- YEAR 2035 --------							
-------- YEAR 2036 --------							
-------- YEAR 2037 --------							
-------- YEAR 2038 --------							
-------- YEAR 2039 --------							
-------- YEAR 2040 --------							

EFFLUENT	5 NSR SO2					
THERMAL UNIT	994	995	996	997	998	999
	DUMMY_OP	DUMMY_OP	T4_TRONA	RP2TR_KP	RP2TR_IM	DUMMY_OP
	994	995	996	997	998	999
-------- YEAR 2011 --------						
EMISSIONS DATA AT MAXIMUM	0.00	0.00	0.00	0.00	0.00	0.00
EMISSIONS DATA AT MINIMUM	0.00	0.00	0.00	0.00	0.00	0.00

EMISSIONS DATA PROFILE	0	0	0	0	0	0
-------- YEAR 2012 --------						
-------- YEAR 2013 --------						
-------- YEAR 2014 --------						
-------- YEAR 2015 --------						
-------- YEAR 2016 --------						
-------- YEAR 2017 --------						
-------- YEAR 2018 --------						
-------- YEAR 2019 --------						
-------- YEAR 2020 --------						
-------- YEAR 2021 --------						
-------- YEAR 2022 --------						
-------- YEAR 2023 --------						
-------- YEAR 2024 --------						
-------- YEAR 2025 --------						
-------- YEAR 2026 --------						
-------- YEAR 2027 --------						
-------- YEAR 2028 --------						
-------- YEAR 2029 --------						
-------- YEAR 2030 --------						
-------- YEAR 2031 --------						
-------- YEAR 2032 --------						
-------- YEAR 2033 --------						
-------- YEAR 2034 --------						
-------- YEAR 2035 --------						
-------- YEAR 2036 --------						
-------- YEAR 2037 --------						
-------- YEAR 2038 --------						
-------- YEAR 2039 --------						
-------- YEAR 2040 --------						

NOTE: DATA DISPLAYED AFTER 2011 ONLY IF
VALUE CHANGED FROM PREVIOUS YEAR.

AEP EAST
GENERATION AND FUEL MODULE
INPUT SUMMARY REPORT

QUALIFIER = GAF.INPUT.THERMAL UNIT.

EFFLUENT	6 HG (E)						
THERMAL UNIT	1	2	3	4	5	6	7
	AMOS 1	AMOS 2	AMOS_OP 3	BECKJORD 6	BIG SAND 1	BIG SAND 2	CARD 1+2 1
-------- YEAR 2011 --------							
EMISSIONS DATA AT MAXIMUM	0.00	0.00	0.00	0.01	0.01	0.01	0.00
EMISSIONS DATA AT MINIMUM	0.00	0.00	0.00	0.01	0.01	0.01	0.00
EMISSIONS DATA PROFILE	0	0	0	0	0	0	0
-------- YEAR 2012 --------							
-------- YEAR 2013 --------							
-------- YEAR 2014 --------							
-------- YEAR 2015 --------							
-------- YEAR 2016 --------							
-------- YEAR 2017 --------							
-------- YEAR 2018 --------							
-------- YEAR 2019 --------							
-------- YEAR 2020 --------							
-------- YEAR 2021 --------							
-------- YEAR 2022 --------							
-------- YEAR 2023 --------							
-------- YEAR 2024 --------							
-------- YEAR 2025 --------							
-------- YEAR 2026 --------							
-------- YEAR 2027 --------							
-------- YEAR 2028 --------							
-------- YEAR 2029 --------							
-------- YEAR 2030 --------							
-------- YEAR 2031 --------							
-------- YEAR 2032 --------							
-------- YEAR 2033 --------							
-------- YEAR 2034 --------							
-------- YEAR 2035 --------							
-------- YEAR 2036 --------							
-------- YEAR 2037 --------							
-------- YEAR 2038 --------							
-------- YEAR 2039 --------							
-------- YEAR 2040 --------							

EFFLUENT	6 HG (E)						
THERMAL UNIT	8	9	10	11	12	13	14
	CARD 1+2 2	CARD 3 3	CLIFTY 1	CLIFTY 2	CLIFTY 3	CLIFTY 4	CLIFTY 5
-------- YEAR 2011 --------							
EMISSIONS DATA AT MAXIMUM	0.00	0.00	0.00	0.00	0.00	0.00	0.00
EMISSIONS DATA AT MINIMUM	0.00	0.00	0.00	0.00	0.00	0.00	0.00
EMISSIONS DATA PROFILE	0	0	0	0	0	0	0
-------- YEAR 2012 --------							
-------- YEAR 2013 --------							
-------- YEAR 2014 --------							
-------- YEAR 2015 --------							
-------- YEAR 2016 --------							
-------- YEAR 2017 --------							
-------- YEAR 2018 --------							
-------- YEAR 2019 --------							
-------- YEAR 2020 --------							
-------- YEAR 2021 --------							
-------- YEAR 2022 --------							

-------- YEAR 2023 --------

-------- YEAR 2024 --------

-------- YEAR 2025 --------

-------- YEAR 2026 --------

-------- YEAR 2027 --------

-------- YEAR 2028 --------

-------- YEAR 2029 --------

-------- YEAR 2030 --------

-------- YEAR 2031 --------

-------- YEAR 2032 --------

-------- YEAR 2033 --------

-------- YEAR 2034 --------

-------- YEAR 2035 --------

-------- YEAR 2036 --------

-------- YEAR 2037 --------

-------- YEAR 2038 --------

-------- YEAR 2039 --------

-------- YEAR 2040 --------

EFFLUENT THERMAL UNIT	6 HG (E) 15 CLIFTY 6	16 CLINCH R 1	17 CLINCH R 2	18 CLINCH R 3	19 ROCKP_KP 1	20 ROCKP_KP 2	21 CSVL 1-4 3
-------- YEAR 2011 --------							
EMISSIONS DATA AT MAXIMUM	0.00	0.00	0.00	0.00	0.00	0.00	0.02
EMISSIONS DATA AT MINIMUM	0.00	0.00	0.00	0.00	0.00	0.00	0.02
EMISSIONS DATA PROFILE	0	0	0	0	0	0	0
-------- YEAR 2012 --------							
EMISSIONS DATA AT MAXIMUM	0.00	0.00	0.00	0.00	0.00	0.00	0.02
EMISSIONS DATA AT MINIMUM	0.00	0.00	0.00	0.00	0.00	0.00	0.02

-------- YEAR 2013 --------

-------- YEAR 2014 --------

-------- YEAR 2015 --------

-------- YEAR 2016 --------

-------- YEAR 2017 --------

-------- YEAR 2018 --------

NOTE: DATA DISPLAYED AFTER 2011 ONLY IF
VALUE CHANGED FROM PREVIOUS YEAR.

AEP EAST
GENERATION AND FUEL MODULE
INPUT SUMMARY REPORT

QUALIFIER = GAF.INPUT.THERMAL UNIT.

EFFLUENT THERMAL UNIT	6 HG (E) 15 CLIFTY 6	16 CLINCH R 1	17 CLINCH R 2	18 CLINCH R 3	19 ROCKP_KP 1	20 ROCKP_KP 2	21 CSVL 1-4 3
-------- YEAR 2019 --------							
-------- YEAR 2020 --------							
-------- YEAR 2021 --------							
-------- YEAR 2022 --------							
-------- YEAR 2023 --------							
-------- YEAR 2024 --------							
-------- YEAR 2025 --------							
-------- YEAR 2026 --------							
-------- YEAR 2027 --------							
-------- YEAR 2028 --------							
-------- YEAR 2029 --------							
-------- YEAR 2030 --------							
-------- YEAR 2031 --------							
-------- YEAR 2032 --------							
-------- YEAR 2033 --------							
-------- YEAR 2034 --------							
-------- YEAR 2035 --------							
-------- YEAR 2036 --------							
-------- YEAR 2037 --------							
-------- YEAR 2038 --------							
-------- YEAR 2039 --------							
-------- YEAR 2040 --------							

EFFLUENT THERMAL UNIT	6 HG (E) 22 CSVL 1-4 4	23 CSVL 5+6 5	24 CSVL 5+6 6	25 D C COOK 1	26 D C COOK 2	27 GAVIN 1	28 GAVIN 2
-------- YEAR 2011 --------							
EMISSIONS DATA AT MAXIMUM	0.00	0.01	0.01	0.00	0.00	0.00	0.00
EMISSIONS DATA AT MINIMUM	0.00	0.01	0.01	0.00	0.00	0.00	0.00
EMISSIONS DATA PROFILE	0	0	0	0	0	0	0
-------- YEAR 2012 --------							
-------- YEAR 2013 --------							
-------- YEAR 2014 --------							
-------- YEAR 2015 --------							
-------- YEAR 2016 --------							
-------- YEAR 2017 --------							
-------- YEAR 2018 --------							
-------- YEAR 2019 --------							
-------- YEAR 2020 --------							
-------- YEAR 2021 --------							
-------- YEAR 2022 --------							
-------- YEAR 2023 --------							
-------- YEAR 2024 --------							
-------- YEAR 2025 --------							
-------- YEAR 2026 --------							
-------- YEAR 2027 --------							
-------- YEAR 2028 --------							
-------- YEAR 2029 --------							
-------- YEAR 2030 --------							
-------- YEAR 2031 --------							

-------- YEAR 2032 --------

-------- YEAR 2033 --------

-------- YEAR 2034 --------

-------- YEAR 2035 --------

-------- YEAR 2036 --------

-------- YEAR 2037 --------

-------- YEAR 2038 --------

-------- YEAR 2039 --------

-------- YEAR 2040 --------

EFFLUENT	6 HG (E)						
THERMAL UNIT	29	30	33	34	35	36	37
	GLEN LYN	GLEN LYN	KAMMER	KAMMER	KAMMER	KANAWHA	KANAWHA
	5	6	1	2	3	1	2
-------- YEAR 2011 --------							
EMISSIONS DATA AT MAXIMUM	0.00	0.00	0.00	0.00	0.00	0.01	0.01
EMISSIONS DATA AT MINIMUM	0.00	0.00	0.00	0.00	0.00	0.01	0.01
EMISSIONS DATA PROFILE	0	0	0	0	0	0	0

-------- YEAR 2012 --------

-------- YEAR 2013 --------

-------- YEAR 2014 --------

-------- YEAR 2015 --------

-------- YEAR 2016 --------

-------- YEAR 2017 --------

-------- YEAR 2018 --------

-------- YEAR 2019 --------

-------- YEAR 2020 --------

-------- YEAR 2021 --------

-------- YEAR 2022 --------

-------- YEAR 2023 --------

-------- YEAR 2024 --------

-------- YEAR 2025 --------

-------- YEAR 2026 --------

-------- YEAR 2027 --------

-------- YEAR 2028 --------

NOTE: DATA DISPLAYED AFTER 2011 ONLY IF
VALUE CHANGED FROM PREVIOUS YEAR.

AEP EAST
GENERATION AND FUEL MODULE
INPUT SUMMARY REPORT

QUALIFIER = GAF.INPUT.THERMAL UNIT.

EFFLUENT	6 HG (E)						
THERMAL UNIT	29	30	33	34	35	36	37
	GLEN LYN	GLEN LYN	KAMMER	KAMMER	KAMMER	KANAWHA	KANAWHA
	5	6	1	2	3	1	2
-------- YEAR 2029 --------							
-------- YEAR 2030 --------							
-------- YEAR 2031 --------							
-------- YEAR 2032 --------							
-------- YEAR 2033 --------							
-------- YEAR 2034 --------							
-------- YEAR 2035 --------							
-------- YEAR 2036 --------							
-------- YEAR 2037 --------							
-------- YEAR 2038 --------							
-------- YEAR 2039 --------							
-------- YEAR 2040 --------							

EFFLUENT	6 HG (E)						
THERMAL UNIT	38	39	40	41	42	43	44
	KYGER	KYGER	KYGER	KYGER	KYGER	MITCHELL	MITCHELL
	1	2	3	4	5	1	2
-------- YEAR 2011 --------							
EMISSIONS DATA AT MAXIMUM	0.00	0.00	0.00	0.00	0.00	0.00	0.00
EMISSIONS DATA AT MINIMUM	0.00	0.00	0.00	0.00	0.00	0.00	0.00
EMISSIONS DATA PROFILE	0	0	0	0	0	0	0
-------- YEAR 2012 --------							
-------- YEAR 2013 --------							
-------- YEAR 2014 --------							
-------- YEAR 2015 --------							
-------- YEAR 2016 --------							
-------- YEAR 2017 --------							
-------- YEAR 2018 --------							
-------- YEAR 2019 --------							
-------- YEAR 2020 --------							
-------- YEAR 2021 --------							
-------- YEAR 2022 --------							
-------- YEAR 2023 --------							
-------- YEAR 2024 --------							
-------- YEAR 2025 --------							
-------- YEAR 2026 --------							
-------- YEAR 2027 --------							
-------- YEAR 2028 --------							
-------- YEAR 2029 --------							
-------- YEAR 2030 --------							
-------- YEAR 2031 --------							
-------- YEAR 2032 --------							
-------- YEAR 2033 --------							
-------- YEAR 2034 --------							
-------- YEAR 2035 --------							
-------- YEAR 2036 --------							
-------- YEAR 2037 --------							
-------- YEAR 2038 --------							
-------- YEAR 2039 --------							
-------- YEAR 2040 --------							

EFFLUENT	6 HG (E)						
THERMAL UNIT	45	46	47	48	49	50	51

4-Company East Optimization

	MOUNT_ER 1	MUSK RVR 1	MUSK RVR 2	MUSK RVR 3	MUSK RVR 4	MUSK RVR 5	P SPORN 1
-------- YEAR 2011 --------							
EMISSIONS DATA AT MAXIMUM	0.00	0.01	0.01	0.01	0.01	0.01	0.01
EMISSIONS DATA AT MINIMUM	0.00	0.01	0.01	0.01	0.01	0.01	0.01
EMISSIONS DATA PROFILE	0	0	0	0	0	0	0
-------- YEAR 2012 --------							
-------- YEAR 2013 --------							
-------- YEAR 2014 --------							
-------- YEAR 2015 --------							
-------- YEAR 2016 --------							
-------- YEAR 2017 --------							
-------- YEAR 2018 --------							
-------- YEAR 2019 --------							
-------- YEAR 2020 --------							
-------- YEAR 2021 --------							
-------- YEAR 2022 --------							
-------- YEAR 2023 --------							
-------- YEAR 2024 --------							
-------- YEAR 2025 --------							
-------- YEAR 2026 --------							
-------- YEAR 2027 --------							
-------- YEAR 2028 --------							
-------- YEAR 2029 --------							
-------- YEAR 2030 --------							
-------- YEAR 2031 --------							
-------- YEAR 2032 --------							
-------- YEAR 2033 --------							
-------- YEAR 2034 --------							
-------- YEAR 2035 --------							
-------- YEAR 2036 --------							
-------- YEAR 2037 --------							
-------- YEAR 2038 --------							

NOTE: DATA DISPLAYED AFTER 2011 ONLY IF
VALUE CHANGED FROM PREVIOUS YEAR.

AEP EAST
GENERATION AND FUEL MODULE
INPUT SUMMARY REPORT

QUALIFIER = GAF.INPUT.THERMAL UNIT.

EFFLUENT	6 HG (E)						
THERMAL UNIT	45	46	47	48	49	50	51
	MOUNT_ER	MUSK RVR	MUSK RVR	MUSK RVR	MUSK RVR	MUSK RVR	P SPORN
	1	1	2	3	4	5	1
-------- YEAR 2039 --------							
-------- YEAR 2040 --------							

EFFLUENT	6 HG (E)						
THERMAL UNIT	52	53	54	55	56	57	58
	P SPORN	P SPORN	P SPORN	P SPORN	PICWAY	RPRET_IM	RPRUN_IM
	2	3	4	5	5	1	1
-------- YEAR 2011 --------							
EMISSIONS DATA AT MAXIMUM	0.01	0.01	0.01	0.01	0.02	0.00	0.00
EMISSIONS DATA AT MINIMUM	0.01	0.01	0.01	0.01	0.02	0.00	0.00
EMISSIONS DATA PROFILE	0	0	0	0	0	0	0
-------- YEAR 2012 --------							
-------- YEAR 2013 --------							
-------- YEAR 2014 --------							
-------- YEAR 2015 --------							
-------- YEAR 2016 --------							
-------- YEAR 2017 --------							
-------- YEAR 2018 --------							
-------- YEAR 2019 --------							
-------- YEAR 2020 --------							
-------- YEAR 2021 --------							
-------- YEAR 2022 --------							
-------- YEAR 2023 --------							
-------- YEAR 2024 --------							
-------- YEAR 2025 --------							
-------- YEAR 2026 --------							
-------- YEAR 2027 --------							
-------- YEAR 2028 --------							
-------- YEAR 2029 --------							
-------- YEAR 2030 --------							
-------- YEAR 2031 --------							
-------- YEAR 2032 --------							
-------- YEAR 2033 --------							
-------- YEAR 2034 --------							
-------- YEAR 2035 --------							
-------- YEAR 2036 --------							
-------- YEAR 2037 --------							
-------- YEAR 2038 --------							
-------- YEAR 2039 --------							
-------- YEAR 2040 --------							

EFFLUENT	6 HG (E)						
THERMAL UNIT	59	61	62	63	64	65	66
	ROCKP_IM	STUART	STUART	STUART	STUART	AMOS_AP	TANN 1-3
	2	1	2	3	4	3	1
-------- YEAR 2011 --------							
EMISSIONS DATA AT MAXIMUM	0.00	0.00	0.00	0.00	0.00	0.00	0.00
EMISSIONS DATA AT MINIMUM	0.00	0.00	0.00	0.00	0.00	0.00	0.00
EMISSIONS DATA PROFILE	0	0	0	0	0	0	0
-------- YEAR 2012 --------							
-------- YEAR 2013 --------							
-------- YEAR 2014 --------							
-------- YEAR 2015 --------							
-------- YEAR 2016 --------							
-------- YEAR 2017 --------							

-------- YEAR 2018 --------

-------- YEAR 2019 --------

-------- YEAR 2020 --------

-------- YEAR 2021 --------

-------- YEAR 2022 --------

-------- YEAR 2023 --------

-------- YEAR 2024 --------

-------- YEAR 2025 --------

-------- YEAR 2026 --------

-------- YEAR 2027 --------

-------- YEAR 2028 --------

-------- YEAR 2029 --------

-------- YEAR 2030 --------

-------- YEAR 2031 --------

-------- YEAR 2032 --------

-------- YEAR 2033 --------

-------- YEAR 2034 --------

-------- YEAR 2035 --------

-------- YEAR 2036 --------

-------- YEAR 2037 --------

-------- YEAR 2038 --------

-------- YEAR 2039 --------

-------- YEAR 2040 --------

EFFLUENT	6 HG (E)						
THERMAL UNIT	67	68	69	70	71	72	73
	TANN 1-3	TANN 1-3	TANN 4	ZIMMER	ROBTMONE	ROBTMONE	ROBTMONE
	2	3	4	1	1	2	3
-------- YEAR 2011 --------							
EMISSIONS DATA AT MAXIMUM	0.00	0.00	0.00	0.00	0.00	0.00	0.00
EMISSIONS DATA AT MINIMUM	0.00	0.00	0.00	0.00	0.00	0.00	0.00
EMISSIONS DATA PROFILE	0	0	0	0	0	0	0

-------- YEAR 2012 --------

-------- YEAR 2013 --------

-------- YEAR 2014 --------

NOTE: DATA DISPLAYED AFTER 2011 ONLY IF
VALUE CHANGED FROM PREVIOUS YEAR.

AEP EAST
GENERATION AND FUEL MODULE
INPUT SUMMARY REPORT

QUALIFIER = GAF.INPUT.THERMAL UNIT.

EFFLUENT THERMAL UNIT	6 HG (E) 67 TANN 1-3 2	68 TANN 1-3 3	69 TANN 4 4	70 ZIMMER 1	71 ROBTMONE 1	72 ROBTMONE 2	73 ROBTMONE 3
-------- YEAR 2015 --------							
-------- YEAR 2016 --------							
-------- YEAR 2017 --------							
-------- YEAR 2018 --------							
-------- YEAR 2019 --------							
-------- YEAR 2020 --------							
-------- YEAR 2021 --------							
-------- YEAR 2022 --------							
-------- YEAR 2023 --------							
-------- YEAR 2024 --------							
-------- YEAR 2025 --------							
-------- YEAR 2026 --------							
-------- YEAR 2027 --------							
-------- YEAR 2028 --------							
-------- YEAR 2029 --------							
-------- YEAR 2030 --------							
-------- YEAR 2031 --------							
-------- YEAR 2032 --------							
-------- YEAR 2033 --------							
-------- YEAR 2034 --------							
-------- YEAR 2035 --------							
-------- YEAR 2036 --------							
-------- YEAR 2037 --------							
-------- YEAR 2038 --------							
-------- YEAR 2039 --------							
-------- YEAR 2040 --------							

EFFLUENT THERMAL UNIT	6 HG (E) 75 CEREDO 1	76 CEREDO 2	77 CEREDO 3	78 CEREDO 4	79 CEREDO 5	80 CEREDO 6	81 DARBY 1
-------- YEAR 2011 --------							
EMISSIONS DATA AT MAXIMUM	0.00	0.00	0.00	0.00	0.00	0.00	0.00
EMISSIONS DATA AT MINIMUM	0.00	0.00	0.00	0.00	0.00	0.00	0.00
EMISSIONS DATA PROFILE	0	0	0	0	0	0	0
-------- YEAR 2012 --------							
-------- YEAR 2013 --------							
-------- YEAR 2014 --------							
-------- YEAR 2015 --------							
-------- YEAR 2016 --------							
-------- YEAR 2017 --------							
-------- YEAR 2018 --------							
-------- YEAR 2019 --------							
-------- YEAR 2020 --------							
-------- YEAR 2021 --------							
-------- YEAR 2022 --------							
-------- YEAR 2023 --------							
-------- YEAR 2024 --------							
-------- YEAR 2025 --------							
-------- YEAR 2026 --------							
-------- YEAR 2027 --------							

-------- YEAR 2028 --------

-------- YEAR 2029 --------

-------- YEAR 2030 --------

-------- YEAR 2031 --------

-------- YEAR 2032 --------

-------- YEAR 2033 --------

-------- YEAR 2034 --------

-------- YEAR 2035 --------

-------- YEAR 2036 --------

-------- YEAR 2037 --------

-------- YEAR 2038 --------

-------- YEAR 2039 --------

-------- YEAR 2040 --------

EFFLUENT	6 HG (E)						
THERMAL UNIT	82	83	84	85	86	87	88
	DARBY	DARBY	DARBY	DARBY	DARBY	LWBG WIN	LWBG WIN
	2	3	4	5	6	1	2
-------- YEAR 2011 --------							
EMISSIONS DATA AT MAXIMUM	0.00	0.00	0.00	0.00	0.00	0.00	0.00
EMISSIONS DATA AT MINIMUM	0.00	0.00	0.00	0.00	0.00	0.00	0.00
EMISSIONS DATA PROFILE	0	0	0	0	0	0	0

-------- YEAR 2012 --------

-------- YEAR 2013 --------

-------- YEAR 2014 --------

-------- YEAR 2015 --------

-------- YEAR 2016 --------

-------- YEAR 2017 --------

-------- YEAR 2018 --------

-------- YEAR 2019 --------

-------- YEAR 2020 --------

-------- YEAR 2021 --------

-------- YEAR 2022 --------

-------- YEAR 2023 --------

-------- YEAR 2024 --------

NOTE: DATA DISPLAYED AFTER 2011 ONLY IF
VALUE CHANGED FROM PREVIOUS YEAR.

AEP EAST
GENERATION AND FUEL MODULE
INPUT SUMMARY REPORT

QUALIFIER = GAF.INPUT.THERMAL UNIT.

EFFLUENT	6 HG (E)						
THERMAL UNIT	82	83	84	85	86	87	88
	DARBY	DARBY	DARBY	DARBY	DARBY	LWBG WIN	LWBG WIN
	2	3	4	5	6	1	2
-------- YEAR 2025 --------							
-------- YEAR 2026 --------							
-------- YEAR 2027 --------							
-------- YEAR 2028 --------							
-------- YEAR 2029 --------							
-------- YEAR 2030 --------							
-------- YEAR 2031 --------							
-------- YEAR 2032 --------							
-------- YEAR 2033 --------							
-------- YEAR 2034 --------							
-------- YEAR 2035 --------							
-------- YEAR 2036 --------							
-------- YEAR 2037 --------							
-------- YEAR 2038 --------							
-------- YEAR 2039 --------							
-------- YEAR 2040 --------							

EFFLUENT	6 HG (E)						
THERMAL UNIT	89	90	91	92	93	94	101
	LWBG SMR	LWBG SMR	WATR CC	WATR2	DRESDEN	DRESD2	NUCLEAR
	1	2	1	1	1	1	1
-------- YEAR 2011 --------							
EMISSIONS DATA AT MAXIMUM	0.00	0.00	0.00	0.00	0.00	0.00	0.00
EMISSIONS DATA AT MINIMUM	0.00	0.00	0.00	0.00	0.00	0.00	0.00
EMISSIONS DATA PROFILE	0	0	0	0	0	0	0
-------- YEAR 2012 --------							
-------- YEAR 2013 --------							
-------- YEAR 2014 --------							
-------- YEAR 2015 --------							
-------- YEAR 2016 --------							
-------- YEAR 2017 --------							
-------- YEAR 2018 --------							
-------- YEAR 2019 --------							
-------- YEAR 2020 --------							
-------- YEAR 2021 --------							
-------- YEAR 2022 --------							
-------- YEAR 2023 --------							
-------- YEAR 2024 --------							
-------- YEAR 2025 --------							
-------- YEAR 2026 --------							
-------- YEAR 2027 --------							
-------- YEAR 2028 --------							
-------- YEAR 2029 --------							
-------- YEAR 2030 --------							
-------- YEAR 2031 --------							
-------- YEAR 2032 --------							
-------- YEAR 2033 --------							
-------- YEAR 2034 --------							
-------- YEAR 2035 --------							
-------- YEAR 2036 --------							
-------- YEAR 2037 --------							

-------- YEAR 2038 --------

-------- YEAR 2039 --------

-------- YEAR 2040 --------

EFFLUENT THERMAL UNIT	6 HG (E) 102 UPC_NCCS 1	103 PC_UL_SU 1	104 UPC_RCCS 1	105 IGC_NCCS 1	106 IGCC GE 1	107 IGC_RCCS 1	108 CC 2X1FB 1
-------- YEAR 2011 --------							
EMISSIONS DATA AT MAXIMUM	0.00	0.00	0.00	0.00	0.00	0.00	0.00
EMISSIONS DATA AT MINIMUM	0.00	0.00	0.00	0.00	0.00	0.00	0.00
EMISSIONS DATA PROFILE	0	0	0	0	0	0	0

-------- YEAR 2012 --------

-------- YEAR 2013 --------

-------- YEAR 2014 --------

-------- YEAR 2015 --------

-------- YEAR 2016 --------

-------- YEAR 2017 --------

-------- YEAR 2018 --------

-------- YEAR 2019 --------

-------- YEAR 2020 --------

-------- YEAR 2021 --------

-------- YEAR 2022 --------

-------- YEAR 2023 --------

-------- YEAR 2024 --------

-------- YEAR 2025 --------

-------- YEAR 2026 --------

-------- YEAR 2027 --------

-------- YEAR 2028 --------

-------- YEAR 2029 --------

-------- YEAR 2030 --------

-------- YEAR 2031 --------

-------- YEAR 2032 --------

-------- YEAR 2033 --------

-------- YEAR 2034 --------

NOTE: DATA DISPLAYED AFTER 2011 ONLY IF
VALUE CHANGED FROM PREVIOUS YEAR.

AEP EAST
GENERATION AND FUEL MODULE
INPUT SUMMARY REPORT

QUALIFIER = GAF.INPUT.THERMAL UNIT.

EFFLUENT	6 HG (E)						
THERMAL UNIT	102	103	104	105	106	107	108
	UPC_NCCS	PC_UL_SU	UPC_RCCS	IGC_NCCS	IGCC GE	IGC_RCCS	CC 2X1FB
	1	1	1	1	1	1	1
-------- YEAR 2035 --------							
-------- YEAR 2036 --------							
-------- YEAR 2037 --------							
-------- YEAR 2038 --------							
-------- YEAR 2039 --------							
-------- YEAR 2040 --------							

EFFLUENT	6 HG (E)						
THERMAL UNIT	109	110	111	114	115	124	125
	CC 2x1FA	CC 1x17H	BS2_CC	CT GE7FA	CT_GE7EA	BS2_FGD	BS1_FGD
	1	1	1	1	1	2	1
-------- YEAR 2011 --------							
EMISSIONS DATA AT MAXIMUM	0.00	0.00	0.00	0.00	0.00	0.00	0.01
EMISSIONS DATA AT MINIMUM	0.00	0.00	0.00	0.00	0.00	0.00	0.01
EMISSIONS DATA PROFILE	0	0	0	0	0	0	0
-------- YEAR 2012 --------							
-------- YEAR 2013 --------							
-------- YEAR 2014 --------							
-------- YEAR 2015 --------							
-------- YEAR 2016 --------							
-------- YEAR 2017 --------							
-------- YEAR 2018 --------							
-------- YEAR 2019 --------							
-------- YEAR 2020 --------							
-------- YEAR 2021 --------							
-------- YEAR 2022 --------							
-------- YEAR 2023 --------							
-------- YEAR 2024 --------							
-------- YEAR 2025 --------							
-------- YEAR 2026 --------							
-------- YEAR 2027 --------							
-------- YEAR 2028 --------							
-------- YEAR 2029 --------							
-------- YEAR 2030 --------							
-------- YEAR 2031 --------							
-------- YEAR 2032 --------							
-------- YEAR 2033 --------							
-------- YEAR 2034 --------							
-------- YEAR 2035 --------							
-------- YEAR 2036 --------							
-------- YEAR 2037 --------							
-------- YEAR 2038 --------							
-------- YEAR 2039 --------							
-------- YEAR 2040 --------							

EFFLUENT	6 HG (E)						
THERMAL UNIT	126	127	129	130	131	132	133
	CSV5_SCR	CSV6_SCR	CR1_NGCC	CR2_NGCC	MR5_NGCC	MR5_FGD	RP1D_IM
	5	6	1	2	5	5	1
-------- YEAR 2011 --------							
EMISSIONS DATA AT MAXIMUM	0.00	0.00	0.00	0.00	0.00	0.00	0.00
EMISSIONS DATA AT MINIMUM	0.00	0.00	0.00	0.00	0.00	0.00	0.00
EMISSIONS DATA PROFILE	0	0	0	0	0	0	0
-------- YEAR 2012 --------							
-------- YEAR 2013 --------							

-------- YEAR 2014 --------

-------- YEAR 2015 --------

-------- YEAR 2016 --------

-------- YEAR 2017 --------

-------- YEAR 2018 --------

-------- YEAR 2019 --------

-------- YEAR 2020 --------

-------- YEAR 2021 --------

-------- YEAR 2022 --------

-------- YEAR 2023 --------

-------- YEAR 2024 --------

-------- YEAR 2025 --------

-------- YEAR 2026 --------

-------- YEAR 2027 --------

-------- YEAR 2028 --------

-------- YEAR 2029 --------

-------- YEAR 2030 --------

-------- YEAR 2031 --------

-------- YEAR 2032 --------

-------- YEAR 2033 --------

-------- YEAR 2034 --------

-------- YEAR 2035 --------

-------- YEAR 2036 --------

-------- YEAR 2037 --------

-------- YEAR 2038 --------

-------- YEAR 2039 --------

-------- YEAR 2040 --------

EFFLUENT	6 HG (E)						
THERMAL UNIT	134	135	136	137	144	145	146
	RP2D_IM	TAN4_FGD	RP1D_KP	RP2D_KP	TC4_ESP	A390% AP	A390%OP
	2	4	1	2	4	3	3
-------- YEAR 2011 --------							
EMISSIONS DATA AT MAXIMUM	0.00	0.00	0.00	0.00	0.00	0.00	0.00
EMISSIONS DATA AT MINIMUM	0.00	0.00	0.00	0.00	0.00	0.00	0.00

NOTE: DATA DISPLAYED AFTER 2011 ONLY IF
VALUE CHANGED FROM PREVIOUS YEAR.

AEP EAST
GENERATION AND FUEL MODULE
INPUT SUMMARY REPORT

QUALIFIER = GAF.INPUT.THERMAL UNIT.

EFFLUENT THERMAL UNIT	6 HG (E) 134 RP2D_IM 2	135 TAN4_FGD 4	136 RP1D_KP 1	137 RP2D_KP 2	144 TC4_ESP 4	145 A390% AP 3	146 A390%OP 3
-------- YEAR 2011 --------							
EMISSIONS DATA PROFILE	0	0	0	0	0	0	0
-------- YEAR 2012 --------							
-------- YEAR 2013 --------							
-------- YEAR 2014 --------							
-------- YEAR 2015 --------							
-------- YEAR 2016 --------							
-------- YEAR 2017 --------							
-------- YEAR 2018 --------							
-------- YEAR 2019 --------							
-------- YEAR 2020 --------							
-------- YEAR 2021 --------							
-------- YEAR 2022 --------							
-------- YEAR 2023 --------							
-------- YEAR 2024 --------							
-------- YEAR 2025 --------							
-------- YEAR 2026 --------							
-------- YEAR 2027 --------							
-------- YEAR 2028 --------							
-------- YEAR 2029 --------							
-------- YEAR 2030 --------							
-------- YEAR 2031 --------							
-------- YEAR 2032 --------							
-------- YEAR 2033 --------							
-------- YEAR 2034 --------							
-------- YEAR 2035 --------							
-------- YEAR 2036 --------							
-------- YEAR 2037 --------							
-------- YEAR 2038 --------							
-------- YEAR 2039 --------							
-------- YEAR 2040 --------							

EFFLUENT THERMAL UNIT	6 HG (E) 147 MTN_90% 1	148 RPT1_90% 1	149 RPT2_90% 2	150 GV1_90% 1	151 GV2_90% 2	153 MTN_18% 1	154 CC_FA_KP 1
-------- YEAR 2011 --------							
EMISSIONS DATA AT MAXIMUM	0.00	0.00	0.00	0.00	0.00	0.00	0.00
EMISSIONS DATA AT MINIMUM	0.00	0.00	0.00	0.00	0.00	0.00	0.00
EMISSIONS DATA PROFILE	0	0	0	0	0	0	0
-------- YEAR 2012 --------							
-------- YEAR 2013 --------							
-------- YEAR 2014 --------							
-------- YEAR 2015 --------							
-------- YEAR 2016 --------							
-------- YEAR 2017 --------							
-------- YEAR 2018 --------							
-------- YEAR 2019 --------							
-------- YEAR 2020 --------							
-------- YEAR 2021 --------							
-------- YEAR 2022 --------							
-------- YEAR 2023 --------							

-------- YEAR 2024 --------

-------- YEAR 2025 --------

-------- YEAR 2026 --------

-------- YEAR 2027 --------

-------- YEAR 2028 --------

-------- YEAR 2029 --------

-------- YEAR 2030 --------

-------- YEAR 2031 --------

-------- YEAR 2032 --------

-------- YEAR 2033 --------

-------- YEAR 2034 --------

-------- YEAR 2035 --------

-------- YEAR 2036 --------

-------- YEAR 2037 --------

-------- YEAR 2038 --------

-------- YEAR 2039 --------

-------- YEAR 2040 --------

EFFLUENT	6 HG (E)						
THERMAL UNIT	155	156	157	158	159	160	161
	CT_OHIO	CC_OH	CT_I&M	CC_I&M	CT_APCO	CC_APCO	CT_KPCO
	1	1	1	1	1	1	1
-------- YEAR 2011 --------							
EMISSIONS DATA AT MAXIMUM	0.00	0.00	0.00	0.00	0.00	0.00	0.00
EMISSIONS DATA AT MINIMUM	0.00	0.00	0.00	0.00	0.00	0.00	0.00
EMISSIONS DATA PROFILE	0	0	0	0	0	0	0

-------- YEAR 2012 --------

-------- YEAR 2013 --------

-------- YEAR 2014 --------

-------- YEAR 2015 --------

-------- YEAR 2016 --------

-------- YEAR 2017 --------

-------- YEAR 2018 --------

-------- YEAR 2019 --------

-------- YEAR 2020 --------

NOTE: DATA DISPLAYED AFTER 2011 ONLY IF
VALUE CHANGED FROM PREVIOUS YEAR.

AEP EAST
GENERATION AND FUEL MODULE
INPUT SUMMARY REPORT

QUALIFIER = GAF.INPUT.THERMAL UNIT.

EFFLUENT THERMAL UNIT	6 HG (E) 155 CT_OHIO 1	156 CC_OH 1	157 CT_I&M 1	158 CC_I&M 1	159 CT_APCO 1	160 CC_APCO 1	161 CT_KPCO 1
-------- YEAR 2021 --------							
-------- YEAR 2022 --------							
-------- YEAR 2023 --------							
-------- YEAR 2024 --------							
-------- YEAR 2025 --------							
-------- YEAR 2026 --------							
-------- YEAR 2027 --------							
-------- YEAR 2028 --------							
-------- YEAR 2029 --------							
-------- YEAR 2030 --------							
-------- YEAR 2031 --------							
-------- YEAR 2032 --------							
-------- YEAR 2033 --------							
-------- YEAR 2034 --------							
-------- YEAR 2035 --------							
-------- YEAR 2036 --------							
-------- YEAR 2037 --------							
-------- YEAR 2038 --------							
-------- YEAR 2039 --------							
-------- YEAR 2040 --------							

EFFLUENT THERMAL UNIT	6 HG (E) 162 CC_KPCO 1	163 BS2 FGD 1	164 BS2 FGD 5	165 BS2 FGD 22	166 BS2 FGD 23	168 IGCC AP 1	169 PC_UL_AP 1
-------- YEAR 2011 --------							
EMISSIONS DATA AT MAXIMUM	0.00	0.01	0.01	0.01	0.01	0.00	0.00
EMISSIONS DATA AT MINIMUM	0.00	0.01	0.01	0.01	0.01	0.00	0.00
EMISSIONS DATA PROFILE	0	0	0	0	0	0	0
-------- YEAR 2012 --------							
-------- YEAR 2013 --------							
-------- YEAR 2014 --------							
-------- YEAR 2015 --------							
-------- YEAR 2016 --------							
-------- YEAR 2017 --------							
-------- YEAR 2018 --------							
-------- YEAR 2019 --------							
-------- YEAR 2020 --------							
-------- YEAR 2021 --------							
-------- YEAR 2022 --------							
-------- YEAR 2023 --------							
-------- YEAR 2024 --------							
-------- YEAR 2025 --------							
-------- YEAR 2026 --------							
-------- YEAR 2027 --------							
-------- YEAR 2028 --------							
-------- YEAR 2029 --------							
-------- YEAR 2030 --------							
-------- YEAR 2031 --------							
-------- YEAR 2032 --------							
-------- YEAR 2033 --------							

-------- YEAR 2034 --------

-------- YEAR 2035 --------

-------- YEAR 2036 --------

-------- YEAR 2037 --------

-------- YEAR 2038 --------

-------- YEAR 2039 --------

-------- YEAR 2040 --------

EFFLUENT	6 HG (E)						
THERMAL UNIT	170	171	172	173	174	175	176
	Nuke_AP	IGCC IM	PC_UL_IM	NUKE_IM	IGCC KP	PC_UL_KP	NUKE_KP
	1	1	1	1	1	1	1
-------- YEAR 2011 --------							
EMISSIONS DATA AT MAXIMUM	0.00	0.00	0.00	0.00	0.00	0.00	0.00
EMISSIONS DATA AT MINIMUM	0.00	0.00	0.00	0.00	0.00	0.00	0.00
EMISSIONS DATA PROFILE	0	0	0	0	0	0	0

-------- YEAR 2012 --------

-------- YEAR 2013 --------

-------- YEAR 2014 --------

-------- YEAR 2015 --------

-------- YEAR 2016 --------

-------- YEAR 2017 --------

-------- YEAR 2018 --------

-------- YEAR 2019 --------

-------- YEAR 2020 --------

-------- YEAR 2021 --------

-------- YEAR 2022 --------

-------- YEAR 2023 --------

-------- YEAR 2024 --------

-------- YEAR 2025 --------

-------- YEAR 2026 --------

-------- YEAR 2027 --------

-------- YEAR 2028 --------

-------- YEAR 2029 --------

-------- YEAR 2030 --------

NOTE: DATA DISPLAYED AFTER 2011 ONLY IF
VALUE CHANGED FROM PREVIOUS YEAR.

AEP EAST
GENERATION AND FUEL MODULE
INPUT SUMMARY REPORT

QUALIFIER = GAF.INPUT.THERMAL UNIT.

EFFLUENT	6 HG (E)						
THERMAL UNIT	170	171	172	173	174	175	176
	Nuke_AP	IGCC IM	PC_UL_IM	NUKE_IM	IGCC KP	PC_UL_KP	NUKE_KP
	1	1	1	1	1	1	1
-------- YEAR 2031 --------							
-------- YEAR 2032 --------							
-------- YEAR 2033 --------							
-------- YEAR 2034 --------							
-------- YEAR 2035 --------							
-------- YEAR 2036 --------							
-------- YEAR 2037 --------							
-------- YEAR 2038 --------							
-------- YEAR 2039 --------							
-------- YEAR 2040 --------							

EFFLUENT	6 HG (E)						
THERMAL UNIT	177	178	179	181	182	183	184
	IGCC OH	PC_UL_OH	NUKE OH	RP1D_03	RP1D_04	RP1D_08	RP1D_20
	1	1	1	1	1	1	1
-------- YEAR 2011 --------							
EMISSIONS DATA AT MAXIMUM	0.00	0.00	0.00	0.00	0.00	0.00	0.00
EMISSIONS DATA AT MINIMUM	0.00	0.00	0.00	0.00	0.00	0.00	0.00
EMISSIONS DATA PROFILE	0	0	0	0	0	0	0
-------- YEAR 2012 --------							
-------- YEAR 2013 --------							
-------- YEAR 2014 --------							
-------- YEAR 2015 --------							
-------- YEAR 2016 --------							
-------- YEAR 2017 --------							
-------- YEAR 2018 --------							
-------- YEAR 2019 --------							
-------- YEAR 2020 --------							
-------- YEAR 2021 --------							
-------- YEAR 2022 --------							
-------- YEAR 2023 --------							
-------- YEAR 2024 --------							
-------- YEAR 2025 --------							
-------- YEAR 2026 --------							
-------- YEAR 2027 --------							
-------- YEAR 2028 --------							
-------- YEAR 2029 --------							
-------- YEAR 2030 --------							
-------- YEAR 2031 --------							
-------- YEAR 2032 --------							
-------- YEAR 2033 --------							
-------- YEAR 2034 --------							
-------- YEAR 2035 --------							
-------- YEAR 2036 --------							
-------- YEAR 2037 --------							
-------- YEAR 2038 --------							
-------- YEAR 2039 --------							
-------- YEAR 2040 --------							

EFFLUENT	6 HG (E)						
THERMAL UNIT	186	187	188	189	190	191	201
	RP1TR_IM	RP2TR_IM	RP1TR_KP	RP2TR_KP	T4_TRONA	T4_TRCCR	
	1	2	1	2	4	4	0
-------- YEAR 2011 --------							

EMISSIONS DATA AT MAXIMUM	0.00	0.00	0.00	0.00	0.00	0.00	0.00
EMISSIONS DATA AT MINIMUM	0.00	0.00	0.00	0.00	0.00	0.00	0.00
EMISSIONS DATA PROFILE	0	0	0	0	0	0	0

-------- YEAR 2012 --------

-------- YEAR 2013 --------

-------- YEAR 2014 --------

-------- YEAR 2015 --------

-------- YEAR 2016 --------

-------- YEAR 2017 --------

-------- YEAR 2018 --------

-------- YEAR 2019 --------

-------- YEAR 2020 --------

-------- YEAR 2021 --------

-------- YEAR 2022 --------

-------- YEAR 2023 --------

-------- YEAR 2024 --------

-------- YEAR 2025 --------

-------- YEAR 2026 --------

-------- YEAR 2027 --------

-------- YEAR 2028 --------

-------- YEAR 2029 --------

-------- YEAR 2030 --------

-------- YEAR 2031 --------

-------- YEAR 2032 --------

-------- YEAR 2033 --------

-------- YEAR 2034 --------

-------- YEAR 2035 --------

-------- YEAR 2036 --------

-------- YEAR 2037 --------

-------- YEAR 2038 --------

-------- YEAR 2039 --------

-------- YEAR 2040 --------

NOTE: DATA DISPLAYED AFTER 2011 ONLY IF
VALUE CHANGED FROM PREVIOUS YEAR.

AEP EAST
GENERATION AND FUEL MODULE
INPUT SUMMARY REPORT

QUALIFIER = GAF.INPUT.THERMAL UNIT.

EFFLUENT	6 HG (E)						
THERMAL UNIT	223	224	228	229	230	231	232
	MR_STKR1	MR_STKR2	AMS3_SI	BS2_SI	MR5_CF	MR5_SI	RPT1_CF
	1	1	3	2	5	5	1
-------- YEAR 2011 --------							
EMISSIONS DATA AT MAXIMUM	0.01	0.01	0.00	0.00	0.01	0.01	0.00
EMISSIONS DATA AT MINIMUM	0.01	0.01	0.00	0.00	0.01	0.01	0.00
EMISSIONS DATA PROFILE	0	0	0	0	0	0	0
-------- YEAR 2012 --------							
-------- YEAR 2013 --------							
-------- YEAR 2014 --------							
-------- YEAR 2015 --------							
-------- YEAR 2016 --------							
-------- YEAR 2017 --------							
-------- YEAR 2018 --------							
-------- YEAR 2019 --------							
-------- YEAR 2020 --------							
-------- YEAR 2021 --------							
-------- YEAR 2022 --------							
-------- YEAR 2023 --------							
-------- YEAR 2024 --------							
-------- YEAR 2025 --------							
-------- YEAR 2026 --------							
-------- YEAR 2027 --------							
-------- YEAR 2028 --------							
-------- YEAR 2029 --------							
-------- YEAR 2030 --------							
-------- YEAR 2031 --------							
-------- YEAR 2032 --------							
-------- YEAR 2033 --------							
-------- YEAR 2034 --------							
-------- YEAR 2035 --------							
-------- YEAR 2036 --------							
-------- YEAR 2037 --------							
-------- YEAR 2038 --------							
-------- YEAR 2039 --------							
-------- YEAR 2040 --------							

EFFLUENT	6 HG (E)						
THERMAL UNIT	233	234	235	251	252	253	254
	RPT2_CF	RPT1_SI	RPT2_SI	DC1_HPT	DC1_IS	DC1_EFF	DC1_17
	2	1	2	1	1	1	1
-------- YEAR 2011 --------							
EMISSIONS DATA AT MAXIMUM	0.00	0.00	0.00	0.00	0.00	0.00	0.00
EMISSIONS DATA AT MINIMUM	0.00	0.00	0.00	0.00	0.00	0.00	0.00
EMISSIONS DATA PROFILE	0	0	0	0	0	0	0
-------- YEAR 2012 --------							
-------- YEAR 2013 --------							
-------- YEAR 2014 --------							
-------- YEAR 2015 --------							
-------- YEAR 2016 --------							
-------- YEAR 2017 --------							
-------- YEAR 2018 --------							
-------- YEAR 2019 --------							
-------- YEAR 2020 --------							
-------- YEAR 2021 --------							
-------- YEAR 2022 --------							

-------- YEAR 2023 --------

-------- YEAR 2024 --------

-------- YEAR 2025 --------

-------- YEAR 2026 --------

-------- YEAR 2027 --------

-------- YEAR 2028 --------

-------- YEAR 2029 --------

-------- YEAR 2030 --------

-------- YEAR 2031 --------

-------- YEAR 2032 --------

-------- YEAR 2033 --------

-------- YEAR 2034 --------

-------- YEAR 2035 --------

-------- YEAR 2036 --------

-------- YEAR 2037 --------

-------- YEAR 2038 --------

-------- YEAR 2039 --------

-------- YEAR 2040 --------

EFFLUENT	6 HG (E)						
THERMAL UNIT	255	257	258	259	260	269	270
	DC1_3800	DC2_HPT	DC2_EFF	DC2_SPU	DC2_3800	BIGSD_15	BIGSD_GP
	1	2	2	2	2	1	1
-------- YEAR 2011 --------							
EMISSIONS DATA AT MAXIMUM	0.00	0.00	0.00	0.00	0.00	0.01	0.01
EMISSIONS DATA AT MINIMUM	0.00	0.00	0.00	0.00	0.00	0.01	0.01
EMISSIONS DATA PROFILE	0	0	0	0	0	0	0

-------- YEAR 2012 --------

-------- YEAR 2013 --------

-------- YEAR 2014 --------

-------- YEAR 2015 --------

-------- YEAR 2016 --------

-------- YEAR 2017 --------

-------- YEAR 2018 --------

-------- YEAR 2019 --------

NOTE: DATA DISPLAYED AFTER 2011 ONLY IF
VALUE CHANGED FROM PREVIOUS YEAR.

AEP EAST
GENERATION AND FUEL MODULE
INPUT SUMMARY REPORT

QUALIFIER = GAF.INPUT.THERMAL UNIT.

EFFLUENT THERMAL UNIT	6 HG (E)						
	255	257	258	259	260	269	270
	DC1_3800	DC2_HPT	DC2_EFF	DC2_SPU	DC2_3800	BIGSD_15	BIGSD_GP
	1	2	2	2	2	1	1
-------- YEAR 2020 --------							
-------- YEAR 2021 --------							
-------- YEAR 2022 --------							
-------- YEAR 2023 --------							
-------- YEAR 2024 --------							
-------- YEAR 2025 --------							
-------- YEAR 2026 --------							
-------- YEAR 2027 --------							
-------- YEAR 2028 --------							
-------- YEAR 2029 --------							
-------- YEAR 2030 --------							
-------- YEAR 2031 --------							
-------- YEAR 2032 --------							
-------- YEAR 2033 --------							
-------- YEAR 2034 --------							
-------- YEAR 2035 --------							
-------- YEAR 2036 --------							
-------- YEAR 2037 --------							
-------- YEAR 2038 --------							
-------- YEAR 2039 --------							
-------- YEAR 2040 --------							

EFFLUENT THERMAL UNIT	6 HG (E)						
	271	272	273	274	275	276	277
	CLN_Q_HM	CLN_Q_15	CLN_Q_HM	CLN_Q_15	CLN_Q_HM	CLN_Q_15	CVL_3_HM
	1	1	2	2	3	3	3
-------- YEAR 2011 --------							
EMISSIONS DATA AT MAXIMUM	0.00	0.00	0.00	0.00	0.00	0.00	0.02
EMISSIONS DATA AT MINIMUM	0.00	0.00	0.00	0.00	0.00	0.00	0.02
EMISSIONS DATA PROFILE	0	0	0	0	0	0	0
-------- YEAR 2012 --------							
-------- YEAR 2013 --------							
-------- YEAR 2014 --------							
-------- YEAR 2015 --------							
-------- YEAR 2016 --------							
-------- YEAR 2017 --------							
-------- YEAR 2018 --------							
-------- YEAR 2019 --------							
-------- YEAR 2020 --------							
-------- YEAR 2021 --------							
-------- YEAR 2022 --------							
-------- YEAR 2023 --------							
-------- YEAR 2024 --------							
-------- YEAR 2025 --------							
-------- YEAR 2026 --------							
-------- YEAR 2027 --------							
-------- YEAR 2028 --------							
-------- YEAR 2029 --------							
-------- YEAR 2030 --------							
-------- YEAR 2031 --------							
-------- YEAR 2032 --------							

-------- YEAR 2033 --------

-------- YEAR 2034 --------

-------- YEAR 2035 --------

-------- YEAR 2036 --------

-------- YEAR 2037 --------

-------- YEAR 2038 --------

-------- YEAR 2039 --------

-------- YEAR 2040 --------

EFFLUENT	6 HG (E)						
THERMAL UNIT	278	279	280	281	282	283	284
	CVL_3_10	GLN_5_HM	GLN_5_15	GLN_6_HM	GLN_6_15	KMR_F_HM	KMR_F_GP
	3	5	5	6	6	1	1
-------- YEAR 2011 --------							
EMISSIONS DATA AT MAXIMUM	0.02	0.00	0.00	0.00	0.00	0.00	0.00
EMISSIONS DATA AT MINIMUM	0.02	0.00	0.00	0.00	0.00	0.00	0.00
EMISSIONS DATA PROFILE	0	0	0	0	0	0	0

-------- YEAR 2012 --------

-------- YEAR 2013 --------

-------- YEAR 2014 --------

-------- YEAR 2015 --------

-------- YEAR 2016 --------

-------- YEAR 2017 --------

-------- YEAR 2018 --------

-------- YEAR 2019 --------

-------- YEAR 2020 --------

-------- YEAR 2021 --------

-------- YEAR 2022 --------

-------- YEAR 2023 --------

-------- YEAR 2024 --------

-------- YEAR 2025 --------

-------- YEAR 2026 --------

-------- YEAR 2027 --------

-------- YEAR 2028 --------

-------- YEAR 2029 --------

NOTE: DATA DISPLAYED AFTER 2011 ONLY IF
VALUE CHANGED FROM PREVIOUS YEAR.

AEP EAST
GENERATION AND FUEL MODULE
INPUT SUMMARY REPORT

QUALIFIER = GAF.INPUT.THERMAL UNIT.

EFFLUENT	6 HG (E)						
THERMAL UNIT	278	279	280	281	282	283	284
	CVL_3_10	GLN_5_HM	GLN_5_15	GLN_6_HM	GLN_6_15	KMR_F_HM	KMR_F_GP
	3	5	5	6	6	1	1
-------- YEAR 2030 --------							
-------- YEAR 2031 --------							
-------- YEAR 2032 --------							
-------- YEAR 2033 --------							
-------- YEAR 2034 --------							
-------- YEAR 2035 --------							
-------- YEAR 2036 --------							
-------- YEAR 2037 --------							
-------- YEAR 2038 --------							
-------- YEAR 2039 --------							
-------- YEAR 2040 --------							

EFFLUENT	6 HG (E)						
THERMAL UNIT	285	286	287	288	289	290	291
	KMR_F_HM	KMR_F_GP	KMR_F_HM	KMR_F_GP	KWA_1_HM	KWA_1_15	KWA_2_HM
	2	2	3	3	1	1	2
-------- YEAR 2011 --------							
EMISSIONS DATA AT MAXIMUM	0.00	0.00	0.00	0.00	0.01	0.01	0.01
EMISSIONS DATA AT MINIMUM	0.00	0.00	0.00	0.00	0.01	0.01	0.01
EMISSIONS DATA PROFILE	0	0	0	0	0	0	0
-------- YEAR 2012 --------							
-------- YEAR 2013 --------							
-------- YEAR 2014 --------							
-------- YEAR 2015 --------							
-------- YEAR 2016 --------							
-------- YEAR 2017 --------							
-------- YEAR 2018 --------							
-------- YEAR 2019 --------							
-------- YEAR 2020 --------							
-------- YEAR 2021 --------							
-------- YEAR 2022 --------							
-------- YEAR 2023 --------							
-------- YEAR 2024 --------							
-------- YEAR 2025 --------							
-------- YEAR 2026 --------							
-------- YEAR 2027 --------							
-------- YEAR 2028 --------							
-------- YEAR 2029 --------							
-------- YEAR 2030 --------							
-------- YEAR 2031 --------							
-------- YEAR 2032 --------							
-------- YEAR 2033 --------							
-------- YEAR 2034 --------							
-------- YEAR 2035 --------							
-------- YEAR 2036 --------							
-------- YEAR 2037 --------							
-------- YEAR 2038 --------							
-------- YEAR 2039 --------							
-------- YEAR 2040 --------							

EFFLUENT	6 HG (E)						
THERMAL UNIT	292	293	294	295	296	297	298
	KWA_2_15	MSKR1_HM	MSKR1_12	MSKR2_HM	MSKR2_12	MSKR3_GP	MR3HM_12
	2	1	1	2	2	3	3

-------- YEAR 2011 --------

EMISSIONS DATA AT MAXIMUM	0.01	0.01	0.01	0.01	0.01	0.01	0.01
EMISSIONS DATA AT MINIMUM	0.01	0.01	0.01	0.01	0.01	0.01	0.01
EMISSIONS DATA PROFILE	0	0	0	0	0	0	0

-------- YEAR 2012 --------

-------- YEAR 2013 --------

-------- YEAR 2014 --------

-------- YEAR 2015 --------

-------- YEAR 2016 --------

-------- YEAR 2017 --------

-------- YEAR 2018 --------

-------- YEAR 2019 --------

-------- YEAR 2020 --------

-------- YEAR 2021 --------

-------- YEAR 2022 --------

-------- YEAR 2023 --------

-------- YEAR 2024 --------

-------- YEAR 2025 --------

-------- YEAR 2026 --------

-------- YEAR 2027 --------

-------- YEAR 2028 --------

-------- YEAR 2029 --------

-------- YEAR 2030 --------

-------- YEAR 2031 --------

-------- YEAR 2032 --------

-------- YEAR 2033 --------

-------- YEAR 2034 --------

-------- YEAR 2035 --------

-------- YEAR 2036 --------

-------- YEAR 2037 --------

-------- YEAR 2038 --------

-------- YEAR 2039 --------

NOTE: DATA DISPLAYED AFTER 2011 ONLY IF
VALUE CHANGED FROM PREVIOUS YEAR.

AEP EAST
GENERATION AND FUEL MODULE
INPUT SUMMARY REPORT

QUALIFIER = GAF.INPUT.THERMAL UNIT.

EFFLUENT	6 HG (E)						
THERMAL UNIT	292	293	294	295	296	297	298
	KWA_2_15	MSKR1_HM	MSKR1_12	MSKR2_HM	MSKR2_12	MSKR3_GP	MR3HM_12
	2	1	1	2	2	3	3
-------- YEAR 2040 --------							

EFFLUENT	6 HG (E)						
THERMAL UNIT	299	300	301	302	303	304	305
	MSKR4_GP	M4HM_12	PICWY_HM	PICWY_GP	SP1_F_HM	SP1_F_15	SP2_F_HM
	4	4	5	5	1	1	2
-------- YEAR 2011 --------							
EMISSIONS DATA AT MAXIMUM	0.01	0.01	0.02	0.02	0.00	0.00	0.00
EMISSIONS DATA AT MINIMUM	0.01	0.01	0.02	0.02	0.00	0.00	0.00
EMISSIONS DATA PROFILE	0	0	0	0	0	0	0
-------- YEAR 2012 --------							
-------- YEAR 2013 --------							
-------- YEAR 2014 --------							
-------- YEAR 2015 --------							
-------- YEAR 2016 --------							
-------- YEAR 2017 --------							
-------- YEAR 2018 --------							
-------- YEAR 2019 --------							
-------- YEAR 2020 --------							
-------- YEAR 2021 --------							
-------- YEAR 2022 --------							
-------- YEAR 2023 --------							
-------- YEAR 2024 --------							
-------- YEAR 2025 --------							
-------- YEAR 2026 --------							
-------- YEAR 2027 --------							
-------- YEAR 2028 --------							
-------- YEAR 2029 --------							
-------- YEAR 2030 --------							
-------- YEAR 2031 --------							
-------- YEAR 2032 --------							
-------- YEAR 2033 --------							
-------- YEAR 2034 --------							
-------- YEAR 2035 --------							
-------- YEAR 2036 --------							
-------- YEAR 2037 --------							
-------- YEAR 2038 --------							
-------- YEAR 2039 --------							
-------- YEAR 2040 --------							

EFFLUENT	6 HG (E)						
THERMAL UNIT	306	307	308	309	310	311	312
	SP2_F_15	SP3_Q_HM	SP3_Q_15	SP4_Q_HM	SP4_Q_15	SP5_HM	SP5_15
	2	3	3	4	4	5	5
-------- YEAR 2011 --------							
EMISSIONS DATA AT MAXIMUM	0.00	0.00	0.00	0.00	0.00	0.01	0.01
EMISSIONS DATA AT MINIMUM	0.00	0.00	0.00	0.00	0.00	0.01	0.01
EMISSIONS DATA PROFILE	0	0	0	0	0	0	0
-------- YEAR 2012 --------							
-------- YEAR 2013 --------							
-------- YEAR 2014 --------							
-------- YEAR 2015 --------							
-------- YEAR 2016 --------							
-------- YEAR 2017 --------							
-------- YEAR 2018 --------							

-------- YEAR 2019 --------

-------- YEAR 2020 --------

-------- YEAR 2021 --------

-------- YEAR 2022 --------

-------- YEAR 2023 --------

-------- YEAR 2024 --------

-------- YEAR 2025 --------

-------- YEAR 2026 --------

-------- YEAR 2027 --------

-------- YEAR 2028 --------

-------- YEAR 2029 --------

-------- YEAR 2030 --------

-------- YEAR 2031 --------

-------- YEAR 2032 --------

-------- YEAR 2033 --------

-------- YEAR 2034 --------

-------- YEAR 2035 --------

-------- YEAR 2036 --------

-------- YEAR 2037 --------

-------- YEAR 2038 --------

-------- YEAR 2039 --------

-------- YEAR 2040 --------

EFFLUENT	6 HG (E)						
THERMAL UNIT	313	314	315	316	317	318	319
	TNR_F_HM	TNR_F_15	TNR_F_HM	TNR_F_15	TNR_F_HM	TNR_F_15	PW_GP_15
	1	1	2	2	3	3	5
-------- YEAR 2011 --------							
EMISSIONS DATA AT MAXIMUM	0.00	0.00	0.00	0.00	0.00	0.00	0.02
EMISSIONS DATA AT MINIMUM	0.00	0.00	0.00	0.00	0.00	0.00	0.02
EMISSIONS DATA PROFILE	0	0	0	0	0	0	0

-------- YEAR 2012 --------

-------- YEAR 2013 --------

-------- YEAR 2014 --------

-------- YEAR 2015 --------

NOTE: DATA DISPLAYED AFTER 2011 ONLY IF
VALUE CHANGED FROM PREVIOUS YEAR.

AEP EAST
GENERATION AND FUEL MODULE
INPUT SUMMARY REPORT

QUALIFIER = GAF.INPUT.THERMAL UNIT.

EFFLUENT	6 HG (E)						
THERMAL UNIT	313	314	315	316	317	318	319
	TNR_F_HM	TNR_F_15	TNR_F_HM	TNR_F_15	TNR_F_HM	TNR_F_15	PW_GP_15
	1	1	2	2	3	3	5
-------- YEAR 2016 --------							
-------- YEAR 2017 --------							
-------- YEAR 2018 --------							
-------- YEAR 2019 --------							
-------- YEAR 2020 --------							
-------- YEAR 2021 --------							
-------- YEAR 2022 --------							
-------- YEAR 2023 --------							
-------- YEAR 2024 --------							
-------- YEAR 2025 --------							
-------- YEAR 2026 --------							
-------- YEAR 2027 --------							
-------- YEAR 2028 --------							
-------- YEAR 2029 --------							
-------- YEAR 2030 --------							
-------- YEAR 2031 --------							
-------- YEAR 2032 --------							
-------- YEAR 2033 --------							
-------- YEAR 2034 --------							
-------- YEAR 2035 --------							
-------- YEAR 2036 --------							
-------- YEAR 2037 --------							
-------- YEAR 2038 --------							
-------- YEAR 2039 --------							
-------- YEAR 2040 --------							

EFFLUENT	6 HG (E)						
THERMAL UNIT	320	364	500	501	502	503	958
	RHills 1		DUMMY_OP	DUMMY_IM	DUMMY_AP	DUMMY_KP	CC_KPCO
	1	0	0	0	0	0	958
-------- YEAR 2011 --------							
EMISSIONS DATA AT MAXIMUM	0.00	90.00	0.00	0.00	0.00	0.00	0.00
EMISSIONS DATA AT MINIMUM	0.00	90.00	0.00	0.00	0.00	0.00	0.00
EMISSIONS DATA PROFILE	0	0	0	0	0	0	0
-------- YEAR 2012 --------							
-------- YEAR 2013 --------							
-------- YEAR 2014 --------							
-------- YEAR 2015 --------							
-------- YEAR 2016 --------							
-------- YEAR 2017 --------							
-------- YEAR 2018 --------							
-------- YEAR 2019 --------							
-------- YEAR 2020 --------							
-------- YEAR 2021 --------							
-------- YEAR 2022 --------							
-------- YEAR 2023 --------							
-------- YEAR 2024 --------							
-------- YEAR 2025 --------							
-------- YEAR 2026 --------							
-------- YEAR 2027 --------							
-------- YEAR 2028 --------							

-------- YEAR 2029 --------

-------- YEAR 2030 --------

-------- YEAR 2031 --------

-------- YEAR 2032 --------

-------- YEAR 2033 --------

-------- YEAR 2034 --------

-------- YEAR 2035 --------

-------- YEAR 2036 --------

-------- YEAR 2037 --------

-------- YEAR 2038 --------

-------- YEAR 2039 --------

-------- YEAR 2040 --------

EFFLUENT	6 HG (E)						
THERMAL UNIT	959	960	961	962	963	964	965
	RP2D_KP	RP2D_IM	CSV6_SCR	CSV5_SCR	DUMMY_OP	DUMMY_OP	RP1D_03
	959	960	961	962	963	964	965
-------- YEAR 2011 --------							
EMISSIONS DATA AT MAXIMUM	0.00	0.00	0.00	0.00	0.00	0.00	0.00
EMISSIONS DATA AT MINIMUM	0.00	0.00	0.00	0.00	0.00	0.00	0.00
EMISSIONS DATA PROFILE	0	0	0	0	0	0	0

-------- YEAR 2012 --------

-------- YEAR 2013 --------

-------- YEAR 2014 --------

-------- YEAR 2015 --------

-------- YEAR 2016 --------

-------- YEAR 2017 --------

-------- YEAR 2018 --------

-------- YEAR 2019 --------

-------- YEAR 2020 --------

-------- YEAR 2021 --------

-------- YEAR 2022 --------

-------- YEAR 2023 --------

-------- YEAR 2024 --------

-------- YEAR 2025 --------

NOTE: DATA DISPLAYED AFTER 2011 ONLY IF
VALUE CHANGED FROM PREVIOUS YEAR.

AEP EAST
GENERATION AND FUEL MODULE
INPUT SUMMARY REPORT

QUALIFIER = GAF.INPUT.THERMAL UNIT.

EFFLUENT THERMAL UNIT	6 HG (E)						
	959	960	961	962	963	964	965
	RP2D_KP	RP2D_IM	CSV6_SCR	CSV5_SCR	DUMMY_OP	DUMMY_OP	RP1D_03
	959	960	961	962	963	964	965
-------- YEAR 2026 --------							
-------- YEAR 2027 --------							
-------- YEAR 2028 --------							
-------- YEAR 2029 --------							
-------- YEAR 2030 --------							
-------- YEAR 2031 --------							
-------- YEAR 2032 --------							
-------- YEAR 2033 --------							
-------- YEAR 2034 --------							
-------- YEAR 2035 --------							
-------- YEAR 2036 --------							
-------- YEAR 2037 --------							
-------- YEAR 2038 --------							
-------- YEAR 2039 --------							
-------- YEAR 2040 --------							

EFFLUENT THERMAL UNIT	6 HG (E)						
	966	967	968	969	970	971	972
	RP1D_KP	BS2 FGD	CR2_NGCC	CR1_NGCC	MR5_NGCC	DUMMY_OP	DUMMY_OP
	966	967	968	969	970	971	972
-------- YEAR 2011 --------							
EMISSIONS DATA AT MAXIMUM	0.00	0.01	0.00	0.00	0.00	0.00	0.00
EMISSIONS DATA AT MINIMUM	0.00	0.01	0.00	0.00	0.00	0.00	0.00
EMISSIONS DATA PROFILE	0	0	0	0	0	0	0
-------- YEAR 2012 --------							
-------- YEAR 2013 --------							
-------- YEAR 2014 --------							
-------- YEAR 2015 --------							
-------- YEAR 2016 --------							
-------- YEAR 2017 --------							
-------- YEAR 2018 --------							
-------- YEAR 2019 --------							
-------- YEAR 2020 --------							
-------- YEAR 2021 --------							
-------- YEAR 2022 --------							
-------- YEAR 2023 --------							
-------- YEAR 2024 --------							
-------- YEAR 2025 --------							
-------- YEAR 2026 --------							
-------- YEAR 2027 --------							
-------- YEAR 2028 --------							
-------- YEAR 2029 --------							
-------- YEAR 2030 --------							
-------- YEAR 2031 --------							
-------- YEAR 2032 --------							
-------- YEAR 2033 --------							
-------- YEAR 2034 --------							
-------- YEAR 2035 --------							
-------- YEAR 2036 --------							
-------- YEAR 2037 --------							
-------- YEAR 2038 --------							

-------- YEAR 2039 --------

-------- YEAR 2040 --------

EFFLUENT	6 HG (E)						
THERMAL UNIT	973	974	975	976	977	978	979
	DUMMY_OP	DUMMY_OP	DUMMY_OP	DUMMY_OP	DUMMY_OP	DUMMY_OP	DUMMY_OP
	973	974	975	976	977	978	979
-------- YEAR 2011 --------							
EMISSIONS DATA AT MAXIMUM	0.00	0.00	0.00	0.00	0.00	0.00	0.00
EMISSIONS DATA AT MINIMUM	0.00	0.00	0.00	0.00	0.00	0.00	0.00
EMISSIONS DATA PROFILE	0	0	0	0	0	0	0

-------- YEAR 2012 --------

-------- YEAR 2013 --------

-------- YEAR 2014 --------

-------- YEAR 2015 --------

-------- YEAR 2016 --------

-------- YEAR 2017 --------

-------- YEAR 2018 --------

-------- YEAR 2019 --------

-------- YEAR 2020 --------

-------- YEAR 2021 --------

-------- YEAR 2022 --------

-------- YEAR 2023 --------

-------- YEAR 2024 --------

-------- YEAR 2025 --------

-------- YEAR 2026 --------

-------- YEAR 2027 --------

-------- YEAR 2028 --------

-------- YEAR 2029 --------

-------- YEAR 2030 --------

-------- YEAR 2031 --------

-------- YEAR 2032 --------

-------- YEAR 2033 --------

-------- YEAR 2034 --------

-------- YEAR 2035 --------

NOTE: DATA DISPLAYED AFTER 2011 ONLY IF
VALUE CHANGED FROM PREVIOUS YEAR.

AEP EAST
GENERATION AND FUEL MODULE
INPUT SUMMARY REPORT

QUALIFIER = GAF.INPUT.THERMAL UNIT.

EFFLUENT	6 HG (E)						
THERMAL UNIT	973	974	975	976	977	978	979
	DUMMY_OP	DUMMY_OP	DUMMY_OP	DUMMY_OP	DUMMY_OP	DUMMY_OP	DUMMY_OP
	973	974	975	976	977	978	979
-------- YEAR 2036 --------							
-------- YEAR 2037 --------							
-------- YEAR 2038 --------							
-------- YEAR 2039 --------							
-------- YEAR 2040 --------							

EFFLUENT	6 HG (E)						
THERMAL UNIT	980	981	982	983	984	985	986
	DUMMY_OP	DUMMY_OP	DUMMY_OP	DUMMY_OP	DUMMY_OP	DUMMY_OP	DUMMY_OP
	980	981	982	983	984	985	986
-------- YEAR 2011 --------							
EMISSIONS DATA AT MAXIMUM	0.00	0.00	0.00	0.00	0.00	0.00	0.00
EMISSIONS DATA AT MINIMUM	0.00	0.00	0.00	0.00	0.00	0.00	0.00
EMISSIONS DATA PROFILE	0	0	0	0	0	0	0
-------- YEAR 2012 --------							
-------- YEAR 2013 --------							
-------- YEAR 2014 --------							
-------- YEAR 2015 --------							
-------- YEAR 2016 --------							
-------- YEAR 2017 --------							
-------- YEAR 2018 --------							
-------- YEAR 2019 --------							
-------- YEAR 2020 --------							
-------- YEAR 2021 --------							
-------- YEAR 2022 --------							
-------- YEAR 2023 --------							
-------- YEAR 2024 --------							
-------- YEAR 2025 --------							
-------- YEAR 2026 --------							
-------- YEAR 2027 --------							
-------- YEAR 2028 --------							
-------- YEAR 2029 --------							
-------- YEAR 2030 --------							
-------- YEAR 2031 --------							
-------- YEAR 2032 --------							
-------- YEAR 2033 --------							
-------- YEAR 2034 --------							
-------- YEAR 2035 --------							
-------- YEAR 2036 --------							
-------- YEAR 2037 --------							
-------- YEAR 2038 --------							
-------- YEAR 2039 --------							
-------- YEAR 2040 --------							

EFFLUENT	6 HG (E)						
THERMAL UNIT	987	988	989	990	991	992	993
	DUMMY_OP	DUMMY_OP	DUMMY_OP	DUMMY_OP	DUMMY_OP	DUMMY_OP	DUMMY_OP
	987	988	989	990	991	992	993
-------- YEAR 2011 --------							
EMISSIONS DATA AT MAXIMUM	0.00	0.00	0.00	0.00	0.00	0.00	0.00
EMISSIONS DATA AT MINIMUM	0.00	0.00	0.00	0.00	0.00	0.00	0.00
EMISSIONS DATA PROFILE	0	0	0	0	0	0	0
-------- YEAR 2012 --------							
-------- YEAR 2013 --------							
-------- YEAR 2014 --------							

-------- YEAR 2015 --------

-------- YEAR 2016 --------

-------- YEAR 2017 --------

-------- YEAR 2018 --------

-------- YEAR 2019 --------

-------- YEAR 2020 --------

-------- YEAR 2021 --------

-------- YEAR 2022 --------

-------- YEAR 2023 --------

-------- YEAR 2024 --------

-------- YEAR 2025 --------

-------- YEAR 2026 --------

-------- YEAR 2027 --------

-------- YEAR 2028 --------

-------- YEAR 2029 --------

-------- YEAR 2030 --------

-------- YEAR 2031 --------

-------- YEAR 2032 --------

-------- YEAR 2033 --------

-------- YEAR 2034 --------

-------- YEAR 2035 --------

-------- YEAR 2036 --------

-------- YEAR 2037 --------

-------- YEAR 2038 --------

-------- YEAR 2039 --------

-------- YEAR 2040 --------

EFFLUENT	6 HG (E)					
THERMAL UNIT	994	995	996	997	998	999
	DUMMY_OP	DUMMY_OP	T4_TRONA	RP2TR_KP	RP2TR_IM	DUMMY_OP
	994	995	996	997	998	999
-------- YEAR 2011 --------						
EMISSIONS DATA AT MAXIMUM	0.00	0.00	0.00	0.00	0.00	0.00
EMISSIONS DATA AT MINIMUM	0.00	0.00	0.00	0.00	0.00	0.00
EMISSIONS DATA PROFILE	0	0	0	0	0	0

NOTE: DATA DISPLAYED AFTER 2011 ONLY IF
VALUE CHANGED FROM PREVIOUS YEAR.

AEP EAST
GENERATION AND FUEL MODULE
INPUT SUMMARY REPORT

QUALIFIER = GAF.INPUT.THERMAL UNIT.

EFFLUENT THERMAL UNIT	6 HG (E)					
	994	995	996	997	998	999
	DUMMY_OP	DUMMY_OP	T4_TRONA	RP2TR_KP	RP2TR_IM	DUMMY_OP
	994	995	996	997	998	999

-------- YEAR 2012 --------

-------- YEAR 2013 --------

-------- YEAR 2014 --------

-------- YEAR 2015 --------

-------- YEAR 2016 --------

-------- YEAR 2017 --------

-------- YEAR 2018 --------

-------- YEAR 2019 --------

-------- YEAR 2020 --------

-------- YEAR 2021 --------

-------- YEAR 2022 --------

-------- YEAR 2023 --------

-------- YEAR 2024 --------

-------- YEAR 2025 --------

-------- YEAR 2026 --------

-------- YEAR 2027 --------

-------- YEAR 2028 --------

-------- YEAR 2029 --------

-------- YEAR 2030 --------

-------- YEAR 2031 --------

-------- YEAR 2032 --------

-------- YEAR 2033 --------

-------- YEAR 2034 --------

-------- YEAR 2035 --------

-------- YEAR 2036 --------

-------- YEAR 2037 --------

-------- YEAR 2038 --------

-------- YEAR 2039 --------

-------- YEAR 2040 --------

NOTE: DATA DISPLAYED AFTER 2011 ONLY IF
VALUE CHANGED FROM PREVIOUS YEAR.

AEP EAST
GENERATION AND FUEL MODULE
INPUT SUMMARY REPORT

QUALIFIER = GAF.INPUT.THERMAL UNIT.

THERMAL UNIT 1 AMOS 1 UNIT FUELS		1	2	3
-------- YEAR 2011 --------				
MINIMUM BURN PCT	%	100.00	0.00	0.00
UNIT FUEL AUXILIARY COSTS	$/MBTU	0.08	0.00	0.00
UNIT FUEL TYPE	FUEL ID	1	0	0
-------- YEAR 2012 --------				
-------- YEAR 2013 --------				
-------- YEAR 2014 --------				
-------- YEAR 2015 --------				
-------- YEAR 2016 --------				
-------- YEAR 2017 --------				
-------- YEAR 2018 --------				
-------- YEAR 2019 --------				
-------- YEAR 2020 --------				
-------- YEAR 2021 --------				
-------- YEAR 2022 --------				
-------- YEAR 2023 --------				
-------- YEAR 2024 --------				
-------- YEAR 2025 --------				
-------- YEAR 2026 --------				
-------- YEAR 2027 --------				
-------- YEAR 2028 --------				
-------- YEAR 2029 --------				
-------- YEAR 2030 --------				
-------- YEAR 2031 --------				
-------- YEAR 2032 --------				
-------- YEAR 2033 --------				
-------- YEAR 2034 --------				
-------- YEAR 2035 --------				
-------- YEAR 2036 --------				
-------- YEAR 2037 --------				
-------- YEAR 2038 --------				
-------- YEAR 2039 --------				
-------- YEAR 2040 --------				

THERMAL UNIT 2 AMOS 2 UNIT FUELS		1	2	3
-------- YEAR 2011 --------				
MINIMUM BURN PCT	%	100.00	0.00	0.00
UNIT FUEL AUXILIARY COSTS	$/MBTU	0.08	0.00	0.00
UNIT FUEL TYPE	FUEL ID	2	0	0
-------- YEAR 2012 --------				
-------- YEAR 2013 --------				
-------- YEAR 2014 --------				
-------- YEAR 2015 --------				
-------- YEAR 2016 --------				
-------- YEAR 2017 --------				
-------- YEAR 2018 --------				
-------- YEAR 2019 --------				
-------- YEAR 2020 --------				
-------- YEAR 2021 --------				
-------- YEAR 2022 --------				
-------- YEAR 2023 --------				
-------- YEAR 2024 --------				

-------- YEAR 2025 --------

-------- YEAR 2026 --------

-------- YEAR 2027 --------

-------- YEAR 2028 --------

-------- YEAR 2029 --------

-------- YEAR 2030 --------

-------- YEAR 2031 --------

-------- YEAR 2032 --------

-------- YEAR 2033 --------

-------- YEAR 2034 --------

-------- YEAR 2035 --------

-------- YEAR 2036 --------

-------- YEAR 2037 --------

-------- YEAR 2038 --------

-------- YEAR 2039 --------

-------- YEAR 2040 --------

THERMAL UNIT	3	AMOS_OP	3	
UNIT FUELS		1	2	3

-------- YEAR 2011 --------

MINIMUM BURN PCT	%	100.00	0.00	0.00
UNIT FUEL AUXILIARY COSTS	$/MBTU	0.08	0.00	0.00
UNIT FUEL TYPE	FUEL ID	3	0	0

-------- YEAR 2012 --------

-------- YEAR 2013 --------

-------- YEAR 2014 --------

-------- YEAR 2015 --------

-------- YEAR 2016 --------

-------- YEAR 2017 --------

-------- YEAR 2018 --------

-------- YEAR 2019 --------

-------- YEAR 2020 --------

-------- YEAR 2021 --------

-------- YEAR 2022 --------

NOTE: DATA DISPLAYED AFTER 2011 ONLY IF
VALUE CHANGED FROM PREVIOUS YEAR.

AEP EAST
GENERATION AND FUEL MODULE
INPUT SUMMARY REPORT

QUALIFIER = GAF.INPUT.THERMAL UNIT.

THERMAL UNIT	3	AMOS_OP	3		
UNIT FUELS			1	2	3
-------- YEAR 2023 --------					
-------- YEAR 2024 --------					
-------- YEAR 2025 --------					
-------- YEAR 2026 --------					
-------- YEAR 2027 --------					
-------- YEAR 2028 --------					
-------- YEAR 2029 --------					
-------- YEAR 2030 --------					
-------- YEAR 2031 --------					
-------- YEAR 2032 --------					
-------- YEAR 2033 --------					
-------- YEAR 2034 --------					
-------- YEAR 2035 --------					
-------- YEAR 2036 --------					
-------- YEAR 2037 --------					
-------- YEAR 2038 --------					
-------- YEAR 2039 --------					
-------- YEAR 2040 --------					

THERMAL UNIT	4	BECKJORD	6		
UNIT FUELS			1	2	3
-------- YEAR 2011 --------					
MINIMUM BURN PCT	%		100.00	0.00	0.00
UNIT FUEL AUXILIARY COSTS	$/MBTU		0.11	0.00	0.00
UNIT FUEL TYPE	FUEL ID		4	0	0
-------- YEAR 2012 --------					
-------- YEAR 2013 --------					
-------- YEAR 2014 --------					
-------- YEAR 2015 --------					
-------- YEAR 2016 --------					
-------- YEAR 2017 --------					
-------- YEAR 2018 --------					
-------- YEAR 2019 --------					
-------- YEAR 2020 --------					
-------- YEAR 2021 --------					
-------- YEAR 2022 --------					
-------- YEAR 2023 --------					
-------- YEAR 2024 --------					
-------- YEAR 2025 --------					
-------- YEAR 2026 --------					
-------- YEAR 2027 --------					
-------- YEAR 2028 --------					
-------- YEAR 2029 --------					
-------- YEAR 2030 --------					
-------- YEAR 2031 --------					
-------- YEAR 2032 --------					
-------- YEAR 2033 --------					
-------- YEAR 2034 --------					
-------- YEAR 2035 --------					
-------- YEAR 2036 --------					
-------- YEAR 2037 --------					

-------- YEAR 2038 --------

-------- YEAR 2039 --------

-------- YEAR 2040 --------

THERMAL UNIT	5	BIG SAND	1	
UNIT FUELS		1	2	3
-------- YEAR 2011 --------				
MINIMUM BURN PCT	%	100.00	0.00	0.00
UNIT FUEL AUXILIARY COSTS	$/MBTU	0.05	0.00	0.00
UNIT FUEL TYPE	FUEL ID	5	0	0

-------- YEAR 2012 --------

-------- YEAR 2013 --------

-------- YEAR 2014 --------

-------- YEAR 2015 --------

-------- YEAR 2016 --------

-------- YEAR 2017 --------

-------- YEAR 2018 --------

-------- YEAR 2019 --------

-------- YEAR 2020 --------

-------- YEAR 2021 --------

-------- YEAR 2022 --------

-------- YEAR 2023 --------

-------- YEAR 2024 --------

-------- YEAR 2025 --------

-------- YEAR 2026 --------

-------- YEAR 2027 --------

-------- YEAR 2028 --------

-------- YEAR 2029 --------

-------- YEAR 2030 --------

-------- YEAR 2031 --------

-------- YEAR 2032 --------

-------- YEAR 2033 --------

-------- YEAR 2034 --------

-------- YEAR 2035 --------

NOTE: DATA DISPLAYED AFTER 2011 ONLY IF
VALUE CHANGED FROM PREVIOUS YEAR.

AEP EAST
GENERATION AND FUEL MODULE
INPUT SUMMARY REPORT

QUALIFIER = GAF.INPUT.THERMAL UNIT.

THERMAL UNIT 5 BIG SAND 1
UNIT FUELS

		1	2	3
-------- YEAR 2036 --------				
-------- YEAR 2037 --------				
-------- YEAR 2038 --------				
-------- YEAR 2039 --------				
-------- YEAR 2040 --------				

THERMAL UNIT 6 BIG SAND 2
UNIT FUELS

		1	2	3
-------- YEAR 2011 --------				
MINIMUM BURN PCT	%	100.00	0.00	0.00
UNIT FUEL AUXILIARY COSTS	$/MBTU	0.05	0.00	0.00
UNIT FUEL TYPE	FUEL ID	6	0	0
-------- YEAR 2012 --------				
-------- YEAR 2013 --------				
-------- YEAR 2014 --------				
-------- YEAR 2015 --------				
-------- YEAR 2016 --------				
-------- YEAR 2017 --------				
-------- YEAR 2018 --------				
-------- YEAR 2019 --------				
-------- YEAR 2020 --------				
-------- YEAR 2021 --------				
-------- YEAR 2022 --------				
-------- YEAR 2023 --------				
-------- YEAR 2024 --------				
-------- YEAR 2025 --------				
-------- YEAR 2026 --------				
-------- YEAR 2027 --------				
-------- YEAR 2028 --------				
-------- YEAR 2029 --------				
-------- YEAR 2030 --------				
-------- YEAR 2031 --------				
-------- YEAR 2032 --------				
-------- YEAR 2033 --------				
-------- YEAR 2034 --------				
-------- YEAR 2035 --------				
-------- YEAR 2036 --------				
-------- YEAR 2037 --------				
-------- YEAR 2038 --------				
-------- YEAR 2039 --------				
-------- YEAR 2040 --------				

THERMAL UNIT 7 CARD 1+2 1
UNIT FUELS

		1	2	3
-------- YEAR 2011 --------				
MINIMUM BURN PCT	%	0.00	0.00	0.00
UNIT FUEL AUXILIARY COSTS	$/MBTU	0.08	0.00	0.00
UNIT FUEL TYPE	FUEL ID	7	0	0
-------- YEAR 2012 --------				
-------- YEAR 2013 --------				
-------- YEAR 2014 --------				
-------- YEAR 2015 --------				
-------- YEAR 2016 --------				
-------- YEAR 2017 --------				

-------- YEAR 2018 --------

-------- YEAR 2019 --------

-------- YEAR 2020 --------

-------- YEAR 2021 --------

-------- YEAR 2022 --------

-------- YEAR 2023 --------

-------- YEAR 2024 --------

-------- YEAR 2025 --------

-------- YEAR 2026 --------

-------- YEAR 2027 --------

-------- YEAR 2028 --------

-------- YEAR 2029 --------

-------- YEAR 2030 --------

-------- YEAR 2031 --------

-------- YEAR 2032 --------

-------- YEAR 2033 --------

-------- YEAR 2034 --------

-------- YEAR 2035 --------

-------- YEAR 2036 --------

-------- YEAR 2037 --------

-------- YEAR 2038 --------

-------- YEAR 2039 --------

-------- YEAR 2040 --------

THERMAL UNIT	8	CARD 1+2	2	
UNIT FUELS		1	2	3

-------- YEAR 2011 --------

MINIMUM BURN PCT	%	100.00	0.00	0.00
UNIT FUEL AUXILIARY COSTS	$/MBTU	0.08	0.00	0.00
UNIT FUEL TYPE	FUEL ID	8	0	0

-------- YEAR 2012 --------

-------- YEAR 2013 --------

-------- YEAR 2014 --------

-------- YEAR 2015 --------

NOTE: DATA DISPLAYED AFTER 2011 ONLY IF
VALUE CHANGED FROM PREVIOUS YEAR.

AEP EAST
GENERATION AND FUEL MODULE
INPUT SUMMARY REPORT

QUALIFIER = GAF.INPUT.THERMAL UNIT.

THERMAL UNIT 8 CARD 1+2 2
UNIT FUELS 1 2 3

-------- YEAR 2016 --------

-------- YEAR 2017 --------

-------- YEAR 2018 --------

-------- YEAR 2019 --------

-------- YEAR 2020 --------

-------- YEAR 2021 --------

-------- YEAR 2022 --------

-------- YEAR 2023 --------

-------- YEAR 2024 --------

-------- YEAR 2025 --------

-------- YEAR 2026 --------

-------- YEAR 2027 --------

-------- YEAR 2028 --------

-------- YEAR 2029 --------

-------- YEAR 2030 --------

-------- YEAR 2031 --------

-------- YEAR 2032 --------

-------- YEAR 2033 --------

-------- YEAR 2034 --------

-------- YEAR 2035 --------

-------- YEAR 2036 --------

-------- YEAR 2037 --------

-------- YEAR 2038 --------

-------- YEAR 2039 --------

-------- YEAR 2040 --------

THERMAL UNIT 9 CARD 3 3
UNIT FUELS 1 2 3

-------- YEAR 2011 --------

MINIMUM BURN PCT	%	100.00	0.00	0.00
UNIT FUEL AUXILIARY COSTS	$/MBTU	0.08	0.00	0.00
UNIT FUEL TYPE	FUEL ID	9	0	0

-------- YEAR 2012 --------

-------- YEAR 2013 --------

-------- YEAR 2014 --------

-------- YEAR 2015 --------

-------- YEAR 2016 --------

-------- YEAR 2017 --------

-------- YEAR 2018 --------

-------- YEAR 2019 --------

-------- YEAR 2020 --------

-------- YEAR 2021 --------

-------- YEAR 2022 --------

-------- YEAR 2023 --------

-------- YEAR 2024 --------

-------- YEAR 2025 --------

-------- YEAR 2026 --------

-------- YEAR 2027 --------

-------- YEAR 2028 --------

-------- YEAR 2029 --------

-------- YEAR 2030 --------

-------- YEAR 2031 --------

-------- YEAR 2032 --------

-------- YEAR 2033 --------

-------- YEAR 2034 --------

-------- YEAR 2035 --------

-------- YEAR 2036 --------

-------- YEAR 2037 --------

-------- YEAR 2038 --------

-------- YEAR 2039 --------

-------- YEAR 2040 --------

THERMAL UNIT	10	CLIFTY	1		
UNIT FUELS			1	2	3
-------- YEAR 2011 --------					
MINIMUM BURN PCT	%		100.00	0.00	0.00
UNIT FUEL AUXILIARY COSTS	$/MBTU		0.00	0.00	0.00
UNIT FUEL TYPE	FUEL ID		10	0	0

-------- YEAR 2012 --------

-------- YEAR 2013 --------

-------- YEAR 2014 --------

-------- YEAR 2015 --------

-------- YEAR 2016 --------

-------- YEAR 2017 --------

-------- YEAR 2018 --------

-------- YEAR 2019 --------

-------- YEAR 2020 --------

-------- YEAR 2021 --------

-------- YEAR 2022 --------

-------- YEAR 2023 --------

-------- YEAR 2024 --------

-------- YEAR 2025 --------

-------- YEAR 2026 --------

-------- YEAR 2027 --------

-------- YEAR 2028 --------

NOTE: DATA DISPLAYED AFTER 2011 ONLY IF
VALUE CHANGED FROM PREVIOUS YEAR.

AEP EAST
GENERATION AND FUEL MODULE
INPUT SUMMARY REPORT

QUALIFIER = GAF.INPUT.THERMAL UNIT.

THERMAL UNIT 10 CLIFTY 1
UNIT FUELS 1 2 3

-------- YEAR 2029 --------

-------- YEAR 2030 --------

-------- YEAR 2031 --------

-------- YEAR 2032 --------

-------- YEAR 2033 --------

-------- YEAR 2034 --------

-------- YEAR 2035 --------

-------- YEAR 2036 --------

-------- YEAR 2037 --------

-------- YEAR 2038 --------

-------- YEAR 2039 --------

-------- YEAR 2040 --------

THERMAL UNIT 11 CLIFTY 2
UNIT FUELS 1 2 3

-------- YEAR 2011 --------

MINIMUM BURN PCT	%	100.00	0.00	0.00
UNIT FUEL AUXILIARY COSTS	$/MBTU	0.00	0.00	0.00
UNIT FUEL TYPE	FUEL ID	11	0	0

-------- YEAR 2012 --------

-------- YEAR 2013 --------

-------- YEAR 2014 --------

-------- YEAR 2015 --------

-------- YEAR 2016 --------

-------- YEAR 2017 --------

-------- YEAR 2018 --------

-------- YEAR 2019 --------

-------- YEAR 2020 --------

-------- YEAR 2021 --------

-------- YEAR 2022 --------

-------- YEAR 2023 --------

-------- YEAR 2024 --------

-------- YEAR 2025 --------

-------- YEAR 2026 --------

-------- YEAR 2027 --------

-------- YEAR 2028 --------

-------- YEAR 2029 --------

-------- YEAR 2030 --------

-------- YEAR 2031 --------

-------- YEAR 2032 --------

-------- YEAR 2033 --------

-------- YEAR 2034 --------

-------- YEAR 2035 --------

-------- YEAR 2036 --------

-------- YEAR 2037 --------

-------- YEAR 2038 --------

-------- YEAR 2039 --------

-------- YEAR 2040 --------

THERMAL UNIT 12 CLIFTY 3
UNIT FUELS 1 2 3

-------- YEAR 2011 --------

MINIMUM BURN PCT	%	100.00	0.00	0.00
UNIT FUEL AUXILIARY COSTS	$/MBTU	0.00	0.00	0.00

UNIT FUEL TYPE FUEL ID 12 0 0

-------- YEAR 2012 --------

-------- YEAR 2013 --------

-------- YEAR 2014 --------

-------- YEAR 2015 --------

-------- YEAR 2016 --------

-------- YEAR 2017 --------

-------- YEAR 2018 --------

-------- YEAR 2019 --------

-------- YEAR 2020 --------

-------- YEAR 2021 --------

-------- YEAR 2022 --------

-------- YEAR 2023 --------

-------- YEAR 2024 --------

-------- YEAR 2025 --------

-------- YEAR 2026 --------

-------- YEAR 2027 --------

-------- YEAR 2028 --------

-------- YEAR 2029 --------

-------- YEAR 2030 --------

-------- YEAR 2031 --------

-------- YEAR 2032 --------

-------- YEAR 2033 --------

-------- YEAR 2034 --------

-------- YEAR 2035 --------

-------- YEAR 2036 --------

-------- YEAR 2037 --------

-------- YEAR 2038 --------

-------- YEAR 2039 --------

-------- YEAR 2040 --------

NOTE: DATA DISPLAYED AFTER 2011 ONLY IF
VALUE CHANGED FROM PREVIOUS YEAR.

AEP EAST
GENERATION AND FUEL MODULE
INPUT SUMMARY REPORT

QUALIFIER = GAF.INPUT.THERMAL UNIT.

THERMAL UNIT	13	CLIFTY	4		
UNIT FUELS			1	2	3
-------- YEAR 2011 --------					
MINIMUM BURN PCT	%		100.00	0.00	0.00
UNIT FUEL AUXILIARY COSTS	$/MBTU		0.00	0.00	0.00
UNIT FUEL TYPE	FUEL ID		13	0	0
-------- YEAR 2012 --------					
-------- YEAR 2013 --------					
-------- YEAR 2014 --------					
-------- YEAR 2015 --------					
-------- YEAR 2016 --------					
-------- YEAR 2017 --------					
-------- YEAR 2018 --------					
-------- YEAR 2019 --------					
-------- YEAR 2020 --------					
-------- YEAR 2021 --------					
-------- YEAR 2022 --------					
-------- YEAR 2023 --------					
-------- YEAR 2024 --------					
-------- YEAR 2025 --------					
-------- YEAR 2026 --------					
-------- YEAR 2027 --------					
-------- YEAR 2028 --------					
-------- YEAR 2029 --------					
-------- YEAR 2030 --------					
-------- YEAR 2031 --------					
-------- YEAR 2032 --------					
-------- YEAR 2033 --------					
-------- YEAR 2034 --------					
-------- YEAR 2035 --------					
-------- YEAR 2036 --------					
-------- YEAR 2037 --------					
-------- YEAR 2038 --------					
-------- YEAR 2039 --------					
-------- YEAR 2040 --------					

THERMAL UNIT	14	CLIFTY	5		
UNIT FUELS			1	2	3
-------- YEAR 2011 --------					
MINIMUM BURN PCT	%		100.00	0.00	0.00
UNIT FUEL AUXILIARY COSTS	$/MBTU		0.00	0.00	0.00
UNIT FUEL TYPE	FUEL ID		14	0	0
-------- YEAR 2012 --------					
-------- YEAR 2013 --------					
-------- YEAR 2014 --------					
-------- YEAR 2015 --------					
-------- YEAR 2016 --------					
-------- YEAR 2017 --------					
-------- YEAR 2018 --------					
-------- YEAR 2019 --------					
-------- YEAR 2020 --------					
-------- YEAR 2021 --------					
-------- YEAR 2022 --------					
-------- YEAR 2023 --------					
-------- YEAR 2024 --------					

-------- YEAR 2025 --------

-------- YEAR 2026 --------

-------- YEAR 2027 --------

-------- YEAR 2028 --------

-------- YEAR 2029 --------

-------- YEAR 2030 --------

-------- YEAR 2031 --------

-------- YEAR 2032 --------

-------- YEAR 2033 --------

-------- YEAR 2034 --------

-------- YEAR 2035 --------

-------- YEAR 2036 --------

-------- YEAR 2037 --------

-------- YEAR 2038 --------

-------- YEAR 2039 --------

-------- YEAR 2040 --------

THERMAL UNIT	15	CLIFTY	6		
UNIT FUELS			1	2	3

-------- YEAR 2011 --------

MINIMUM BURN PCT	%	100.00	0.00	0.00
UNIT FUEL AUXILIARY COSTS	$/MBTU	0.00	0.00	0.00
UNIT FUEL TYPE	FUEL ID	15	0	0

-------- YEAR 2012 --------

-------- YEAR 2013 --------

-------- YEAR 2014 --------

-------- YEAR 2015 --------

-------- YEAR 2016 --------

-------- YEAR 2017 --------

-------- YEAR 2018 --------

-------- YEAR 2019 --------

-------- YEAR 2020 --------

-------- YEAR 2021 --------

-------- YEAR 2022 --------

NOTE: DATA DISPLAYED AFTER 2011 ONLY IF
VALUE CHANGED FROM PREVIOUS YEAR.

AEP EAST
GENERATION AND FUEL MODULE
INPUT SUMMARY REPORT

QUALIFIER = GAF.INPUT.THERMAL UNIT.

THERMAL UNIT	15	CLIFTY 6		
UNIT FUELS		1	2	3
-------- YEAR 2023 --------				
-------- YEAR 2024 --------				
-------- YEAR 2025 --------				
-------- YEAR 2026 --------				
-------- YEAR 2027 --------				
-------- YEAR 2028 --------				
-------- YEAR 2029 --------				
-------- YEAR 2030 --------				
-------- YEAR 2031 --------				
-------- YEAR 2032 --------				
-------- YEAR 2033 --------				
-------- YEAR 2034 --------				
-------- YEAR 2035 --------				
-------- YEAR 2036 --------				
-------- YEAR 2037 --------				
-------- YEAR 2038 --------				
-------- YEAR 2039 --------				
-------- YEAR 2040 --------				

THERMAL UNIT	16	CLINCH R 1		
UNIT FUELS		1	2	3
-------- YEAR 2011 --------				
MINIMUM BURN PCT	%	100.00	0.00	0.00
UNIT FUEL AUXILIARY COSTS	$/MBTU	0.11	0.00	0.00
UNIT FUEL TYPE	FUEL ID	16	0	0
-------- YEAR 2012 --------				
-------- YEAR 2013 --------				
-------- YEAR 2014 --------				
-------- YEAR 2015 --------				
-------- YEAR 2016 --------				
-------- YEAR 2017 --------				
-------- YEAR 2018 --------				
-------- YEAR 2019 --------				
-------- YEAR 2020 --------				
-------- YEAR 2021 --------				
-------- YEAR 2022 --------				
-------- YEAR 2023 --------				
-------- YEAR 2024 --------				
-------- YEAR 2025 --------				
-------- YEAR 2026 --------				
-------- YEAR 2027 --------				
-------- YEAR 2028 --------				
-------- YEAR 2029 --------				
-------- YEAR 2030 --------				
-------- YEAR 2031 --------				
-------- YEAR 2032 --------				
-------- YEAR 2033 --------				
-------- YEAR 2034 --------				
-------- YEAR 2035 --------				
-------- YEAR 2036 --------				
-------- YEAR 2037 --------				

-------- YEAR 2038 --------

-------- YEAR 2039 --------

-------- YEAR 2040 --------

THERMAL UNIT	17	CLINCH R	2		
UNIT FUELS		1		2	3

-------- YEAR 2011 --------

MINIMUM BURN PCT	%	100.00	0.00	0.00
UNIT FUEL AUXILIARY COSTS	$/MBTU	0.11	0.00	0.00
UNIT FUEL TYPE	FUEL ID	17	0	0

-------- YEAR 2012 --------

-------- YEAR 2013 --------

-------- YEAR 2014 --------

-------- YEAR 2015 --------

-------- YEAR 2016 --------

-------- YEAR 2017 --------

-------- YEAR 2018 --------

-------- YEAR 2019 --------

-------- YEAR 2020 --------

-------- YEAR 2021 --------

-------- YEAR 2022 --------

-------- YEAR 2023 --------

-------- YEAR 2024 --------

-------- YEAR 2025 --------

-------- YEAR 2026 --------

-------- YEAR 2027 --------

-------- YEAR 2028 --------

-------- YEAR 2029 --------

-------- YEAR 2030 --------

-------- YEAR 2031 --------

-------- YEAR 2032 --------

-------- YEAR 2033 --------

-------- YEAR 2034 --------

-------- YEAR 2035 --------

NOTE: DATA DISPLAYED AFTER 2011 ONLY IF
VALUE CHANGED FROM PREVIOUS YEAR.

AEP EAST
GENERATION AND FUEL MODULE
INPUT SUMMARY REPORT

QUALIFIER = GAF.INPUT.THERMAL UNIT.

```
   THERMAL UNIT                    17     CLINCH R    2
   UNIT FUELS                                    1           2           3

-------- YEAR 2036 --------

-------- YEAR 2037 --------

-------- YEAR 2038 --------

-------- YEAR 2039 --------

-------- YEAR 2040 --------

   THERMAL UNIT                    18     CLINCH R    3
   UNIT FUELS                                    1           2           3

-------- YEAR 2011 --------
MINIMUM BURN PCT                    %          100.00        0.00        0.00
UNIT FUEL AUXILIARY COSTS        $/MBTU          0.11        0.00        0.00
UNIT FUEL TYPE                  FUEL ID            18           0           0

-------- YEAR 2012 --------

-------- YEAR 2013 --------

-------- YEAR 2014 --------

-------- YEAR 2015 --------

-------- YEAR 2016 --------

-------- YEAR 2017 --------

-------- YEAR 2018 --------

-------- YEAR 2019 --------

-------- YEAR 2020 --------

-------- YEAR 2021 --------

-------- YEAR 2022 --------

-------- YEAR 2023 --------

-------- YEAR 2024 --------

-------- YEAR 2025 --------

-------- YEAR 2026 --------

-------- YEAR 2027 --------

-------- YEAR 2028 --------

-------- YEAR 2029 --------

-------- YEAR 2030 --------

-------- YEAR 2031 --------

-------- YEAR 2032 --------

-------- YEAR 2033 --------

-------- YEAR 2034 --------

-------- YEAR 2035 --------

-------- YEAR 2036 --------

-------- YEAR 2037 --------

-------- YEAR 2038 --------

-------- YEAR 2039 --------

-------- YEAR 2040 --------

   THERMAL UNIT                    19     ROCKP_KP    1
   UNIT FUELS                                    1           2           3

-------- YEAR 2011 --------
MINIMUM BURN PCT                    %          100.00        0.00        0.00
UNIT FUEL AUXILIARY COSTS        $/MBTU          0.06        0.00        0.00
UNIT FUEL TYPE                  FUEL ID            58           0           0

-------- YEAR 2012 --------

-------- YEAR 2013 --------

-------- YEAR 2014 --------

-------- YEAR 2015 --------

-------- YEAR 2016 --------

-------- YEAR 2017 --------
```

-------- YEAR 2018 --------

-------- YEAR 2019 --------

-------- YEAR 2020 --------

-------- YEAR 2021 --------

-------- YEAR 2022 --------

-------- YEAR 2023 --------

-------- YEAR 2024 --------

-------- YEAR 2025 --------

-------- YEAR 2026 --------

-------- YEAR 2027 --------

-------- YEAR 2028 --------

-------- YEAR 2029 --------

-------- YEAR 2030 --------

-------- YEAR 2031 --------

-------- YEAR 2032 --------

-------- YEAR 2033 --------

-------- YEAR 2034 --------

-------- YEAR 2035 --------

-------- YEAR 2036 --------

-------- YEAR 2037 --------

-------- YEAR 2038 --------

-------- YEAR 2039 --------

-------- YEAR 2040 --------

THERMAL UNIT	20	ROCKP_KP	2	
UNIT FUELS		1	2	3

-------- YEAR 2011 --------

MINIMUM BURN PCT	%	100.00	0.00	0.00
UNIT FUEL AUXILIARY COSTS	$/MBTU	0.06	0.00	0.00
UNIT FUEL TYPE	FUEL ID	59	0	0

-------- YEAR 2012 --------

-------- YEAR 2013 --------

-------- YEAR 2014 --------

-------- YEAR 2015 --------

NOTE: DATA DISPLAYED AFTER 2011 ONLY IF
VALUE CHANGED FROM PREVIOUS YEAR.

AEP EAST
GENERATION AND FUEL MODULE
INPUT SUMMARY REPORT

QUALIFIER = GAF.INPUT.THERMAL UNIT.

THERMAL UNIT		20	ROCKP_KP	2	
UNIT FUELS			1	2	3
-------- YEAR 2016 --------					
-------- YEAR 2017 --------					
-------- YEAR 2018 --------					
-------- YEAR 2019 --------					
-------- YEAR 2020 --------					
-------- YEAR 2021 --------					
-------- YEAR 2022 --------					
-------- YEAR 2023 --------					
-------- YEAR 2024 --------					
-------- YEAR 2025 --------					
-------- YEAR 2026 --------					
-------- YEAR 2027 --------					
-------- YEAR 2028 --------					
-------- YEAR 2029 --------					
-------- YEAR 2030 --------					
-------- YEAR 2031 --------					
-------- YEAR 2032 --------					
-------- YEAR 2033 --------					
-------- YEAR 2034 --------					
-------- YEAR 2035 --------					
-------- YEAR 2036 --------					
-------- YEAR 2037 --------					
-------- YEAR 2038 --------					
-------- YEAR 2039 --------					
-------- YEAR 2040 --------					
THERMAL UNIT		21	CSVL 1-4	3	
UNIT FUELS			1	2	3
-------- YEAR 2011 --------					
MINIMUM BURN PCT	%		100.00	0.00	0.00
UNIT FUEL AUXILIARY COSTS	$/MBTU		0.07	0.00	0.00
UNIT FUEL TYPE	FUEL ID		21	0	0
-------- YEAR 2012 --------					
-------- YEAR 2013 --------					
-------- YEAR 2014 --------					
-------- YEAR 2015 --------					
-------- YEAR 2016 --------					
-------- YEAR 2017 --------					
-------- YEAR 2018 --------					
-------- YEAR 2019 --------					
-------- YEAR 2020 --------					
-------- YEAR 2021 --------					
-------- YEAR 2022 --------					
-------- YEAR 2023 --------					
-------- YEAR 2024 --------					
-------- YEAR 2025 --------					
-------- YEAR 2026 --------					
-------- YEAR 2027 --------					
-------- YEAR 2028 --------					
-------- YEAR 2029 --------					
-------- YEAR 2030 --------					

-------- YEAR 2031 --------

-------- YEAR 2032 --------

-------- YEAR 2033 --------

-------- YEAR 2034 --------

-------- YEAR 2035 --------

-------- YEAR 2036 --------

-------- YEAR 2037 --------

-------- YEAR 2038 --------

-------- YEAR 2039 --------

-------- YEAR 2040 --------

THERMAL UNIT	22	CSVL 1-4 4		
UNIT FUELS		1	2	3
-------- YEAR 2011 --------				
MINIMUM BURN PCT	%	100.00	0.00	0.00
UNIT FUEL AUXILIARY COSTS	$/MBTU	0.10	0.00	0.00
UNIT FUEL TYPE	FUEL ID	22	0	0

-------- YEAR 2012 --------

-------- YEAR 2013 --------

-------- YEAR 2014 --------

-------- YEAR 2015 --------

-------- YEAR 2016 --------

-------- YEAR 2017 --------

-------- YEAR 2018 --------

-------- YEAR 2019 --------

-------- YEAR 2020 --------

-------- YEAR 2021 --------

-------- YEAR 2022 --------

-------- YEAR 2023 --------

-------- YEAR 2024 --------

-------- YEAR 2025 --------

-------- YEAR 2026 --------

-------- YEAR 2027 --------

-------- YEAR 2028 --------

NOTE: DATA DISPLAYED AFTER 2011 ONLY IF
VALUE CHANGED FROM PREVIOUS YEAR.

AEP EAST
GENERATION AND FUEL MODULE
INPUT SUMMARY REPORT

QUALIFIER = GAF.INPUT.THERMAL UNIT.

THERMAL UNIT	22	CSVL 1-4	4	
UNIT FUELS		1	2	3
-------- YEAR 2029 --------				
-------- YEAR 2030 --------				
-------- YEAR 2031 --------				
-------- YEAR 2032 --------				
-------- YEAR 2033 --------				
-------- YEAR 2034 --------				
-------- YEAR 2035 --------				
-------- YEAR 2036 --------				
-------- YEAR 2037 --------				
-------- YEAR 2038 --------				
-------- YEAR 2039 --------				
-------- YEAR 2040 --------				

THERMAL UNIT	23	CSVL 5+6	5	
UNIT FUELS		1	2	3
-------- YEAR 2011 --------				
MINIMUM BURN PCT	%	100.00	0.00	0.00
UNIT FUEL AUXILIARY COSTS	$/MBTU	0.07	0.00	0.00
UNIT FUEL TYPE	FUEL ID	23	0	0
-------- YEAR 2012 --------				
-------- YEAR 2013 --------				
-------- YEAR 2014 --------				
-------- YEAR 2015 --------				
-------- YEAR 2016 --------				
-------- YEAR 2017 --------				
-------- YEAR 2018 --------				
-------- YEAR 2019 --------				
-------- YEAR 2020 --------				
-------- YEAR 2021 --------				
-------- YEAR 2022 --------				
-------- YEAR 2023 --------				
-------- YEAR 2024 --------				
-------- YEAR 2025 --------				
-------- YEAR 2026 --------				
-------- YEAR 2027 --------				
-------- YEAR 2028 --------				
-------- YEAR 2029 --------				
-------- YEAR 2030 --------				
-------- YEAR 2031 --------				
-------- YEAR 2032 --------				
-------- YEAR 2033 --------				
-------- YEAR 2034 --------				
-------- YEAR 2035 --------				
-------- YEAR 2036 --------				
-------- YEAR 2037 --------				
-------- YEAR 2038 --------				
-------- YEAR 2039 --------				
-------- YEAR 2040 --------				

THERMAL UNIT	24	CSVL 5+6	6	
UNIT FUELS		1	2	3
-------- YEAR 2011 --------				
MINIMUM BURN PCT	%	100.00	0.00	0.00
UNIT FUEL AUXILIARY COSTS	$/MBTU	0.07	0.00	0.00

UNIT FUEL TYPE FUEL ID 24 0 0

-------- YEAR 2012 --------

-------- YEAR 2013 --------

-------- YEAR 2014 --------

-------- YEAR 2015 --------

-------- YEAR 2016 --------

-------- YEAR 2017 --------

-------- YEAR 2018 --------

-------- YEAR 2019 --------

-------- YEAR 2020 --------

-------- YEAR 2021 --------

-------- YEAR 2022 --------

-------- YEAR 2023 --------

-------- YEAR 2024 --------

-------- YEAR 2025 --------

-------- YEAR 2026 --------

-------- YEAR 2027 --------

-------- YEAR 2028 --------

-------- YEAR 2029 --------

-------- YEAR 2030 --------

-------- YEAR 2031 --------

-------- YEAR 2032 --------

-------- YEAR 2033 --------

-------- YEAR 2034 --------

-------- YEAR 2035 --------

-------- YEAR 2036 --------

-------- YEAR 2037 --------

-------- YEAR 2038 --------

-------- YEAR 2039 --------

-------- YEAR 2040 --------

NOTE: DATA DISPLAYED AFTER 2011 ONLY IF
VALUE CHANGED FROM PREVIOUS YEAR.

AEP EAST
GENERATION AND FUEL MODULE
INPUT SUMMARY REPORT

QUALIFIER = GAF.INPUT.THERMAL UNIT.

THERMAL UNIT	25	D C COOK 1		
UNIT FUELS		1	2	3
-------- YEAR 2011 --------				
MINIMUM BURN PCT	%	100.00	0.00	0.00
UNIT FUEL AUXILIARY COSTS	$/MBTU	0.00	0.00	0.00
UNIT FUEL TYPE	FUEL ID	25	0	0
-------- YEAR 2012 --------				
-------- YEAR 2013 --------				
-------- YEAR 2014 --------				
-------- YEAR 2015 --------				
-------- YEAR 2016 --------				
-------- YEAR 2017 --------				
-------- YEAR 2018 --------				
-------- YEAR 2019 --------				
-------- YEAR 2020 --------				
-------- YEAR 2021 --------				
-------- YEAR 2022 --------				
-------- YEAR 2023 --------				
-------- YEAR 2024 --------				
-------- YEAR 2025 --------				
-------- YEAR 2026 --------				
-------- YEAR 2027 --------				
-------- YEAR 2028 --------				
-------- YEAR 2029 --------				
-------- YEAR 2030 --------				
-------- YEAR 2031 --------				
-------- YEAR 2032 --------				
-------- YEAR 2033 --------				
-------- YEAR 2034 --------				
-------- YEAR 2035 --------				
-------- YEAR 2036 --------				
-------- YEAR 2037 --------				
-------- YEAR 2038 --------				
-------- YEAR 2039 --------				
-------- YEAR 2040 --------				

THERMAL UNIT	26	D C COOK 2		
UNIT FUELS		1	2	3
-------- YEAR 2011 --------				
MINIMUM BURN PCT	%	100.00	0.00	0.00
UNIT FUEL AUXILIARY COSTS	$/MBTU	0.00	0.00	0.00
UNIT FUEL TYPE	FUEL ID	26	0	0
-------- YEAR 2012 --------				
-------- YEAR 2013 --------				
-------- YEAR 2014 --------				
-------- YEAR 2015 --------				
-------- YEAR 2016 --------				
-------- YEAR 2017 --------				
-------- YEAR 2018 --------				
-------- YEAR 2019 --------				
-------- YEAR 2020 --------				
-------- YEAR 2021 --------				
-------- YEAR 2022 --------				
-------- YEAR 2023 --------				
-------- YEAR 2024 --------				

-------- YEAR 2025 --------

-------- YEAR 2026 --------

-------- YEAR 2027 --------

-------- YEAR 2028 --------

-------- YEAR 2029 --------

-------- YEAR 2030 --------

-------- YEAR 2031 --------

-------- YEAR 2032 --------

-------- YEAR 2033 --------

-------- YEAR 2034 --------

-------- YEAR 2035 --------

-------- YEAR 2036 --------

-------- YEAR 2037 --------

-------- YEAR 2038 --------

-------- YEAR 2039 --------

-------- YEAR 2040 --------

THERMAL UNIT	27	GAVIN	1	
UNIT FUELS		1	2	3
-------- YEAR 2011 --------				
MINIMUM BURN PCT	%	100.00	0.00	0.00
UNIT FUEL AUXILIARY COSTS	$/MBTU	0.06	0.00	0.00
UNIT FUEL TYPE	FUEL ID	27	0	0

-------- YEAR 2012 --------

-------- YEAR 2013 --------

-------- YEAR 2014 --------

-------- YEAR 2015 --------

-------- YEAR 2016 --------

-------- YEAR 2017 --------

-------- YEAR 2018 --------

-------- YEAR 2019 --------

-------- YEAR 2020 --------

-------- YEAR 2021 --------

-------- YEAR 2022 --------

NOTE: DATA DISPLAYED AFTER 2011 ONLY IF
VALUE CHANGED FROM PREVIOUS YEAR.

AEP EAST
GENERATION AND FUEL MODULE
INPUT SUMMARY REPORT

QUALIFIER = GAF.INPUT.THERMAL UNIT.

THERMAL UNIT 27 GAVIN 1

UNIT FUELS		1	2	3
-------- YEAR 2023 --------				
-------- YEAR 2024 --------				
-------- YEAR 2025 --------				
-------- YEAR 2026 --------				
-------- YEAR 2027 --------				
-------- YEAR 2028 --------				
-------- YEAR 2029 --------				
-------- YEAR 2030 --------				
-------- YEAR 2031 --------				
-------- YEAR 2032 --------				
-------- YEAR 2033 --------				
-------- YEAR 2034 --------				
-------- YEAR 2035 --------				
-------- YEAR 2036 --------				
-------- YEAR 2037 --------				
-------- YEAR 2038 --------				
-------- YEAR 2039 --------				
-------- YEAR 2040 --------				

THERMAL UNIT 28 GAVIN 2

UNIT FUELS		1	2	3
-------- YEAR 2011 --------				
MINIMUM BURN PCT	%	100.00	0.00	0.00
UNIT FUEL AUXILIARY COSTS	$/MBTU	0.06	0.00	0.00
UNIT FUEL TYPE	FUEL ID	28	0	0
-------- YEAR 2012 --------				
-------- YEAR 2013 --------				
-------- YEAR 2014 --------				
-------- YEAR 2015 --------				
-------- YEAR 2016 --------				
-------- YEAR 2017 --------				
-------- YEAR 2018 --------				
-------- YEAR 2019 --------				
-------- YEAR 2020 --------				
-------- YEAR 2021 --------				
-------- YEAR 2022 --------				
-------- YEAR 2023 --------				
-------- YEAR 2024 --------				
-------- YEAR 2025 --------				
-------- YEAR 2026 --------				
-------- YEAR 2027 --------				
-------- YEAR 2028 --------				
-------- YEAR 2029 --------				
-------- YEAR 2030 --------				
-------- YEAR 2031 --------				
-------- YEAR 2032 --------				
-------- YEAR 2033 --------				
-------- YEAR 2034 --------				
-------- YEAR 2035 --------				
-------- YEAR 2036 --------				
-------- YEAR 2037 --------				

-------- YEAR 2038 --------

-------- YEAR 2039 --------

-------- YEAR 2040 --------

THERMAL UNIT	29	GLEN LYN 5		
UNIT FUELS		1	2	3

-------- YEAR 2011 --------

MINIMUM BURN PCT	%	100.00	0.00	0.00
UNIT FUEL AUXILIARY COSTS	$/MBTU	0.23	0.00	0.00
UNIT FUEL TYPE	FUEL ID	29	0	0

-------- YEAR 2012 --------

-------- YEAR 2013 --------

-------- YEAR 2014 --------

-------- YEAR 2015 --------

-------- YEAR 2016 --------

-------- YEAR 2017 --------

-------- YEAR 2018 --------

-------- YEAR 2019 --------

-------- YEAR 2020 --------

-------- YEAR 2021 --------

-------- YEAR 2022 --------

-------- YEAR 2023 --------

-------- YEAR 2024 --------

-------- YEAR 2025 --------

-------- YEAR 2026 --------

-------- YEAR 2027 --------

-------- YEAR 2028 --------

-------- YEAR 2029 --------

-------- YEAR 2030 --------

-------- YEAR 2031 --------

-------- YEAR 2032 --------

-------- YEAR 2033 --------

-------- YEAR 2034 --------

-------- YEAR 2035 --------

NOTE: DATA DISPLAYED AFTER 2011 ONLY IF
VALUE CHANGED FROM PREVIOUS YEAR.

AEP EAST
GENERATION AND FUEL MODULE
INPUT SUMMARY REPORT

QUALIFIER = GAF.INPUT.THERMAL UNIT.

THERMAL UNIT	29	GLEN LYN 5		
UNIT FUELS		1	2	3
-------- YEAR 2036 --------				
-------- YEAR 2037 --------				
-------- YEAR 2038 --------				
-------- YEAR 2039 --------				
-------- YEAR 2040 --------				
THERMAL UNIT	30	GLEN LYN 6		
UNIT FUELS		1	2	3
-------- YEAR 2011 --------				
MINIMUM BURN PCT	%	100.00	0.00	0.00
UNIT FUEL AUXILIARY COSTS	$/MBTU	0.23	0.00	0.00
UNIT FUEL TYPE	FUEL ID	30	0	0
-------- YEAR 2012 --------				
-------- YEAR 2013 --------				
-------- YEAR 2014 --------				
-------- YEAR 2015 --------				
-------- YEAR 2016 --------				
-------- YEAR 2017 --------				
-------- YEAR 2018 --------				
-------- YEAR 2019 --------				
-------- YEAR 2020 --------				
-------- YEAR 2021 --------				
-------- YEAR 2022 --------				
-------- YEAR 2023 --------				
-------- YEAR 2024 --------				
-------- YEAR 2025 --------				
-------- YEAR 2026 --------				
-------- YEAR 2027 --------				
-------- YEAR 2028 --------				
-------- YEAR 2029 --------				
-------- YEAR 2030 --------				
-------- YEAR 2031 --------				
-------- YEAR 2032 --------				
-------- YEAR 2033 --------				
-------- YEAR 2034 --------				
-------- YEAR 2035 --------				
-------- YEAR 2036 --------				
-------- YEAR 2037 --------				
-------- YEAR 2038 --------				
-------- YEAR 2039 --------				
-------- YEAR 2040 --------				
THERMAL UNIT	33	KAMMER 1		
UNIT FUELS		1	2	3
-------- YEAR 2011 --------				
MINIMUM BURN PCT	%	100.00	0.00	0.00
UNIT FUEL AUXILIARY COSTS	$/MBTU	0.20	0.00	0.00
UNIT FUEL TYPE	FUEL ID	33	0	0
-------- YEAR 2012 --------				
-------- YEAR 2013 --------				
-------- YEAR 2014 --------				
-------- YEAR 2015 --------				
-------- YEAR 2016 --------				
-------- YEAR 2017 --------				

-------- YEAR 2018 --------

-------- YEAR 2019 --------

-------- YEAR 2020 --------

-------- YEAR 2021 --------

-------- YEAR 2022 --------

-------- YEAR 2023 --------

-------- YEAR 2024 --------

-------- YEAR 2025 --------

-------- YEAR 2026 --------

-------- YEAR 2027 --------

-------- YEAR 2028 --------

-------- YEAR 2029 --------

-------- YEAR 2030 --------

-------- YEAR 2031 --------

-------- YEAR 2032 --------

-------- YEAR 2033 --------

-------- YEAR 2034 --------

-------- YEAR 2035 --------

-------- YEAR 2036 --------

-------- YEAR 2037 --------

-------- YEAR 2038 --------

-------- YEAR 2039 --------

-------- YEAR 2040 --------

THERMAL UNIT 34 KAMMER 2

UNIT FUELS		1	2	3
-------- YEAR 2011 --------				
MINIMUM BURN PCT	%	100.00	0.00	0.00
UNIT FUEL AUXILIARY COSTS	$/MBTU	0.20	0.00	0.00
UNIT FUEL TYPE	FUEL ID	34	0	0

-------- YEAR 2012 --------

-------- YEAR 2013 --------

-------- YEAR 2014 --------

-------- YEAR 2015 --------

NOTE: DATA DISPLAYED AFTER 2011 ONLY IF
VALUE CHANGED FROM PREVIOUS YEAR.

AEP EAST
GENERATION AND FUEL MODULE
INPUT SUMMARY REPORT

QUALIFIER = GAF.INPUT.THERMAL UNIT.

THERMAL UNIT 34 KAMMER 2
UNIT FUELS 1 2 3

-------- YEAR 2016 --------

-------- YEAR 2017 --------

-------- YEAR 2018 --------

-------- YEAR 2019 --------

-------- YEAR 2020 --------

-------- YEAR 2021 --------

-------- YEAR 2022 --------

-------- YEAR 2023 --------

-------- YEAR 2024 --------

-------- YEAR 2025 --------

-------- YEAR 2026 --------

-------- YEAR 2027 --------

-------- YEAR 2028 --------

-------- YEAR 2029 --------

-------- YEAR 2030 --------

-------- YEAR 2031 --------

-------- YEAR 2032 --------

-------- YEAR 2033 --------

-------- YEAR 2034 --------

-------- YEAR 2035 --------

-------- YEAR 2036 --------

-------- YEAR 2037 --------

-------- YEAR 2038 --------

-------- YEAR 2039 --------

-------- YEAR 2040 --------

THERMAL UNIT 35 KAMMER 3
UNIT FUELS 1 2 3

-------- YEAR 2011 --------

MINIMUM BURN PCT	%	100.00	0.00	0.00
UNIT FUEL AUXILIARY COSTS	$/MBTU	0.20	0.00	0.00
UNIT FUEL TYPE	FUEL ID	35	0	0

-------- YEAR 2012 --------

-------- YEAR 2013 --------

-------- YEAR 2014 --------

-------- YEAR 2015 --------

-------- YEAR 2016 --------

-------- YEAR 2017 --------

-------- YEAR 2018 --------

-------- YEAR 2019 --------

-------- YEAR 2020 --------

-------- YEAR 2021 --------

-------- YEAR 2022 --------

-------- YEAR 2023 --------

-------- YEAR 2024 --------

-------- YEAR 2025 --------

-------- YEAR 2026 --------

-------- YEAR 2027 --------

-------- YEAR 2028 --------

-------- YEAR 2029 --------

-------- YEAR 2030 --------

-------- YEAR 2031 --------

-------- YEAR 2032 --------

-------- YEAR 2033 --------

-------- YEAR 2034 --------

-------- YEAR 2035 --------

-------- YEAR 2036 --------

-------- YEAR 2037 --------

-------- YEAR 2038 --------

-------- YEAR 2039 --------

-------- YEAR 2040 --------

THERMAL UNIT	36	KANAWHA 1		
UNIT FUELS		1	2	3
-------- YEAR 2011 --------				
MINIMUM BURN PCT	%	100.00	0.00	0.00
UNIT FUEL AUXILIARY COSTS	$/MBTU	0.10	0.00	0.00
UNIT FUEL TYPE	FUEL ID	36	0	0

-------- YEAR 2012 --------

-------- YEAR 2013 --------

-------- YEAR 2014 --------

-------- YEAR 2015 --------

-------- YEAR 2016 --------

-------- YEAR 2017 --------

-------- YEAR 2018 --------

-------- YEAR 2019 --------

-------- YEAR 2020 --------

-------- YEAR 2021 --------

-------- YEAR 2022 --------

-------- YEAR 2023 --------

-------- YEAR 2024 --------

-------- YEAR 2025 --------

-------- YEAR 2026 --------

-------- YEAR 2027 --------

-------- YEAR 2028 --------

NOTE: DATA DISPLAYED AFTER 2011 ONLY IF
VALUE CHANGED FROM PREVIOUS YEAR.

AEP EAST
GENERATION AND FUEL MODULE
INPUT SUMMARY REPORT

QUALIFIER = GAF.INPUT.THERMAL UNIT.

THERMAL UNIT 36 KANAWHA 1
UNIT FUELS 1 2 3

-------- YEAR 2029 --------

-------- YEAR 2030 --------

-------- YEAR 2031 --------

-------- YEAR 2032 --------

-------- YEAR 2033 --------

-------- YEAR 2034 --------

-------- YEAR 2035 --------

-------- YEAR 2036 --------

-------- YEAR 2037 --------

-------- YEAR 2038 --------

-------- YEAR 2039 --------

-------- YEAR 2040 --------

THERMAL UNIT 37 KANAWHA 2
UNIT FUELS 1 2 3

-------- YEAR 2011 --------

MINIMUM BURN PCT	%	100.00	0.00	0.00
UNIT FUEL AUXILIARY COSTS	$/MBTU	0.10	0.00	0.00
UNIT FUEL TYPE	FUEL ID	37	0	0

-------- YEAR 2012 --------

-------- YEAR 2013 --------

-------- YEAR 2014 --------

-------- YEAR 2015 --------

-------- YEAR 2016 --------

-------- YEAR 2017 --------

-------- YEAR 2018 --------

-------- YEAR 2019 --------

-------- YEAR 2020 --------

-------- YEAR 2021 --------

-------- YEAR 2022 --------

-------- YEAR 2023 --------

-------- YEAR 2024 --------

-------- YEAR 2025 --------

-------- YEAR 2026 --------

-------- YEAR 2027 --------

-------- YEAR 2028 --------

-------- YEAR 2029 --------

-------- YEAR 2030 --------

-------- YEAR 2031 --------

-------- YEAR 2032 --------

-------- YEAR 2033 --------

-------- YEAR 2034 --------

-------- YEAR 2035 --------

-------- YEAR 2036 --------

-------- YEAR 2037 --------

-------- YEAR 2038 --------

-------- YEAR 2039 --------

-------- YEAR 2040 --------

THERMAL UNIT 38 KYGER 1
UNIT FUELS 1 2 3

-------- YEAR 2011 --------

MINIMUM BURN PCT	%	100.00	0.00	0.00
UNIT FUEL AUXILIARY COSTS	$/MBTU	0.00	0.00	0.00

UNIT FUEL TYPE FUEL ID 38 0 0

-------- YEAR 2012 --------

-------- YEAR 2013 --------

-------- YEAR 2014 --------

-------- YEAR 2015 --------

-------- YEAR 2016 --------

-------- YEAR 2017 --------

-------- YEAR 2018 --------

-------- YEAR 2019 --------

-------- YEAR 2020 --------

-------- YEAR 2021 --------

-------- YEAR 2022 --------

-------- YEAR 2023 --------

-------- YEAR 2024 --------

-------- YEAR 2025 --------

-------- YEAR 2026 --------

-------- YEAR 2027 --------

-------- YEAR 2028 --------

-------- YEAR 2029 --------

-------- YEAR 2030 --------

-------- YEAR 2031 --------

-------- YEAR 2032 --------

-------- YEAR 2033 --------

-------- YEAR 2034 --------

-------- YEAR 2035 --------

-------- YEAR 2036 --------

-------- YEAR 2037 --------

-------- YEAR 2038 --------

-------- YEAR 2039 --------

-------- YEAR 2040 --------

NOTE: DATA DISPLAYED AFTER 2011 ONLY IF
VALUE CHANGED FROM PREVIOUS YEAR.

AEP EAST
GENERATION AND FUEL MODULE
INPUT SUMMARY REPORT

QUALIFIER = GAF.INPUT.THERMAL UNIT.

THERMAL UNIT	39	KYGER	2		
UNIT FUELS			1	2	3
-------- YEAR 2011 --------					
MINIMUM BURN PCT	%		100.00	0.00	0.00
UNIT FUEL AUXILIARY COSTS	$/MBTU		0.00	0.00	0.00
UNIT FUEL TYPE	FUEL ID		39	0	0
-------- YEAR 2012 --------					
-------- YEAR 2013 --------					
-------- YEAR 2014 --------					
-------- YEAR 2015 --------					
-------- YEAR 2016 --------					
-------- YEAR 2017 --------					
-------- YEAR 2018 --------					
-------- YEAR 2019 --------					
-------- YEAR 2020 --------					
-------- YEAR 2021 --------					
-------- YEAR 2022 --------					
-------- YEAR 2023 --------					
-------- YEAR 2024 --------					
-------- YEAR 2025 --------					
-------- YEAR 2026 --------					
-------- YEAR 2027 --------					
-------- YEAR 2028 --------					
-------- YEAR 2029 --------					
-------- YEAR 2030 --------					
-------- YEAR 2031 --------					
-------- YEAR 2032 --------					
-------- YEAR 2033 --------					
-------- YEAR 2034 --------					
-------- YEAR 2035 --------					
-------- YEAR 2036 --------					
-------- YEAR 2037 --------					
-------- YEAR 2038 --------					
-------- YEAR 2039 --------					
-------- YEAR 2040 --------					

THERMAL UNIT	40	KYGER	3		
UNIT FUELS			1	2	3
-------- YEAR 2011 --------					
MINIMUM BURN PCT	%		100.00	0.00	0.00
UNIT FUEL AUXILIARY COSTS	$/MBTU		0.00	0.00	0.00
UNIT FUEL TYPE	FUEL ID		40	0	0
-------- YEAR 2012 --------					
-------- YEAR 2013 --------					
-------- YEAR 2014 --------					
-------- YEAR 2015 --------					
-------- YEAR 2016 --------					
-------- YEAR 2017 --------					
-------- YEAR 2018 --------					
-------- YEAR 2019 --------					
-------- YEAR 2020 --------					
-------- YEAR 2021 --------					
-------- YEAR 2022 --------					
-------- YEAR 2023 --------					
-------- YEAR 2024 --------					

-------- YEAR 2025 --------

-------- YEAR 2026 --------

-------- YEAR 2027 --------

-------- YEAR 2028 --------

-------- YEAR 2029 --------

-------- YEAR 2030 --------

-------- YEAR 2031 --------

-------- YEAR 2032 --------

-------- YEAR 2033 --------

-------- YEAR 2034 --------

-------- YEAR 2035 --------

-------- YEAR 2036 --------

-------- YEAR 2037 --------

-------- YEAR 2038 --------

-------- YEAR 2039 --------

-------- YEAR 2040 --------

THERMAL UNIT	41	KYGER	4	
UNIT FUELS		1	2	3

-------- YEAR 2011 --------

MINIMUM BURN PCT	%	100.00	0.00	0.00
UNIT FUEL AUXILIARY COSTS	$/MBTU	0.00	0.00	0.00
UNIT FUEL TYPE	FUEL ID	41	0	0

-------- YEAR 2012 --------

-------- YEAR 2013 --------

-------- YEAR 2014 --------

-------- YEAR 2015 --------

-------- YEAR 2016 --------

-------- YEAR 2017 --------

-------- YEAR 2018 --------

-------- YEAR 2019 --------

-------- YEAR 2020 --------

-------- YEAR 2021 --------

-------- YEAR 2022 --------

NOTE: DATA DISPLAYED AFTER 2011 ONLY IF
VALUE CHANGED FROM PREVIOUS YEAR.

AEP EAST
GENERATION AND FUEL MODULE
INPUT SUMMARY REPORT

QUALIFIER = GAF.INPUT.THERMAL UNIT.

THERMAL UNIT	41	KYGER	4		
UNIT FUELS			1	2	3
-------- YEAR 2023 --------					
-------- YEAR 2024 --------					
-------- YEAR 2025 --------					
-------- YEAR 2026 --------					
-------- YEAR 2027 --------					
-------- YEAR 2028 --------					
-------- YEAR 2029 --------					
-------- YEAR 2030 --------					
-------- YEAR 2031 --------					
-------- YEAR 2032 --------					
-------- YEAR 2033 --------					
-------- YEAR 2034 --------					
-------- YEAR 2035 --------					
-------- YEAR 2036 --------					
-------- YEAR 2037 --------					
-------- YEAR 2038 --------					
-------- YEAR 2039 --------					
-------- YEAR 2040 --------					

THERMAL UNIT	42	KYGER	5		
UNIT FUELS			1	2	3
-------- YEAR 2011 --------					
MINIMUM BURN PCT	%		100.00	0.00	0.00
UNIT FUEL AUXILIARY COSTS	$/MBTU		0.00	0.00	0.00
UNIT FUEL TYPE	FUEL ID		42	0	0
-------- YEAR 2012 --------					
-------- YEAR 2013 --------					
-------- YEAR 2014 --------					
-------- YEAR 2015 --------					
-------- YEAR 2016 --------					
-------- YEAR 2017 --------					
-------- YEAR 2018 --------					
-------- YEAR 2019 --------					
-------- YEAR 2020 --------					
-------- YEAR 2021 --------					
-------- YEAR 2022 --------					
-------- YEAR 2023 --------					
-------- YEAR 2024 --------					
-------- YEAR 2025 --------					
-------- YEAR 2026 --------					
-------- YEAR 2027 --------					
-------- YEAR 2028 --------					
-------- YEAR 2029 --------					
-------- YEAR 2030 --------					
-------- YEAR 2031 --------					
-------- YEAR 2032 --------					
-------- YEAR 2033 --------					
-------- YEAR 2034 --------					
-------- YEAR 2035 --------					
-------- YEAR 2036 --------					
-------- YEAR 2037 --------					

-------- YEAR 2038 --------

-------- YEAR 2039 --------

-------- YEAR 2040 --------

THERMAL UNIT	43	MITCHELL	1	
UNIT FUELS		1	2	3
-------- YEAR 2011 --------				
MINIMUM BURN PCT	%	100.00	0.00	0.00
UNIT FUEL AUXILIARY COSTS	$/MBTU	0.05	0.00	0.00
UNIT FUEL TYPE	FUEL ID	43	0	0

-------- YEAR 2012 --------

-------- YEAR 2013 --------

-------- YEAR 2014 --------

-------- YEAR 2015 --------

-------- YEAR 2016 --------

-------- YEAR 2017 --------

-------- YEAR 2018 --------

-------- YEAR 2019 --------

-------- YEAR 2020 --------

-------- YEAR 2021 --------

-------- YEAR 2022 --------

-------- YEAR 2023 --------

-------- YEAR 2024 --------

-------- YEAR 2025 --------

-------- YEAR 2026 --------

-------- YEAR 2027 --------

-------- YEAR 2028 --------

-------- YEAR 2029 --------

-------- YEAR 2030 --------

-------- YEAR 2031 --------

-------- YEAR 2032 --------

-------- YEAR 2033 --------

-------- YEAR 2034 --------

-------- YEAR 2035 --------

NOTE: DATA DISPLAYED AFTER 2011 ONLY IF
VALUE CHANGED FROM PREVIOUS YEAR.

AEP EAST
GENERATION AND FUEL MODULE
INPUT SUMMARY REPORT

QUALIFIER = GAF.INPUT.THERMAL UNIT.

THERMAL UNIT	43	MITCHELL 1		
UNIT FUELS		1	2	3
-------- YEAR 2036 --------				
-------- YEAR 2037 --------				
-------- YEAR 2038 --------				
-------- YEAR 2039 --------				
-------- YEAR 2040 --------				
THERMAL UNIT	44	MITCHELL 2		
UNIT FUELS		1	2	3
-------- YEAR 2011 --------				
MINIMUM BURN PCT	%	100.00	0.00	0.00
UNIT FUEL AUXILIARY COSTS	$/MBTU	0.05	0.00	0.00
UNIT FUEL TYPE	FUEL ID	44	0	0
-------- YEAR 2012 --------				
-------- YEAR 2013 --------				
-------- YEAR 2014 --------				
-------- YEAR 2015 --------				
-------- YEAR 2016 --------				
-------- YEAR 2017 --------				
-------- YEAR 2018 --------				
-------- YEAR 2019 --------				
-------- YEAR 2020 --------				
-------- YEAR 2021 --------				
-------- YEAR 2022 --------				
-------- YEAR 2023 --------				
-------- YEAR 2024 --------				
-------- YEAR 2025 --------				
-------- YEAR 2026 --------				
-------- YEAR 2027 --------				
-------- YEAR 2028 --------				
-------- YEAR 2029 --------				
-------- YEAR 2030 --------				
-------- YEAR 2031 --------				
-------- YEAR 2032 --------				
-------- YEAR 2033 --------				
-------- YEAR 2034 --------				
-------- YEAR 2035 --------				
-------- YEAR 2036 --------				
-------- YEAR 2037 --------				
-------- YEAR 2038 --------				
-------- YEAR 2039 --------				
-------- YEAR 2040 --------				
THERMAL UNIT	45	MOUNT_ER 1		
UNIT FUELS		1	2	3
-------- YEAR 2011 --------				
MINIMUM BURN PCT	%	100.00	0.00	0.00
UNIT FUEL AUXILIARY COSTS	$/MBTU	0.00	0.00	0.00
UNIT FUEL TYPE	FUEL ID	45	0	0
-------- YEAR 2012 --------				
-------- YEAR 2013 --------				
-------- YEAR 2014 --------				
-------- YEAR 2015 --------				
-------- YEAR 2016 --------				
-------- YEAR 2017 --------				

-------- YEAR 2018 --------

-------- YEAR 2019 --------

-------- YEAR 2020 --------

-------- YEAR 2021 --------

-------- YEAR 2022 --------

-------- YEAR 2023 --------

-------- YEAR 2024 --------

-------- YEAR 2025 --------

-------- YEAR 2026 --------

-------- YEAR 2027 --------

-------- YEAR 2028 --------

-------- YEAR 2029 --------

-------- YEAR 2030 --------

-------- YEAR 2031 --------

-------- YEAR 2032 --------

-------- YEAR 2033 --------

-------- YEAR 2034 --------

-------- YEAR 2035 --------

-------- YEAR 2036 --------

-------- YEAR 2037 --------

-------- YEAR 2038 --------

-------- YEAR 2039 --------

-------- YEAR 2040 --------

THERMAL UNIT	46	MUSK RVR	1	
UNIT FUELS		1	2	3

-------- YEAR 2011 --------

MINIMUM BURN PCT	%	100.00	0.00	0.00
UNIT FUEL AUXILIARY COSTS	$/MBTU	0.05	0.00	0.00
UNIT FUEL TYPE	FUEL ID	46	0	0

-------- YEAR 2012 --------

-------- YEAR 2013 --------

-------- YEAR 2014 --------

-------- YEAR 2015 --------

NOTE: DATA DISPLAYED AFTER 2011 ONLY IF
VALUE CHANGED FROM PREVIOUS YEAR.

AEP EAST
GENERATION AND FUEL MODULE
INPUT SUMMARY REPORT

QUALIFIER = GAF.INPUT.THERMAL UNIT.

THERMAL UNIT 46 MUSK RVR 1
UNIT FUELS 1 2 3

-------- YEAR 2016 --------

-------- YEAR 2017 --------

-------- YEAR 2018 --------

-------- YEAR 2019 --------

-------- YEAR 2020 --------

-------- YEAR 2021 --------

-------- YEAR 2022 --------

-------- YEAR 2023 --------

-------- YEAR 2024 --------

-------- YEAR 2025 --------

-------- YEAR 2026 --------

-------- YEAR 2027 --------

-------- YEAR 2028 --------

-------- YEAR 2029 --------

-------- YEAR 2030 --------

-------- YEAR 2031 --------

-------- YEAR 2032 --------

-------- YEAR 2033 --------

-------- YEAR 2034 --------

-------- YEAR 2035 --------

-------- YEAR 2036 --------

-------- YEAR 2037 --------

-------- YEAR 2038 --------

-------- YEAR 2039 --------

-------- YEAR 2040 --------

THERMAL UNIT 47 MUSK RVR 2
UNIT FUELS 1 2 3

-------- YEAR 2011 --------

MINIMUM BURN PCT	%	100.00	0.00	0.00
UNIT FUEL AUXILIARY COSTS	$/MBTU	0.05	0.00	0.00
UNIT FUEL TYPE	FUEL ID	47	0	0

-------- YEAR 2012 --------

-------- YEAR 2013 --------

-------- YEAR 2014 --------

-------- YEAR 2015 --------

-------- YEAR 2016 --------

-------- YEAR 2017 --------

-------- YEAR 2018 --------

-------- YEAR 2019 --------

-------- YEAR 2020 --------

-------- YEAR 2021 --------

-------- YEAR 2022 --------

-------- YEAR 2023 --------

-------- YEAR 2024 --------

-------- YEAR 2025 --------

-------- YEAR 2026 --------

-------- YEAR 2027 --------

-------- YEAR 2028 --------

-------- YEAR 2029 --------

-------- YEAR 2030 --------

-------- YEAR 2031 --------

-------- YEAR 2032 --------

-------- YEAR 2033 --------

-------- YEAR 2034 --------

-------- YEAR 2035 --------

-------- YEAR 2036 --------

-------- YEAR 2037 --------

-------- YEAR 2038 --------

-------- YEAR 2039 --------

-------- YEAR 2040 --------

THERMAL UNIT	48	MUSK RVR	3	
UNIT FUELS		1	2	3

-------- YEAR 2011 --------

MINIMUM BURN PCT	%	100.00	0.00	0.00
UNIT FUEL AUXILIARY COSTS	$/MBTU	0.05	0.00	0.00
UNIT FUEL TYPE	FUEL ID	48	0	0

-------- YEAR 2012 --------

-------- YEAR 2013 --------

-------- YEAR 2014 --------

-------- YEAR 2015 --------

-------- YEAR 2016 --------

-------- YEAR 2017 --------

-------- YEAR 2018 --------

-------- YEAR 2019 --------

-------- YEAR 2020 --------

-------- YEAR 2021 --------

-------- YEAR 2022 --------

-------- YEAR 2023 --------

-------- YEAR 2024 --------

-------- YEAR 2025 --------

-------- YEAR 2026 --------

-------- YEAR 2027 --------

-------- YEAR 2028 --------

NOTE: DATA DISPLAYED AFTER 2011 ONLY IF
VALUE CHANGED FROM PREVIOUS YEAR.

AEP EAST
GENERATION AND FUEL MODULE
INPUT SUMMARY REPORT

QUALIFIER = GAF.INPUT.THERMAL UNIT.

THERMAL UNIT 48 MUSK RVR 3
UNIT FUELS 1 2 3

-------- YEAR 2029 --------

-------- YEAR 2030 --------

-------- YEAR 2031 --------

-------- YEAR 2032 --------

-------- YEAR 2033 --------

-------- YEAR 2034 --------

-------- YEAR 2035 --------

-------- YEAR 2036 --------

-------- YEAR 2037 --------

-------- YEAR 2038 --------

-------- YEAR 2039 --------

-------- YEAR 2040 --------

THERMAL UNIT 49 MUSK RVR 4
UNIT FUELS 1 2 3

-------- YEAR 2011 --------

MINIMUM BURN PCT	%	100.00	0.00	0.00
UNIT FUEL AUXILIARY COSTS	$/MBTU	0.05	0.00	0.00
UNIT FUEL TYPE	FUEL ID	49	0	0

-------- YEAR 2012 --------

-------- YEAR 2013 --------

-------- YEAR 2014 --------

-------- YEAR 2015 --------

-------- YEAR 2016 --------

-------- YEAR 2017 --------

-------- YEAR 2018 --------

-------- YEAR 2019 --------

-------- YEAR 2020 --------

-------- YEAR 2021 --------

-------- YEAR 2022 --------

-------- YEAR 2023 --------

-------- YEAR 2024 --------

-------- YEAR 2025 --------

-------- YEAR 2026 --------

-------- YEAR 2027 --------

-------- YEAR 2028 --------

-------- YEAR 2029 --------

-------- YEAR 2030 --------

-------- YEAR 2031 --------

-------- YEAR 2032 --------

-------- YEAR 2033 --------

-------- YEAR 2034 --------

-------- YEAR 2035 --------

-------- YEAR 2036 --------

-------- YEAR 2037 --------

-------- YEAR 2038 --------

-------- YEAR 2039 --------

-------- YEAR 2040 --------

THERMAL UNIT 50 MUSK RVR 5
UNIT FUELS 1 2 3

-------- YEAR 2011 --------

MINIMUM BURN PCT	%	100.00	0.00	0.00
UNIT FUEL AUXILIARY COSTS	$/MBTU	0.05	0.00	0.00

UNIT FUEL TYPE FUEL ID 50 0 0

-------- YEAR 2012 --------

-------- YEAR 2013 --------

-------- YEAR 2014 --------

-------- YEAR 2015 --------

-------- YEAR 2016 --------

-------- YEAR 2017 --------

-------- YEAR 2018 --------

-------- YEAR 2019 --------

-------- YEAR 2020 --------

-------- YEAR 2021 --------

-------- YEAR 2022 --------

-------- YEAR 2023 --------

-------- YEAR 2024 --------

-------- YEAR 2025 --------

-------- YEAR 2026 --------

-------- YEAR 2027 --------

-------- YEAR 2028 --------

-------- YEAR 2029 --------

-------- YEAR 2030 --------

-------- YEAR 2031 --------

-------- YEAR 2032 --------

-------- YEAR 2033 --------

-------- YEAR 2034 --------

-------- YEAR 2035 --------

-------- YEAR 2036 --------

-------- YEAR 2037 --------

-------- YEAR 2038 --------

-------- YEAR 2039 --------

-------- YEAR 2040 --------

NOTE: DATA DISPLAYED AFTER 2011 ONLY IF
VALUE CHANGED FROM PREVIOUS YEAR.

AEP EAST
GENERATION AND FUEL MODULE
INPUT SUMMARY REPORT

QUALIFIER = GAF.INPUT.THERMAL UNIT.

THERMAL UNIT	51	P SPORN 1		
UNIT FUELS		1	2	3
-------- YEAR 2011 --------				
MINIMUM BURN PCT	%	100.00	0.00	0.00
UNIT FUEL AUXILIARY COSTS	$/MBTU	0.11	0.00	0.00
UNIT FUEL TYPE	FUEL ID	51	0	0
-------- YEAR 2012 --------				
-------- YEAR 2013 --------				
-------- YEAR 2014 --------				
-------- YEAR 2015 --------				
-------- YEAR 2016 --------				
-------- YEAR 2017 --------				
-------- YEAR 2018 --------				
-------- YEAR 2019 --------				
-------- YEAR 2020 --------				
-------- YEAR 2021 --------				
-------- YEAR 2022 --------				
-------- YEAR 2023 --------				
-------- YEAR 2024 --------				
-------- YEAR 2025 --------				
-------- YEAR 2026 --------				
-------- YEAR 2027 --------				
-------- YEAR 2028 --------				
-------- YEAR 2029 --------				
-------- YEAR 2030 --------				
-------- YEAR 2031 --------				
-------- YEAR 2032 --------				
-------- YEAR 2033 --------				
-------- YEAR 2034 --------				
-------- YEAR 2035 --------				
-------- YEAR 2036 --------				
-------- YEAR 2037 --------				
-------- YEAR 2038 --------				
-------- YEAR 2039 --------				
-------- YEAR 2040 --------				

THERMAL UNIT	52	P SPORN 2		
UNIT FUELS		1	2	3
-------- YEAR 2011 --------				
MINIMUM BURN PCT	%	100.00	0.00	0.00
UNIT FUEL AUXILIARY COSTS	$/MBTU	0.11	0.00	0.00
UNIT FUEL TYPE	FUEL ID	52	0	0
-------- YEAR 2012 --------				
-------- YEAR 2013 --------				
-------- YEAR 2014 --------				
-------- YEAR 2015 --------				
-------- YEAR 2016 --------				
-------- YEAR 2017 --------				
-------- YEAR 2018 --------				
-------- YEAR 2019 --------				
-------- YEAR 2020 --------				
-------- YEAR 2021 --------				
-------- YEAR 2022 --------				
-------- YEAR 2023 --------				
-------- YEAR 2024 --------				

-------- YEAR 2025 --------

-------- YEAR 2026 --------

-------- YEAR 2027 --------

-------- YEAR 2028 --------

-------- YEAR 2029 --------

-------- YEAR 2030 --------

-------- YEAR 2031 --------

-------- YEAR 2032 --------

-------- YEAR 2033 --------

-------- YEAR 2034 --------

-------- YEAR 2035 --------

-------- YEAR 2036 --------

-------- YEAR 2037 --------

-------- YEAR 2038 --------

-------- YEAR 2039 --------

-------- YEAR 2040 --------

THERMAL UNIT	53	P SPORN 3		
UNIT FUELS		1	2	3

-------- YEAR 2011 --------

MINIMUM BURN PCT	%	100.00	0.00	0.00
UNIT FUEL AUXILIARY COSTS	$/MBTU	0.11	0.00	0.00
UNIT FUEL TYPE	FUEL ID	53	0	0

-------- YEAR 2012 --------

-------- YEAR 2013 --------

-------- YEAR 2014 --------

-------- YEAR 2015 --------

-------- YEAR 2016 --------

-------- YEAR 2017 --------

-------- YEAR 2018 --------

-------- YEAR 2019 --------

-------- YEAR 2020 --------

-------- YEAR 2021 --------

-------- YEAR 2022 --------

NOTE: DATA DISPLAYED AFTER 2011 ONLY IF
VALUE CHANGED FROM PREVIOUS YEAR.

AEP EAST
GENERATION AND FUEL MODULE
INPUT SUMMARY REPORT

QUALIFIER = GAF.INPUT.THERMAL UNIT.

THERMAL UNIT		53	P SPORN	3	
UNIT FUELS			1	2	3
-------- YEAR 2023 --------					
-------- YEAR 2024 --------					
-------- YEAR 2025 --------					
-------- YEAR 2026 --------					
-------- YEAR 2027 --------					
-------- YEAR 2028 --------					
-------- YEAR 2029 --------					
-------- YEAR 2030 --------					
-------- YEAR 2031 --------					
-------- YEAR 2032 --------					
-------- YEAR 2033 --------					
-------- YEAR 2034 --------					
-------- YEAR 2035 --------					
-------- YEAR 2036 --------					
-------- YEAR 2037 --------					
-------- YEAR 2038 --------					
-------- YEAR 2039 --------					
-------- YEAR 2040 --------					
THERMAL UNIT		54	P SPORN	4	
UNIT FUELS			1	2	3
-------- YEAR 2011 --------					
MINIMUM BURN PCT	%		100.00	0.00	0.00
UNIT FUEL AUXILIARY COSTS	$/MBTU		0.11	0.00	0.00
UNIT FUEL TYPE	FUEL ID		54	0	0
-------- YEAR 2012 --------					
-------- YEAR 2013 --------					
-------- YEAR 2014 --------					
-------- YEAR 2015 --------					
-------- YEAR 2016 --------					
-------- YEAR 2017 --------					
-------- YEAR 2018 --------					
-------- YEAR 2019 --------					
-------- YEAR 2020 --------					
-------- YEAR 2021 --------					
-------- YEAR 2022 --------					
-------- YEAR 2023 --------					
-------- YEAR 2024 --------					
-------- YEAR 2025 --------					
-------- YEAR 2026 --------					
-------- YEAR 2027 --------					
-------- YEAR 2028 --------					
-------- YEAR 2029 --------					
-------- YEAR 2030 --------					
-------- YEAR 2031 --------					
-------- YEAR 2032 --------					
-------- YEAR 2033 --------					
-------- YEAR 2034 --------					
-------- YEAR 2035 --------					
-------- YEAR 2036 --------					
-------- YEAR 2037 --------					

-------- YEAR 2038 --------

-------- YEAR 2039 --------

-------- YEAR 2040 --------

THERMAL UNIT	55	P SPORN	5		
UNIT FUELS			1	2	3

-------- YEAR 2011 --------

MINIMUM BURN PCT	%	100.00	0.00	0.00
UNIT FUEL AUXILIARY COSTS	$/MBTU	0.11	0.00	0.00
UNIT FUEL TYPE	FUEL ID	55	0	0

-------- YEAR 2012 --------

-------- YEAR 2013 --------

-------- YEAR 2014 --------

-------- YEAR 2015 --------

-------- YEAR 2016 --------

-------- YEAR 2017 --------

-------- YEAR 2018 --------

-------- YEAR 2019 --------

-------- YEAR 2020 --------

-------- YEAR 2021 --------

-------- YEAR 2022 --------

-------- YEAR 2023 --------

-------- YEAR 2024 --------

-------- YEAR 2025 --------

-------- YEAR 2026 --------

-------- YEAR 2027 --------

-------- YEAR 2028 --------

-------- YEAR 2029 --------

-------- YEAR 2030 --------

-------- YEAR 2031 --------

-------- YEAR 2032 --------

-------- YEAR 2033 --------

-------- YEAR 2034 --------

-------- YEAR 2035 --------

NOTE: DATA DISPLAYED AFTER 2011 ONLY IF
VALUE CHANGED FROM PREVIOUS YEAR.

AEP EAST
GENERATION AND FUEL MODULE
INPUT SUMMARY REPORT

QUALIFIER = GAF.INPUT.THERMAL UNIT.

THERMAL UNIT	55	P SPORN 5		
UNIT FUELS		1	2	3
-------- YEAR 2036 --------				
-------- YEAR 2037 --------				
-------- YEAR 2038 --------				
-------- YEAR 2039 --------				
-------- YEAR 2040 --------				
THERMAL UNIT	56	PICWAY 5		
UNIT FUELS		1	2	3
-------- YEAR 2011 --------				
MINIMUM BURN PCT	%	100.00	0.00	0.00
UNIT FUEL AUXILIARY COSTS	$/MBTU	0.10	0.00	0.00
UNIT FUEL TYPE	FUEL ID	56	0	0
-------- YEAR 2012 --------				
-------- YEAR 2013 --------				
-------- YEAR 2014 --------				
-------- YEAR 2015 --------				
-------- YEAR 2016 --------				
-------- YEAR 2017 --------				
-------- YEAR 2018 --------				
-------- YEAR 2019 --------				
-------- YEAR 2020 --------				
-------- YEAR 2021 --------				
-------- YEAR 2022 --------				
-------- YEAR 2023 --------				
-------- YEAR 2024 --------				
-------- YEAR 2025 --------				
-------- YEAR 2026 --------				
-------- YEAR 2027 --------				
-------- YEAR 2028 --------				
-------- YEAR 2029 --------				
-------- YEAR 2030 --------				
-------- YEAR 2031 --------				
-------- YEAR 2032 --------				
-------- YEAR 2033 --------				
-------- YEAR 2034 --------				
-------- YEAR 2035 --------				
-------- YEAR 2036 --------				
-------- YEAR 2037 --------				
-------- YEAR 2038 --------				
-------- YEAR 2039 --------				
-------- YEAR 2040 --------				
THERMAL UNIT	57	RPRET_IM 1		
UNIT FUELS		1	2	3
-------- YEAR 2011 --------				
MINIMUM BURN PCT	%	100.00	0.00	0.00
UNIT FUEL AUXILIARY COSTS	$/MBTU	0.06	0.00	0.00
UNIT FUEL TYPE	FUEL ID	58	0	0
-------- YEAR 2012 --------				
-------- YEAR 2013 --------				
-------- YEAR 2014 --------				
-------- YEAR 2015 --------				
-------- YEAR 2016 --------				
-------- YEAR 2017 --------				

-------- YEAR 2018 --------

-------- YEAR 2019 --------

-------- YEAR 2020 --------

-------- YEAR 2021 --------

-------- YEAR 2022 --------

-------- YEAR 2023 --------

-------- YEAR 2024 --------

-------- YEAR 2025 --------

-------- YEAR 2026 --------

-------- YEAR 2027 --------

-------- YEAR 2028 --------

-------- YEAR 2029 --------

-------- YEAR 2030 --------

-------- YEAR 2031 --------

-------- YEAR 2032 --------

-------- YEAR 2033 --------

-------- YEAR 2034 --------

-------- YEAR 2035 --------

-------- YEAR 2036 --------

-------- YEAR 2037 --------

-------- YEAR 2038 --------

-------- YEAR 2039 --------

-------- YEAR 2040 --------

THERMAL UNIT	58	RPRUN_IM 1		
UNIT FUELS		1	2	3

-------- YEAR 2011 --------

MINIMUM BURN PCT	%	100.00	0.00	0.00
UNIT FUEL AUXILIARY COSTS	$/MBTU	0.06	0.00	0.00
UNIT FUEL TYPE	FUEL ID	58	0	0

-------- YEAR 2012 --------

-------- YEAR 2013 --------

-------- YEAR 2014 --------

-------- YEAR 2015 --------

NOTE: DATA DISPLAYED AFTER 2011 ONLY IF
VALUE CHANGED FROM PREVIOUS YEAR.

AEP EAST
GENERATION AND FUEL MODULE
INPUT SUMMARY REPORT

QUALIFIER = GAF.INPUT.THERMAL UNIT.

THERMAL UNIT	58	RPRUN_IM	1	
UNIT FUELS		1	2	3

-------- YEAR 2016 --------

-------- YEAR 2017 --------

-------- YEAR 2018 --------

-------- YEAR 2019 --------

-------- YEAR 2020 --------

-------- YEAR 2021 --------

-------- YEAR 2022 --------

-------- YEAR 2023 --------

-------- YEAR 2024 --------

-------- YEAR 2025 --------

-------- YEAR 2026 --------

-------- YEAR 2027 --------

-------- YEAR 2028 --------

-------- YEAR 2029 --------

-------- YEAR 2030 --------

-------- YEAR 2031 --------

-------- YEAR 2032 --------

-------- YEAR 2033 --------

-------- YEAR 2034 --------

-------- YEAR 2035 --------

-------- YEAR 2036 --------

-------- YEAR 2037 --------

-------- YEAR 2038 --------

-------- YEAR 2039 --------

-------- YEAR 2040 --------

THERMAL UNIT	59	ROCKP_IM	2	
UNIT FUELS		1	2	3

-------- YEAR 2011 --------

MINIMUM BURN PCT	%	100.00	0.00	0.00
UNIT FUEL AUXILIARY COSTS	$/MBTU	0.06	0.00	0.00
UNIT FUEL TYPE	FUEL ID	59	0	0

-------- YEAR 2012 --------

-------- YEAR 2013 --------

-------- YEAR 2014 --------

-------- YEAR 2015 --------

-------- YEAR 2016 --------

-------- YEAR 2017 --------

-------- YEAR 2018 --------

-------- YEAR 2019 --------

-------- YEAR 2020 --------

-------- YEAR 2021 --------

-------- YEAR 2022 --------

-------- YEAR 2023 --------

-------- YEAR 2024 --------

-------- YEAR 2025 --------

-------- YEAR 2026 --------

-------- YEAR 2027 --------

-------- YEAR 2028 --------

-------- YEAR 2029 --------

-------- YEAR 2030 --------

-------- YEAR 2031 --------

-------- YEAR 2032 --------

-------- YEAR 2033 --------

-------- YEAR 2034 --------

-------- YEAR 2035 --------

-------- YEAR 2036 --------

-------- YEAR 2037 --------

-------- YEAR 2038 --------

-------- YEAR 2039 --------

-------- YEAR 2040 --------

THERMAL UNIT		61	STUART	1	
UNIT FUELS			1	2	3
-------- YEAR 2011 --------					
MINIMUM BURN PCT	%		100.00	0.00	0.00
UNIT FUEL AUXILIARY COSTS	$/MBTU		0.06	0.00	0.00
UNIT FUEL TYPE	FUEL ID		61	0	0

-------- YEAR 2012 --------

-------- YEAR 2013 --------

-------- YEAR 2014 --------

-------- YEAR 2015 --------

-------- YEAR 2016 --------

-------- YEAR 2017 --------

-------- YEAR 2018 --------

-------- YEAR 2019 --------

-------- YEAR 2020 --------

-------- YEAR 2021 --------

-------- YEAR 2022 --------

-------- YEAR 2023 --------

-------- YEAR 2024 --------

-------- YEAR 2025 --------

-------- YEAR 2026 --------

-------- YEAR 2027 --------

-------- YEAR 2028 --------

NOTE: DATA DISPLAYED AFTER 2011 ONLY IF
VALUE CHANGED FROM PREVIOUS YEAR.

AEP EAST
GENERATION AND FUEL MODULE
INPUT SUMMARY REPORT

QUALIFIER = GAF.INPUT.THERMAL UNIT.

THERMAL UNIT 61 STUART 1
UNIT FUELS 1 2 3

-------- YEAR 2029 --------

-------- YEAR 2030 --------

-------- YEAR 2031 --------

-------- YEAR 2032 --------

-------- YEAR 2033 --------

-------- YEAR 2034 --------

-------- YEAR 2035 --------

-------- YEAR 2036 --------

-------- YEAR 2037 --------

-------- YEAR 2038 --------

-------- YEAR 2039 --------

-------- YEAR 2040 --------

THERMAL UNIT 62 STUART 2
UNIT FUELS 1 2 3

-------- YEAR 2011 --------

MINIMUM BURN PCT	%	100.00	0.00	0.00
UNIT FUEL AUXILIARY COSTS	$/MBTU	0.06	0.00	0.00
UNIT FUEL TYPE	FUEL ID	62	0	0

-------- YEAR 2012 --------

-------- YEAR 2013 --------

-------- YEAR 2014 --------

-------- YEAR 2015 --------

-------- YEAR 2016 --------

-------- YEAR 2017 --------

-------- YEAR 2018 --------

-------- YEAR 2019 --------

-------- YEAR 2020 --------

-------- YEAR 2021 --------

-------- YEAR 2022 --------

-------- YEAR 2023 --------

-------- YEAR 2024 --------

-------- YEAR 2025 --------

-------- YEAR 2026 --------

-------- YEAR 2027 --------

-------- YEAR 2028 --------

-------- YEAR 2029 --------

-------- YEAR 2030 --------

-------- YEAR 2031 --------

-------- YEAR 2032 --------

-------- YEAR 2033 --------

-------- YEAR 2034 --------

-------- YEAR 2035 --------

-------- YEAR 2036 --------

-------- YEAR 2037 --------

-------- YEAR 2038 --------

-------- YEAR 2039 --------

-------- YEAR 2040 --------

THERMAL UNIT 63 STUART 3
UNIT FUELS 1 2 3

-------- YEAR 2011 --------

MINIMUM BURN PCT	%	100.00	0.00	0.00
UNIT FUEL AUXILIARY COSTS	$/MBTU	0.06	0.00	0.00

UNIT FUEL TYPE FUEL ID 63 0 0

-------- YEAR 2012 --------

-------- YEAR 2013 --------

-------- YEAR 2014 --------

-------- YEAR 2015 --------

-------- YEAR 2016 --------

-------- YEAR 2017 --------

-------- YEAR 2018 --------

-------- YEAR 2019 --------

-------- YEAR 2020 --------

-------- YEAR 2021 --------

-------- YEAR 2022 --------

-------- YEAR 2023 --------

-------- YEAR 2024 --------

-------- YEAR 2025 --------

-------- YEAR 2026 --------

-------- YEAR 2027 --------

-------- YEAR 2028 --------

-------- YEAR 2029 --------

-------- YEAR 2030 --------

-------- YEAR 2031 --------

-------- YEAR 2032 --------

-------- YEAR 2033 --------

-------- YEAR 2034 --------

-------- YEAR 2035 --------

-------- YEAR 2036 --------

-------- YEAR 2037 --------

-------- YEAR 2038 --------

-------- YEAR 2039 --------

-------- YEAR 2040 --------

NOTE: DATA DISPLAYED AFTER 2011 ONLY IF
VALUE CHANGED FROM PREVIOUS YEAR.

AEP EAST
GENERATION AND FUEL MODULE
INPUT SUMMARY REPORT

QUALIFIER = GAF.INPUT.THERMAL UNIT.

THERMAL UNIT	64	STUART 4		
UNIT FUELS		1	2	3
-------- YEAR 2011 --------				
MINIMUM BURN PCT	%	100.00	0.00	0.00
UNIT FUEL AUXILIARY COSTS	$/MBTU	0.06	0.00	0.00
UNIT FUEL TYPE	FUEL ID	64	0	0
-------- YEAR 2012 --------				
-------- YEAR 2013 --------				
-------- YEAR 2014 --------				
-------- YEAR 2015 --------				
-------- YEAR 2016 --------				
-------- YEAR 2017 --------				
-------- YEAR 2018 --------				
-------- YEAR 2019 --------				
-------- YEAR 2020 --------				
-------- YEAR 2021 --------				
-------- YEAR 2022 --------				
-------- YEAR 2023 --------				
-------- YEAR 2024 --------				
-------- YEAR 2025 --------				
-------- YEAR 2026 --------				
-------- YEAR 2027 --------				
-------- YEAR 2028 --------				
-------- YEAR 2029 --------				
-------- YEAR 2030 --------				
-------- YEAR 2031 --------				
-------- YEAR 2032 --------				
-------- YEAR 2033 --------				
-------- YEAR 2034 --------				
-------- YEAR 2035 --------				
-------- YEAR 2036 --------				
-------- YEAR 2037 --------				
-------- YEAR 2038 --------				
-------- YEAR 2039 --------				
-------- YEAR 2040 --------				

THERMAL UNIT	65	AMOS_AP 3		
UNIT FUELS		1	2	3
-------- YEAR 2011 --------				
MINIMUM BURN PCT	%	100.00	0.00	0.00
UNIT FUEL AUXILIARY COSTS	$/MBTU	0.08	0.00	0.00
UNIT FUEL TYPE	FUEL ID	3	0	0
-------- YEAR 2012 --------				
-------- YEAR 2013 --------				
-------- YEAR 2014 --------				
-------- YEAR 2015 --------				
-------- YEAR 2016 --------				
-------- YEAR 2017 --------				
-------- YEAR 2018 --------				
-------- YEAR 2019 --------				
-------- YEAR 2020 --------				
-------- YEAR 2021 --------				
-------- YEAR 2022 --------				
-------- YEAR 2023 --------				
-------- YEAR 2024 --------				

-------- YEAR 2025 --------

-------- YEAR 2026 --------

-------- YEAR 2027 --------

-------- YEAR 2028 --------

-------- YEAR 2029 --------

-------- YEAR 2030 --------

-------- YEAR 2031 --------

-------- YEAR 2032 --------

-------- YEAR 2033 --------

-------- YEAR 2034 --------

-------- YEAR 2035 --------

-------- YEAR 2036 --------

-------- YEAR 2037 --------

-------- YEAR 2038 --------

-------- YEAR 2039 --------

-------- YEAR 2040 --------

THERMAL UNIT	66	TANN 1-3 1		
UNIT FUELS		1	2	3

-------- YEAR 2011 --------

MINIMUM BURN PCT	%	100.00	0.00	0.00
UNIT FUEL AUXILIARY COSTS	$/MBTU	0.24	0.00	0.00
UNIT FUEL TYPE	FUEL ID	66	0	0

-------- YEAR 2012 --------

-------- YEAR 2013 --------

-------- YEAR 2014 --------

-------- YEAR 2015 --------

-------- YEAR 2016 --------

-------- YEAR 2017 --------

-------- YEAR 2018 --------

-------- YEAR 2019 --------

-------- YEAR 2020 --------

-------- YEAR 2021 --------

-------- YEAR 2022 --------

NOTE: DATA DISPLAYED AFTER 2011 ONLY IF
VALUE CHANGED FROM PREVIOUS YEAR.

AEP EAST
GENERATION AND FUEL MODULE
INPUT SUMMARY REPORT

QUALIFIER = GAF.INPUT.THERMAL UNIT.

THERMAL UNIT	66	TANN 1-3	1	
UNIT FUELS		1	2	3
-------- YEAR 2023 --------				
-------- YEAR 2024 --------				
-------- YEAR 2025 --------				
-------- YEAR 2026 --------				
-------- YEAR 2027 --------				
-------- YEAR 2028 --------				
-------- YEAR 2029 --------				
-------- YEAR 2030 --------				
-------- YEAR 2031 --------				
-------- YEAR 2032 --------				
-------- YEAR 2033 --------				
-------- YEAR 2034 --------				
-------- YEAR 2035 --------				
-------- YEAR 2036 --------				
-------- YEAR 2037 --------				
-------- YEAR 2038 --------				
-------- YEAR 2039 --------				
-------- YEAR 2040 --------				

THERMAL UNIT	67	TANN 1-3	2	
UNIT FUELS		1	2	3
-------- YEAR 2011 --------				
MINIMUM BURN PCT	%	100.00	0.00	0.00
UNIT FUEL AUXILIARY COSTS	$/MBTU	0.24	0.00	0.00
UNIT FUEL TYPE	FUEL ID	67	0	0
-------- YEAR 2012 --------				
-------- YEAR 2013 --------				
-------- YEAR 2014 --------				
-------- YEAR 2015 --------				
-------- YEAR 2016 --------				
-------- YEAR 2017 --------				
-------- YEAR 2018 --------				
-------- YEAR 2019 --------				
-------- YEAR 2020 --------				
-------- YEAR 2021 --------				
-------- YEAR 2022 --------				
-------- YEAR 2023 --------				
-------- YEAR 2024 --------				
-------- YEAR 2025 --------				
-------- YEAR 2026 --------				
-------- YEAR 2027 --------				
-------- YEAR 2028 --------				
-------- YEAR 2029 --------				
-------- YEAR 2030 --------				
-------- YEAR 2031 --------				
-------- YEAR 2032 --------				
-------- YEAR 2033 --------				
-------- YEAR 2034 --------				
-------- YEAR 2035 --------				
-------- YEAR 2036 --------				
-------- YEAR 2037 --------				

-------- YEAR 2038 --------

-------- YEAR 2039 --------

-------- YEAR 2040 --------

THERMAL UNIT	68	TANN 1-3	3	
UNIT FUELS		1	2	3

-------- YEAR 2011 --------

MINIMUM BURN PCT	%	100.00	0.00	0.00
UNIT FUEL AUXILIARY COSTS	$/MBTU	0.24	0.00	0.00
UNIT FUEL TYPE	FUEL ID	68	0	0

-------- YEAR 2012 --------

-------- YEAR 2013 --------

-------- YEAR 2014 --------

-------- YEAR 2015 --------

-------- YEAR 2016 --------

-------- YEAR 2017 --------

-------- YEAR 2018 --------

-------- YEAR 2019 --------

-------- YEAR 2020 --------

-------- YEAR 2021 --------

-------- YEAR 2022 --------

-------- YEAR 2023 --------

-------- YEAR 2024 --------

-------- YEAR 2025 --------

-------- YEAR 2026 --------

-------- YEAR 2027 --------

-------- YEAR 2028 --------

-------- YEAR 2029 --------

-------- YEAR 2030 --------

-------- YEAR 2031 --------

-------- YEAR 2032 --------

-------- YEAR 2033 --------

-------- YEAR 2034 --------

-------- YEAR 2035 --------

NOTE: DATA DISPLAYED AFTER 2011 ONLY IF
VALUE CHANGED FROM PREVIOUS YEAR.

AEP EAST
GENERATION AND FUEL MODULE
INPUT SUMMARY REPORT

QUALIFIER = GAF.INPUT.THERMAL UNIT.

```
   THERMAL UNIT                      68     TANN 1-3    3
   UNIT FUELS                                     1           2           3

-------- YEAR 2036 --------

-------- YEAR 2037 --------

-------- YEAR 2038 --------

-------- YEAR 2039 --------

-------- YEAR 2040 --------

   THERMAL UNIT                      69     TANN 4      4
   UNIT FUELS                                     1           2           3

-------- YEAR 2011 --------
MINIMUM BURN PCT                      %          100.00        0.00        0.00
UNIT FUEL AUXILIARY COSTS         $/MBTU           0.29        0.00        0.00
UNIT FUEL TYPE                    FUEL ID            69           0           0

-------- YEAR 2012 --------

-------- YEAR 2013 --------

-------- YEAR 2014 --------

-------- YEAR 2015 --------

-------- YEAR 2016 --------

-------- YEAR 2017 --------

-------- YEAR 2018 --------

-------- YEAR 2019 --------

-------- YEAR 2020 --------

-------- YEAR 2021 --------

-------- YEAR 2022 --------

-------- YEAR 2023 --------

-------- YEAR 2024 --------

-------- YEAR 2025 --------

-------- YEAR 2026 --------

-------- YEAR 2027 --------

-------- YEAR 2028 --------

-------- YEAR 2029 --------

-------- YEAR 2030 --------

-------- YEAR 2031 --------

-------- YEAR 2032 --------

-------- YEAR 2033 --------

-------- YEAR 2034 --------

-------- YEAR 2035 --------

-------- YEAR 2036 --------

-------- YEAR 2037 --------

-------- YEAR 2038 --------

-------- YEAR 2039 --------

-------- YEAR 2040 --------

   THERMAL UNIT                      70     ZIMMER      1
   UNIT FUELS                                     1           2           3

-------- YEAR 2011 --------
MINIMUM BURN PCT                      %          100.00        0.00        0.00
UNIT FUEL AUXILIARY COSTS         $/MBTU           0.11        0.00        0.00
UNIT FUEL TYPE                    FUEL ID            70           0           0

-------- YEAR 2012 --------

-------- YEAR 2013 --------

-------- YEAR 2014 --------

-------- YEAR 2015 --------

-------- YEAR 2016 --------

-------- YEAR 2017 --------
```

-------- YEAR 2018 --------

-------- YEAR 2019 --------

-------- YEAR 2020 --------

-------- YEAR 2021 --------

-------- YEAR 2022 --------

-------- YEAR 2023 --------

-------- YEAR 2024 --------

-------- YEAR 2025 --------

-------- YEAR 2026 --------

-------- YEAR 2027 --------

-------- YEAR 2028 --------

-------- YEAR 2029 --------

-------- YEAR 2030 --------

-------- YEAR 2031 --------

-------- YEAR 2032 --------

-------- YEAR 2033 --------

-------- YEAR 2034 --------

-------- YEAR 2035 --------

-------- YEAR 2036 --------

-------- YEAR 2037 --------

-------- YEAR 2038 --------

-------- YEAR 2039 --------

-------- YEAR 2040 --------

THERMAL UNIT	71	ROBTMONE 1		
UNIT FUELS		1	2	3

-------- YEAR 2011 --------

MINIMUM BURN PCT	%	0.00	0.00	0.00
UNIT FUEL AUXILIARY COSTS	$/MBTU	0.00	0.00	0.00
UNIT FUEL TYPE	FUEL ID	71	0	0

-------- YEAR 2012 --------

-------- YEAR 2013 --------

-------- YEAR 2014 --------

-------- YEAR 2015 --------

NOTE: DATA DISPLAYED AFTER 2011 ONLY IF
VALUE CHANGED FROM PREVIOUS YEAR.

AEP EAST
GENERATION AND FUEL MODULE
INPUT SUMMARY REPORT

QUALIFIER = GAF.INPUT.THERMAL UNIT.

THERMAL UNIT	71	ROBTMONE 1		
UNIT FUELS		1	2	3

-------- YEAR 2016 --------

-------- YEAR 2017 --------

-------- YEAR 2018 --------

-------- YEAR 2019 --------

-------- YEAR 2020 --------

-------- YEAR 2021 --------

-------- YEAR 2022 --------

-------- YEAR 2023 --------

-------- YEAR 2024 --------

-------- YEAR 2025 --------

-------- YEAR 2026 --------

-------- YEAR 2027 --------

-------- YEAR 2028 --------

-------- YEAR 2029 --------

-------- YEAR 2030 --------

-------- YEAR 2031 --------

-------- YEAR 2032 --------

-------- YEAR 2033 --------

-------- YEAR 2034 --------

-------- YEAR 2035 --------

-------- YEAR 2036 --------

-------- YEAR 2037 --------

-------- YEAR 2038 --------

-------- YEAR 2039 --------

-------- YEAR 2040 --------

THERMAL UNIT	72	ROBTMONE 2		
UNIT FUELS		1	2	3

-------- YEAR 2011 --------

MINIMUM BURN PCT	%	0.00	0.00	0.00
UNIT FUEL AUXILIARY COSTS	$/MBTU	0.00	0.00	0.00
UNIT FUEL TYPE	FUEL ID	71	0	0

-------- YEAR 2012 --------

-------- YEAR 2013 --------

-------- YEAR 2014 --------

-------- YEAR 2015 --------

-------- YEAR 2016 --------

-------- YEAR 2017 --------

-------- YEAR 2018 --------

-------- YEAR 2019 --------

-------- YEAR 2020 --------

-------- YEAR 2021 --------

-------- YEAR 2022 --------

-------- YEAR 2023 --------

-------- YEAR 2024 --------

-------- YEAR 2025 --------

-------- YEAR 2026 --------

-------- YEAR 2027 --------

-------- YEAR 2028 --------

-------- YEAR 2029 --------

-------- YEAR 2030 --------

-------- YEAR 2031 --------

-------- YEAR 2032 --------

-------- YEAR 2033 --------

-------- YEAR 2034 --------

-------- YEAR 2035 --------

-------- YEAR 2036 --------

-------- YEAR 2037 --------

-------- YEAR 2038 --------

-------- YEAR 2039 --------

-------- YEAR 2040 --------

THERMAL UNIT	73	ROBTMONE	3	
UNIT FUELS		1	2	3
-------- YEAR 2011 --------				
MINIMUM BURN PCT	%	0.00	0.00	0.00
UNIT FUEL AUXILIARY COSTS	$/MBTU	0.00	0.00	0.00
UNIT FUEL TYPE	FUEL ID	71	0	0

-------- YEAR 2012 --------

-------- YEAR 2013 --------

-------- YEAR 2014 --------

-------- YEAR 2015 --------

-------- YEAR 2016 --------

-------- YEAR 2017 --------

-------- YEAR 2018 --------

-------- YEAR 2019 --------

-------- YEAR 2020 --------

-------- YEAR 2021 --------

-------- YEAR 2022 --------

-------- YEAR 2023 --------

-------- YEAR 2024 --------

-------- YEAR 2025 --------

-------- YEAR 2026 --------

-------- YEAR 2027 --------

-------- YEAR 2028 --------

NOTE: DATA DISPLAYED AFTER 2011 ONLY IF
VALUE CHANGED FROM PREVIOUS YEAR.

AEP EAST
GENERATION AND FUEL MODULE
INPUT SUMMARY REPORT

QUALIFIER = GAF.INPUT.THERMAL UNIT.

THERMAL UNIT	73	ROBTMONE 3		
UNIT FUELS		1	2	3
-------- YEAR 2029 --------				
-------- YEAR 2030 --------				
-------- YEAR 2031 --------				
-------- YEAR 2032 --------				
-------- YEAR 2033 --------				
-------- YEAR 2034 --------				
-------- YEAR 2035 --------				
-------- YEAR 2036 --------				
-------- YEAR 2037 --------				
-------- YEAR 2038 --------				
-------- YEAR 2039 --------				
-------- YEAR 2040 --------				

THERMAL UNIT	75	CEREDO 1		
UNIT FUELS		1	2	3
-------- YEAR 2011 --------				
MINIMUM BURN PCT	%	100.00	0.00	0.00
UNIT FUEL AUXILIARY COSTS	$/MBTU	0.00	0.00	0.00
UNIT FUEL TYPE	FUEL ID	72	0	0
-------- YEAR 2012 --------				
-------- YEAR 2013 --------				
-------- YEAR 2014 --------				
-------- YEAR 2015 --------				
-------- YEAR 2016 --------				
-------- YEAR 2017 --------				
-------- YEAR 2018 --------				
-------- YEAR 2019 --------				
-------- YEAR 2020 --------				
-------- YEAR 2021 --------				
-------- YEAR 2022 --------				
-------- YEAR 2023 --------				
-------- YEAR 2024 --------				
-------- YEAR 2025 --------				
-------- YEAR 2026 --------				
-------- YEAR 2027 --------				
-------- YEAR 2028 --------				
-------- YEAR 2029 --------				
-------- YEAR 2030 --------				
-------- YEAR 2031 --------				
-------- YEAR 2032 --------				
-------- YEAR 2033 --------				
-------- YEAR 2034 --------				
-------- YEAR 2035 --------				
-------- YEAR 2036 --------				
-------- YEAR 2037 --------				
-------- YEAR 2038 --------				
-------- YEAR 2039 --------				
-------- YEAR 2040 --------				

THERMAL UNIT	76	CEREDO 2		
UNIT FUELS		1	2	3
-------- YEAR 2011 --------				
MINIMUM BURN PCT	%	100.00	0.00	0.00
UNIT FUEL AUXILIARY COSTS	$/MBTU	0.00	0.00	0.00

UNIT FUEL TYPE FUEL ID 72 0 0

-------- YEAR 2012 --------

-------- YEAR 2013 --------

-------- YEAR 2014 --------

-------- YEAR 2015 --------

-------- YEAR 2016 --------

-------- YEAR 2017 --------

-------- YEAR 2018 --------

-------- YEAR 2019 --------

-------- YEAR 2020 --------

-------- YEAR 2021 --------

-------- YEAR 2022 --------

-------- YEAR 2023 --------

-------- YEAR 2024 --------

-------- YEAR 2025 --------

-------- YEAR 2026 --------

-------- YEAR 2027 --------

-------- YEAR 2028 --------

-------- YEAR 2029 --------

-------- YEAR 2030 --------

-------- YEAR 2031 --------

-------- YEAR 2032 --------

-------- YEAR 2033 --------

-------- YEAR 2034 --------

-------- YEAR 2035 --------

-------- YEAR 2036 --------

-------- YEAR 2037 --------

-------- YEAR 2038 --------

-------- YEAR 2039 --------

-------- YEAR 2040 --------

NOTE: DATA DISPLAYED AFTER 2011 ONLY IF
VALUE CHANGED FROM PREVIOUS YEAR.

AEP EAST
GENERATION AND FUEL MODULE
INPUT SUMMARY REPORT

QUALIFIER = GAF.INPUT.THERMAL UNIT.

THERMAL UNIT	77	CEREDO 3		
UNIT FUELS		1	2	3
-------- YEAR 2011 --------				
MINIMUM BURN PCT	%	100.00	0.00	0.00
UNIT FUEL AUXILIARY COSTS	$/MBTU	0.00	0.00	0.00
UNIT FUEL TYPE	FUEL ID	72	0	0
-------- YEAR 2012 --------				
-------- YEAR 2013 --------				
-------- YEAR 2014 --------				
-------- YEAR 2015 --------				
-------- YEAR 2016 --------				
-------- YEAR 2017 --------				
-------- YEAR 2018 --------				
-------- YEAR 2019 --------				
-------- YEAR 2020 --------				
-------- YEAR 2021 --------				
-------- YEAR 2022 --------				
-------- YEAR 2023 --------				
-------- YEAR 2024 --------				
-------- YEAR 2025 --------				
-------- YEAR 2026 --------				
-------- YEAR 2027 --------				
-------- YEAR 2028 --------				
-------- YEAR 2029 --------				
-------- YEAR 2030 --------				
-------- YEAR 2031 --------				
-------- YEAR 2032 --------				
-------- YEAR 2033 --------				
-------- YEAR 2034 --------				
-------- YEAR 2035 --------				
-------- YEAR 2036 --------				
-------- YEAR 2037 --------				
-------- YEAR 2038 --------				
-------- YEAR 2039 --------				
-------- YEAR 2040 --------				

THERMAL UNIT	78	CEREDO 4		
UNIT FUELS		1	2	3
-------- YEAR 2011 --------				
MINIMUM BURN PCT	%	100.00	0.00	0.00
UNIT FUEL AUXILIARY COSTS	$/MBTU	0.00	0.00	0.00
UNIT FUEL TYPE	FUEL ID	72	0	0
-------- YEAR 2012 --------				
-------- YEAR 2013 --------				
-------- YEAR 2014 --------				
-------- YEAR 2015 --------				
-------- YEAR 2016 --------				
-------- YEAR 2017 --------				
-------- YEAR 2018 --------				
-------- YEAR 2019 --------				
-------- YEAR 2020 --------				
-------- YEAR 2021 --------				
-------- YEAR 2022 --------				
-------- YEAR 2023 --------				
-------- YEAR 2024 --------				

-------- YEAR 2025 --------

-------- YEAR 2026 --------

-------- YEAR 2027 --------

-------- YEAR 2028 --------

-------- YEAR 2029 --------

-------- YEAR 2030 --------

-------- YEAR 2031 --------

-------- YEAR 2032 --------

-------- YEAR 2033 --------

-------- YEAR 2034 --------

-------- YEAR 2035 --------

-------- YEAR 2036 --------

-------- YEAR 2037 --------

-------- YEAR 2038 --------

-------- YEAR 2039 --------

-------- YEAR 2040 --------

THERMAL UNIT	79	CEREDO 5		
UNIT FUELS		1	2	3
-------- YEAR 2011 --------				
MINIMUM BURN PCT	%	100.00	0.00	0.00
UNIT FUEL AUXILIARY COSTS	$/MBTU	0.00	0.00	0.00
UNIT FUEL TYPE	FUEL ID	72	0	0

-------- YEAR 2012 --------

-------- YEAR 2013 --------

-------- YEAR 2014 --------

-------- YEAR 2015 --------

-------- YEAR 2016 --------

-------- YEAR 2017 --------

-------- YEAR 2018 --------

-------- YEAR 2019 --------

-------- YEAR 2020 --------

-------- YEAR 2021 --------

-------- YEAR 2022 --------

NOTE: DATA DISPLAYED AFTER 2011 ONLY IF
VALUE CHANGED FROM PREVIOUS YEAR.

AEP EAST
GENERATION AND FUEL MODULE
INPUT SUMMARY REPORT

QUALIFIER = GAF.INPUT.THERMAL UNIT.

THERMAL UNIT	79	CEREDO 5		
UNIT FUELS		1	2	3
-------- YEAR 2023 --------				
-------- YEAR 2024 --------				
-------- YEAR 2025 --------				
-------- YEAR 2026 --------				
-------- YEAR 2027 --------				
-------- YEAR 2028 --------				
-------- YEAR 2029 --------				
-------- YEAR 2030 --------				
-------- YEAR 2031 --------				
-------- YEAR 2032 --------				
-------- YEAR 2033 --------				
-------- YEAR 2034 --------				
-------- YEAR 2035 --------				
-------- YEAR 2036 --------				
-------- YEAR 2037 --------				
-------- YEAR 2038 --------				
-------- YEAR 2039 --------				
-------- YEAR 2040 --------				

THERMAL UNIT	80	CEREDO 6		
UNIT FUELS		1	2	3
-------- YEAR 2011 --------				
MINIMUM BURN PCT	%	100.00	0.00	0.00
UNIT FUEL AUXILIARY COSTS	$/MBTU	0.00	0.00	0.00
UNIT FUEL TYPE	FUEL ID	72	0	0
-------- YEAR 2012 --------				
-------- YEAR 2013 --------				
-------- YEAR 2014 --------				
-------- YEAR 2015 --------				
-------- YEAR 2016 --------				
-------- YEAR 2017 --------				
-------- YEAR 2018 --------				
-------- YEAR 2019 --------				
-------- YEAR 2020 --------				
-------- YEAR 2021 --------				
-------- YEAR 2022 --------				
-------- YEAR 2023 --------				
-------- YEAR 2024 --------				
-------- YEAR 2025 --------				
-------- YEAR 2026 --------				
-------- YEAR 2027 --------				
-------- YEAR 2028 --------				
-------- YEAR 2029 --------				
-------- YEAR 2030 --------				
-------- YEAR 2031 --------				
-------- YEAR 2032 --------				
-------- YEAR 2033 --------				
-------- YEAR 2034 --------				
-------- YEAR 2035 --------				
-------- YEAR 2036 --------				
-------- YEAR 2037 --------				

-------- YEAR 2038 --------

-------- YEAR 2039 --------

-------- YEAR 2040 --------

THERMAL UNIT	81	DARBY	1		
UNIT FUELS			1	2	3

-------- YEAR 2011 --------

MINIMUM BURN PCT	%	100.00	0.00	0.00
UNIT FUEL AUXILIARY COSTS	$/MBTU	0.00	0.00	0.00
UNIT FUEL TYPE	FUEL ID	72	0	0

-------- YEAR 2012 --------

-------- YEAR 2013 --------

-------- YEAR 2014 --------

-------- YEAR 2015 --------

-------- YEAR 2016 --------

-------- YEAR 2017 --------

-------- YEAR 2018 --------

-------- YEAR 2019 --------

-------- YEAR 2020 --------

-------- YEAR 2021 --------

-------- YEAR 2022 --------

-------- YEAR 2023 --------

-------- YEAR 2024 --------

-------- YEAR 2025 --------

-------- YEAR 2026 --------

-------- YEAR 2027 --------

-------- YEAR 2028 --------

-------- YEAR 2029 --------

-------- YEAR 2030 --------

-------- YEAR 2031 --------

-------- YEAR 2032 --------

-------- YEAR 2033 --------

-------- YEAR 2034 --------

-------- YEAR 2035 --------

NOTE: DATA DISPLAYED AFTER 2011 ONLY IF
VALUE CHANGED FROM PREVIOUS YEAR.

AEP EAST
GENERATION AND FUEL MODULE
INPUT SUMMARY REPORT

QUALIFIER = GAF.INPUT.THERMAL UNIT.

THERMAL UNIT	81	DARBY	1	
UNIT FUELS		1	2	3
-------- YEAR 2036 --------				
-------- YEAR 2037 --------				
-------- YEAR 2038 --------				
-------- YEAR 2039 --------				
-------- YEAR 2040 --------				
THERMAL UNIT	82	DARBY	2	
UNIT FUELS		1	2	3
-------- YEAR 2011 --------				
MINIMUM BURN PCT	%	100.00	0.00	0.00
UNIT FUEL AUXILIARY COSTS	$/MBTU	0.00	0.00	0.00
UNIT FUEL TYPE	FUEL ID	72	0	0
-------- YEAR 2012 --------				
-------- YEAR 2013 --------				
-------- YEAR 2014 --------				
-------- YEAR 2015 --------				
-------- YEAR 2016 --------				
-------- YEAR 2017 --------				
-------- YEAR 2018 --------				
-------- YEAR 2019 --------				
-------- YEAR 2020 --------				
-------- YEAR 2021 --------				
-------- YEAR 2022 --------				
-------- YEAR 2023 --------				
-------- YEAR 2024 --------				
-------- YEAR 2025 --------				
-------- YEAR 2026 --------				
-------- YEAR 2027 --------				
-------- YEAR 2028 --------				
-------- YEAR 2029 --------				
-------- YEAR 2030 --------				
-------- YEAR 2031 --------				
-------- YEAR 2032 --------				
-------- YEAR 2033 --------				
-------- YEAR 2034 --------				
-------- YEAR 2035 --------				
-------- YEAR 2036 --------				
-------- YEAR 2037 --------				
-------- YEAR 2038 --------				
-------- YEAR 2039 --------				
-------- YEAR 2040 --------				
THERMAL UNIT	83	DARBY	3	
UNIT FUELS		1	2	3
-------- YEAR 2011 --------				
MINIMUM BURN PCT	%	100.00	0.00	0.00
UNIT FUEL AUXILIARY COSTS	$/MBTU	0.00	0.00	0.00
UNIT FUEL TYPE	FUEL ID	72	0	0
-------- YEAR 2012 --------				
-------- YEAR 2013 --------				
-------- YEAR 2014 --------				
-------- YEAR 2015 --------				
-------- YEAR 2016 --------				
-------- YEAR 2017 --------				

-------- YEAR 2018 --------

-------- YEAR 2019 --------

-------- YEAR 2020 --------

-------- YEAR 2021 --------

-------- YEAR 2022 --------

-------- YEAR 2023 --------

-------- YEAR 2024 --------

-------- YEAR 2025 --------

-------- YEAR 2026 --------

-------- YEAR 2027 --------

-------- YEAR 2028 --------

-------- YEAR 2029 --------

-------- YEAR 2030 --------

-------- YEAR 2031 --------

-------- YEAR 2032 --------

-------- YEAR 2033 --------

-------- YEAR 2034 --------

-------- YEAR 2035 --------

-------- YEAR 2036 --------

-------- YEAR 2037 --------

-------- YEAR 2038 --------

-------- YEAR 2039 --------

-------- YEAR 2040 --------

THERMAL UNIT		84	DARBY	4	
UNIT FUELS			1	2	3
-------- YEAR 2011 --------					
MINIMUM BURN PCT	%		100.00	0.00	0.00
UNIT FUEL AUXILIARY COSTS	$/MBTU		0.00	0.00	0.00
UNIT FUEL TYPE	FUEL ID		72	0	0

-------- YEAR 2012 --------

-------- YEAR 2013 --------

-------- YEAR 2014 --------

-------- YEAR 2015 --------

NOTE: DATA DISPLAYED AFTER 2011 ONLY IF
VALUE CHANGED FROM PREVIOUS YEAR.

AEP EAST
GENERATION AND FUEL MODULE
INPUT SUMMARY REPORT

QUALIFIER = GAF.INPUT.THERMAL UNIT.

THERMAL UNIT 84 DARBY 4
UNIT FUELS 1 2 3

-------- YEAR 2016 --------

-------- YEAR 2017 --------

-------- YEAR 2018 --------

-------- YEAR 2019 --------

-------- YEAR 2020 --------

-------- YEAR 2021 --------

-------- YEAR 2022 --------

-------- YEAR 2023 --------

-------- YEAR 2024 --------

-------- YEAR 2025 --------

-------- YEAR 2026 --------

-------- YEAR 2027 --------

-------- YEAR 2028 --------

-------- YEAR 2029 --------

-------- YEAR 2030 --------

-------- YEAR 2031 --------

-------- YEAR 2032 --------

-------- YEAR 2033 --------

-------- YEAR 2034 --------

-------- YEAR 2035 --------

-------- YEAR 2036 --------

-------- YEAR 2037 --------

-------- YEAR 2038 --------

-------- YEAR 2039 --------

-------- YEAR 2040 --------

THERMAL UNIT 85 DARBY 5
UNIT FUELS 1 2 3

-------- YEAR 2011 --------

MINIMUM BURN PCT	%	100.00	0.00	0.00
UNIT FUEL AUXILIARY COSTS	$/MBTU	0.00	0.00	0.00
UNIT FUEL TYPE	FUEL ID	72	0	0

-------- YEAR 2012 --------

-------- YEAR 2013 --------

-------- YEAR 2014 --------

-------- YEAR 2015 --------

-------- YEAR 2016 --------

-------- YEAR 2017 --------

-------- YEAR 2018 --------

-------- YEAR 2019 --------

-------- YEAR 2020 --------

-------- YEAR 2021 --------

-------- YEAR 2022 --------

-------- YEAR 2023 --------

-------- YEAR 2024 --------

-------- YEAR 2025 --------

-------- YEAR 2026 --------

-------- YEAR 2027 --------

-------- YEAR 2028 --------

-------- YEAR 2029 --------

-------- YEAR 2030 --------

-------- YEAR 2031 --------

-------- YEAR 2032 --------

-------- YEAR 2033 --------

-------- YEAR 2034 --------

-------- YEAR 2035 --------

-------- YEAR 2036 --------

-------- YEAR 2037 --------

-------- YEAR 2038 --------

-------- YEAR 2039 --------

-------- YEAR 2040 --------

THERMAL UNIT	86	DARBY	6	
UNIT FUELS		1	2	3
-------- YEAR 2011 --------				
MINIMUM BURN PCT	%	100.00	0.00	0.00
UNIT FUEL AUXILIARY COSTS	$/MBTU	0.00	0.00	0.00
UNIT FUEL TYPE	FUEL ID	72	0	0

-------- YEAR 2012 --------

-------- YEAR 2013 --------

-------- YEAR 2014 --------

-------- YEAR 2015 --------

-------- YEAR 2016 --------

-------- YEAR 2017 --------

-------- YEAR 2018 --------

-------- YEAR 2019 --------

-------- YEAR 2020 --------

-------- YEAR 2021 --------

-------- YEAR 2022 --------

-------- YEAR 2023 --------

-------- YEAR 2024 --------

-------- YEAR 2025 --------

-------- YEAR 2026 --------

-------- YEAR 2027 --------

-------- YEAR 2028 --------

NOTE: DATA DISPLAYED AFTER 2011 ONLY IF
VALUE CHANGED FROM PREVIOUS YEAR.

AEP EAST
GENERATION AND FUEL MODULE
INPUT SUMMARY REPORT

QUALIFIER = GAF.INPUT.THERMAL UNIT.

THERMAL UNIT 86 DARBY 6
UNIT FUELS 1 2 3

-------- YEAR 2029 --------

-------- YEAR 2030 --------

-------- YEAR 2031 --------

-------- YEAR 2032 --------

-------- YEAR 2033 --------

-------- YEAR 2034 --------

-------- YEAR 2035 --------

-------- YEAR 2036 --------

-------- YEAR 2037 --------

-------- YEAR 2038 --------

-------- YEAR 2039 --------

-------- YEAR 2040 --------

THERMAL UNIT 87 LWBG WIN 1
UNIT FUELS 1 2 3

-------- YEAR 2011 --------

MINIMUM BURN PCT	%	100.00	0.00	0.00
UNIT FUEL AUXILIARY COSTS	$/MBTU	0.00	0.00	0.00
UNIT FUEL TYPE	FUEL ID	71	0	0

-------- YEAR 2012 --------

-------- YEAR 2013 --------

-------- YEAR 2014 --------

-------- YEAR 2015 --------

-------- YEAR 2016 --------

-------- YEAR 2017 --------

-------- YEAR 2018 --------

-------- YEAR 2019 --------

-------- YEAR 2020 --------

-------- YEAR 2021 --------

-------- YEAR 2022 --------

-------- YEAR 2023 --------

-------- YEAR 2024 --------

-------- YEAR 2025 --------

-------- YEAR 2026 --------

-------- YEAR 2027 --------

-------- YEAR 2028 --------

-------- YEAR 2029 --------

-------- YEAR 2030 --------

-------- YEAR 2031 --------

-------- YEAR 2032 --------

-------- YEAR 2033 --------

-------- YEAR 2034 --------

-------- YEAR 2035 --------

-------- YEAR 2036 --------

-------- YEAR 2037 --------

-------- YEAR 2038 --------

-------- YEAR 2039 --------

-------- YEAR 2040 --------

THERMAL UNIT 88 LWBG WIN 2
UNIT FUELS 1 2 3

-------- YEAR 2011 --------

MINIMUM BURN PCT	%	100.00	0.00	0.00
UNIT FUEL AUXILIARY COSTS	$/MBTU	0.00	0.00	0.00

UNIT FUEL TYPE FUEL ID 71 0 0

-------- YEAR 2012 --------

-------- YEAR 2013 --------

-------- YEAR 2014 --------

-------- YEAR 2015 --------

-------- YEAR 2016 --------

-------- YEAR 2017 --------

-------- YEAR 2018 --------

-------- YEAR 2019 --------

-------- YEAR 2020 --------

-------- YEAR 2021 --------

-------- YEAR 2022 --------

-------- YEAR 2023 --------

-------- YEAR 2024 --------

-------- YEAR 2025 --------

-------- YEAR 2026 --------

-------- YEAR 2027 --------

-------- YEAR 2028 --------

-------- YEAR 2029 --------

-------- YEAR 2030 --------

-------- YEAR 2031 --------

-------- YEAR 2032 --------

-------- YEAR 2033 --------

-------- YEAR 2034 --------

-------- YEAR 2035 --------

-------- YEAR 2036 --------

-------- YEAR 2037 --------

-------- YEAR 2038 --------

-------- YEAR 2039 --------

-------- YEAR 2040 --------

NOTE: DATA DISPLAYED AFTER 2011 ONLY IF
VALUE CHANGED FROM PREVIOUS YEAR.

AEP EAST
GENERATION AND FUEL MODULE
INPUT SUMMARY REPORT

QUALIFIER = GAF.INPUT.THERMAL UNIT.

THERMAL UNIT	89	LWBG SMR 1		
UNIT FUELS		1	2	3
-------- YEAR 2011 --------				
MINIMUM BURN PCT	%	100.00	0.00	0.00
UNIT FUEL AUXILIARY COSTS	$/MBTU	0.00	0.00	0.00
UNIT FUEL TYPE	FUEL ID	71	0	0
-------- YEAR 2012 --------				
-------- YEAR 2013 --------				
-------- YEAR 2014 --------				
-------- YEAR 2015 --------				
-------- YEAR 2016 --------				
-------- YEAR 2017 --------				
-------- YEAR 2018 --------				
-------- YEAR 2019 --------				
-------- YEAR 2020 --------				
-------- YEAR 2021 --------				
-------- YEAR 2022 --------				
-------- YEAR 2023 --------				
-------- YEAR 2024 --------				
-------- YEAR 2025 --------				
-------- YEAR 2026 --------				
-------- YEAR 2027 --------				
-------- YEAR 2028 --------				
-------- YEAR 2029 --------				
-------- YEAR 2030 --------				
-------- YEAR 2031 --------				
-------- YEAR 2032 --------				
-------- YEAR 2033 --------				
-------- YEAR 2034 --------				
-------- YEAR 2035 --------				
-------- YEAR 2036 --------				
-------- YEAR 2037 --------				
-------- YEAR 2038 --------				
-------- YEAR 2039 --------				
-------- YEAR 2040 --------				

THERMAL UNIT	90	LWBG SMR 2		
UNIT FUELS		1	2	3
-------- YEAR 2011 --------				
MINIMUM BURN PCT	%	100.00	0.00	0.00
UNIT FUEL AUXILIARY COSTS	$/MBTU	0.00	0.00	0.00
UNIT FUEL TYPE	FUEL ID	71	0	0
-------- YEAR 2012 --------				
-------- YEAR 2013 --------				
-------- YEAR 2014 --------				
-------- YEAR 2015 --------				
-------- YEAR 2016 --------				
-------- YEAR 2017 --------				
-------- YEAR 2018 --------				
-------- YEAR 2019 --------				
-------- YEAR 2020 --------				
-------- YEAR 2021 --------				
-------- YEAR 2022 --------				
-------- YEAR 2023 --------				
-------- YEAR 2024 --------				

-------- YEAR 2025 --------

-------- YEAR 2026 --------

-------- YEAR 2027 --------

-------- YEAR 2028 --------

-------- YEAR 2029 --------

-------- YEAR 2030 --------

-------- YEAR 2031 --------

-------- YEAR 2032 --------

-------- YEAR 2033 --------

-------- YEAR 2034 --------

-------- YEAR 2035 --------

-------- YEAR 2036 --------

-------- YEAR 2037 --------

-------- YEAR 2038 --------

-------- YEAR 2039 --------

-------- YEAR 2040 --------

THERMAL UNIT	91	WATR CC	1	
UNIT FUELS		1	2	3
-------- YEAR 2011 --------				
MINIMUM BURN PCT	%	100.00	0.00	0.00
UNIT FUEL AUXILIARY COSTS	$/MBTU	0.00	0.00	0.00
UNIT FUEL TYPE	FUEL ID	72	0	0

-------- YEAR 2012 --------

-------- YEAR 2013 --------

-------- YEAR 2014 --------

-------- YEAR 2015 --------

-------- YEAR 2016 --------

-------- YEAR 2017 --------

-------- YEAR 2018 --------

-------- YEAR 2019 --------

-------- YEAR 2020 --------

-------- YEAR 2021 --------

-------- YEAR 2022 --------

NOTE: DATA DISPLAYED AFTER 2011 ONLY IF
VALUE CHANGED FROM PREVIOUS YEAR.

AEP EAST
GENERATION AND FUEL MODULE
INPUT SUMMARY REPORT

QUALIFIER = GAF.INPUT.THERMAL UNIT.

THERMAL UNIT 91 WATR CC 1
UNIT FUELS 1 2 3

-------- YEAR 2023 --------

-------- YEAR 2024 --------

-------- YEAR 2025 --------

-------- YEAR 2026 --------

-------- YEAR 2027 --------

-------- YEAR 2028 --------

-------- YEAR 2029 --------

-------- YEAR 2030 --------

-------- YEAR 2031 --------

-------- YEAR 2032 --------

-------- YEAR 2033 --------

-------- YEAR 2034 --------

-------- YEAR 2035 --------

-------- YEAR 2036 --------

-------- YEAR 2037 --------

-------- YEAR 2038 --------

-------- YEAR 2039 --------

-------- YEAR 2040 --------

THERMAL UNIT 92 WATR2 1
UNIT FUELS 1 2 3

-------- YEAR 2011 --------

MINIMUM BURN PCT	%	100.00	0.00	0.00
UNIT FUEL AUXILIARY COSTS	$/MBTU	0.00	0.00	0.00
UNIT FUEL TYPE	FUEL ID	72	0	0

-------- YEAR 2012 --------

-------- YEAR 2013 --------

-------- YEAR 2014 --------

-------- YEAR 2015 --------

-------- YEAR 2016 --------

-------- YEAR 2017 --------

-------- YEAR 2018 --------

-------- YEAR 2019 --------

-------- YEAR 2020 --------

-------- YEAR 2021 --------

-------- YEAR 2022 --------

-------- YEAR 2023 --------

-------- YEAR 2024 --------

-------- YEAR 2025 --------

-------- YEAR 2026 --------

-------- YEAR 2027 --------

-------- YEAR 2028 --------

-------- YEAR 2029 --------

-------- YEAR 2030 --------

-------- YEAR 2031 --------

-------- YEAR 2032 --------

-------- YEAR 2033 --------

-------- YEAR 2034 --------

-------- YEAR 2035 --------

-------- YEAR 2036 --------

-------- YEAR 2037 --------

-------- YEAR 2038 --------

-------- YEAR 2039 --------

-------- YEAR 2040 --------

THERMAL UNIT	93	DRESDEN	1	
UNIT FUELS		1	2	3
-------- YEAR 2011 --------				
MINIMUM BURN PCT	%	100.00	0.00	0.00
UNIT FUEL AUXILIARY COSTS	$/MBTU	0.00	0.00	0.00
UNIT FUEL TYPE	FUEL ID	73	0	0

-------- YEAR 2012 --------

-------- YEAR 2013 --------

-------- YEAR 2014 --------

-------- YEAR 2015 --------

-------- YEAR 2016 --------

-------- YEAR 2017 --------

-------- YEAR 2018 --------

-------- YEAR 2019 --------

-------- YEAR 2020 --------

-------- YEAR 2021 --------

-------- YEAR 2022 --------

-------- YEAR 2023 --------

-------- YEAR 2024 --------

-------- YEAR 2025 --------

-------- YEAR 2026 --------

-------- YEAR 2027 --------

-------- YEAR 2028 --------

-------- YEAR 2029 --------

-------- YEAR 2030 --------

-------- YEAR 2031 --------

-------- YEAR 2032 --------

-------- YEAR 2033 --------

-------- YEAR 2034 --------

-------- YEAR 2035 --------

NOTE: DATA DISPLAYED AFTER 2011 ONLY IF
VALUE CHANGED FROM PREVIOUS YEAR.

AEP EAST
GENERATION AND FUEL MODULE
INPUT SUMMARY REPORT

QUALIFIER = GAF.INPUT.THERMAL UNIT.

THERMAL UNIT	93	DRESDEN	1		
UNIT FUELS			1	2	3
-------- YEAR 2036 --------					
-------- YEAR 2037 --------					
-------- YEAR 2038 --------					
-------- YEAR 2039 --------					
-------- YEAR 2040 --------					
THERMAL UNIT	94	DRESD2	1		
UNIT FUELS			1	2	3
-------- YEAR 2011 --------					
MINIMUM BURN PCT	%		100.00	0.00	0.00
UNIT FUEL AUXILIARY COSTS	$/MBTU		0.00	0.00	0.00
UNIT FUEL TYPE	FUEL ID		73	0	0
-------- YEAR 2012 --------					
-------- YEAR 2013 --------					
-------- YEAR 2014 --------					
-------- YEAR 2015 --------					
-------- YEAR 2016 --------					
-------- YEAR 2017 --------					
-------- YEAR 2018 --------					
-------- YEAR 2019 --------					
-------- YEAR 2020 --------					
-------- YEAR 2021 --------					
-------- YEAR 2022 --------					
-------- YEAR 2023 --------					
-------- YEAR 2024 --------					
-------- YEAR 2025 --------					
-------- YEAR 2026 --------					
-------- YEAR 2027 --------					
-------- YEAR 2028 --------					
-------- YEAR 2029 --------					
-------- YEAR 2030 --------					
-------- YEAR 2031 --------					
-------- YEAR 2032 --------					
-------- YEAR 2033 --------					
-------- YEAR 2034 --------					
-------- YEAR 2035 --------					
-------- YEAR 2036 --------					
-------- YEAR 2037 --------					
-------- YEAR 2038 --------					
-------- YEAR 2039 --------					
-------- YEAR 2040 --------					
THERMAL UNIT	101	NUCLEAR	1		
UNIT FUELS			1	2	3
-------- YEAR 2011 --------					
MINIMUM BURN PCT	%		100.00	0.00	0.00
UNIT FUEL AUXILIARY COSTS	$/MBTU		0.00	0.00	0.00
UNIT FUEL TYPE	FUEL ID		25	0	0
-------- YEAR 2012 --------					
-------- YEAR 2013 --------					
-------- YEAR 2014 --------					
-------- YEAR 2015 --------					
-------- YEAR 2016 --------					
-------- YEAR 2017 --------					

-------- YEAR 2018 --------

-------- YEAR 2019 --------

-------- YEAR 2020 --------

-------- YEAR 2021 --------

-------- YEAR 2022 --------

-------- YEAR 2023 --------

-------- YEAR 2024 --------

-------- YEAR 2025 --------

-------- YEAR 2026 --------

-------- YEAR 2027 --------

-------- YEAR 2028 --------

-------- YEAR 2029 --------

-------- YEAR 2030 --------

-------- YEAR 2031 --------

-------- YEAR 2032 --------

-------- YEAR 2033 --------

-------- YEAR 2034 --------

-------- YEAR 2035 --------

-------- YEAR 2036 --------

-------- YEAR 2037 --------

-------- YEAR 2038 --------

-------- YEAR 2039 --------

-------- YEAR 2040 --------

THERMAL UNIT	102	UPC_NCCS	1	
UNIT FUELS		1	2	3

-------- YEAR 2011 --------

MINIMUM BURN PCT	%	100.00	0.00	0.00
UNIT FUEL AUXILIARY COSTS	$/MBTU	0.00	0.00	0.00
UNIT FUEL TYPE	FUEL ID	45	0	0

-------- YEAR 2012 --------

-------- YEAR 2013 --------

-------- YEAR 2014 --------

-------- YEAR 2015 --------

NOTE: DATA DISPLAYED AFTER 2011 ONLY IF
VALUE CHANGED FROM PREVIOUS YEAR.

AEP EAST
GENERATION AND FUEL MODULE
INPUT SUMMARY REPORT

QUALIFIER = GAF.INPUT.THERMAL UNIT.

THERMAL UNIT	102	UPC_NCCS 1		
UNIT FUELS		1	2	3

-------- YEAR 2016 --------

-------- YEAR 2017 --------

-------- YEAR 2018 --------

-------- YEAR 2019 --------

-------- YEAR 2020 --------

-------- YEAR 2021 --------

-------- YEAR 2022 --------

-------- YEAR 2023 --------

-------- YEAR 2024 --------

-------- YEAR 2025 --------

-------- YEAR 2026 --------

-------- YEAR 2027 --------

-------- YEAR 2028 --------

-------- YEAR 2029 --------

-------- YEAR 2030 --------

-------- YEAR 2031 --------

-------- YEAR 2032 --------

-------- YEAR 2033 --------

-------- YEAR 2034 --------

-------- YEAR 2035 --------

-------- YEAR 2036 --------

-------- YEAR 2037 --------

-------- YEAR 2038 --------

-------- YEAR 2039 --------

-------- YEAR 2040 --------

THERMAL UNIT	103	PC_UL_SU 1		
UNIT FUELS		1	2	3
-------- YEAR 2011 --------				
MINIMUM BURN PCT	%	100.00	0.00	0.00
UNIT FUEL AUXILIARY COSTS	$/MBTU	0.00	0.00	0.00
UNIT FUEL TYPE	FUEL ID	45	0	0

-------- YEAR 2012 --------

-------- YEAR 2013 --------

-------- YEAR 2014 --------

-------- YEAR 2015 --------

-------- YEAR 2016 --------

-------- YEAR 2017 --------

-------- YEAR 2018 --------

-------- YEAR 2019 --------

-------- YEAR 2020 --------

-------- YEAR 2021 --------

-------- YEAR 2022 --------

-------- YEAR 2023 --------

-------- YEAR 2024 --------

-------- YEAR 2025 --------

-------- YEAR 2026 --------

-------- YEAR 2027 --------

-------- YEAR 2028 --------

-------- YEAR 2029 --------

-------- YEAR 2030 --------

-------- YEAR 2031 --------

-------- YEAR 2032 --------

-------- YEAR 2033 --------

-------- YEAR 2034 --------

-------- YEAR 2035 --------

-------- YEAR 2036 --------

-------- YEAR 2037 --------

-------- YEAR 2038 --------

-------- YEAR 2039 --------

-------- YEAR 2040 --------

THERMAL UNIT	104	UPC_RCCS	1		
UNIT FUELS			1	2	3
-------- YEAR 2011 --------					
MINIMUM BURN PCT	%		100.00	0.00	0.00
UNIT FUEL AUXILIARY COSTS	$/MBTU		0.00	0.00	0.00
UNIT FUEL TYPE	FUEL ID		45	0	0

-------- YEAR 2012 --------

-------- YEAR 2013 --------

-------- YEAR 2014 --------

-------- YEAR 2015 --------

-------- YEAR 2016 --------

-------- YEAR 2017 --------

-------- YEAR 2018 --------

-------- YEAR 2019 --------

-------- YEAR 2020 --------

-------- YEAR 2021 --------

-------- YEAR 2022 --------

-------- YEAR 2023 --------

-------- YEAR 2024 --------

-------- YEAR 2025 --------

-------- YEAR 2026 --------

-------- YEAR 2027 --------

-------- YEAR 2028 --------

NOTE: DATA DISPLAYED AFTER 2011 ONLY IF
VALUE CHANGED FROM PREVIOUS YEAR.

AEP EAST
GENERATION AND FUEL MODULE
INPUT SUMMARY REPORT

QUALIFIER = GAF.INPUT.THERMAL UNIT.

THERMAL UNIT 104 UPC_RCCS 1
UNIT FUELS 1 2 3

-------- YEAR 2029 --------

-------- YEAR 2030 --------

-------- YEAR 2031 --------

-------- YEAR 2032 --------

-------- YEAR 2033 --------

-------- YEAR 2034 --------

-------- YEAR 2035 --------

-------- YEAR 2036 --------

-------- YEAR 2037 --------

-------- YEAR 2038 --------

-------- YEAR 2039 --------

-------- YEAR 2040 --------

THERMAL UNIT 105 IGC_NCCS 1
UNIT FUELS 1 2 3

-------- YEAR 2011 --------

MINIMUM BURN PCT	%	100.00	0.00	0.00
UNIT FUEL AUXILIARY COSTS	$/MBTU	0.00	0.00	0.00
UNIT FUEL TYPE	FUEL ID	45	0	0

-------- YEAR 2012 --------

-------- YEAR 2013 --------

-------- YEAR 2014 --------

-------- YEAR 2015 --------

-------- YEAR 2016 --------

-------- YEAR 2017 --------

-------- YEAR 2018 --------

-------- YEAR 2019 --------

-------- YEAR 2020 --------

-------- YEAR 2021 --------

-------- YEAR 2022 --------

-------- YEAR 2023 --------

-------- YEAR 2024 --------

-------- YEAR 2025 --------

-------- YEAR 2026 --------

-------- YEAR 2027 --------

-------- YEAR 2028 --------

-------- YEAR 2029 --------

-------- YEAR 2030 --------

-------- YEAR 2031 --------

-------- YEAR 2032 --------

-------- YEAR 2033 --------

-------- YEAR 2034 --------

-------- YEAR 2035 --------

-------- YEAR 2036 --------

-------- YEAR 2037 --------

-------- YEAR 2038 --------

-------- YEAR 2039 --------

-------- YEAR 2040 --------

THERMAL UNIT 106 IGCC GE 1
UNIT FUELS 1 2 3

-------- YEAR 2011 --------

MINIMUM BURN PCT	%	100.00	0.00	0.00
UNIT FUEL AUXILIARY COSTS	$/MBTU	0.00	0.00	0.00

UNIT FUEL TYPE FUEL ID 45 0 0

-------- YEAR 2012 --------

-------- YEAR 2013 --------

-------- YEAR 2014 --------

-------- YEAR 2015 --------

-------- YEAR 2016 --------

-------- YEAR 2017 --------

-------- YEAR 2018 --------

-------- YEAR 2019 --------

-------- YEAR 2020 --------

-------- YEAR 2021 --------

-------- YEAR 2022 --------

-------- YEAR 2023 --------

-------- YEAR 2024 --------

-------- YEAR 2025 --------

-------- YEAR 2026 --------

-------- YEAR 2027 --------

-------- YEAR 2028 --------

-------- YEAR 2029 --------

-------- YEAR 2030 --------

-------- YEAR 2031 --------

-------- YEAR 2032 --------

-------- YEAR 2033 --------

-------- YEAR 2034 --------

-------- YEAR 2035 --------

-------- YEAR 2036 --------

-------- YEAR 2037 --------

-------- YEAR 2038 --------

-------- YEAR 2039 --------

-------- YEAR 2040 --------

NOTE: DATA DISPLAYED AFTER 2011 ONLY IF
VALUE CHANGED FROM PREVIOUS YEAR.

AEP EAST
GENERATION AND FUEL MODULE
INPUT SUMMARY REPORT

QUALIFIER = GAF.INPUT.THERMAL UNIT.

THERMAL UNIT	107	IGC_RCCS 1		
UNIT FUELS		1	2	3
-------- YEAR 2011 --------				
MINIMUM BURN PCT	%	100.00	0.00	0.00
UNIT FUEL AUXILIARY COSTS	$/MBTU	0.00	0.00	0.00
UNIT FUEL TYPE	FUEL ID	45	0	0
-------- YEAR 2012 --------				
-------- YEAR 2013 --------				
-------- YEAR 2014 --------				
-------- YEAR 2015 --------				
-------- YEAR 2016 --------				
-------- YEAR 2017 --------				
-------- YEAR 2018 --------				
-------- YEAR 2019 --------				
-------- YEAR 2020 --------				
-------- YEAR 2021 --------				
-------- YEAR 2022 --------				
-------- YEAR 2023 --------				
-------- YEAR 2024 --------				
-------- YEAR 2025 --------				
-------- YEAR 2026 --------				
-------- YEAR 2027 --------				
-------- YEAR 2028 --------				
-------- YEAR 2029 --------				
-------- YEAR 2030 --------				
-------- YEAR 2031 --------				
-------- YEAR 2032 --------				
-------- YEAR 2033 --------				
-------- YEAR 2034 --------				
-------- YEAR 2035 --------				
-------- YEAR 2036 --------				
-------- YEAR 2037 --------				
-------- YEAR 2038 --------				
-------- YEAR 2039 --------				
-------- YEAR 2040 --------				

THERMAL UNIT	108	CC 2X1FB 1		
UNIT FUELS		1	2	3
-------- YEAR 2011 --------				
MINIMUM BURN PCT	%	100.00	0.00	0.00
UNIT FUEL AUXILIARY COSTS	$/MBTU	0.00	0.00	0.00
UNIT FUEL TYPE	FUEL ID	72	0	0
-------- YEAR 2012 --------				
-------- YEAR 2013 --------				
-------- YEAR 2014 --------				
-------- YEAR 2015 --------				
-------- YEAR 2016 --------				
-------- YEAR 2017 --------				
-------- YEAR 2018 --------				
-------- YEAR 2019 --------				
-------- YEAR 2020 --------				
-------- YEAR 2021 --------				
-------- YEAR 2022 --------				
-------- YEAR 2023 --------				
-------- YEAR 2024 --------				

-------- YEAR 2025 --------

-------- YEAR 2026 --------

-------- YEAR 2027 --------

-------- YEAR 2028 --------

-------- YEAR 2029 --------

-------- YEAR 2030 --------

-------- YEAR 2031 --------

-------- YEAR 2032 --------

-------- YEAR 2033 --------

-------- YEAR 2034 --------

-------- YEAR 2035 --------

-------- YEAR 2036 --------

-------- YEAR 2037 --------

-------- YEAR 2038 --------

-------- YEAR 2039 --------

-------- YEAR 2040 --------

THERMAL UNIT	109	CC 2x1FA 1		
UNIT FUELS		1	2	3
-------- YEAR 2011 --------				
MINIMUM BURN PCT	%	100.00	0.00	0.00
UNIT FUEL AUXILIARY COSTS	$/MBTU	0.00	0.00	0.00
UNIT FUEL TYPE	FUEL ID	72	0	0

-------- YEAR 2012 --------

-------- YEAR 2013 --------

-------- YEAR 2014 --------

-------- YEAR 2015 --------

-------- YEAR 2016 --------

-------- YEAR 2017 --------

-------- YEAR 2018 --------

-------- YEAR 2019 --------

-------- YEAR 2020 --------

-------- YEAR 2021 --------

-------- YEAR 2022 --------

NOTE: DATA DISPLAYED AFTER 2011 ONLY IF
VALUE CHANGED FROM PREVIOUS YEAR.

AEP EAST
GENERATION AND FUEL MODULE
INPUT SUMMARY REPORT

QUALIFIER = GAF.INPUT.THERMAL UNIT.

THERMAL UNIT	109	CC 2x1FA 1		
UNIT FUELS		1	2	3
-------- YEAR 2023 --------				
-------- YEAR 2024 --------				
-------- YEAR 2025 --------				
-------- YEAR 2026 --------				
-------- YEAR 2027 --------				
-------- YEAR 2028 --------				
-------- YEAR 2029 --------				
-------- YEAR 2030 --------				
-------- YEAR 2031 --------				
-------- YEAR 2032 --------				
-------- YEAR 2033 --------				
-------- YEAR 2034 --------				
-------- YEAR 2035 --------				
-------- YEAR 2036 --------				
-------- YEAR 2037 --------				
-------- YEAR 2038 --------				
-------- YEAR 2039 --------				
-------- YEAR 2040 --------				

THERMAL UNIT	110	CC 1x17H 1		
UNIT FUELS		1	2	3
-------- YEAR 2011 --------				
MINIMUM BURN PCT	%	100.00	0.00	0.00
UNIT FUEL AUXILIARY COSTS	$/MBTU	0.00	0.00	0.00
UNIT FUEL TYPE	FUEL ID	72	0	0
-------- YEAR 2012 --------				
-------- YEAR 2013 --------				
-------- YEAR 2014 --------				
-------- YEAR 2015 --------				
-------- YEAR 2016 --------				
-------- YEAR 2017 --------				
-------- YEAR 2018 --------				
-------- YEAR 2019 --------				
-------- YEAR 2020 --------				
-------- YEAR 2021 --------				
-------- YEAR 2022 --------				
-------- YEAR 2023 --------				
-------- YEAR 2024 --------				
-------- YEAR 2025 --------				
-------- YEAR 2026 --------				
-------- YEAR 2027 --------				
-------- YEAR 2028 --------				
-------- YEAR 2029 --------				
-------- YEAR 2030 --------				
-------- YEAR 2031 --------				
-------- YEAR 2032 --------				
-------- YEAR 2033 --------				
-------- YEAR 2034 --------				
-------- YEAR 2035 --------				
-------- YEAR 2036 --------				
-------- YEAR 2037 --------				

-------- YEAR 2038 --------

-------- YEAR 2039 --------

-------- YEAR 2040 --------

THERMAL UNIT	111	BS2_CC	1		
UNIT FUELS			1	2	3

-------- YEAR 2011 --------

MINIMUM BURN PCT	%	0.00	0.00	0.00
UNIT FUEL AUXILIARY COSTS	$/MBTU	0.00	0.00	0.00
UNIT FUEL TYPE	FUEL ID	65	0	0

-------- YEAR 2012 --------

-------- YEAR 2013 --------

-------- YEAR 2014 --------

-------- YEAR 2015 --------

-------- YEAR 2016 --------

-------- YEAR 2017 --------

-------- YEAR 2018 --------

-------- YEAR 2019 --------

-------- YEAR 2020 --------

-------- YEAR 2021 --------

-------- YEAR 2022 --------

-------- YEAR 2023 --------

-------- YEAR 2024 --------

-------- YEAR 2025 --------

-------- YEAR 2026 --------

-------- YEAR 2027 --------

-------- YEAR 2028 --------

-------- YEAR 2029 --------

-------- YEAR 2030 --------

-------- YEAR 2031 --------

-------- YEAR 2032 --------

-------- YEAR 2033 --------

-------- YEAR 2034 --------

-------- YEAR 2035 --------

NOTE: DATA DISPLAYED AFTER 2011 ONLY IF
VALUE CHANGED FROM PREVIOUS YEAR.

AEP EAST
GENERATION AND FUEL MODULE
INPUT SUMMARY REPORT

QUALIFIER = GAF.INPUT.THERMAL UNIT.

```
   THERMAL UNIT                    111     BS2_CC      1
   UNIT FUELS                                     1           2           3

-------- YEAR 2036 --------

-------- YEAR 2037 --------

-------- YEAR 2038 --------

-------- YEAR 2039 --------

-------- YEAR 2040 --------

   THERMAL UNIT                    114     CT GE7FA    1
   UNIT FUELS                                     1           2           3

-------- YEAR 2011 --------
MINIMUM BURN PCT                    %          100.00        0.00        0.00
UNIT FUEL AUXILIARY COSTS        $/MBTU          0.00        0.00        0.00
UNIT FUEL TYPE                  FUEL ID           72           0           0

-------- YEAR 2012 --------

-------- YEAR 2013 --------

-------- YEAR 2014 --------

-------- YEAR 2015 --------

-------- YEAR 2016 --------

-------- YEAR 2017 --------

-------- YEAR 2018 --------

-------- YEAR 2019 --------

-------- YEAR 2020 --------

-------- YEAR 2021 --------

-------- YEAR 2022 --------

-------- YEAR 2023 --------

-------- YEAR 2024 --------

-------- YEAR 2025 --------

-------- YEAR 2026 --------

-------- YEAR 2027 --------

-------- YEAR 2028 --------

-------- YEAR 2029 --------

-------- YEAR 2030 --------

-------- YEAR 2031 --------

-------- YEAR 2032 --------

-------- YEAR 2033 --------

-------- YEAR 2034 --------

-------- YEAR 2035 --------

-------- YEAR 2036 --------

-------- YEAR 2037 --------

-------- YEAR 2038 --------

-------- YEAR 2039 --------

-------- YEAR 2040 --------

   THERMAL UNIT                    115     CT_GE7EA    1
   UNIT FUELS                                     1           2           3

-------- YEAR 2011 --------
MINIMUM BURN PCT                    %          100.00        0.00        0.00
UNIT FUEL AUXILIARY COSTS        $/MBTU          0.00        0.00        0.00
UNIT FUEL TYPE                  FUEL ID           72           0           0

-------- YEAR 2012 --------

-------- YEAR 2013 --------

-------- YEAR 2014 --------

-------- YEAR 2015 --------

-------- YEAR 2016 --------

-------- YEAR 2017 --------
```

-------- YEAR 2018 --------

-------- YEAR 2019 --------

-------- YEAR 2020 --------

-------- YEAR 2021 --------

-------- YEAR 2022 --------

-------- YEAR 2023 --------

-------- YEAR 2024 --------

-------- YEAR 2025 --------

-------- YEAR 2026 --------

-------- YEAR 2027 --------

-------- YEAR 2028 --------

-------- YEAR 2029 --------

-------- YEAR 2030 --------

-------- YEAR 2031 --------

-------- YEAR 2032 --------

-------- YEAR 2033 --------

-------- YEAR 2034 --------

-------- YEAR 2035 --------

-------- YEAR 2036 --------

-------- YEAR 2037 --------

-------- YEAR 2038 --------

-------- YEAR 2039 --------

-------- YEAR 2040 --------

THERMAL UNIT	124	BS2_FGD 2		
UNIT FUELS		1	2	3

-------- YEAR 2011 --------

MINIMUM BURN PCT	%	100.00	0.00	0.00
UNIT FUEL AUXILIARY COSTS	$/MBTU	0.05	0.00	0.00
UNIT FUEL TYPE	FUEL ID	6	0	0

-------- YEAR 2012 --------

-------- YEAR 2013 --------

-------- YEAR 2014 --------

-------- YEAR 2015 --------

NOTE: DATA DISPLAYED AFTER 2011 ONLY IF
VALUE CHANGED FROM PREVIOUS YEAR.

AEP EAST
GENERATION AND FUEL MODULE
INPUT SUMMARY REPORT

QUALIFIER = GAF.INPUT.THERMAL UNIT.

THERMAL UNIT	124	BS2_FGD 2		
UNIT FUELS		1	2	3

-------- YEAR 2016 --------

-------- YEAR 2017 --------

-------- YEAR 2018 --------

-------- YEAR 2019 --------

-------- YEAR 2020 --------

-------- YEAR 2021 --------

-------- YEAR 2022 --------

-------- YEAR 2023 --------

-------- YEAR 2024 --------

-------- YEAR 2025 --------

-------- YEAR 2026 --------

-------- YEAR 2027 --------

-------- YEAR 2028 --------

-------- YEAR 2029 --------

-------- YEAR 2030 --------

-------- YEAR 2031 --------

-------- YEAR 2032 --------

-------- YEAR 2033 --------

-------- YEAR 2034 --------

-------- YEAR 2035 --------

-------- YEAR 2036 --------

-------- YEAR 2037 --------

-------- YEAR 2038 --------

-------- YEAR 2039 --------

-------- YEAR 2040 --------

THERMAL UNIT	125	BS1_FGD 1		
UNIT FUELS		1	2	3
-------- YEAR 2011 --------				
MINIMUM BURN PCT	%	100.00	0.00	0.00
UNIT FUEL AUXILIARY COSTS	$/MBTU	0.05	0.00	0.00
UNIT FUEL TYPE	FUEL ID	5	0	0

-------- YEAR 2012 --------

-------- YEAR 2013 --------

-------- YEAR 2014 --------

-------- YEAR 2015 --------

-------- YEAR 2016 --------

-------- YEAR 2017 --------

-------- YEAR 2018 --------

-------- YEAR 2019 --------

-------- YEAR 2020 --------

-------- YEAR 2021 --------

-------- YEAR 2022 --------

-------- YEAR 2023 --------

-------- YEAR 2024 --------

-------- YEAR 2025 --------

-------- YEAR 2026 --------

-------- YEAR 2027 --------

-------- YEAR 2028 --------

-------- YEAR 2029 --------

-------- YEAR 2030 --------

-------- YEAR 2031 --------

-------- YEAR 2032 --------

-------- YEAR 2033 --------

-------- YEAR 2034 --------

-------- YEAR 2035 --------

-------- YEAR 2036 --------

-------- YEAR 2037 --------

-------- YEAR 2038 --------

-------- YEAR 2039 --------

-------- YEAR 2040 --------

THERMAL UNIT	126	CSV5_SCR	5		
UNIT FUELS			1	2	3
-------- YEAR 2011 --------					
MINIMUM BURN PCT	%		100.00	0.00	0.00
UNIT FUEL AUXILIARY COSTS	$/MBTU		0.07	0.00	0.00
UNIT FUEL TYPE	FUEL ID		23	0	0

-------- YEAR 2012 --------

-------- YEAR 2013 --------

-------- YEAR 2014 --------

-------- YEAR 2015 --------

-------- YEAR 2016 --------

-------- YEAR 2017 --------

-------- YEAR 2018 --------

-------- YEAR 2019 --------

-------- YEAR 2020 --------

-------- YEAR 2021 --------

-------- YEAR 2022 --------

-------- YEAR 2023 --------

-------- YEAR 2024 --------

-------- YEAR 2025 --------

-------- YEAR 2026 --------

-------- YEAR 2027 --------

-------- YEAR 2028 --------

NOTE: DATA DISPLAYED AFTER 2011 ONLY IF
VALUE CHANGED FROM PREVIOUS YEAR.

AEP EAST
GENERATION AND FUEL MODULE
INPUT SUMMARY REPORT

QUALIFIER = GAF.INPUT.THERMAL UNIT.

THERMAL UNIT	126	CSV5_SCR	5		
UNIT FUELS			1	2	3
-------- YEAR 2029 --------					
-------- YEAR 2030 --------					
-------- YEAR 2031 --------					
-------- YEAR 2032 --------					
-------- YEAR 2033 --------					
-------- YEAR 2034 --------					
-------- YEAR 2035 --------					
-------- YEAR 2036 --------					
-------- YEAR 2037 --------					
-------- YEAR 2038 --------					
-------- YEAR 2039 --------					
-------- YEAR 2040 --------					
THERMAL UNIT	127	CSV6_SCR	6		
UNIT FUELS			1	2	3
-------- YEAR 2011 --------					
MINIMUM BURN PCT	%		100.00	0.00	0.00
UNIT FUEL AUXILIARY COSTS	$/MBTU		0.07	0.00	0.00
UNIT FUEL TYPE	FUEL ID		24	0	0
-------- YEAR 2012 --------					
-------- YEAR 2013 --------					
-------- YEAR 2014 --------					
-------- YEAR 2015 --------					
-------- YEAR 2016 --------					
-------- YEAR 2017 --------					
-------- YEAR 2018 --------					
-------- YEAR 2019 --------					
-------- YEAR 2020 --------					
-------- YEAR 2021 --------					
-------- YEAR 2022 --------					
-------- YEAR 2023 --------					
-------- YEAR 2024 --------					
-------- YEAR 2025 --------					
-------- YEAR 2026 --------					
-------- YEAR 2027 --------					
-------- YEAR 2028 --------					
-------- YEAR 2029 --------					
-------- YEAR 2030 --------					
-------- YEAR 2031 --------					
-------- YEAR 2032 --------					
-------- YEAR 2033 --------					
-------- YEAR 2034 --------					
-------- YEAR 2035 --------					
-------- YEAR 2036 --------					
-------- YEAR 2037 --------					
-------- YEAR 2038 --------					
-------- YEAR 2039 --------					
-------- YEAR 2040 --------					
THERMAL UNIT	129	CR1_NGCC	1		
UNIT FUELS			1	2	3
-------- YEAR 2011 --------					
MINIMUM BURN PCT	%		100.00	0.00	0.00
UNIT FUEL AUXILIARY COSTS	$/MBTU		0.11	0.00	0.00

UNIT FUEL TYPE FUEL ID 72 0 0

-------- YEAR 2012 --------

-------- YEAR 2013 --------

-------- YEAR 2014 --------

-------- YEAR 2015 --------

-------- YEAR 2016 --------

-------- YEAR 2017 --------

-------- YEAR 2018 --------

-------- YEAR 2019 --------

-------- YEAR 2020 --------

-------- YEAR 2021 --------

-------- YEAR 2022 --------

-------- YEAR 2023 --------

-------- YEAR 2024 --------

-------- YEAR 2025 --------

-------- YEAR 2026 --------

-------- YEAR 2027 --------

-------- YEAR 2028 --------

-------- YEAR 2029 --------

-------- YEAR 2030 --------

-------- YEAR 2031 --------

-------- YEAR 2032 --------

-------- YEAR 2033 --------

-------- YEAR 2034 --------

-------- YEAR 2035 --------

-------- YEAR 2036 --------

-------- YEAR 2037 --------

-------- YEAR 2038 --------

-------- YEAR 2039 --------

-------- YEAR 2040 --------

NOTE: DATA DISPLAYED AFTER 2011 ONLY IF
VALUE CHANGED FROM PREVIOUS YEAR.

AEP EAST
GENERATION AND FUEL MODULE
INPUT SUMMARY REPORT

QUALIFIER = GAF.INPUT.THERMAL UNIT.

THERMAL UNIT	130	CR2_NGCC 2		
UNIT FUELS		1	2	3
-------- YEAR 2011 --------				
MINIMUM BURN PCT	%	100.00	0.00	0.00
UNIT FUEL AUXILIARY COSTS	$/MBTU	0.11	0.00	0.00
UNIT FUEL TYPE	FUEL ID	72	0	0
-------- YEAR 2012 --------				
-------- YEAR 2013 --------				
-------- YEAR 2014 --------				
-------- YEAR 2015 --------				
-------- YEAR 2016 --------				
-------- YEAR 2017 --------				
-------- YEAR 2018 --------				
-------- YEAR 2019 --------				
-------- YEAR 2020 --------				
-------- YEAR 2021 --------				
-------- YEAR 2022 --------				
-------- YEAR 2023 --------				
-------- YEAR 2024 --------				
-------- YEAR 2025 --------				
-------- YEAR 2026 --------				
-------- YEAR 2027 --------				
-------- YEAR 2028 --------				
-------- YEAR 2029 --------				
-------- YEAR 2030 --------				
-------- YEAR 2031 --------				
-------- YEAR 2032 --------				
-------- YEAR 2033 --------				
-------- YEAR 2034 --------				
-------- YEAR 2035 --------				
-------- YEAR 2036 --------				
-------- YEAR 2037 --------				
-------- YEAR 2038 --------				
-------- YEAR 2039 --------				
-------- YEAR 2040 --------				

THERMAL UNIT	131	MR5_NGCC 5		
UNIT FUELS		1	2	3
-------- YEAR 2011 --------				
MINIMUM BURN PCT	%	100.00	0.00	0.00
UNIT FUEL AUXILIARY COSTS	$/MBTU	0.05	0.00	0.00
UNIT FUEL TYPE	FUEL ID	81	0	0
-------- YEAR 2012 --------				
-------- YEAR 2013 --------				
-------- YEAR 2014 --------				
-------- YEAR 2015 --------				
-------- YEAR 2016 --------				
-------- YEAR 2017 --------				
-------- YEAR 2018 --------				
-------- YEAR 2019 --------				
-------- YEAR 2020 --------				
-------- YEAR 2021 --------				
-------- YEAR 2022 --------				
-------- YEAR 2023 --------				
-------- YEAR 2024 --------				

-------- YEAR 2025 --------

-------- YEAR 2026 --------

-------- YEAR 2027 --------

-------- YEAR 2028 --------

-------- YEAR 2029 --------

-------- YEAR 2030 --------

-------- YEAR 2031 --------

-------- YEAR 2032 --------

-------- YEAR 2033 --------

-------- YEAR 2034 --------

-------- YEAR 2035 --------

-------- YEAR 2036 --------

-------- YEAR 2037 --------

-------- YEAR 2038 --------

-------- YEAR 2039 --------

-------- YEAR 2040 --------

THERMAL UNIT	132	MR5_FGD	5		
UNIT FUELS			1	2	3
-------- YEAR 2011 --------					
MINIMUM BURN PCT	%		100.00	0.00	0.00
UNIT FUEL AUXILIARY COSTS	$/MBTU		0.05	0.00	0.00
UNIT FUEL TYPE	FUEL ID		31	0	0

-------- YEAR 2012 --------

-------- YEAR 2013 --------

-------- YEAR 2014 --------

-------- YEAR 2015 --------

-------- YEAR 2016 --------

-------- YEAR 2017 --------

-------- YEAR 2018 --------

-------- YEAR 2019 --------

-------- YEAR 2020 --------

-------- YEAR 2021 --------

-------- YEAR 2022 --------

NOTE: DATA DISPLAYED AFTER 2011 ONLY IF
VALUE CHANGED FROM PREVIOUS YEAR.

AEP EAST
GENERATION AND FUEL MODULE
INPUT SUMMARY REPORT

QUALIFIER = GAF.INPUT.THERMAL UNIT.

THERMAL UNIT	132	MR5_FGD	5	
UNIT FUELS		1	2	3

-------- YEAR 2023 --------

-------- YEAR 2024 --------

-------- YEAR 2025 --------

-------- YEAR 2026 --------

-------- YEAR 2027 --------

-------- YEAR 2028 --------

-------- YEAR 2029 --------

-------- YEAR 2030 --------

-------- YEAR 2031 --------

-------- YEAR 2032 --------

-------- YEAR 2033 --------

-------- YEAR 2034 --------

-------- YEAR 2035 --------

-------- YEAR 2036 --------

-------- YEAR 2037 --------

-------- YEAR 2038 --------

-------- YEAR 2039 --------

-------- YEAR 2040 --------

THERMAL UNIT	133	RP1D_IM	1	
UNIT FUELS		1	2	3

-------- YEAR 2011 --------

MINIMUM BURN PCT	%	100.00	0.00	0.00
UNIT FUEL AUXILIARY COSTS	$/MBTU	0.06	0.00	0.00
UNIT FUEL TYPE	FUEL ID	60	0	0

-------- YEAR 2012 --------

-------- YEAR 2013 --------

-------- YEAR 2014 --------

-------- YEAR 2015 --------

-------- YEAR 2016 --------

-------- YEAR 2017 --------

-------- YEAR 2018 --------

-------- YEAR 2019 --------

-------- YEAR 2020 --------

-------- YEAR 2021 --------

-------- YEAR 2022 --------

-------- YEAR 2023 --------

-------- YEAR 2024 --------

-------- YEAR 2025 --------

-------- YEAR 2026 --------

-------- YEAR 2027 --------

-------- YEAR 2028 --------

-------- YEAR 2029 --------

-------- YEAR 2030 --------

-------- YEAR 2031 --------

-------- YEAR 2032 --------

-------- YEAR 2033 --------

-------- YEAR 2034 --------

-------- YEAR 2035 --------

-------- YEAR 2036 --------

-------- YEAR 2037 --------

-------- YEAR 2038 --------

-------- YEAR 2039 --------

-------- YEAR 2040 --------

THERMAL UNIT	134	RP2D_IM	2	
UNIT FUELS		1	2	3
-------- YEAR 2011 --------				
MINIMUM BURN PCT	%	100.00	0.00	0.00
UNIT FUEL AUXILIARY COSTS	$/MBTU	0.06	0.00	0.00
UNIT FUEL TYPE	FUEL ID	80	0	0

-------- YEAR 2012 --------

-------- YEAR 2013 --------

-------- YEAR 2014 --------

-------- YEAR 2015 --------

-------- YEAR 2016 --------

-------- YEAR 2017 --------

-------- YEAR 2018 --------

-------- YEAR 2019 --------

-------- YEAR 2020 --------

-------- YEAR 2021 --------

-------- YEAR 2022 --------

-------- YEAR 2023 --------

-------- YEAR 2024 --------

-------- YEAR 2025 --------

-------- YEAR 2026 --------

-------- YEAR 2027 --------

-------- YEAR 2028 --------

-------- YEAR 2029 --------

-------- YEAR 2030 --------

-------- YEAR 2031 --------

-------- YEAR 2032 --------

-------- YEAR 2033 --------

-------- YEAR 2034 --------

-------- YEAR 2035 --------

NOTE: DATA DISPLAYED AFTER 2011 ONLY IF
VALUE CHANGED FROM PREVIOUS YEAR.

AEP EAST
GENERATION AND FUEL MODULE
INPUT SUMMARY REPORT

QUALIFIER = GAF.INPUT.THERMAL UNIT.

```
   THERMAL UNIT                    134     RP2D_IM     2
   UNIT FUELS                                     1           2           3

-------- YEAR 2036 --------

-------- YEAR 2037 --------

-------- YEAR 2038 --------

-------- YEAR 2039 --------

-------- YEAR 2040 --------

   THERMAL UNIT                    135     TAN4_FGD    4
   UNIT FUELS                                     1           2           3

-------- YEAR 2011 --------
MINIMUM BURN PCT                    %          100.00        0.00        0.00
UNIT FUEL AUXILIARY COSTS        $/MBTU          0.29        0.00        0.00
UNIT FUEL TYPE                  FUEL ID            69           0           0

-------- YEAR 2012 --------

-------- YEAR 2013 --------

-------- YEAR 2014 --------

-------- YEAR 2015 --------

-------- YEAR 2016 --------

-------- YEAR 2017 --------

-------- YEAR 2018 --------

-------- YEAR 2019 --------

-------- YEAR 2020 --------

-------- YEAR 2021 --------

-------- YEAR 2022 --------

-------- YEAR 2023 --------

-------- YEAR 2024 --------

-------- YEAR 2025 --------

-------- YEAR 2026 --------

-------- YEAR 2027 --------

-------- YEAR 2028 --------

-------- YEAR 2029 --------

-------- YEAR 2030 --------

-------- YEAR 2031 --------

-------- YEAR 2032 --------

-------- YEAR 2033 --------

-------- YEAR 2034 --------

-------- YEAR 2035 --------

-------- YEAR 2036 --------

-------- YEAR 2037 --------

-------- YEAR 2038 --------

-------- YEAR 2039 --------

-------- YEAR 2040 --------

   THERMAL UNIT                    136     RP1D_KP     1
   UNIT FUELS                                     1           2           3

-------- YEAR 2011 --------
MINIMUM BURN PCT                    %          100.00        0.00        0.00
UNIT FUEL AUXILIARY COSTS        $/MBTU          0.06        0.00        0.00
UNIT FUEL TYPE                  FUEL ID            80           0           0

-------- YEAR 2012 --------

-------- YEAR 2013 --------

-------- YEAR 2014 --------

-------- YEAR 2015 --------

-------- YEAR 2016 --------

-------- YEAR 2017 --------
```

-------- YEAR 2018 --------

-------- YEAR 2019 --------

-------- YEAR 2020 --------

-------- YEAR 2021 --------

-------- YEAR 2022 --------

-------- YEAR 2023 --------

-------- YEAR 2024 --------

-------- YEAR 2025 --------

-------- YEAR 2026 --------

-------- YEAR 2027 --------

-------- YEAR 2028 --------

-------- YEAR 2029 --------

-------- YEAR 2030 --------

-------- YEAR 2031 --------

-------- YEAR 2032 --------

-------- YEAR 2033 --------

-------- YEAR 2034 --------

-------- YEAR 2035 --------

-------- YEAR 2036 --------

-------- YEAR 2037 --------

-------- YEAR 2038 --------

-------- YEAR 2039 --------

-------- YEAR 2040 --------

THERMAL UNIT		137	RP2D_KP	2	
UNIT FUELS			1	2	3

-------- YEAR 2011 --------

MINIMUM BURN PCT	%	100.00	0.00	0.00
UNIT FUEL AUXILIARY COSTS	$/MBTU	0.06	0.00	0.00
UNIT FUEL TYPE	FUEL ID	80	0	0

-------- YEAR 2012 --------

-------- YEAR 2013 --------

-------- YEAR 2014 --------

-------- YEAR 2015 --------

NOTE: DATA DISPLAYED AFTER 2011 ONLY IF
VALUE CHANGED FROM PREVIOUS YEAR.

AEP EAST
GENERATION AND FUEL MODULE
INPUT SUMMARY REPORT

QUALIFIER = GAF.INPUT.THERMAL UNIT.

THERMAL UNIT		137	RP2D_KP	2	
UNIT FUELS			1	2	3
-------- YEAR 2016 --------					
-------- YEAR 2017 --------					
-------- YEAR 2018 --------					
-------- YEAR 2019 --------					
-------- YEAR 2020 --------					
-------- YEAR 2021 --------					
-------- YEAR 2022 --------					
-------- YEAR 2023 --------					
-------- YEAR 2024 --------					
-------- YEAR 2025 --------					
-------- YEAR 2026 --------					
-------- YEAR 2027 --------					
-------- YEAR 2028 --------					
-------- YEAR 2029 --------					
-------- YEAR 2030 --------					
-------- YEAR 2031 --------					
-------- YEAR 2032 --------					
-------- YEAR 2033 --------					
-------- YEAR 2034 --------					
-------- YEAR 2035 --------					
-------- YEAR 2036 --------					
-------- YEAR 2037 --------					
-------- YEAR 2038 --------					
-------- YEAR 2039 --------					
-------- YEAR 2040 --------					
THERMAL UNIT		144	TC4_ESP	4	
UNIT FUELS			1	2	3
-------- YEAR 2011 --------					
MINIMUM BURN PCT	%		100.00	0.00	0.00
UNIT FUEL AUXILIARY COSTS	$/MBTU		0.29	0.00	0.00
UNIT FUEL TYPE	FUEL ID		69	0	0
-------- YEAR 2012 --------					
-------- YEAR 2013 --------					
-------- YEAR 2014 --------					
-------- YEAR 2015 --------					
-------- YEAR 2016 --------					
-------- YEAR 2017 --------					
-------- YEAR 2018 --------					
-------- YEAR 2019 --------					
-------- YEAR 2020 --------					
-------- YEAR 2021 --------					
-------- YEAR 2022 --------					
-------- YEAR 2023 --------					
-------- YEAR 2024 --------					
-------- YEAR 2025 --------					
-------- YEAR 2026 --------					
-------- YEAR 2027 --------					
-------- YEAR 2028 --------					
-------- YEAR 2029 --------					
-------- YEAR 2030 --------					

-------- YEAR 2031 --------

-------- YEAR 2032 --------

-------- YEAR 2033 --------

-------- YEAR 2034 --------

-------- YEAR 2035 --------

-------- YEAR 2036 --------

-------- YEAR 2037 --------

-------- YEAR 2038 --------

-------- YEAR 2039 --------

-------- YEAR 2040 --------

THERMAL UNIT	145	A390% AP	3	
UNIT FUELS		1	2	3

-------- YEAR 2011 --------

MINIMUM BURN PCT	%	100.00	0.00	0.00
UNIT FUEL AUXILIARY COSTS	$/MBTU	0.11	0.00	0.00
UNIT FUEL TYPE	FUEL ID	3	0	0

-------- YEAR 2012 --------

-------- YEAR 2013 --------

-------- YEAR 2014 --------

-------- YEAR 2015 --------

-------- YEAR 2016 --------

-------- YEAR 2017 --------

-------- YEAR 2018 --------

-------- YEAR 2019 --------

-------- YEAR 2020 --------

-------- YEAR 2021 --------

-------- YEAR 2022 --------

-------- YEAR 2023 --------

-------- YEAR 2024 --------

-------- YEAR 2025 --------

-------- YEAR 2026 --------

-------- YEAR 2027 --------

-------- YEAR 2028 --------

NOTE: DATA DISPLAYED AFTER 2011 ONLY IF
VALUE CHANGED FROM PREVIOUS YEAR.

AEP EAST
GENERATION AND FUEL MODULE
INPUT SUMMARY REPORT

QUALIFIER = GAF.INPUT.THERMAL UNIT.

THERMAL UNIT 145 A390% AP 3
UNIT FUELS 1 2 3

-------- YEAR 2029 --------

-------- YEAR 2030 --------

-------- YEAR 2031 --------

-------- YEAR 2032 --------

-------- YEAR 2033 --------

-------- YEAR 2034 --------

-------- YEAR 2035 --------

-------- YEAR 2036 --------

-------- YEAR 2037 --------

-------- YEAR 2038 --------

-------- YEAR 2039 --------

-------- YEAR 2040 --------

THERMAL UNIT 146 A390%OP 3
UNIT FUELS 1 2 3

-------- YEAR 2011 --------

MINIMUM BURN PCT	%	100.00	0.00	0.00
UNIT FUEL AUXILIARY COSTS	$/MBTU	0.11	0.00	0.00
UNIT FUEL TYPE	FUEL ID	3	0	0

-------- YEAR 2012 --------

-------- YEAR 2013 --------

-------- YEAR 2014 --------

-------- YEAR 2015 --------

-------- YEAR 2016 --------

-------- YEAR 2017 --------

-------- YEAR 2018 --------

-------- YEAR 2019 --------

-------- YEAR 2020 --------

-------- YEAR 2021 --------

-------- YEAR 2022 --------

-------- YEAR 2023 --------

-------- YEAR 2024 --------

-------- YEAR 2025 --------

-------- YEAR 2026 --------

-------- YEAR 2027 --------

-------- YEAR 2028 --------

-------- YEAR 2029 --------

-------- YEAR 2030 --------

-------- YEAR 2031 --------

-------- YEAR 2032 --------

-------- YEAR 2033 --------

-------- YEAR 2034 --------

-------- YEAR 2035 --------

-------- YEAR 2036 --------

-------- YEAR 2037 --------

-------- YEAR 2038 --------

-------- YEAR 2039 --------

-------- YEAR 2040 --------

THERMAL UNIT 147 MTN_90% 1
UNIT FUELS 1 2 3

-------- YEAR 2011 --------

MINIMUM BURN PCT	%	100.00	0.00	0.00
UNIT FUEL AUXILIARY COSTS	$/MBTU	0.00	0.00	0.00

UNIT FUEL TYPE FUEL ID 45 0 0

-------- YEAR 2012 --------

-------- YEAR 2013 --------

-------- YEAR 2014 --------

-------- YEAR 2015 --------

-------- YEAR 2016 --------

-------- YEAR 2017 --------

-------- YEAR 2018 --------

-------- YEAR 2019 --------

-------- YEAR 2020 --------

-------- YEAR 2021 --------

-------- YEAR 2022 --------

-------- YEAR 2023 --------

-------- YEAR 2024 --------

-------- YEAR 2025 --------

-------- YEAR 2026 --------

-------- YEAR 2027 --------

-------- YEAR 2028 --------

-------- YEAR 2029 --------

-------- YEAR 2030 --------

-------- YEAR 2031 --------

-------- YEAR 2032 --------

-------- YEAR 2033 --------

-------- YEAR 2034 --------

-------- YEAR 2035 --------

-------- YEAR 2036 --------

-------- YEAR 2037 --------

-------- YEAR 2038 --------

-------- YEAR 2039 --------

-------- YEAR 2040 --------

NOTE: DATA DISPLAYED AFTER 2011 ONLY IF
VALUE CHANGED FROM PREVIOUS YEAR.

AEP EAST
GENERATION AND FUEL MODULE
INPUT SUMMARY REPORT

QUALIFIER = GAF.INPUT.THERMAL UNIT.

THERMAL UNIT	148	RPT1_90%	1	
UNIT FUELS		1	2	3
-------- YEAR 2011 --------				
MINIMUM BURN PCT	%	100.00	0.00	1.98
UNIT FUEL AUXILIARY COSTS	$/MBTU	0.06	0.00	0.00
UNIT FUEL TYPE	FUEL ID	58	0	624
-------- YEAR 2012 --------				
-------- YEAR 2013 --------				
-------- YEAR 2014 --------				
-------- YEAR 2015 --------				
-------- YEAR 2016 --------				
-------- YEAR 2017 --------				
-------- YEAR 2018 --------				
-------- YEAR 2019 --------				
-------- YEAR 2020 --------				
-------- YEAR 2021 --------				
-------- YEAR 2022 --------				
-------- YEAR 2023 --------				
-------- YEAR 2024 --------				
-------- YEAR 2025 --------				
-------- YEAR 2026 --------				
-------- YEAR 2027 --------				
-------- YEAR 2028 --------				
-------- YEAR 2029 --------				
-------- YEAR 2030 --------				
-------- YEAR 2031 --------				
-------- YEAR 2032 --------				
-------- YEAR 2033 --------				
-------- YEAR 2034 --------				
-------- YEAR 2035 --------				
-------- YEAR 2036 --------				
-------- YEAR 2037 --------				
-------- YEAR 2038 --------				
-------- YEAR 2039 --------				
-------- YEAR 2040 --------				

THERMAL UNIT	149	RPT2_90%	2	
UNIT FUELS		1	2	3
-------- YEAR 2011 --------				
MINIMUM BURN PCT	%	100.00	0.00	1.98
UNIT FUEL AUXILIARY COSTS	$/MBTU	0.06	0.00	0.00
UNIT FUEL TYPE	FUEL ID	59	0	625
-------- YEAR 2012 --------				
-------- YEAR 2013 --------				
-------- YEAR 2014 --------				
-------- YEAR 2015 --------				
-------- YEAR 2016 --------				
-------- YEAR 2017 --------				
-------- YEAR 2018 --------				
-------- YEAR 2019 --------				
-------- YEAR 2020 --------				
-------- YEAR 2021 --------				
-------- YEAR 2022 --------				
-------- YEAR 2023 --------				
-------- YEAR 2024 --------				

-------- YEAR 2025 --------

-------- YEAR 2026 --------

-------- YEAR 2027 --------

-------- YEAR 2028 --------

-------- YEAR 2029 --------

-------- YEAR 2030 --------

-------- YEAR 2031 --------

-------- YEAR 2032 --------

-------- YEAR 2033 --------

-------- YEAR 2034 --------

-------- YEAR 2035 --------

-------- YEAR 2036 --------

-------- YEAR 2037 --------

-------- YEAR 2038 --------

-------- YEAR 2039 --------

-------- YEAR 2040 --------

THERMAL UNIT	150	GV1_90%	1	
UNIT FUELS		1	2	3
-------- YEAR 2011 --------				
MINIMUM BURN PCT	%	100.00	0.00	0.00
UNIT FUEL AUXILIARY COSTS	$/MBTU	0.06	0.00	0.00
UNIT FUEL TYPE	FUEL ID	27	0	0

-------- YEAR 2012 --------

-------- YEAR 2013 --------

-------- YEAR 2014 --------

-------- YEAR 2015 --------

-------- YEAR 2016 --------

-------- YEAR 2017 --------

-------- YEAR 2018 --------

-------- YEAR 2019 --------

-------- YEAR 2020 --------

-------- YEAR 2021 --------

-------- YEAR 2022 --------

NOTE: DATA DISPLAYED AFTER 2011 ONLY IF
VALUE CHANGED FROM PREVIOUS YEAR.

AEP EAST
GENERATION AND FUEL MODULE
INPUT SUMMARY REPORT

QUALIFIER = GAF.INPUT.THERMAL UNIT.

THERMAL UNIT	150	GV1_90%	1		
UNIT FUELS			1	2	3

-------- YEAR 2023 --------

-------- YEAR 2024 --------

-------- YEAR 2025 --------

-------- YEAR 2026 --------

-------- YEAR 2027 --------

-------- YEAR 2028 --------

-------- YEAR 2029 --------

-------- YEAR 2030 --------

-------- YEAR 2031 --------

-------- YEAR 2032 --------

-------- YEAR 2033 --------

-------- YEAR 2034 --------

-------- YEAR 2035 --------

-------- YEAR 2036 --------

-------- YEAR 2037 --------

-------- YEAR 2038 --------

-------- YEAR 2039 --------

-------- YEAR 2040 --------

THERMAL UNIT	151	GV2_90%	2		
UNIT FUELS			1	2	3

-------- YEAR 2011 --------

MINIMUM BURN PCT	%	100.00	0.00	0.00
UNIT FUEL AUXILIARY COSTS	$/MBTU	0.06	0.00	0.00
UNIT FUEL TYPE	FUEL ID	28	0	0

-------- YEAR 2012 --------

-------- YEAR 2013 --------

-------- YEAR 2014 --------

-------- YEAR 2015 --------

-------- YEAR 2016 --------

-------- YEAR 2017 --------

-------- YEAR 2018 --------

-------- YEAR 2019 --------

-------- YEAR 2020 --------

-------- YEAR 2021 --------

-------- YEAR 2022 --------

-------- YEAR 2023 --------

-------- YEAR 2024 --------

-------- YEAR 2025 --------

-------- YEAR 2026 --------

-------- YEAR 2027 --------

-------- YEAR 2028 --------

-------- YEAR 2029 --------

-------- YEAR 2030 --------

-------- YEAR 2031 --------

-------- YEAR 2032 --------

-------- YEAR 2033 --------

-------- YEAR 2034 --------

-------- YEAR 2035 --------

-------- YEAR 2036 --------

-------- YEAR 2037 --------

-------- YEAR 2038 --------

-------- YEAR 2039 --------

-------- YEAR 2040 --------

THERMAL UNIT	153	MTN_18%	1		
UNIT FUELS			1	2	3

-------- YEAR 2011 --------

MINIMUM BURN PCT	%	100.00	0.00	0.00
UNIT FUEL AUXILIARY COSTS	$/MBTU	0.00	0.00	0.00
UNIT FUEL TYPE	FUEL ID	45	0	0

-------- YEAR 2012 --------

-------- YEAR 2013 --------

-------- YEAR 2014 --------

-------- YEAR 2015 --------

-------- YEAR 2016 --------

-------- YEAR 2017 --------

-------- YEAR 2018 --------

-------- YEAR 2019 --------

-------- YEAR 2020 --------

-------- YEAR 2021 --------

-------- YEAR 2022 --------

-------- YEAR 2023 --------

-------- YEAR 2024 --------

-------- YEAR 2025 --------

-------- YEAR 2026 --------

-------- YEAR 2027 --------

-------- YEAR 2028 --------

-------- YEAR 2029 --------

-------- YEAR 2030 --------

-------- YEAR 2031 --------

-------- YEAR 2032 --------

-------- YEAR 2033 --------

-------- YEAR 2034 --------

-------- YEAR 2035 --------

NOTE: DATA DISPLAYED AFTER 2011 ONLY IF
VALUE CHANGED FROM PREVIOUS YEAR.

AEP EAST
GENERATION AND FUEL MODULE
INPUT SUMMARY REPORT

QUALIFIER = GAF.INPUT.THERMAL UNIT.

```
   THERMAL UNIT                    153     MTN_18%      1
   UNIT FUELS                                     1           2           3

-------- YEAR 2036 --------

-------- YEAR 2037 --------

-------- YEAR 2038 --------

-------- YEAR 2039 --------

-------- YEAR 2040 --------

   THERMAL UNIT                    154     CC_FA_KP     1
   UNIT FUELS                                     1           2           3

-------- YEAR 2011 --------
MINIMUM BURN PCT                    %          100.00        0.00        0.00
UNIT FUEL AUXILIARY COSTS        $/MBTU          0.00        0.00        0.00
UNIT FUEL TYPE                  FUEL ID           72           0           0

-------- YEAR 2012 --------

-------- YEAR 2013 --------

-------- YEAR 2014 --------

-------- YEAR 2015 --------

-------- YEAR 2016 --------

-------- YEAR 2017 --------

-------- YEAR 2018 --------

-------- YEAR 2019 --------

-------- YEAR 2020 --------

-------- YEAR 2021 --------

-------- YEAR 2022 --------

-------- YEAR 2023 --------

-------- YEAR 2024 --------

-------- YEAR 2025 --------

-------- YEAR 2026 --------

-------- YEAR 2027 --------

-------- YEAR 2028 --------

-------- YEAR 2029 --------

-------- YEAR 2030 --------

-------- YEAR 2031 --------

-------- YEAR 2032 --------

-------- YEAR 2033 --------

-------- YEAR 2034 --------

-------- YEAR 2035 --------

-------- YEAR 2036 --------

-------- YEAR 2037 --------

-------- YEAR 2038 --------

-------- YEAR 2039 --------

-------- YEAR 2040 --------

   THERMAL UNIT                    155     CT_OHIO      1
   UNIT FUELS                                     1           2           3

-------- YEAR 2011 --------
MINIMUM BURN PCT                    %          100.00        0.00        0.00
UNIT FUEL AUXILIARY COSTS        $/MBTU          0.00        0.00        0.00
UNIT FUEL TYPE                  FUEL ID           72           0           0

-------- YEAR 2012 --------

-------- YEAR 2013 --------

-------- YEAR 2014 --------

-------- YEAR 2015 --------

-------- YEAR 2016 --------

-------- YEAR 2017 --------
```

-------- YEAR 2018 --------

-------- YEAR 2019 --------

-------- YEAR 2020 --------

-------- YEAR 2021 --------

-------- YEAR 2022 --------

-------- YEAR 2023 --------

-------- YEAR 2024 --------

-------- YEAR 2025 --------

-------- YEAR 2026 --------

-------- YEAR 2027 --------

-------- YEAR 2028 --------

-------- YEAR 2029 --------

-------- YEAR 2030 --------

-------- YEAR 2031 --------

-------- YEAR 2032 --------

-------- YEAR 2033 --------

-------- YEAR 2034 --------

-------- YEAR 2035 --------

-------- YEAR 2036 --------

-------- YEAR 2037 --------

-------- YEAR 2038 --------

-------- YEAR 2039 --------

-------- YEAR 2040 --------

THERMAL UNIT	156	CC_OH	1	
UNIT FUELS		1	2	3

-------- YEAR 2011 --------

MINIMUM BURN PCT	%	100.00	0.00	0.00
UNIT FUEL AUXILIARY COSTS	$/MBTU	0.00	0.00	0.00
UNIT FUEL TYPE	FUEL ID	72	0	0

-------- YEAR 2012 --------

-------- YEAR 2013 --------

-------- YEAR 2014 --------

-------- YEAR 2015 --------

NOTE: DATA DISPLAYED AFTER 2011 ONLY IF
VALUE CHANGED FROM PREVIOUS YEAR.

AEP EAST
GENERATION AND FUEL MODULE
INPUT SUMMARY REPORT

QUALIFIER = GAF.INPUT.THERMAL UNIT.

THERMAL UNIT	156	CC_OH	1		
UNIT FUELS			1	2	3

-------- YEAR 2016 --------

-------- YEAR 2017 --------

-------- YEAR 2018 --------

-------- YEAR 2019 --------

-------- YEAR 2020 --------

-------- YEAR 2021 --------

-------- YEAR 2022 --------

-------- YEAR 2023 --------

-------- YEAR 2024 --------

-------- YEAR 2025 --------

-------- YEAR 2026 --------

-------- YEAR 2027 --------

-------- YEAR 2028 --------

-------- YEAR 2029 --------

-------- YEAR 2030 --------

-------- YEAR 2031 --------

-------- YEAR 2032 --------

-------- YEAR 2033 --------

-------- YEAR 2034 --------

-------- YEAR 2035 --------

-------- YEAR 2036 --------

-------- YEAR 2037 --------

-------- YEAR 2038 --------

-------- YEAR 2039 --------

-------- YEAR 2040 --------

THERMAL UNIT	157	CT_I&M	1		
UNIT FUELS			1	2	3

-------- YEAR 2011 --------

MINIMUM BURN PCT	%	100.00	0.00	0.00
UNIT FUEL AUXILIARY COSTS	$/MBTU	0.00	0.00	0.00
UNIT FUEL TYPE	FUEL ID	72	0	0

-------- YEAR 2012 --------

-------- YEAR 2013 --------

-------- YEAR 2014 --------

-------- YEAR 2015 --------

-------- YEAR 2016 --------

-------- YEAR 2017 --------

-------- YEAR 2018 --------

-------- YEAR 2019 --------

-------- YEAR 2020 --------

-------- YEAR 2021 --------

-------- YEAR 2022 --------

-------- YEAR 2023 --------

-------- YEAR 2024 --------

-------- YEAR 2025 --------

-------- YEAR 2026 --------

-------- YEAR 2027 --------

-------- YEAR 2028 --------

-------- YEAR 2029 --------

-------- YEAR 2030 --------

-------- YEAR 2031 --------

-------- YEAR 2032 --------

-------- YEAR 2033 --------

-------- YEAR 2034 --------

-------- YEAR 2035 --------

-------- YEAR 2036 --------

-------- YEAR 2037 --------

-------- YEAR 2038 --------

-------- YEAR 2039 --------

-------- YEAR 2040 --------

THERMAL UNIT	158	CC_I&M	1		
UNIT FUELS			1	2	3
-------- YEAR 2011 --------					
MINIMUM BURN PCT	%		100.00	0.00	0.00
UNIT FUEL AUXILIARY COSTS	$/MBTU		0.00	0.00	0.00
UNIT FUEL TYPE	FUEL ID		72	0	0

-------- YEAR 2012 --------

-------- YEAR 2013 --------

-------- YEAR 2014 --------

-------- YEAR 2015 --------

-------- YEAR 2016 --------

-------- YEAR 2017 --------

-------- YEAR 2018 --------

-------- YEAR 2019 --------

-------- YEAR 2020 --------

-------- YEAR 2021 --------

-------- YEAR 2022 --------

-------- YEAR 2023 --------

-------- YEAR 2024 --------

-------- YEAR 2025 --------

-------- YEAR 2026 --------

-------- YEAR 2027 --------

-------- YEAR 2028 --------

NOTE: DATA DISPLAYED AFTER 2011 ONLY IF
VALUE CHANGED FROM PREVIOUS YEAR.

AEP EAST
GENERATION AND FUEL MODULE
INPUT SUMMARY REPORT

QUALIFIER = GAF.INPUT.THERMAL UNIT.

THERMAL UNIT		158	CC_I&M	1	
UNIT FUELS			1	2	3
-------- YEAR 2029 --------					
-------- YEAR 2030 --------					
-------- YEAR 2031 --------					
-------- YEAR 2032 --------					
-------- YEAR 2033 --------					
-------- YEAR 2034 --------					
-------- YEAR 2035 --------					
-------- YEAR 2036 --------					
-------- YEAR 2037 --------					
-------- YEAR 2038 --------					
-------- YEAR 2039 --------					
-------- YEAR 2040 --------					
THERMAL UNIT		159	CT_APCO	1	
UNIT FUELS			1	2	3
-------- YEAR 2011 --------					
MINIMUM BURN PCT	%		100.00	0.00	0.00
UNIT FUEL AUXILIARY COSTS	$/MBTU		0.00	0.00	0.00
UNIT FUEL TYPE	FUEL ID		72	0	0
-------- YEAR 2012 --------					
-------- YEAR 2013 --------					
-------- YEAR 2014 --------					
-------- YEAR 2015 --------					
-------- YEAR 2016 --------					
-------- YEAR 2017 --------					
-------- YEAR 2018 --------					
-------- YEAR 2019 --------					
-------- YEAR 2020 --------					
-------- YEAR 2021 --------					
-------- YEAR 2022 --------					
-------- YEAR 2023 --------					
-------- YEAR 2024 --------					
-------- YEAR 2025 --------					
-------- YEAR 2026 --------					
-------- YEAR 2027 --------					
-------- YEAR 2028 --------					
-------- YEAR 2029 --------					
-------- YEAR 2030 --------					
-------- YEAR 2031 --------					
-------- YEAR 2032 --------					
-------- YEAR 2033 --------					
-------- YEAR 2034 --------					
-------- YEAR 2035 --------					
-------- YEAR 2036 --------					
-------- YEAR 2037 --------					
-------- YEAR 2038 --------					
-------- YEAR 2039 --------					
-------- YEAR 2040 --------					
THERMAL UNIT		160	CC_APCO	1	
UNIT FUELS			1	2	3
-------- YEAR 2011 --------					
MINIMUM BURN PCT	%		100.00	0.00	0.00
UNIT FUEL AUXILIARY COSTS	$/MBTU		0.00	0.00	0.00

UNIT FUEL TYPE FUEL ID 72 0 0

-------- YEAR 2012 --------

-------- YEAR 2013 --------

-------- YEAR 2014 --------

-------- YEAR 2015 --------

-------- YEAR 2016 --------

-------- YEAR 2017 --------

-------- YEAR 2018 --------

-------- YEAR 2019 --------

-------- YEAR 2020 --------

-------- YEAR 2021 --------

-------- YEAR 2022 --------

-------- YEAR 2023 --------

-------- YEAR 2024 --------

-------- YEAR 2025 --------

-------- YEAR 2026 --------

-------- YEAR 2027 --------

-------- YEAR 2028 --------

-------- YEAR 2029 --------

-------- YEAR 2030 --------

-------- YEAR 2031 --------

-------- YEAR 2032 --------

-------- YEAR 2033 --------

-------- YEAR 2034 --------

-------- YEAR 2035 --------

-------- YEAR 2036 --------

-------- YEAR 2037 --------

-------- YEAR 2038 --------

-------- YEAR 2039 --------

-------- YEAR 2040 --------

NOTE: DATA DISPLAYED AFTER 2011 ONLY IF
VALUE CHANGED FROM PREVIOUS YEAR.

AEP EAST
GENERATION AND FUEL MODULE
INPUT SUMMARY REPORT

QUALIFIER = GAF.INPUT.THERMAL UNIT.

THERMAL UNIT	161	CT_KPCO	1	
UNIT FUELS		1	2	3
-------- YEAR 2011 --------				
MINIMUM BURN PCT	%	100.00	0.00	0.00
UNIT FUEL AUXILIARY COSTS	$/MBTU	0.00	0.00	0.00
UNIT FUEL TYPE	FUEL ID	72	0	0
-------- YEAR 2012 --------				
-------- YEAR 2013 --------				
-------- YEAR 2014 --------				
-------- YEAR 2015 --------				
-------- YEAR 2016 --------				
-------- YEAR 2017 --------				
-------- YEAR 2018 --------				
-------- YEAR 2019 --------				
-------- YEAR 2020 --------				
-------- YEAR 2021 --------				
-------- YEAR 2022 --------				
-------- YEAR 2023 --------				
-------- YEAR 2024 --------				
-------- YEAR 2025 --------				
-------- YEAR 2026 --------				
-------- YEAR 2027 --------				
-------- YEAR 2028 --------				
-------- YEAR 2029 --------				
-------- YEAR 2030 --------				
-------- YEAR 2031 --------				
-------- YEAR 2032 --------				
-------- YEAR 2033 --------				
-------- YEAR 2034 --------				
-------- YEAR 2035 --------				
-------- YEAR 2036 --------				
-------- YEAR 2037 --------				
-------- YEAR 2038 --------				
-------- YEAR 2039 --------				
-------- YEAR 2040 --------				

THERMAL UNIT	162	CC_KPCO	1	
UNIT FUELS		1	2	3
-------- YEAR 2011 --------				
MINIMUM BURN PCT	%	100.00	0.00	0.00
UNIT FUEL AUXILIARY COSTS	$/MBTU	0.00	0.00	0.00
UNIT FUEL TYPE	FUEL ID	72	0	0
-------- YEAR 2012 --------				
-------- YEAR 2013 --------				
-------- YEAR 2014 --------				
-------- YEAR 2015 --------				
-------- YEAR 2016 --------				
-------- YEAR 2017 --------				
-------- YEAR 2018 --------				
-------- YEAR 2019 --------				
-------- YEAR 2020 --------				
-------- YEAR 2021 --------				
-------- YEAR 2022 --------				
-------- YEAR 2023 --------				
-------- YEAR 2024 --------				

-------- YEAR 2025 --------

-------- YEAR 2026 --------

-------- YEAR 2027 --------

-------- YEAR 2028 --------

-------- YEAR 2029 --------

-------- YEAR 2030 --------

-------- YEAR 2031 --------

-------- YEAR 2032 --------

-------- YEAR 2033 --------

-------- YEAR 2034 --------

-------- YEAR 2035 --------

-------- YEAR 2036 --------

-------- YEAR 2037 --------

-------- YEAR 2038 --------

-------- YEAR 2039 --------

-------- YEAR 2040 --------

THERMAL UNIT	163	BS2 FGD 1		
UNIT FUELS		1	2	3
-------- YEAR 2011 --------				
MINIMUM BURN PCT	%	100.00	0.00	0.00
UNIT FUEL AUXILIARY COSTS	$/MBTU	0.05	0.00	0.00
UNIT FUEL TYPE	FUEL ID	31	0	0

-------- YEAR 2012 --------

-------- YEAR 2013 --------

-------- YEAR 2014 --------

-------- YEAR 2015 --------

-------- YEAR 2016 --------

-------- YEAR 2017 --------

-------- YEAR 2018 --------

-------- YEAR 2019 --------

-------- YEAR 2020 --------

-------- YEAR 2021 --------

-------- YEAR 2022 --------

NOTE: DATA DISPLAYED AFTER 2011 ONLY IF
VALUE CHANGED FROM PREVIOUS YEAR.

AEP EAST
GENERATION AND FUEL MODULE
INPUT SUMMARY REPORT

QUALIFIER = GAF.INPUT.THERMAL UNIT.

THERMAL UNIT	163	BS2 FGD 1		
UNIT FUELS		1	2	3
-------- YEAR 2023 --------				
-------- YEAR 2024 --------				
-------- YEAR 2025 --------				
-------- YEAR 2026 --------				
-------- YEAR 2027 --------				
-------- YEAR 2028 --------				
-------- YEAR 2029 --------				
-------- YEAR 2030 --------				
-------- YEAR 2031 --------				
-------- YEAR 2032 --------				
-------- YEAR 2033 --------				
-------- YEAR 2034 --------				
-------- YEAR 2035 --------				
-------- YEAR 2036 --------				
-------- YEAR 2037 --------				
-------- YEAR 2038 --------				
-------- YEAR 2039 --------				
-------- YEAR 2040 --------				

THERMAL UNIT	164	BS2 FGD 5		
UNIT FUELS		1	2	3
-------- YEAR 2011 --------				
MINIMUM BURN PCT	%	100.00	0.00	0.00
UNIT FUEL AUXILIARY COSTS	$/MBTU	0.05	0.00	0.00
UNIT FUEL TYPE	FUEL ID	32	0	0
-------- YEAR 2012 --------				
-------- YEAR 2013 --------				
-------- YEAR 2014 --------				
-------- YEAR 2015 --------				
-------- YEAR 2016 --------				
-------- YEAR 2017 --------				
-------- YEAR 2018 --------				
-------- YEAR 2019 --------				
-------- YEAR 2020 --------				
-------- YEAR 2021 --------				
-------- YEAR 2022 --------				
-------- YEAR 2023 --------				
-------- YEAR 2024 --------				
-------- YEAR 2025 --------				
-------- YEAR 2026 --------				
-------- YEAR 2027 --------				
-------- YEAR 2028 --------				
-------- YEAR 2029 --------				
-------- YEAR 2030 --------				
-------- YEAR 2031 --------				
-------- YEAR 2032 --------				
-------- YEAR 2033 --------				
-------- YEAR 2034 --------				
-------- YEAR 2035 --------				
-------- YEAR 2036 --------				
-------- YEAR 2037 --------				

-------- YEAR 2038 --------

-------- YEAR 2039 --------

-------- YEAR 2040 --------

THERMAL UNIT	165	BS2 FGD 22		
UNIT FUELS		1	2	3
-------- YEAR 2011 --------				
MINIMUM BURN PCT	%	100.00	0.00	0.00
UNIT FUEL AUXILIARY COSTS	$/MBTU	0.05	0.00	0.00
UNIT FUEL TYPE	FUEL ID	57	0	0

-------- YEAR 2012 --------

-------- YEAR 2013 --------

-------- YEAR 2014 --------

-------- YEAR 2015 --------

-------- YEAR 2016 --------

-------- YEAR 2017 --------

-------- YEAR 2018 --------

-------- YEAR 2019 --------

-------- YEAR 2020 --------

-------- YEAR 2021 --------

-------- YEAR 2022 --------

-------- YEAR 2023 --------

-------- YEAR 2024 --------

-------- YEAR 2025 --------

-------- YEAR 2026 --------

-------- YEAR 2027 --------

-------- YEAR 2028 --------

-------- YEAR 2029 --------

-------- YEAR 2030 --------

-------- YEAR 2031 --------

-------- YEAR 2032 --------

-------- YEAR 2033 --------

-------- YEAR 2034 --------

-------- YEAR 2035 --------

NOTE: DATA DISPLAYED AFTER 2011 ONLY IF
VALUE CHANGED FROM PREVIOUS YEAR.

AEP EAST
GENERATION AND FUEL MODULE
INPUT SUMMARY REPORT

QUALIFIER = GAF.INPUT.THERMAL UNIT.

THERMAL UNIT	165	BS2 FGD	22		
UNIT FUELS			1	2	3
-------- YEAR 2036 --------					
-------- YEAR 2037 --------					
-------- YEAR 2038 --------					
-------- YEAR 2039 --------					
-------- YEAR 2040 --------					
THERMAL UNIT	166	BS2 FGD	23		
UNIT FUELS			1	2	3
-------- YEAR 2011 --------					
MINIMUM BURN PCT	%		100.00	0.00	0.00
UNIT FUEL AUXILIARY COSTS	$/MBTU		0.05	0.00	0.00
UNIT FUEL TYPE	FUEL ID		6	0	0
-------- YEAR 2012 --------					
-------- YEAR 2013 --------					
-------- YEAR 2014 --------					
-------- YEAR 2015 --------					
-------- YEAR 2016 --------					
-------- YEAR 2017 --------					
-------- YEAR 2018 --------					
-------- YEAR 2019 --------					
-------- YEAR 2020 --------					
-------- YEAR 2021 --------					
-------- YEAR 2022 --------					
-------- YEAR 2023 --------					
-------- YEAR 2024 --------					
-------- YEAR 2025 --------					
-------- YEAR 2026 --------					
-------- YEAR 2027 --------					
-------- YEAR 2028 --------					
-------- YEAR 2029 --------					
-------- YEAR 2030 --------					
-------- YEAR 2031 --------					
-------- YEAR 2032 --------					
-------- YEAR 2033 --------					
-------- YEAR 2034 --------					
-------- YEAR 2035 --------					
-------- YEAR 2036 --------					
-------- YEAR 2037 --------					
-------- YEAR 2038 --------					
-------- YEAR 2039 --------					
-------- YEAR 2040 --------					
THERMAL UNIT	168	IGCC AP	1		
UNIT FUELS			1	2	3
-------- YEAR 2011 --------					
MINIMUM BURN PCT	%		100.00	0.00	0.00
UNIT FUEL AUXILIARY COSTS	$/MBTU		0.00	0.00	0.00
UNIT FUEL TYPE	FUEL ID		45	0	0
-------- YEAR 2012 --------					
-------- YEAR 2013 --------					
-------- YEAR 2014 --------					
-------- YEAR 2015 --------					
-------- YEAR 2016 --------					
-------- YEAR 2017 --------					

-------- YEAR 2018 --------

-------- YEAR 2019 --------

-------- YEAR 2020 --------

-------- YEAR 2021 --------

-------- YEAR 2022 --------

-------- YEAR 2023 --------

-------- YEAR 2024 --------

-------- YEAR 2025 --------

-------- YEAR 2026 --------

-------- YEAR 2027 --------

-------- YEAR 2028 --------

-------- YEAR 2029 --------

-------- YEAR 2030 --------

-------- YEAR 2031 --------

-------- YEAR 2032 --------

-------- YEAR 2033 --------

-------- YEAR 2034 --------

-------- YEAR 2035 --------

-------- YEAR 2036 --------

-------- YEAR 2037 --------

-------- YEAR 2038 --------

-------- YEAR 2039 --------

-------- YEAR 2040 --------

THERMAL UNIT	169	PC_UL_AP	1	
UNIT FUELS		1	2	3

-------- YEAR 2011 --------

MINIMUM BURN PCT	%	100.00	0.00	0.00
UNIT FUEL AUXILIARY COSTS	$/MBTU	0.00	0.00	0.00
UNIT FUEL TYPE	FUEL ID	45	0	0

-------- YEAR 2012 --------

-------- YEAR 2013 --------

-------- YEAR 2014 --------

-------- YEAR 2015 --------

NOTE: DATA DISPLAYED AFTER 2011 ONLY IF
VALUE CHANGED FROM PREVIOUS YEAR.

AEP EAST
GENERATION AND FUEL MODULE
INPUT SUMMARY REPORT

QUALIFIER = GAF.INPUT.THERMAL UNIT.

THERMAL UNIT	169	PC_UL_AP 1		
UNIT FUELS		1	2	3
-------- YEAR 2016 --------				
-------- YEAR 2017 --------				
-------- YEAR 2018 --------				
-------- YEAR 2019 --------				
-------- YEAR 2020 --------				
-------- YEAR 2021 --------				
-------- YEAR 2022 --------				
-------- YEAR 2023 --------				
-------- YEAR 2024 --------				
-------- YEAR 2025 --------				
-------- YEAR 2026 --------				
-------- YEAR 2027 --------				
-------- YEAR 2028 --------				
-------- YEAR 2029 --------				
-------- YEAR 2030 --------				
-------- YEAR 2031 --------				
-------- YEAR 2032 --------				
-------- YEAR 2033 --------				
-------- YEAR 2034 --------				
-------- YEAR 2035 --------				
-------- YEAR 2036 --------				
-------- YEAR 2037 --------				
-------- YEAR 2038 --------				
-------- YEAR 2039 --------				
-------- YEAR 2040 --------				

THERMAL UNIT	170	Nuke_AP 1		
UNIT FUELS		1	2	3
-------- YEAR 2011 --------				
MINIMUM BURN PCT	%	100.00	0.00	0.00
UNIT FUEL AUXILIARY COSTS	$/MBTU	0.00	0.00	0.00
UNIT FUEL TYPE	FUEL ID	25	0	0
-------- YEAR 2012 --------				
-------- YEAR 2013 --------				
-------- YEAR 2014 --------				
-------- YEAR 2015 --------				
-------- YEAR 2016 --------				
-------- YEAR 2017 --------				
-------- YEAR 2018 --------				
-------- YEAR 2019 --------				
-------- YEAR 2020 --------				
-------- YEAR 2021 --------				
-------- YEAR 2022 --------				
-------- YEAR 2023 --------				
-------- YEAR 2024 --------				
-------- YEAR 2025 --------				
-------- YEAR 2026 --------				
-------- YEAR 2027 --------				
-------- YEAR 2028 --------				
-------- YEAR 2029 --------				
-------- YEAR 2030 --------				

-------- YEAR 2031 --------

-------- YEAR 2032 --------

-------- YEAR 2033 --------

-------- YEAR 2034 --------

-------- YEAR 2035 --------

-------- YEAR 2036 --------

-------- YEAR 2037 --------

-------- YEAR 2038 --------

-------- YEAR 2039 --------

-------- YEAR 2040 --------

THERMAL UNIT	171	IGCC IM	1	
UNIT FUELS		1	2	3
-------- YEAR 2011 --------				
MINIMUM BURN PCT	%	100.00	0.00	0.00
UNIT FUEL AUXILIARY COSTS	$/MBTU	0.00	0.00	0.00
UNIT FUEL TYPE	FUEL ID	45	0	0

-------- YEAR 2012 --------

-------- YEAR 2013 --------

-------- YEAR 2014 --------

-------- YEAR 2015 --------

-------- YEAR 2016 --------

-------- YEAR 2017 --------

-------- YEAR 2018 --------

-------- YEAR 2019 --------

-------- YEAR 2020 --------

-------- YEAR 2021 --------

-------- YEAR 2022 --------

-------- YEAR 2023 --------

-------- YEAR 2024 --------

-------- YEAR 2025 --------

-------- YEAR 2026 --------

-------- YEAR 2027 --------

-------- YEAR 2028 --------

NOTE: DATA DISPLAYED AFTER 2011 ONLY IF
VALUE CHANGED FROM PREVIOUS YEAR.

AEP EAST
GENERATION AND FUEL MODULE
INPUT SUMMARY REPORT

QUALIFIER = GAF.INPUT.THERMAL UNIT.

THERMAL UNIT 171 IGCC IM 1
UNIT FUELS 1 2 3

-------- YEAR 2029 --------

-------- YEAR 2030 --------

-------- YEAR 2031 --------

-------- YEAR 2032 --------

-------- YEAR 2033 --------

-------- YEAR 2034 --------

-------- YEAR 2035 --------

-------- YEAR 2036 --------

-------- YEAR 2037 --------

-------- YEAR 2038 --------

-------- YEAR 2039 --------

-------- YEAR 2040 --------

THERMAL UNIT 172 PC_UL_IM 1
UNIT FUELS 1 2 3

-------- YEAR 2011 --------

MINIMUM BURN PCT	%	100.00	0.00	0.00
UNIT FUEL AUXILIARY COSTS	$/MBTU	0.00	0.00	0.00
UNIT FUEL TYPE	FUEL ID	45	0	0

-------- YEAR 2012 --------

-------- YEAR 2013 --------

-------- YEAR 2014 --------

-------- YEAR 2015 --------

-------- YEAR 2016 --------

-------- YEAR 2017 --------

-------- YEAR 2018 --------

-------- YEAR 2019 --------

-------- YEAR 2020 --------

-------- YEAR 2021 --------

-------- YEAR 2022 --------

-------- YEAR 2023 --------

-------- YEAR 2024 --------

-------- YEAR 2025 --------

-------- YEAR 2026 --------

-------- YEAR 2027 --------

-------- YEAR 2028 --------

-------- YEAR 2029 --------

-------- YEAR 2030 --------

-------- YEAR 2031 --------

-------- YEAR 2032 --------

-------- YEAR 2033 --------

-------- YEAR 2034 --------

-------- YEAR 2035 --------

-------- YEAR 2036 --------

-------- YEAR 2037 --------

-------- YEAR 2038 --------

-------- YEAR 2039 --------

-------- YEAR 2040 --------

THERMAL UNIT 173 NUKE_IM 1
UNIT FUELS 1 2 3

-------- YEAR 2011 --------

MINIMUM BURN PCT	%	100.00	0.00	0.00
UNIT FUEL AUXILIARY COSTS	$/MBTU	0.00	0.00	0.00

UNIT FUEL TYPE FUEL ID 25 0 0

-------- YEAR 2012 --------

-------- YEAR 2013 --------

-------- YEAR 2014 --------

-------- YEAR 2015 --------

-------- YEAR 2016 --------

-------- YEAR 2017 --------

-------- YEAR 2018 --------

-------- YEAR 2019 --------

-------- YEAR 2020 --------

-------- YEAR 2021 --------

-------- YEAR 2022 --------

-------- YEAR 2023 --------

-------- YEAR 2024 --------

-------- YEAR 2025 --------

-------- YEAR 2026 --------

-------- YEAR 2027 --------

-------- YEAR 2028 --------

-------- YEAR 2029 --------

-------- YEAR 2030 --------

-------- YEAR 2031 --------

-------- YEAR 2032 --------

-------- YEAR 2033 --------

-------- YEAR 2034 --------

-------- YEAR 2035 --------

-------- YEAR 2036 --------

-------- YEAR 2037 --------

-------- YEAR 2038 --------

-------- YEAR 2039 --------

-------- YEAR 2040 --------

NOTE: DATA DISPLAYED AFTER 2011 ONLY IF
VALUE CHANGED FROM PREVIOUS YEAR.

AEP EAST
GENERATION AND FUEL MODULE
INPUT SUMMARY REPORT

QUALIFIER = GAF.INPUT.THERMAL UNIT.

THERMAL UNIT	174	IGCC KP 1		
UNIT FUELS		1	2	3
-------- YEAR 2011 --------				
MINIMUM BURN PCT	%	100.00	0.00	0.00
UNIT FUEL AUXILIARY COSTS	$/MBTU	0.00	0.00	0.00
UNIT FUEL TYPE	FUEL ID	45	0	0
-------- YEAR 2012 --------				
-------- YEAR 2013 --------				
-------- YEAR 2014 --------				
-------- YEAR 2015 --------				
-------- YEAR 2016 --------				
-------- YEAR 2017 --------				
-------- YEAR 2018 --------				
-------- YEAR 2019 --------				
-------- YEAR 2020 --------				
-------- YEAR 2021 --------				
-------- YEAR 2022 --------				
-------- YEAR 2023 --------				
-------- YEAR 2024 --------				
-------- YEAR 2025 --------				
-------- YEAR 2026 --------				
-------- YEAR 2027 --------				
-------- YEAR 2028 --------				
-------- YEAR 2029 --------				
-------- YEAR 2030 --------				
-------- YEAR 2031 --------				
-------- YEAR 2032 --------				
-------- YEAR 2033 --------				
-------- YEAR 2034 --------				
-------- YEAR 2035 --------				
-------- YEAR 2036 --------				
-------- YEAR 2037 --------				
-------- YEAR 2038 --------				
-------- YEAR 2039 --------				
-------- YEAR 2040 --------				
THERMAL UNIT	175	PC_UL_KP 1		
UNIT FUELS		1	2	3
-------- YEAR 2011 --------				
MINIMUM BURN PCT	%	100.00	0.00	0.00
UNIT FUEL AUXILIARY COSTS	$/MBTU	0.00	0.00	0.00
UNIT FUEL TYPE	FUEL ID	45	0	0
-------- YEAR 2012 --------				
-------- YEAR 2013 --------				
-------- YEAR 2014 --------				
-------- YEAR 2015 --------				
-------- YEAR 2016 --------				
-------- YEAR 2017 --------				
-------- YEAR 2018 --------				
-------- YEAR 2019 --------				
-------- YEAR 2020 --------				
-------- YEAR 2021 --------				
-------- YEAR 2022 --------				
-------- YEAR 2023 --------				
-------- YEAR 2024 --------				

-------- YEAR 2025 --------

-------- YEAR 2026 --------

-------- YEAR 2027 --------

-------- YEAR 2028 --------

-------- YEAR 2029 --------

-------- YEAR 2030 --------

-------- YEAR 2031 --------

-------- YEAR 2032 --------

-------- YEAR 2033 --------

-------- YEAR 2034 --------

-------- YEAR 2035 --------

-------- YEAR 2036 --------

-------- YEAR 2037 --------

-------- YEAR 2038 --------

-------- YEAR 2039 --------

-------- YEAR 2040 --------

THERMAL UNIT	176	NUKE_KP	1		
UNIT FUELS			1	2	3
-------- YEAR 2011 --------					
MINIMUM BURN PCT	%		100.00	0.00	0.00
UNIT FUEL AUXILIARY COSTS	$/MBTU		0.00	0.00	0.00
UNIT FUEL TYPE	FUEL ID		25	0	0

-------- YEAR 2012 --------

-------- YEAR 2013 --------

-------- YEAR 2014 --------

-------- YEAR 2015 --------

-------- YEAR 2016 --------

-------- YEAR 2017 --------

-------- YEAR 2018 --------

-------- YEAR 2019 --------

-------- YEAR 2020 --------

-------- YEAR 2021 --------

-------- YEAR 2022 --------

NOTE: DATA DISPLAYED AFTER 2011 ONLY IF
VALUE CHANGED FROM PREVIOUS YEAR.

AEP EAST
GENERATION AND FUEL MODULE
INPUT SUMMARY REPORT

QUALIFIER = GAF.INPUT.THERMAL UNIT.

THERMAL UNIT	176	NUKE_KP 1		
UNIT FUELS		1	2	3

-------- YEAR 2023 --------

-------- YEAR 2024 --------

-------- YEAR 2025 --------

-------- YEAR 2026 --------

-------- YEAR 2027 --------

-------- YEAR 2028 --------

-------- YEAR 2029 --------

-------- YEAR 2030 --------

-------- YEAR 2031 --------

-------- YEAR 2032 --------

-------- YEAR 2033 --------

-------- YEAR 2034 --------

-------- YEAR 2035 --------

-------- YEAR 2036 --------

-------- YEAR 2037 --------

-------- YEAR 2038 --------

-------- YEAR 2039 --------

-------- YEAR 2040 --------

THERMAL UNIT	177	IGCC OH 1		
UNIT FUELS		1	2	3
-------- YEAR 2011 --------				
MINIMUM BURN PCT	%	100.00	0.00	0.00
UNIT FUEL AUXILIARY COSTS	$/MBTU	0.00	0.00	0.00
UNIT FUEL TYPE	FUEL ID	45	0	0

-------- YEAR 2012 --------

-------- YEAR 2013 --------

-------- YEAR 2014 --------

-------- YEAR 2015 --------

-------- YEAR 2016 --------

-------- YEAR 2017 --------

-------- YEAR 2018 --------

-------- YEAR 2019 --------

-------- YEAR 2020 --------

-------- YEAR 2021 --------

-------- YEAR 2022 --------

-------- YEAR 2023 --------

-------- YEAR 2024 --------

-------- YEAR 2025 --------

-------- YEAR 2026 --------

-------- YEAR 2027 --------

-------- YEAR 2028 --------

-------- YEAR 2029 --------

-------- YEAR 2030 --------

-------- YEAR 2031 --------

-------- YEAR 2032 --------

-------- YEAR 2033 --------

-------- YEAR 2034 --------

-------- YEAR 2035 --------

-------- YEAR 2036 --------

-------- YEAR 2037 --------

-------- YEAR 2038 --------

-------- YEAR 2039 --------

-------- YEAR 2040 --------

THERMAL UNIT	178	PC_UL_OH	1	
UNIT FUELS		1	2	3
-------- YEAR 2011 --------				
MINIMUM BURN PCT	%	100.00	0.00	0.00
UNIT FUEL AUXILIARY COSTS	$/MBTU	0.00	0.00	0.00
UNIT FUEL TYPE	FUEL ID	45	0	0

-------- YEAR 2012 --------

-------- YEAR 2013 --------

-------- YEAR 2014 --------

-------- YEAR 2015 --------

-------- YEAR 2016 --------

-------- YEAR 2017 --------

-------- YEAR 2018 --------

-------- YEAR 2019 --------

-------- YEAR 2020 --------

-------- YEAR 2021 --------

-------- YEAR 2022 --------

-------- YEAR 2023 --------

-------- YEAR 2024 --------

-------- YEAR 2025 --------

-------- YEAR 2026 --------

-------- YEAR 2027 --------

-------- YEAR 2028 --------

-------- YEAR 2029 --------

-------- YEAR 2030 --------

-------- YEAR 2031 --------

-------- YEAR 2032 --------

-------- YEAR 2033 --------

-------- YEAR 2034 --------

-------- YEAR 2035 --------

NOTE: DATA DISPLAYED AFTER 2011 ONLY IF
VALUE CHANGED FROM PREVIOUS YEAR.

AEP EAST
GENERATION AND FUEL MODULE
INPUT SUMMARY REPORT

QUALIFIER = GAF.INPUT.THERMAL UNIT.

THERMAL UNIT	178	PC_UL_OH 1		
UNIT FUELS		1	2	3
-------- YEAR 2036 --------				
-------- YEAR 2037 --------				
-------- YEAR 2038 --------				
-------- YEAR 2039 --------				
-------- YEAR 2040 --------				
THERMAL UNIT	179	NUKE OH 1		
UNIT FUELS		1	2	3
-------- YEAR 2011 --------				
MINIMUM BURN PCT	%	100.00	0.00	0.00
UNIT FUEL AUXILIARY COSTS	$/MBTU	0.00	0.00	0.00
UNIT FUEL TYPE	FUEL ID	25	0	0
-------- YEAR 2012 --------				
-------- YEAR 2013 --------				
-------- YEAR 2014 --------				
-------- YEAR 2015 --------				
-------- YEAR 2016 --------				
-------- YEAR 2017 --------				
-------- YEAR 2018 --------				
-------- YEAR 2019 --------				
-------- YEAR 2020 --------				
-------- YEAR 2021 --------				
-------- YEAR 2022 --------				
-------- YEAR 2023 --------				
-------- YEAR 2024 --------				
-------- YEAR 2025 --------				
-------- YEAR 2026 --------				
-------- YEAR 2027 --------				
-------- YEAR 2028 --------				
-------- YEAR 2029 --------				
-------- YEAR 2030 --------				
-------- YEAR 2031 --------				
-------- YEAR 2032 --------				
-------- YEAR 2033 --------				
-------- YEAR 2034 --------				
-------- YEAR 2035 --------				
-------- YEAR 2036 --------				
-------- YEAR 2037 --------				
-------- YEAR 2038 --------				
-------- YEAR 2039 --------				
-------- YEAR 2040 --------				
THERMAL UNIT	181	RP1D_03 1		
UNIT FUELS		1	2	3
-------- YEAR 2011 --------				
MINIMUM BURN PCT	%	100.00	0.00	0.00
UNIT FUEL AUXILIARY COSTS	$/MBTU	0.06	0.00	0.00
UNIT FUEL TYPE	FUEL ID	80	0	0
-------- YEAR 2012 --------				
-------- YEAR 2013 --------				
-------- YEAR 2014 --------				
-------- YEAR 2015 --------				
-------- YEAR 2016 --------				
-------- YEAR 2017 --------				

-------- YEAR 2018 --------

-------- YEAR 2019 --------

-------- YEAR 2020 --------

-------- YEAR 2021 --------

-------- YEAR 2022 --------

-------- YEAR 2023 --------

-------- YEAR 2024 --------

-------- YEAR 2025 --------

-------- YEAR 2026 --------

-------- YEAR 2027 --------

-------- YEAR 2028 --------

-------- YEAR 2029 --------

-------- YEAR 2030 --------

-------- YEAR 2031 --------

-------- YEAR 2032 --------

-------- YEAR 2033 --------

-------- YEAR 2034 --------

-------- YEAR 2035 --------

-------- YEAR 2036 --------

-------- YEAR 2037 --------

-------- YEAR 2038 --------

-------- YEAR 2039 --------

-------- YEAR 2040 --------

THERMAL UNIT	182	RP1D_04	1	
UNIT FUELS		1	2	3

-------- YEAR 2011 --------

MINIMUM BURN PCT	%	100.00	0.00	0.00
UNIT FUEL AUXILIARY COSTS	$/MBTU	0.06	0.00	0.00
UNIT FUEL TYPE	FUEL ID	60	0	0

-------- YEAR 2012 --------

-------- YEAR 2013 --------

-------- YEAR 2014 --------

-------- YEAR 2015 --------

NOTE: DATA DISPLAYED AFTER 2011 ONLY IF
VALUE CHANGED FROM PREVIOUS YEAR.

AEP EAST
GENERATION AND FUEL MODULE
INPUT SUMMARY REPORT

QUALIFIER = GAF.INPUT.THERMAL UNIT.

THERMAL UNIT 182 RP1D_04 1
UNIT FUELS 1 2 3

-------- YEAR 2016 --------

-------- YEAR 2017 --------

-------- YEAR 2018 --------

-------- YEAR 2019 --------

-------- YEAR 2020 --------

-------- YEAR 2021 --------

-------- YEAR 2022 --------

-------- YEAR 2023 --------

-------- YEAR 2024 --------

-------- YEAR 2025 --------

-------- YEAR 2026 --------

-------- YEAR 2027 --------

-------- YEAR 2028 --------

-------- YEAR 2029 --------

-------- YEAR 2030 --------

-------- YEAR 2031 --------

-------- YEAR 2032 --------

-------- YEAR 2033 --------

-------- YEAR 2034 --------

-------- YEAR 2035 --------

-------- YEAR 2036 --------

-------- YEAR 2037 --------

-------- YEAR 2038 --------

-------- YEAR 2039 --------

-------- YEAR 2040 --------

THERMAL UNIT 183 RP1D_08 1
UNIT FUELS 1 2 3

-------- YEAR 2011 --------

MINIMUM BURN PCT	%	100.00	0.00	0.00
UNIT FUEL AUXILIARY COSTS	$/MBTU	0.06	0.00	0.00
UNIT FUEL TYPE	FUEL ID	60	0	0

-------- YEAR 2012 --------

-------- YEAR 2013 --------

-------- YEAR 2014 --------

-------- YEAR 2015 --------

-------- YEAR 2016 --------

-------- YEAR 2017 --------

-------- YEAR 2018 --------

-------- YEAR 2019 --------

-------- YEAR 2020 --------

-------- YEAR 2021 --------

-------- YEAR 2022 --------

-------- YEAR 2023 --------

-------- YEAR 2024 --------

-------- YEAR 2025 --------

-------- YEAR 2026 --------

-------- YEAR 2027 --------

-------- YEAR 2028 --------

-------- YEAR 2029 --------

-------- YEAR 2030 --------

-------- YEAR 2031 --------

-------- YEAR 2032 --------

-------- YEAR 2033 --------

-------- YEAR 2034 --------

-------- YEAR 2035 --------

-------- YEAR 2036 --------

-------- YEAR 2037 --------

-------- YEAR 2038 --------

-------- YEAR 2039 --------

-------- YEAR 2040 --------

THERMAL UNIT	184	RP1D_20	1	
UNIT FUELS		1	2	3
-------- YEAR 2011 --------				
MINIMUM BURN PCT	%	100.00	0.00	0.00
UNIT FUEL AUXILIARY COSTS	$/MBTU	0.06	0.00	0.00
UNIT FUEL TYPE	FUEL ID	60	0	0

-------- YEAR 2012 --------

-------- YEAR 2013 --------

-------- YEAR 2014 --------

-------- YEAR 2015 --------

-------- YEAR 2016 --------

-------- YEAR 2017 --------

-------- YEAR 2018 --------

-------- YEAR 2019 --------

-------- YEAR 2020 --------

-------- YEAR 2021 --------

-------- YEAR 2022 --------

-------- YEAR 2023 --------

-------- YEAR 2024 --------

-------- YEAR 2025 --------

-------- YEAR 2026 --------

-------- YEAR 2027 --------

-------- YEAR 2028 --------

NOTE: DATA DISPLAYED AFTER 2011 ONLY IF
VALUE CHANGED FROM PREVIOUS YEAR.

AEP EAST
GENERATION AND FUEL MODULE
INPUT SUMMARY REPORT

QUALIFIER = GAF.INPUT.THERMAL UNIT.

THERMAL UNIT	184	RP1D_20	1		
UNIT FUELS			1	2	3
-------- YEAR 2029 --------					
-------- YEAR 2030 --------					
-------- YEAR 2031 --------					
-------- YEAR 2032 --------					
-------- YEAR 2033 --------					
-------- YEAR 2034 --------					
-------- YEAR 2035 --------					
-------- YEAR 2036 --------					
-------- YEAR 2037 --------					
-------- YEAR 2038 --------					
-------- YEAR 2039 --------					
-------- YEAR 2040 --------					

THERMAL UNIT	186	RP1TR_IM	1		
UNIT FUELS			1	2	3
-------- YEAR 2011 --------					
MINIMUM BURN PCT	%		100.00	0.00	0.00
UNIT FUEL AUXILIARY COSTS	$/MBTU		0.41	0.00	0.00
UNIT FUEL TYPE	FUEL ID		58	0	0
-------- YEAR 2012 --------					
UNIT FUEL AUXILIARY COSTS	$/MBTU		0.43	0.00	0.00
-------- YEAR 2013 --------					
UNIT FUEL AUXILIARY COSTS	$/MBTU		0.43	0.00	0.00
-------- YEAR 2014 --------					
UNIT FUEL AUXILIARY COSTS	$/MBTU		0.44	0.00	0.00
-------- YEAR 2015 --------					
UNIT FUEL AUXILIARY COSTS	$/MBTU		0.45	0.00	0.00
-------- YEAR 2016 --------					
UNIT FUEL AUXILIARY COSTS	$/MBTU		0.46	0.00	0.00
-------- YEAR 2017 --------					
UNIT FUEL AUXILIARY COSTS	$/MBTU		0.48	0.00	0.00
-------- YEAR 2018 --------					
UNIT FUEL AUXILIARY COSTS	$/MBTU		0.49	0.00	0.00
-------- YEAR 2019 --------					
UNIT FUEL AUXILIARY COSTS	$/MBTU		0.50	0.00	0.00
-------- YEAR 2020 --------					
UNIT FUEL AUXILIARY COSTS	$/MBTU		0.51	0.00	0.00
-------- YEAR 2021 --------					
UNIT FUEL AUXILIARY COSTS	$/MBTU		0.53	0.00	0.00
-------- YEAR 2022 --------					
UNIT FUEL AUXILIARY COSTS	$/MBTU		0.54	0.00	0.00
-------- YEAR 2023 --------					
UNIT FUEL AUXILIARY COSTS	$/MBTU		0.55	0.00	0.00
-------- YEAR 2024 --------					
UNIT FUEL AUXILIARY COSTS	$/MBTU		0.57	0.00	0.00
-------- YEAR 2025 --------					
UNIT FUEL AUXILIARY COSTS	$/MBTU		0.58	0.00	0.00
-------- YEAR 2026 --------					
UNIT FUEL AUXILIARY COSTS	$/MBTU		0.60	0.00	0.00
-------- YEAR 2027 --------					
UNIT FUEL AUXILIARY COSTS	$/MBTU		0.61	0.00	0.00
-------- YEAR 2028 --------					
UNIT FUEL AUXILIARY COSTS	$/MBTU		0.63	0.00	0.00
-------- YEAR 2029 --------					
UNIT FUEL AUXILIARY COSTS	$/MBTU		0.64	0.00	0.00
-------- YEAR 2030 --------					
UNIT FUEL AUXILIARY COSTS	$/MBTU		0.66	0.00	0.00
-------- YEAR 2031 --------					
UNIT FUEL AUXILIARY COSTS	$/MBTU		0.68	0.00	0.00
-------- YEAR 2032 --------					
UNIT FUEL AUXILIARY COSTS	$/MBTU		0.70	0.00	0.00
-------- YEAR 2033 --------					

UNIT FUEL AUXILIARY COSTS	$/MBTU	0.71	0.00	0.00
-------- YEAR 2034 --------				
UNIT FUEL AUXILIARY COSTS	$/MBTU	0.73	0.00	0.00
-------- YEAR 2035 --------				
UNIT FUEL AUXILIARY COSTS	$/MBTU	0.75	0.00	0.00
-------- YEAR 2036 --------				
UNIT FUEL AUXILIARY COSTS	$/MBTU	0.77	0.00	0.00
-------- YEAR 2037 --------				
UNIT FUEL AUXILIARY COSTS	$/MBTU	0.79	0.00	0.00
-------- YEAR 2038 --------				
UNIT FUEL AUXILIARY COSTS	$/MBTU	0.81	0.00	0.00
-------- YEAR 2039 --------				
UNIT FUEL AUXILIARY COSTS	$/MBTU	0.83	0.00	0.00
-------- YEAR 2040 --------				
UNIT FUEL AUXILIARY COSTS	$/MBTU	0.85	0.00	0.00
THERMAL UNIT	187	RP2TR_IM 2		
UNIT FUELS		1	2	3
-------- YEAR 2011 --------				
MINIMUM BURN PCT	%	100.00	0.00	0.00
UNIT FUEL AUXILIARY COSTS	$/MBTU	0.41	0.00	0.00
UNIT FUEL TYPE	FUEL ID	59	0	0
-------- YEAR 2012 --------				
UNIT FUEL AUXILIARY COSTS	$/MBTU	0.43	0.00	0.00
-------- YEAR 2013 --------				
UNIT FUEL AUXILIARY COSTS	$/MBTU	0.43	0.00	0.00
-------- YEAR 2014 --------				
UNIT FUEL AUXILIARY COSTS	$/MBTU	0.44	0.00	0.00
-------- YEAR 2015 --------				
UNIT FUEL AUXILIARY COSTS	$/MBTU	0.45	0.00	0.00
-------- YEAR 2016 --------				
UNIT FUEL AUXILIARY COSTS	$/MBTU	0.46	0.00	0.00
-------- YEAR 2017 --------				
UNIT FUEL AUXILIARY COSTS	$/MBTU	0.48	0.00	0.00
-------- YEAR 2018 --------				
UNIT FUEL AUXILIARY COSTS	$/MBTU	0.49	0.00	0.00
-------- YEAR 2019 --------				
UNIT FUEL AUXILIARY COSTS	$/MBTU	0.50	0.00	0.00
-------- YEAR 2020 --------				
UNIT FUEL AUXILIARY COSTS	$/MBTU	0.51	0.00	0.00
-------- YEAR 2021 --------				
UNIT FUEL AUXILIARY COSTS	$/MBTU	0.53	0.00	0.00

NOTE: DATA DISPLAYED AFTER 2011 ONLY IF
VALUE CHANGED FROM PREVIOUS YEAR.

AEP EAST
GENERATION AND FUEL MODULE
INPUT SUMMARY REPORT

QUALIFIER = GAF.INPUT.THERMAL UNIT.

THERMAL UNIT	187	RP2TR_IM 2		
UNIT FUELS		1	2	3
-------- YEAR 2022 --------				
UNIT FUEL AUXILIARY COSTS	$/MBTU	0.54	0.00	0.00
-------- YEAR 2023 --------				
UNIT FUEL AUXILIARY COSTS	$/MBTU	0.55	0.00	0.00
-------- YEAR 2024 --------				
UNIT FUEL AUXILIARY COSTS	$/MBTU	0.57	0.00	0.00
-------- YEAR 2025 --------				
UNIT FUEL AUXILIARY COSTS	$/MBTU	0.58	0.00	0.00
-------- YEAR 2026 --------				
UNIT FUEL AUXILIARY COSTS	$/MBTU	0.60	0.00	0.00
-------- YEAR 2027 --------				
UNIT FUEL AUXILIARY COSTS	$/MBTU	0.61	0.00	0.00
-------- YEAR 2028 --------				
UNIT FUEL AUXILIARY COSTS	$/MBTU	0.63	0.00	0.00
-------- YEAR 2029 --------				
UNIT FUEL AUXILIARY COSTS	$/MBTU	0.64	0.00	0.00
-------- YEAR 2030 --------				
UNIT FUEL AUXILIARY COSTS	$/MBTU	0.66	0.00	0.00
-------- YEAR 2031 --------				
UNIT FUEL AUXILIARY COSTS	$/MBTU	0.68	0.00	0.00
-------- YEAR 2032 --------				
UNIT FUEL AUXILIARY COSTS	$/MBTU	0.70	0.00	0.00
-------- YEAR 2033 --------				
UNIT FUEL AUXILIARY COSTS	$/MBTU	0.71	0.00	0.00
-------- YEAR 2034 --------				
UNIT FUEL AUXILIARY COSTS	$/MBTU	0.73	0.00	0.00
-------- YEAR 2035 --------				
UNIT FUEL AUXILIARY COSTS	$/MBTU	0.75	0.00	0.00
-------- YEAR 2036 --------				
UNIT FUEL AUXILIARY COSTS	$/MBTU	0.77	0.00	0.00
-------- YEAR 2037 --------				
UNIT FUEL AUXILIARY COSTS	$/MBTU	0.79	0.00	0.00
-------- YEAR 2038 --------				
UNIT FUEL AUXILIARY COSTS	$/MBTU	0.81	0.00	0.00
-------- YEAR 2039 --------				
UNIT FUEL AUXILIARY COSTS	$/MBTU	0.83	0.00	0.00
-------- YEAR 2040 --------				
UNIT FUEL AUXILIARY COSTS	$/MBTU	0.85	0.00	0.00
THERMAL UNIT	188	RP1TR_KP 1		
UNIT FUELS		1	2	3
-------- YEAR 2011 --------				
MINIMUM BURN PCT	%	100.00	0.00	0.00
UNIT FUEL AUXILIARY COSTS	$/MBTU	0.41	0.00	0.00
UNIT FUEL TYPE	FUEL ID	58	0	0
-------- YEAR 2012 --------				
UNIT FUEL AUXILIARY COSTS	$/MBTU	0.43	0.00	0.00
-------- YEAR 2013 --------				
UNIT FUEL AUXILIARY COSTS	$/MBTU	0.43	0.00	0.00
-------- YEAR 2014 --------				
UNIT FUEL AUXILIARY COSTS	$/MBTU	0.44	0.00	0.00
-------- YEAR 2015 --------				
UNIT FUEL AUXILIARY COSTS	$/MBTU	0.45	0.00	0.00
-------- YEAR 2016 --------				
UNIT FUEL AUXILIARY COSTS	$/MBTU	0.46	0.00	0.00
-------- YEAR 2017 --------				
UNIT FUEL AUXILIARY COSTS	$/MBTU	0.48	0.00	0.00
-------- YEAR 2018 --------				
UNIT FUEL AUXILIARY COSTS	$/MBTU	0.49	0.00	0.00
-------- YEAR 2019 --------				
UNIT FUEL AUXILIARY COSTS	$/MBTU	0.50	0.00	0.00
-------- YEAR 2020 --------				
UNIT FUEL AUXILIARY COSTS	$/MBTU	0.51	0.00	0.00
-------- YEAR 2021 --------				
UNIT FUEL AUXILIARY COSTS	$/MBTU	0.53	0.00	0.00
-------- YEAR 2022 --------				

UNIT FUEL AUXILIARY COSTS	$/MBTU	0.54	0.00	0.00
-------- YEAR 2023 --------				
UNIT FUEL AUXILIARY COSTS	$/MBTU	0.55	0.00	0.00
-------- YEAR 2024 --------				
UNIT FUEL AUXILIARY COSTS	$/MBTU	0.57	0.00	0.00
-------- YEAR 2025 --------				
UNIT FUEL AUXILIARY COSTS	$/MBTU	0.58	0.00	0.00
-------- YEAR 2026 --------				
UNIT FUEL AUXILIARY COSTS	$/MBTU	0.60	0.00	0.00
-------- YEAR 2027 --------				
UNIT FUEL AUXILIARY COSTS	$/MBTU	0.61	0.00	0.00
-------- YEAR 2028 --------				
UNIT FUEL AUXILIARY COSTS	$/MBTU	0.63	0.00	0.00
-------- YEAR 2029 --------				
UNIT FUEL AUXILIARY COSTS	$/MBTU	0.64	0.00	0.00
-------- YEAR 2030 --------				
UNIT FUEL AUXILIARY COSTS	$/MBTU	0.66	0.00	0.00
-------- YEAR 2031 --------				
UNIT FUEL AUXILIARY COSTS	$/MBTU	0.68	0.00	0.00
-------- YEAR 2032 --------				
UNIT FUEL AUXILIARY COSTS	$/MBTU	0.70	0.00	0.00
-------- YEAR 2033 --------				
UNIT FUEL AUXILIARY COSTS	$/MBTU	0.71	0.00	0.00
-------- YEAR 2034 --------				
UNIT FUEL AUXILIARY COSTS	$/MBTU	0.73	0.00	0.00
-------- YEAR 2035 --------				
UNIT FUEL AUXILIARY COSTS	$/MBTU	0.75	0.00	0.00
-------- YEAR 2036 --------				
UNIT FUEL AUXILIARY COSTS	$/MBTU	0.77	0.00	0.00
-------- YEAR 2037 --------				
UNIT FUEL AUXILIARY COSTS	$/MBTU	0.79	0.00	0.00
-------- YEAR 2038 --------				
UNIT FUEL AUXILIARY COSTS	$/MBTU	0.81	0.00	0.00
-------- YEAR 2039 --------				
UNIT FUEL AUXILIARY COSTS	$/MBTU	0.83	0.00	0.00
-------- YEAR 2040 --------				
UNIT FUEL AUXILIARY COSTS	$/MBTU	0.85	0.00	0.00
THERMAL UNIT	189	RP2TR_KP 2		
UNIT FUELS		1	2	3
-------- YEAR 2011 --------				
MINIMUM BURN PCT	%	100.00	0.00	0.00
UNIT FUEL AUXILIARY COSTS	$/MBTU	0.41	0.00	0.00

NOTE: DATA DISPLAYED AFTER 2011 ONLY IF
VALUE CHANGED FROM PREVIOUS YEAR.

AEP EAST
GENERATION AND FUEL MODULE
INPUT SUMMARY REPORT

QUALIFIER = GAF.INPUT.THERMAL UNIT.

THERMAL UNIT	189	RP2TR_KP 2		
UNIT FUELS		1	2	3
-------- YEAR 2011 --------				
UNIT FUEL TYPE	FUEL ID	59	0	0
-------- YEAR 2012 --------				
UNIT FUEL AUXILIARY COSTS	$/MBTU	0.43	0.00	0.00
-------- YEAR 2013 --------				
UNIT FUEL AUXILIARY COSTS	$/MBTU	0.43	0.00	0.00
-------- YEAR 2014 --------				
UNIT FUEL AUXILIARY COSTS	$/MBTU	0.44	0.00	0.00
-------- YEAR 2015 --------				
UNIT FUEL AUXILIARY COSTS	$/MBTU	0.45	0.00	0.00
-------- YEAR 2016 --------				
UNIT FUEL AUXILIARY COSTS	$/MBTU	0.46	0.00	0.00
-------- YEAR 2017 --------				
UNIT FUEL AUXILIARY COSTS	$/MBTU	0.48	0.00	0.00
-------- YEAR 2018 --------				
UNIT FUEL AUXILIARY COSTS	$/MBTU	0.49	0.00	0.00
-------- YEAR 2019 --------				
UNIT FUEL AUXILIARY COSTS	$/MBTU	0.50	0.00	0.00
-------- YEAR 2020 --------				
UNIT FUEL AUXILIARY COSTS	$/MBTU	0.51	0.00	0.00
-------- YEAR 2021 --------				
UNIT FUEL AUXILIARY COSTS	$/MBTU	0.53	0.00	0.00
-------- YEAR 2022 --------				
UNIT FUEL AUXILIARY COSTS	$/MBTU	0.54	0.00	0.00
-------- YEAR 2023 --------				
UNIT FUEL AUXILIARY COSTS	$/MBTU	0.55	0.00	0.00
-------- YEAR 2024 --------				
UNIT FUEL AUXILIARY COSTS	$/MBTU	0.57	0.00	0.00
-------- YEAR 2025 --------				
UNIT FUEL AUXILIARY COSTS	$/MBTU	0.58	0.00	0.00
-------- YEAR 2026 --------				
UNIT FUEL AUXILIARY COSTS	$/MBTU	0.60	0.00	0.00
-------- YEAR 2027 --------				
UNIT FUEL AUXILIARY COSTS	$/MBTU	0.61	0.00	0.00
-------- YEAR 2028 --------				
UNIT FUEL AUXILIARY COSTS	$/MBTU	0.63	0.00	0.00
-------- YEAR 2029 --------				
UNIT FUEL AUXILIARY COSTS	$/MBTU	0.64	0.00	0.00
-------- YEAR 2030 --------				
UNIT FUEL AUXILIARY COSTS	$/MBTU	0.66	0.00	0.00
-------- YEAR 2031 --------				
UNIT FUEL AUXILIARY COSTS	$/MBTU	0.68	0.00	0.00
-------- YEAR 2032 --------				
UNIT FUEL AUXILIARY COSTS	$/MBTU	0.70	0.00	0.00
-------- YEAR 2033 --------				
UNIT FUEL AUXILIARY COSTS	$/MBTU	0.71	0.00	0.00
-------- YEAR 2034 --------				
UNIT FUEL AUXILIARY COSTS	$/MBTU	0.73	0.00	0.00
-------- YEAR 2035 --------				
UNIT FUEL AUXILIARY COSTS	$/MBTU	0.75	0.00	0.00
-------- YEAR 2036 --------				
UNIT FUEL AUXILIARY COSTS	$/MBTU	0.77	0.00	0.00
-------- YEAR 2037 --------				
UNIT FUEL AUXILIARY COSTS	$/MBTU	0.79	0.00	0.00
-------- YEAR 2038 --------				
UNIT FUEL AUXILIARY COSTS	$/MBTU	0.81	0.00	0.00
-------- YEAR 2039 --------				
UNIT FUEL AUXILIARY COSTS	$/MBTU	0.83	0.00	0.00
-------- YEAR 2040 --------				
UNIT FUEL AUXILIARY COSTS	$/MBTU	0.85	0.00	0.00

THERMAL UNIT	190	T4_TRONA 4		
UNIT FUELS		1	2	3
-------- YEAR 2011 --------				
MINIMUM BURN PCT	%	100.00	0.00	0.00
UNIT FUEL AUXILIARY COSTS	$/MBTU	0.15	0.00	0.00

UNIT FUEL TYPE	FUEL ID	69	0	0
-------- YEAR 2012 --------				
UNIT FUEL AUXILIARY COSTS	$/MBTU	0.16	0.00	0.00
-------- YEAR 2013 --------				
UNIT FUEL AUXILIARY COSTS	$/MBTU	0.16	0.00	0.00
-------- YEAR 2014 --------				
UNIT FUEL AUXILIARY COSTS	$/MBTU	0.17	0.00	0.00
-------- YEAR 2015 --------				
UNIT FUEL AUXILIARY COSTS	$/MBTU	0.17	0.00	0.00
-------- YEAR 2016 --------				
UNIT FUEL AUXILIARY COSTS	$/MBTU	0.18	0.00	0.00
-------- YEAR 2017 --------				
UNIT FUEL AUXILIARY COSTS	$/MBTU	0.18	0.00	0.00
-------- YEAR 2018 --------				
UNIT FUEL AUXILIARY COSTS	$/MBTU	0.19	0.00	0.00
-------- YEAR 2019 --------				
UNIT FUEL AUXILIARY COSTS	$/MBTU	0.19	0.00	0.00
-------- YEAR 2020 --------				
UNIT FUEL AUXILIARY COSTS	$/MBTU	0.20	0.00	0.00
-------- YEAR 2021 --------				
UNIT FUEL AUXILIARY COSTS	$/MBTU	0.20	0.00	0.00
-------- YEAR 2022 --------				
UNIT FUEL AUXILIARY COSTS	$/MBTU	0.21	0.00	0.00
-------- YEAR 2023 --------				
UNIT FUEL AUXILIARY COSTS	$/MBTU	0.22	0.00	0.00
-------- YEAR 2024 --------				
UNIT FUEL AUXILIARY COSTS	$/MBTU	0.22	0.00	0.00
-------- YEAR 2025 --------				
UNIT FUEL AUXILIARY COSTS	$/MBTU	0.23	0.00	0.00
-------- YEAR 2026 --------				
UNIT FUEL AUXILIARY COSTS	$/MBTU	0.23	0.00	0.00
-------- YEAR 2027 --------				
UNIT FUEL AUXILIARY COSTS	$/MBTU	0.24	0.00	0.00
-------- YEAR 2028 --------				
UNIT FUEL AUXILIARY COSTS	$/MBTU	0.25	0.00	0.00
-------- YEAR 2029 --------				
UNIT FUEL AUXILIARY COSTS	$/MBTU	0.26	0.00	0.00
-------- YEAR 2030 --------				
UNIT FUEL AUXILIARY COSTS	$/MBTU	0.26	0.00	0.00
-------- YEAR 2031 --------				
UNIT FUEL AUXILIARY COSTS	$/MBTU	0.27	0.00	0.00

NOTE: DATA DISPLAYED AFTER 2011 ONLY IF
VALUE CHANGED FROM PREVIOUS YEAR.

AEP EAST
GENERATION AND FUEL MODULE
INPUT SUMMARY REPORT

QUALIFIER = GAF.INPUT.THERMAL UNIT.

THERMAL UNIT	190	T4_TRONA 4		
UNIT FUELS		1	2	3
-------- YEAR 2032 --------				
UNIT FUEL AUXILIARY COSTS	$/MBTU	0.28	0.00	0.00
-------- YEAR 2033 --------				
UNIT FUEL AUXILIARY COSTS	$/MBTU	0.29	0.00	0.00
-------- YEAR 2034 --------				
UNIT FUEL AUXILIARY COSTS	$/MBTU	0.29	0.00	0.00
-------- YEAR 2035 --------				
UNIT FUEL AUXILIARY COSTS	$/MBTU	0.30	0.00	0.00
-------- YEAR 2036 --------				
UNIT FUEL AUXILIARY COSTS	$/MBTU	0.31	0.00	0.00
-------- YEAR 2037 --------				
UNIT FUEL AUXILIARY COSTS	$/MBTU	0.32	0.00	0.00
-------- YEAR 2038 --------				
UNIT FUEL AUXILIARY COSTS	$/MBTU	0.33	0.00	0.00
-------- YEAR 2039 --------				
UNIT FUEL AUXILIARY COSTS	$/MBTU	0.34	0.00	0.00
-------- YEAR 2040 --------				
UNIT FUEL AUXILIARY COSTS	$/MBTU	0.35	0.00	0.00
THERMAL UNIT	191	T4_TRCCR 4		
UNIT FUELS		1	2	3
-------- YEAR 2011 --------				
MINIMUM BURN PCT	%	100.00	0.00	0.00
UNIT FUEL AUXILIARY COSTS	$/MBTU	0.15	0.00	0.00
UNIT FUEL TYPE	FUEL ID	69	0	0
-------- YEAR 2012 --------				
UNIT FUEL AUXILIARY COSTS	$/MBTU	0.16	0.00	0.00
-------- YEAR 2013 --------				
UNIT FUEL AUXILIARY COSTS	$/MBTU	0.16	0.00	0.00
-------- YEAR 2014 --------				
UNIT FUEL AUXILIARY COSTS	$/MBTU	0.17	0.00	0.00
-------- YEAR 2015 --------				
UNIT FUEL AUXILIARY COSTS	$/MBTU	0.17	0.00	0.00
-------- YEAR 2016 --------				
UNIT FUEL AUXILIARY COSTS	$/MBTU	0.18	0.00	0.00
-------- YEAR 2017 --------				
UNIT FUEL AUXILIARY COSTS	$/MBTU	0.18	0.00	0.00
-------- YEAR 2018 --------				
UNIT FUEL AUXILIARY COSTS	$/MBTU	0.19	0.00	0.00
-------- YEAR 2019 --------				
UNIT FUEL AUXILIARY COSTS	$/MBTU	0.19	0.00	0.00
-------- YEAR 2020 --------				
UNIT FUEL AUXILIARY COSTS	$/MBTU	0.20	0.00	0.00
-------- YEAR 2021 --------				
UNIT FUEL AUXILIARY COSTS	$/MBTU	0.20	0.00	0.00
-------- YEAR 2022 --------				
UNIT FUEL AUXILIARY COSTS	$/MBTU	0.21	0.00	0.00
-------- YEAR 2023 --------				
UNIT FUEL AUXILIARY COSTS	$/MBTU	0.22	0.00	0.00
-------- YEAR 2024 --------				
UNIT FUEL AUXILIARY COSTS	$/MBTU	0.22	0.00	0.00
-------- YEAR 2025 --------				
UNIT FUEL AUXILIARY COSTS	$/MBTU	0.23	0.00	0.00
-------- YEAR 2026 --------				
UNIT FUEL AUXILIARY COSTS	$/MBTU	0.23	0.00	0.00
-------- YEAR 2027 --------				
UNIT FUEL AUXILIARY COSTS	$/MBTU	0.24	0.00	0.00
-------- YEAR 2028 --------				
UNIT FUEL AUXILIARY COSTS	$/MBTU	0.25	0.00	0.00
-------- YEAR 2029 --------				
UNIT FUEL AUXILIARY COSTS	$/MBTU	0.26	0.00	0.00
-------- YEAR 2030 --------				
UNIT FUEL AUXILIARY COSTS	$/MBTU	0.26	0.00	0.00
-------- YEAR 2031 --------				
UNIT FUEL AUXILIARY COSTS	$/MBTU	0.27	0.00	0.00
-------- YEAR 2032 --------				

UNIT FUEL AUXILIARY COSTS	$/MBTU	0.28	0.00	0.00
-------- YEAR 2033 --------				
UNIT FUEL AUXILIARY COSTS	$/MBTU	0.29	0.00	0.00
-------- YEAR 2034 --------				
UNIT FUEL AUXILIARY COSTS	$/MBTU	0.29	0.00	0.00
-------- YEAR 2035 --------				
UNIT FUEL AUXILIARY COSTS	$/MBTU	0.30	0.00	0.00
-------- YEAR 2036 --------				
UNIT FUEL AUXILIARY COSTS	$/MBTU	0.31	0.00	0.00
-------- YEAR 2037 --------				
UNIT FUEL AUXILIARY COSTS	$/MBTU	0.32	0.00	0.00
-------- YEAR 2038 --------				
UNIT FUEL AUXILIARY COSTS	$/MBTU	0.33	0.00	0.00
-------- YEAR 2039 --------				
UNIT FUEL AUXILIARY COSTS	$/MBTU	0.34	0.00	0.00
-------- YEAR 2040 --------				
UNIT FUEL AUXILIARY COSTS	$/MBTU	0.35	0.00	0.00

THERMAL UNIT	223	MR_STKR1	1	
UNIT FUELS		1	2	3
-------- YEAR 2011 --------				
MINIMUM BURN PCT	%	0.00	0.00	0.00
UNIT FUEL AUXILIARY COSTS	$/MBTU	0.00	0.00	0.00
UNIT FUEL TYPE	FUEL ID	606	0	0
-------- YEAR 2012 --------				
-------- YEAR 2013 --------				
-------- YEAR 2014 --------				
-------- YEAR 2015 --------				
-------- YEAR 2016 --------				
-------- YEAR 2017 --------				
-------- YEAR 2018 --------				
-------- YEAR 2019 --------				
-------- YEAR 2020 --------				
-------- YEAR 2021 --------				
-------- YEAR 2022 --------				
-------- YEAR 2023 --------				
-------- YEAR 2024 --------				
-------- YEAR 2025 --------				

NOTE: DATA DISPLAYED AFTER 2011 ONLY IF
VALUE CHANGED FROM PREVIOUS YEAR.

AEP EAST
GENERATION AND FUEL MODULE
INPUT SUMMARY REPORT

QUALIFIER = GAF.INPUT.THERMAL UNIT.

THERMAL UNIT	223	MR_STKR1	1		
UNIT FUELS			1	2	3

-------- YEAR 2026 --------

-------- YEAR 2027 --------

-------- YEAR 2028 --------

-------- YEAR 2029 --------

-------- YEAR 2030 --------

-------- YEAR 2031 --------

-------- YEAR 2032 --------

-------- YEAR 2033 --------

-------- YEAR 2034 --------

-------- YEAR 2035 --------

-------- YEAR 2036 --------

-------- YEAR 2037 --------

-------- YEAR 2038 --------

-------- YEAR 2039 --------

-------- YEAR 2040 --------

THERMAL UNIT	224	MR_STKR2	1		
UNIT FUELS			1	2	3

-------- YEAR 2011 --------

MINIMUM BURN PCT	%	0.00	0.00	0.00
UNIT FUEL AUXILIARY COSTS	$/MBTU	0.00	0.00	0.00
UNIT FUEL TYPE	FUEL ID	606	0	0

-------- YEAR 2012 --------

-------- YEAR 2013 --------

-------- YEAR 2014 --------

-------- YEAR 2015 --------

-------- YEAR 2016 --------

-------- YEAR 2017 --------

-------- YEAR 2018 --------

-------- YEAR 2019 --------

-------- YEAR 2020 --------

-------- YEAR 2021 --------

-------- YEAR 2022 --------

-------- YEAR 2023 --------

-------- YEAR 2024 --------

-------- YEAR 2025 --------

-------- YEAR 2026 --------

-------- YEAR 2027 --------

-------- YEAR 2028 --------

-------- YEAR 2029 --------

-------- YEAR 2030 --------

-------- YEAR 2031 --------

-------- YEAR 2032 --------

-------- YEAR 2033 --------

-------- YEAR 2034 --------

-------- YEAR 2035 --------

-------- YEAR 2036 --------

-------- YEAR 2037 --------

-------- YEAR 2038 --------

-------- YEAR 2039 --------

-------- YEAR 2040 --------

THERMAL UNIT	228	AMS3_SI	3	
UNIT FUELS		1	2	3
-------- YEAR 2011 --------				
MINIMUM BURN PCT	%	89.97	10.03	0.00
UNIT FUEL AUXILIARY COSTS	$/MBTU	0.00	0.00	0.00
UNIT FUEL TYPE	FUEL ID	3	611	0
-------- YEAR 2012 --------				
UNIT FUEL AUXILIARY COSTS	$/MBTU	0.00	0.00	0.00
-------- YEAR 2013 --------				
UNIT FUEL AUXILIARY COSTS	$/MBTU	0.00	0.00	0.00
-------- YEAR 2014 --------				
UNIT FUEL AUXILIARY COSTS	$/MBTU	0.01	0.00	0.00
-------- YEAR 2015 --------				
UNIT FUEL AUXILIARY COSTS	$/MBTU	0.01	0.00	0.00
-------- YEAR 2016 --------				
UNIT FUEL AUXILIARY COSTS	$/MBTU	0.01	0.00	0.00
-------- YEAR 2017 --------				
UNIT FUEL AUXILIARY COSTS	$/MBTU	0.01	0.00	0.00
-------- YEAR 2018 --------				
UNIT FUEL AUXILIARY COSTS	$/MBTU	0.01	0.00	0.00
-------- YEAR 2019 --------				
UNIT FUEL AUXILIARY COSTS	$/MBTU	0.01	0.00	0.00
-------- YEAR 2020 --------				
UNIT FUEL AUXILIARY COSTS	$/MBTU	0.01	0.00	0.00
-------- YEAR 2021 --------				
UNIT FUEL AUXILIARY COSTS	$/MBTU	0.01	0.00	0.00
-------- YEAR 2022 --------				
-------- YEAR 2023 --------				
-------- YEAR 2024 --------				
-------- YEAR 2025 --------				
-------- YEAR 2026 --------				
-------- YEAR 2027 --------				
-------- YEAR 2028 --------				
-------- YEAR 2029 --------				
-------- YEAR 2030 --------				
-------- YEAR 2031 --------				
-------- YEAR 2032 --------				
-------- YEAR 2033 --------				

NOTE: DATA DISPLAYED AFTER 2011 ONLY IF
VALUE CHANGED FROM PREVIOUS YEAR.

AEP EAST
GENERATION AND FUEL MODULE
INPUT SUMMARY REPORT

QUALIFIER = GAF.INPUT.THERMAL UNIT.

THERMAL UNIT	228	AMS3_SI	3	
UNIT FUELS		1	2	3
-------- YEAR 2034 --------				
-------- YEAR 2035 --------				
-------- YEAR 2036 --------				
-------- YEAR 2037 --------				
-------- YEAR 2038 --------				
-------- YEAR 2039 --------				
UNIT FUEL AUXILIARY COSTS	$/MBTU	0.00	0.00	0.00
-------- YEAR 2040 --------				
THERMAL UNIT	229	BS2_SI	2	
UNIT FUELS		1	2	3
-------- YEAR 2011 --------				
MINIMUM BURN PCT	%	89.97	10.03	0.00
UNIT FUEL AUXILIARY COSTS	$/MBTU	0.01	0.00	0.00
UNIT FUEL TYPE	FUEL ID	6	612	0
-------- YEAR 2012 --------				
UNIT FUEL AUXILIARY COSTS	$/MBTU	0.01	0.00	0.00
-------- YEAR 2013 --------				
UNIT FUEL AUXILIARY COSTS	$/MBTU	0.01	0.00	0.00
-------- YEAR 2014 --------				
UNIT FUEL AUXILIARY COSTS	$/MBTU	0.01	0.00	0.00
-------- YEAR 2015 --------				
UNIT FUEL AUXILIARY COSTS	$/MBTU	0.01	0.00	0.00
-------- YEAR 2016 --------				
UNIT FUEL AUXILIARY COSTS	$/MBTU	0.01	0.00	0.00
-------- YEAR 2017 --------				
UNIT FUEL AUXILIARY COSTS	$/MBTU	0.01	0.00	0.00
-------- YEAR 2018 --------				
UNIT FUEL AUXILIARY COSTS	$/MBTU	0.01	0.00	0.00
-------- YEAR 2019 --------				
UNIT FUEL AUXILIARY COSTS	$/MBTU	0.02	0.00	0.00
-------- YEAR 2020 --------				
UNIT FUEL AUXILIARY COSTS	$/MBTU	0.02	0.00	0.00
-------- YEAR 2021 --------				
UNIT FUEL AUXILIARY COSTS	$/MBTU	0.02	0.00	0.00
-------- YEAR 2022 --------				
-------- YEAR 2023 --------				
-------- YEAR 2024 --------				
-------- YEAR 2025 --------				
-------- YEAR 2026 --------				
-------- YEAR 2027 --------				
-------- YEAR 2028 --------				
-------- YEAR 2029 --------				
-------- YEAR 2030 --------				
-------- YEAR 2031 --------				
-------- YEAR 2032 --------				
-------- YEAR 2033 --------				
-------- YEAR 2034 --------				
-------- YEAR 2035 --------				
-------- YEAR 2036 --------				
-------- YEAR 2037 --------				
-------- YEAR 2038 --------				
-------- YEAR 2039 --------				
UNIT FUEL AUXILIARY COSTS	$/MBTU	0.00	0.00	0.00
-------- YEAR 2040 --------				
THERMAL UNIT	230	MR5_CF	5	
UNIT FUELS		1	2	3
-------- YEAR 2011 --------				

MINIMUM BURN PCT	%	98.00	2.00	0.00
UNIT FUEL AUXILIARY COSTS	$/MBTU	0.01	0.00	0.00
UNIT FUEL TYPE	FUEL ID	50	609	0
-------- YEAR 2012 --------				
UNIT FUEL AUXILIARY COSTS	$/MBTU	0.01	0.00	0.00
-------- YEAR 2013 --------				
UNIT FUEL AUXILIARY COSTS	$/MBTU	0.01	0.00	0.00
-------- YEAR 2014 --------				
UNIT FUEL AUXILIARY COSTS	$/MBTU	0.01	0.00	0.00
-------- YEAR 2015 --------				
UNIT FUEL AUXILIARY COSTS	$/MBTU	0.01	0.00	0.00
-------- YEAR 2016 --------				
UNIT FUEL AUXILIARY COSTS	$/MBTU	0.02	0.00	0.00
-------- YEAR 2017 --------				
UNIT FUEL AUXILIARY COSTS	$/MBTU	0.02	0.00	0.00
-------- YEAR 2018 --------				
UNIT FUEL AUXILIARY COSTS	$/MBTU	0.02	0.00	0.00
-------- YEAR 2019 --------				
UNIT FUEL AUXILIARY COSTS	$/MBTU	0.02	0.00	0.00
-------- YEAR 2020 --------				
UNIT FUEL AUXILIARY COSTS	$/MBTU	0.02	0.00	0.00
-------- YEAR 2021 --------				
UNIT FUEL AUXILIARY COSTS	$/MBTU	0.02	0.00	0.00
-------- YEAR 2022 --------				
-------- YEAR 2023 --------				
-------- YEAR 2024 --------				
-------- YEAR 2025 --------				
-------- YEAR 2026 --------				
-------- YEAR 2027 --------				
-------- YEAR 2028 --------				
-------- YEAR 2029 --------				
-------- YEAR 2030 --------				
-------- YEAR 2031 --------				
-------- YEAR 2032 --------				
-------- YEAR 2033 --------				
-------- YEAR 2034 --------				
-------- YEAR 2035 --------				

NOTE: DATA DISPLAYED AFTER 2011 ONLY IF
VALUE CHANGED FROM PREVIOUS YEAR.

AEP EAST
GENERATION AND FUEL MODULE
INPUT SUMMARY REPORT

QUALIFIER = GAF.INPUT.THERMAL UNIT.

THERMAL UNIT	230	MR5_CF 5		
UNIT FUELS		1	2	3
-------- YEAR 2036 --------				
-------- YEAR 2037 --------				
-------- YEAR 2038 --------				
-------- YEAR 2039 --------				
UNIT FUEL AUXILIARY COSTS	$/MBTU	0.00	0.00	0.00
-------- YEAR 2040 --------				
THERMAL UNIT	231	MR5_SI 5		
UNIT FUELS		1	2	3
-------- YEAR 2011 --------				
MINIMUM BURN PCT	%	89.97	10.03	0.00
UNIT FUEL AUXILIARY COSTS	$/MBTU	0.01	0.00	0.00
UNIT FUEL TYPE	FUEL ID	50	623	609
-------- YEAR 2012 --------				
UNIT FUEL AUXILIARY COSTS	$/MBTU	0.01	0.00	0.00
-------- YEAR 2013 --------				
UNIT FUEL AUXILIARY COSTS	$/MBTU	0.01	0.00	0.00
-------- YEAR 2014 --------				
UNIT FUEL AUXILIARY COSTS	$/MBTU	0.01	0.00	0.00
-------- YEAR 2015 --------				
UNIT FUEL AUXILIARY COSTS	$/MBTU	0.01	0.00	0.00
-------- YEAR 2016 --------				
UNIT FUEL AUXILIARY COSTS	$/MBTU	0.02	0.00	0.00
-------- YEAR 2017 --------				
UNIT FUEL AUXILIARY COSTS	$/MBTU	0.02	0.00	0.00
-------- YEAR 2018 --------				
UNIT FUEL AUXILIARY COSTS	$/MBTU	0.02	0.00	0.00
-------- YEAR 2019 --------				
UNIT FUEL AUXILIARY COSTS	$/MBTU	0.02	0.00	0.00
-------- YEAR 2020 --------				
UNIT FUEL AUXILIARY COSTS	$/MBTU	0.02	0.00	0.00
-------- YEAR 2021 --------				
UNIT FUEL AUXILIARY COSTS	$/MBTU	0.02	0.00	0.00
-------- YEAR 2022 --------				
-------- YEAR 2023 --------				
-------- YEAR 2024 --------				
-------- YEAR 2025 --------				
-------- YEAR 2026 --------				
-------- YEAR 2027 --------				
-------- YEAR 2028 --------				
-------- YEAR 2029 --------				
-------- YEAR 2030 --------				
-------- YEAR 2031 --------				
-------- YEAR 2032 --------				
-------- YEAR 2033 --------				
-------- YEAR 2034 --------				
-------- YEAR 2035 --------				
-------- YEAR 2036 --------				
-------- YEAR 2037 --------				
-------- YEAR 2038 --------				
-------- YEAR 2039 --------				
UNIT FUEL AUXILIARY COSTS	$/MBTU	0.00	0.00	0.00
-------- YEAR 2040 --------				
THERMAL UNIT	232	RPT1_CF 1		
UNIT FUELS		1	2	3
-------- YEAR 2011 --------				
MINIMUM BURN PCT	%	98.00	2.00	0.00
UNIT FUEL AUXILIARY COSTS	$/MBTU	0.00	0.00	0.00
UNIT FUEL TYPE	FUEL ID	58	58	0

-------- YEAR 2012 --------				
UNIT FUEL AUXILIARY COSTS	$/MBTU	0.00	0.00	0.00
UNIT FUEL TYPE	FUEL ID	58	624	0
-------- YEAR 2013 --------				
UNIT FUEL AUXILIARY COSTS	$/MBTU	0.00	0.00	0.00
-------- YEAR 2014 --------				
UNIT FUEL AUXILIARY COSTS	$/MBTU	0.00	0.00	0.00
-------- YEAR 2015 --------				
UNIT FUEL AUXILIARY COSTS	$/MBTU	0.00	0.00	0.00
-------- YEAR 2016 --------				
UNIT FUEL AUXILIARY COSTS	$/MBTU	0.00	0.00	0.00
-------- YEAR 2017 --------				
UNIT FUEL AUXILIARY COSTS	$/MBTU	0.00	0.00	0.00
-------- YEAR 2018 --------				
UNIT FUEL AUXILIARY COSTS	$/MBTU	0.02	0.00	0.00
-------- YEAR 2019 --------				
UNIT FUEL AUXILIARY COSTS	$/MBTU	0.02	0.00	0.00
-------- YEAR 2020 --------				
UNIT FUEL AUXILIARY COSTS	$/MBTU	0.02	0.00	0.00
-------- YEAR 2021 --------				
UNIT FUEL AUXILIARY COSTS	$/MBTU	0.02	0.00	0.00
-------- YEAR 2022 --------				
-------- YEAR 2023 --------				
-------- YEAR 2024 --------				
-------- YEAR 2025 --------				
-------- YEAR 2026 --------				
-------- YEAR 2027 --------				
-------- YEAR 2028 --------				
-------- YEAR 2029 --------				
-------- YEAR 2030 --------				
-------- YEAR 2031 --------				
-------- YEAR 2032 --------				
-------- YEAR 2033 --------				
-------- YEAR 2034 --------				
-------- YEAR 2035 --------				
-------- YEAR 2036 --------				
-------- YEAR 2037 --------				

NOTE: DATA DISPLAYED AFTER 2011 ONLY IF
VALUE CHANGED FROM PREVIOUS YEAR.

AEP EAST
GENERATION AND FUEL MODULE
INPUT SUMMARY REPORT

QUALIFIER = GAF.INPUT.THERMAL UNIT.

THERMAL UNIT	232	RPT1_CF 1		
UNIT FUELS		1	2	3
-------- YEAR 2038 --------				
-------- YEAR 2039 --------				
UNIT FUEL AUXILIARY COSTS	$/MBTU	0.00	0.00	0.00
-------- YEAR 2040 --------				
THERMAL UNIT	233	RPT2_CF 2		
UNIT FUELS		1	2	3
-------- YEAR 2011 --------				
MINIMUM BURN PCT	%	98.00	2.00	0.00
UNIT FUEL AUXILIARY COSTS	$/MBTU	0.00	0.00	0.00
UNIT FUEL TYPE	FUEL ID	59	59	0
-------- YEAR 2012 --------				
UNIT FUEL AUXILIARY COSTS	$/MBTU	0.00	0.00	0.00
UNIT FUEL TYPE	FUEL ID	59	625	0
-------- YEAR 2013 --------				
UNIT FUEL AUXILIARY COSTS	$/MBTU	0.00	0.00	0.00
-------- YEAR 2014 --------				
UNIT FUEL AUXILIARY COSTS	$/MBTU	0.00	0.00	0.00
-------- YEAR 2015 --------				
UNIT FUEL AUXILIARY COSTS	$/MBTU	0.00	0.00	0.00
-------- YEAR 2016 --------				
UNIT FUEL AUXILIARY COSTS	$/MBTU	0.00	0.00	0.00
-------- YEAR 2017 --------				
UNIT FUEL AUXILIARY COSTS	$/MBTU	0.00	0.00	0.00
-------- YEAR 2018 --------				
UNIT FUEL AUXILIARY COSTS	$/MBTU	0.02	0.00	0.00
-------- YEAR 2019 --------				
UNIT FUEL AUXILIARY COSTS	$/MBTU	0.02	0.00	0.00
-------- YEAR 2020 --------				
UNIT FUEL AUXILIARY COSTS	$/MBTU	0.02	0.00	0.00
-------- YEAR 2021 --------				
UNIT FUEL AUXILIARY COSTS	$/MBTU	0.02	0.00	0.00
-------- YEAR 2022 --------				
-------- YEAR 2023 --------				
-------- YEAR 2024 --------				
-------- YEAR 2025 --------				
-------- YEAR 2026 --------				
-------- YEAR 2027 --------				
-------- YEAR 2028 --------				
-------- YEAR 2029 --------				
-------- YEAR 2030 --------				
-------- YEAR 2031 --------				
-------- YEAR 2032 --------				
-------- YEAR 2033 --------				
-------- YEAR 2034 --------				
-------- YEAR 2035 --------				
-------- YEAR 2036 --------				
-------- YEAR 2037 --------				
-------- YEAR 2038 --------				
-------- YEAR 2039 --------				
UNIT FUEL AUXILIARY COSTS	$/MBTU	0.00	0.00	0.00
-------- YEAR 2040 --------				
THERMAL UNIT	234	RPT1_SI 1		
UNIT FUELS		1	2	3
-------- YEAR 2011 --------				
MINIMUM BURN PCT	%	89.97	10.03	0.00
UNIT FUEL AUXILIARY COSTS	$/MBTU	0.00	0.00	0.00
UNIT FUEL TYPE	FUEL ID	58	58	624
-------- YEAR 2012 --------				
UNIT FUEL AUXILIARY COSTS	$/MBTU	0.00	0.00	0.00
UNIT FUEL TYPE	FUEL ID	58	624	624

-------- YEAR 2013 --------				
UNIT FUEL AUXILIARY COSTS	$/MBTU	0.00	0.00	0.00
-------- YEAR 2014 --------				
UNIT FUEL AUXILIARY COSTS	$/MBTU	0.00	0.00	0.00
-------- YEAR 2015 --------				
UNIT FUEL AUXILIARY COSTS	$/MBTU	0.00	0.00	0.00
-------- YEAR 2016 --------				
UNIT FUEL AUXILIARY COSTS	$/MBTU	0.00	0.00	0.00
-------- YEAR 2017 --------				
UNIT FUEL AUXILIARY COSTS	$/MBTU	0.00	0.00	0.00
-------- YEAR 2018 --------				
UNIT FUEL AUXILIARY COSTS	$/MBTU	0.02	0.00	0.00
-------- YEAR 2019 --------				
UNIT FUEL AUXILIARY COSTS	$/MBTU	0.02	0.00	0.00
-------- YEAR 2020 --------				
UNIT FUEL AUXILIARY COSTS	$/MBTU	0.02	0.00	0.00
-------- YEAR 2021 --------				
UNIT FUEL AUXILIARY COSTS	$/MBTU	0.02	0.00	0.00
-------- YEAR 2022 --------				
-------- YEAR 2023 --------				
-------- YEAR 2024 --------				
-------- YEAR 2025 --------				
-------- YEAR 2026 --------				
-------- YEAR 2027 --------				
-------- YEAR 2028 --------				
-------- YEAR 2029 --------				
-------- YEAR 2030 --------				
-------- YEAR 2031 --------				
-------- YEAR 2032 --------				
-------- YEAR 2033 --------				
-------- YEAR 2034 --------				
-------- YEAR 2035 --------				
-------- YEAR 2036 --------				
-------- YEAR 2037 --------				
-------- YEAR 2038 --------				

NOTE: DATA DISPLAYED AFTER 2011 ONLY IF
VALUE CHANGED FROM PREVIOUS YEAR.

AEP EAST
GENERATION AND FUEL MODULE
INPUT SUMMARY REPORT

QUALIFIER = GAF.INPUT.THERMAL UNIT.

```
   THERMAL UNIT                    234     RPT1_SI     1
   UNIT FUELS                                     1           2           3

-------- YEAR 2039 --------
UNIT FUEL AUXILIARY COSTS        $/MBTU          0.00        0.00        0.00

-------- YEAR 2040 --------

   THERMAL UNIT                    235     RPT2_SI     2
   UNIT FUELS                                     1           2           3

-------- YEAR 2011 --------
MINIMUM BURN PCT                   %            89.97       10.03        0.00
UNIT FUEL AUXILIARY COSTS        $/MBTU          0.00        0.00        0.00
UNIT FUEL TYPE                   FUEL ID           59          59         625

-------- YEAR 2012 --------
UNIT FUEL AUXILIARY COSTS        $/MBTU          0.00        0.00        0.00
UNIT FUEL TYPE                   FUEL ID           59         625         625

-------- YEAR 2013 --------
UNIT FUEL AUXILIARY COSTS        $/MBTU          0.00        0.00        0.00

-------- YEAR 2014 --------
UNIT FUEL AUXILIARY COSTS        $/MBTU          0.00        0.00        0.00

-------- YEAR 2015 --------
UNIT FUEL AUXILIARY COSTS        $/MBTU          0.00        0.00        0.00

-------- YEAR 2016 --------
UNIT FUEL AUXILIARY COSTS        $/MBTU          0.00        0.00        0.00

-------- YEAR 2017 --------
UNIT FUEL AUXILIARY COSTS        $/MBTU          0.00        0.00        0.00

-------- YEAR 2018 --------
UNIT FUEL AUXILIARY COSTS        $/MBTU          0.02        0.00        0.00

-------- YEAR 2019 --------
UNIT FUEL AUXILIARY COSTS        $/MBTU          0.02        0.00        0.00

-------- YEAR 2020 --------
UNIT FUEL AUXILIARY COSTS        $/MBTU          0.02        0.00        0.00

-------- YEAR 2021 --------
UNIT FUEL AUXILIARY COSTS        $/MBTU          0.02        0.00        0.00

-------- YEAR 2022 --------

-------- YEAR 2023 --------

-------- YEAR 2024 --------

-------- YEAR 2025 --------

-------- YEAR 2026 --------

-------- YEAR 2027 --------

-------- YEAR 2028 --------

-------- YEAR 2029 --------

-------- YEAR 2030 --------

-------- YEAR 2031 --------

-------- YEAR 2032 --------

-------- YEAR 2033 --------

-------- YEAR 2034 --------

-------- YEAR 2035 --------

-------- YEAR 2036 --------

-------- YEAR 2037 --------

-------- YEAR 2038 --------

-------- YEAR 2039 --------
UNIT FUEL AUXILIARY COSTS        $/MBTU          0.00        0.00        0.00

-------- YEAR 2040 --------

   THERMAL UNIT                    251     DC1_HPT     1
   UNIT FUELS                                     1           2           3

-------- YEAR 2011 --------
MINIMUM BURN PCT                   %           100.00        0.00        0.00
UNIT FUEL AUXILIARY COSTS        $/MBTU          0.00        0.00        0.00
UNIT FUEL TYPE                   FUEL ID           25           0           0

-------- YEAR 2012 --------

-------- YEAR 2013 --------

-------- YEAR 2014 --------
```

-------- YEAR 2015 --------

-------- YEAR 2016 --------

-------- YEAR 2017 --------

-------- YEAR 2018 --------

-------- YEAR 2019 --------

-------- YEAR 2020 --------

-------- YEAR 2021 --------

-------- YEAR 2022 --------

-------- YEAR 2023 --------

-------- YEAR 2024 --------

-------- YEAR 2025 --------

-------- YEAR 2026 --------

-------- YEAR 2027 --------

-------- YEAR 2028 --------

-------- YEAR 2029 --------

-------- YEAR 2030 --------

-------- YEAR 2031 --------

-------- YEAR 2032 --------

-------- YEAR 2033 --------

-------- YEAR 2034 --------

-------- YEAR 2035 --------

-------- YEAR 2036 --------

-------- YEAR 2037 --------

-------- YEAR 2038 --------

-------- YEAR 2039 --------

-------- YEAR 2040 --------

THERMAL UNIT	252	DC1_IS	1	
UNIT FUELS		1	2	3

-------- YEAR 2011 --------

MINIMUM BURN PCT	%	100.00	0.00	0.00
UNIT FUEL AUXILIARY COSTS	$/MBTU	0.00	0.00	0.00
UNIT FUEL TYPE	FUEL ID	25	0	0

-------- YEAR 2012 --------

NOTE: DATA DISPLAYED AFTER 2011 ONLY IF
VALUE CHANGED FROM PREVIOUS YEAR.

AEP EAST
GENERATION AND FUEL MODULE
INPUT SUMMARY REPORT

QUALIFIER = GAF.INPUT.THERMAL UNIT.

THERMAL UNIT	252	DC1_IS	1		
UNIT FUELS			1	2	3

-------- YEAR 2013 --------

-------- YEAR 2014 --------

-------- YEAR 2015 --------

-------- YEAR 2016 --------

-------- YEAR 2017 --------

-------- YEAR 2018 --------

-------- YEAR 2019 --------

-------- YEAR 2020 --------

-------- YEAR 2021 --------

-------- YEAR 2022 --------

-------- YEAR 2023 --------

-------- YEAR 2024 --------

-------- YEAR 2025 --------

-------- YEAR 2026 --------

-------- YEAR 2027 --------

-------- YEAR 2028 --------

-------- YEAR 2029 --------

-------- YEAR 2030 --------

-------- YEAR 2031 --------

-------- YEAR 2032 --------

-------- YEAR 2033 --------

-------- YEAR 2034 --------

-------- YEAR 2035 --------

-------- YEAR 2036 --------

-------- YEAR 2037 --------

-------- YEAR 2038 --------

-------- YEAR 2039 --------

-------- YEAR 2040 --------

THERMAL UNIT	253	DC1_EFF	1		
UNIT FUELS			1	2	3

-------- YEAR 2011 --------

MINIMUM BURN PCT	%	100.00	0.00	0.00
UNIT FUEL AUXILIARY COSTS	$/MBTU	0.00	0.00	0.00
UNIT FUEL TYPE	FUEL ID	25	0	0

-------- YEAR 2012 --------

-------- YEAR 2013 --------

-------- YEAR 2014 --------

-------- YEAR 2015 --------

-------- YEAR 2016 --------

-------- YEAR 2017 --------

-------- YEAR 2018 --------

-------- YEAR 2019 --------

-------- YEAR 2020 --------

-------- YEAR 2021 --------

-------- YEAR 2022 --------

-------- YEAR 2023 --------

-------- YEAR 2024 --------

-------- YEAR 2025 --------

-------- YEAR 2026 --------

-------- YEAR 2027 --------

-------- YEAR 2028 --------

-------- YEAR 2029 --------

-------- YEAR 2030 --------

-------- YEAR 2031 --------

-------- YEAR 2032 --------

-------- YEAR 2033 --------

-------- YEAR 2034 --------

-------- YEAR 2035 --------

-------- YEAR 2036 --------

-------- YEAR 2037 --------

-------- YEAR 2038 --------

-------- YEAR 2039 --------

-------- YEAR 2040 --------

THERMAL UNIT	254	DC1_17	1	
UNIT FUELS		1	2	3
-------- YEAR 2011 --------				
MINIMUM BURN PCT	%	100.00	0.00	0.00
UNIT FUEL AUXILIARY COSTS	$/MBTU	0.00	0.00	0.00
UNIT FUEL TYPE	FUEL ID	25	0	0

-------- YEAR 2012 --------

-------- YEAR 2013 --------

-------- YEAR 2014 --------

-------- YEAR 2015 --------

-------- YEAR 2016 --------

-------- YEAR 2017 --------

-------- YEAR 2018 --------

-------- YEAR 2019 --------

-------- YEAR 2020 --------

-------- YEAR 2021 --------

-------- YEAR 2022 --------

-------- YEAR 2023 --------

-------- YEAR 2024 --------

-------- YEAR 2025 --------

NOTE: DATA DISPLAYED AFTER 2011 ONLY IF
VALUE CHANGED FROM PREVIOUS YEAR.

AEP EAST
GENERATION AND FUEL MODULE
INPUT SUMMARY REPORT

QUALIFIER = GAF.INPUT.THERMAL UNIT.

THERMAL UNIT	254	DC1_17	1		
UNIT FUELS			1	2	3

-------- YEAR 2026 --------

-------- YEAR 2027 --------

-------- YEAR 2028 --------

-------- YEAR 2029 --------

-------- YEAR 2030 --------

-------- YEAR 2031 --------

-------- YEAR 2032 --------

-------- YEAR 2033 --------

-------- YEAR 2034 --------

-------- YEAR 2035 --------

-------- YEAR 2036 --------

-------- YEAR 2037 --------

-------- YEAR 2038 --------

-------- YEAR 2039 --------

-------- YEAR 2040 --------

THERMAL UNIT	255	DC1_3800	1		
UNIT FUELS			1	2	3

-------- YEAR 2011 --------

MINIMUM BURN PCT	%	100.00	0.00	0.00
UNIT FUEL AUXILIARY COSTS	$/MBTU	0.00	0.00	0.00
UNIT FUEL TYPE	FUEL ID	25	0	0

-------- YEAR 2012 --------

-------- YEAR 2013 --------

-------- YEAR 2014 --------

-------- YEAR 2015 --------

-------- YEAR 2016 --------

-------- YEAR 2017 --------

-------- YEAR 2018 --------

-------- YEAR 2019 --------

-------- YEAR 2020 --------

-------- YEAR 2021 --------

-------- YEAR 2022 --------

-------- YEAR 2023 --------

-------- YEAR 2024 --------

-------- YEAR 2025 --------

-------- YEAR 2026 --------

-------- YEAR 2027 --------

-------- YEAR 2028 --------

-------- YEAR 2029 --------

-------- YEAR 2030 --------

-------- YEAR 2031 --------

-------- YEAR 2032 --------

-------- YEAR 2033 --------

-------- YEAR 2034 --------

-------- YEAR 2035 --------

-------- YEAR 2036 --------

-------- YEAR 2037 --------

-------- YEAR 2038 --------

-------- YEAR 2039 --------

-------- YEAR 2040 --------

THERMAL UNIT	257	DC2_HPT	2	
UNIT FUELS		1	2	3
-------- YEAR 2011 --------				
MINIMUM BURN PCT	%	100.00	0.00	0.00
UNIT FUEL AUXILIARY COSTS	$/MBTU	0.00	0.00	0.00
UNIT FUEL TYPE	FUEL ID	26	0	0
-------- YEAR 2012 --------				
-------- YEAR 2013 --------				
-------- YEAR 2014 --------				
-------- YEAR 2015 --------				
-------- YEAR 2016 --------				
-------- YEAR 2017 --------				
-------- YEAR 2018 --------				
-------- YEAR 2019 --------				
-------- YEAR 2020 --------				
-------- YEAR 2021 --------				
-------- YEAR 2022 --------				
-------- YEAR 2023 --------				
-------- YEAR 2024 --------				
-------- YEAR 2025 --------				
-------- YEAR 2026 --------				
-------- YEAR 2027 --------				
-------- YEAR 2028 --------				
-------- YEAR 2029 --------				
-------- YEAR 2030 --------				
-------- YEAR 2031 --------				
-------- YEAR 2032 --------				
-------- YEAR 2033 --------				
-------- YEAR 2034 --------				
-------- YEAR 2035 --------				
-------- YEAR 2036 --------				
-------- YEAR 2037 --------				
-------- YEAR 2038 --------				

NOTE: DATA DISPLAYED AFTER 2011 ONLY IF
VALUE CHANGED FROM PREVIOUS YEAR.

AEP EAST
GENERATION AND FUEL MODULE
INPUT SUMMARY REPORT

QUALIFIER = GAF.INPUT.THERMAL UNIT.

```
   THERMAL UNIT                    257     DC2_HPT     2
   UNIT FUELS                                     1           2           3

-------- YEAR 2039 --------

-------- YEAR 2040 --------

   THERMAL UNIT                    258     DC2_EFF     2
   UNIT FUELS                                     1           2           3

-------- YEAR 2011 --------
MINIMUM BURN PCT                     %        100.00        0.00        0.00
UNIT FUEL AUXILIARY COSTS        $/MBTU         0.00        0.00        0.00
UNIT FUEL TYPE                  FUEL ID           26           0           0

-------- YEAR 2012 --------

-------- YEAR 2013 --------

-------- YEAR 2014 --------

-------- YEAR 2015 --------

-------- YEAR 2016 --------

-------- YEAR 2017 --------

-------- YEAR 2018 --------

-------- YEAR 2019 --------

-------- YEAR 2020 --------

-------- YEAR 2021 --------

-------- YEAR 2022 --------

-------- YEAR 2023 --------

-------- YEAR 2024 --------

-------- YEAR 2025 --------

-------- YEAR 2026 --------

-------- YEAR 2027 --------

-------- YEAR 2028 --------

-------- YEAR 2029 --------

-------- YEAR 2030 --------

-------- YEAR 2031 --------

-------- YEAR 2032 --------

-------- YEAR 2033 --------

-------- YEAR 2034 --------

-------- YEAR 2035 --------

-------- YEAR 2036 --------

-------- YEAR 2037 --------

-------- YEAR 2038 --------

-------- YEAR 2039 --------

-------- YEAR 2040 --------

   THERMAL UNIT                    259     DC2_SPU     2
   UNIT FUELS                                     1           2           3

-------- YEAR 2011 --------
MINIMUM BURN PCT                     %        100.00        0.00        0.00
UNIT FUEL AUXILIARY COSTS        $/MBTU         0.00        0.00        0.00
UNIT FUEL TYPE                  FUEL ID           26           0           0

-------- YEAR 2012 --------

-------- YEAR 2013 --------

-------- YEAR 2014 --------

-------- YEAR 2015 --------

-------- YEAR 2016 --------

-------- YEAR 2017 --------

-------- YEAR 2018 --------

-------- YEAR 2019 --------

-------- YEAR 2020 --------
```

-------- YEAR 2021 --------

-------- YEAR 2022 --------

-------- YEAR 2023 --------

-------- YEAR 2024 --------

-------- YEAR 2025 --------

-------- YEAR 2026 --------

-------- YEAR 2027 --------

-------- YEAR 2028 --------

-------- YEAR 2029 --------

-------- YEAR 2030 --------

-------- YEAR 2031 --------

-------- YEAR 2032 --------

-------- YEAR 2033 --------

-------- YEAR 2034 --------

-------- YEAR 2035 --------

-------- YEAR 2036 --------

-------- YEAR 2037 --------

-------- YEAR 2038 --------

-------- YEAR 2039 --------

-------- YEAR 2040 --------

THERMAL UNIT	260	DC2_3800 2		
UNIT FUELS		1	2	3

-------- YEAR 2011 --------

MINIMUM BURN PCT	%	100.00	0.00	0.00
UNIT FUEL AUXILIARY COSTS	$/MBTU	0.00	0.00	0.00
UNIT FUEL TYPE	FUEL ID	26	0	0

-------- YEAR 2012 --------

-------- YEAR 2013 --------

-------- YEAR 2014 --------

-------- YEAR 2015 --------

-------- YEAR 2016 --------

-------- YEAR 2017 --------

-------- YEAR 2018 --------

NOTE: DATA DISPLAYED AFTER 2011 ONLY IF
VALUE CHANGED FROM PREVIOUS YEAR.

AEP EAST
GENERATION AND FUEL MODULE
INPUT SUMMARY REPORT

QUALIFIER = GAF.INPUT.THERMAL UNIT.

THERMAL UNIT	260	DC2_3800	2		
UNIT FUELS			1	2	3

-------- YEAR 2019 --------

-------- YEAR 2020 --------

-------- YEAR 2021 --------

-------- YEAR 2022 --------

-------- YEAR 2023 --------

-------- YEAR 2024 --------

-------- YEAR 2025 --------

-------- YEAR 2026 --------

-------- YEAR 2027 --------

-------- YEAR 2028 --------

-------- YEAR 2029 --------

-------- YEAR 2030 --------

-------- YEAR 2031 --------

-------- YEAR 2032 --------

-------- YEAR 2033 --------

-------- YEAR 2034 --------

-------- YEAR 2035 --------

-------- YEAR 2036 --------

-------- YEAR 2037 --------

-------- YEAR 2038 --------

-------- YEAR 2039 --------

-------- YEAR 2040 --------

THERMAL UNIT	269	BIGSD_15	1		
UNIT FUELS			1	2	3

-------- YEAR 2011 --------

MINIMUM BURN PCT	%	100.00	0.00	0.00
UNIT FUEL AUXILIARY COSTS	$/MBTU	0.00	0.00	0.00
UNIT FUEL TYPE	FUEL ID	5	0	0

-------- YEAR 2012 --------

-------- YEAR 2013 --------

-------- YEAR 2014 --------

-------- YEAR 2015 --------

-------- YEAR 2016 --------

-------- YEAR 2017 --------

-------- YEAR 2018 --------

-------- YEAR 2019 --------

-------- YEAR 2020 --------

-------- YEAR 2021 --------

-------- YEAR 2022 --------

-------- YEAR 2023 --------

-------- YEAR 2024 --------

-------- YEAR 2025 --------

-------- YEAR 2026 --------

-------- YEAR 2027 --------

-------- YEAR 2028 --------

-------- YEAR 2029 --------

-------- YEAR 2030 --------

-------- YEAR 2031 --------

-------- YEAR 2032 --------

-------- YEAR 2033 --------

-------- YEAR 2034 --------

-------- YEAR 2035 --------

-------- YEAR 2036 --------

-------- YEAR 2037 --------

-------- YEAR 2038 --------

-------- YEAR 2039 --------

-------- YEAR 2040 --------

THERMAL UNIT		270	BIGSD_GP	1	
UNIT FUELS			1	2	3
-------- YEAR 2011 --------					
MINIMUM BURN PCT		%	100.00	0.00	0.00
UNIT FUEL AUXILIARY COSTS		$/MBTU	0.00	0.00	0.00
UNIT FUEL TYPE		FUEL ID	5	0	0

-------- YEAR 2012 --------

-------- YEAR 2013 --------

-------- YEAR 2014 --------

-------- YEAR 2015 --------

-------- YEAR 2016 --------

-------- YEAR 2017 --------

-------- YEAR 2018 --------

-------- YEAR 2019 --------

-------- YEAR 2020 --------

-------- YEAR 2021 --------

-------- YEAR 2022 --------

-------- YEAR 2023 --------

-------- YEAR 2024 --------

-------- YEAR 2025 --------

-------- YEAR 2026 --------

-------- YEAR 2027 --------

-------- YEAR 2028 --------

-------- YEAR 2029 --------

-------- YEAR 2030 --------

-------- YEAR 2031 --------

NOTE: DATA DISPLAYED AFTER 2011 ONLY IF
VALUE CHANGED FROM PREVIOUS YEAR.

AEP EAST
GENERATION AND FUEL MODULE
INPUT SUMMARY REPORT

QUALIFIER = GAF.INPUT.THERMAL UNIT.

THERMAL UNIT	270	BIGSD_GP 1		
UNIT FUELS		1	2	3
-------- YEAR 2032 --------				
-------- YEAR 2033 --------				
-------- YEAR 2034 --------				
-------- YEAR 2035 --------				
-------- YEAR 2036 --------				
-------- YEAR 2037 --------				
-------- YEAR 2038 --------				
-------- YEAR 2039 --------				
-------- YEAR 2040 --------				
THERMAL UNIT	271	CLN_Q_HM 1		
UNIT FUELS		1	2	3
-------- YEAR 2011 --------				
MINIMUM BURN PCT	%	100.00	0.00	0.00
UNIT FUEL AUXILIARY COSTS	$/MBTU	0.00	0.00	0.00
UNIT FUEL TYPE	FUEL ID	16	0	0
-------- YEAR 2012 --------				
-------- YEAR 2013 --------				
-------- YEAR 2014 --------				
-------- YEAR 2015 --------				
-------- YEAR 2016 --------				
-------- YEAR 2017 --------				
-------- YEAR 2018 --------				
-------- YEAR 2019 --------				
-------- YEAR 2020 --------				
-------- YEAR 2021 --------				
-------- YEAR 2022 --------				
-------- YEAR 2023 --------				
-------- YEAR 2024 --------				
-------- YEAR 2025 --------				
-------- YEAR 2026 --------				
-------- YEAR 2027 --------				
-------- YEAR 2028 --------				
-------- YEAR 2029 --------				
-------- YEAR 2030 --------				
-------- YEAR 2031 --------				
-------- YEAR 2032 --------				
-------- YEAR 2033 --------				
-------- YEAR 2034 --------				
-------- YEAR 2035 --------				
-------- YEAR 2036 --------				
-------- YEAR 2037 --------				
-------- YEAR 2038 --------				
-------- YEAR 2039 --------				
-------- YEAR 2040 --------				
THERMAL UNIT	272	CLN_Q_15 1		
UNIT FUELS		1	2	3
-------- YEAR 2011 --------				
MINIMUM BURN PCT	%	100.00	0.00	0.00
UNIT FUEL AUXILIARY COSTS	$/MBTU	0.00	0.00	0.00
UNIT FUEL TYPE	FUEL ID	16	0	0
-------- YEAR 2012 --------				
-------- YEAR 2013 --------				

-------- YEAR 2014 --------

-------- YEAR 2015 --------

-------- YEAR 2016 --------

-------- YEAR 2017 --------

-------- YEAR 2018 --------

-------- YEAR 2019 --------

-------- YEAR 2020 --------

-------- YEAR 2021 --------

-------- YEAR 2022 --------

-------- YEAR 2023 --------

-------- YEAR 2024 --------

-------- YEAR 2025 --------

-------- YEAR 2026 --------

-------- YEAR 2027 --------

-------- YEAR 2028 --------

-------- YEAR 2029 --------

-------- YEAR 2030 --------

-------- YEAR 2031 --------

-------- YEAR 2032 --------

-------- YEAR 2033 --------

-------- YEAR 2034 --------

-------- YEAR 2035 --------

-------- YEAR 2036 --------

-------- YEAR 2037 --------

-------- YEAR 2038 --------

-------- YEAR 2039 --------

-------- YEAR 2040 --------

THERMAL UNIT	273	CLN_Q_HM	2	
UNIT FUELS		1	2	3
-------- YEAR 2011 --------				
MINIMUM BURN PCT	%	100.00	0.00	0.00
UNIT FUEL AUXILIARY COSTS	$/MBTU	0.00	0.00	0.00
UNIT FUEL TYPE	FUEL ID	17	0	0

NOTE: DATA DISPLAYED AFTER 2011 ONLY IF
VALUE CHANGED FROM PREVIOUS YEAR.

AEP EAST
GENERATION AND FUEL MODULE
INPUT SUMMARY REPORT

QUALIFIER = GAF.INPUT.THERMAL UNIT.

THERMAL UNIT	273	CLN_Q_HM	2		
UNIT FUELS			1	2	3

-------- YEAR 2012 --------

-------- YEAR 2013 --------

-------- YEAR 2014 --------

-------- YEAR 2015 --------

-------- YEAR 2016 --------

-------- YEAR 2017 --------

-------- YEAR 2018 --------

-------- YEAR 2019 --------

-------- YEAR 2020 --------

-------- YEAR 2021 --------

-------- YEAR 2022 --------

-------- YEAR 2023 --------

-------- YEAR 2024 --------

-------- YEAR 2025 --------

-------- YEAR 2026 --------

-------- YEAR 2027 --------

-------- YEAR 2028 --------

-------- YEAR 2029 --------

-------- YEAR 2030 --------

-------- YEAR 2031 --------

-------- YEAR 2032 --------

-------- YEAR 2033 --------

-------- YEAR 2034 --------

-------- YEAR 2035 --------

-------- YEAR 2036 --------

-------- YEAR 2037 --------

-------- YEAR 2038 --------

-------- YEAR 2039 --------

-------- YEAR 2040 --------

THERMAL UNIT	274	CLN_Q_15	2		
UNIT FUELS			1	2	3

-------- YEAR 2011 --------

MINIMUM BURN PCT	%	100.00	0.00	0.00
UNIT FUEL AUXILIARY COSTS	$/MBTU	0.00	0.00	0.00
UNIT FUEL TYPE	FUEL ID	17	0	0

-------- YEAR 2012 --------

-------- YEAR 2013 --------

-------- YEAR 2014 --------

-------- YEAR 2015 --------

-------- YEAR 2016 --------

-------- YEAR 2017 --------

-------- YEAR 2018 --------

-------- YEAR 2019 --------

-------- YEAR 2020 --------

-------- YEAR 2021 --------

-------- YEAR 2022 --------

-------- YEAR 2023 --------

-------- YEAR 2024 --------

-------- YEAR 2025 --------

-------- YEAR 2026 --------

-------- YEAR 2027 --------

-------- YEAR 2028 --------

-------- YEAR 2029 --------

-------- YEAR 2030 --------

-------- YEAR 2031 --------

-------- YEAR 2032 --------

-------- YEAR 2033 --------

-------- YEAR 2034 --------

-------- YEAR 2035 --------

-------- YEAR 2036 --------

-------- YEAR 2037 --------

-------- YEAR 2038 --------

-------- YEAR 2039 --------

-------- YEAR 2040 --------

THERMAL UNIT	275	CLN_Q_HM	3	
UNIT FUELS		1	2	3

-------- YEAR 2011 --------

MINIMUM BURN PCT	%	100.00	0.00	0.00
UNIT FUEL AUXILIARY COSTS	$/MBTU	0.00	0.00	0.00
UNIT FUEL TYPE	FUEL ID	18	0	0

-------- YEAR 2012 --------

-------- YEAR 2013 --------

-------- YEAR 2014 --------

-------- YEAR 2015 --------

-------- YEAR 2016 --------

-------- YEAR 2017 --------

-------- YEAR 2018 --------

-------- YEAR 2019 --------

-------- YEAR 2020 --------

-------- YEAR 2021 --------

-------- YEAR 2022 --------

-------- YEAR 2023 --------

-------- YEAR 2024 --------

NOTE: DATA DISPLAYED AFTER 2011 ONLY IF
VALUE CHANGED FROM PREVIOUS YEAR.

AEP EAST
GENERATION AND FUEL MODULE
INPUT SUMMARY REPORT

QUALIFIER = GAF.INPUT.THERMAL UNIT.

THERMAL UNIT	275	CLN_Q_HM	3	
UNIT FUELS		1	2	3

-------- YEAR 2025 --------

-------- YEAR 2026 --------

-------- YEAR 2027 --------

-------- YEAR 2028 --------

-------- YEAR 2029 --------

-------- YEAR 2030 --------

-------- YEAR 2031 --------

-------- YEAR 2032 --------

-------- YEAR 2033 --------

-------- YEAR 2034 --------

-------- YEAR 2035 --------

-------- YEAR 2036 --------

-------- YEAR 2037 --------

-------- YEAR 2038 --------

-------- YEAR 2039 --------

-------- YEAR 2040 --------

THERMAL UNIT	276	CLN_Q_15	3	
UNIT FUELS		1	2	3

-------- YEAR 2011 --------

MINIMUM BURN PCT	%	100.00	0.00	0.00
UNIT FUEL AUXILIARY COSTS	$/MBTU	0.00	0.00	0.00
UNIT FUEL TYPE	FUEL ID	18	0	0

-------- YEAR 2012 --------

-------- YEAR 2013 --------

-------- YEAR 2014 --------

-------- YEAR 2015 --------

-------- YEAR 2016 --------

-------- YEAR 2017 --------

-------- YEAR 2018 --------

-------- YEAR 2019 --------

-------- YEAR 2020 --------

-------- YEAR 2021 --------

-------- YEAR 2022 --------

-------- YEAR 2023 --------

-------- YEAR 2024 --------

-------- YEAR 2025 --------

-------- YEAR 2026 --------

-------- YEAR 2027 --------

-------- YEAR 2028 --------

-------- YEAR 2029 --------

-------- YEAR 2030 --------

-------- YEAR 2031 --------

-------- YEAR 2032 --------

-------- YEAR 2033 --------

-------- YEAR 2034 --------

-------- YEAR 2035 --------

-------- YEAR 2036 --------

-------- YEAR 2037 --------

-------- YEAR 2038 --------

-------- YEAR 2039 --------

-------- YEAR 2040 --------

THERMAL UNIT	277	CVL_3_HM	3	
UNIT FUELS		1	2	3

-------- YEAR 2011 --------

MINIMUM BURN PCT	%	100.00	0.00	0.00
UNIT FUEL AUXILIARY COSTS	$/MBTU	0.00	0.00	0.00
UNIT FUEL TYPE	FUEL ID	21	0	0

-------- YEAR 2012 --------

-------- YEAR 2013 --------

-------- YEAR 2014 --------

-------- YEAR 2015 --------

-------- YEAR 2016 --------

-------- YEAR 2017 --------

-------- YEAR 2018 --------

-------- YEAR 2019 --------

-------- YEAR 2020 --------

-------- YEAR 2021 --------

-------- YEAR 2022 --------

-------- YEAR 2023 --------

-------- YEAR 2024 --------

-------- YEAR 2025 --------

-------- YEAR 2026 --------

-------- YEAR 2027 --------

-------- YEAR 2028 --------

-------- YEAR 2029 --------

-------- YEAR 2030 --------

-------- YEAR 2031 --------

-------- YEAR 2032 --------

-------- YEAR 2033 --------

-------- YEAR 2034 --------

-------- YEAR 2035 --------

-------- YEAR 2036 --------

-------- YEAR 2037 --------

NOTE: DATA DISPLAYED AFTER 2011 ONLY IF
VALUE CHANGED FROM PREVIOUS YEAR.

AEP EAST
GENERATION AND FUEL MODULE
INPUT SUMMARY REPORT

QUALIFIER = GAF.INPUT.THERMAL UNIT.

```
   THERMAL UNIT                    277     CVL_3_HM    3
   UNIT FUELS                                     1           2           3

-------- YEAR 2038 --------

-------- YEAR 2039 --------

-------- YEAR 2040 --------

   THERMAL UNIT                    278     CVL_3_10    3
   UNIT FUELS                                     1           2           3

-------- YEAR 2011 --------
MINIMUM BURN PCT                    %          100.00        0.00        0.00
UNIT FUEL AUXILIARY COSTS        $/MBTU          0.00        0.00        0.00
UNIT FUEL TYPE                  FUEL ID            21           0           0

-------- YEAR 2012 --------

-------- YEAR 2013 --------

-------- YEAR 2014 --------

-------- YEAR 2015 --------

-------- YEAR 2016 --------

-------- YEAR 2017 --------

-------- YEAR 2018 --------

-------- YEAR 2019 --------

-------- YEAR 2020 --------

-------- YEAR 2021 --------

-------- YEAR 2022 --------

-------- YEAR 2023 --------

-------- YEAR 2024 --------

-------- YEAR 2025 --------

-------- YEAR 2026 --------

-------- YEAR 2027 --------

-------- YEAR 2028 --------

-------- YEAR 2029 --------

-------- YEAR 2030 --------

-------- YEAR 2031 --------

-------- YEAR 2032 --------

-------- YEAR 2033 --------

-------- YEAR 2034 --------

-------- YEAR 2035 --------

-------- YEAR 2036 --------

-------- YEAR 2037 --------

-------- YEAR 2038 --------

-------- YEAR 2039 --------

-------- YEAR 2040 --------

   THERMAL UNIT                    279     GLN_5_HM    5
   UNIT FUELS                                     1           2           3

-------- YEAR 2011 --------
MINIMUM BURN PCT                    %          100.00        0.00        0.00
UNIT FUEL AUXILIARY COSTS        $/MBTU          0.00        0.00        0.00
UNIT FUEL TYPE                  FUEL ID            29           0           0

-------- YEAR 2012 --------

-------- YEAR 2013 --------

-------- YEAR 2014 --------

-------- YEAR 2015 --------

-------- YEAR 2016 --------

-------- YEAR 2017 --------

-------- YEAR 2018 --------

-------- YEAR 2019 --------
```

-------- YEAR 2020 --------

-------- YEAR 2021 --------

-------- YEAR 2022 --------

-------- YEAR 2023 --------

-------- YEAR 2024 --------

-------- YEAR 2025 --------

-------- YEAR 2026 --------

-------- YEAR 2027 --------

-------- YEAR 2028 --------

-------- YEAR 2029 --------

-------- YEAR 2030 --------

-------- YEAR 2031 --------

-------- YEAR 2032 --------

-------- YEAR 2033 --------

-------- YEAR 2034 --------

-------- YEAR 2035 --------

-------- YEAR 2036 --------

-------- YEAR 2037 --------

-------- YEAR 2038 --------

-------- YEAR 2039 --------

-------- YEAR 2040 --------

THERMAL UNIT	280	GLN_5_15	5	
UNIT FUELS		1	2	3

-------- YEAR 2011 --------

MINIMUM BURN PCT	%	100.00	0.00	0.00
UNIT FUEL AUXILIARY COSTS	$/MBTU	0.00	0.00	0.00
UNIT FUEL TYPE	FUEL ID	29	0	0

-------- YEAR 2012 --------

-------- YEAR 2013 --------

-------- YEAR 2014 --------

-------- YEAR 2015 --------

-------- YEAR 2016 --------

-------- YEAR 2017 --------

NOTE: DATA DISPLAYED AFTER 2011 ONLY IF
VALUE CHANGED FROM PREVIOUS YEAR.

AEP EAST
GENERATION AND FUEL MODULE
INPUT SUMMARY REPORT

QUALIFIER = GAF.INPUT.THERMAL UNIT.

THERMAL UNIT	280	GLN_5_15 5		
UNIT FUELS		1	2	3
-------- YEAR 2018 --------				
-------- YEAR 2019 --------				
-------- YEAR 2020 --------				
-------- YEAR 2021 --------				
-------- YEAR 2022 --------				
-------- YEAR 2023 --------				
-------- YEAR 2024 --------				
-------- YEAR 2025 --------				
-------- YEAR 2026 --------				
-------- YEAR 2027 --------				
-------- YEAR 2028 --------				
-------- YEAR 2029 --------				
-------- YEAR 2030 --------				
-------- YEAR 2031 --------				
-------- YEAR 2032 --------				
-------- YEAR 2033 --------				
-------- YEAR 2034 --------				
-------- YEAR 2035 --------				
-------- YEAR 2036 --------				
-------- YEAR 2037 --------				
-------- YEAR 2038 --------				
-------- YEAR 2039 --------				
-------- YEAR 2040 --------				
THERMAL UNIT	281	GLN_6_HM 6		
UNIT FUELS		1	2	3
-------- YEAR 2011 --------				
MINIMUM BURN PCT	%	100.00	0.00	0.00
UNIT FUEL AUXILIARY COSTS	$/MBTU	0.00	0.00	0.00
UNIT FUEL TYPE	FUEL ID	30	0	0
-------- YEAR 2012 --------				
-------- YEAR 2013 --------				
-------- YEAR 2014 --------				
-------- YEAR 2015 --------				
-------- YEAR 2016 --------				
-------- YEAR 2017 --------				
-------- YEAR 2018 --------				
-------- YEAR 2019 --------				
-------- YEAR 2020 --------				
-------- YEAR 2021 --------				
-------- YEAR 2022 --------				
-------- YEAR 2023 --------				
-------- YEAR 2024 --------				
-------- YEAR 2025 --------				
-------- YEAR 2026 --------				
-------- YEAR 2027 --------				
-------- YEAR 2028 --------				
-------- YEAR 2029 --------				
-------- YEAR 2030 --------				
-------- YEAR 2031 --------				
-------- YEAR 2032 --------				

-------- YEAR 2033 --------

-------- YEAR 2034 --------

-------- YEAR 2035 --------

-------- YEAR 2036 --------

-------- YEAR 2037 --------

-------- YEAR 2038 --------

-------- YEAR 2039 --------

-------- YEAR 2040 --------

THERMAL UNIT	282	GLN_6_15	6	
UNIT FUELS		1	2	3

-------- YEAR 2011 --------

MINIMUM BURN PCT	%	100.00	0.00	0.00
UNIT FUEL AUXILIARY COSTS	$/MBTU	0.00	0.00	0.00
UNIT FUEL TYPE	FUEL ID	30	0	0

-------- YEAR 2012 --------

-------- YEAR 2013 --------

-------- YEAR 2014 --------

-------- YEAR 2015 --------

-------- YEAR 2016 --------

-------- YEAR 2017 --------

-------- YEAR 2018 --------

-------- YEAR 2019 --------

-------- YEAR 2020 --------

-------- YEAR 2021 --------

-------- YEAR 2022 --------

-------- YEAR 2023 --------

-------- YEAR 2024 --------

-------- YEAR 2025 --------

-------- YEAR 2026 --------

-------- YEAR 2027 --------

-------- YEAR 2028 --------

-------- YEAR 2029 --------

-------- YEAR 2030 --------

NOTE: DATA DISPLAYED AFTER 2011 ONLY IF
VALUE CHANGED FROM PREVIOUS YEAR.

AEP EAST
GENERATION AND FUEL MODULE
INPUT SUMMARY REPORT

QUALIFIER = GAF.INPUT.THERMAL UNIT.

```
   THERMAL UNIT                    282     GLN_6_15    6
   UNIT FUELS                                     1           2           3

-------- YEAR 2031 --------

-------- YEAR 2032 --------

-------- YEAR 2033 --------

-------- YEAR 2034 --------

-------- YEAR 2035 --------

-------- YEAR 2036 --------

-------- YEAR 2037 --------

-------- YEAR 2038 --------

-------- YEAR 2039 --------

-------- YEAR 2040 --------

   THERMAL UNIT                    283     KMR_F_HM    1
   UNIT FUELS                                     1           2           3

-------- YEAR 2011 --------
MINIMUM BURN PCT                    %          100.00        0.00        0.00
UNIT FUEL AUXILIARY COSTS        $/MBTU          0.00        0.00        0.00
UNIT FUEL TYPE                  FUEL ID            33           0           0

-------- YEAR 2012 --------

-------- YEAR 2013 --------

-------- YEAR 2014 --------

-------- YEAR 2015 --------

-------- YEAR 2016 --------

-------- YEAR 2017 --------

-------- YEAR 2018 --------

-------- YEAR 2019 --------

-------- YEAR 2020 --------

-------- YEAR 2021 --------

-------- YEAR 2022 --------

-------- YEAR 2023 --------

-------- YEAR 2024 --------

-------- YEAR 2025 --------

-------- YEAR 2026 --------

-------- YEAR 2027 --------

-------- YEAR 2028 --------

-------- YEAR 2029 --------

-------- YEAR 2030 --------

-------- YEAR 2031 --------

-------- YEAR 2032 --------

-------- YEAR 2033 --------

-------- YEAR 2034 --------

-------- YEAR 2035 --------

-------- YEAR 2036 --------

-------- YEAR 2037 --------

-------- YEAR 2038 --------

-------- YEAR 2039 --------

-------- YEAR 2040 --------

   THERMAL UNIT                    284     KMR_F_GP    1
   UNIT FUELS                                     1           2           3

-------- YEAR 2011 --------
MINIMUM BURN PCT                    %          100.00        0.00        0.00
UNIT FUEL AUXILIARY COSTS        $/MBTU          0.00        0.00        0.00
UNIT FUEL TYPE                  FUEL ID            33           0           0

-------- YEAR 2012 --------
```

-------- YEAR 2013 --------

-------- YEAR 2014 --------

-------- YEAR 2015 --------

-------- YEAR 2016 --------

-------- YEAR 2017 --------

-------- YEAR 2018 --------

-------- YEAR 2019 --------

-------- YEAR 2020 --------

-------- YEAR 2021 --------

-------- YEAR 2022 --------

-------- YEAR 2023 --------

-------- YEAR 2024 --------

-------- YEAR 2025 --------

-------- YEAR 2026 --------

-------- YEAR 2027 --------

-------- YEAR 2028 --------

-------- YEAR 2029 --------

-------- YEAR 2030 --------

-------- YEAR 2031 --------

-------- YEAR 2032 --------

-------- YEAR 2033 --------

-------- YEAR 2034 --------

-------- YEAR 2035 --------

-------- YEAR 2036 --------

-------- YEAR 2037 --------

-------- YEAR 2038 --------

-------- YEAR 2039 --------

-------- YEAR 2040 --------

THERMAL UNIT	285	KMR_F_HM	2	
UNIT FUELS		1	2	3
-------- YEAR 2011 --------				
MINIMUM BURN PCT	%	100.00	0.00	0.00
UNIT FUEL AUXILIARY COSTS	$/MBTU	0.00	0.00	0.00

NOTE: DATA DISPLAYED AFTER 2011 ONLY IF
VALUE CHANGED FROM PREVIOUS YEAR.

AEP EAST
GENERATION AND FUEL MODULE
INPUT SUMMARY REPORT

QUALIFIER = GAF.INPUT.THERMAL UNIT.

THERMAL UNIT	285	KMR_F_HM 2		
UNIT FUELS		1	2	3
-------- YEAR 2011 --------				
UNIT FUEL TYPE	FUEL ID	34	0	0
-------- YEAR 2012 --------				
-------- YEAR 2013 --------				
-------- YEAR 2014 --------				
-------- YEAR 2015 --------				
-------- YEAR 2016 --------				
-------- YEAR 2017 --------				
-------- YEAR 2018 --------				
-------- YEAR 2019 --------				
-------- YEAR 2020 --------				
-------- YEAR 2021 --------				
-------- YEAR 2022 --------				
-------- YEAR 2023 --------				
-------- YEAR 2024 --------				
-------- YEAR 2025 --------				
-------- YEAR 2026 --------				
-------- YEAR 2027 --------				
-------- YEAR 2028 --------				
-------- YEAR 2029 --------				
-------- YEAR 2030 --------				
-------- YEAR 2031 --------				
-------- YEAR 2032 --------				
-------- YEAR 2033 --------				
-------- YEAR 2034 --------				
-------- YEAR 2035 --------				
-------- YEAR 2036 --------				
-------- YEAR 2037 --------				
-------- YEAR 2038 --------				
-------- YEAR 2039 --------				
-------- YEAR 2040 --------				
THERMAL UNIT	286	KMR_F_GP 2		
UNIT FUELS		1	2	3
-------- YEAR 2011 --------				
MINIMUM BURN PCT	%	100.00	0.00	0.00
UNIT FUEL AUXILIARY COSTS	$/MBTU	0.00	0.00	0.00
UNIT FUEL TYPE	FUEL ID	34	0	0
-------- YEAR 2012 --------				
-------- YEAR 2013 --------				
-------- YEAR 2014 --------				
-------- YEAR 2015 --------				
-------- YEAR 2016 --------				
-------- YEAR 2017 --------				
-------- YEAR 2018 --------				
-------- YEAR 2019 --------				
-------- YEAR 2020 --------				
-------- YEAR 2021 --------				
-------- YEAR 2022 --------				
-------- YEAR 2023 --------				
-------- YEAR 2024 --------				
-------- YEAR 2025 --------				

-------- YEAR 2026 --------

-------- YEAR 2027 --------

-------- YEAR 2028 --------

-------- YEAR 2029 --------

-------- YEAR 2030 --------

-------- YEAR 2031 --------

-------- YEAR 2032 --------

-------- YEAR 2033 --------

-------- YEAR 2034 --------

-------- YEAR 2035 --------

-------- YEAR 2036 --------

-------- YEAR 2037 --------

-------- YEAR 2038 --------

-------- YEAR 2039 --------

-------- YEAR 2040 --------

THERMAL UNIT	287	KMR_F_HM	3	
UNIT FUELS		1	2	3

-------- YEAR 2011 --------

MINIMUM BURN PCT	%	100.00	0.00	0.00
UNIT FUEL AUXILIARY COSTS	$/MBTU	0.00	0.00	0.00
UNIT FUEL TYPE	FUEL ID	35	0	0

-------- YEAR 2012 --------

-------- YEAR 2013 --------

-------- YEAR 2014 --------

-------- YEAR 2015 --------

-------- YEAR 2016 --------

-------- YEAR 2017 --------

-------- YEAR 2018 --------

-------- YEAR 2019 --------

-------- YEAR 2020 --------

-------- YEAR 2021 --------

-------- YEAR 2022 --------

-------- YEAR 2023 --------

NOTE: DATA DISPLAYED AFTER 2011 ONLY IF
VALUE CHANGED FROM PREVIOUS YEAR.

AEP EAST
GENERATION AND FUEL MODULE
INPUT SUMMARY REPORT

QUALIFIER = GAF.INPUT.THERMAL UNIT.

THERMAL UNIT	287	KMR_F_HM	3		
UNIT FUELS			1	2	3

-------- YEAR 2024 --------

-------- YEAR 2025 --------

-------- YEAR 2026 --------

-------- YEAR 2027 --------

-------- YEAR 2028 --------

-------- YEAR 2029 --------

-------- YEAR 2030 --------

-------- YEAR 2031 --------

-------- YEAR 2032 --------

-------- YEAR 2033 --------

-------- YEAR 2034 --------

-------- YEAR 2035 --------

-------- YEAR 2036 --------

-------- YEAR 2037 --------

-------- YEAR 2038 --------

-------- YEAR 2039 --------

-------- YEAR 2040 --------

THERMAL UNIT	288	KMR_F_GP	3		
UNIT FUELS			1	2	3

-------- YEAR 2011 --------

MINIMUM BURN PCT	%	100.00	0.00	0.00
UNIT FUEL AUXILIARY COSTS	$/MBTU	0.00	0.00	0.00
UNIT FUEL TYPE	FUEL ID	35	0	0

-------- YEAR 2012 --------

-------- YEAR 2013 --------

-------- YEAR 2014 --------

-------- YEAR 2015 --------

-------- YEAR 2016 --------

-------- YEAR 2017 --------

-------- YEAR 2018 --------

-------- YEAR 2019 --------

-------- YEAR 2020 --------

-------- YEAR 2021 --------

-------- YEAR 2022 --------

-------- YEAR 2023 --------

-------- YEAR 2024 --------

-------- YEAR 2025 --------

-------- YEAR 2026 --------

-------- YEAR 2027 --------

-------- YEAR 2028 --------

-------- YEAR 2029 --------

-------- YEAR 2030 --------

-------- YEAR 2031 --------

-------- YEAR 2032 --------

-------- YEAR 2033 --------

-------- YEAR 2034 --------

-------- YEAR 2035 --------

-------- YEAR 2036 --------

-------- YEAR 2037 --------

-------- YEAR 2038 --------

-------- YEAR 2039 --------

-------- YEAR 2040 --------

THERMAL UNIT	289	KWA_1_HM	1	
UNIT FUELS		1	2	3

-------- YEAR 2011 --------

MINIMUM BURN PCT	%	100.00	0.00	0.00
UNIT FUEL AUXILIARY COSTS	$/MBTU	0.00	0.00	0.00
UNIT FUEL TYPE	FUEL ID	36	0	0

-------- YEAR 2012 --------

-------- YEAR 2013 --------

-------- YEAR 2014 --------

-------- YEAR 2015 --------

-------- YEAR 2016 --------

-------- YEAR 2017 --------

-------- YEAR 2018 --------

-------- YEAR 2019 --------

-------- YEAR 2020 --------

-------- YEAR 2021 --------

-------- YEAR 2022 --------

-------- YEAR 2023 --------

-------- YEAR 2024 --------

-------- YEAR 2025 --------

-------- YEAR 2026 --------

-------- YEAR 2027 --------

-------- YEAR 2028 --------

-------- YEAR 2029 --------

-------- YEAR 2030 --------

-------- YEAR 2031 --------

-------- YEAR 2032 --------

-------- YEAR 2033 --------

-------- YEAR 2034 --------

-------- YEAR 2035 --------

-------- YEAR 2036 --------

NOTE: DATA DISPLAYED AFTER 2011 ONLY IF
VALUE CHANGED FROM PREVIOUS YEAR.

AEP EAST
GENERATION AND FUEL MODULE
INPUT SUMMARY REPORT

QUALIFIER = GAF.INPUT.THERMAL UNIT.

THERMAL UNIT	289	KWA_1_HM 1		
UNIT FUELS		1	2	3
-------- YEAR 2037 --------				
-------- YEAR 2038 --------				
-------- YEAR 2039 --------				
-------- YEAR 2040 --------				
THERMAL UNIT	290	KWA_1_15 1		
UNIT FUELS		1	2	3
-------- YEAR 2011 --------				
MINIMUM BURN PCT	%	100.00	0.00	0.00
UNIT FUEL AUXILIARY COSTS	$/MBTU	0.00	0.00	0.00
UNIT FUEL TYPE	FUEL ID	36	0	0
-------- YEAR 2012 --------				
-------- YEAR 2013 --------				
-------- YEAR 2014 --------				
-------- YEAR 2015 --------				
-------- YEAR 2016 --------				
-------- YEAR 2017 --------				
-------- YEAR 2018 --------				
-------- YEAR 2019 --------				
-------- YEAR 2020 --------				
-------- YEAR 2021 --------				
-------- YEAR 2022 --------				
-------- YEAR 2023 --------				
-------- YEAR 2024 --------				
-------- YEAR 2025 --------				
-------- YEAR 2026 --------				
-------- YEAR 2027 --------				
-------- YEAR 2028 --------				
-------- YEAR 2029 --------				
-------- YEAR 2030 --------				
-------- YEAR 2031 --------				
-------- YEAR 2032 --------				
-------- YEAR 2033 --------				
-------- YEAR 2034 --------				
-------- YEAR 2035 --------				
-------- YEAR 2036 --------				
-------- YEAR 2037 --------				
-------- YEAR 2038 --------				
-------- YEAR 2039 --------				
-------- YEAR 2040 --------				
THERMAL UNIT	291	KWA_2_HM 2		
UNIT FUELS		1	2	3
-------- YEAR 2011 --------				
MINIMUM BURN PCT	%	100.00	0.00	0.00
UNIT FUEL AUXILIARY COSTS	$/MBTU	0.00	0.00	0.00
UNIT FUEL TYPE	FUEL ID	37	0	0
-------- YEAR 2012 --------				
-------- YEAR 2013 --------				
-------- YEAR 2014 --------				
-------- YEAR 2015 --------				
-------- YEAR 2016 --------				
-------- YEAR 2017 --------				
-------- YEAR 2018 --------				

-------- YEAR 2019 --------

-------- YEAR 2020 --------

-------- YEAR 2021 --------

-------- YEAR 2022 --------

-------- YEAR 2023 --------

-------- YEAR 2024 --------

-------- YEAR 2025 --------

-------- YEAR 2026 --------

-------- YEAR 2027 --------

-------- YEAR 2028 --------

-------- YEAR 2029 --------

-------- YEAR 2030 --------

-------- YEAR 2031 --------

-------- YEAR 2032 --------

-------- YEAR 2033 --------

-------- YEAR 2034 --------

-------- YEAR 2035 --------

-------- YEAR 2036 --------

-------- YEAR 2037 --------

-------- YEAR 2038 --------

-------- YEAR 2039 --------

-------- YEAR 2040 --------

THERMAL UNIT	292	KWA_2_15	2	
UNIT FUELS		1	2	3

-------- YEAR 2011 --------

MINIMUM BURN PCT	%	100.00	0.00	0.00
UNIT FUEL AUXILIARY COSTS	$/MBTU	0.00	0.00	0.00
UNIT FUEL TYPE	FUEL ID	37	0	0

-------- YEAR 2012 --------

-------- YEAR 2013 --------

-------- YEAR 2014 --------

-------- YEAR 2015 --------

-------- YEAR 2016 --------

NOTE: DATA DISPLAYED AFTER 2011 ONLY IF
VALUE CHANGED FROM PREVIOUS YEAR.

AEP EAST
GENERATION AND FUEL MODULE
INPUT SUMMARY REPORT

QUALIFIER = GAF.INPUT.THERMAL UNIT.

THERMAL UNIT	292	KWA_2_15	2		
UNIT FUELS			1	2	3

-------- YEAR 2017 --------

-------- YEAR 2018 --------

-------- YEAR 2019 --------

-------- YEAR 2020 --------

-------- YEAR 2021 --------

-------- YEAR 2022 --------

-------- YEAR 2023 --------

-------- YEAR 2024 --------

-------- YEAR 2025 --------

-------- YEAR 2026 --------

-------- YEAR 2027 --------

-------- YEAR 2028 --------

-------- YEAR 2029 --------

-------- YEAR 2030 --------

-------- YEAR 2031 --------

-------- YEAR 2032 --------

-------- YEAR 2033 --------

-------- YEAR 2034 --------

-------- YEAR 2035 --------

-------- YEAR 2036 --------

-------- YEAR 2037 --------

-------- YEAR 2038 --------

-------- YEAR 2039 --------

-------- YEAR 2040 --------

THERMAL UNIT	293	MSKR1_HM	1		
UNIT FUELS			1	2	3

-------- YEAR 2011 --------

MINIMUM BURN PCT	%	100.00	0.00	0.00
UNIT FUEL AUXILIARY COSTS	$/MBTU	0.00	0.00	0.00
UNIT FUEL TYPE	FUEL ID	46	0	0

-------- YEAR 2012 --------

-------- YEAR 2013 --------

-------- YEAR 2014 --------

-------- YEAR 2015 --------

-------- YEAR 2016 --------

-------- YEAR 2017 --------

-------- YEAR 2018 --------

-------- YEAR 2019 --------

-------- YEAR 2020 --------

-------- YEAR 2021 --------

-------- YEAR 2022 --------

-------- YEAR 2023 --------

-------- YEAR 2024 --------

-------- YEAR 2025 --------

-------- YEAR 2026 --------

-------- YEAR 2027 --------

-------- YEAR 2028 --------

-------- YEAR 2029 --------

-------- YEAR 2030 --------

-------- YEAR 2031 --------

-------- YEAR 2032 --------

-------- YEAR 2033 --------

-------- YEAR 2034 --------

-------- YEAR 2035 --------

-------- YEAR 2036 --------

-------- YEAR 2037 --------

-------- YEAR 2038 --------

-------- YEAR 2039 --------

-------- YEAR 2040 --------

THERMAL UNIT	294	MSKR1_12	1	
UNIT FUELS		1	2	3

-------- YEAR 2011 --------

MINIMUM BURN PCT	%	100.00	0.00	0.00
UNIT FUEL AUXILIARY COSTS	$/MBTU	0.00	0.00	0.00
UNIT FUEL TYPE	FUEL ID	46	0	0

-------- YEAR 2012 --------

-------- YEAR 2013 --------

-------- YEAR 2014 --------

-------- YEAR 2015 --------

-------- YEAR 2016 --------

-------- YEAR 2017 --------

-------- YEAR 2018 --------

-------- YEAR 2019 --------

-------- YEAR 2020 --------

-------- YEAR 2021 --------

-------- YEAR 2022 --------

-------- YEAR 2023 --------

-------- YEAR 2024 --------

-------- YEAR 2025 --------

-------- YEAR 2026 --------

-------- YEAR 2027 --------

-------- YEAR 2028 --------

-------- YEAR 2029 --------

NOTE: DATA DISPLAYED AFTER 2011 ONLY IF
VALUE CHANGED FROM PREVIOUS YEAR.

AEP EAST
GENERATION AND FUEL MODULE
INPUT SUMMARY REPORT

QUALIFIER = GAF.INPUT.THERMAL UNIT.

THERMAL UNIT 294 MSKR1_12 1
UNIT FUELS 1 2 3

-------- YEAR 2030 --------

-------- YEAR 2031 --------

-------- YEAR 2032 --------

-------- YEAR 2033 --------

-------- YEAR 2034 --------

-------- YEAR 2035 --------

-------- YEAR 2036 --------

-------- YEAR 2037 --------

-------- YEAR 2038 --------

-------- YEAR 2039 --------

-------- YEAR 2040 --------

THERMAL UNIT 295 MSKR2_HM 2
UNIT FUELS 1 2 3

-------- YEAR 2011 --------

MINIMUM BURN PCT	%	100.00	0.00	0.00
UNIT FUEL AUXILIARY COSTS	$/MBTU	0.00	0.00	0.00
UNIT FUEL TYPE	FUEL ID	47	0	0

-------- YEAR 2012 --------

-------- YEAR 2013 --------

-------- YEAR 2014 --------

-------- YEAR 2015 --------

-------- YEAR 2016 --------

-------- YEAR 2017 --------

-------- YEAR 2018 --------

-------- YEAR 2019 --------

-------- YEAR 2020 --------

-------- YEAR 2021 --------

-------- YEAR 2022 --------

-------- YEAR 2023 --------

-------- YEAR 2024 --------

-------- YEAR 2025 --------

-------- YEAR 2026 --------

-------- YEAR 2027 --------

-------- YEAR 2028 --------

-------- YEAR 2029 --------

-------- YEAR 2030 --------

-------- YEAR 2031 --------

-------- YEAR 2032 --------

-------- YEAR 2033 --------

-------- YEAR 2034 --------

-------- YEAR 2035 --------

-------- YEAR 2036 --------

-------- YEAR 2037 --------

-------- YEAR 2038 --------

-------- YEAR 2039 --------

-------- YEAR 2040 --------

THERMAL UNIT 296 MSKR2_12 2
UNIT FUELS 1 2 3

-------- YEAR 2011 --------

MINIMUM BURN PCT	%	100.00	0.00	0.00
UNIT FUEL AUXILIARY COSTS	$/MBTU	0.00	0.00	0.00
UNIT FUEL TYPE	FUEL ID	47	0	0

-------- YEAR 2012 --------

-------- YEAR 2013 --------

-------- YEAR 2014 --------

-------- YEAR 2015 --------

-------- YEAR 2016 --------

-------- YEAR 2017 --------

-------- YEAR 2018 --------

-------- YEAR 2019 --------

-------- YEAR 2020 --------

-------- YEAR 2021 --------

-------- YEAR 2022 --------

-------- YEAR 2023 --------

-------- YEAR 2024 --------

-------- YEAR 2025 --------

-------- YEAR 2026 --------

-------- YEAR 2027 --------

-------- YEAR 2028 --------

-------- YEAR 2029 --------

-------- YEAR 2030 --------

-------- YEAR 2031 --------

-------- YEAR 2032 --------

-------- YEAR 2033 --------

-------- YEAR 2034 --------

-------- YEAR 2035 --------

-------- YEAR 2036 --------

-------- YEAR 2037 --------

-------- YEAR 2038 --------

-------- YEAR 2039 --------

-------- YEAR 2040 --------

NOTE: DATA DISPLAYED AFTER 2011 ONLY IF
VALUE CHANGED FROM PREVIOUS YEAR.

AEP EAST
GENERATION AND FUEL MODULE
INPUT SUMMARY REPORT

QUALIFIER = GAF.INPUT.THERMAL UNIT.

THERMAL UNIT	297	MSKR3_GP	3	
UNIT FUELS		1	2	3
-------- YEAR 2011 --------				
MINIMUM BURN PCT	%	100.00	0.00	0.00
UNIT FUEL AUXILIARY COSTS	$/MBTU	0.00	0.00	0.00
UNIT FUEL TYPE	FUEL ID	48	0	0
-------- YEAR 2012 --------				
-------- YEAR 2013 --------				
-------- YEAR 2014 --------				
-------- YEAR 2015 --------				
-------- YEAR 2016 --------				
-------- YEAR 2017 --------				
-------- YEAR 2018 --------				
-------- YEAR 2019 --------				
-------- YEAR 2020 --------				
-------- YEAR 2021 --------				
-------- YEAR 2022 --------				
-------- YEAR 2023 --------				
-------- YEAR 2024 --------				
-------- YEAR 2025 --------				
-------- YEAR 2026 --------				
-------- YEAR 2027 --------				
-------- YEAR 2028 --------				
-------- YEAR 2029 --------				
-------- YEAR 2030 --------				
-------- YEAR 2031 --------				
-------- YEAR 2032 --------				
-------- YEAR 2033 --------				
-------- YEAR 2034 --------				
-------- YEAR 2035 --------				
-------- YEAR 2036 --------				
-------- YEAR 2037 --------				
-------- YEAR 2038 --------				
-------- YEAR 2039 --------				
-------- YEAR 2040 --------				
THERMAL UNIT	298	MR3HM_12	3	
UNIT FUELS		1	2	3
-------- YEAR 2011 --------				
MINIMUM BURN PCT	%	100.00	0.00	0.00
UNIT FUEL AUXILIARY COSTS	$/MBTU	0.00	0.00	0.00
UNIT FUEL TYPE	FUEL ID	48	0	0
-------- YEAR 2012 --------				
-------- YEAR 2013 --------				
-------- YEAR 2014 --------				
-------- YEAR 2015 --------				
-------- YEAR 2016 --------				
-------- YEAR 2017 --------				
-------- YEAR 2018 --------				
-------- YEAR 2019 --------				
-------- YEAR 2020 --------				
-------- YEAR 2021 --------				
-------- YEAR 2022 --------				
-------- YEAR 2023 --------				
-------- YEAR 2024 --------				

-------- YEAR 2025 --------

-------- YEAR 2026 --------

-------- YEAR 2027 --------

-------- YEAR 2028 --------

-------- YEAR 2029 --------

-------- YEAR 2030 --------

-------- YEAR 2031 --------

-------- YEAR 2032 --------

-------- YEAR 2033 --------

-------- YEAR 2034 --------

-------- YEAR 2035 --------

-------- YEAR 2036 --------

-------- YEAR 2037 --------

-------- YEAR 2038 --------

-------- YEAR 2039 --------

-------- YEAR 2040 --------

THERMAL UNIT	299	MSKR4_GP 4		
UNIT FUELS		1	2	3

-------- YEAR 2011 --------

MINIMUM BURN PCT	%	100.00	0.00	0.00
UNIT FUEL AUXILIARY COSTS	$/MBTU	0.00	0.00	0.00
UNIT FUEL TYPE	FUEL ID	49	0	0

-------- YEAR 2012 --------

-------- YEAR 2013 --------

-------- YEAR 2014 --------

-------- YEAR 2015 --------

-------- YEAR 2016 --------

-------- YEAR 2017 --------

-------- YEAR 2018 --------

-------- YEAR 2019 --------

-------- YEAR 2020 --------

-------- YEAR 2021 --------

-------- YEAR 2022 --------

NOTE: DATA DISPLAYED AFTER 2011 ONLY IF
VALUE CHANGED FROM PREVIOUS YEAR.

AEP EAST
GENERATION AND FUEL MODULE
INPUT SUMMARY REPORT

QUALIFIER = GAF.INPUT.THERMAL UNIT.

THERMAL UNIT	299	MSKR4_GP	4	
UNIT FUELS		1	2	3

-------- YEAR 2023 --------

-------- YEAR 2024 --------

-------- YEAR 2025 --------

-------- YEAR 2026 --------

-------- YEAR 2027 --------

-------- YEAR 2028 --------

-------- YEAR 2029 --------

-------- YEAR 2030 --------

-------- YEAR 2031 --------

-------- YEAR 2032 --------

-------- YEAR 2033 --------

-------- YEAR 2034 --------

-------- YEAR 2035 --------

-------- YEAR 2036 --------

-------- YEAR 2037 --------

-------- YEAR 2038 --------

-------- YEAR 2039 --------

-------- YEAR 2040 --------

THERMAL UNIT	300	M4HM_12	4	
UNIT FUELS		1	2	3

-------- YEAR 2011 --------

MINIMUM BURN PCT	%	100.00	0.00	0.00
UNIT FUEL AUXILIARY COSTS	$/MBTU	0.00	0.00	0.00
UNIT FUEL TYPE	FUEL ID	49	0	0

-------- YEAR 2012 --------

-------- YEAR 2013 --------

-------- YEAR 2014 --------

-------- YEAR 2015 --------

-------- YEAR 2016 --------

-------- YEAR 2017 --------

-------- YEAR 2018 --------

-------- YEAR 2019 --------

-------- YEAR 2020 --------

-------- YEAR 2021 --------

-------- YEAR 2022 --------

-------- YEAR 2023 --------

-------- YEAR 2024 --------

-------- YEAR 2025 --------

-------- YEAR 2026 --------

-------- YEAR 2027 --------

-------- YEAR 2028 --------

-------- YEAR 2029 --------

-------- YEAR 2030 --------

-------- YEAR 2031 --------

-------- YEAR 2032 --------

-------- YEAR 2033 --------

-------- YEAR 2034 --------

-------- YEAR 2035 --------

-------- YEAR 2036 --------

-------- YEAR 2037 --------

-------- YEAR 2038 --------

-------- YEAR 2039 --------

-------- YEAR 2040 --------

THERMAL UNIT	301	PICWY_HM	5	
UNIT FUELS		1	2	3

-------- YEAR 2011 --------

MINIMUM BURN PCT	%	100.00	0.00	0.00
UNIT FUEL AUXILIARY COSTS	$/MBTU	0.00	0.00	0.00
UNIT FUEL TYPE	FUEL ID	56	0	0

-------- YEAR 2012 --------

-------- YEAR 2013 --------

-------- YEAR 2014 --------

-------- YEAR 2015 --------

-------- YEAR 2016 --------

-------- YEAR 2017 --------

-------- YEAR 2018 --------

-------- YEAR 2019 --------

-------- YEAR 2020 --------

-------- YEAR 2021 --------

-------- YEAR 2022 --------

-------- YEAR 2023 --------

-------- YEAR 2024 --------

-------- YEAR 2025 --------

-------- YEAR 2026 --------

-------- YEAR 2027 --------

-------- YEAR 2028 --------

-------- YEAR 2029 --------

-------- YEAR 2030 --------

-------- YEAR 2031 --------

-------- YEAR 2032 --------

-------- YEAR 2033 --------

-------- YEAR 2034 --------

-------- YEAR 2035 --------

NOTE: DATA DISPLAYED AFTER 2011 ONLY IF
VALUE CHANGED FROM PREVIOUS YEAR.

AEP EAST
GENERATION AND FUEL MODULE
INPUT SUMMARY REPORT

QUALIFIER = GAF.INPUT.THERMAL UNIT.

THERMAL UNIT	301	PICWY_HM 5		
UNIT FUELS		1	2	3
-------- YEAR 2036 --------				
-------- YEAR 2037 --------				
-------- YEAR 2038 --------				
-------- YEAR 2039 --------				
-------- YEAR 2040 --------				
THERMAL UNIT	302	PICWY_GP 5		
UNIT FUELS		1	2	3
-------- YEAR 2011 --------				
MINIMUM BURN PCT	%	100.00	0.00	0.00
UNIT FUEL AUXILIARY COSTS	$/MBTU	0.00	0.00	0.00
UNIT FUEL TYPE	FUEL ID	56	0	0
-------- YEAR 2012 --------				
-------- YEAR 2013 --------				
-------- YEAR 2014 --------				
-------- YEAR 2015 --------				
-------- YEAR 2016 --------				
-------- YEAR 2017 --------				
-------- YEAR 2018 --------				
-------- YEAR 2019 --------				
-------- YEAR 2020 --------				
-------- YEAR 2021 --------				
-------- YEAR 2022 --------				
-------- YEAR 2023 --------				
-------- YEAR 2024 --------				
-------- YEAR 2025 --------				
-------- YEAR 2026 --------				
-------- YEAR 2027 --------				
-------- YEAR 2028 --------				
-------- YEAR 2029 --------				
-------- YEAR 2030 --------				
-------- YEAR 2031 --------				
-------- YEAR 2032 --------				
-------- YEAR 2033 --------				
-------- YEAR 2034 --------				
-------- YEAR 2035 --------				
-------- YEAR 2036 --------				
-------- YEAR 2037 --------				
-------- YEAR 2038 --------				
-------- YEAR 2039 --------				
-------- YEAR 2040 --------				
THERMAL UNIT	303	SP1_F_HM 1		
UNIT FUELS		1	2	3
-------- YEAR 2011 --------				
MINIMUM BURN PCT	%	100.00	0.00	0.00
UNIT FUEL AUXILIARY COSTS	$/MBTU	0.00	0.00	0.00
UNIT FUEL TYPE	FUEL ID	51	0	0
-------- YEAR 2012 --------				
-------- YEAR 2013 --------				
-------- YEAR 2014 --------				
-------- YEAR 2015 --------				
-------- YEAR 2016 --------				
-------- YEAR 2017 --------				

-------- YEAR 2018 --------

-------- YEAR 2019 --------

-------- YEAR 2020 --------

-------- YEAR 2021 --------

-------- YEAR 2022 --------

-------- YEAR 2023 --------

-------- YEAR 2024 --------

-------- YEAR 2025 --------

-------- YEAR 2026 --------

-------- YEAR 2027 --------

-------- YEAR 2028 --------

-------- YEAR 2029 --------

-------- YEAR 2030 --------

-------- YEAR 2031 --------

-------- YEAR 2032 --------

-------- YEAR 2033 --------

-------- YEAR 2034 --------

-------- YEAR 2035 --------

-------- YEAR 2036 --------

-------- YEAR 2037 --------

-------- YEAR 2038 --------

-------- YEAR 2039 --------

-------- YEAR 2040 --------

THERMAL UNIT	304	SP1_F_15	1	
UNIT FUELS		1	2	3

-------- YEAR 2011 --------

MINIMUM BURN PCT	%	100.00	0.00	0.00
UNIT FUEL AUXILIARY COSTS	$/MBTU	0.00	0.00	0.00
UNIT FUEL TYPE	FUEL ID	51	0	0

-------- YEAR 2012 --------

-------- YEAR 2013 --------

-------- YEAR 2014 --------

-------- YEAR 2015 --------

NOTE: DATA DISPLAYED AFTER 2011 ONLY IF
VALUE CHANGED FROM PREVIOUS YEAR.

AEP EAST
GENERATION AND FUEL MODULE
INPUT SUMMARY REPORT

QUALIFIER = GAF.INPUT.THERMAL UNIT.

THERMAL UNIT	304	SP1_F_15	1	
UNIT FUELS		1	2	3

-------- YEAR 2016 --------

-------- YEAR 2017 --------

-------- YEAR 2018 --------

-------- YEAR 2019 --------

-------- YEAR 2020 --------

-------- YEAR 2021 --------

-------- YEAR 2022 --------

-------- YEAR 2023 --------

-------- YEAR 2024 --------

-------- YEAR 2025 --------

-------- YEAR 2026 --------

-------- YEAR 2027 --------

-------- YEAR 2028 --------

-------- YEAR 2029 --------

-------- YEAR 2030 --------

-------- YEAR 2031 --------

-------- YEAR 2032 --------

-------- YEAR 2033 --------

-------- YEAR 2034 --------

-------- YEAR 2035 --------

-------- YEAR 2036 --------

-------- YEAR 2037 --------

-------- YEAR 2038 --------

-------- YEAR 2039 --------

-------- YEAR 2040 --------

THERMAL UNIT	305	SP2_F_HM	2	
UNIT FUELS		1	2	3

-------- YEAR 2011 --------

MINIMUM BURN PCT	%	100.00	0.00	0.00
UNIT FUEL AUXILIARY COSTS	$/MBTU	0.00	0.00	0.00
UNIT FUEL TYPE	FUEL ID	52	0	0

-------- YEAR 2012 --------

-------- YEAR 2013 --------

-------- YEAR 2014 --------

-------- YEAR 2015 --------

-------- YEAR 2016 --------

-------- YEAR 2017 --------

-------- YEAR 2018 --------

-------- YEAR 2019 --------

-------- YEAR 2020 --------

-------- YEAR 2021 --------

-------- YEAR 2022 --------

-------- YEAR 2023 --------

-------- YEAR 2024 --------

-------- YEAR 2025 --------

-------- YEAR 2026 --------

-------- YEAR 2027 --------

-------- YEAR 2028 --------

-------- YEAR 2029 --------

-------- YEAR 2030 --------

-------- YEAR 2031 --------

-------- YEAR 2032 --------

-------- YEAR 2033 --------

-------- YEAR 2034 --------

-------- YEAR 2035 --------

-------- YEAR 2036 --------

-------- YEAR 2037 --------

-------- YEAR 2038 --------

-------- YEAR 2039 --------

-------- YEAR 2040 --------

THERMAL UNIT	306	SP2_F_15	2	
UNIT FUELS		1	2	3

-------- YEAR 2011 --------

MINIMUM BURN PCT	%	100.00	0.00	0.00
UNIT FUEL AUXILIARY COSTS	$/MBTU	0.00	0.00	0.00
UNIT FUEL TYPE	FUEL ID	52	0	0

-------- YEAR 2012 --------

-------- YEAR 2013 --------

-------- YEAR 2014 --------

-------- YEAR 2015 --------

-------- YEAR 2016 --------

-------- YEAR 2017 --------

-------- YEAR 2018 --------

-------- YEAR 2019 --------

-------- YEAR 2020 --------

-------- YEAR 2021 --------

-------- YEAR 2022 --------

-------- YEAR 2023 --------

-------- YEAR 2024 --------

-------- YEAR 2025 --------

-------- YEAR 2026 --------

-------- YEAR 2027 --------

-------- YEAR 2028 --------

NOTE: DATA DISPLAYED AFTER 2011 ONLY IF
VALUE CHANGED FROM PREVIOUS YEAR.

AEP EAST
GENERATION AND FUEL MODULE
INPUT SUMMARY REPORT

QUALIFIER = GAF.INPUT.THERMAL UNIT.

THERMAL UNIT	306	SP2_F_15	2		
UNIT FUELS		1		2	3
-------- YEAR 2029 --------					
-------- YEAR 2030 --------					
-------- YEAR 2031 --------					
-------- YEAR 2032 --------					
-------- YEAR 2033 --------					
-------- YEAR 2034 --------					
-------- YEAR 2035 --------					
-------- YEAR 2036 --------					
-------- YEAR 2037 --------					
-------- YEAR 2038 --------					
-------- YEAR 2039 --------					
-------- YEAR 2040 --------					
THERMAL UNIT	307	SP3_Q_HM	3		
UNIT FUELS		1		2	3
-------- YEAR 2011 --------					
MINIMUM BURN PCT	%	100.00		0.00	0.00
UNIT FUEL AUXILIARY COSTS	$/MBTU	0.00		0.00	0.00
UNIT FUEL TYPE	FUEL ID	53		0	0
-------- YEAR 2012 --------					
-------- YEAR 2013 --------					
-------- YEAR 2014 --------					
-------- YEAR 2015 --------					
-------- YEAR 2016 --------					
-------- YEAR 2017 --------					
-------- YEAR 2018 --------					
-------- YEAR 2019 --------					
-------- YEAR 2020 --------					
-------- YEAR 2021 --------					
-------- YEAR 2022 --------					
-------- YEAR 2023 --------					
-------- YEAR 2024 --------					
-------- YEAR 2025 --------					
-------- YEAR 2026 --------					
-------- YEAR 2027 --------					
-------- YEAR 2028 --------					
-------- YEAR 2029 --------					
-------- YEAR 2030 --------					
-------- YEAR 2031 --------					
-------- YEAR 2032 --------					
-------- YEAR 2033 --------					
-------- YEAR 2034 --------					
-------- YEAR 2035 --------					
-------- YEAR 2036 --------					
-------- YEAR 2037 --------					
-------- YEAR 2038 --------					
-------- YEAR 2039 --------					
-------- YEAR 2040 --------					
THERMAL UNIT	308	SP3_Q_15	3		
UNIT FUELS		1		2	3
-------- YEAR 2011 --------					
MINIMUM BURN PCT	%	100.00		0.00	0.00
UNIT FUEL AUXILIARY COSTS	$/MBTU	0.00		0.00	0.00

UNIT FUEL TYPE FUEL ID 53 0 0

-------- YEAR 2012 --------

-------- YEAR 2013 --------

-------- YEAR 2014 --------

-------- YEAR 2015 --------

-------- YEAR 2016 --------

-------- YEAR 2017 --------

-------- YEAR 2018 --------

-------- YEAR 2019 --------

-------- YEAR 2020 --------

-------- YEAR 2021 --------

-------- YEAR 2022 --------

-------- YEAR 2023 --------

-------- YEAR 2024 --------

-------- YEAR 2025 --------

-------- YEAR 2026 --------

-------- YEAR 2027 --------

-------- YEAR 2028 --------

-------- YEAR 2029 --------

-------- YEAR 2030 --------

-------- YEAR 2031 --------

-------- YEAR 2032 --------

-------- YEAR 2033 --------

-------- YEAR 2034 --------

-------- YEAR 2035 --------

-------- YEAR 2036 --------

-------- YEAR 2037 --------

-------- YEAR 2038 --------

-------- YEAR 2039 --------

-------- YEAR 2040 --------

NOTE: DATA DISPLAYED AFTER 2011 ONLY IF
VALUE CHANGED FROM PREVIOUS YEAR.

AEP EAST
GENERATION AND FUEL MODULE
INPUT SUMMARY REPORT

QUALIFIER = GAF.INPUT.THERMAL UNIT.

THERMAL UNIT	309	SP4_Q_HM	4	
UNIT FUELS		1	2	3
-------- YEAR 2011 --------				
MINIMUM BURN PCT	%	100.00	0.00	0.00
UNIT FUEL AUXILIARY COSTS	$/MBTU	0.00	0.00	0.00
UNIT FUEL TYPE	FUEL ID	54	0	0
-------- YEAR 2012 --------				
-------- YEAR 2013 --------				
-------- YEAR 2014 --------				
-------- YEAR 2015 --------				
-------- YEAR 2016 --------				
-------- YEAR 2017 --------				
-------- YEAR 2018 --------				
-------- YEAR 2019 --------				
-------- YEAR 2020 --------				
-------- YEAR 2021 --------				
-------- YEAR 2022 --------				
-------- YEAR 2023 --------				
-------- YEAR 2024 --------				
-------- YEAR 2025 --------				
-------- YEAR 2026 --------				
-------- YEAR 2027 --------				
-------- YEAR 2028 --------				
-------- YEAR 2029 --------				
-------- YEAR 2030 --------				
-------- YEAR 2031 --------				
-------- YEAR 2032 --------				
-------- YEAR 2033 --------				
-------- YEAR 2034 --------				
-------- YEAR 2035 --------				
-------- YEAR 2036 --------				
-------- YEAR 2037 --------				
-------- YEAR 2038 --------				
-------- YEAR 2039 --------				
-------- YEAR 2040 --------				

THERMAL UNIT	310	SP4_Q_15	4	
UNIT FUELS		1	2	3
-------- YEAR 2011 --------				
MINIMUM BURN PCT	%	100.00	0.00	0.00
UNIT FUEL AUXILIARY COSTS	$/MBTU	0.00	0.00	0.00
UNIT FUEL TYPE	FUEL ID	54	0	0
-------- YEAR 2012 --------				
-------- YEAR 2013 --------				
-------- YEAR 2014 --------				
-------- YEAR 2015 --------				
-------- YEAR 2016 --------				
-------- YEAR 2017 --------				
-------- YEAR 2018 --------				
-------- YEAR 2019 --------				
-------- YEAR 2020 --------				
-------- YEAR 2021 --------				
-------- YEAR 2022 --------				
-------- YEAR 2023 --------				
-------- YEAR 2024 --------				

-------- YEAR 2025 --------

-------- YEAR 2026 --------

-------- YEAR 2027 --------

-------- YEAR 2028 --------

-------- YEAR 2029 --------

-------- YEAR 2030 --------

-------- YEAR 2031 --------

-------- YEAR 2032 --------

-------- YEAR 2033 --------

-------- YEAR 2034 --------

-------- YEAR 2035 --------

-------- YEAR 2036 --------

-------- YEAR 2037 --------

-------- YEAR 2038 --------

-------- YEAR 2039 --------

-------- YEAR 2040 --------

THERMAL UNIT	311	SP5_HM	5	
UNIT FUELS		1	2	3

-------- YEAR 2011 --------

MINIMUM BURN PCT	%	100.00	0.00	0.00
UNIT FUEL AUXILIARY COSTS	$/MBTU	0.00	0.00	0.00
UNIT FUEL TYPE	FUEL ID	55	0	0

-------- YEAR 2012 --------

-------- YEAR 2013 --------

-------- YEAR 2014 --------

-------- YEAR 2015 --------

-------- YEAR 2016 --------

-------- YEAR 2017 --------

-------- YEAR 2018 --------

-------- YEAR 2019 --------

-------- YEAR 2020 --------

-------- YEAR 2021 --------

-------- YEAR 2022 --------

NOTE: DATA DISPLAYED AFTER 2011 ONLY IF
VALUE CHANGED FROM PREVIOUS YEAR.

AEP EAST
GENERATION AND FUEL MODULE
INPUT SUMMARY REPORT

QUALIFIER = GAF.INPUT.THERMAL UNIT.

THERMAL UNIT	311	SP5_HM	5	
UNIT FUELS		1	2	3

-------- YEAR 2023 --------

-------- YEAR 2024 --------

-------- YEAR 2025 --------

-------- YEAR 2026 --------

-------- YEAR 2027 --------

-------- YEAR 2028 --------

-------- YEAR 2029 --------

-------- YEAR 2030 --------

-------- YEAR 2031 --------

-------- YEAR 2032 --------

-------- YEAR 2033 --------

-------- YEAR 2034 --------

-------- YEAR 2035 --------

-------- YEAR 2036 --------

-------- YEAR 2037 --------

-------- YEAR 2038 --------

-------- YEAR 2039 --------

-------- YEAR 2040 --------

THERMAL UNIT	312	SP5_15	5	
UNIT FUELS		1	2	3
-------- YEAR 2011 --------				
MINIMUM BURN PCT	%	100.00	0.00	0.00
UNIT FUEL AUXILIARY COSTS	$/MBTU	0.00	0.00	0.00
UNIT FUEL TYPE	FUEL ID	55	0	0

-------- YEAR 2012 --------

-------- YEAR 2013 --------

-------- YEAR 2014 --------

-------- YEAR 2015 --------

-------- YEAR 2016 --------

-------- YEAR 2017 --------

-------- YEAR 2018 --------

-------- YEAR 2019 --------

-------- YEAR 2020 --------

-------- YEAR 2021 --------

-------- YEAR 2022 --------

-------- YEAR 2023 --------

-------- YEAR 2024 --------

-------- YEAR 2025 --------

-------- YEAR 2026 --------

-------- YEAR 2027 --------

-------- YEAR 2028 --------

-------- YEAR 2029 --------

-------- YEAR 2030 --------

-------- YEAR 2031 --------

-------- YEAR 2032 --------

-------- YEAR 2033 --------

-------- YEAR 2034 --------

-------- YEAR 2035 --------

-------- YEAR 2036 --------

-------- YEAR 2037 --------

-------- YEAR 2038 --------

-------- YEAR 2039 --------

-------- YEAR 2040 --------

THERMAL UNIT	313	TNR_F_HM	1	
UNIT FUELS		1	2	3

-------- YEAR 2011 --------

MINIMUM BURN PCT	%	100.00	0.00	0.00
UNIT FUEL AUXILIARY COSTS	$/MBTU	0.00	0.00	0.00
UNIT FUEL TYPE	FUEL ID	66	0	0

-------- YEAR 2012 --------

-------- YEAR 2013 --------

-------- YEAR 2014 --------

-------- YEAR 2015 --------

-------- YEAR 2016 --------

-------- YEAR 2017 --------

-------- YEAR 2018 --------

-------- YEAR 2019 --------

-------- YEAR 2020 --------

-------- YEAR 2021 --------

-------- YEAR 2022 --------

-------- YEAR 2023 --------

-------- YEAR 2024 --------

-------- YEAR 2025 --------

-------- YEAR 2026 --------

-------- YEAR 2027 --------

-------- YEAR 2028 --------

-------- YEAR 2029 --------

-------- YEAR 2030 --------

-------- YEAR 2031 --------

-------- YEAR 2032 --------

-------- YEAR 2033 --------

-------- YEAR 2034 --------

-------- YEAR 2035 --------

NOTE: DATA DISPLAYED AFTER 2011 ONLY IF
VALUE CHANGED FROM PREVIOUS YEAR.

AEP EAST
GENERATION AND FUEL MODULE
INPUT SUMMARY REPORT

QUALIFIER = GAF.INPUT.THERMAL UNIT.

THERMAL UNIT	313	TNR_F_HM 1		
UNIT FUELS		1	2	3
-------- YEAR 2036 --------				
-------- YEAR 2037 --------				
-------- YEAR 2038 --------				
-------- YEAR 2039 --------				
-------- YEAR 2040 --------				
THERMAL UNIT	314	TNR_F_15 1		
UNIT FUELS		1	2	3
-------- YEAR 2011 --------				
MINIMUM BURN PCT	%	100.00	0.00	0.00
UNIT FUEL AUXILIARY COSTS	$/MBTU	0.00	0.00	0.00
UNIT FUEL TYPE	FUEL ID	66	0	0
-------- YEAR 2012 --------				
-------- YEAR 2013 --------				
-------- YEAR 2014 --------				
-------- YEAR 2015 --------				
-------- YEAR 2016 --------				
-------- YEAR 2017 --------				
-------- YEAR 2018 --------				
-------- YEAR 2019 --------				
-------- YEAR 2020 --------				
-------- YEAR 2021 --------				
-------- YEAR 2022 --------				
-------- YEAR 2023 --------				
-------- YEAR 2024 --------				
-------- YEAR 2025 --------				
-------- YEAR 2026 --------				
-------- YEAR 2027 --------				
-------- YEAR 2028 --------				
-------- YEAR 2029 --------				
-------- YEAR 2030 --------				
-------- YEAR 2031 --------				
-------- YEAR 2032 --------				
-------- YEAR 2033 --------				
-------- YEAR 2034 --------				
-------- YEAR 2035 --------				
-------- YEAR 2036 --------				
-------- YEAR 2037 --------				
-------- YEAR 2038 --------				
-------- YEAR 2039 --------				
-------- YEAR 2040 --------				
THERMAL UNIT	315	TNR_F_HM 2		
UNIT FUELS		1	2	3
-------- YEAR 2011 --------				
MINIMUM BURN PCT	%	100.00	0.00	0.00
UNIT FUEL AUXILIARY COSTS	$/MBTU	0.00	0.00	0.00
UNIT FUEL TYPE	FUEL ID	67	0	0
-------- YEAR 2012 --------				
-------- YEAR 2013 --------				
-------- YEAR 2014 --------				
-------- YEAR 2015 --------				
-------- YEAR 2016 --------				
-------- YEAR 2017 --------				

-------- YEAR 2018 --------

-------- YEAR 2019 --------

-------- YEAR 2020 --------

-------- YEAR 2021 --------

-------- YEAR 2022 --------

-------- YEAR 2023 --------

-------- YEAR 2024 --------

-------- YEAR 2025 --------

-------- YEAR 2026 --------

-------- YEAR 2027 --------

-------- YEAR 2028 --------

-------- YEAR 2029 --------

-------- YEAR 2030 --------

-------- YEAR 2031 --------

-------- YEAR 2032 --------

-------- YEAR 2033 --------

-------- YEAR 2034 --------

-------- YEAR 2035 --------

-------- YEAR 2036 --------

-------- YEAR 2037 --------

-------- YEAR 2038 --------

-------- YEAR 2039 --------

-------- YEAR 2040 --------

THERMAL UNIT	316	TNR_F_15	2	
UNIT FUELS		1	2	3

-------- YEAR 2011 --------

MINIMUM BURN PCT	%	100.00	0.00	0.00
UNIT FUEL AUXILIARY COSTS	$/MBTU	0.00	0.00	0.00
UNIT FUEL TYPE	FUEL ID	67	0	0

-------- YEAR 2012 --------

-------- YEAR 2013 --------

-------- YEAR 2014 --------

-------- YEAR 2015 --------

NOTE: DATA DISPLAYED AFTER 2011 ONLY IF
VALUE CHANGED FROM PREVIOUS YEAR.

AEP EAST
GENERATION AND FUEL MODULE
INPUT SUMMARY REPORT

QUALIFIER = GAF.INPUT.THERMAL UNIT.

THERMAL UNIT		316	TNR_F_15	2	
UNIT FUELS			1	2	3
-------- YEAR 2016 --------					
-------- YEAR 2017 --------					
-------- YEAR 2018 --------					
-------- YEAR 2019 --------					
-------- YEAR 2020 --------					
-------- YEAR 2021 --------					
-------- YEAR 2022 --------					
-------- YEAR 2023 --------					
-------- YEAR 2024 --------					
-------- YEAR 2025 --------					
-------- YEAR 2026 --------					
-------- YEAR 2027 --------					
-------- YEAR 2028 --------					
-------- YEAR 2029 --------					
-------- YEAR 2030 --------					
-------- YEAR 2031 --------					
-------- YEAR 2032 --------					
-------- YEAR 2033 --------					
-------- YEAR 2034 --------					
-------- YEAR 2035 --------					
-------- YEAR 2036 --------					
-------- YEAR 2037 --------					
-------- YEAR 2038 --------					
-------- YEAR 2039 --------					
-------- YEAR 2040 --------					
THERMAL UNIT		317	TNR_F_HM	3	
UNIT FUELS			1	2	3
-------- YEAR 2011 --------					
MINIMUM BURN PCT	%		100.00	0.00	0.00
UNIT FUEL AUXILIARY COSTS	$/MBTU		0.00	0.00	0.00
UNIT FUEL TYPE	FUEL ID		68	0	0
-------- YEAR 2012 --------					
-------- YEAR 2013 --------					
-------- YEAR 2014 --------					
-------- YEAR 2015 --------					
-------- YEAR 2016 --------					
-------- YEAR 2017 --------					
-------- YEAR 2018 --------					
-------- YEAR 2019 --------					
-------- YEAR 2020 --------					
-------- YEAR 2021 --------					
-------- YEAR 2022 --------					
-------- YEAR 2023 --------					
-------- YEAR 2024 --------					
-------- YEAR 2025 --------					
-------- YEAR 2026 --------					
-------- YEAR 2027 --------					
-------- YEAR 2028 --------					
-------- YEAR 2029 --------					
-------- YEAR 2030 --------					

-------- YEAR 2031 --------

-------- YEAR 2032 --------

-------- YEAR 2033 --------

-------- YEAR 2034 --------

-------- YEAR 2035 --------

-------- YEAR 2036 --------

-------- YEAR 2037 --------

-------- YEAR 2038 --------

-------- YEAR 2039 --------

-------- YEAR 2040 --------

THERMAL UNIT	318	TNR_F_15	3	
UNIT FUELS		1	2	3

-------- YEAR 2011 --------

MINIMUM BURN PCT	%	100.00	0.00	0.00
UNIT FUEL AUXILIARY COSTS	$/MBTU	0.00	0.00	0.00
UNIT FUEL TYPE	FUEL ID	68	0	0

-------- YEAR 2012 --------

-------- YEAR 2013 --------

-------- YEAR 2014 --------

-------- YEAR 2015 --------

-------- YEAR 2016 --------

-------- YEAR 2017 --------

-------- YEAR 2018 --------

-------- YEAR 2019 --------

-------- YEAR 2020 --------

-------- YEAR 2021 --------

-------- YEAR 2022 --------

-------- YEAR 2023 --------

-------- YEAR 2024 --------

-------- YEAR 2025 --------

-------- YEAR 2026 --------

-------- YEAR 2027 --------

-------- YEAR 2028 --------

NOTE: DATA DISPLAYED AFTER 2011 ONLY IF
VALUE CHANGED FROM PREVIOUS YEAR.

AEP EAST
GENERATION AND FUEL MODULE
INPUT SUMMARY REPORT

QUALIFIER = GAF.INPUT.THERMAL UNIT.

THERMAL UNIT	318	TNR_F_15	3		
UNIT FUELS			1	2	3
-------- YEAR 2029 --------					
-------- YEAR 2030 --------					
-------- YEAR 2031 --------					
-------- YEAR 2032 --------					
-------- YEAR 2033 --------					
-------- YEAR 2034 --------					
-------- YEAR 2035 --------					
-------- YEAR 2036 --------					
-------- YEAR 2037 --------					
-------- YEAR 2038 --------					
-------- YEAR 2039 --------					
-------- YEAR 2040 --------					
THERMAL UNIT	319	PW_GP_15	5		
UNIT FUELS			1	2	3
-------- YEAR 2011 --------					
MINIMUM BURN PCT	%		100.00	0.00	0.00
UNIT FUEL AUXILIARY COSTS	$/MBTU		0.00	0.00	0.00
UNIT FUEL TYPE	FUEL ID		56	0	0
-------- YEAR 2012 --------					
-------- YEAR 2013 --------					
-------- YEAR 2014 --------					
-------- YEAR 2015 --------					
-------- YEAR 2016 --------					
-------- YEAR 2017 --------					
-------- YEAR 2018 --------					
-------- YEAR 2019 --------					
-------- YEAR 2020 --------					
-------- YEAR 2021 --------					
-------- YEAR 2022 --------					
-------- YEAR 2023 --------					
-------- YEAR 2024 --------					
-------- YEAR 2025 --------					
-------- YEAR 2026 --------					
-------- YEAR 2027 --------					
-------- YEAR 2028 --------					
-------- YEAR 2029 --------					
-------- YEAR 2030 --------					
-------- YEAR 2031 --------					
-------- YEAR 2032 --------					
-------- YEAR 2033 --------					
-------- YEAR 2034 --------					
-------- YEAR 2035 --------					
-------- YEAR 2036 --------					
-------- YEAR 2037 --------					
-------- YEAR 2038 --------					
-------- YEAR 2039 --------					
-------- YEAR 2040 --------					
THERMAL UNIT	320	RHills 1	1		
UNIT FUELS			1	2	3
-------- YEAR 2011 --------					
MINIMUM BURN PCT	%		100.00	0.00	0.00
UNIT FUEL AUXILIARY COSTS	$/MBTU		0.00	0.00	0.00

UNIT FUEL TYPE FUEL ID 606 0 0

-------- YEAR 2012 --------

-------- YEAR 2013 --------

-------- YEAR 2014 --------

-------- YEAR 2015 --------

-------- YEAR 2016 --------

-------- YEAR 2017 --------

-------- YEAR 2018 --------

-------- YEAR 2019 --------

-------- YEAR 2020 --------

-------- YEAR 2021 --------

-------- YEAR 2022 --------

-------- YEAR 2023 --------

-------- YEAR 2024 --------

-------- YEAR 2025 --------

-------- YEAR 2026 --------

-------- YEAR 2027 --------

-------- YEAR 2028 --------

-------- YEAR 2029 --------

-------- YEAR 2030 --------

-------- YEAR 2031 --------

-------- YEAR 2032 --------

-------- YEAR 2033 --------

-------- YEAR 2034 --------

-------- YEAR 2035 --------

-------- YEAR 2036 --------

-------- YEAR 2037 --------

-------- YEAR 2038 --------

-------- YEAR 2039 --------

-------- YEAR 2040 --------

NOTE: DATA DISPLAYED AFTER 2011 ONLY IF
VALUE CHANGED FROM PREVIOUS YEAR.

AEP EAST
GENERATION AND FUEL MODULE
INPUT SUMMARY REPORT

QUALIFIER = GAF.INPUT.THERMAL UNIT.

THERMAL UNIT	364	0		
UNIT FUELS		1	2	3
-------- YEAR 2011 --------				
MINIMUM BURN PCT	%	100.00	0.00	0.00
UNIT FUEL AUXILIARY COSTS	$/MBTU	0.11	0.00	0.00
UNIT FUEL TYPE	FUEL ID	58	0	0
-------- YEAR 2012 --------				
UNIT FUEL AUXILIARY COSTS	$/MBTU	0.11	0.00	0.00
-------- YEAR 2013 --------				
UNIT FUEL AUXILIARY COSTS	$/MBTU	0.11	0.00	0.00
-------- YEAR 2014 --------				
UNIT FUEL AUXILIARY COSTS	$/MBTU	0.11	0.00	0.00
-------- YEAR 2015 --------				
UNIT FUEL AUXILIARY COSTS	$/MBTU	0.12	0.00	0.00
-------- YEAR 2016 --------				
UNIT FUEL AUXILIARY COSTS	$/MBTU	0.12	0.00	0.00
-------- YEAR 2017 --------				
UNIT FUEL AUXILIARY COSTS	$/MBTU	0.12	0.00	0.00
-------- YEAR 2018 --------				
UNIT FUEL AUXILIARY COSTS	$/MBTU	0.13	0.00	0.00
-------- YEAR 2019 --------				
UNIT FUEL AUXILIARY COSTS	$/MBTU	0.13	0.00	0.00
-------- YEAR 2020 --------				
UNIT FUEL AUXILIARY COSTS	$/MBTU	0.13	0.00	0.00
-------- YEAR 2021 --------				
UNIT FUEL AUXILIARY COSTS	$/MBTU	0.13	0.00	0.00
-------- YEAR 2022 --------				
UNIT FUEL AUXILIARY COSTS	$/MBTU	0.14	0.00	0.00
-------- YEAR 2023 --------				
UNIT FUEL AUXILIARY COSTS	$/MBTU	0.14	0.00	0.00
-------- YEAR 2024 --------				
UNIT FUEL AUXILIARY COSTS	$/MBTU	0.14	0.00	0.00
-------- YEAR 2025 --------				
UNIT FUEL AUXILIARY COSTS	$/MBTU	0.15	0.00	0.00
-------- YEAR 2026 --------				
UNIT FUEL AUXILIARY COSTS	$/MBTU	0.15	0.00	0.00
-------- YEAR 2027 --------				
UNIT FUEL AUXILIARY COSTS	$/MBTU	0.15	0.00	0.00
-------- YEAR 2028 --------				
UNIT FUEL AUXILIARY COSTS	$/MBTU	0.16	0.00	0.00
-------- YEAR 2029 --------				
UNIT FUEL AUXILIARY COSTS	$/MBTU	0.16	0.00	0.00
-------- YEAR 2030 --------				
UNIT FUEL AUXILIARY COSTS	$/MBTU	0.17	0.00	0.00
-------- YEAR 2031 --------				
UNIT FUEL AUXILIARY COSTS	$/MBTU	0.17	0.00	0.00
-------- YEAR 2032 --------				
UNIT FUEL AUXILIARY COSTS	$/MBTU	0.17	0.00	0.00
-------- YEAR 2033 --------				
UNIT FUEL AUXILIARY COSTS	$/MBTU	0.18	0.00	0.00
-------- YEAR 2034 --------				
UNIT FUEL AUXILIARY COSTS	$/MBTU	0.18	0.00	0.00
-------- YEAR 2035 --------				
UNIT FUEL AUXILIARY COSTS	$/MBTU	0.19	0.00	0.00
-------- YEAR 2036 --------				
UNIT FUEL AUXILIARY COSTS	$/MBTU	0.19	0.00	0.00
-------- YEAR 2037 --------				
UNIT FUEL AUXILIARY COSTS	$/MBTU	0.19	0.00	0.00
-------- YEAR 2038 --------				
UNIT FUEL AUXILIARY COSTS	$/MBTU	0.20	0.00	0.00
-------- YEAR 2039 --------				
UNIT FUEL AUXILIARY COSTS	$/MBTU	0.20	0.00	0.00
-------- YEAR 2040 --------				
THERMAL UNIT	500	DUMMY_OP	0	
UNIT FUELS		1	2	3
-------- YEAR 2011 --------				
MINIMUM BURN PCT	%	0.00	0.00	0.00

UNIT FUEL AUXILIARY COSTS	$/MBTU	0.00	0.00	0.00
UNIT FUEL TYPE	FUEL ID	0	0	0

-------- YEAR 2012 --------

-------- YEAR 2013 --------

-------- YEAR 2014 --------

-------- YEAR 2015 --------

-------- YEAR 2016 --------

-------- YEAR 2017 --------

-------- YEAR 2018 --------

-------- YEAR 2019 --------

-------- YEAR 2020 --------

-------- YEAR 2021 --------

-------- YEAR 2022 --------

-------- YEAR 2023 --------

-------- YEAR 2024 --------

-------- YEAR 2025 --------

-------- YEAR 2026 --------

-------- YEAR 2027 --------

-------- YEAR 2028 --------

-------- YEAR 2029 --------

-------- YEAR 2030 --------

-------- YEAR 2031 --------

-------- YEAR 2032 --------

-------- YEAR 2033 --------

-------- YEAR 2034 --------

-------- YEAR 2035 --------

-------- YEAR 2036 --------

-------- YEAR 2037 --------

-------- YEAR 2038 --------

-------- YEAR 2039 --------

-------- YEAR 2040 --------

NOTE: DATA DISPLAYED AFTER 2011 ONLY IF
VALUE CHANGED FROM PREVIOUS YEAR.

AEP EAST
GENERATION AND FUEL MODULE
INPUT SUMMARY REPORT

QUALIFIER = GAF.INPUT.THERMAL UNIT.

THERMAL UNIT	501	DUMMY_IM 0		
UNIT FUELS		1	2	3
-------- YEAR 2011 --------				
MINIMUM BURN PCT	%	0.00	0.00	0.00
UNIT FUEL AUXILIARY COSTS	$/MBTU	0.00	0.00	0.00
UNIT FUEL TYPE	FUEL ID	0	0	0
-------- YEAR 2012 --------				
-------- YEAR 2013 --------				
-------- YEAR 2014 --------				
-------- YEAR 2015 --------				
-------- YEAR 2016 --------				
-------- YEAR 2017 --------				
-------- YEAR 2018 --------				
-------- YEAR 2019 --------				
-------- YEAR 2020 --------				
-------- YEAR 2021 --------				
-------- YEAR 2022 --------				
-------- YEAR 2023 --------				
-------- YEAR 2024 --------				
-------- YEAR 2025 --------				
-------- YEAR 2026 --------				
-------- YEAR 2027 --------				
-------- YEAR 2028 --------				
-------- YEAR 2029 --------				
-------- YEAR 2030 --------				
-------- YEAR 2031 --------				
-------- YEAR 2032 --------				
-------- YEAR 2033 --------				
-------- YEAR 2034 --------				
-------- YEAR 2035 --------				
-------- YEAR 2036 --------				
-------- YEAR 2037 --------				
-------- YEAR 2038 --------				
-------- YEAR 2039 --------				
-------- YEAR 2040 --------				

THERMAL UNIT	502	DUMMY_AP 0		
UNIT FUELS		1	2	3
-------- YEAR 2011 --------				
MINIMUM BURN PCT	%	0.00	0.00	0.00
UNIT FUEL AUXILIARY COSTS	$/MBTU	0.00	0.00	0.00
UNIT FUEL TYPE	FUEL ID	0	0	0
-------- YEAR 2012 --------				
-------- YEAR 2013 --------				
-------- YEAR 2014 --------				
-------- YEAR 2015 --------				
-------- YEAR 2016 --------				
-------- YEAR 2017 --------				
-------- YEAR 2018 --------				
-------- YEAR 2019 --------				
-------- YEAR 2020 --------				
-------- YEAR 2021 --------				
-------- YEAR 2022 --------				
-------- YEAR 2023 --------				
-------- YEAR 2024 --------				

-------- YEAR 2025 --------

-------- YEAR 2026 --------

-------- YEAR 2027 --------

-------- YEAR 2028 --------

-------- YEAR 2029 --------

-------- YEAR 2030 --------

-------- YEAR 2031 --------

-------- YEAR 2032 --------

-------- YEAR 2033 --------

-------- YEAR 2034 --------

-------- YEAR 2035 --------

-------- YEAR 2036 --------

-------- YEAR 2037 --------

-------- YEAR 2038 --------

-------- YEAR 2039 --------

-------- YEAR 2040 --------

THERMAL UNIT	503	DUMMY_KP	0		
UNIT FUELS			1	2	3

-------- YEAR 2011 --------

MINIMUM BURN PCT	%	0.00	0.00	0.00
UNIT FUEL AUXILIARY COSTS	$/MBTU	0.00	0.00	0.00
UNIT FUEL TYPE	FUEL ID	0	0	0

-------- YEAR 2012 --------

-------- YEAR 2013 --------

-------- YEAR 2014 --------

-------- YEAR 2015 --------

-------- YEAR 2016 --------

-------- YEAR 2017 --------

-------- YEAR 2018 --------

-------- YEAR 2019 --------

-------- YEAR 2020 --------

-------- YEAR 2021 --------

-------- YEAR 2022 --------

NOTE: DATA DISPLAYED AFTER 2011 ONLY IF
VALUE CHANGED FROM PREVIOUS YEAR.

AEP EAST
GENERATION AND FUEL MODULE
INPUT SUMMARY REPORT

QUALIFIER = GAF.INPUT.THERMAL UNIT.

THERMAL UNIT	503	DUMMY_KP	0		
UNIT FUELS			1	2	3
-------- YEAR 2023 --------					
-------- YEAR 2024 --------					
-------- YEAR 2025 --------					
-------- YEAR 2026 --------					
-------- YEAR 2027 --------					
-------- YEAR 2028 --------					
-------- YEAR 2029 --------					
-------- YEAR 2030 --------					
-------- YEAR 2031 --------					
-------- YEAR 2032 --------					
-------- YEAR 2033 --------					
-------- YEAR 2034 --------					
-------- YEAR 2035 --------					
-------- YEAR 2036 --------					
-------- YEAR 2037 --------					
-------- YEAR 2038 --------					
-------- YEAR 2039 --------					
-------- YEAR 2040 --------					
THERMAL UNIT	958	CC_KPCO	958		
UNIT FUELS			1	2	3
-------- YEAR 2011 --------					
MINIMUM BURN PCT	%		100.00	0.00	0.00
UNIT FUEL AUXILIARY COSTS	$/MBTU		0.00	0.00	0.00
UNIT FUEL TYPE	FUEL ID		72	0	0
-------- YEAR 2012 --------					
-------- YEAR 2013 --------					
-------- YEAR 2014 --------					
-------- YEAR 2015 --------					
-------- YEAR 2016 --------					
-------- YEAR 2017 --------					
-------- YEAR 2018 --------					
-------- YEAR 2019 --------					
-------- YEAR 2020 --------					
-------- YEAR 2021 --------					
-------- YEAR 2022 --------					
-------- YEAR 2023 --------					
-------- YEAR 2024 --------					
-------- YEAR 2025 --------					
-------- YEAR 2026 --------					
-------- YEAR 2027 --------					
-------- YEAR 2028 --------					
-------- YEAR 2029 --------					
-------- YEAR 2030 --------					
-------- YEAR 2031 --------					
-------- YEAR 2032 --------					
-------- YEAR 2033 --------					
-------- YEAR 2034 --------					
-------- YEAR 2035 --------					
-------- YEAR 2036 --------					
-------- YEAR 2037 --------					

-------- YEAR 2038 --------

-------- YEAR 2039 --------

-------- YEAR 2040 --------

THERMAL UNIT	959	RP2D_KP 959		
UNIT FUELS		1	2	3

-------- YEAR 2011 --------

MINIMUM BURN PCT	%	100.00	0.00	0.00
UNIT FUEL AUXILIARY COSTS	$/MBTU	0.06	0.00	0.00
UNIT FUEL TYPE	FUEL ID	80	0	0

-------- YEAR 2012 --------

-------- YEAR 2013 --------

-------- YEAR 2014 --------

-------- YEAR 2015 --------

-------- YEAR 2016 --------

-------- YEAR 2017 --------

-------- YEAR 2018 --------

-------- YEAR 2019 --------

-------- YEAR 2020 --------

-------- YEAR 2021 --------

-------- YEAR 2022 --------

-------- YEAR 2023 --------

-------- YEAR 2024 --------

-------- YEAR 2025 --------

-------- YEAR 2026 --------

-------- YEAR 2027 --------

-------- YEAR 2028 --------

-------- YEAR 2029 --------

-------- YEAR 2030 --------

-------- YEAR 2031 --------

-------- YEAR 2032 --------

-------- YEAR 2033 --------

-------- YEAR 2034 --------

-------- YEAR 2035 --------

NOTE: DATA DISPLAYED AFTER 2011 ONLY IF
VALUE CHANGED FROM PREVIOUS YEAR.

AEP EAST
GENERATION AND FUEL MODULE
INPUT SUMMARY REPORT

QUALIFIER = GAF.INPUT.THERMAL UNIT.

```
   THERMAL UNIT                    959     RP2D_KP   959
   UNIT FUELS                                     1          2          3

-------- YEAR 2036 --------

-------- YEAR 2037 --------

-------- YEAR 2038 --------

-------- YEAR 2039 --------

-------- YEAR 2040 --------

   THERMAL UNIT                    960     RP2D_IM   960
   UNIT FUELS                                     1          2          3

-------- YEAR 2011 --------
MINIMUM BURN PCT                    %          100.00       0.00       0.00
UNIT FUEL AUXILIARY COSTS       $/MBTU           0.06       0.00       0.00
UNIT FUEL TYPE                 FUEL ID             80          0          0

-------- YEAR 2012 --------

-------- YEAR 2013 --------

-------- YEAR 2014 --------

-------- YEAR 2015 --------

-------- YEAR 2016 --------

-------- YEAR 2017 --------

-------- YEAR 2018 --------

-------- YEAR 2019 --------

-------- YEAR 2020 --------

-------- YEAR 2021 --------

-------- YEAR 2022 --------

-------- YEAR 2023 --------

-------- YEAR 2024 --------

-------- YEAR 2025 --------

-------- YEAR 2026 --------

-------- YEAR 2027 --------

-------- YEAR 2028 --------

-------- YEAR 2029 --------

-------- YEAR 2030 --------

-------- YEAR 2031 --------

-------- YEAR 2032 --------

-------- YEAR 2033 --------

-------- YEAR 2034 --------

-------- YEAR 2035 --------

-------- YEAR 2036 --------

-------- YEAR 2037 --------

-------- YEAR 2038 --------

-------- YEAR 2039 --------

-------- YEAR 2040 --------

   THERMAL UNIT                    961     CSV6_SCR  961
   UNIT FUELS                                     1          2          3

-------- YEAR 2011 --------
MINIMUM BURN PCT                    %          100.00       0.00       0.00
UNIT FUEL AUXILIARY COSTS       $/MBTU           0.07       0.00       0.00
UNIT FUEL TYPE                 FUEL ID             24          0          0

-------- YEAR 2012 --------

-------- YEAR 2013 --------

-------- YEAR 2014 --------

-------- YEAR 2015 --------

-------- YEAR 2016 --------

-------- YEAR 2017 --------
```

-------- YEAR 2018 --------

-------- YEAR 2019 --------

-------- YEAR 2020 --------

-------- YEAR 2021 --------

-------- YEAR 2022 --------

-------- YEAR 2023 --------

-------- YEAR 2024 --------

-------- YEAR 2025 --------

-------- YEAR 2026 --------

-------- YEAR 2027 --------

-------- YEAR 2028 --------

-------- YEAR 2029 --------

-------- YEAR 2030 --------

-------- YEAR 2031 --------

-------- YEAR 2032 --------

-------- YEAR 2033 --------

-------- YEAR 2034 --------

-------- YEAR 2035 --------

-------- YEAR 2036 --------

-------- YEAR 2037 --------

-------- YEAR 2038 --------

-------- YEAR 2039 --------

-------- YEAR 2040 --------

THERMAL UNIT	962	CSV5_SCR 962		
UNIT FUELS		1	2	3

-------- YEAR 2011 --------

MINIMUM BURN PCT	%	100.00	0.00	0.00
UNIT FUEL AUXILIARY COSTS	$/MBTU	0.07	0.00	0.00
UNIT FUEL TYPE	FUEL ID	23	0	0

-------- YEAR 2012 --------

-------- YEAR 2013 --------

-------- YEAR 2014 --------

-------- YEAR 2015 --------

NOTE: DATA DISPLAYED AFTER 2011 ONLY IF
VALUE CHANGED FROM PREVIOUS YEAR.

AEP EAST
GENERATION AND FUEL MODULE
INPUT SUMMARY REPORT

QUALIFIER = GAF.INPUT.THERMAL UNIT.

THERMAL UNIT	962	CSV5_SCR 962		
UNIT FUELS		1	2	3

-------- YEAR 2016 --------

-------- YEAR 2017 --------

-------- YEAR 2018 --------

-------- YEAR 2019 --------

-------- YEAR 2020 --------

-------- YEAR 2021 --------

-------- YEAR 2022 --------

-------- YEAR 2023 --------

-------- YEAR 2024 --------

-------- YEAR 2025 --------

-------- YEAR 2026 --------

-------- YEAR 2027 --------

-------- YEAR 2028 --------

-------- YEAR 2029 --------

-------- YEAR 2030 --------

-------- YEAR 2031 --------

-------- YEAR 2032 --------

-------- YEAR 2033 --------

-------- YEAR 2034 --------

-------- YEAR 2035 --------

-------- YEAR 2036 --------

-------- YEAR 2037 --------

-------- YEAR 2038 --------

-------- YEAR 2039 --------

-------- YEAR 2040 --------

THERMAL UNIT	963	DUMMY_OP 963		
UNIT FUELS		1	2	3
-------- YEAR 2011 --------				
MINIMUM BURN PCT	%	0.00	0.00	0.00
UNIT FUEL AUXILIARY COSTS	$/MBTU	0.00	0.00	0.00
UNIT FUEL TYPE	FUEL ID	0	0	0

-------- YEAR 2012 --------

-------- YEAR 2013 --------

-------- YEAR 2014 --------

-------- YEAR 2015 --------

-------- YEAR 2016 --------

-------- YEAR 2017 --------

-------- YEAR 2018 --------

-------- YEAR 2019 --------

-------- YEAR 2020 --------

-------- YEAR 2021 --------

-------- YEAR 2022 --------

-------- YEAR 2023 --------

-------- YEAR 2024 --------

-------- YEAR 2025 --------

-------- YEAR 2026 --------

-------- YEAR 2027 --------

-------- YEAR 2028 --------

-------- YEAR 2029 --------

-------- YEAR 2030 --------

-------- YEAR 2031 --------

-------- YEAR 2032 --------

-------- YEAR 2033 --------

-------- YEAR 2034 --------

-------- YEAR 2035 --------

-------- YEAR 2036 --------

-------- YEAR 2037 --------

-------- YEAR 2038 --------

-------- YEAR 2039 --------

-------- YEAR 2040 --------

THERMAL UNIT	964	DUMMY_OP 964		
UNIT FUELS		1	2	3

-------- YEAR 2011 --------

MINIMUM BURN PCT	%	0.00	0.00	0.00
UNIT FUEL AUXILIARY COSTS	$/MBTU	0.00	0.00	0.00
UNIT FUEL TYPE	FUEL ID	0	0	0

-------- YEAR 2012 --------

-------- YEAR 2013 --------

-------- YEAR 2014 --------

-------- YEAR 2015 --------

-------- YEAR 2016 --------

-------- YEAR 2017 --------

-------- YEAR 2018 --------

-------- YEAR 2019 --------

-------- YEAR 2020 --------

-------- YEAR 2021 --------

-------- YEAR 2022 --------

-------- YEAR 2023 --------

-------- YEAR 2024 --------

-------- YEAR 2025 --------

-------- YEAR 2026 --------

-------- YEAR 2027 --------

-------- YEAR 2028 --------

NOTE: DATA DISPLAYED AFTER 2011 ONLY IF
VALUE CHANGED FROM PREVIOUS YEAR.

AEP EAST
GENERATION AND FUEL MODULE
INPUT SUMMARY REPORT

QUALIFIER = GAF.INPUT.THERMAL UNIT.

THERMAL UNIT	964	DUMMY_OP 964		
UNIT FUELS		1	2	3
-------- YEAR 2029 --------				
-------- YEAR 2030 --------				
-------- YEAR 2031 --------				
-------- YEAR 2032 --------				
-------- YEAR 2033 --------				
-------- YEAR 2034 --------				
-------- YEAR 2035 --------				
-------- YEAR 2036 --------				
-------- YEAR 2037 --------				
-------- YEAR 2038 --------				
-------- YEAR 2039 --------				
-------- YEAR 2040 --------				

THERMAL UNIT	965	RP1D_03 965		
UNIT FUELS		1	2	3
-------- YEAR 2011 --------				
MINIMUM BURN PCT	%	100.00	0.00	0.00
UNIT FUEL AUXILIARY COSTS	$/MBTU	0.06	0.00	0.00
UNIT FUEL TYPE	FUEL ID	80	0	0
-------- YEAR 2012 --------				
-------- YEAR 2013 --------				
-------- YEAR 2014 --------				
-------- YEAR 2015 --------				
-------- YEAR 2016 --------				
-------- YEAR 2017 --------				
-------- YEAR 2018 --------				
-------- YEAR 2019 --------				
-------- YEAR 2020 --------				
-------- YEAR 2021 --------				
-------- YEAR 2022 --------				
-------- YEAR 2023 --------				
-------- YEAR 2024 --------				
-------- YEAR 2025 --------				
-------- YEAR 2026 --------				
-------- YEAR 2027 --------				
-------- YEAR 2028 --------				
-------- YEAR 2029 --------				
-------- YEAR 2030 --------				
-------- YEAR 2031 --------				
-------- YEAR 2032 --------				
-------- YEAR 2033 --------				
-------- YEAR 2034 --------				
-------- YEAR 2035 --------				
-------- YEAR 2036 --------				
-------- YEAR 2037 --------				
-------- YEAR 2038 --------				
-------- YEAR 2039 --------				
-------- YEAR 2040 --------				

THERMAL UNIT	966	RP1D_KP 966		
UNIT FUELS		1	2	3
-------- YEAR 2011 --------				
MINIMUM BURN PCT	%	100.00	0.00	0.00
UNIT FUEL AUXILIARY COSTS	$/MBTU	0.06	0.00	0.00

UNIT FUEL TYPE FUEL ID 80 0 0

-------- YEAR 2012 --------

-------- YEAR 2013 --------

-------- YEAR 2014 --------

-------- YEAR 2015 --------

-------- YEAR 2016 --------

-------- YEAR 2017 --------

-------- YEAR 2018 --------

-------- YEAR 2019 --------

-------- YEAR 2020 --------

-------- YEAR 2021 --------

-------- YEAR 2022 --------

-------- YEAR 2023 --------

-------- YEAR 2024 --------

-------- YEAR 2025 --------

-------- YEAR 2026 --------

-------- YEAR 2027 --------

-------- YEAR 2028 --------

-------- YEAR 2029 --------

-------- YEAR 2030 --------

-------- YEAR 2031 --------

-------- YEAR 2032 --------

-------- YEAR 2033 --------

-------- YEAR 2034 --------

-------- YEAR 2035 --------

-------- YEAR 2036 --------

-------- YEAR 2037 --------

-------- YEAR 2038 --------

-------- YEAR 2039 --------

-------- YEAR 2040 --------

NOTE: DATA DISPLAYED AFTER 2011 ONLY IF
VALUE CHANGED FROM PREVIOUS YEAR.

AEP EAST
GENERATION AND FUEL MODULE
INPUT SUMMARY REPORT

QUALIFIER = GAF.INPUT.THERMAL UNIT.

THERMAL UNIT	967	BS2 FGD 967		
UNIT FUELS		1	2	3
-------- YEAR 2011 --------				
MINIMUM BURN PCT	%	100.00	0.00	0.00
UNIT FUEL AUXILIARY COSTS	$/MBTU	0.05	0.00	0.00
UNIT FUEL TYPE	FUEL ID	6	0	0
-------- YEAR 2012 --------				
-------- YEAR 2013 --------				
-------- YEAR 2014 --------				
-------- YEAR 2015 --------				
-------- YEAR 2016 --------				
-------- YEAR 2017 --------				
-------- YEAR 2018 --------				
-------- YEAR 2019 --------				
-------- YEAR 2020 --------				
-------- YEAR 2021 --------				
-------- YEAR 2022 --------				
-------- YEAR 2023 --------				
-------- YEAR 2024 --------				
-------- YEAR 2025 --------				
-------- YEAR 2026 --------				
-------- YEAR 2027 --------				
-------- YEAR 2028 --------				
-------- YEAR 2029 --------				
-------- YEAR 2030 --------				
-------- YEAR 2031 --------				
-------- YEAR 2032 --------				
-------- YEAR 2033 --------				
-------- YEAR 2034 --------				
-------- YEAR 2035 --------				
-------- YEAR 2036 --------				
-------- YEAR 2037 --------				
-------- YEAR 2038 --------				
-------- YEAR 2039 --------				
-------- YEAR 2040 --------				

THERMAL UNIT	968	CR2_NGCC 968		
UNIT FUELS		1	2	3
-------- YEAR 2011 --------				
MINIMUM BURN PCT	%	100.00	0.00	0.00
UNIT FUEL AUXILIARY COSTS	$/MBTU	0.11	0.00	0.00
UNIT FUEL TYPE	FUEL ID	72	0	0
-------- YEAR 2012 --------				
-------- YEAR 2013 --------				
-------- YEAR 2014 --------				
-------- YEAR 2015 --------				
-------- YEAR 2016 --------				
-------- YEAR 2017 --------				
-------- YEAR 2018 --------				
-------- YEAR 2019 --------				
-------- YEAR 2020 --------				
-------- YEAR 2021 --------				
-------- YEAR 2022 --------				
-------- YEAR 2023 --------				
-------- YEAR 2024 --------				

-------- YEAR 2025 --------

-------- YEAR 2026 --------

-------- YEAR 2027 --------

-------- YEAR 2028 --------

-------- YEAR 2029 --------

-------- YEAR 2030 --------

-------- YEAR 2031 --------

-------- YEAR 2032 --------

-------- YEAR 2033 --------

-------- YEAR 2034 --------

-------- YEAR 2035 --------

-------- YEAR 2036 --------

-------- YEAR 2037 --------

-------- YEAR 2038 --------

-------- YEAR 2039 --------

-------- YEAR 2040 --------

THERMAL UNIT	969	CR1_NGCC 969		
UNIT FUELS		1	2	3

-------- YEAR 2011 --------

MINIMUM BURN PCT	%	100.00	0.00	0.00
UNIT FUEL AUXILIARY COSTS	$/MBTU	0.11	0.00	0.00
UNIT FUEL TYPE	FUEL ID	72	0	0

-------- YEAR 2012 --------

-------- YEAR 2013 --------

-------- YEAR 2014 --------

-------- YEAR 2015 --------

-------- YEAR 2016 --------

-------- YEAR 2017 --------

-------- YEAR 2018 --------

-------- YEAR 2019 --------

-------- YEAR 2020 --------

-------- YEAR 2021 --------

-------- YEAR 2022 --------

NOTE: DATA DISPLAYED AFTER 2011 ONLY IF
VALUE CHANGED FROM PREVIOUS YEAR.

AEP EAST
GENERATION AND FUEL MODULE
INPUT SUMMARY REPORT

QUALIFIER = GAF.INPUT.THERMAL UNIT.

THERMAL UNIT	969	CR1_NGCC 969		
UNIT FUELS		1	2	3

-------- YEAR 2023 --------

-------- YEAR 2024 --------

-------- YEAR 2025 --------

-------- YEAR 2026 --------

-------- YEAR 2027 --------

-------- YEAR 2028 --------

-------- YEAR 2029 --------

-------- YEAR 2030 --------

-------- YEAR 2031 --------

-------- YEAR 2032 --------

-------- YEAR 2033 --------

-------- YEAR 2034 --------

-------- YEAR 2035 --------

-------- YEAR 2036 --------

-------- YEAR 2037 --------

-------- YEAR 2038 --------

-------- YEAR 2039 --------

-------- YEAR 2040 --------

THERMAL UNIT	970	MR5_NGCC 970		
UNIT FUELS		1	2	3

-------- YEAR 2011 --------

MINIMUM BURN PCT	%	100.00	0.00	0.00
UNIT FUEL AUXILIARY COSTS	$/MBTU	0.05	0.00	0.00
UNIT FUEL TYPE	FUEL ID	81	0	0

-------- YEAR 2012 --------

-------- YEAR 2013 --------

-------- YEAR 2014 --------

-------- YEAR 2015 --------

-------- YEAR 2016 --------

-------- YEAR 2017 --------

-------- YEAR 2018 --------

-------- YEAR 2019 --------

-------- YEAR 2020 --------

-------- YEAR 2021 --------

-------- YEAR 2022 --------

-------- YEAR 2023 --------

-------- YEAR 2024 --------

-------- YEAR 2025 --------

-------- YEAR 2026 --------

-------- YEAR 2027 --------

-------- YEAR 2028 --------

-------- YEAR 2029 --------

-------- YEAR 2030 --------

-------- YEAR 2031 --------

-------- YEAR 2032 --------

-------- YEAR 2033 --------

-------- YEAR 2034 --------

-------- YEAR 2035 --------

-------- YEAR 2036 --------

-------- YEAR 2037 --------

-------- YEAR 2038 --------

-------- YEAR 2039 --------

-------- YEAR 2040 --------

THERMAL UNIT	971	DUMMY_OP 971		
UNIT FUELS		1	2	3

-------- YEAR 2011 --------

MINIMUM BURN PCT	%	0.00	0.00	0.00
UNIT FUEL AUXILIARY COSTS	$/MBTU	0.00	0.00	0.00
UNIT FUEL TYPE	FUEL ID	0	0	0

-------- YEAR 2012 --------

-------- YEAR 2013 --------

-------- YEAR 2014 --------

-------- YEAR 2015 --------

-------- YEAR 2016 --------

-------- YEAR 2017 --------

-------- YEAR 2018 --------

-------- YEAR 2019 --------

-------- YEAR 2020 --------

-------- YEAR 2021 --------

-------- YEAR 2022 --------

-------- YEAR 2023 --------

-------- YEAR 2024 --------

-------- YEAR 2025 --------

-------- YEAR 2026 --------

-------- YEAR 2027 --------

-------- YEAR 2028 --------

-------- YEAR 2029 --------

-------- YEAR 2030 --------

-------- YEAR 2031 --------

-------- YEAR 2032 --------

-------- YEAR 2033 --------

-------- YEAR 2034 --------

-------- YEAR 2035 --------

NOTE: DATA DISPLAYED AFTER 2011 ONLY IF
VALUE CHANGED FROM PREVIOUS YEAR.

AEP EAST
GENERATION AND FUEL MODULE
INPUT SUMMARY REPORT

QUALIFIER = GAF.INPUT.THERMAL UNIT.

THERMAL UNIT	971	DUMMY_OP 971		
UNIT FUELS		1	2	3
-------- YEAR 2036 --------				
-------- YEAR 2037 --------				
-------- YEAR 2038 --------				
-------- YEAR 2039 --------				
-------- YEAR 2040 --------				
THERMAL UNIT	972	DUMMY_OP 972		
UNIT FUELS		1	2	3
-------- YEAR 2011 --------				
MINIMUM BURN PCT	%	0.00	0.00	0.00
UNIT FUEL AUXILIARY COSTS	$/MBTU	0.00	0.00	0.00
UNIT FUEL TYPE	FUEL ID	0	0	0
-------- YEAR 2012 --------				
-------- YEAR 2013 --------				
-------- YEAR 2014 --------				
-------- YEAR 2015 --------				
-------- YEAR 2016 --------				
-------- YEAR 2017 --------				
-------- YEAR 2018 --------				
-------- YEAR 2019 --------				
-------- YEAR 2020 --------				
-------- YEAR 2021 --------				
-------- YEAR 2022 --------				
-------- YEAR 2023 --------				
-------- YEAR 2024 --------				
-------- YEAR 2025 --------				
-------- YEAR 2026 --------				
-------- YEAR 2027 --------				
-------- YEAR 2028 --------				
-------- YEAR 2029 --------				
-------- YEAR 2030 --------				
-------- YEAR 2031 --------				
-------- YEAR 2032 --------				
-------- YEAR 2033 --------				
-------- YEAR 2034 --------				
-------- YEAR 2035 --------				
-------- YEAR 2036 --------				
-------- YEAR 2037 --------				
-------- YEAR 2038 --------				
-------- YEAR 2039 --------				
-------- YEAR 2040 --------				
THERMAL UNIT	973	DUMMY_OP 973		
UNIT FUELS		1	2	3
-------- YEAR 2011 --------				
MINIMUM BURN PCT	%	0.00	0.00	0.00
UNIT FUEL AUXILIARY COSTS	$/MBTU	0.00	0.00	0.00
UNIT FUEL TYPE	FUEL ID	0	0	0
-------- YEAR 2012 --------				
-------- YEAR 2013 --------				
-------- YEAR 2014 --------				
-------- YEAR 2015 --------				
-------- YEAR 2016 --------				
-------- YEAR 2017 --------				

-------- YEAR 2018 --------

-------- YEAR 2019 --------

-------- YEAR 2020 --------

-------- YEAR 2021 --------

-------- YEAR 2022 --------

-------- YEAR 2023 --------

-------- YEAR 2024 --------

-------- YEAR 2025 --------

-------- YEAR 2026 --------

-------- YEAR 2027 --------

-------- YEAR 2028 --------

-------- YEAR 2029 --------

-------- YEAR 2030 --------

-------- YEAR 2031 --------

-------- YEAR 2032 --------

-------- YEAR 2033 --------

-------- YEAR 2034 --------

-------- YEAR 2035 --------

-------- YEAR 2036 --------

-------- YEAR 2037 --------

-------- YEAR 2038 --------

-------- YEAR 2039 --------

-------- YEAR 2040 --------

THERMAL UNIT	974	DUMMY_OP 974		
UNIT FUELS		1	2	3

-------- YEAR 2011 --------

MINIMUM BURN PCT	%	0.00	0.00	0.00
UNIT FUEL AUXILIARY COSTS	$/MBTU	0.00	0.00	0.00
UNIT FUEL TYPE	FUEL ID	0	0	0

-------- YEAR 2012 --------

-------- YEAR 2013 --------

-------- YEAR 2014 --------

-------- YEAR 2015 --------

NOTE: DATA DISPLAYED AFTER 2011 ONLY IF
VALUE CHANGED FROM PREVIOUS YEAR.

AEP EAST
GENERATION AND FUEL MODULE
INPUT SUMMARY REPORT

QUALIFIER = GAF.INPUT.THERMAL UNIT.

THERMAL UNIT	974	DUMMY_OP 974		
UNIT FUELS		1	2	3

-------- YEAR 2016 --------

-------- YEAR 2017 --------

-------- YEAR 2018 --------

-------- YEAR 2019 --------

-------- YEAR 2020 --------

-------- YEAR 2021 --------

-------- YEAR 2022 --------

-------- YEAR 2023 --------

-------- YEAR 2024 --------

-------- YEAR 2025 --------

-------- YEAR 2026 --------

-------- YEAR 2027 --------

-------- YEAR 2028 --------

-------- YEAR 2029 --------

-------- YEAR 2030 --------

-------- YEAR 2031 --------

-------- YEAR 2032 --------

-------- YEAR 2033 --------

-------- YEAR 2034 --------

-------- YEAR 2035 --------

-------- YEAR 2036 --------

-------- YEAR 2037 --------

-------- YEAR 2038 --------

-------- YEAR 2039 --------

-------- YEAR 2040 --------

THERMAL UNIT	975	DUMMY_OP 975		
UNIT FUELS		1	2	3

-------- YEAR 2011 --------

MINIMUM BURN PCT	%	0.00	0.00	0.00
UNIT FUEL AUXILIARY COSTS	$/MBTU	0.00	0.00	0.00
UNIT FUEL TYPE	FUEL ID	0	0	0

-------- YEAR 2012 --------

-------- YEAR 2013 --------

-------- YEAR 2014 --------

-------- YEAR 2015 --------

-------- YEAR 2016 --------

-------- YEAR 2017 --------

-------- YEAR 2018 --------

-------- YEAR 2019 --------

-------- YEAR 2020 --------

-------- YEAR 2021 --------

-------- YEAR 2022 --------

-------- YEAR 2023 --------

-------- YEAR 2024 --------

-------- YEAR 2025 --------

-------- YEAR 2026 --------

-------- YEAR 2027 --------

-------- YEAR 2028 --------

-------- YEAR 2029 --------

-------- YEAR 2030 --------

-------- YEAR 2031 --------

-------- YEAR 2032 --------

-------- YEAR 2033 --------

-------- YEAR 2034 --------

-------- YEAR 2035 --------

-------- YEAR 2036 --------

-------- YEAR 2037 --------

-------- YEAR 2038 --------

-------- YEAR 2039 --------

-------- YEAR 2040 --------

THERMAL UNIT		976	DUMMY_OP 976		
UNIT FUELS			1	2	3
-------- YEAR 2011 --------					
MINIMUM BURN PCT	%		0.00	0.00	0.00
UNIT FUEL AUXILIARY COSTS	$/MBTU		0.00	0.00	0.00
UNIT FUEL TYPE	FUEL ID		0	0	0

-------- YEAR 2012 --------

-------- YEAR 2013 --------

-------- YEAR 2014 --------

-------- YEAR 2015 --------

-------- YEAR 2016 --------

-------- YEAR 2017 --------

-------- YEAR 2018 --------

-------- YEAR 2019 --------

-------- YEAR 2020 --------

-------- YEAR 2021 --------

-------- YEAR 2022 --------

-------- YEAR 2023 --------

-------- YEAR 2024 --------

-------- YEAR 2025 --------

-------- YEAR 2026 --------

-------- YEAR 2027 --------

-------- YEAR 2028 --------

NOTE: DATA DISPLAYED AFTER 2011 ONLY IF
VALUE CHANGED FROM PREVIOUS YEAR.

AEP EAST
GENERATION AND FUEL MODULE
INPUT SUMMARY REPORT

QUALIFIER = GAF.INPUT.THERMAL UNIT.

THERMAL UNIT 976 DUMMY_OP 976
UNIT FUELS 1 2 3

-------- YEAR 2029 --------

-------- YEAR 2030 --------

-------- YEAR 2031 --------

-------- YEAR 2032 --------

-------- YEAR 2033 --------

-------- YEAR 2034 --------

-------- YEAR 2035 --------

-------- YEAR 2036 --------

-------- YEAR 2037 --------

-------- YEAR 2038 --------

-------- YEAR 2039 --------

-------- YEAR 2040 --------

THERMAL UNIT 977 DUMMY_OP 977
UNIT FUELS 1 2 3

-------- YEAR 2011 --------

MINIMUM BURN PCT	%	0.00	0.00	0.00
UNIT FUEL AUXILIARY COSTS	$/MBTU	0.00	0.00	0.00
UNIT FUEL TYPE	FUEL ID	0	0	0

-------- YEAR 2012 --------

-------- YEAR 2013 --------

-------- YEAR 2014 --------

-------- YEAR 2015 --------

-------- YEAR 2016 --------

-------- YEAR 2017 --------

-------- YEAR 2018 --------

-------- YEAR 2019 --------

-------- YEAR 2020 --------

-------- YEAR 2021 --------

-------- YEAR 2022 --------

-------- YEAR 2023 --------

-------- YEAR 2024 --------

-------- YEAR 2025 --------

-------- YEAR 2026 --------

-------- YEAR 2027 --------

-------- YEAR 2028 --------

-------- YEAR 2029 --------

-------- YEAR 2030 --------

-------- YEAR 2031 --------

-------- YEAR 2032 --------

-------- YEAR 2033 --------

-------- YEAR 2034 --------

-------- YEAR 2035 --------

-------- YEAR 2036 --------

-------- YEAR 2037 --------

-------- YEAR 2038 --------

-------- YEAR 2039 --------

-------- YEAR 2040 --------

THERMAL UNIT 978 DUMMY_OP 978
UNIT FUELS 1 2 3

-------- YEAR 2011 --------

MINIMUM BURN PCT	%	0.00	0.00	0.00
UNIT FUEL AUXILIARY COSTS	$/MBTU	0.00	0.00	0.00

UNIT FUEL TYPE	FUEL ID	0	0	0
-------- YEAR 2012 --------				
-------- YEAR 2013 --------				
-------- YEAR 2014 --------				
-------- YEAR 2015 --------				
-------- YEAR 2016 --------				
-------- YEAR 2017 --------				
-------- YEAR 2018 --------				
-------- YEAR 2019 --------				
-------- YEAR 2020 --------				
-------- YEAR 2021 --------				
-------- YEAR 2022 --------				
-------- YEAR 2023 --------				
-------- YEAR 2024 --------				
-------- YEAR 2025 --------				
-------- YEAR 2026 --------				
-------- YEAR 2027 --------				
-------- YEAR 2028 --------				
-------- YEAR 2029 --------				
-------- YEAR 2030 --------				
-------- YEAR 2031 --------				
-------- YEAR 2032 --------				
-------- YEAR 2033 --------				
-------- YEAR 2034 --------				
-------- YEAR 2035 --------				
-------- YEAR 2036 --------				
-------- YEAR 2037 --------				
-------- YEAR 2038 --------				
-------- YEAR 2039 --------				
-------- YEAR 2040 --------				

NOTE: DATA DISPLAYED AFTER 2011 ONLY IF
VALUE CHANGED FROM PREVIOUS YEAR.

AEP EAST
GENERATION AND FUEL MODULE
INPUT SUMMARY REPORT

QUALIFIER = GAF.INPUT.THERMAL UNIT.

THERMAL UNIT	979	DUMMY_OP 979		
UNIT FUELS		1	2	3
-------- YEAR 2011 --------				
MINIMUM BURN PCT	%	0.00	0.00	0.00
UNIT FUEL AUXILIARY COSTS	$/MBTU	0.00	0.00	0.00
UNIT FUEL TYPE	FUEL ID	0	0	0
-------- YEAR 2012 --------				
-------- YEAR 2013 --------				
-------- YEAR 2014 --------				
-------- YEAR 2015 --------				
-------- YEAR 2016 --------				
-------- YEAR 2017 --------				
-------- YEAR 2018 --------				
-------- YEAR 2019 --------				
-------- YEAR 2020 --------				
-------- YEAR 2021 --------				
-------- YEAR 2022 --------				
-------- YEAR 2023 --------				
-------- YEAR 2024 --------				
-------- YEAR 2025 --------				
-------- YEAR 2026 --------				
-------- YEAR 2027 --------				
-------- YEAR 2028 --------				
-------- YEAR 2029 --------				
-------- YEAR 2030 --------				
-------- YEAR 2031 --------				
-------- YEAR 2032 --------				
-------- YEAR 2033 --------				
-------- YEAR 2034 --------				
-------- YEAR 2035 --------				
-------- YEAR 2036 --------				
-------- YEAR 2037 --------				
-------- YEAR 2038 --------				
-------- YEAR 2039 --------				
-------- YEAR 2040 --------				

THERMAL UNIT	980	DUMMY_OP 980		
UNIT FUELS		1	2	3
-------- YEAR 2011 --------				
MINIMUM BURN PCT	%	0.00	0.00	0.00
UNIT FUEL AUXILIARY COSTS	$/MBTU	0.00	0.00	0.00
UNIT FUEL TYPE	FUEL ID	0	0	0
-------- YEAR 2012 --------				
-------- YEAR 2013 --------				
-------- YEAR 2014 --------				
-------- YEAR 2015 --------				
-------- YEAR 2016 --------				
-------- YEAR 2017 --------				
-------- YEAR 2018 --------				
-------- YEAR 2019 --------				
-------- YEAR 2020 --------				
-------- YEAR 2021 --------				
-------- YEAR 2022 --------				
-------- YEAR 2023 --------				
-------- YEAR 2024 --------				

-------- YEAR 2025 --------

-------- YEAR 2026 --------

-------- YEAR 2027 --------

-------- YEAR 2028 --------

-------- YEAR 2029 --------

-------- YEAR 2030 --------

-------- YEAR 2031 --------

-------- YEAR 2032 --------

-------- YEAR 2033 --------

-------- YEAR 2034 --------

-------- YEAR 2035 --------

-------- YEAR 2036 --------

-------- YEAR 2037 --------

-------- YEAR 2038 --------

-------- YEAR 2039 --------

-------- YEAR 2040 --------

THERMAL UNIT	981	DUMMY_OP 981		
UNIT FUELS		1	2	3
-------- YEAR 2011 --------				
MINIMUM BURN PCT	%	0.00	0.00	0.00
UNIT FUEL AUXILIARY COSTS	$/MBTU	0.00	0.00	0.00
UNIT FUEL TYPE	FUEL ID	0	0	0

-------- YEAR 2012 --------

-------- YEAR 2013 --------

-------- YEAR 2014 --------

-------- YEAR 2015 --------

-------- YEAR 2016 --------

-------- YEAR 2017 --------

-------- YEAR 2018 --------

-------- YEAR 2019 --------

-------- YEAR 2020 --------

-------- YEAR 2021 --------

-------- YEAR 2022 --------

NOTE: DATA DISPLAYED AFTER 2011 ONLY IF
VALUE CHANGED FROM PREVIOUS YEAR.

AEP EAST
GENERATION AND FUEL MODULE
INPUT SUMMARY REPORT

QUALIFIER = GAF.INPUT.THERMAL UNIT.

THERMAL UNIT	981	DUMMY_OP 981		
UNIT FUELS		1	2	3

-------- YEAR 2023 --------

-------- YEAR 2024 --------

-------- YEAR 2025 --------

-------- YEAR 2026 --------

-------- YEAR 2027 --------

-------- YEAR 2028 --------

-------- YEAR 2029 --------

-------- YEAR 2030 --------

-------- YEAR 2031 --------

-------- YEAR 2032 --------

-------- YEAR 2033 --------

-------- YEAR 2034 --------

-------- YEAR 2035 --------

-------- YEAR 2036 --------

-------- YEAR 2037 --------

-------- YEAR 2038 --------

-------- YEAR 2039 --------

-------- YEAR 2040 --------

THERMAL UNIT	982	DUMMY_OP 982		
UNIT FUELS		1	2	3
-------- YEAR 2011 --------				
MINIMUM BURN PCT	%	0.00	0.00	0.00
UNIT FUEL AUXILIARY COSTS	$/MBTU	0.00	0.00	0.00
UNIT FUEL TYPE	FUEL ID	0	0	0

-------- YEAR 2012 --------

-------- YEAR 2013 --------

-------- YEAR 2014 --------

-------- YEAR 2015 --------

-------- YEAR 2016 --------

-------- YEAR 2017 --------

-------- YEAR 2018 --------

-------- YEAR 2019 --------

-------- YEAR 2020 --------

-------- YEAR 2021 --------

-------- YEAR 2022 --------

-------- YEAR 2023 --------

-------- YEAR 2024 --------

-------- YEAR 2025 --------

-------- YEAR 2026 --------

-------- YEAR 2027 --------

-------- YEAR 2028 --------

-------- YEAR 2029 --------

-------- YEAR 2030 --------

-------- YEAR 2031 --------

-------- YEAR 2032 --------

-------- YEAR 2033 --------

-------- YEAR 2034 --------

-------- YEAR 2035 --------

-------- YEAR 2036 --------

-------- YEAR 2037 --------

-------- YEAR 2038 --------

-------- YEAR 2039 --------

-------- YEAR 2040 --------

THERMAL UNIT	983	DUMMY_OP 983		
UNIT FUELS		1	2	3
-------- YEAR 2011 --------				
MINIMUM BURN PCT	%	0.00	0.00	0.00
UNIT FUEL AUXILIARY COSTS	$/MBTU	0.00	0.00	0.00
UNIT FUEL TYPE	FUEL ID	0	0	0

-------- YEAR 2012 --------

-------- YEAR 2013 --------

-------- YEAR 2014 --------

-------- YEAR 2015 --------

-------- YEAR 2016 --------

-------- YEAR 2017 --------

-------- YEAR 2018 --------

-------- YEAR 2019 --------

-------- YEAR 2020 --------

-------- YEAR 2021 --------

-------- YEAR 2022 --------

-------- YEAR 2023 --------

-------- YEAR 2024 --------

-------- YEAR 2025 --------

-------- YEAR 2026 --------

-------- YEAR 2027 --------

-------- YEAR 2028 --------

-------- YEAR 2029 --------

-------- YEAR 2030 --------

-------- YEAR 2031 --------

-------- YEAR 2032 --------

-------- YEAR 2033 --------

-------- YEAR 2034 --------

-------- YEAR 2035 --------

NOTE: DATA DISPLAYED AFTER 2011 ONLY IF
VALUE CHANGED FROM PREVIOUS YEAR.

AEP EAST
GENERATION AND FUEL MODULE
INPUT SUMMARY REPORT

QUALIFIER = GAF.INPUT.THERMAL UNIT.

THERMAL UNIT	983	DUMMY_OP 983		
UNIT FUELS		1	2	3
-------- YEAR 2036 --------				
-------- YEAR 2037 --------				
-------- YEAR 2038 --------				
-------- YEAR 2039 --------				
-------- YEAR 2040 --------				

THERMAL UNIT	984	DUMMY_OP 984		
UNIT FUELS		1	2	3
-------- YEAR 2011 --------				
MINIMUM BURN PCT	%	0.00	0.00	0.00
UNIT FUEL AUXILIARY COSTS	$/MBTU	0.00	0.00	0.00
UNIT FUEL TYPE	FUEL ID	0	0	0
-------- YEAR 2012 --------				
-------- YEAR 2013 --------				
-------- YEAR 2014 --------				
-------- YEAR 2015 --------				
-------- YEAR 2016 --------				
-------- YEAR 2017 --------				
-------- YEAR 2018 --------				
-------- YEAR 2019 --------				
-------- YEAR 2020 --------				
-------- YEAR 2021 --------				
-------- YEAR 2022 --------				
-------- YEAR 2023 --------				
-------- YEAR 2024 --------				
-------- YEAR 2025 --------				
-------- YEAR 2026 --------				
-------- YEAR 2027 --------				
-------- YEAR 2028 --------				
-------- YEAR 2029 --------				
-------- YEAR 2030 --------				
-------- YEAR 2031 --------				
-------- YEAR 2032 --------				
-------- YEAR 2033 --------				
-------- YEAR 2034 --------				
-------- YEAR 2035 --------				
-------- YEAR 2036 --------				
-------- YEAR 2037 --------				
-------- YEAR 2038 --------				
-------- YEAR 2039 --------				
-------- YEAR 2040 --------				

THERMAL UNIT	985	DUMMY_OP 985		
UNIT FUELS		1	2	3
-------- YEAR 2011 --------				
MINIMUM BURN PCT	%	0.00	0.00	0.00
UNIT FUEL AUXILIARY COSTS	$/MBTU	0.00	0.00	0.00
UNIT FUEL TYPE	FUEL ID	0	0	0
-------- YEAR 2012 --------				
-------- YEAR 2013 --------				
-------- YEAR 2014 --------				
-------- YEAR 2015 --------				
-------- YEAR 2016 --------				
-------- YEAR 2017 --------				

-------- YEAR 2018 --------

-------- YEAR 2019 --------

-------- YEAR 2020 --------

-------- YEAR 2021 --------

-------- YEAR 2022 --------

-------- YEAR 2023 --------

-------- YEAR 2024 --------

-------- YEAR 2025 --------

-------- YEAR 2026 --------

-------- YEAR 2027 --------

-------- YEAR 2028 --------

-------- YEAR 2029 --------

-------- YEAR 2030 --------

-------- YEAR 2031 --------

-------- YEAR 2032 --------

-------- YEAR 2033 --------

-------- YEAR 2034 --------

-------- YEAR 2035 --------

-------- YEAR 2036 --------

-------- YEAR 2037 --------

-------- YEAR 2038 --------

-------- YEAR 2039 --------

-------- YEAR 2040 --------

THERMAL UNIT	986	DUMMY_OP 986		
UNIT FUELS		1	2	3
-------- YEAR 2011 --------				
MINIMUM BURN PCT	%	0.00	0.00	0.00
UNIT FUEL AUXILIARY COSTS	$/MBTU	0.00	0.00	0.00
UNIT FUEL TYPE	FUEL ID	0	0	0

-------- YEAR 2012 --------

-------- YEAR 2013 --------

-------- YEAR 2014 --------

-------- YEAR 2015 --------

NOTE: DATA DISPLAYED AFTER 2011 ONLY IF
VALUE CHANGED FROM PREVIOUS YEAR.

AEP EAST
GENERATION AND FUEL MODULE
INPUT SUMMARY REPORT

QUALIFIER = GAF.INPUT.THERMAL UNIT.

THERMAL UNIT	986	DUMMY_OP 986		
UNIT FUELS		1	2	3

-------- YEAR 2016 --------

-------- YEAR 2017 --------

-------- YEAR 2018 --------

-------- YEAR 2019 --------

-------- YEAR 2020 --------

-------- YEAR 2021 --------

-------- YEAR 2022 --------

-------- YEAR 2023 --------

-------- YEAR 2024 --------

-------- YEAR 2025 --------

-------- YEAR 2026 --------

-------- YEAR 2027 --------

-------- YEAR 2028 --------

-------- YEAR 2029 --------

-------- YEAR 2030 --------

-------- YEAR 2031 --------

-------- YEAR 2032 --------

-------- YEAR 2033 --------

-------- YEAR 2034 --------

-------- YEAR 2035 --------

-------- YEAR 2036 --------

-------- YEAR 2037 --------

-------- YEAR 2038 --------

-------- YEAR 2039 --------

-------- YEAR 2040 --------

THERMAL UNIT	987	DUMMY_OP 987		
UNIT FUELS		1	2	3

-------- YEAR 2011 --------

MINIMUM BURN PCT	%	0.00	0.00	0.00
UNIT FUEL AUXILIARY COSTS	$/MBTU	0.00	0.00	0.00
UNIT FUEL TYPE	FUEL ID	0	0	0

-------- YEAR 2012 --------

-------- YEAR 2013 --------

-------- YEAR 2014 --------

-------- YEAR 2015 --------

-------- YEAR 2016 --------

-------- YEAR 2017 --------

-------- YEAR 2018 --------

-------- YEAR 2019 --------

-------- YEAR 2020 --------

-------- YEAR 2021 --------

-------- YEAR 2022 --------

-------- YEAR 2023 --------

-------- YEAR 2024 --------

-------- YEAR 2025 --------

-------- YEAR 2026 --------

-------- YEAR 2027 --------

-------- YEAR 2028 --------

-------- YEAR 2029 --------

-------- YEAR 2030 --------

-------- YEAR 2031 --------

-------- YEAR 2032 --------

-------- YEAR 2033 --------

-------- YEAR 2034 --------

-------- YEAR 2035 --------

-------- YEAR 2036 --------

-------- YEAR 2037 --------

-------- YEAR 2038 --------

-------- YEAR 2039 --------

-------- YEAR 2040 --------

THERMAL UNIT	988	DUMMY_OP 988		
UNIT FUELS		1	2	3
-------- YEAR 2011 --------				
MINIMUM BURN PCT	%	0.00	0.00	0.00
UNIT FUEL AUXILIARY COSTS	$/MBTU	0.00	0.00	0.00
UNIT FUEL TYPE	FUEL ID	0	0	0

-------- YEAR 2012 --------

-------- YEAR 2013 --------

-------- YEAR 2014 --------

-------- YEAR 2015 --------

-------- YEAR 2016 --------

-------- YEAR 2017 --------

-------- YEAR 2018 --------

-------- YEAR 2019 --------

-------- YEAR 2020 --------

-------- YEAR 2021 --------

-------- YEAR 2022 --------

-------- YEAR 2023 --------

-------- YEAR 2024 --------

-------- YEAR 2025 --------

-------- YEAR 2026 --------

-------- YEAR 2027 --------

-------- YEAR 2028 --------

NOTE: DATA DISPLAYED AFTER 2011 ONLY IF
VALUE CHANGED FROM PREVIOUS YEAR.

AEP EAST
GENERATION AND FUEL MODULE
INPUT SUMMARY REPORT

QUALIFIER = GAF.INPUT.THERMAL UNIT.

THERMAL UNIT	988	DUMMY_OP 988		
UNIT FUELS		1	2	3
-------- YEAR 2029 --------				
-------- YEAR 2030 --------				
-------- YEAR 2031 --------				
-------- YEAR 2032 --------				
-------- YEAR 2033 --------				
-------- YEAR 2034 --------				
-------- YEAR 2035 --------				
-------- YEAR 2036 --------				
-------- YEAR 2037 --------				
-------- YEAR 2038 --------				
-------- YEAR 2039 --------				
-------- YEAR 2040 --------				

THERMAL UNIT	989	DUMMY_OP 989		
UNIT FUELS		1	2	3
-------- YEAR 2011 --------				
MINIMUM BURN PCT	%	0.00	0.00	0.00
UNIT FUEL AUXILIARY COSTS	$/MBTU	0.00	0.00	0.00
UNIT FUEL TYPE	FUEL ID	0	0	0
-------- YEAR 2012 --------				
-------- YEAR 2013 --------				
-------- YEAR 2014 --------				
-------- YEAR 2015 --------				
-------- YEAR 2016 --------				
-------- YEAR 2017 --------				
-------- YEAR 2018 --------				
-------- YEAR 2019 --------				
-------- YEAR 2020 --------				
-------- YEAR 2021 --------				
-------- YEAR 2022 --------				
-------- YEAR 2023 --------				
-------- YEAR 2024 --------				
-------- YEAR 2025 --------				
-------- YEAR 2026 --------				
-------- YEAR 2027 --------				
-------- YEAR 2028 --------				
-------- YEAR 2029 --------				
-------- YEAR 2030 --------				
-------- YEAR 2031 --------				
-------- YEAR 2032 --------				
-------- YEAR 2033 --------				
-------- YEAR 2034 --------				
-------- YEAR 2035 --------				
-------- YEAR 2036 --------				
-------- YEAR 2037 --------				
-------- YEAR 2038 --------				
-------- YEAR 2039 --------				
-------- YEAR 2040 --------				

THERMAL UNIT	990	DUMMY_OP 990		
UNIT FUELS		1	2	3
-------- YEAR 2011 --------				
MINIMUM BURN PCT	%	0.00	0.00	0.00
UNIT FUEL AUXILIARY COSTS	$/MBTU	0.00	0.00	0.00

UNIT FUEL TYPE	FUEL ID	0	0	0
-------- YEAR 2012 --------				
-------- YEAR 2013 --------				
-------- YEAR 2014 --------				
-------- YEAR 2015 --------				
-------- YEAR 2016 --------				
-------- YEAR 2017 --------				
-------- YEAR 2018 --------				
-------- YEAR 2019 --------				
-------- YEAR 2020 --------				
-------- YEAR 2021 --------				
-------- YEAR 2022 --------				
-------- YEAR 2023 --------				
-------- YEAR 2024 --------				
-------- YEAR 2025 --------				
-------- YEAR 2026 --------				
-------- YEAR 2027 --------				
-------- YEAR 2028 --------				
-------- YEAR 2029 --------				
-------- YEAR 2030 --------				
-------- YEAR 2031 --------				
-------- YEAR 2032 --------				
-------- YEAR 2033 --------				
-------- YEAR 2034 --------				
-------- YEAR 2035 --------				
-------- YEAR 2036 --------				
-------- YEAR 2037 --------				
-------- YEAR 2038 --------				
-------- YEAR 2039 --------				
-------- YEAR 2040 --------				

NOTE: DATA DISPLAYED AFTER 2011 ONLY IF
VALUE CHANGED FROM PREVIOUS YEAR.

AEP EAST
GENERATION AND FUEL MODULE
INPUT SUMMARY REPORT

QUALIFIER = GAF.INPUT.THERMAL UNIT.

THERMAL UNIT	991	DUMMY_OP 991		
UNIT FUELS		1	2	3
-------- YEAR 2011 --------				
MINIMUM BURN PCT	%	0.00	0.00	0.00
UNIT FUEL AUXILIARY COSTS	$/MBTU	0.00	0.00	0.00
UNIT FUEL TYPE	FUEL ID	0	0	0
-------- YEAR 2012 --------				
-------- YEAR 2013 --------				
-------- YEAR 2014 --------				
-------- YEAR 2015 --------				
-------- YEAR 2016 --------				
-------- YEAR 2017 --------				
-------- YEAR 2018 --------				
-------- YEAR 2019 --------				
-------- YEAR 2020 --------				
-------- YEAR 2021 --------				
-------- YEAR 2022 --------				
-------- YEAR 2023 --------				
-------- YEAR 2024 --------				
-------- YEAR 2025 --------				
-------- YEAR 2026 --------				
-------- YEAR 2027 --------				
-------- YEAR 2028 --------				
-------- YEAR 2029 --------				
-------- YEAR 2030 --------				
-------- YEAR 2031 --------				
-------- YEAR 2032 --------				
-------- YEAR 2033 --------				
-------- YEAR 2034 --------				
-------- YEAR 2035 --------				
-------- YEAR 2036 --------				
-------- YEAR 2037 --------				
-------- YEAR 2038 --------				
-------- YEAR 2039 --------				
-------- YEAR 2040 --------				

THERMAL UNIT	992	DUMMY_OP 992		
UNIT FUELS		1	2	3
-------- YEAR 2011 --------				
MINIMUM BURN PCT	%	0.00	0.00	0.00
UNIT FUEL AUXILIARY COSTS	$/MBTU	0.00	0.00	0.00
UNIT FUEL TYPE	FUEL ID	0	0	0
-------- YEAR 2012 --------				
-------- YEAR 2013 --------				
-------- YEAR 2014 --------				
-------- YEAR 2015 --------				
-------- YEAR 2016 --------				
-------- YEAR 2017 --------				
-------- YEAR 2018 --------				
-------- YEAR 2019 --------				
-------- YEAR 2020 --------				
-------- YEAR 2021 --------				
-------- YEAR 2022 --------				
-------- YEAR 2023 --------				
-------- YEAR 2024 --------				

-------- YEAR 2025 --------

-------- YEAR 2026 --------

-------- YEAR 2027 --------

-------- YEAR 2028 --------

-------- YEAR 2029 --------

-------- YEAR 2030 --------

-------- YEAR 2031 --------

-------- YEAR 2032 --------

-------- YEAR 2033 --------

-------- YEAR 2034 --------

-------- YEAR 2035 --------

-------- YEAR 2036 --------

-------- YEAR 2037 --------

-------- YEAR 2038 --------

-------- YEAR 2039 --------

-------- YEAR 2040 --------

THERMAL UNIT		993	DUMMY_OP 993		
UNIT FUELS			1	2	3
-------- YEAR 2011 --------					
MINIMUM BURN PCT	%		0.00	0.00	0.00
UNIT FUEL AUXILIARY COSTS	$/MBTU		0.00	0.00	0.00
UNIT FUEL TYPE	FUEL ID		0	0	0

-------- YEAR 2012 --------

-------- YEAR 2013 --------

-------- YEAR 2014 --------

-------- YEAR 2015 --------

-------- YEAR 2016 --------

-------- YEAR 2017 --------

-------- YEAR 2018 --------

-------- YEAR 2019 --------

-------- YEAR 2020 --------

-------- YEAR 2021 --------

-------- YEAR 2022 --------

NOTE: DATA DISPLAYED AFTER 2011 ONLY IF
VALUE CHANGED FROM PREVIOUS YEAR.

AEP EAST
GENERATION AND FUEL MODULE
INPUT SUMMARY REPORT

QUALIFIER = GAF.INPUT.THERMAL UNIT.

THERMAL UNIT	993	DUMMY_OP 993		
UNIT FUELS		1	2	3
-------- YEAR 2023 --------				
-------- YEAR 2024 --------				
-------- YEAR 2025 --------				
-------- YEAR 2026 --------				
-------- YEAR 2027 --------				
-------- YEAR 2028 --------				
-------- YEAR 2029 --------				
-------- YEAR 2030 --------				
-------- YEAR 2031 --------				
-------- YEAR 2032 --------				
-------- YEAR 2033 --------				
-------- YEAR 2034 --------				
-------- YEAR 2035 --------				
-------- YEAR 2036 --------				
-------- YEAR 2037 --------				
-------- YEAR 2038 --------				
-------- YEAR 2039 --------				
-------- YEAR 2040 --------				

THERMAL UNIT	994	DUMMY_OP 994		
UNIT FUELS		1	2	3
-------- YEAR 2011 --------				
MINIMUM BURN PCT	%	0.00	0.00	0.00
UNIT FUEL AUXILIARY COSTS	$/MBTU	0.00	0.00	0.00
UNIT FUEL TYPE	FUEL ID	0	0	0
-------- YEAR 2012 --------				
-------- YEAR 2013 --------				
-------- YEAR 2014 --------				
-------- YEAR 2015 --------				
-------- YEAR 2016 --------				
-------- YEAR 2017 --------				
-------- YEAR 2018 --------				
-------- YEAR 2019 --------				
-------- YEAR 2020 --------				
-------- YEAR 2021 --------				
-------- YEAR 2022 --------				
-------- YEAR 2023 --------				
-------- YEAR 2024 --------				
-------- YEAR 2025 --------				
-------- YEAR 2026 --------				
-------- YEAR 2027 --------				
-------- YEAR 2028 --------				
-------- YEAR 2029 --------				
-------- YEAR 2030 --------				
-------- YEAR 2031 --------				
-------- YEAR 2032 --------				
-------- YEAR 2033 --------				
-------- YEAR 2034 --------				
-------- YEAR 2035 --------				
-------- YEAR 2036 --------				
-------- YEAR 2037 --------				

-------- YEAR 2038 --------

-------- YEAR 2039 --------

-------- YEAR 2040 --------

THERMAL UNIT	995	DUMMY_OP 995		
UNIT FUELS		1	2	3

-------- YEAR 2011 --------

MINIMUM BURN PCT	%	0.00	0.00	0.00
UNIT FUEL AUXILIARY COSTS	$/MBTU	0.00	0.00	0.00
UNIT FUEL TYPE	FUEL ID	0	0	0

-------- YEAR 2012 --------

-------- YEAR 2013 --------

-------- YEAR 2014 --------

-------- YEAR 2015 --------

-------- YEAR 2016 --------

-------- YEAR 2017 --------

-------- YEAR 2018 --------

-------- YEAR 2019 --------

-------- YEAR 2020 --------

-------- YEAR 2021 --------

-------- YEAR 2022 --------

-------- YEAR 2023 --------

-------- YEAR 2024 --------

-------- YEAR 2025 --------

-------- YEAR 2026 --------

-------- YEAR 2027 --------

-------- YEAR 2028 --------

-------- YEAR 2029 --------

-------- YEAR 2030 --------

-------- YEAR 2031 --------

-------- YEAR 2032 --------

-------- YEAR 2033 --------

-------- YEAR 2034 --------

-------- YEAR 2035 --------

NOTE: DATA DISPLAYED AFTER 2011 ONLY IF
VALUE CHANGED FROM PREVIOUS YEAR.

AEP EAST
GENERATION AND FUEL MODULE
INPUT SUMMARY REPORT

QUALIFIER = GAF.INPUT.THERMAL UNIT.

THERMAL UNIT		995	DUMMY_OP 995		
UNIT FUELS			1	2	3
-------- YEAR 2036 --------					
-------- YEAR 2037 --------					
-------- YEAR 2038 --------					
-------- YEAR 2039 --------					
-------- YEAR 2040 --------					
THERMAL UNIT		996	T4_TRONA 996		
UNIT FUELS			1	2	3
-------- YEAR 2011 --------					
MINIMUM BURN PCT	%		100.00	0.00	0.00
UNIT FUEL AUXILIARY COSTS	$/MBTU		0.15	0.00	0.00
UNIT FUEL TYPE	FUEL ID		69	0	0
-------- YEAR 2012 --------					
UNIT FUEL AUXILIARY COSTS	$/MBTU		0.16	0.00	0.00
-------- YEAR 2013 --------					
UNIT FUEL AUXILIARY COSTS	$/MBTU		0.16	0.00	0.00
-------- YEAR 2014 --------					
UNIT FUEL AUXILIARY COSTS	$/MBTU		0.17	0.00	0.00
-------- YEAR 2015 --------					
UNIT FUEL AUXILIARY COSTS	$/MBTU		0.17	0.00	0.00
-------- YEAR 2016 --------					
UNIT FUEL AUXILIARY COSTS	$/MBTU		0.18	0.00	0.00
-------- YEAR 2017 --------					
UNIT FUEL AUXILIARY COSTS	$/MBTU		0.18	0.00	0.00
-------- YEAR 2018 --------					
UNIT FUEL AUXILIARY COSTS	$/MBTU		0.19	0.00	0.00
-------- YEAR 2019 --------					
UNIT FUEL AUXILIARY COSTS	$/MBTU		0.19	0.00	0.00
-------- YEAR 2020 --------					
UNIT FUEL AUXILIARY COSTS	$/MBTU		0.20	0.00	0.00
-------- YEAR 2021 --------					
UNIT FUEL AUXILIARY COSTS	$/MBTU		0.20	0.00	0.00
-------- YEAR 2022 --------					
UNIT FUEL AUXILIARY COSTS	$/MBTU		0.21	0.00	0.00
-------- YEAR 2023 --------					
UNIT FUEL AUXILIARY COSTS	$/MBTU		0.22	0.00	0.00
-------- YEAR 2024 --------					
UNIT FUEL AUXILIARY COSTS	$/MBTU		0.22	0.00	0.00
-------- YEAR 2025 --------					
UNIT FUEL AUXILIARY COSTS	$/MBTU		0.23	0.00	0.00
-------- YEAR 2026 --------					
UNIT FUEL AUXILIARY COSTS	$/MBTU		0.23	0.00	0.00
-------- YEAR 2027 --------					
UNIT FUEL AUXILIARY COSTS	$/MBTU		0.24	0.00	0.00
-------- YEAR 2028 --------					
UNIT FUEL AUXILIARY COSTS	$/MBTU		0.25	0.00	0.00
-------- YEAR 2029 --------					
UNIT FUEL AUXILIARY COSTS	$/MBTU		0.26	0.00	0.00
-------- YEAR 2030 --------					
UNIT FUEL AUXILIARY COSTS	$/MBTU		0.26	0.00	0.00
-------- YEAR 2031 --------					
UNIT FUEL AUXILIARY COSTS	$/MBTU		0.27	0.00	0.00
-------- YEAR 2032 --------					
UNIT FUEL AUXILIARY COSTS	$/MBTU		0.28	0.00	0.00
-------- YEAR 2033 --------					
UNIT FUEL AUXILIARY COSTS	$/MBTU		0.29	0.00	0.00
-------- YEAR 2034 --------					
UNIT FUEL AUXILIARY COSTS	$/MBTU		0.29	0.00	0.00
-------- YEAR 2035 --------					
UNIT FUEL AUXILIARY COSTS	$/MBTU		0.30	0.00	0.00
-------- YEAR 2036 --------					
UNIT FUEL AUXILIARY COSTS	$/MBTU		0.31	0.00	0.00
-------- YEAR 2037 --------					
UNIT FUEL AUXILIARY COSTS	$/MBTU		0.32	0.00	0.00

-------- YEAR 2038 --------				
UNIT FUEL AUXILIARY COSTS	$/MBTU	0.33	0.00	0.00
-------- YEAR 2039 --------				
UNIT FUEL AUXILIARY COSTS	$/MBTU	0.34	0.00	0.00
-------- YEAR 2040 --------				
UNIT FUEL AUXILIARY COSTS	$/MBTU	0.35	0.00	0.00
THERMAL UNIT	997	RP2TR_KP 997		
UNIT FUELS		1	2	3
-------- YEAR 2011 --------				
MINIMUM BURN PCT	%	100.00	0.00	0.00
UNIT FUEL AUXILIARY COSTS	$/MBTU	0.41	0.00	0.00
UNIT FUEL TYPE	FUEL ID	59	0	0
-------- YEAR 2012 --------				
UNIT FUEL AUXILIARY COSTS	$/MBTU	0.43	0.00	0.00
-------- YEAR 2013 --------				
UNIT FUEL AUXILIARY COSTS	$/MBTU	0.43	0.00	0.00
-------- YEAR 2014 --------				
UNIT FUEL AUXILIARY COSTS	$/MBTU	0.44	0.00	0.00
-------- YEAR 2015 --------				
UNIT FUEL AUXILIARY COSTS	$/MBTU	0.45	0.00	0.00
-------- YEAR 2016 --------				
UNIT FUEL AUXILIARY COSTS	$/MBTU	0.46	0.00	0.00
-------- YEAR 2017 --------				
UNIT FUEL AUXILIARY COSTS	$/MBTU	0.48	0.00	0.00
-------- YEAR 2018 --------				
UNIT FUEL AUXILIARY COSTS	$/MBTU	0.49	0.00	0.00
-------- YEAR 2019 --------				
UNIT FUEL AUXILIARY COSTS	$/MBTU	0.50	0.00	0.00
-------- YEAR 2020 --------				
UNIT FUEL AUXILIARY COSTS	$/MBTU	0.51	0.00	0.00
-------- YEAR 2021 --------				
UNIT FUEL AUXILIARY COSTS	$/MBTU	0.53	0.00	0.00
-------- YEAR 2022 --------				
UNIT FUEL AUXILIARY COSTS	$/MBTU	0.54	0.00	0.00
-------- YEAR 2023 --------				
UNIT FUEL AUXILIARY COSTS	$/MBTU	0.55	0.00	0.00
-------- YEAR 2024 --------				
UNIT FUEL AUXILIARY COSTS	$/MBTU	0.57	0.00	0.00
-------- YEAR 2025 --------				
UNIT FUEL AUXILIARY COSTS	$/MBTU	0.58	0.00	0.00
-------- YEAR 2026 --------				
UNIT FUEL AUXILIARY COSTS	$/MBTU	0.60	0.00	0.00

NOTE: DATA DISPLAYED AFTER 2011 ONLY IF
VALUE CHANGED FROM PREVIOUS YEAR.

AEP EAST
GENERATION AND FUEL MODULE
INPUT SUMMARY REPORT

QUALIFIER = GAF.INPUT.THERMAL UNIT.

THERMAL UNIT	997	RP2TR_KP 997		
UNIT FUELS		1	2	3
-------- YEAR 2027 --------				
UNIT FUEL AUXILIARY COSTS	$/MBTU	0.61	0.00	0.00
-------- YEAR 2028 --------				
UNIT FUEL AUXILIARY COSTS	$/MBTU	0.63	0.00	0.00
-------- YEAR 2029 --------				
UNIT FUEL AUXILIARY COSTS	$/MBTU	0.64	0.00	0.00
-------- YEAR 2030 --------				
UNIT FUEL AUXILIARY COSTS	$/MBTU	0.66	0.00	0.00
-------- YEAR 2031 --------				
UNIT FUEL AUXILIARY COSTS	$/MBTU	0.68	0.00	0.00
-------- YEAR 2032 --------				
UNIT FUEL AUXILIARY COSTS	$/MBTU	0.70	0.00	0.00
-------- YEAR 2033 --------				
UNIT FUEL AUXILIARY COSTS	$/MBTU	0.71	0.00	0.00
-------- YEAR 2034 --------				
UNIT FUEL AUXILIARY COSTS	$/MBTU	0.73	0.00	0.00
-------- YEAR 2035 --------				
UNIT FUEL AUXILIARY COSTS	$/MBTU	0.75	0.00	0.00
-------- YEAR 2036 --------				
UNIT FUEL AUXILIARY COSTS	$/MBTU	0.77	0.00	0.00
-------- YEAR 2037 --------				
UNIT FUEL AUXILIARY COSTS	$/MBTU	0.79	0.00	0.00
-------- YEAR 2038 --------				
UNIT FUEL AUXILIARY COSTS	$/MBTU	0.81	0.00	0.00
-------- YEAR 2039 --------				
UNIT FUEL AUXILIARY COSTS	$/MBTU	0.83	0.00	0.00
-------- YEAR 2040 --------				
UNIT FUEL AUXILIARY COSTS	$/MBTU	0.85	0.00	0.00
THERMAL UNIT	998	RP2TR_IM 998		
UNIT FUELS		1	2	3
-------- YEAR 2011 --------				
MINIMUM BURN PCT	%	100.00	0.00	0.00
UNIT FUEL AUXILIARY COSTS	$/MBTU	0.41	0.00	0.00
UNIT FUEL TYPE	FUEL ID	59	0	0
-------- YEAR 2012 --------				
UNIT FUEL AUXILIARY COSTS	$/MBTU	0.43	0.00	0.00
-------- YEAR 2013 --------				
UNIT FUEL AUXILIARY COSTS	$/MBTU	0.43	0.00	0.00
-------- YEAR 2014 --------				
UNIT FUEL AUXILIARY COSTS	$/MBTU	0.44	0.00	0.00
-------- YEAR 2015 --------				
UNIT FUEL AUXILIARY COSTS	$/MBTU	0.45	0.00	0.00
-------- YEAR 2016 --------				
UNIT FUEL AUXILIARY COSTS	$/MBTU	0.46	0.00	0.00
-------- YEAR 2017 --------				
UNIT FUEL AUXILIARY COSTS	$/MBTU	0.48	0.00	0.00
-------- YEAR 2018 --------				
UNIT FUEL AUXILIARY COSTS	$/MBTU	0.49	0.00	0.00
-------- YEAR 2019 --------				
UNIT FUEL AUXILIARY COSTS	$/MBTU	0.50	0.00	0.00
-------- YEAR 2020 --------				
UNIT FUEL AUXILIARY COSTS	$/MBTU	0.51	0.00	0.00
-------- YEAR 2021 --------				
UNIT FUEL AUXILIARY COSTS	$/MBTU	0.53	0.00	0.00
-------- YEAR 2022 --------				
UNIT FUEL AUXILIARY COSTS	$/MBTU	0.54	0.00	0.00
-------- YEAR 2023 --------				
UNIT FUEL AUXILIARY COSTS	$/MBTU	0.55	0.00	0.00
-------- YEAR 2024 --------				
UNIT FUEL AUXILIARY COSTS	$/MBTU	0.57	0.00	0.00
-------- YEAR 2025 --------				
UNIT FUEL AUXILIARY COSTS	$/MBTU	0.58	0.00	0.00
-------- YEAR 2026 --------				
UNIT FUEL AUXILIARY COSTS	$/MBTU	0.60	0.00	0.00
-------- YEAR 2027 --------				

UNIT FUEL AUXILIARY COSTS	$/MBTU	0.61	0.00	0.00
-------- YEAR 2028 --------				
UNIT FUEL AUXILIARY COSTS	$/MBTU	0.63	0.00	0.00
-------- YEAR 2029 --------				
UNIT FUEL AUXILIARY COSTS	$/MBTU	0.64	0.00	0.00
-------- YEAR 2030 --------				
UNIT FUEL AUXILIARY COSTS	$/MBTU	0.66	0.00	0.00
-------- YEAR 2031 --------				
UNIT FUEL AUXILIARY COSTS	$/MBTU	0.68	0.00	0.00
-------- YEAR 2032 --------				
UNIT FUEL AUXILIARY COSTS	$/MBTU	0.70	0.00	0.00
-------- YEAR 2033 --------				
UNIT FUEL AUXILIARY COSTS	$/MBTU	0.71	0.00	0.00
-------- YEAR 2034 --------				
UNIT FUEL AUXILIARY COSTS	$/MBTU	0.73	0.00	0.00
-------- YEAR 2035 --------				
UNIT FUEL AUXILIARY COSTS	$/MBTU	0.75	0.00	0.00
-------- YEAR 2036 --------				
UNIT FUEL AUXILIARY COSTS	$/MBTU	0.77	0.00	0.00
-------- YEAR 2037 --------				
UNIT FUEL AUXILIARY COSTS	$/MBTU	0.79	0.00	0.00
-------- YEAR 2038 --------				
UNIT FUEL AUXILIARY COSTS	$/MBTU	0.81	0.00	0.00
-------- YEAR 2039 --------				
UNIT FUEL AUXILIARY COSTS	$/MBTU	0.83	0.00	0.00
-------- YEAR 2040 --------				
UNIT FUEL AUXILIARY COSTS	$/MBTU	0.85	0.00	0.00
THERMAL UNIT	999	DUMMY_OP 999		
UNIT FUELS		1	2	3
-------- YEAR 2011 --------				
MINIMUM BURN PCT	%	0.00	0.00	0.00
UNIT FUEL AUXILIARY COSTS	$/MBTU	0.00	0.00	0.00
UNIT FUEL TYPE	FUEL ID	0	0	0
-------- YEAR 2012 --------				
-------- YEAR 2013 --------				
-------- YEAR 2014 --------				
-------- YEAR 2015 --------				
-------- YEAR 2016 --------				
-------- YEAR 2017 --------				
-------- YEAR 2018 --------				

NOTE: DATA DISPLAYED AFTER 2011 ONLY IF
VALUE CHANGED FROM PREVIOUS YEAR.

AEP EAST
GENERATION AND FUEL MODULE
INPUT SUMMARY REPORT

QUALIFIER = GAF.INPUT.THERMAL UNIT.

THERMAL UNIT	999	DUMMY_OP	999		
UNIT FUELS			1	2	3

-------- YEAR 2019 --------

-------- YEAR 2020 --------

-------- YEAR 2021 --------

-------- YEAR 2022 --------

-------- YEAR 2023 --------

-------- YEAR 2024 --------

-------- YEAR 2025 --------

-------- YEAR 2026 --------

-------- YEAR 2027 --------

-------- YEAR 2028 --------

-------- YEAR 2029 --------

-------- YEAR 2030 --------

-------- YEAR 2031 --------

-------- YEAR 2032 --------

-------- YEAR 2033 --------

-------- YEAR 2034 --------

-------- YEAR 2035 --------

-------- YEAR 2036 --------

-------- YEAR 2037 --------

-------- YEAR 2038 --------

-------- YEAR 2039 --------

-------- YEAR 2040 --------

NOTE: DATA DISPLAYED AFTER 2011 ONLY IF
VALUE CHANGED FROM PREVIOUS YEAR.

AEP EAST
GENERATION AND FUEL MODULE
INPUT SUMMARY REPORT

QUALIFIER = GAF.INPUT.THERMAL UNIT.

GENERATING COMPANIES THERMAL UNIT	1 OPCO+CSP	1 AMOS 1	2 AMOS 2	3 AMOS_OP 3	4 BECKJORD 6	5 BIG SAND 1	6 BIG SAND 2	7 CARD 1+2 1
-------- YEAR 2011 --------								
OWNERSHIP RATIO	RATIO	0.00	0.00	1.00	1.00	0.00	0.00	1.00
-------- YEAR 2012 --------								
-------- YEAR 2013 --------								
-------- YEAR 2014 --------								
-------- YEAR 2015 --------								
-------- YEAR 2016 --------								
-------- YEAR 2017 --------								
-------- YEAR 2018 --------								
-------- YEAR 2019 --------								
-------- YEAR 2020 --------								
-------- YEAR 2021 --------								
-------- YEAR 2022 --------								
-------- YEAR 2023 --------								
-------- YEAR 2024 --------								
-------- YEAR 2025 --------								
-------- YEAR 2026 --------								
-------- YEAR 2027 --------								
-------- YEAR 2028 --------								
-------- YEAR 2029 --------								
-------- YEAR 2030 --------								
-------- YEAR 2031 --------								
-------- YEAR 2032 --------								
-------- YEAR 2033 --------								
-------- YEAR 2034 --------								
-------- YEAR 2035 --------								
-------- YEAR 2036 --------								
-------- YEAR 2037 --------								
-------- YEAR 2038 --------								
-------- YEAR 2039 --------								
-------- YEAR 2040 --------								

GENERATING COMPANIES THERMAL UNIT	1 OPCO+CSP	8 CARD 1+2 2	9 CARD 3 3	10 CLIFTY 1	11 CLIFTY 2	12 CLIFTY 3	13 CLIFTY 4	14 CLIFTY 5
-------- YEAR 2011 --------								
OWNERSHIP RATIO	RATIO	1.00	1.00	1.00	1.00	1.00	1.00	1.00
-------- YEAR 2012 --------								
-------- YEAR 2013 --------								
-------- YEAR 2014 --------								
-------- YEAR 2015 --------								
-------- YEAR 2016 --------								
-------- YEAR 2017 --------								
-------- YEAR 2018 --------								
-------- YEAR 2019 --------								
-------- YEAR 2020 --------								
-------- YEAR 2021 --------								
-------- YEAR 2022 --------								
-------- YEAR 2023 --------								
-------- YEAR 2024 --------								

-------- YEAR 2025 --------

-------- YEAR 2026 --------

-------- YEAR 2027 --------

-------- YEAR 2028 --------

-------- YEAR 2029 --------

-------- YEAR 2030 --------

-------- YEAR 2031 --------

-------- YEAR 2032 --------

-------- YEAR 2033 --------

-------- YEAR 2034 --------

-------- YEAR 2035 --------

-------- YEAR 2036 --------

-------- YEAR 2037 --------

-------- YEAR 2038 --------

-------- YEAR 2039 --------

-------- YEAR 2040 --------

GENERATING COMPANIES	1 OPCO+CSP							
THERMAL UNIT		15	16	17	18	19	20	21
		CLIFTY	CLINCH R	CLINCH R	CLINCH R	ROCKP_KP	ROCKP_KP	CSVL 1-4
		6	1	2	3	1	2	3
-------- YEAR 2011 --------								
OWNERSHIP RATIO	RATIO	1.00	0.00	0.00	0.00	0.00	0.00	1.00

-------- YEAR 2012 --------

-------- YEAR 2013 --------

-------- YEAR 2014 --------

-------- YEAR 2015 --------

-------- YEAR 2016 --------

-------- YEAR 2017 --------

-------- YEAR 2018 --------

-------- YEAR 2019 --------

-------- YEAR 2020 --------

-------- YEAR 2021 --------

-------- YEAR 2022 --------

NOTE: DATA DISPLAYED AFTER 2011 ONLY IF
VALUE CHANGED FROM PREVIOUS YEAR.

AEP EAST
GENERATION AND FUEL MODULE
INPUT SUMMARY REPORT

QUALIFIER = GAF.INPUT.THERMAL UNIT.

GENERATING COMPANIES THERMAL UNIT	1 OPCO+CSP	15 CLIFTY 6	16 CLINCH R 1	17 CLINCH R 2	18 CLINCH R 3	19 ROCKP_KP 1	20 ROCKP_KP 2	21 CSVL 1-4 3
-------- YEAR 2023 --------								
-------- YEAR 2024 --------								
-------- YEAR 2025 --------								
-------- YEAR 2026 --------								
-------- YEAR 2027 --------								
-------- YEAR 2028 --------								
-------- YEAR 2029 --------								
-------- YEAR 2030 --------								
-------- YEAR 2031 --------								
-------- YEAR 2032 --------								
-------- YEAR 2033 --------								
-------- YEAR 2034 --------								
-------- YEAR 2035 --------								
-------- YEAR 2036 --------								
-------- YEAR 2037 --------								
-------- YEAR 2038 --------								
-------- YEAR 2039 --------								
-------- YEAR 2040 --------								

GENERATING COMPANIES THERMAL UNIT	1 OPCO+CSP	22 CSVL 1-4 4	23 CSVL 5+6 5	24 CSVL 5+6 6	25 D C COOK 1	26 D C COOK 2	27 GAVIN 1	28 GAVIN 2
-------- YEAR 2011 --------								
OWNERSHIP RATIO	RATIO	1.00	1.00	1.00	0.00	0.00	1.00	1.00
-------- YEAR 2012 --------								
-------- YEAR 2013 --------								
-------- YEAR 2014 --------								
-------- YEAR 2015 --------								
-------- YEAR 2016 --------								
-------- YEAR 2017 --------								
-------- YEAR 2018 --------								
-------- YEAR 2019 --------								
-------- YEAR 2020 --------								
-------- YEAR 2021 --------								
-------- YEAR 2022 --------								
-------- YEAR 2023 --------								
-------- YEAR 2024 --------								
-------- YEAR 2025 --------								
-------- YEAR 2026 --------								
-------- YEAR 2027 --------								
-------- YEAR 2028 --------								
-------- YEAR 2029 --------								
-------- YEAR 2030 --------								
-------- YEAR 2031 --------								
-------- YEAR 2032 --------								
-------- YEAR 2033 --------								
-------- YEAR 2034 --------								
-------- YEAR 2035 --------								
-------- YEAR 2036 --------								

-------- YEAR 2037 --------

-------- YEAR 2038 --------

-------- YEAR 2039 --------

-------- YEAR 2040 --------

GENERATING COMPANIES THERMAL UNIT	1 OPCO+CSP	29 GLEN LYN 5	30 GLEN LYN 6	31 0	32 0	33 KAMMER 1	34 KAMMER 2	35 KAMMER 3
-------- YEAR 2011 --------								
OWNERSHIP RATIO	RATIO	0.00	0.00	1.00	1.00	1.00	1.00	1.00

-------- YEAR 2012 --------

-------- YEAR 2013 --------

-------- YEAR 2014 --------

-------- YEAR 2015 --------

-------- YEAR 2016 --------

-------- YEAR 2017 --------

-------- YEAR 2018 --------

-------- YEAR 2019 --------

-------- YEAR 2020 --------

-------- YEAR 2021 --------

-------- YEAR 2022 --------

-------- YEAR 2023 --------

-------- YEAR 2024 --------

-------- YEAR 2025 --------

-------- YEAR 2026 --------

-------- YEAR 2027 --------

-------- YEAR 2028 --------

-------- YEAR 2029 --------

-------- YEAR 2030 --------

-------- YEAR 2031 --------

-------- YEAR 2032 --------

-------- YEAR 2033 --------

-------- YEAR 2034 --------

NOTE: DATA DISPLAYED AFTER 2011 ONLY IF
VALUE CHANGED FROM PREVIOUS YEAR.

AEP EAST
GENERATION AND FUEL MODULE
INPUT SUMMARY REPORT

QUALIFIER = GAF.INPUT.THERMAL UNIT.

GENERATING COMPANIES	1 OPCO+CSP							
THERMAL UNIT		29	30	31	32	33	34	35
		GLEN LYN	GLEN LYN			KAMMER	KAMMER	KAMMER
		5	6	0	0	1	2	3
-------- YEAR 2035 --------								
-------- YEAR 2036 --------								
-------- YEAR 2037 --------								
-------- YEAR 2038 --------								
-------- YEAR 2039 --------								
-------- YEAR 2040 --------								

GENERATING COMPANIES	1 OPCO+CSP							
THERMAL UNIT		36	37	38	39	40	41	42
		KANAWHA	KANAWHA	KYGER	KYGER	KYGER	KYGER	KYGER
		1	2	1	2	3	4	5
-------- YEAR 2011 --------								
OWNERSHIP RATIO	RATIO	0.00	0.00	1.00	1.00	1.00	1.00	1.00
-------- YEAR 2012 --------								
-------- YEAR 2013 --------								
-------- YEAR 2014 --------								
-------- YEAR 2015 --------								
-------- YEAR 2016 --------								
-------- YEAR 2017 --------								
-------- YEAR 2018 --------								
-------- YEAR 2019 --------								
-------- YEAR 2020 --------								
-------- YEAR 2021 --------								
-------- YEAR 2022 --------								
-------- YEAR 2023 --------								
-------- YEAR 2024 --------								
-------- YEAR 2025 --------								
-------- YEAR 2026 --------								
-------- YEAR 2027 --------								
-------- YEAR 2028 --------								
-------- YEAR 2029 --------								
-------- YEAR 2030 --------								
-------- YEAR 2031 --------								
-------- YEAR 2032 --------								
-------- YEAR 2033 --------								
-------- YEAR 2034 --------								
-------- YEAR 2035 --------								
-------- YEAR 2036 --------								
-------- YEAR 2037 --------								
-------- YEAR 2038 --------								
-------- YEAR 2039 --------								
-------- YEAR 2040 --------								

GENERATING COMPANIES	1 OPCO+CSP							
THERMAL UNIT		43	44	45	46	47	48	49
		MITCHELL	MITCHELL	MOUNT_ER	MUSK RVR	MUSK RVR	MUSK RVR	MUSK RVR
		1	2	1	1	2	3	4
-------- YEAR 2011 --------								
OWNERSHIP RATIO	RATIO	1.00	1.00	0.00	1.00	1.00	1.00	1.00
-------- YEAR 2012 --------								
-------- YEAR 2013 --------								
-------- YEAR 2014 --------								
-------- YEAR 2015 --------								

-------- YEAR 2016 --------

-------- YEAR 2017 --------

-------- YEAR 2018 --------

-------- YEAR 2019 --------

-------- YEAR 2020 --------

-------- YEAR 2021 --------

-------- YEAR 2022 --------

-------- YEAR 2023 --------

-------- YEAR 2024 --------

-------- YEAR 2025 --------

-------- YEAR 2026 --------

-------- YEAR 2027 --------

-------- YEAR 2028 --------

-------- YEAR 2029 --------

-------- YEAR 2030 --------

-------- YEAR 2031 --------

-------- YEAR 2032 --------

-------- YEAR 2033 --------

-------- YEAR 2034 --------

-------- YEAR 2035 --------

-------- YEAR 2036 --------

-------- YEAR 2037 --------

-------- YEAR 2038 --------

-------- YEAR 2039 --------

-------- YEAR 2040 --------

GENERATING COMPANIES	1 OPCO+CSP							
THERMAL UNIT		50	51	52	53	54	55	56
		MUSK RVR	P SPORN	P SPORN	P SPORN	P SPORN	P SPORN	PICWAY
		5	1	2	3	4	5	5
-------- YEAR 2011 --------								
OWNERSHIP RATIO	RATIO	1.00	0.00	1.00	0.00	1.00	1.00	1.00

-------- YEAR 2012 --------

-------- YEAR 2013 --------

NOTE: DATA DISPLAYED AFTER 2011 ONLY IF
VALUE CHANGED FROM PREVIOUS YEAR.

AEP EAST
GENERATION AND FUEL MODULE
INPUT SUMMARY REPORT

QUALIFIER = GAF.INPUT.THERMAL UNIT.

GENERATING COMPANIES	1 OPCO+CSP						
THERMAL UNIT	50	51	52	53	54	55	56
	MUSK RVR	P SPORN	P SPORN	P SPORN	P SPORN	P SPORN	PICWAY
	5	1	2	3	4	5	5
-------- YEAR 2014 --------							
-------- YEAR 2015 --------							
-------- YEAR 2016 --------							
-------- YEAR 2017 --------							
-------- YEAR 2018 --------							
-------- YEAR 2019 --------							
-------- YEAR 2020 --------							
-------- YEAR 2021 --------							
-------- YEAR 2022 --------							
-------- YEAR 2023 --------							
-------- YEAR 2024 --------							
-------- YEAR 2025 --------							
-------- YEAR 2026 --------							
-------- YEAR 2027 --------							
-------- YEAR 2028 --------							
-------- YEAR 2029 --------							
-------- YEAR 2030 --------							
-------- YEAR 2031 --------							
-------- YEAR 2032 --------							
-------- YEAR 2033 --------							
-------- YEAR 2034 --------							
-------- YEAR 2035 --------							
-------- YEAR 2036 --------							
-------- YEAR 2037 --------							
-------- YEAR 2038 --------							
-------- YEAR 2039 --------							
-------- YEAR 2040 --------							

GENERATING COMPANIES	1 OPCO+CSP						
THERMAL UNIT	57	58	59	60	61	62	63
	RPRET_IM	RPRUN_IM	ROCKP_IM		STUART	STUART	STUART
	1	1	2	0	1	2	3
-------- YEAR 2011 --------							
OWNERSHIP RATIO RATIO	0.00	0.00	0.00	1.00	1.00	1.00	1.00
-------- YEAR 2012 --------							
-------- YEAR 2013 --------							
-------- YEAR 2014 --------							
-------- YEAR 2015 --------							
-------- YEAR 2016 --------							
-------- YEAR 2017 --------							
-------- YEAR 2018 --------							
-------- YEAR 2019 --------							
-------- YEAR 2020 --------							
-------- YEAR 2021 --------							
-------- YEAR 2022 --------							
-------- YEAR 2023 --------							
-------- YEAR 2024 --------							
-------- YEAR 2025 --------							
-------- YEAR 2026 --------							
-------- YEAR 2027 --------							

-------- YEAR 2028 --------

-------- YEAR 2029 --------

-------- YEAR 2030 --------

-------- YEAR 2031 --------

-------- YEAR 2032 --------

-------- YEAR 2033 --------

-------- YEAR 2034 --------

-------- YEAR 2035 --------

-------- YEAR 2036 --------

-------- YEAR 2037 --------

-------- YEAR 2038 --------

-------- YEAR 2039 --------

-------- YEAR 2040 --------

GENERATING COMPANIES THERMAL UNIT	1 OPCO+CSP	64 STUART 4	65 AMOS_AP 3	66 TANN 1-3 1	67 TANN 1-3 2	68 TANN 1-3 3	69 TANN 4 4	70 ZIMMER 1
-------- YEAR 2011 --------								
OWNERSHIP RATIO	RATIO	1.00	0.00	0.00	0.00	0.00	0.00	1.00

-------- YEAR 2012 --------

-------- YEAR 2013 --------

-------- YEAR 2014 --------

-------- YEAR 2015 --------

-------- YEAR 2016 --------

-------- YEAR 2017 --------

-------- YEAR 2018 --------

-------- YEAR 2019 --------

-------- YEAR 2020 --------

-------- YEAR 2021 --------

-------- YEAR 2022 --------

-------- YEAR 2023 --------

-------- YEAR 2024 --------

-------- YEAR 2025 --------

NOTE: DATA DISPLAYED AFTER 2011 ONLY IF
VALUE CHANGED FROM PREVIOUS YEAR.

AEP EAST
GENERATION AND FUEL MODULE
INPUT SUMMARY REPORT

QUALIFIER = GAF.INPUT.THERMAL UNIT.

GENERATING COMPANIES THERMAL UNIT	1 OPCO+CSP	64 STUART 4	65 AMOS_AP 3	66 TANN 1-3 1	67 TANN 1-3 2	68 TANN 1-3 3	69 TANN 4 4	70 ZIMMER 1
-------- YEAR 2026 --------								
-------- YEAR 2027 --------								
-------- YEAR 2028 --------								
-------- YEAR 2029 --------								
-------- YEAR 2030 --------								
-------- YEAR 2031 --------								
-------- YEAR 2032 --------								
-------- YEAR 2033 --------								
-------- YEAR 2034 --------								
-------- YEAR 2035 --------								
-------- YEAR 2036 --------								
-------- YEAR 2037 --------								
-------- YEAR 2038 --------								
-------- YEAR 2039 --------								
-------- YEAR 2040 --------								

GENERATING COMPANIES THERMAL UNIT	1 OPCO+CSP	71 ROBTMONE 1	72 ROBTMONE 2	73 ROBTMONE 3	75 CEREDO 1	76 CEREDO 2	77 CEREDO 3	78 CEREDO 4
-------- YEAR 2011 --------								
OWNERSHIP RATIO	RATIO	1.00	1.00	1.00	0.00	0.00	0.00	0.00
-------- YEAR 2012 --------								
-------- YEAR 2013 --------								
-------- YEAR 2014 --------								
-------- YEAR 2015 --------								
-------- YEAR 2016 --------								
-------- YEAR 2017 --------								
-------- YEAR 2018 --------								
-------- YEAR 2019 --------								
-------- YEAR 2020 --------								
-------- YEAR 2021 --------								
-------- YEAR 2022 --------								
-------- YEAR 2023 --------								
-------- YEAR 2024 --------								
-------- YEAR 2025 --------								
-------- YEAR 2026 --------								
-------- YEAR 2027 --------								
-------- YEAR 2028 --------								
-------- YEAR 2029 --------								
-------- YEAR 2030 --------								
-------- YEAR 2031 --------								
-------- YEAR 2032 --------								
-------- YEAR 2033 --------								
-------- YEAR 2034 --------								
-------- YEAR 2035 --------								
-------- YEAR 2036 --------								
-------- YEAR 2037 --------								
-------- YEAR 2038 --------								
-------- YEAR 2039 --------								

-------- YEAR 2040 --------

GENERATING COMPANIES THERMAL UNIT		1 OPCO+CSP						
		79	80	81	82	83	84	85
		CEREDO 5	CEREDO 6	DARBY 1	DARBY 2	DARBY 3	DARBY 4	DARBY 5
-------- YEAR 2011 --------								
OWNERSHIP RATIO	RATIO	0.00	0.00	1.00	1.00	1.00	1.00	1.00
-------- YEAR 2012 --------								
-------- YEAR 2013 --------								
-------- YEAR 2014 --------								
-------- YEAR 2015 --------								
-------- YEAR 2016 --------								
-------- YEAR 2017 --------								
-------- YEAR 2018 --------								
-------- YEAR 2019 --------								
-------- YEAR 2020 --------								
-------- YEAR 2021 --------								
-------- YEAR 2022 --------								
-------- YEAR 2023 --------								
-------- YEAR 2024 --------								
-------- YEAR 2025 --------								
-------- YEAR 2026 --------								
-------- YEAR 2027 --------								
-------- YEAR 2028 --------								
-------- YEAR 2029 --------								
-------- YEAR 2030 --------								
-------- YEAR 2031 --------								
-------- YEAR 2032 --------								
-------- YEAR 2033 --------								
-------- YEAR 2034 --------								
-------- YEAR 2035 --------								
-------- YEAR 2036 --------								
-------- YEAR 2037 --------								

NOTE: DATA DISPLAYED AFTER 2011 ONLY IF
VALUE CHANGED FROM PREVIOUS YEAR.

AEP EAST
GENERATION AND FUEL MODULE
INPUT SUMMARY REPORT

QUALIFIER = GAF.INPUT.THERMAL UNIT.

GENERATING COMPANIES	1 OPCO+CSP							
THERMAL UNIT		79	80	81	82	83	84	85
		CEREDO	CEREDO	DARBY	DARBY	DARBY	DARBY	DARBY
		5	6	1	2	3	4	5
-------- YEAR 2038 --------								
-------- YEAR 2039 --------								
-------- YEAR 2040 --------								

GENERATING COMPANIES	1 OPCO+CSP						
THERMAL UNIT	86	87	88	89	90	91	92
	DARBY	LWBG WIN	LWBG WIN	LWBG SMR	LWBG SMR	WATR CC	WATR2
	6	1	2	1	2	1	1
-------- YEAR 2011 --------							
OWNERSHIP RATIO RATIO	1.00	1.00	1.00	1.00	1.00	1.00	1.00
-------- YEAR 2012 --------							
-------- YEAR 2013 --------							
-------- YEAR 2014 --------							
-------- YEAR 2015 --------							
-------- YEAR 2016 --------							
-------- YEAR 2017 --------							
-------- YEAR 2018 --------							
-------- YEAR 2019 --------							
-------- YEAR 2020 --------							
-------- YEAR 2021 --------							
-------- YEAR 2022 --------							
-------- YEAR 2023 --------							
-------- YEAR 2024 --------							
-------- YEAR 2025 --------							
-------- YEAR 2026 --------							
-------- YEAR 2027 --------							
-------- YEAR 2028 --------							
-------- YEAR 2029 --------							
-------- YEAR 2030 --------							
-------- YEAR 2031 --------							
-------- YEAR 2032 --------							
-------- YEAR 2033 --------							
-------- YEAR 2034 --------							
-------- YEAR 2035 --------							
-------- YEAR 2036 --------							
-------- YEAR 2037 --------							
-------- YEAR 2038 --------							
-------- YEAR 2039 --------							
-------- YEAR 2040 --------							

GENERATING COMPANIES	1 OPCO+CSP						
THERMAL UNIT	93	94	95	96	97	101	102
	DRESDEN	DRESD2				NUCLEAR	UPC_NCCS
	1	1	0	0	0	1	1
-------- YEAR 2011 --------							
OWNERSHIP RATIO RATIO	0.00	0.00	0.00	1.00	0.00	1.00	1.00
-------- YEAR 2012 --------							
-------- YEAR 2013 --------							
-------- YEAR 2014 --------							
-------- YEAR 2015 --------							
-------- YEAR 2016 --------							
-------- YEAR 2017 --------							
-------- YEAR 2018 --------							

-------- YEAR 2019 --------

-------- YEAR 2020 --------

-------- YEAR 2021 --------

-------- YEAR 2022 --------

-------- YEAR 2023 --------

-------- YEAR 2024 --------

-------- YEAR 2025 --------

-------- YEAR 2026 --------

-------- YEAR 2027 --------

-------- YEAR 2028 --------

-------- YEAR 2029 --------

-------- YEAR 2030 --------

-------- YEAR 2031 --------

-------- YEAR 2032 --------

-------- YEAR 2033 --------

-------- YEAR 2034 --------

-------- YEAR 2035 --------

-------- YEAR 2036 --------

-------- YEAR 2037 --------

-------- YEAR 2038 --------

-------- YEAR 2039 --------

-------- YEAR 2040 --------

GENERATING COMPANIES THERMAL UNIT	1 OPCO+CSP	103 PC_UL_SU 1	104 UPC_RCCS 1	105 IGC_NCCS 1	106 IGCC GE 1	107 IGC_RCCS 1	108 CC 2X1FB 1	109 CC 2x1FA 1
-------- YEAR 2011 --------								
OWNERSHIP RATIO	RATIO	1.00	0.00	1.00	0.00	0.00	0.00	0.00

-------- YEAR 2012 --------

-------- YEAR 2013 --------

-------- YEAR 2014 --------

-------- YEAR 2015 --------

-------- YEAR 2016 --------

NOTE: DATA DISPLAYED AFTER 2011 ONLY IF
VALUE CHANGED FROM PREVIOUS YEAR.

AEP EAST
GENERATION AND FUEL MODULE
INPUT SUMMARY REPORT

QUALIFIER = GAF.INPUT.THERMAL UNIT.

GENERATING COMPANIES THERMAL UNIT	1 OPCO+CSP	103 PC_UL_SU	104 UPC_RCCS	105 IGC_NCCS	106 IGCC GE	107 IGC_RCCS	108 CC 2X1FB	109 CC 2x1FA
		1	1	1	1	1	1	1
-------- YEAR 2017 --------								
-------- YEAR 2018 --------								
-------- YEAR 2019 --------								
-------- YEAR 2020 --------								
-------- YEAR 2021 --------								
-------- YEAR 2022 --------								
-------- YEAR 2023 --------								
-------- YEAR 2024 --------								
-------- YEAR 2025 --------								
-------- YEAR 2026 --------								
-------- YEAR 2027 --------								
-------- YEAR 2028 --------								
-------- YEAR 2029 --------								
-------- YEAR 2030 --------								
-------- YEAR 2031 --------								
-------- YEAR 2032 --------								
-------- YEAR 2033 --------								
-------- YEAR 2034 --------								
-------- YEAR 2035 --------								
-------- YEAR 2036 --------								
-------- YEAR 2037 --------								
-------- YEAR 2038 --------								
-------- YEAR 2039 --------								
-------- YEAR 2040 --------								

GENERATING COMPANIES THERMAL UNIT	1 OPCO+CSP	110 CC 1x17H	111 BS2_CC	114 CT GE7FA	115 CT_GE7EA	119	120	124 BS2_FGD
		1	1	1	1	0	0	2
-------- YEAR 2011 --------								
OWNERSHIP RATIO	RATIO	0.00	0.00	0.00	0.00	1.00	1.00	0.00
-------- YEAR 2012 --------								
-------- YEAR 2013 --------								
-------- YEAR 2014 --------								
-------- YEAR 2015 --------								
-------- YEAR 2016 --------								
-------- YEAR 2017 --------								
-------- YEAR 2018 --------								
-------- YEAR 2019 --------								
-------- YEAR 2020 --------								
-------- YEAR 2021 --------								
-------- YEAR 2022 --------								
-------- YEAR 2023 --------								
-------- YEAR 2024 --------								
-------- YEAR 2025 --------								
-------- YEAR 2026 --------								
-------- YEAR 2027 --------								
-------- YEAR 2028 --------								
-------- YEAR 2029 --------								
-------- YEAR 2030 --------								

-------- YEAR 2031 --------

-------- YEAR 2032 --------

-------- YEAR 2033 --------

-------- YEAR 2034 --------

-------- YEAR 2035 --------

-------- YEAR 2036 --------

-------- YEAR 2037 --------

-------- YEAR 2038 --------

-------- YEAR 2039 --------

-------- YEAR 2040 --------

GENERATING COMPANIES	1 OPCO+CSP							
THERMAL UNIT		125	126	127	129	130	131	132
		BS1_FGD	CSV5_SCR	CSV6_SCR	CR1_NGCC	CR2_NGCC	MR5_NGCC	MR5_FGD
		1	5	6	1	2	5	5
-------- YEAR 2011 --------								
OWNERSHIP RATIO	RATIO	0.00	1.00	1.00	0.00	0.00	1.00	1.00

-------- YEAR 2012 --------

-------- YEAR 2013 --------

-------- YEAR 2014 --------

-------- YEAR 2015 --------

-------- YEAR 2016 --------

-------- YEAR 2017 --------

-------- YEAR 2018 --------

-------- YEAR 2019 --------

-------- YEAR 2020 --------

-------- YEAR 2021 --------

-------- YEAR 2022 --------

-------- YEAR 2023 --------

-------- YEAR 2024 --------

-------- YEAR 2025 --------

-------- YEAR 2026 --------

-------- YEAR 2027 --------

-------- YEAR 2028 --------

NOTE: DATA DISPLAYED AFTER 2011 ONLY IF
VALUE CHANGED FROM PREVIOUS YEAR.

AEP EAST
GENERATION AND FUEL MODULE
INPUT SUMMARY REPORT

QUALIFIER = GAF.INPUT.THERMAL UNIT.

GENERATING COMPANIES	1 OPCO+CSP						
THERMAL UNIT	125	126	127	129	130	131	132
	BS1_FGD	CSV5_SCR	CSV6_SCR	CR1_NGCC	CR2_NGCC	MR5_NGCC	MR5_FGD
	1	5	6	1	2	5	5
-------- YEAR 2029 --------							
-------- YEAR 2030 --------							
-------- YEAR 2031 --------							
-------- YEAR 2032 --------							
-------- YEAR 2033 --------							
-------- YEAR 2034 --------							
-------- YEAR 2035 --------							
-------- YEAR 2036 --------							
-------- YEAR 2037 --------							
-------- YEAR 2038 --------							
-------- YEAR 2039 --------							
-------- YEAR 2040 --------							

GENERATING COMPANIES	1 OPCO+CSP						
THERMAL UNIT	133	134	135	136	137	144	145
	RP1D_IM	RP2D_IM	TAN4_FGD	RP1D_KP	RP2D_KP	TC4_ESP	A390% AP
	1	2	4	1	2	4	3
-------- YEAR 2011 --------							
OWNERSHIP RATIO RATIO	0.00	0.00	0.00	0.00	0.00	0.00	0.00
-------- YEAR 2012 --------							
-------- YEAR 2013 --------							
-------- YEAR 2014 --------							
-------- YEAR 2015 --------							
-------- YEAR 2016 --------							
-------- YEAR 2017 --------							
-------- YEAR 2018 --------							
-------- YEAR 2019 --------							
-------- YEAR 2020 --------							
-------- YEAR 2021 --------							
-------- YEAR 2022 --------							
-------- YEAR 2023 --------							
-------- YEAR 2024 --------							
-------- YEAR 2025 --------							
-------- YEAR 2026 --------							
-------- YEAR 2027 --------							
-------- YEAR 2028 --------							
-------- YEAR 2029 --------							
-------- YEAR 2030 --------							
-------- YEAR 2031 --------							
-------- YEAR 2032 --------							
-------- YEAR 2033 --------							
-------- YEAR 2034 --------							
-------- YEAR 2035 --------							
-------- YEAR 2036 --------							
-------- YEAR 2037 --------							
-------- YEAR 2038 --------							
-------- YEAR 2039 --------							
-------- YEAR 2040 --------							

GENERATING COMPANIES	1 OPCO+CSP						
THERMAL UNIT	146	147	148	149	150	151	153
	A390%OP	MTN_90%	RPT1_90%	RPT2_90%	GV1_90%	GV2_90%	MTN_18%
	3	1	1	2	1	2	1

-------- YEAR 2011 --------								
OWNERSHIP RATIO	RATIO	1.00	0.00	0.00	0.00	1.00	1.00	0.00
-------- YEAR 2012 --------								
-------- YEAR 2013 --------								
-------- YEAR 2014 --------								
-------- YEAR 2015 --------								
-------- YEAR 2016 --------								
-------- YEAR 2017 --------								
-------- YEAR 2018 --------								
-------- YEAR 2019 --------								
-------- YEAR 2020 --------								
-------- YEAR 2021 --------								
-------- YEAR 2022 --------								
-------- YEAR 2023 --------								
-------- YEAR 2024 --------								
-------- YEAR 2025 --------								
-------- YEAR 2026 --------								
-------- YEAR 2027 --------								
-------- YEAR 2028 --------								
-------- YEAR 2029 --------								
-------- YEAR 2030 --------								
-------- YEAR 2031 --------								
-------- YEAR 2032 --------								
-------- YEAR 2033 --------								
-------- YEAR 2034 --------								
-------- YEAR 2035 --------								
-------- YEAR 2036 --------								
-------- YEAR 2037 --------								
-------- YEAR 2038 --------								
-------- YEAR 2039 --------								
-------- YEAR 2040 --------								

NOTE: DATA DISPLAYED AFTER 2011 ONLY IF
VALUE CHANGED FROM PREVIOUS YEAR.

AEP EAST
GENERATION AND FUEL MODULE
INPUT SUMMARY REPORT

QUALIFIER = GAF.INPUT.THERMAL UNIT.

GENERATING COMPANIES THERMAL UNIT	1 OPCO+CSP	154 CC_FA_KP 1	155 CT_OHIO 1	156 CC_OH 1	157 CT_I&M 1	158 CC_I&M 1	159 CT_APCO 1	160 CC_APCO 1
-------- YEAR 2011 --------								
OWNERSHIP RATIO	RATIO	0.00	1.00	1.00	0.00	0.00	0.00	0.00
-------- YEAR 2012 --------								
-------- YEAR 2013 --------								
-------- YEAR 2014 --------								
-------- YEAR 2015 --------								
-------- YEAR 2016 --------								
-------- YEAR 2017 --------								
-------- YEAR 2018 --------								
-------- YEAR 2019 --------								
-------- YEAR 2020 --------								
-------- YEAR 2021 --------								
-------- YEAR 2022 --------								
-------- YEAR 2023 --------								
-------- YEAR 2024 --------								
-------- YEAR 2025 --------								
-------- YEAR 2026 --------								
-------- YEAR 2027 --------								
-------- YEAR 2028 --------								
-------- YEAR 2029 --------								
-------- YEAR 2030 --------								
-------- YEAR 2031 --------								
-------- YEAR 2032 --------								
-------- YEAR 2033 --------								
-------- YEAR 2034 --------								
-------- YEAR 2035 --------								
-------- YEAR 2036 --------								
-------- YEAR 2037 --------								
-------- YEAR 2038 --------								
-------- YEAR 2039 --------								
-------- YEAR 2040 --------								

GENERATING COMPANIES THERMAL UNIT	1 OPCO+CSP	161 CT_KPCO 1	162 CC_KPCO 1	163 BS2 FGD 1	164 BS2 FGD 5	165 BS2 FGD 22	166 BS2 FGD 23	168 IGCC AP 1
-------- YEAR 2011 --------								
OWNERSHIP RATIO	RATIO	0.00	0.00	0.00	0.00	0.00	0.00	0.00
-------- YEAR 2012 --------								
-------- YEAR 2013 --------								
-------- YEAR 2014 --------								
-------- YEAR 2015 --------								
-------- YEAR 2016 --------								
-------- YEAR 2017 --------								
-------- YEAR 2018 --------								
-------- YEAR 2019 --------								
-------- YEAR 2020 --------								
-------- YEAR 2021 --------								
-------- YEAR 2022 --------								
-------- YEAR 2023 --------								
-------- YEAR 2024 --------								

-------- YEAR 2025 --------

-------- YEAR 2026 --------

-------- YEAR 2027 --------

-------- YEAR 2028 --------

-------- YEAR 2029 --------

-------- YEAR 2030 --------

-------- YEAR 2031 --------

-------- YEAR 2032 --------

-------- YEAR 2033 --------

-------- YEAR 2034 --------

-------- YEAR 2035 --------

-------- YEAR 2036 --------

-------- YEAR 2037 --------

-------- YEAR 2038 --------

-------- YEAR 2039 --------

-------- YEAR 2040 --------

GENERATING COMPANIES	1 OPCO+CSP							
THERMAL UNIT		169	170	171	172	173	174	175
		PC_UL_AP	Nuke_AP	IGCC IM	PC_UL_IM	NUKE_IM	IGCC KP	PC_UL_KP
		1	1	1	1	1	1	1
-------- YEAR 2011 --------								
OWNERSHIP RATIO	RATIO	0.00	0.00	0.00	0.00	0.00	0.00	0.00

-------- YEAR 2012 --------

-------- YEAR 2013 --------

-------- YEAR 2014 --------

-------- YEAR 2015 --------

-------- YEAR 2016 --------

-------- YEAR 2017 --------

-------- YEAR 2018 --------

-------- YEAR 2019 --------

-------- YEAR 2020 --------

-------- YEAR 2021 --------

-------- YEAR 2022 --------

NOTE: DATA DISPLAYED AFTER 2011 ONLY IF
VALUE CHANGED FROM PREVIOUS YEAR.

AEP EAST
GENERATION AND FUEL MODULE
INPUT SUMMARY REPORT

QUALIFIER = GAF.INPUT.THERMAL UNIT.

GENERATING COMPANIES	1 OPCO+CSP							
THERMAL UNIT		169	170	171	172	173	174	175
		PC_UL_AP	Nuke_AP	IGCC IM	PC_UL_IM	NUKE_IM	IGCC KP	PC_UL_KP
		1	1	1	1	1	1	1
-------- YEAR 2023 --------								
-------- YEAR 2024 --------								
-------- YEAR 2025 --------								
-------- YEAR 2026 --------								
-------- YEAR 2027 --------								
-------- YEAR 2028 --------								
-------- YEAR 2029 --------								
-------- YEAR 2030 --------								
-------- YEAR 2031 --------								
-------- YEAR 2032 --------								
-------- YEAR 2033 --------								
-------- YEAR 2034 --------								
-------- YEAR 2035 --------								
-------- YEAR 2036 --------								
-------- YEAR 2037 --------								
-------- YEAR 2038 --------								
-------- YEAR 2039 --------								
-------- YEAR 2040 --------								

GENERATING COMPANIES	1 OPCO+CSP							
THERMAL UNIT		176	177	178	179	181	182	183
		NUKE_KP	IGCC OH	PC_UL_OH	NUKE OH	RP1D_03	RP1D_04	RP1D_08
		1	1	1	1	1	1	1
-------- YEAR 2011 --------								
OWNERSHIP RATIO	RATIO	0.00	1.00	1.00	1.00	0.00	0.00	0.00
-------- YEAR 2012 --------								
-------- YEAR 2013 --------								
-------- YEAR 2014 --------								
-------- YEAR 2015 --------								
-------- YEAR 2016 --------								
-------- YEAR 2017 --------								
-------- YEAR 2018 --------								
-------- YEAR 2019 --------								
-------- YEAR 2020 --------								
-------- YEAR 2021 --------								
-------- YEAR 2022 --------								
-------- YEAR 2023 --------								
-------- YEAR 2024 --------								
-------- YEAR 2025 --------								
-------- YEAR 2026 --------								
-------- YEAR 2027 --------								
-------- YEAR 2028 --------								
-------- YEAR 2029 --------								
-------- YEAR 2030 --------								
-------- YEAR 2031 --------								
-------- YEAR 2032 --------								
-------- YEAR 2033 --------								
-------- YEAR 2034 --------								
-------- YEAR 2035 --------								
-------- YEAR 2036 --------								

-------- YEAR 2037 --------

-------- YEAR 2038 --------

-------- YEAR 2039 --------

-------- YEAR 2040 --------

GENERATING COMPANIES THERMAL UNIT	1 OPCO+CSP	184 RP1D_20 1	186 RP1TR_IM 1	187 RP2TR_IM 2	188 RP1TR_KP 1	189 RP2TR_KP 2	190 T4_TRONA 4	191 T4_TRCCR 4
-------- YEAR 2011 --------								
OWNERSHIP RATIO	RATIO	0.00	0.00	0.00	0.00	0.00	0.00	0.00

-------- YEAR 2012 --------

-------- YEAR 2013 --------

-------- YEAR 2014 --------

-------- YEAR 2015 --------

-------- YEAR 2016 --------

-------- YEAR 2017 --------

-------- YEAR 2018 --------

-------- YEAR 2019 --------

-------- YEAR 2020 --------

-------- YEAR 2021 --------

-------- YEAR 2022 --------

-------- YEAR 2023 --------

-------- YEAR 2024 --------

-------- YEAR 2025 --------

-------- YEAR 2026 --------

-------- YEAR 2027 --------

-------- YEAR 2028 --------

-------- YEAR 2029 --------

-------- YEAR 2030 --------

-------- YEAR 2031 --------

-------- YEAR 2032 --------

-------- YEAR 2033 --------

-------- YEAR 2034 --------

NOTE: DATA DISPLAYED AFTER 2011 ONLY IF
VALUE CHANGED FROM PREVIOUS YEAR.

AEP EAST
GENERATION AND FUEL MODULE
INPUT SUMMARY REPORT

QUALIFIER = GAF.INPUT.THERMAL UNIT.

GENERATING COMPANIES THERMAL UNIT	1 OPCO+CSP	184 RP1D_20 1	186 RP1TR_IM 1	187 RP2TR_IM 2	188 RP1TR_KP 1	189 RP2TR_KP 2	190 T4_TRONA 4	191 T4_TRCCR 4
-------- YEAR 2035 --------								
-------- YEAR 2036 --------								
-------- YEAR 2037 --------								
-------- YEAR 2038 --------								
-------- YEAR 2039 --------								
-------- YEAR 2040 --------								

GENERATING COMPANIES THERMAL UNIT	1 OPCO+CSP	223 MR_STKR1 1	224 MR_STKR2 1	228 AMS3_SI 3	229 BS2_SI 2	230 MR5_CF 5	231 MR5_SI 5	232 RPT1_CF 1
-------- YEAR 2011 --------								
OWNERSHIP RATIO	RATIO	1.00	1.00	1.00	0.00	1.00	1.00	0.00
-------- YEAR 2012 --------								
-------- YEAR 2013 --------								
-------- YEAR 2014 --------								
-------- YEAR 2015 --------								
-------- YEAR 2016 --------								
-------- YEAR 2017 --------								
-------- YEAR 2018 --------								
-------- YEAR 2019 --------								
-------- YEAR 2020 --------								
-------- YEAR 2021 --------								
-------- YEAR 2022 --------								
-------- YEAR 2023 --------								
-------- YEAR 2024 --------								
-------- YEAR 2025 --------								
-------- YEAR 2026 --------								
-------- YEAR 2027 --------								
-------- YEAR 2028 --------								
-------- YEAR 2029 --------								
-------- YEAR 2030 --------								
-------- YEAR 2031 --------								
-------- YEAR 2032 --------								
-------- YEAR 2033 --------								
-------- YEAR 2034 --------								
-------- YEAR 2035 --------								
-------- YEAR 2036 --------								
-------- YEAR 2037 --------								
-------- YEAR 2038 --------								
-------- YEAR 2039 --------								
-------- YEAR 2040 --------								

GENERATING COMPANIES THERMAL UNIT	1 OPCO+CSP	233 RPT2_CF 2	234 RPT1_SI 1	235 RPT2_SI 2	251 DC1_HPT 1	252 DC1_IS 1	253 DC1_EFF 1	254 DC1_17 1
-------- YEAR 2011 --------								
OWNERSHIP RATIO	RATIO	0.00	0.00	0.00	0.00	0.00	0.00	0.00
-------- YEAR 2012 --------								
-------- YEAR 2013 --------								
-------- YEAR 2014 --------								
-------- YEAR 2015 --------								

-------- YEAR 2016 --------

-------- YEAR 2017 --------

-------- YEAR 2018 --------

-------- YEAR 2019 --------

-------- YEAR 2020 --------

-------- YEAR 2021 --------

-------- YEAR 2022 --------

-------- YEAR 2023 --------

-------- YEAR 2024 --------

-------- YEAR 2025 --------

-------- YEAR 2026 --------

-------- YEAR 2027 --------

-------- YEAR 2028 --------

-------- YEAR 2029 --------

-------- YEAR 2030 --------

-------- YEAR 2031 --------

-------- YEAR 2032 --------

-------- YEAR 2033 --------

-------- YEAR 2034 --------

-------- YEAR 2035 --------

-------- YEAR 2036 --------

-------- YEAR 2037 --------

-------- YEAR 2038 --------

-------- YEAR 2039 --------

-------- YEAR 2040 --------

GENERATING COMPANIES	1 OPCO+CSP							
THERMAL UNIT		255	257	258	259	260	269	270
		DC1_3800	DC2_HPT	DC2_EFF	DC2_SPU	DC2_3800	BIGSD_15	BIGSD_GP
		1	2	2	2	2	1	1
-------- YEAR 2011 --------								
OWNERSHIP RATIO	RATIO	0.00	0.00	0.00	0.00	0.00	0.00	0.00

-------- YEAR 2012 --------

-------- YEAR 2013 --------

NOTE: DATA DISPLAYED AFTER 2011 ONLY IF
VALUE CHANGED FROM PREVIOUS YEAR.

AEP EAST
GENERATION AND FUEL MODULE
INPUT SUMMARY REPORT

QUALIFIER = GAF.INPUT.THERMAL UNIT.

GENERATING COMPANIES	1 OPCO+CSP						
THERMAL UNIT	255	257	258	259	260	269	270
	DC1_3800	DC2_HPT	DC2_EFF	DC2_SPU	DC2_3800	BIGSD_15	BIGSD_GP
	1	2	2	2	2	1	1
-------- YEAR 2014 --------							
-------- YEAR 2015 --------							
-------- YEAR 2016 --------							
-------- YEAR 2017 --------							
-------- YEAR 2018 --------							
-------- YEAR 2019 --------							
-------- YEAR 2020 --------							
-------- YEAR 2021 --------							
-------- YEAR 2022 --------							
-------- YEAR 2023 --------							
-------- YEAR 2024 --------							
-------- YEAR 2025 --------							
-------- YEAR 2026 --------							
-------- YEAR 2027 --------							
-------- YEAR 2028 --------							
-------- YEAR 2029 --------							
-------- YEAR 2030 --------							
-------- YEAR 2031 --------							
-------- YEAR 2032 --------							
-------- YEAR 2033 --------							
-------- YEAR 2034 --------							
-------- YEAR 2035 --------							
-------- YEAR 2036 --------							
-------- YEAR 2037 --------							
-------- YEAR 2038 --------							
-------- YEAR 2039 --------							
-------- YEAR 2040 --------							

GENERATING COMPANIES		1 OPCO+CSP						
THERMAL UNIT		271	272	273	274	275	276	277
		CLN_Q_HM	CLN_Q_15	CLN_Q_HM	CLN_Q_15	CLN_Q_HM	CLN_Q_15	CVL_3_HM
		1	1	2	2	3	3	3
-------- YEAR 2011 --------								
OWNERSHIP RATIO	RATIO	0.00	0.00	0.00	0.00	0.00	0.00	1.00
-------- YEAR 2012 --------								
-------- YEAR 2013 --------								
-------- YEAR 2014 --------								
-------- YEAR 2015 --------								
-------- YEAR 2016 --------								
-------- YEAR 2017 --------								
-------- YEAR 2018 --------								
-------- YEAR 2019 --------								
-------- YEAR 2020 --------								
-------- YEAR 2021 --------								
-------- YEAR 2022 --------								
-------- YEAR 2023 --------								
-------- YEAR 2024 --------								
-------- YEAR 2025 --------								
-------- YEAR 2026 --------								
-------- YEAR 2027 --------								

-------- YEAR 2028 --------

-------- YEAR 2029 --------

-------- YEAR 2030 --------

-------- YEAR 2031 --------

-------- YEAR 2032 --------

-------- YEAR 2033 --------

-------- YEAR 2034 --------

-------- YEAR 2035 --------

-------- YEAR 2036 --------

-------- YEAR 2037 --------

-------- YEAR 2038 --------

-------- YEAR 2039 --------

-------- YEAR 2040 --------

GENERATING COMPANIES THERMAL UNIT	1 OPCO+CSP	278 CVL_3_10 3	279 GLN_5_HM 5	280 GLN_5_15 5	281 GLN_6_HM 6	282 GLN_6_15 6	283 KMR_F_HM 1	284 KMR_F_GP 1
-------- YEAR 2011 --------								
OWNERSHIP RATIO	RATIO	1.00	0.00	0.00	0.00	0.00	1.00	1.00

-------- YEAR 2012 --------

-------- YEAR 2013 --------

-------- YEAR 2014 --------

-------- YEAR 2015 --------

-------- YEAR 2016 --------

-------- YEAR 2017 --------

-------- YEAR 2018 --------

-------- YEAR 2019 --------

-------- YEAR 2020 --------

-------- YEAR 2021 --------

-------- YEAR 2022 --------

-------- YEAR 2023 --------

-------- YEAR 2024 --------

-------- YEAR 2025 --------

NOTE: DATA DISPLAYED AFTER 2011 ONLY IF
VALUE CHANGED FROM PREVIOUS YEAR.

AEP EAST
GENERATION AND FUEL MODULE
INPUT SUMMARY REPORT

QUALIFIER = GAF.INPUT.THERMAL UNIT.

GENERATING COMPANIES THERMAL UNIT	1 OPCO+CSP	278 CVL_3_10 3	279 GLN_5_HM 5	280 GLN_5_15 5	281 GLN_6_HM 6	282 GLN_6_15 6	283 KMR_F_HM 1	284 KMR_F_GP 1
-------- YEAR 2026 --------								
-------- YEAR 2027 --------								
-------- YEAR 2028 --------								
-------- YEAR 2029 --------								
-------- YEAR 2030 --------								
-------- YEAR 2031 --------								
-------- YEAR 2032 --------								
-------- YEAR 2033 --------								
-------- YEAR 2034 --------								
-------- YEAR 2035 --------								
-------- YEAR 2036 --------								
-------- YEAR 2037 --------								
-------- YEAR 2038 --------								
-------- YEAR 2039 --------								
-------- YEAR 2040 --------								

GENERATING COMPANIES THERMAL UNIT	1 OPCO+CSP	285 KMR_F_HM 2	286 KMR_F_GP 2	287 KMR_F_HM 3	288 KMR_F_GP 3	289 KWA_1_HM 1	290 KWA_1_15 1	291 KWA_2_HM 2
-------- YEAR 2011 --------								
OWNERSHIP RATIO	RATIO	1.00	1.00	1.00	1.00	0.00	0.00	0.00
-------- YEAR 2012 --------								
-------- YEAR 2013 --------								
-------- YEAR 2014 --------								
-------- YEAR 2015 --------								
-------- YEAR 2016 --------								
-------- YEAR 2017 --------								
-------- YEAR 2018 --------								
-------- YEAR 2019 --------								
-------- YEAR 2020 --------								
-------- YEAR 2021 --------								
-------- YEAR 2022 --------								
-------- YEAR 2023 --------								
-------- YEAR 2024 --------								
-------- YEAR 2025 --------								
-------- YEAR 2026 --------								
-------- YEAR 2027 --------								
-------- YEAR 2028 --------								
-------- YEAR 2029 --------								
-------- YEAR 2030 --------								
-------- YEAR 2031 --------								
-------- YEAR 2032 --------								
-------- YEAR 2033 --------								
-------- YEAR 2034 --------								
-------- YEAR 2035 --------								
-------- YEAR 2036 --------								
-------- YEAR 2037 --------								
-------- YEAR 2038 --------								
-------- YEAR 2039 --------								

-------- YEAR 2040 --------

GENERATING COMPANIES THERMAL UNIT	1 OPCO+CSP	292 KWA_2_15 2	293 MSKR1_HM 1	294 MSKR1_12 1	295 MSKR2_HM 2	296 MSKR2_12 2	297 MSKR3_GP 3	298 MR3HM_12 3
-------- YEAR 2011 --------								
OWNERSHIP RATIO	RATIO	0.00	1.00	1.00	1.00	1.00	1.00	1.00
-------- YEAR 2012 --------								
-------- YEAR 2013 --------								
-------- YEAR 2014 --------								
-------- YEAR 2015 --------								
-------- YEAR 2016 --------								
-------- YEAR 2017 --------								
-------- YEAR 2018 --------								
-------- YEAR 2019 --------								
-------- YEAR 2020 --------								
-------- YEAR 2021 --------								
-------- YEAR 2022 --------								
-------- YEAR 2023 --------								
-------- YEAR 2024 --------								
-------- YEAR 2025 --------								
-------- YEAR 2026 --------								
-------- YEAR 2027 --------								
-------- YEAR 2028 --------								
-------- YEAR 2029 --------								
-------- YEAR 2030 --------								
-------- YEAR 2031 --------								
-------- YEAR 2032 --------								
-------- YEAR 2033 --------								
-------- YEAR 2034 --------								
-------- YEAR 2035 --------								
-------- YEAR 2036 --------								
-------- YEAR 2037 --------								

NOTE: DATA DISPLAYED AFTER 2011 ONLY IF
VALUE CHANGED FROM PREVIOUS YEAR.

AEP EAST
GENERATION AND FUEL MODULE
INPUT SUMMARY REPORT

QUALIFIER = GAF.INPUT.THERMAL UNIT.

GENERATING COMPANIES	1 OPCO+CSP							
THERMAL UNIT		292	293	294	295	296	297	298
		KWA_2_15	MSKR1_HM	MSKR1_12	MSKR2_HM	MSKR2_12	MSKR3_GP	MR3HM_12
		2	1	1	2	2	3	3
-------- YEAR 2038 --------								
-------- YEAR 2039 --------								
-------- YEAR 2040 --------								

GENERATING COMPANIES	1 OPCO+CSP							
THERMAL UNIT		299	300	301	302	303	304	305
		MSKR4_GP	M4HM_12	PICWY_HM	PICWY_GP	SP1_F_HM	SP1_F_15	SP2_F_HM
		4	4	5	5	1	1	2
-------- YEAR 2011 --------								
OWNERSHIP RATIO	RATIO	1.00	1.00	1.00	1.00	0.00	0.00	1.00
-------- YEAR 2012 --------								
-------- YEAR 2013 --------								
-------- YEAR 2014 --------								
-------- YEAR 2015 --------								
-------- YEAR 2016 --------								
-------- YEAR 2017 --------								
-------- YEAR 2018 --------								
-------- YEAR 2019 --------								
-------- YEAR 2020 --------								
-------- YEAR 2021 --------								
-------- YEAR 2022 --------								
-------- YEAR 2023 --------								
-------- YEAR 2024 --------								
-------- YEAR 2025 --------								
-------- YEAR 2026 --------								
-------- YEAR 2027 --------								
-------- YEAR 2028 --------								
-------- YEAR 2029 --------								
-------- YEAR 2030 --------								
-------- YEAR 2031 --------								
-------- YEAR 2032 --------								
-------- YEAR 2033 --------								
-------- YEAR 2034 --------								
-------- YEAR 2035 --------								
-------- YEAR 2036 --------								
-------- YEAR 2037 --------								
-------- YEAR 2038 --------								
-------- YEAR 2039 --------								
-------- YEAR 2040 --------								

GENERATING COMPANIES	1 OPCO+CSP							
THERMAL UNIT		306	307	308	309	310	311	312
		SP2_F_15	SP3_Q_HM	SP3_Q_15	SP4_Q_HM	SP4_Q_15	SP5_HM	SP5_15
		2	3	3	4	4	5	5
-------- YEAR 2011 --------								
OWNERSHIP RATIO	RATIO	1.00	0.00	0.00	1.00	1.00	1.00	1.00
-------- YEAR 2012 --------								
-------- YEAR 2013 --------								
-------- YEAR 2014 --------								
-------- YEAR 2015 --------								
-------- YEAR 2016 --------								
-------- YEAR 2017 --------								
-------- YEAR 2018 --------								

-------- YEAR 2019 --------

-------- YEAR 2020 --------

-------- YEAR 2021 --------

-------- YEAR 2022 --------

-------- YEAR 2023 --------

-------- YEAR 2024 --------

-------- YEAR 2025 --------

-------- YEAR 2026 --------

-------- YEAR 2027 --------

-------- YEAR 2028 --------

-------- YEAR 2029 --------

-------- YEAR 2030 --------

-------- YEAR 2031 --------

-------- YEAR 2032 --------

-------- YEAR 2033 --------

-------- YEAR 2034 --------

-------- YEAR 2035 --------

-------- YEAR 2036 --------

-------- YEAR 2037 --------

-------- YEAR 2038 --------

-------- YEAR 2039 --------

-------- YEAR 2040 --------

GENERATING COMPANIES THERMAL UNIT	1 OPCO+CSP	313 TNR_F_HM 1	314 TNR_F_15 1	315 TNR_F_HM 2	316 TNR_F_15 2	317 TNR_F_HM 3	318 TNR_F_15 3	319 PW_GP_15 5
-------- YEAR 2011 --------								
OWNERSHIP RATIO	RATIO	0.00	0.00	0.00	0.00	0.00	0.00	1.00

-------- YEAR 2012 --------

-------- YEAR 2013 --------

-------- YEAR 2014 --------

-------- YEAR 2015 --------

-------- YEAR 2016 --------

NOTE: DATA DISPLAYED AFTER 2011 ONLY IF
VALUE CHANGED FROM PREVIOUS YEAR.

AEP EAST
GENERATION AND FUEL MODULE
INPUT SUMMARY REPORT

QUALIFIER = GAF.INPUT.THERMAL UNIT.

GENERATING COMPANIES THERMAL UNIT	1 OPCO+CSP	313 TNR_F_HM 1	314 TNR_F_15 1	315 TNR_F_HM 2	316 TNR_F_15 2	317 TNR_F_HM 3	318 TNR_F_15 3	319 PW_GP_15 5
-------- YEAR 2017 --------								
-------- YEAR 2018 --------								
-------- YEAR 2019 --------								
-------- YEAR 2020 --------								
-------- YEAR 2021 --------								
-------- YEAR 2022 --------								
-------- YEAR 2023 --------								
-------- YEAR 2024 --------								
-------- YEAR 2025 --------								
-------- YEAR 2026 --------								
-------- YEAR 2027 --------								
-------- YEAR 2028 --------								
-------- YEAR 2029 --------								
-------- YEAR 2030 --------								
-------- YEAR 2031 --------								
-------- YEAR 2032 --------								
-------- YEAR 2033 --------								
-------- YEAR 2034 --------								
-------- YEAR 2035 --------								
-------- YEAR 2036 --------								
-------- YEAR 2037 --------								
-------- YEAR 2038 --------								
-------- YEAR 2039 --------								
-------- YEAR 2040 --------								

GENERATING COMPANIES THERMAL UNIT	1 OPCO+CSP	320 RHills 1 1	500 DUMMY_OP 0	501 DUMMY_IM 0	502 DUMMY_AP 0	503 DUMMY_KP 0	958 CC_KPCO 958	959 RP2D_KP 959
-------- YEAR 2011 --------								
OWNERSHIP RATIO	RATIO	0.00	1.00	0.00	0.00	0.00	0.00	0.00
-------- YEAR 2012 --------								
-------- YEAR 2013 --------								
-------- YEAR 2014 --------								
-------- YEAR 2015 --------								
-------- YEAR 2016 --------								
-------- YEAR 2017 --------								
-------- YEAR 2018 --------								
-------- YEAR 2019 --------								
-------- YEAR 2020 --------								
-------- YEAR 2021 --------								
-------- YEAR 2022 --------								
-------- YEAR 2023 --------								
-------- YEAR 2024 --------								
-------- YEAR 2025 --------								
-------- YEAR 2026 --------								
-------- YEAR 2027 --------								
-------- YEAR 2028 --------								
-------- YEAR 2029 --------								
-------- YEAR 2030 --------								

-------- YEAR 2031 --------

-------- YEAR 2032 --------

-------- YEAR 2033 --------

-------- YEAR 2034 --------

-------- YEAR 2035 --------

-------- YEAR 2036 --------

-------- YEAR 2037 --------

-------- YEAR 2038 --------

-------- YEAR 2039 --------

-------- YEAR 2040 --------

GENERATING COMPANIES	1 OPCO+CSP							
THERMAL UNIT		960	961	962	963	964	965	966
		RP2D_IM	CSV6_SCR	CSV5_SCR	DUMMY_OP	DUMMY_OP	RP1D_03	RP1D_KP
		960	961	962	963	964	965	966
-------- YEAR 2011 --------								
OWNERSHIP RATIO	RATIO	0.00	1.00	1.00	1.00	1.00	0.00	0.00

-------- YEAR 2012 --------

-------- YEAR 2013 --------

-------- YEAR 2014 --------

-------- YEAR 2015 --------

-------- YEAR 2016 --------

-------- YEAR 2017 --------

-------- YEAR 2018 --------

-------- YEAR 2019 --------

-------- YEAR 2020 --------

-------- YEAR 2021 --------

-------- YEAR 2022 --------

-------- YEAR 2023 --------

-------- YEAR 2024 --------

-------- YEAR 2025 --------

-------- YEAR 2026 --------

-------- YEAR 2027 --------

-------- YEAR 2028 --------

NOTE: DATA DISPLAYED AFTER 2011 ONLY IF
VALUE CHANGED FROM PREVIOUS YEAR.

AEP EAST
GENERATION AND FUEL MODULE
INPUT SUMMARY REPORT

QUALIFIER = GAF.INPUT.THERMAL UNIT.

GENERATING COMPANIES	1 OPCO+CSP						
THERMAL UNIT	960	961	962	963	964	965	966
	RP2D_IM	CSV6_SCR	CSV5_SCR	DUMMY_OP	DUMMY_OP	RP1D_03	RP1D_KP
	960	961	962	963	964	965	966
-------- YEAR 2029 --------							
-------- YEAR 2030 --------							
-------- YEAR 2031 --------							
-------- YEAR 2032 --------							
-------- YEAR 2033 --------							
-------- YEAR 2034 --------							
-------- YEAR 2035 --------							
-------- YEAR 2036 --------							
-------- YEAR 2037 --------							
-------- YEAR 2038 --------							
-------- YEAR 2039 --------							
-------- YEAR 2040 --------							

GENERATING COMPANIES	1 OPCO+CSP						
THERMAL UNIT	967	968	969	970	971	972	973
	BS2 FGD	CR2_NGCC	CR1_NGCC	MR5_NGCC	DUMMY_OP	DUMMY_OP	DUMMY_OP
	967	968	969	970	971	972	973
-------- YEAR 2011 --------							
OWNERSHIP RATIO RATIO	0.00	0.00	0.00	1.00	1.00	1.00	1.00
-------- YEAR 2012 --------							
-------- YEAR 2013 --------							
-------- YEAR 2014 --------							
-------- YEAR 2015 --------							
-------- YEAR 2016 --------							
-------- YEAR 2017 --------							
-------- YEAR 2018 --------							
-------- YEAR 2019 --------							
-------- YEAR 2020 --------							
-------- YEAR 2021 --------							
-------- YEAR 2022 --------							
-------- YEAR 2023 --------							
-------- YEAR 2024 --------							
-------- YEAR 2025 --------							
-------- YEAR 2026 --------							
-------- YEAR 2027 --------							
-------- YEAR 2028 --------							
-------- YEAR 2029 --------							
-------- YEAR 2030 --------							
-------- YEAR 2031 --------							
-------- YEAR 2032 --------							
-------- YEAR 2033 --------							
-------- YEAR 2034 --------							
-------- YEAR 2035 --------							
-------- YEAR 2036 --------							
-------- YEAR 2037 --------							
-------- YEAR 2038 --------							
-------- YEAR 2039 --------							
-------- YEAR 2040 --------							

GENERATING COMPANIES	1 OPCO+CSP						
THERMAL UNIT	974	975	976	977	978	979	980
	DUMMY_OP	DUMMY_OP	DUMMY_OP	DUMMY_OP	DUMMY_OP	DUMMY_OP	DUMMY_OP
	974	975	976	977	978	979	980

-------- YEAR 2011 --------								
OWNERSHIP RATIO	RATIO	1.00	1.00	1.00	1.00	1.00	1.00	1.00
-------- YEAR 2012 --------								
-------- YEAR 2013 --------								
-------- YEAR 2014 --------								
-------- YEAR 2015 --------								
-------- YEAR 2016 --------								
-------- YEAR 2017 --------								
-------- YEAR 2018 --------								
-------- YEAR 2019 --------								
-------- YEAR 2020 --------								
-------- YEAR 2021 --------								
-------- YEAR 2022 --------								
-------- YEAR 2023 --------								
-------- YEAR 2024 --------								
-------- YEAR 2025 --------								
-------- YEAR 2026 --------								
-------- YEAR 2027 --------								
-------- YEAR 2028 --------								
-------- YEAR 2029 --------								
-------- YEAR 2030 --------								
-------- YEAR 2031 --------								
-------- YEAR 2032 --------								
-------- YEAR 2033 --------								
-------- YEAR 2034 --------								
-------- YEAR 2035 --------								
-------- YEAR 2036 --------								
-------- YEAR 2037 --------								
-------- YEAR 2038 --------								
-------- YEAR 2039 --------								
-------- YEAR 2040 --------								

NOTE: DATA DISPLAYED AFTER 2011 ONLY IF
VALUE CHANGED FROM PREVIOUS YEAR.

AEP EAST
GENERATION AND FUEL MODULE
INPUT SUMMARY REPORT

QUALIFIER = GAF.INPUT.THERMAL UNIT.

GENERATING COMPANIES THERMAL UNIT	1 OPCO+CSP	981 DUMMY_OP 981	982 DUMMY_OP 982	983 DUMMY_OP 983	984 DUMMY_OP 984	985 DUMMY_OP 985	986 DUMMY_OP 986	987 DUMMY_OP 987
-------- YEAR 2011 --------								
OWNERSHIP RATIO	RATIO	1.00	1.00	1.00	1.00	1.00	1.00	1.00
-------- YEAR 2012 --------								
-------- YEAR 2013 --------								
-------- YEAR 2014 --------								
-------- YEAR 2015 --------								
-------- YEAR 2016 --------								
-------- YEAR 2017 --------								
-------- YEAR 2018 --------								
-------- YEAR 2019 --------								
-------- YEAR 2020 --------								
-------- YEAR 2021 --------								
-------- YEAR 2022 --------								
-------- YEAR 2023 --------								
-------- YEAR 2024 --------								
-------- YEAR 2025 --------								
-------- YEAR 2026 --------								
-------- YEAR 2027 --------								
-------- YEAR 2028 --------								
-------- YEAR 2029 --------								
-------- YEAR 2030 --------								
-------- YEAR 2031 --------								
-------- YEAR 2032 --------								
-------- YEAR 2033 --------								
-------- YEAR 2034 --------								
-------- YEAR 2035 --------								
-------- YEAR 2036 --------								
-------- YEAR 2037 --------								
-------- YEAR 2038 --------								
-------- YEAR 2039 --------								
-------- YEAR 2040 --------								

GENERATING COMPANIES THERMAL UNIT	1 OPCO+CSP	988 DUMMY_OP 988	989 DUMMY_OP 989	990 DUMMY_OP 990	991 DUMMY_OP 991	992 DUMMY_OP 992	993 DUMMY_OP 993	994 DUMMY_OP 994
-------- YEAR 2011 --------								
OWNERSHIP RATIO	RATIO	1.00	1.00	1.00	1.00	1.00	1.00	1.00
-------- YEAR 2012 --------								
-------- YEAR 2013 --------								
-------- YEAR 2014 --------								
-------- YEAR 2015 --------								
-------- YEAR 2016 --------								
-------- YEAR 2017 --------								
-------- YEAR 2018 --------								
-------- YEAR 2019 --------								
-------- YEAR 2020 --------								
-------- YEAR 2021 --------								
-------- YEAR 2022 --------								
-------- YEAR 2023 --------								
-------- YEAR 2024 --------								

-------- YEAR 2025 --------

-------- YEAR 2026 --------

-------- YEAR 2027 --------

-------- YEAR 2028 --------

-------- YEAR 2029 --------

-------- YEAR 2030 --------

-------- YEAR 2031 --------

-------- YEAR 2032 --------

-------- YEAR 2033 --------

-------- YEAR 2034 --------

-------- YEAR 2035 --------

-------- YEAR 2036 --------

-------- YEAR 2037 --------

-------- YEAR 2038 --------

-------- YEAR 2039 --------

-------- YEAR 2040 --------

GENERATING COMPANIES THERMAL UNIT	1 OPCO+CSP	995 DUMMY_OP 995	996 T4_TRONA 996	997 RP2TR_KP 997	998 RP2TR_IM 998	999 DUMMY_OP 999
-------- YEAR 2011 --------						
OWNERSHIP RATIO	RATIO	1.00	0.00	0.00	0.00	1.00

-------- YEAR 2012 --------

-------- YEAR 2013 --------

-------- YEAR 2014 --------

-------- YEAR 2015 --------

-------- YEAR 2016 --------

-------- YEAR 2017 --------

-------- YEAR 2018 --------

-------- YEAR 2019 --------

-------- YEAR 2020 --------

-------- YEAR 2021 --------

-------- YEAR 2022 --------

NOTE: DATA DISPLAYED AFTER 2011 ONLY IF
VALUE CHANGED FROM PREVIOUS YEAR.

AEP EAST
GENERATION AND FUEL MODULE
INPUT SUMMARY REPORT

QUALIFIER = GAF.INPUT.THERMAL UNIT.

GENERATING COMPANIES 1 OPCO+CSP
THERMAL UNIT

	995	996	997	998	999
	DUMMY_OP	T4_TRONA	RP2TR_KP	RP2TR_IM	DUMMY_OP
	995	996	997	998	999

-------- YEAR 2023 --------

-------- YEAR 2024 --------

-------- YEAR 2025 --------

-------- YEAR 2026 --------

-------- YEAR 2027 --------

-------- YEAR 2028 --------

-------- YEAR 2029 --------

-------- YEAR 2030 --------

-------- YEAR 2031 --------

-------- YEAR 2032 --------

-------- YEAR 2033 --------

-------- YEAR 2034 --------

-------- YEAR 2035 --------

-------- YEAR 2036 --------

-------- YEAR 2037 --------

-------- YEAR 2038 --------

-------- YEAR 2039 --------

-------- YEAR 2040 --------

GENERATING COMPANIES 2 I&M
THERMAL UNIT

		1	2	3	4	5	6	7
		AMOS	AMOS	AMOS_OP	BECKJORD	BIG SAND	BIG SAND	CARD 1+2
		1	2	3	6	1	2	1
-------- YEAR 2011 --------								
OWNERSHIP RATIO	RATIO	0.00	0.00	0.00	0.00	0.00	0.00	0.00

-------- YEAR 2012 --------

-------- YEAR 2013 --------

-------- YEAR 2014 --------

-------- YEAR 2015 --------

-------- YEAR 2016 --------

-------- YEAR 2017 --------

-------- YEAR 2018 --------

-------- YEAR 2019 --------

-------- YEAR 2020 --------

-------- YEAR 2021 --------

-------- YEAR 2022 --------

-------- YEAR 2023 --------

-------- YEAR 2024 --------

-------- YEAR 2025 --------

-------- YEAR 2026 --------

-------- YEAR 2027 --------

-------- YEAR 2028 --------

-------- YEAR 2029 --------

-------- YEAR 2030 --------

-------- YEAR 2031 --------

-------- YEAR 2032 --------

-------- YEAR 2033 --------

-------- YEAR 2034 --------

-------- YEAR 2035 --------

-------- YEAR 2036 --------

-------- YEAR 2037 --------

-------- YEAR 2038 --------

-------- YEAR 2039 --------

-------- YEAR 2040 --------

GENERATING COMPANIES THERMAL UNIT	2 I&M	8 CARD 1+2 2	9 CARD 3 3	10 CLIFTY 1	11 CLIFTY 2	12 CLIFTY 3	13 CLIFTY 4	14 CLIFTY 5
-------- YEAR 2011 --------								
OWNERSHIP RATIO	RATIO	0.00	0.00	0.00	0.00	0.00	0.00	0.00

-------- YEAR 2012 --------

-------- YEAR 2013 --------

-------- YEAR 2014 --------

-------- YEAR 2015 --------

-------- YEAR 2016 --------

-------- YEAR 2017 --------

-------- YEAR 2018 --------

-------- YEAR 2019 --------

-------- YEAR 2020 --------

-------- YEAR 2021 --------

-------- YEAR 2022 --------

-------- YEAR 2023 --------

-------- YEAR 2024 --------

-------- YEAR 2025 --------

-------- YEAR 2026 --------

-------- YEAR 2027 --------

-------- YEAR 2028 --------

-------- YEAR 2029 --------

-------- YEAR 2030 --------

-------- YEAR 2031 --------

-------- YEAR 2032 --------

-------- YEAR 2033 --------

-------- YEAR 2034 --------

NOTE: DATA DISPLAYED AFTER 2011 ONLY IF
VALUE CHANGED FROM PREVIOUS YEAR.

AEP EAST
GENERATION AND FUEL MODULE
INPUT SUMMARY REPORT

QUALIFIER = GAF.INPUT.THERMAL UNIT.

GENERATING COMPANIES THERMAL UNIT	2 I&M	8 CARD 1+2 2	9 CARD 3 3	10 CLIFTY 1	11 CLIFTY 2	12 CLIFTY 3	13 CLIFTY 4	14 CLIFTY 5
-------- YEAR 2035 --------								
-------- YEAR 2036 --------								
-------- YEAR 2037 --------								
-------- YEAR 2038 --------								
-------- YEAR 2039 --------								
-------- YEAR 2040 --------								

GENERATING COMPANIES THERMAL UNIT	2 I&M	15 CLIFTY 6	16 CLINCH R 1	17 CLINCH R 2	18 CLINCH R 3	19 ROCKP_KP 1	20 ROCKP_KP 2	21 CSVL 1-4 3
-------- YEAR 2011 --------								
OWNERSHIP RATIO	RATIO	0.00	0.00	0.00	0.00	0.00	0.00	0.00
-------- YEAR 2012 --------								
-------- YEAR 2013 --------								
-------- YEAR 2014 --------								
-------- YEAR 2015 --------								
-------- YEAR 2016 --------								
-------- YEAR 2017 --------								
-------- YEAR 2018 --------								
-------- YEAR 2019 --------								
-------- YEAR 2020 --------								
-------- YEAR 2021 --------								
-------- YEAR 2022 --------								
-------- YEAR 2023 --------								
-------- YEAR 2024 --------								
-------- YEAR 2025 --------								
-------- YEAR 2026 --------								
-------- YEAR 2027 --------								
-------- YEAR 2028 --------								
-------- YEAR 2029 --------								
-------- YEAR 2030 --------								
-------- YEAR 2031 --------								
-------- YEAR 2032 --------								
-------- YEAR 2033 --------								
-------- YEAR 2034 --------								
-------- YEAR 2035 --------								
-------- YEAR 2036 --------								
-------- YEAR 2037 --------								
-------- YEAR 2038 --------								
-------- YEAR 2039 --------								
-------- YEAR 2040 --------								

GENERATING COMPANIES THERMAL UNIT	2 I&M	22 CSVL 1-4 4	23 CSVL 5+6 5	24 CSVL 5+6 6	25 D C COOK 1	26 D C COOK 2	27 GAVIN 1	28 GAVIN 2
-------- YEAR 2011 --------								
OWNERSHIP RATIO	RATIO	0.00	0.00	0.00	1.00	1.00	0.00	0.00
-------- YEAR 2012 --------								
-------- YEAR 2013 --------								
-------- YEAR 2014 --------								
-------- YEAR 2015 --------								

-------- YEAR 2016 --------

-------- YEAR 2017 --------

-------- YEAR 2018 --------

-------- YEAR 2019 --------

-------- YEAR 2020 --------

-------- YEAR 2021 --------

-------- YEAR 2022 --------

-------- YEAR 2023 --------

-------- YEAR 2024 --------

-------- YEAR 2025 --------

-------- YEAR 2026 --------

-------- YEAR 2027 --------

-------- YEAR 2028 --------

-------- YEAR 2029 --------

-------- YEAR 2030 --------

-------- YEAR 2031 --------

-------- YEAR 2032 --------

-------- YEAR 2033 --------

-------- YEAR 2034 --------

-------- YEAR 2035 --------

-------- YEAR 2036 --------

-------- YEAR 2037 --------

-------- YEAR 2038 --------

-------- YEAR 2039 --------

-------- YEAR 2040 --------

GENERATING COMPANIES	2 I&M							
THERMAL UNIT		29	30	31	32	33	34	35
		GLEN LYN	GLEN LYN			KAMMER	KAMMER	KAMMER
		5	6	0	0	1	2	3
-------- YEAR 2011 --------								
OWNERSHIP RATIO	RATIO	0.00	0.00	0.00	0.00	0.00	0.00	0.00

-------- YEAR 2012 --------

-------- YEAR 2013 --------

NOTE: DATA DISPLAYED AFTER 2011 ONLY IF
VALUE CHANGED FROM PREVIOUS YEAR.

AEP EAST
GENERATION AND FUEL MODULE
INPUT SUMMARY REPORT

QUALIFIER = GAF.INPUT.THERMAL UNIT.

GENERATING COMPANIES THERMAL UNIT	2 I&M	29 GLEN LYN 5	30 GLEN LYN 6	31 0	32 0	33 KAMMER 1	34 KAMMER 2	35 KAMMER 3
-------- YEAR 2014 --------								
-------- YEAR 2015 --------								
-------- YEAR 2016 --------								
-------- YEAR 2017 --------								
-------- YEAR 2018 --------								
-------- YEAR 2019 --------								
-------- YEAR 2020 --------								
-------- YEAR 2021 --------								
-------- YEAR 2022 --------								
-------- YEAR 2023 --------								
-------- YEAR 2024 --------								
-------- YEAR 2025 --------								
-------- YEAR 2026 --------								
-------- YEAR 2027 --------								
-------- YEAR 2028 --------								
-------- YEAR 2029 --------								
-------- YEAR 2030 --------								
-------- YEAR 2031 --------								
-------- YEAR 2032 --------								
-------- YEAR 2033 --------								
-------- YEAR 2034 --------								
-------- YEAR 2035 --------								
-------- YEAR 2036 --------								
-------- YEAR 2037 --------								
-------- YEAR 2038 --------								
-------- YEAR 2039 --------								
-------- YEAR 2040 --------								

GENERATING COMPANIES THERMAL UNIT	2 I&M	36 KANAWHA 1	37 KANAWHA 2	38 KYGER 1	39 KYGER 2	40 KYGER 3	41 KYGER 4	42 KYGER 5
-------- YEAR 2011 --------								
OWNERSHIP RATIO	RATIO	0.00	0.00	0.00	0.00	0.00	0.00	0.00
-------- YEAR 2012 --------								
-------- YEAR 2013 --------								
-------- YEAR 2014 --------								
-------- YEAR 2015 --------								
-------- YEAR 2016 --------								
-------- YEAR 2017 --------								
-------- YEAR 2018 --------								
-------- YEAR 2019 --------								
-------- YEAR 2020 --------								
-------- YEAR 2021 --------								
-------- YEAR 2022 --------								
-------- YEAR 2023 --------								
-------- YEAR 2024 --------								
-------- YEAR 2025 --------								
-------- YEAR 2026 --------								
-------- YEAR 2027 --------								

-------- YEAR 2028 --------

-------- YEAR 2029 --------

-------- YEAR 2030 --------

-------- YEAR 2031 --------

-------- YEAR 2032 --------

-------- YEAR 2033 --------

-------- YEAR 2034 --------

-------- YEAR 2035 --------

-------- YEAR 2036 --------

-------- YEAR 2037 --------

-------- YEAR 2038 --------

-------- YEAR 2039 --------

-------- YEAR 2040 --------

GENERATING COMPANIES THERMAL UNIT	2 I&M	43 MITCHELL 1	44 MITCHELL 2	45 MOUNT_ER 1	46 MUSK RVR 1	47 MUSK RVR 2	48 MUSK RVR 3	49 MUSK RVR 4
-------- YEAR 2011 --------								
OWNERSHIP RATIO	RATIO	0.00	0.00	0.00	0.00	0.00	0.00	0.00

-------- YEAR 2012 --------

-------- YEAR 2013 --------

-------- YEAR 2014 --------

-------- YEAR 2015 --------

-------- YEAR 2016 --------

-------- YEAR 2017 --------

-------- YEAR 2018 --------

-------- YEAR 2019 --------

-------- YEAR 2020 --------

-------- YEAR 2021 --------

-------- YEAR 2022 --------

-------- YEAR 2023 --------

-------- YEAR 2024 --------

-------- YEAR 2025 --------

NOTE: DATA DISPLAYED AFTER 2011 ONLY IF
VALUE CHANGED FROM PREVIOUS YEAR.

AEP EAST
GENERATION AND FUEL MODULE
INPUT SUMMARY REPORT

QUALIFIER = GAF.INPUT.THERMAL UNIT.

GENERATING COMPANIES THERMAL UNIT	2 I&M	43 MITCHELL 1	44 MITCHELL 2	45 MOUNT_ER 1	46 MUSK RVR 1	47 MUSK RVR 2	48 MUSK RVR 3	49 MUSK RVR 4
-------- YEAR 2026 --------								
-------- YEAR 2027 --------								
-------- YEAR 2028 --------								
-------- YEAR 2029 --------								
-------- YEAR 2030 --------								
-------- YEAR 2031 --------								
-------- YEAR 2032 --------								
-------- YEAR 2033 --------								
-------- YEAR 2034 --------								
-------- YEAR 2035 --------								
-------- YEAR 2036 --------								
-------- YEAR 2037 --------								
-------- YEAR 2038 --------								
-------- YEAR 2039 --------								
-------- YEAR 2040 --------								

GENERATING COMPANIES THERMAL UNIT	2 I&M	50 MUSK RVR 5	51 P SPORN 1	52 P SPORN 2	53 P SPORN 3	54 P SPORN 4	55 P SPORN 5	56 PICWAY 5
-------- YEAR 2011 --------								
OWNERSHIP RATIO	RATIO	0.00	0.00	0.00	0.00	0.00	0.00	0.00
-------- YEAR 2012 --------								
-------- YEAR 2013 --------								
-------- YEAR 2014 --------								
-------- YEAR 2015 --------								
-------- YEAR 2016 --------								
-------- YEAR 2017 --------								
-------- YEAR 2018 --------								
-------- YEAR 2019 --------								
-------- YEAR 2020 --------								
-------- YEAR 2021 --------								
-------- YEAR 2022 --------								
-------- YEAR 2023 --------								
-------- YEAR 2024 --------								
-------- YEAR 2025 --------								
-------- YEAR 2026 --------								
-------- YEAR 2027 --------								
-------- YEAR 2028 --------								
-------- YEAR 2029 --------								
-------- YEAR 2030 --------								
-------- YEAR 2031 --------								
-------- YEAR 2032 --------								
-------- YEAR 2033 --------								
-------- YEAR 2034 --------								
-------- YEAR 2035 --------								
-------- YEAR 2036 --------								
-------- YEAR 2037 --------								
-------- YEAR 2038 --------								
-------- YEAR 2039 --------								

-------- YEAR 2040 --------

GENERATING COMPANIES THERMAL UNIT	2 I&M	57 RPRET_IM 1	58 RPRUN_IM 1	59 ROCKP_IM 2	60 0	61 STUART 1	62 STUART 2	63 STUART 3
-------- YEAR 2011 --------								
OWNERSHIP RATIO	RATIO	1.00	1.00	1.00	0.00	0.00	0.00	0.00

-------- YEAR 2012 --------

-------- YEAR 2013 --------

-------- YEAR 2014 --------

-------- YEAR 2015 --------

-------- YEAR 2016 --------

-------- YEAR 2017 --------

-------- YEAR 2018 --------

-------- YEAR 2019 --------

-------- YEAR 2020 --------

-------- YEAR 2021 --------

-------- YEAR 2022 --------

-------- YEAR 2023 --------

-------- YEAR 2024 --------

-------- YEAR 2025 --------

-------- YEAR 2026 --------

-------- YEAR 2027 --------

-------- YEAR 2028 --------

-------- YEAR 2029 --------

-------- YEAR 2030 --------

-------- YEAR 2031 --------

-------- YEAR 2032 --------

-------- YEAR 2033 --------

-------- YEAR 2034 --------

-------- YEAR 2035 --------

-------- YEAR 2036 --------

-------- YEAR 2037 --------

NOTE: DATA DISPLAYED AFTER 2011 ONLY IF
VALUE CHANGED FROM PREVIOUS YEAR.

AEP EAST
GENERATION AND FUEL MODULE
INPUT SUMMARY REPORT

QUALIFIER = GAF.INPUT.THERMAL UNIT.

GENERATING COMPANIES THERMAL UNIT	2 I&M	57 RPRET_IM 1	58 RPRUN_IM 1	59 ROCKP_IM 2	60 0	61 STUART 1	62 STUART 2	63 STUART 3
-------- YEAR 2038 --------								
-------- YEAR 2039 --------								
-------- YEAR 2040 --------								

GENERATING COMPANIES THERMAL UNIT	2 I&M	64 STUART 4	65 AMOS_AP 3	66 TANN 1-3 1	67 TANN 1-3 2	68 TANN 1-3 3	69 TANN 4 4	70 ZIMMER 1
-------- YEAR 2011 --------								
OWNERSHIP RATIO	RATIO	0.00	0.00	1.00	1.00	1.00	1.00	0.00
-------- YEAR 2012 --------								
-------- YEAR 2013 --------								
-------- YEAR 2014 --------								
-------- YEAR 2015 --------								
-------- YEAR 2016 --------								
-------- YEAR 2017 --------								
-------- YEAR 2018 --------								
-------- YEAR 2019 --------								
-------- YEAR 2020 --------								
-------- YEAR 2021 --------								
-------- YEAR 2022 --------								
-------- YEAR 2023 --------								
-------- YEAR 2024 --------								
-------- YEAR 2025 --------								
-------- YEAR 2026 --------								
-------- YEAR 2027 --------								
-------- YEAR 2028 --------								
-------- YEAR 2029 --------								
-------- YEAR 2030 --------								
-------- YEAR 2031 --------								
-------- YEAR 2032 --------								
-------- YEAR 2033 --------								
-------- YEAR 2034 --------								
-------- YEAR 2035 --------								
-------- YEAR 2036 --------								
-------- YEAR 2037 --------								
-------- YEAR 2038 --------								
-------- YEAR 2039 --------								
-------- YEAR 2040 --------								

GENERATING COMPANIES THERMAL UNIT	2 I&M	71 ROBTMONE 1	72 ROBTMONE 2	73 ROBTMONE 3	75 CEREDO 1	76 CEREDO 2	77 CEREDO 3	78 CEREDO 4
-------- YEAR 2011 --------								
OWNERSHIP RATIO	RATIO	0.00	0.00	0.00	0.00	0.00	0.00	0.00
-------- YEAR 2012 --------								
-------- YEAR 2013 --------								
-------- YEAR 2014 --------								
-------- YEAR 2015 --------								
-------- YEAR 2016 --------								
-------- YEAR 2017 --------								
-------- YEAR 2018 --------								

-------- YEAR 2019 --------

-------- YEAR 2020 --------

-------- YEAR 2021 --------

-------- YEAR 2022 --------

-------- YEAR 2023 --------

-------- YEAR 2024 --------

-------- YEAR 2025 --------

-------- YEAR 2026 --------

-------- YEAR 2027 --------

-------- YEAR 2028 --------

-------- YEAR 2029 --------

-------- YEAR 2030 --------

-------- YEAR 2031 --------

-------- YEAR 2032 --------

-------- YEAR 2033 --------

-------- YEAR 2034 --------

-------- YEAR 2035 --------

-------- YEAR 2036 --------

-------- YEAR 2037 --------

-------- YEAR 2038 --------

-------- YEAR 2039 --------

-------- YEAR 2040 --------

GENERATING COMPANIES	2 I&M							
THERMAL UNIT		79	80	81	82	83	84	85
		CEREDO	CEREDO	DARBY	DARBY	DARBY	DARBY	DARBY
		5	6	1	2	3	4	5
-------- YEAR 2011 --------								
OWNERSHIP RATIO	RATIO	0.00	0.00	0.00	0.00	0.00	0.00	0.00

-------- YEAR 2012 --------

-------- YEAR 2013 --------

-------- YEAR 2014 --------

-------- YEAR 2015 --------

-------- YEAR 2016 --------

NOTE: DATA DISPLAYED AFTER 2011 ONLY IF
VALUE CHANGED FROM PREVIOUS YEAR.

AEP EAST
GENERATION AND FUEL MODULE
INPUT SUMMARY REPORT

QUALIFIER = GAF.INPUT.THERMAL UNIT.

GENERATING COMPANIES THERMAL UNIT	2 I&M	79 CEREDO 5	80 CEREDO 6	81 DARBY 1	82 DARBY 2	83 DARBY 3	84 DARBY 4	85 DARBY 5
-------- YEAR 2017 --------								
-------- YEAR 2018 --------								
-------- YEAR 2019 --------								
-------- YEAR 2020 --------								
-------- YEAR 2021 --------								
-------- YEAR 2022 --------								
-------- YEAR 2023 --------								
-------- YEAR 2024 --------								
-------- YEAR 2025 --------								
-------- YEAR 2026 --------								
-------- YEAR 2027 --------								
-------- YEAR 2028 --------								
-------- YEAR 2029 --------								
-------- YEAR 2030 --------								
-------- YEAR 2031 --------								
-------- YEAR 2032 --------								
-------- YEAR 2033 --------								
-------- YEAR 2034 --------								
-------- YEAR 2035 --------								
-------- YEAR 2036 --------								
-------- YEAR 2037 --------								
-------- YEAR 2038 --------								
-------- YEAR 2039 --------								
-------- YEAR 2040 --------								

GENERATING COMPANIES THERMAL UNIT	2 I&M	86 DARBY 6	87 LWBG WIN 1	88 LWBG WIN 2	89 LWBG SMR 1	90 LWBG SMR 2	91 WATR CC 1	92 WATR2 1
-------- YEAR 2011 --------								
OWNERSHIP RATIO	RATIO	0.00	0.00	0.00	0.00	0.00	0.00	0.00
-------- YEAR 2012 --------								
-------- YEAR 2013 --------								
-------- YEAR 2014 --------								
-------- YEAR 2015 --------								
-------- YEAR 2016 --------								
-------- YEAR 2017 --------								
-------- YEAR 2018 --------								
-------- YEAR 2019 --------								
-------- YEAR 2020 --------								
-------- YEAR 2021 --------								
-------- YEAR 2022 --------								
-------- YEAR 2023 --------								
-------- YEAR 2024 --------								
-------- YEAR 2025 --------								
-------- YEAR 2026 --------								
-------- YEAR 2027 --------								
-------- YEAR 2028 --------								
-------- YEAR 2029 --------								
-------- YEAR 2030 --------								

-------- YEAR 2031 --------

-------- YEAR 2032 --------

-------- YEAR 2033 --------

-------- YEAR 2034 --------

-------- YEAR 2035 --------

-------- YEAR 2036 --------

-------- YEAR 2037 --------

-------- YEAR 2038 --------

-------- YEAR 2039 --------

-------- YEAR 2040 --------

GENERATING COMPANIES	2 I&M							
THERMAL UNIT		93	94	95	96	97	101	102
		DRESDEN	DRESD2				NUCLEAR	UPC_NCCS
		1	1	0	0	0	1	1
-------- YEAR 2011 --------								
OWNERSHIP RATIO	RATIO	0.00	0.00	0.00	0.00	1.00	0.00	0.00

-------- YEAR 2012 --------

-------- YEAR 2013 --------

-------- YEAR 2014 --------

-------- YEAR 2015 --------

-------- YEAR 2016 --------

-------- YEAR 2017 --------

-------- YEAR 2018 --------

-------- YEAR 2019 --------

-------- YEAR 2020 --------

-------- YEAR 2021 --------

-------- YEAR 2022 --------

-------- YEAR 2023 --------

-------- YEAR 2024 --------

-------- YEAR 2025 --------

-------- YEAR 2026 --------

-------- YEAR 2027 --------

-------- YEAR 2028 --------

NOTE: DATA DISPLAYED AFTER 2011 ONLY IF
VALUE CHANGED FROM PREVIOUS YEAR.

AEP EAST
GENERATION AND FUEL MODULE
INPUT SUMMARY REPORT

QUALIFIER = GAF.INPUT.THERMAL UNIT.

GENERATING COMPANIES THERMAL UNIT	2 I&M	93 DRESDEN	94 DRESD2	95	96	97	101 NUCLEAR	102 UPC_NCCS
		1	1	0	0	0	1	1
-------- YEAR 2029 --------								
-------- YEAR 2030 --------								
-------- YEAR 2031 --------								
-------- YEAR 2032 --------								
-------- YEAR 2033 --------								
-------- YEAR 2034 --------								
-------- YEAR 2035 --------								
-------- YEAR 2036 --------								
-------- YEAR 2037 --------								
-------- YEAR 2038 --------								
-------- YEAR 2039 --------								
-------- YEAR 2040 --------								

GENERATING COMPANIES THERMAL UNIT	2 I&M	103 PC_UL_SU	104 UPC_RCCS	105 IGC_NCCS	106 IGCC GE	107 IGC_RCCS	108 CC 2X1FB	109 CC 2x1FA
		1	1	1	1	1	1	1
-------- YEAR 2011 --------								
OWNERSHIP RATIO	RATIO	0.00	0.00	0.00	0.00	0.00	0.00	0.00
-------- YEAR 2012 --------								
-------- YEAR 2013 --------								
-------- YEAR 2014 --------								
-------- YEAR 2015 --------								
-------- YEAR 2016 --------								
-------- YEAR 2017 --------								
-------- YEAR 2018 --------								
-------- YEAR 2019 --------								
-------- YEAR 2020 --------								
-------- YEAR 2021 --------								
-------- YEAR 2022 --------								
-------- YEAR 2023 --------								
-------- YEAR 2024 --------								
-------- YEAR 2025 --------								
-------- YEAR 2026 --------								
-------- YEAR 2027 --------								
-------- YEAR 2028 --------								
-------- YEAR 2029 --------								
-------- YEAR 2030 --------								
-------- YEAR 2031 --------								
-------- YEAR 2032 --------								
-------- YEAR 2033 --------								
-------- YEAR 2034 --------								
-------- YEAR 2035 --------								
-------- YEAR 2036 --------								
-------- YEAR 2037 --------								
-------- YEAR 2038 --------								
-------- YEAR 2039 --------								
-------- YEAR 2040 --------								

GENERATING COMPANIES THERMAL UNIT	2 I&M	110 CC 1x17H	111 BS2_CC	114 CT GE7FA	115 CT_GE7EA	119	120	124 BS2_FGD
		1	1	1	1	0	0	2

-------- YEAR 2011 --------								
OWNERSHIP RATIO	RATIO	0.00	0.00	0.00	0.00	0.00	0.00	0.00
-------- YEAR 2012 --------								
-------- YEAR 2013 --------								
-------- YEAR 2014 --------								
-------- YEAR 2015 --------								
-------- YEAR 2016 --------								
-------- YEAR 2017 --------								
-------- YEAR 2018 --------								
-------- YEAR 2019 --------								
-------- YEAR 2020 --------								
-------- YEAR 2021 --------								
-------- YEAR 2022 --------								
-------- YEAR 2023 --------								
-------- YEAR 2024 --------								
-------- YEAR 2025 --------								
-------- YEAR 2026 --------								
-------- YEAR 2027 --------								
-------- YEAR 2028 --------								
-------- YEAR 2029 --------								
-------- YEAR 2030 --------								
-------- YEAR 2031 --------								
-------- YEAR 2032 --------								
-------- YEAR 2033 --------								
-------- YEAR 2034 --------								
-------- YEAR 2035 --------								
-------- YEAR 2036 --------								
-------- YEAR 2037 --------								
-------- YEAR 2038 --------								
-------- YEAR 2039 --------								
-------- YEAR 2040 --------								

NOTE: DATA DISPLAYED AFTER 2011 ONLY IF
VALUE CHANGED FROM PREVIOUS YEAR.

AEP EAST
GENERATION AND FUEL MODULE
INPUT SUMMARY REPORT

QUALIFIER = GAF.INPUT.THERMAL UNIT.

GENERATING COMPANIES THERMAL UNIT	2 I&M	125 BS1_FGD 1	126 CSV5_SCR 5	127 CSV6_SCR 6	129 CR1_NGCC 1	130 CR2_NGCC 2	131 MR5_NGCC 5	132 MR5_FGD 5
-------- YEAR 2011 --------								
OWNERSHIP RATIO	RATIO	0.00	0.00	0.00	0.00	0.00	0.00	0.00
-------- YEAR 2012 --------								
-------- YEAR 2013 --------								
-------- YEAR 2014 --------								
-------- YEAR 2015 --------								
-------- YEAR 2016 --------								
-------- YEAR 2017 --------								
-------- YEAR 2018 --------								
-------- YEAR 2019 --------								
-------- YEAR 2020 --------								
-------- YEAR 2021 --------								
-------- YEAR 2022 --------								
-------- YEAR 2023 --------								
-------- YEAR 2024 --------								
-------- YEAR 2025 --------								
-------- YEAR 2026 --------								
-------- YEAR 2027 --------								
-------- YEAR 2028 --------								
-------- YEAR 2029 --------								
-------- YEAR 2030 --------								
-------- YEAR 2031 --------								
-------- YEAR 2032 --------								
-------- YEAR 2033 --------								
-------- YEAR 2034 --------								
-------- YEAR 2035 --------								
-------- YEAR 2036 --------								
-------- YEAR 2037 --------								
-------- YEAR 2038 --------								
-------- YEAR 2039 --------								
-------- YEAR 2040 --------								

GENERATING COMPANIES THERMAL UNIT	2 I&M	133 RP1D_IM 1	134 RP2D_IM 2	135 TAN4_FGD 4	136 RP1D_KP 1	137 RP2D_KP 2	144 TC4_ESP 4	145 A390% AP 3
-------- YEAR 2011 --------								
OWNERSHIP RATIO	RATIO	1.00	1.00	1.00	0.00	0.00	1.00	0.00
-------- YEAR 2012 --------								
-------- YEAR 2013 --------								
-------- YEAR 2014 --------								
-------- YEAR 2015 --------								
-------- YEAR 2016 --------								
-------- YEAR 2017 --------								
-------- YEAR 2018 --------								
-------- YEAR 2019 --------								
-------- YEAR 2020 --------								
-------- YEAR 2021 --------								
-------- YEAR 2022 --------								
-------- YEAR 2023 --------								
-------- YEAR 2024 --------								

-------- YEAR 2025 --------

-------- YEAR 2026 --------

-------- YEAR 2027 --------

-------- YEAR 2028 --------

-------- YEAR 2029 --------

-------- YEAR 2030 --------

-------- YEAR 2031 --------

-------- YEAR 2032 --------

-------- YEAR 2033 --------

-------- YEAR 2034 --------

-------- YEAR 2035 --------

-------- YEAR 2036 --------

-------- YEAR 2037 --------

-------- YEAR 2038 --------

-------- YEAR 2039 --------

-------- YEAR 2040 --------

GENERATING COMPANIES THERMAL UNIT	2 I&M	146 A390%OP 3	147 MTN_90% 1	148 RPT1_90% 1	149 RPT2_90% 2	150 GV1_90% 1	151 GV2_90% 2	153 MTN_18% 1
-------- YEAR 2011 --------								
OWNERSHIP RATIO	RATIO	0.00	0.00	1.00	1.00	0.00	0.00	0.00

-------- YEAR 2012 --------

-------- YEAR 2013 --------

-------- YEAR 2014 --------

-------- YEAR 2015 --------

-------- YEAR 2016 --------

-------- YEAR 2017 --------

-------- YEAR 2018 --------

-------- YEAR 2019 --------

-------- YEAR 2020 --------

-------- YEAR 2021 --------

-------- YEAR 2022 --------

NOTE: DATA DISPLAYED AFTER 2011 ONLY IF
VALUE CHANGED FROM PREVIOUS YEAR.

AEP EAST
GENERATION AND FUEL MODULE
INPUT SUMMARY REPORT

QUALIFIER = GAF.INPUT.THERMAL UNIT.

GENERATING COMPANIES THERMAL UNIT	2 I&M	146 A390%OP 3	147 MTN_90% 1	148 RPT1_90% 1	149 RPT2_90% 2	150 GV1_90% 1	151 GV2_90% 2	153 MTN_18% 1
-------- YEAR 2023 --------								
-------- YEAR 2024 --------								
-------- YEAR 2025 --------								
-------- YEAR 2026 --------								
-------- YEAR 2027 --------								
-------- YEAR 2028 --------								
-------- YEAR 2029 --------								
-------- YEAR 2030 --------								
-------- YEAR 2031 --------								
-------- YEAR 2032 --------								
-------- YEAR 2033 --------								
-------- YEAR 2034 --------								
-------- YEAR 2035 --------								
-------- YEAR 2036 --------								
-------- YEAR 2037 --------								
-------- YEAR 2038 --------								
-------- YEAR 2039 --------								
-------- YEAR 2040 --------								

GENERATING COMPANIES THERMAL UNIT	2 I&M	154 CC_FA_KP 1	155 CT_OHIO 1	156 CC_OH 1	157 CT_I&M 1	158 CC_I&M 1	159 CT_APCO 1	160 CC_APCO 1
-------- YEAR 2011 --------								
OWNERSHIP RATIO	RATIO	0.00	0.00	0.00	1.00	1.00	0.00	0.00
-------- YEAR 2012 --------								
-------- YEAR 2013 --------								
-------- YEAR 2014 --------								
-------- YEAR 2015 --------								
-------- YEAR 2016 --------								
-------- YEAR 2017 --------								
-------- YEAR 2018 --------								
-------- YEAR 2019 --------								
-------- YEAR 2020 --------								
-------- YEAR 2021 --------								
-------- YEAR 2022 --------								
-------- YEAR 2023 --------								
-------- YEAR 2024 --------								
-------- YEAR 2025 --------								
-------- YEAR 2026 --------								
-------- YEAR 2027 --------								
-------- YEAR 2028 --------								
-------- YEAR 2029 --------								
-------- YEAR 2030 --------								
-------- YEAR 2031 --------								
-------- YEAR 2032 --------								
-------- YEAR 2033 --------								
-------- YEAR 2034 --------								
-------- YEAR 2035 --------								
-------- YEAR 2036 --------								

-------- YEAR 2037 --------

-------- YEAR 2038 --------

-------- YEAR 2039 --------

-------- YEAR 2040 --------

GENERATING COMPANIES THERMAL UNIT	2 I&M	161 CT_KPCO 1	162 CC_KPCO 1	163 BS2 FGD 1	164 BS2 FGD 5	165 BS2 FGD 22	166 BS2 FGD 23	168 IGCC AP 1
-------- YEAR 2011 --------								
OWNERSHIP RATIO	RATIO	0.00	0.00	0.00	0.00	0.00	0.00	0.00

-------- YEAR 2012 --------

-------- YEAR 2013 --------

-------- YEAR 2014 --------

-------- YEAR 2015 --------

-------- YEAR 2016 --------

-------- YEAR 2017 --------

-------- YEAR 2018 --------

-------- YEAR 2019 --------

-------- YEAR 2020 --------

-------- YEAR 2021 --------

-------- YEAR 2022 --------

-------- YEAR 2023 --------

-------- YEAR 2024 --------

-------- YEAR 2025 --------

-------- YEAR 2026 --------

-------- YEAR 2027 --------

-------- YEAR 2028 --------

-------- YEAR 2029 --------

-------- YEAR 2030 --------

-------- YEAR 2031 --------

-------- YEAR 2032 --------

-------- YEAR 2033 --------

-------- YEAR 2034 --------

NOTE: DATA DISPLAYED AFTER 2011 ONLY IF
VALUE CHANGED FROM PREVIOUS YEAR.

AEP EAST
GENERATION AND FUEL MODULE
INPUT SUMMARY REPORT

QUALIFIER = GAF.INPUT.THERMAL UNIT.

GENERATING COMPANIES THERMAL UNIT	2 I&M	161 CT_KPCO 1	162 CC_KPCO 1	163 BS2 FGD 1	164 BS2 FGD 5	165 BS2 FGD 22	166 BS2 FGD 23	168 IGCC AP 1
-------- YEAR 2035 --------								
-------- YEAR 2036 --------								
-------- YEAR 2037 --------								
-------- YEAR 2038 --------								
-------- YEAR 2039 --------								
-------- YEAR 2040 --------								

GENERATING COMPANIES THERMAL UNIT	2 I&M	169 PC_UL_AP 1	170 Nuke_AP 1	171 IGCC IM 1	172 PC_UL_IM 1	173 NUKE_IM 1	174 IGCC KP 1	175 PC_UL_KP 1
-------- YEAR 2011 --------								
OWNERSHIP RATIO	RATIO	0.00	0.00	1.00	1.00	1.00	0.00	0.00
-------- YEAR 2012 --------								
-------- YEAR 2013 --------								
-------- YEAR 2014 --------								
-------- YEAR 2015 --------								
-------- YEAR 2016 --------								
-------- YEAR 2017 --------								
-------- YEAR 2018 --------								
-------- YEAR 2019 --------								
-------- YEAR 2020 --------								
-------- YEAR 2021 --------								
-------- YEAR 2022 --------								
-------- YEAR 2023 --------								
-------- YEAR 2024 --------								
-------- YEAR 2025 --------								
-------- YEAR 2026 --------								
-------- YEAR 2027 --------								
-------- YEAR 2028 --------								
-------- YEAR 2029 --------								
-------- YEAR 2030 --------								
-------- YEAR 2031 --------								
-------- YEAR 2032 --------								
-------- YEAR 2033 --------								
-------- YEAR 2034 --------								
-------- YEAR 2035 --------								
-------- YEAR 2036 --------								
-------- YEAR 2037 --------								
-------- YEAR 2038 --------								
-------- YEAR 2039 --------								
-------- YEAR 2040 --------								

GENERATING COMPANIES THERMAL UNIT	2 I&M	176 NUKE_KP 1	177 IGCC OH 1	178 PC_UL_OH 1	179 NUKE OH 1	181 RP1D_03 1	182 RP1D_04 1	183 RP1D_08 1
-------- YEAR 2011 --------								
OWNERSHIP RATIO	RATIO	0.00	0.00	0.00	0.00	1.00	1.00	1.00
-------- YEAR 2012 --------								
-------- YEAR 2013 --------								
-------- YEAR 2014 --------								
-------- YEAR 2015 --------								

-------- YEAR 2016 --------

-------- YEAR 2017 --------

-------- YEAR 2018 --------

-------- YEAR 2019 --------

-------- YEAR 2020 --------

-------- YEAR 2021 --------

-------- YEAR 2022 --------

-------- YEAR 2023 --------

-------- YEAR 2024 --------

-------- YEAR 2025 --------

-------- YEAR 2026 --------

-------- YEAR 2027 --------

-------- YEAR 2028 --------

-------- YEAR 2029 --------

-------- YEAR 2030 --------

-------- YEAR 2031 --------

-------- YEAR 2032 --------

-------- YEAR 2033 --------

-------- YEAR 2034 --------

-------- YEAR 2035 --------

-------- YEAR 2036 --------

-------- YEAR 2037 --------

-------- YEAR 2038 --------

-------- YEAR 2039 --------

-------- YEAR 2040 --------

GENERATING COMPANIES THERMAL UNIT	2 I&M	184 RP1D_20 1	186 RP1TR_IM 1	187 RP2TR_IM 2	188 RP1TR_KP 1	189 RP2TR_KP 2	190 T4_TRONA 4	191 T4_TRCCR 4
-------- YEAR 2011 --------								
OWNERSHIP RATIO	RATIO	1.00	1.00	1.00	0.00	0.00	1.00	1.00

-------- YEAR 2012 --------

-------- YEAR 2013 --------

NOTE: DATA DISPLAYED AFTER 2011 ONLY IF
VALUE CHANGED FROM PREVIOUS YEAR.

AEP EAST
GENERATION AND FUEL MODULE
INPUT SUMMARY REPORT

QUALIFIER = GAF.INPUT.THERMAL UNIT.

GENERATING COMPANIES THERMAL UNIT	2 I&M	184 RP1D_20 1	186 RP1TR_IM 1	187 RP2TR_IM 2	188 RP1TR_KP 1	189 RP2TR_KP 2	190 T4_TRONA 4	191 T4_TRCCR 4
-------- YEAR 2014 --------								
-------- YEAR 2015 --------								
-------- YEAR 2016 --------								
-------- YEAR 2017 --------								
-------- YEAR 2018 --------								
-------- YEAR 2019 --------								
-------- YEAR 2020 --------								
-------- YEAR 2021 --------								
-------- YEAR 2022 --------								
-------- YEAR 2023 --------								
-------- YEAR 2024 --------								
-------- YEAR 2025 --------								
-------- YEAR 2026 --------								
-------- YEAR 2027 --------								
-------- YEAR 2028 --------								
-------- YEAR 2029 --------								
-------- YEAR 2030 --------								
-------- YEAR 2031 --------								
-------- YEAR 2032 --------								
-------- YEAR 2033 --------								
-------- YEAR 2034 --------								
-------- YEAR 2035 --------								
-------- YEAR 2036 --------								
-------- YEAR 2037 --------								
-------- YEAR 2038 --------								
-------- YEAR 2039 --------								
-------- YEAR 2040 --------								

GENERATING COMPANIES THERMAL UNIT	2 I&M	223 MR_STKR1 1	224 MR_STKR2 1	228 AMS3_SI 3	229 BS2_SI 2	230 MR5_CF 5	231 MR5_SI 5	232 RPT1_CF 1
-------- YEAR 2011 --------								
OWNERSHIP RATIO	RATIO	0.00	0.00	0.00	0.00	0.00	0.00	1.00
-------- YEAR 2012 --------								
-------- YEAR 2013 --------								
-------- YEAR 2014 --------								
-------- YEAR 2015 --------								
-------- YEAR 2016 --------								
-------- YEAR 2017 --------								
-------- YEAR 2018 --------								
-------- YEAR 2019 --------								
-------- YEAR 2020 --------								
-------- YEAR 2021 --------								
-------- YEAR 2022 --------								
-------- YEAR 2023 --------								
-------- YEAR 2024 --------								
-------- YEAR 2025 --------								
-------- YEAR 2026 --------								
-------- YEAR 2027 --------								

-------- YEAR 2028 --------

-------- YEAR 2029 --------

-------- YEAR 2030 --------

-------- YEAR 2031 --------

-------- YEAR 2032 --------

-------- YEAR 2033 --------

-------- YEAR 2034 --------

-------- YEAR 2035 --------

-------- YEAR 2036 --------

-------- YEAR 2037 --------

-------- YEAR 2038 --------

-------- YEAR 2039 --------

-------- YEAR 2040 --------

GENERATING COMPANIES THERMAL UNIT	2 I&M	233 RPT2_CF 2	234 RPT1_SI 1	235 RPT2_SI 2	251 DC1_HPT 1	252 DC1_IS 1	253 DC1_EFF 1	254 DC1_17 1
-------- YEAR 2011 --------								
OWNERSHIP RATIO	RATIO	1.00	1.00	1.00	1.00	1.00	1.00	1.00

-------- YEAR 2012 --------

-------- YEAR 2013 --------

-------- YEAR 2014 --------

-------- YEAR 2015 --------

-------- YEAR 2016 --------

-------- YEAR 2017 --------

-------- YEAR 2018 --------

-------- YEAR 2019 --------

-------- YEAR 2020 --------

-------- YEAR 2021 --------

-------- YEAR 2022 --------

-------- YEAR 2023 --------

-------- YEAR 2024 --------

-------- YEAR 2025 --------

NOTE: DATA DISPLAYED AFTER 2011 ONLY IF
VALUE CHANGED FROM PREVIOUS YEAR.

AEP EAST
GENERATION AND FUEL MODULE
INPUT SUMMARY REPORT

QUALIFIER = GAF.INPUT.THERMAL UNIT.

GENERATING COMPANIES THERMAL UNIT	2 I&M	233 RPT2_CF 2	234 RPT1_SI 1	235 RPT2_SI 2	251 DC1_HPT 1	252 DC1_IS 1	253 DC1_EFF 1	254 DC1_17 1
-------- YEAR 2026 --------								
-------- YEAR 2027 --------								
-------- YEAR 2028 --------								
-------- YEAR 2029 --------								
-------- YEAR 2030 --------								
-------- YEAR 2031 --------								
-------- YEAR 2032 --------								
-------- YEAR 2033 --------								
-------- YEAR 2034 --------								
-------- YEAR 2035 --------								
-------- YEAR 2036 --------								
-------- YEAR 2037 --------								
-------- YEAR 2038 --------								
-------- YEAR 2039 --------								
-------- YEAR 2040 --------								

GENERATING COMPANIES THERMAL UNIT	2 I&M	255 DC1_3800 1	257 DC2_HPT 2	258 DC2_EFF 2	259 DC2_SPU 2	260 DC2_3800 2	269 BIGSD_15 1	270 BIGSD_GP 1
-------- YEAR 2011 --------								
OWNERSHIP RATIO	RATIO	1.00	1.00	1.00	1.00	1.00	0.00	0.00
-------- YEAR 2012 --------								
-------- YEAR 2013 --------								
-------- YEAR 2014 --------								
-------- YEAR 2015 --------								
-------- YEAR 2016 --------								
-------- YEAR 2017 --------								
-------- YEAR 2018 --------								
-------- YEAR 2019 --------								
-------- YEAR 2020 --------								
-------- YEAR 2021 --------								
-------- YEAR 2022 --------								
-------- YEAR 2023 --------								
-------- YEAR 2024 --------								
-------- YEAR 2025 --------								
-------- YEAR 2026 --------								
-------- YEAR 2027 --------								
-------- YEAR 2028 --------								
-------- YEAR 2029 --------								
-------- YEAR 2030 --------								
-------- YEAR 2031 --------								
-------- YEAR 2032 --------								
-------- YEAR 2033 --------								
-------- YEAR 2034 --------								
-------- YEAR 2035 --------								
-------- YEAR 2036 --------								
-------- YEAR 2037 --------								
-------- YEAR 2038 --------								
-------- YEAR 2039 --------								

-------- YEAR 2040 --------

GENERATING COMPANIES THERMAL UNIT	2 I&M	271 CLN_Q_HM 1	272 CLN_Q_15 1	273 CLN_Q_HM 2	274 CLN_Q_15 2	275 CLN_Q_HM 3	276 CLN_Q_15 3	277 CVL_3_HM 3
-------- YEAR 2011 --------								
OWNERSHIP RATIO	RATIO	0.00	0.00	0.00	0.00	0.00	0.00	0.00

-------- YEAR 2012 --------

-------- YEAR 2013 --------

-------- YEAR 2014 --------

-------- YEAR 2015 --------

-------- YEAR 2016 --------

-------- YEAR 2017 --------

-------- YEAR 2018 --------

-------- YEAR 2019 --------

-------- YEAR 2020 --------

-------- YEAR 2021 --------

-------- YEAR 2022 --------

-------- YEAR 2023 --------

-------- YEAR 2024 --------

-------- YEAR 2025 --------

-------- YEAR 2026 --------

-------- YEAR 2027 --------

-------- YEAR 2028 --------

-------- YEAR 2029 --------

-------- YEAR 2030 --------

-------- YEAR 2031 --------

-------- YEAR 2032 --------

-------- YEAR 2033 --------

-------- YEAR 2034 --------

-------- YEAR 2035 --------

-------- YEAR 2036 --------

-------- YEAR 2037 --------

NOTE: DATA DISPLAYED AFTER 2011 ONLY IF
VALUE CHANGED FROM PREVIOUS YEAR.

AEP EAST
GENERATION AND FUEL MODULE
INPUT SUMMARY REPORT

QUALIFIER = GAF.INPUT.THERMAL UNIT.

GENERATING COMPANIES	2 I&M							
THERMAL UNIT		271	272	273	274	275	276	277
		CLN_Q_HM	CLN_Q_15	CLN_Q_HM	CLN_Q_15	CLN_Q_HM	CLN_Q_15	CVL_3_HM
		1	1	2	2	3	3	3
-------- YEAR 2038 --------								
-------- YEAR 2039 --------								
-------- YEAR 2040 --------								

GENERATING COMPANIES	2 I&M							
THERMAL UNIT		278	279	280	281	282	283	284
		CVL_3_10	GLN_5_HM	GLN_5_15	GLN_6_HM	GLN_6_15	KMR_F_HM	KMR_F_GP
		3	5	5	6	6	1	1
-------- YEAR 2011 --------								
OWNERSHIP RATIO	RATIO	0.00	0.00	0.00	0.00	0.00	0.00	0.00
-------- YEAR 2012 --------								
-------- YEAR 2013 --------								
-------- YEAR 2014 --------								
-------- YEAR 2015 --------								
-------- YEAR 2016 --------								
-------- YEAR 2017 --------								
-------- YEAR 2018 --------								
-------- YEAR 2019 --------								
-------- YEAR 2020 --------								
-------- YEAR 2021 --------								
-------- YEAR 2022 --------								
-------- YEAR 2023 --------								
-------- YEAR 2024 --------								
-------- YEAR 2025 --------								
-------- YEAR 2026 --------								
-------- YEAR 2027 --------								
-------- YEAR 2028 --------								
-------- YEAR 2029 --------								
-------- YEAR 2030 --------								
-------- YEAR 2031 --------								
-------- YEAR 2032 --------								
-------- YEAR 2033 --------								
-------- YEAR 2034 --------								
-------- YEAR 2035 --------								
-------- YEAR 2036 --------								
-------- YEAR 2037 --------								
-------- YEAR 2038 --------								
-------- YEAR 2039 --------								
-------- YEAR 2040 --------								

GENERATING COMPANIES	2 I&M							
THERMAL UNIT		285	286	287	288	289	290	291
		KMR_F_HM	KMR_F_GP	KMR_F_HM	KMR_F_GP	KWA_1_HM	KWA_1_15	KWA_2_HM
		2	2	3	3	1	1	2
-------- YEAR 2011 --------								
OWNERSHIP RATIO	RATIO	0.00	0.00	0.00	0.00	0.00	0.00	0.00
-------- YEAR 2012 --------								
-------- YEAR 2013 --------								
-------- YEAR 2014 --------								
-------- YEAR 2015 --------								
-------- YEAR 2016 --------								
-------- YEAR 2017 --------								
-------- YEAR 2018 --------								

-------- YEAR 2019 --------

-------- YEAR 2020 --------

-------- YEAR 2021 --------

-------- YEAR 2022 --------

-------- YEAR 2023 --------

-------- YEAR 2024 --------

-------- YEAR 2025 --------

-------- YEAR 2026 --------

-------- YEAR 2027 --------

-------- YEAR 2028 --------

-------- YEAR 2029 --------

-------- YEAR 2030 --------

-------- YEAR 2031 --------

-------- YEAR 2032 --------

-------- YEAR 2033 --------

-------- YEAR 2034 --------

-------- YEAR 2035 --------

-------- YEAR 2036 --------

-------- YEAR 2037 --------

-------- YEAR 2038 --------

-------- YEAR 2039 --------

-------- YEAR 2040 --------

GENERATING COMPANIES THERMAL UNIT	2 I&M	292 KWA_2_15 2	293 MSKR1_HM 1	294 MSKR1_12 1	295 MSKR2_HM 2	296 MSKR2_12 2	297 MSKR3_GP 3	298 MR3HM_12 3
-------- YEAR 2011 --------								
OWNERSHIP RATIO	RATIO	0.00	0.00	0.00	0.00	0.00	0.00	0.00

-------- YEAR 2012 --------

-------- YEAR 2013 --------

-------- YEAR 2014 --------

-------- YEAR 2015 --------

-------- YEAR 2016 --------

NOTE: DATA DISPLAYED AFTER 2011 ONLY IF
VALUE CHANGED FROM PREVIOUS YEAR.

AEP EAST
GENERATION AND FUEL MODULE
INPUT SUMMARY REPORT

QUALIFIER = GAF.INPUT.THERMAL UNIT.

GENERATING COMPANIES THERMAL UNIT	2 I&M	292 KWA_2_15	293 MSKR1_HM	294 MSKR1_12	295 MSKR2_HM	296 MSKR2_12	297 MSKR3_GP	298 MR3HM_12
		2	1	1	2	2	3	3
-------- YEAR 2017 --------								
-------- YEAR 2018 --------								
-------- YEAR 2019 --------								
-------- YEAR 2020 --------								
-------- YEAR 2021 --------								
-------- YEAR 2022 --------								
-------- YEAR 2023 --------								
-------- YEAR 2024 --------								
-------- YEAR 2025 --------								
-------- YEAR 2026 --------								
-------- YEAR 2027 --------								
-------- YEAR 2028 --------								
-------- YEAR 2029 --------								
-------- YEAR 2030 --------								
-------- YEAR 2031 --------								
-------- YEAR 2032 --------								
-------- YEAR 2033 --------								
-------- YEAR 2034 --------								
-------- YEAR 2035 --------								
-------- YEAR 2036 --------								
-------- YEAR 2037 --------								
-------- YEAR 2038 --------								
-------- YEAR 2039 --------								
-------- YEAR 2040 --------								

GENERATING COMPANIES THERMAL UNIT	2 I&M	299 MSKR4_GP	300 M4HM_12	301 PICWY_HM	302 PICWY_GP	303 SP1_F_HM	304 SP1_F_15	305 SP2_F_HM
		4	4	5	5	1	1	2
-------- YEAR 2011 --------								
OWNERSHIP RATIO	RATIO	0.00	0.00	0.00	0.00	0.00	0.00	0.00
-------- YEAR 2012 --------								
-------- YEAR 2013 --------								
-------- YEAR 2014 --------								
-------- YEAR 2015 --------								
-------- YEAR 2016 --------								
-------- YEAR 2017 --------								
-------- YEAR 2018 --------								
-------- YEAR 2019 --------								
-------- YEAR 2020 --------								
-------- YEAR 2021 --------								
-------- YEAR 2022 --------								
-------- YEAR 2023 --------								
-------- YEAR 2024 --------								
-------- YEAR 2025 --------								
-------- YEAR 2026 --------								
-------- YEAR 2027 --------								
-------- YEAR 2028 --------								
-------- YEAR 2029 --------								
-------- YEAR 2030 --------								

-------- YEAR 2031 --------

-------- YEAR 2032 --------

-------- YEAR 2033 --------

-------- YEAR 2034 --------

-------- YEAR 2035 --------

-------- YEAR 2036 --------

-------- YEAR 2037 --------

-------- YEAR 2038 --------

-------- YEAR 2039 --------

-------- YEAR 2040 --------

GENERATING COMPANIES THERMAL UNIT	2 I&M	306 SP2_F_15 2	307 SP3_Q_HM 3	308 SP3_Q_15 3	309 SP4_Q_HM 4	310 SP4_Q_15 4	311 SP5_HM 5	312 SP5_15 5
-------- YEAR 2011 --------								
OWNERSHIP RATIO	RATIO	0.00	0.00	0.00	0.00	0.00	0.00	0.00

-------- YEAR 2012 --------

-------- YEAR 2013 --------

-------- YEAR 2014 --------

-------- YEAR 2015 --------

-------- YEAR 2016 --------

-------- YEAR 2017 --------

-------- YEAR 2018 --------

-------- YEAR 2019 --------

-------- YEAR 2020 --------

-------- YEAR 2021 --------

-------- YEAR 2022 --------

-------- YEAR 2023 --------

-------- YEAR 2024 --------

-------- YEAR 2025 --------

-------- YEAR 2026 --------

-------- YEAR 2027 --------

-------- YEAR 2028 --------

NOTE: DATA DISPLAYED AFTER 2011 ONLY IF
VALUE CHANGED FROM PREVIOUS YEAR.

AEP EAST
GENERATION AND FUEL MODULE
INPUT SUMMARY REPORT

QUALIFIER = GAF.INPUT.THERMAL UNIT.

GENERATING COMPANIES THERMAL UNIT	2 I&M	306 SP2_F_15 2	307 SP3_Q_HM 3	308 SP3_Q_15 3	309 SP4_Q_HM 4	310 SP4_Q_15 4	311 SP5_HM 5	312 SP5_15 5
-------- YEAR 2029 --------								
-------- YEAR 2030 --------								
-------- YEAR 2031 --------								
-------- YEAR 2032 --------								
-------- YEAR 2033 --------								
-------- YEAR 2034 --------								
-------- YEAR 2035 --------								
-------- YEAR 2036 --------								
-------- YEAR 2037 --------								
-------- YEAR 2038 --------								
-------- YEAR 2039 --------								
-------- YEAR 2040 --------								

GENERATING COMPANIES THERMAL UNIT	2 I&M	313 TNR_F_HM 1	314 TNR_F_15 1	315 TNR_F_HM 2	316 TNR_F_15 2	317 TNR_F_HM 3	318 TNR_F_15 3	319 PW_GP_15 5
-------- YEAR 2011 --------								
OWNERSHIP RATIO	RATIO	1.00	1.00	1.00	1.00	1.00	1.00	0.00
-------- YEAR 2012 --------								
-------- YEAR 2013 --------								
-------- YEAR 2014 --------								
-------- YEAR 2015 --------								
-------- YEAR 2016 --------								
-------- YEAR 2017 --------								
-------- YEAR 2018 --------								
-------- YEAR 2019 --------								
-------- YEAR 2020 --------								
-------- YEAR 2021 --------								
-------- YEAR 2022 --------								
-------- YEAR 2023 --------								
-------- YEAR 2024 --------								
-------- YEAR 2025 --------								
-------- YEAR 2026 --------								
-------- YEAR 2027 --------								
-------- YEAR 2028 --------								
-------- YEAR 2029 --------								
-------- YEAR 2030 --------								
-------- YEAR 2031 --------								
-------- YEAR 2032 --------								
-------- YEAR 2033 --------								
-------- YEAR 2034 --------								
-------- YEAR 2035 --------								
-------- YEAR 2036 --------								
-------- YEAR 2037 --------								
-------- YEAR 2038 --------								
-------- YEAR 2039 --------								
-------- YEAR 2040 --------								

GENERATING COMPANIES THERMAL UNIT	2 I&M	320 RHills 1 1	500 DUMMY_OP 0	501 DUMMY_IM 0	502 DUMMY_AP 0	503 DUMMY_KP 0	958 CC_KPCO 958	959 RP2D_KP 959

-------- YEAR 2011 --------								
OWNERSHIP RATIO	RATIO	0.00	0.00	1.00	0.00	0.00	0.00	0.00
-------- YEAR 2012 --------								
-------- YEAR 2013 --------								
-------- YEAR 2014 --------								
-------- YEAR 2015 --------								
-------- YEAR 2016 --------								
-------- YEAR 2017 --------								
-------- YEAR 2018 --------								
-------- YEAR 2019 --------								
-------- YEAR 2020 --------								
-------- YEAR 2021 --------								
-------- YEAR 2022 --------								
-------- YEAR 2023 --------								
-------- YEAR 2024 --------								
-------- YEAR 2025 --------								
-------- YEAR 2026 --------								
-------- YEAR 2027 --------								
-------- YEAR 2028 --------								
-------- YEAR 2029 --------								
-------- YEAR 2030 --------								
-------- YEAR 2031 --------								
-------- YEAR 2032 --------								
-------- YEAR 2033 --------								
-------- YEAR 2034 --------								
-------- YEAR 2035 --------								
-------- YEAR 2036 --------								
-------- YEAR 2037 --------								
-------- YEAR 2038 --------								
-------- YEAR 2039 --------								
-------- YEAR 2040 --------								

NOTE: DATA DISPLAYED AFTER 2011 ONLY IF
VALUE CHANGED FROM PREVIOUS YEAR.

AEP EAST
GENERATION AND FUEL MODULE
INPUT SUMMARY REPORT

QUALIFIER = GAF.INPUT.THERMAL UNIT.

GENERATING COMPANIES THERMAL UNIT	2 I&M	960 RP2D_IM 960	961 CSV6_SCR 961	962 CSV5_SCR 962	963 DUMMY_OP 963	964 DUMMY_OP 964	965 RP1D_03 965	966 RP1D_KP 966
-------- YEAR 2011 --------								
OWNERSHIP RATIO	RATIO	1.00	0.00	0.00	0.00	0.00	1.00	0.00
-------- YEAR 2012 --------								
-------- YEAR 2013 --------								
-------- YEAR 2014 --------								
-------- YEAR 2015 --------								
-------- YEAR 2016 --------								
-------- YEAR 2017 --------								
-------- YEAR 2018 --------								
-------- YEAR 2019 --------								
-------- YEAR 2020 --------								
-------- YEAR 2021 --------								
-------- YEAR 2022 --------								
-------- YEAR 2023 --------								
-------- YEAR 2024 --------								
-------- YEAR 2025 --------								
-------- YEAR 2026 --------								
-------- YEAR 2027 --------								
-------- YEAR 2028 --------								
-------- YEAR 2029 --------								
-------- YEAR 2030 --------								
-------- YEAR 2031 --------								
-------- YEAR 2032 --------								
-------- YEAR 2033 --------								
-------- YEAR 2034 --------								
-------- YEAR 2035 --------								
-------- YEAR 2036 --------								
-------- YEAR 2037 --------								
-------- YEAR 2038 --------								
-------- YEAR 2039 --------								
-------- YEAR 2040 --------								

GENERATING COMPANIES THERMAL UNIT	2 I&M	967 BS2_FGD 967	968 CR2_NGCC 968	969 CR1_NGCC 969	970 MR5_NGCC 970	971 DUMMY_OP 971	972 DUMMY_OP 972	973 DUMMY_OP 973
-------- YEAR 2011 --------								
OWNERSHIP RATIO	RATIO	0.00	0.00	0.00	0.00	0.00	0.00	0.00
-------- YEAR 2012 --------								
-------- YEAR 2013 --------								
-------- YEAR 2014 --------								
-------- YEAR 2015 --------								
-------- YEAR 2016 --------								
-------- YEAR 2017 --------								
-------- YEAR 2018 --------								
-------- YEAR 2019 --------								
-------- YEAR 2020 --------								
-------- YEAR 2021 --------								
-------- YEAR 2022 --------								
-------- YEAR 2023 --------								
-------- YEAR 2024 --------								

-------- YEAR 2025 --------

-------- YEAR 2026 --------

-------- YEAR 2027 --------

-------- YEAR 2028 --------

-------- YEAR 2029 --------

-------- YEAR 2030 --------

-------- YEAR 2031 --------

-------- YEAR 2032 --------

-------- YEAR 2033 --------

-------- YEAR 2034 --------

-------- YEAR 2035 --------

-------- YEAR 2036 --------

-------- YEAR 2037 --------

-------- YEAR 2038 --------

-------- YEAR 2039 --------

-------- YEAR 2040 --------

GENERATING COMPANIES THERMAL UNIT	2 I&M	974 DUMMY_OP 974	975 DUMMY_OP 975	976 DUMMY_OP 976	977 DUMMY_OP 977	978 DUMMY_OP 978	979 DUMMY_OP 979	980 DUMMY_OP 980
-------- YEAR 2011 --------								
OWNERSHIP RATIO	RATIO	0.00	0.00	0.00	0.00	0.00	0.00	0.00

-------- YEAR 2012 --------

-------- YEAR 2013 --------

-------- YEAR 2014 --------

-------- YEAR 2015 --------

-------- YEAR 2016 --------

-------- YEAR 2017 --------

-------- YEAR 2018 --------

-------- YEAR 2019 --------

-------- YEAR 2020 --------

-------- YEAR 2021 --------

-------- YEAR 2022 --------

NOTE: DATA DISPLAYED AFTER 2011 ONLY IF
VALUE CHANGED FROM PREVIOUS YEAR.

AEP EAST
GENERATION AND FUEL MODULE
INPUT SUMMARY REPORT

QUALIFIER = GAF.INPUT.THERMAL UNIT.

GENERATING COMPANIES THERMAL UNIT	2 I&M	974 DUMMY_OP 974	975 DUMMY_OP 975	976 DUMMY_OP 976	977 DUMMY_OP 977	978 DUMMY_OP 978	979 DUMMY_OP 979	980 DUMMY_OP 980
-------- YEAR 2023 --------								
-------- YEAR 2024 --------								
-------- YEAR 2025 --------								
-------- YEAR 2026 --------								
-------- YEAR 2027 --------								
-------- YEAR 2028 --------								
-------- YEAR 2029 --------								
-------- YEAR 2030 --------								
-------- YEAR 2031 --------								
-------- YEAR 2032 --------								
-------- YEAR 2033 --------								
-------- YEAR 2034 --------								
-------- YEAR 2035 --------								
-------- YEAR 2036 --------								
-------- YEAR 2037 --------								
-------- YEAR 2038 --------								
-------- YEAR 2039 --------								
-------- YEAR 2040 --------								

GENERATING COMPANIES THERMAL UNIT	2 I&M	981 DUMMY_OP 981	982 DUMMY_OP 982	983 DUMMY_OP 983	984 DUMMY_OP 984	985 DUMMY_OP 985	986 DUMMY_OP 986	987 DUMMY_OP 987
-------- YEAR 2011 --------								
OWNERSHIP RATIO	RATIO	0.00	0.00	0.00	0.00	0.00	0.00	0.00
-------- YEAR 2012 --------								
-------- YEAR 2013 --------								
-------- YEAR 2014 --------								
-------- YEAR 2015 --------								
-------- YEAR 2016 --------								
-------- YEAR 2017 --------								
-------- YEAR 2018 --------								
-------- YEAR 2019 --------								
-------- YEAR 2020 --------								
-------- YEAR 2021 --------								
-------- YEAR 2022 --------								
-------- YEAR 2023 --------								
-------- YEAR 2024 --------								
-------- YEAR 2025 --------								
-------- YEAR 2026 --------								
-------- YEAR 2027 --------								
-------- YEAR 2028 --------								
-------- YEAR 2029 --------								
-------- YEAR 2030 --------								
-------- YEAR 2031 --------								
-------- YEAR 2032 --------								
-------- YEAR 2033 --------								
-------- YEAR 2034 --------								
-------- YEAR 2035 --------								
-------- YEAR 2036 --------								

-------- YEAR 2037 --------

-------- YEAR 2038 --------

-------- YEAR 2039 --------

-------- YEAR 2040 --------

GENERATING COMPANIES THERMAL UNIT	2 I&M	988 DUMMY_OP 988	989 DUMMY_OP 989	990 DUMMY_OP 990	991 DUMMY_OP 991	992 DUMMY_OP 992	993 DUMMY_OP 993	994 DUMMY_OP 994
-------- YEAR 2011 --------								
OWNERSHIP RATIO	RATIO	0.00	0.00	0.00	0.00	0.00	0.00	0.00

-------- YEAR 2012 --------

-------- YEAR 2013 --------

-------- YEAR 2014 --------

-------- YEAR 2015 --------

-------- YEAR 2016 --------

-------- YEAR 2017 --------

-------- YEAR 2018 --------

-------- YEAR 2019 --------

-------- YEAR 2020 --------

-------- YEAR 2021 --------

-------- YEAR 2022 --------

-------- YEAR 2023 --------

-------- YEAR 2024 --------

-------- YEAR 2025 --------

-------- YEAR 2026 --------

-------- YEAR 2027 --------

-------- YEAR 2028 --------

-------- YEAR 2029 --------

-------- YEAR 2030 --------

-------- YEAR 2031 --------

-------- YEAR 2032 --------

-------- YEAR 2033 --------

-------- YEAR 2034 --------

NOTE: DATA DISPLAYED AFTER 2011 ONLY IF
VALUE CHANGED FROM PREVIOUS YEAR.

AEP EAST
GENERATION AND FUEL MODULE
INPUT SUMMARY REPORT

QUALIFIER = GAF.INPUT.THERMAL UNIT.

GENERATING COMPANIES THERMAL UNIT	2 I&M	988 DUMMY_OP 988	989 DUMMY_OP 989	990 DUMMY_OP 990	991 DUMMY_OP 991	992 DUMMY_OP 992	993 DUMMY_OP 993	994 DUMMY_OP 994
-------- YEAR 2035 --------								
-------- YEAR 2036 --------								
-------- YEAR 2037 --------								
-------- YEAR 2038 --------								
-------- YEAR 2039 --------								
-------- YEAR 2040 --------								

GENERATING COMPANIES THERMAL UNIT	2 I&M	995 DUMMY_OP 995	996 T4_TRONA 996	997 RP2TR_KP 997	998 RP2TR_IM 998	999 DUMMY_OP 999
-------- YEAR 2011 --------						
OWNERSHIP RATIO	RATIO	0.00	1.00	0.00	1.00	0.00
-------- YEAR 2012 --------						
-------- YEAR 2013 --------						
-------- YEAR 2014 --------						
-------- YEAR 2015 --------						
-------- YEAR 2016 --------						
-------- YEAR 2017 --------						
-------- YEAR 2018 --------						
-------- YEAR 2019 --------						
-------- YEAR 2020 --------						
-------- YEAR 2021 --------						
-------- YEAR 2022 --------						
-------- YEAR 2023 --------						
-------- YEAR 2024 --------						
-------- YEAR 2025 --------						
-------- YEAR 2026 --------						
-------- YEAR 2027 --------						
-------- YEAR 2028 --------						
-------- YEAR 2029 --------						
-------- YEAR 2030 --------						
-------- YEAR 2031 --------						
-------- YEAR 2032 --------						
-------- YEAR 2033 --------						
-------- YEAR 2034 --------						
-------- YEAR 2035 --------						
-------- YEAR 2036 --------						
-------- YEAR 2037 --------						
-------- YEAR 2038 --------						
-------- YEAR 2039 --------						
-------- YEAR 2040 --------						

GENERATING COMPANIES THERMAL UNIT	3 APCO	1 AMOS 1	2 AMOS 2	3 AMOS_OP 3	4 BECKJORD 6	5 BIG SAND 1	6 BIG SAND 2	7 CARD 1+2 1
-------- YEAR 2011 --------								
OWNERSHIP RATIO	RATIO	1.00	1.00	0.00	0.00	0.00	0.00	0.00
-------- YEAR 2012 --------								
-------- YEAR 2013 --------								
-------- YEAR 2014 --------								
-------- YEAR 2015 --------								

-------- YEAR 2016 --------

-------- YEAR 2017 --------

-------- YEAR 2018 --------

-------- YEAR 2019 --------

-------- YEAR 2020 --------

-------- YEAR 2021 --------

-------- YEAR 2022 --------

-------- YEAR 2023 --------

-------- YEAR 2024 --------

-------- YEAR 2025 --------

-------- YEAR 2026 --------

-------- YEAR 2027 --------

-------- YEAR 2028 --------

-------- YEAR 2029 --------

-------- YEAR 2030 --------

-------- YEAR 2031 --------

-------- YEAR 2032 --------

-------- YEAR 2033 --------

-------- YEAR 2034 --------

-------- YEAR 2035 --------

-------- YEAR 2036 --------

-------- YEAR 2037 --------

-------- YEAR 2038 --------

-------- YEAR 2039 --------

-------- YEAR 2040 --------

GENERATING COMPANIES THERMAL UNIT	3 APCO	8 CARD 1+2 2	9 CARD 3 3	10 CLIFTY 1	11 CLIFTY 2	12 CLIFTY 3	13 CLIFTY 4	14 CLIFTY 5
-------- YEAR 2011 --------								
OWNERSHIP RATIO	RATIO	0.00	0.00	0.00	0.00	0.00	0.00	0.00

-------- YEAR 2012 --------

-------- YEAR 2013 --------

NOTE: DATA DISPLAYED AFTER 2011 ONLY IF
VALUE CHANGED FROM PREVIOUS YEAR.

AEP EAST
GENERATION AND FUEL MODULE
INPUT SUMMARY REPORT

QUALIFIER = GAF.INPUT.THERMAL UNIT.

GENERATING COMPANIES THERMAL UNIT	3 APCO	8 CARD 1+2 2	9 CARD 3 3	10 CLIFTY 1	11 CLIFTY 2	12 CLIFTY 3	13 CLIFTY 4	14 CLIFTY 5
-------- YEAR 2014 --------								
-------- YEAR 2015 --------								
-------- YEAR 2016 --------								
-------- YEAR 2017 --------								
-------- YEAR 2018 --------								
-------- YEAR 2019 --------								
-------- YEAR 2020 --------								
-------- YEAR 2021 --------								
-------- YEAR 2022 --------								
-------- YEAR 2023 --------								
-------- YEAR 2024 --------								
-------- YEAR 2025 --------								
-------- YEAR 2026 --------								
-------- YEAR 2027 --------								
-------- YEAR 2028 --------								
-------- YEAR 2029 --------								
-------- YEAR 2030 --------								
-------- YEAR 2031 --------								
-------- YEAR 2032 --------								
-------- YEAR 2033 --------								
-------- YEAR 2034 --------								
-------- YEAR 2035 --------								
-------- YEAR 2036 --------								
-------- YEAR 2037 --------								
-------- YEAR 2038 --------								
-------- YEAR 2039 --------								
-------- YEAR 2040 --------								

GENERATING COMPANIES THERMAL UNIT	3 APCO	15 CLIFTY 6	16 CLINCH R 1	17 CLINCH R 2	18 CLINCH R 3	19 ROCKP_KP 1	20 ROCKP_KP 2	21 CSVL 1-4 3
-------- YEAR 2011 --------								
OWNERSHIP RATIO	RATIO	0.00	1.00	1.00	1.00	0.00	0.00	0.00
-------- YEAR 2012 --------								
-------- YEAR 2013 --------								
-------- YEAR 2014 --------								
-------- YEAR 2015 --------								
-------- YEAR 2016 --------								
-------- YEAR 2017 --------								
-------- YEAR 2018 --------								
-------- YEAR 2019 --------								
-------- YEAR 2020 --------								
-------- YEAR 2021 --------								
-------- YEAR 2022 --------								
-------- YEAR 2023 --------								
-------- YEAR 2024 --------								
-------- YEAR 2025 --------								
-------- YEAR 2026 --------								
-------- YEAR 2027 --------								

-------- YEAR 2028 --------

-------- YEAR 2029 --------

-------- YEAR 2030 --------

-------- YEAR 2031 --------

-------- YEAR 2032 --------

-------- YEAR 2033 --------

-------- YEAR 2034 --------

-------- YEAR 2035 --------

-------- YEAR 2036 --------

-------- YEAR 2037 --------

-------- YEAR 2038 --------

-------- YEAR 2039 --------

-------- YEAR 2040 --------

GENERATING COMPANIES THERMAL UNIT	3 APCO	22 CSVL 1-4 4	23 CSVL 5+6 5	24 CSVL 5+6 6	25 D C COOK 1	26 D C COOK 2	27 GAVIN 1	28 GAVIN 2
-------- YEAR 2011 --------								
OWNERSHIP RATIO	RATIO	0.00	0.00	0.00	0.00	0.00	0.00	0.00

-------- YEAR 2012 --------

-------- YEAR 2013 --------

-------- YEAR 2014 --------

-------- YEAR 2015 --------

-------- YEAR 2016 --------

-------- YEAR 2017 --------

-------- YEAR 2018 --------

-------- YEAR 2019 --------

-------- YEAR 2020 --------

-------- YEAR 2021 --------

-------- YEAR 2022 --------

-------- YEAR 2023 --------

-------- YEAR 2024 --------

-------- YEAR 2025 --------

NOTE: DATA DISPLAYED AFTER 2011 ONLY IF
VALUE CHANGED FROM PREVIOUS YEAR.

AEP EAST
GENERATION AND FUEL MODULE
INPUT SUMMARY REPORT

QUALIFIER = GAF.INPUT.THERMAL UNIT.

GENERATING COMPANIES THERMAL UNIT	3 APCO	22 CSVL 1-4 4	23 CSVL 5+6 5	24 CSVL 5+6 6	25 D C COOK 1	26 D C COOK 2	27 GAVIN 1	28 GAVIN 2
-------- YEAR 2026 --------								
-------- YEAR 2027 --------								
-------- YEAR 2028 --------								
-------- YEAR 2029 --------								
-------- YEAR 2030 --------								
-------- YEAR 2031 --------								
-------- YEAR 2032 --------								
-------- YEAR 2033 --------								
-------- YEAR 2034 --------								
-------- YEAR 2035 --------								
-------- YEAR 2036 --------								
-------- YEAR 2037 --------								
-------- YEAR 2038 --------								
-------- YEAR 2039 --------								
-------- YEAR 2040 --------								

GENERATING COMPANIES THERMAL UNIT	3 APCO	29 GLEN LYN 5	30 GLEN LYN 6	31	32	33 KAMMER 1	34 KAMMER 2	35 KAMMER 3
-------- YEAR 2011 --------								
OWNERSHIP RATIO	RATIO	1.00	1.00	0.00	0.00	0.00	0.00	0.00
-------- YEAR 2012 --------								
-------- YEAR 2013 --------								
-------- YEAR 2014 --------								
-------- YEAR 2015 --------								
-------- YEAR 2016 --------								
-------- YEAR 2017 --------								
-------- YEAR 2018 --------								
-------- YEAR 2019 --------								
-------- YEAR 2020 --------								
-------- YEAR 2021 --------								
-------- YEAR 2022 --------								
-------- YEAR 2023 --------								
-------- YEAR 2024 --------								
-------- YEAR 2025 --------								
-------- YEAR 2026 --------								
-------- YEAR 2027 --------								
-------- YEAR 2028 --------								
-------- YEAR 2029 --------								
-------- YEAR 2030 --------								
-------- YEAR 2031 --------								
-------- YEAR 2032 --------								
-------- YEAR 2033 --------								
-------- YEAR 2034 --------								
-------- YEAR 2035 --------								
-------- YEAR 2036 --------								
-------- YEAR 2037 --------								
-------- YEAR 2038 --------								
-------- YEAR 2039 --------								

-------- YEAR 2040 --------

GENERATING COMPANIES THERMAL UNIT	3 APCO	36 KANAWHA 1	37 KANAWHA 2	38 KYGER 1	39 KYGER 2	40 KYGER 3	41 KYGER 4	42 KYGER 5
-------- YEAR 2011 --------								
OWNERSHIP RATIO	RATIO	1.00	1.00	0.00	0.00	0.00	0.00	0.00

-------- YEAR 2012 --------

-------- YEAR 2013 --------

-------- YEAR 2014 --------

-------- YEAR 2015 --------

-------- YEAR 2016 --------

-------- YEAR 2017 --------

-------- YEAR 2018 --------

-------- YEAR 2019 --------

-------- YEAR 2020 --------

-------- YEAR 2021 --------

-------- YEAR 2022 --------

-------- YEAR 2023 --------

-------- YEAR 2024 --------

-------- YEAR 2025 --------

-------- YEAR 2026 --------

-------- YEAR 2027 --------

-------- YEAR 2028 --------

-------- YEAR 2029 --------

-------- YEAR 2030 --------

-------- YEAR 2031 --------

-------- YEAR 2032 --------

-------- YEAR 2033 --------

-------- YEAR 2034 --------

-------- YEAR 2035 --------

-------- YEAR 2036 --------

-------- YEAR 2037 --------

NOTE: DATA DISPLAYED AFTER 2011 ONLY IF
VALUE CHANGED FROM PREVIOUS YEAR.

AEP EAST
GENERATION AND FUEL MODULE
INPUT SUMMARY REPORT

QUALIFIER = GAF.INPUT.THERMAL UNIT.

GENERATING COMPANIES	3 APCO							
THERMAL UNIT		36	37	38	39	40	41	42
		KANAWHA 1	KANAWHA 2	KYGER 1	KYGER 2	KYGER 3	KYGER 4	KYGER 5
-------- YEAR 2038 --------								
-------- YEAR 2039 --------								
-------- YEAR 2040 --------								

GENERATING COMPANIES	3 APCO							
THERMAL UNIT		43	44	45	46	47	48	49
		MITCHELL 1	MITCHELL 2	MOUNT_ER 1	MUSK RVR 1	MUSK RVR 2	MUSK RVR 3	MUSK RVR 4
-------- YEAR 2011 --------								
OWNERSHIP RATIO	RATIO	0.00	0.00	1.00	0.00	0.00	0.00	0.00
-------- YEAR 2012 --------								
-------- YEAR 2013 --------								
-------- YEAR 2014 --------								
-------- YEAR 2015 --------								
-------- YEAR 2016 --------								
-------- YEAR 2017 --------								
-------- YEAR 2018 --------								
-------- YEAR 2019 --------								
-------- YEAR 2020 --------								
-------- YEAR 2021 --------								
-------- YEAR 2022 --------								
-------- YEAR 2023 --------								
-------- YEAR 2024 --------								
-------- YEAR 2025 --------								
-------- YEAR 2026 --------								
-------- YEAR 2027 --------								
-------- YEAR 2028 --------								
-------- YEAR 2029 --------								
-------- YEAR 2030 --------								
-------- YEAR 2031 --------								
-------- YEAR 2032 --------								
-------- YEAR 2033 --------								
-------- YEAR 2034 --------								
-------- YEAR 2035 --------								
-------- YEAR 2036 --------								
-------- YEAR 2037 --------								
-------- YEAR 2038 --------								
-------- YEAR 2039 --------								
-------- YEAR 2040 --------								

GENERATING COMPANIES	3 APCO							
THERMAL UNIT		50	51	52	53	54	55	56
		MUSK RVR 5	P SPORN 1	P SPORN 2	P SPORN 3	P SPORN 4	P SPORN 5	PICWAY 5
-------- YEAR 2011 --------								
OWNERSHIP RATIO	RATIO	0.00	1.00	0.00	1.00	0.00	0.00	0.00
-------- YEAR 2012 --------								
-------- YEAR 2013 --------								
-------- YEAR 2014 --------								
-------- YEAR 2015 --------								
-------- YEAR 2016 --------								
-------- YEAR 2017 --------								
-------- YEAR 2018 --------								

-------- YEAR 2019 --------

-------- YEAR 2020 --------

-------- YEAR 2021 --------

-------- YEAR 2022 --------

-------- YEAR 2023 --------

-------- YEAR 2024 --------

-------- YEAR 2025 --------

-------- YEAR 2026 --------

-------- YEAR 2027 --------

-------- YEAR 2028 --------

-------- YEAR 2029 --------

-------- YEAR 2030 --------

-------- YEAR 2031 --------

-------- YEAR 2032 --------

-------- YEAR 2033 --------

-------- YEAR 2034 --------

-------- YEAR 2035 --------

-------- YEAR 2036 --------

-------- YEAR 2037 --------

-------- YEAR 2038 --------

-------- YEAR 2039 --------

-------- YEAR 2040 --------

GENERATING COMPANIES	3 APCO							
THERMAL UNIT		57	58	59	60	61	62	63
		RPRET_IM	RPRUN_IM	ROCKP_IM		STUART	STUART	STUART
		1	1	2	0	1	2	3
-------- YEAR 2011 --------								
OWNERSHIP RATIO	RATIO	0.00	0.00	0.00	0.00	0.00	0.00	0.00

-------- YEAR 2012 --------

-------- YEAR 2013 --------

-------- YEAR 2014 --------

-------- YEAR 2015 --------

-------- YEAR 2016 --------

NOTE: DATA DISPLAYED AFTER 2011 ONLY IF
VALUE CHANGED FROM PREVIOUS YEAR.

AEP EAST
GENERATION AND FUEL MODULE
INPUT SUMMARY REPORT

QUALIFIER = GAF.INPUT.THERMAL UNIT.

GENERATING COMPANIES	3 APCO						
THERMAL UNIT	57	58	59	60	61	62	63
	RPRET_IM	RPRUN_IM	ROCKP_IM	.	STUART	STUART	STUART
	1	1	2	0	1	2	3
-------- YEAR 2017 --------							
-------- YEAR 2018 --------							
-------- YEAR 2019 --------							
-------- YEAR 2020 --------							
-------- YEAR 2021 --------							
-------- YEAR 2022 --------							
-------- YEAR 2023 --------							
-------- YEAR 2024 --------							
-------- YEAR 2025 --------							
-------- YEAR 2026 --------							
-------- YEAR 2027 --------							
-------- YEAR 2028 --------							
-------- YEAR 2029 --------							
-------- YEAR 2030 --------							
-------- YEAR 2031 --------							
-------- YEAR 2032 --------							
-------- YEAR 2033 --------							
-------- YEAR 2034 --------							
-------- YEAR 2035 --------							
-------- YEAR 2036 --------							
-------- YEAR 2037 --------							
-------- YEAR 2038 --------							
-------- YEAR 2039 --------							
-------- YEAR 2040 --------							

GENERATING COMPANIES	3 APCO						
THERMAL UNIT	64	65	66	67	68	69	70
	STUART	AMOS_AP	TANN 1-3	TANN 1-3	TANN 1-3	TANN 4	ZIMMER
	4	3	1	2	3	4	1
-------- YEAR 2011 --------							
OWNERSHIP RATIO RATIO	0.00	1.00	0.00	0.00	0.00	0.00	0.00
-------- YEAR 2012 --------							
-------- YEAR 2013 --------							
-------- YEAR 2014 --------							
-------- YEAR 2015 --------							
-------- YEAR 2016 --------							
-------- YEAR 2017 --------							
-------- YEAR 2018 --------							
-------- YEAR 2019 --------							
-------- YEAR 2020 --------							
-------- YEAR 2021 --------							
-------- YEAR 2022 --------							
-------- YEAR 2023 --------							
-------- YEAR 2024 --------							
-------- YEAR 2025 --------							
-------- YEAR 2026 --------							
-------- YEAR 2027 --------							
-------- YEAR 2028 --------							
-------- YEAR 2029 --------							
-------- YEAR 2030 --------							

-------- YEAR 2031 --------

-------- YEAR 2032 --------

-------- YEAR 2033 --------

-------- YEAR 2034 --------

-------- YEAR 2035 --------

-------- YEAR 2036 --------

-------- YEAR 2037 --------

-------- YEAR 2038 --------

-------- YEAR 2039 --------

-------- YEAR 2040 --------

GENERATING COMPANIES THERMAL UNIT	3 APCO	71 ROBTMONE 1	72 ROBTMONE 2	73 ROBTMONE 3	75 CEREDO 1	76 CEREDO 2	77 CEREDO 3	78 CEREDO 4
-------- YEAR 2011 --------								
OWNERSHIP RATIO	RATIO	0.00	0.00	0.00	1.00	1.00	1.00	1.00

-------- YEAR 2012 --------

-------- YEAR 2013 --------

-------- YEAR 2014 --------

-------- YEAR 2015 --------

-------- YEAR 2016 --------

-------- YEAR 2017 --------

-------- YEAR 2018 --------

-------- YEAR 2019 --------

-------- YEAR 2020 --------

-------- YEAR 2021 --------

-------- YEAR 2022 --------

-------- YEAR 2023 --------

-------- YEAR 2024 --------

-------- YEAR 2025 --------

-------- YEAR 2026 --------

-------- YEAR 2027 --------

-------- YEAR 2028 --------

NOTE: DATA DISPLAYED AFTER 2011 ONLY IF
VALUE CHANGED FROM PREVIOUS YEAR.

AEP EAST
GENERATION AND FUEL MODULE
INPUT SUMMARY REPORT

QUALIFIER = GAF.INPUT.THERMAL UNIT.

GENERATING COMPANIES	3 APCO							
THERMAL UNIT		71	72	73	75	76	77	78
		ROBTMONE	ROBTMONE	ROBTMONE	CEREDO	CEREDO	CEREDO	CEREDO
		1	2	3	1	2	3	4
-------- YEAR 2029 --------								
-------- YEAR 2030 --------								
-------- YEAR 2031 --------								
-------- YEAR 2032 --------								
-------- YEAR 2033 --------								
-------- YEAR 2034 --------								
-------- YEAR 2035 --------								
-------- YEAR 2036 --------								
-------- YEAR 2037 --------								
-------- YEAR 2038 --------								
-------- YEAR 2039 --------								
-------- YEAR 2040 --------								

GENERATING COMPANIES	3 APCO							
THERMAL UNIT		79	80	81	82	83	84	85
		CEREDO	CEREDO	DARBY	DARBY	DARBY	DARBY	DARBY
		5	6	1	2	3	4	5
-------- YEAR 2011 --------								
OWNERSHIP RATIO	RATIO	1.00	1.00	0.00	0.00	0.00	0.00	0.00
-------- YEAR 2012 --------								
-------- YEAR 2013 --------								
-------- YEAR 2014 --------								
-------- YEAR 2015 --------								
-------- YEAR 2016 --------								
-------- YEAR 2017 --------								
-------- YEAR 2018 --------								
-------- YEAR 2019 --------								
-------- YEAR 2020 --------								
-------- YEAR 2021 --------								
-------- YEAR 2022 --------								
-------- YEAR 2023 --------								
-------- YEAR 2024 --------								
-------- YEAR 2025 --------								
-------- YEAR 2026 --------								
-------- YEAR 2027 --------								
-------- YEAR 2028 --------								
-------- YEAR 2029 --------								
-------- YEAR 2030 --------								
-------- YEAR 2031 --------								
-------- YEAR 2032 --------								
-------- YEAR 2033 --------								
-------- YEAR 2034 --------								
-------- YEAR 2035 --------								
-------- YEAR 2036 --------								
-------- YEAR 2037 --------								
-------- YEAR 2038 --------								
-------- YEAR 2039 --------								
-------- YEAR 2040 --------								

GENERATING COMPANIES	3 APCO							
THERMAL UNIT		86	87	88	89	90	91	92
		DARBY	LWBG WIN	LWBG WIN	LWBG SMR	LWBG SMR	WATR CC	WATR2
		6	1	2	1	2	1	1

-------- YEAR 2011 --------								
OWNERSHIP RATIO	RATIO	0.00	0.00	0.00	0.00	0.00	0.00	0.00
-------- YEAR 2012 --------								
-------- YEAR 2013 --------								
-------- YEAR 2014 --------								
-------- YEAR 2015 --------								
-------- YEAR 2016 --------								
-------- YEAR 2017 --------								
-------- YEAR 2018 --------								
-------- YEAR 2019 --------								
-------- YEAR 2020 --------								
-------- YEAR 2021 --------								
-------- YEAR 2022 --------								
-------- YEAR 2023 --------								
-------- YEAR 2024 --------								
-------- YEAR 2025 --------								
-------- YEAR 2026 --------								
-------- YEAR 2027 --------								
-------- YEAR 2028 --------								
-------- YEAR 2029 --------								
-------- YEAR 2030 --------								
-------- YEAR 2031 --------								
-------- YEAR 2032 --------								
-------- YEAR 2033 --------								
-------- YEAR 2034 --------								
-------- YEAR 2035 --------								
-------- YEAR 2036 --------								
-------- YEAR 2037 --------								
-------- YEAR 2038 --------								
-------- YEAR 2039 --------								
-------- YEAR 2040 --------								

NOTE: DATA DISPLAYED AFTER 2011 ONLY IF
VALUE CHANGED FROM PREVIOUS YEAR.

AEP EAST
GENERATION AND FUEL MODULE
INPUT SUMMARY REPORT

QUALIFIER = GAF.INPUT.THERMAL UNIT.

GENERATING COMPANIES	3 APCO							
THERMAL UNIT		93	94	95	96	97	101	102
		DRESDEN	DRESD2				NUCLEAR	UPC_NCCS
		1	1	0	0	0	1	1
-------- YEAR 2011 --------								
OWNERSHIP RATIO	RATIO	1.00	1.00	0.00	0.00	0.00	0.00	0.00
-------- YEAR 2012 --------								
-------- YEAR 2013 --------								
-------- YEAR 2014 --------								
-------- YEAR 2015 --------								
-------- YEAR 2016 --------								
-------- YEAR 2017 --------								
-------- YEAR 2018 --------								
-------- YEAR 2019 --------								
-------- YEAR 2020 --------								
-------- YEAR 2021 --------								
-------- YEAR 2022 --------								
-------- YEAR 2023 --------								
-------- YEAR 2024 --------								
-------- YEAR 2025 --------								
-------- YEAR 2026 --------								
-------- YEAR 2027 --------								
-------- YEAR 2028 --------								
-------- YEAR 2029 --------								
-------- YEAR 2030 --------								
-------- YEAR 2031 --------								
-------- YEAR 2032 --------								
-------- YEAR 2033 --------								
-------- YEAR 2034 --------								
-------- YEAR 2035 --------								
-------- YEAR 2036 --------								
-------- YEAR 2037 --------								
-------- YEAR 2038 --------								
-------- YEAR 2039 --------								
-------- YEAR 2040 --------								

GENERATING COMPANIES	3 APCO							
THERMAL UNIT		103	104	105	106	107	108	109
		PC_UL_SU	UPC_RCCS	IGC_NCCS	IGCC GE	IGC_RCCS	CC 2X1FB	CC 2x1FA
		1	1	1	1	1	1	1
-------- YEAR 2011 --------								
OWNERSHIP RATIO	RATIO	0.00	0.00	0.00	0.00	0.00	0.00	0.00
-------- YEAR 2012 --------								
-------- YEAR 2013 --------								
-------- YEAR 2014 --------								
-------- YEAR 2015 --------								
-------- YEAR 2016 --------								
-------- YEAR 2017 --------								
-------- YEAR 2018 --------								
-------- YEAR 2019 --------								
-------- YEAR 2020 --------								
-------- YEAR 2021 --------								
-------- YEAR 2022 --------								
-------- YEAR 2023 --------								
-------- YEAR 2024 --------								

-------- YEAR 2025 --------

-------- YEAR 2026 --------

-------- YEAR 2027 --------

-------- YEAR 2028 --------

-------- YEAR 2029 --------

-------- YEAR 2030 --------

-------- YEAR 2031 --------

-------- YEAR 2032 --------

-------- YEAR 2033 --------

-------- YEAR 2034 --------

-------- YEAR 2035 --------

-------- YEAR 2036 --------

-------- YEAR 2037 --------

-------- YEAR 2038 --------

-------- YEAR 2039 --------

-------- YEAR 2040 --------

GENERATING COMPANIES	3 APCO							
THERMAL UNIT		110	111	114	115	119	120	124
		CC 1x17H	BS2_CC	CT GE7FA	CT_GE7EA			BS2_FGD
		1	1	1	1	0	0	2
-------- YEAR 2011 --------								
OWNERSHIP RATIO	RATIO	0.00	0.00	0.00	0.00	0.00	0.00	0.00

-------- YEAR 2012 --------

-------- YEAR 2013 --------

-------- YEAR 2014 --------

-------- YEAR 2015 --------

-------- YEAR 2016 --------

-------- YEAR 2017 --------

-------- YEAR 2018 --------

-------- YEAR 2019 --------

-------- YEAR 2020 --------

-------- YEAR 2021 --------

-------- YEAR 2022 --------

NOTE: DATA DISPLAYED AFTER 2011 ONLY IF
VALUE CHANGED FROM PREVIOUS YEAR.

AEP EAST
GENERATION AND FUEL MODULE
INPUT SUMMARY REPORT

QUALIFIER = GAF.INPUT.THERMAL UNIT.

GENERATING COMPANIES THERMAL UNIT	3 APCO	110 CC 1x17H 1	111 BS2_CC 1	114 CT GE7FA 1	115 CT_GE7EA 1	119 0	120 0	124 BS2_FGD 2
-------- YEAR 2023 --------								
-------- YEAR 2024 --------								
-------- YEAR 2025 --------								
-------- YEAR 2026 --------								
-------- YEAR 2027 --------								
-------- YEAR 2028 --------								
-------- YEAR 2029 --------								
-------- YEAR 2030 --------								
-------- YEAR 2031 --------								
-------- YEAR 2032 --------								
-------- YEAR 2033 --------								
-------- YEAR 2034 --------								
-------- YEAR 2035 --------								
-------- YEAR 2036 --------								
-------- YEAR 2037 --------								
-------- YEAR 2038 --------								
-------- YEAR 2039 --------								
-------- YEAR 2040 --------								

GENERATING COMPANIES THERMAL UNIT	3 APCO	125 BS1_FGD 1	126 CSV5_SCR 5	127 CSV6_SCR 6	129 CR1_NGCC 1	130 CR2_NGCC 2	131 MR5_NGCC 5	132 MR5_FGD 5
-------- YEAR 2011 --------								
OWNERSHIP RATIO	RATIO	0.00	0.00	0.00	1.00	1.00	0.00	0.00
-------- YEAR 2012 --------								
-------- YEAR 2013 --------								
-------- YEAR 2014 --------								
-------- YEAR 2015 --------								
-------- YEAR 2016 --------								
-------- YEAR 2017 --------								
-------- YEAR 2018 --------								
-------- YEAR 2019 --------								
-------- YEAR 2020 --------								
-------- YEAR 2021 --------								
-------- YEAR 2022 --------								
-------- YEAR 2023 --------								
-------- YEAR 2024 --------								
-------- YEAR 2025 --------								
-------- YEAR 2026 --------								
-------- YEAR 2027 --------								
-------- YEAR 2028 --------								
-------- YEAR 2029 --------								
-------- YEAR 2030 --------								
-------- YEAR 2031 --------								
-------- YEAR 2032 --------								
-------- YEAR 2033 --------								
-------- YEAR 2034 --------								
-------- YEAR 2035 --------								
-------- YEAR 2036 --------								

-------- YEAR 2037 --------

-------- YEAR 2038 --------

-------- YEAR 2039 --------

-------- YEAR 2040 --------

GENERATING COMPANIES THERMAL UNIT	3 APCO	133 RP1D_IM 1	134 RP2D_IM 2	135 TAN4_FGD 4	136 RP1D_KP 1	137 RP2D_KP 2	144 TC4_ESP 4	145 A390% AP 3
-------- YEAR 2011 --------								
OWNERSHIP RATIO	RATIO	0.00	0.00	0.00	0.00	0.00	0.00	1.00

-------- YEAR 2012 --------

-------- YEAR 2013 --------

-------- YEAR 2014 --------

-------- YEAR 2015 --------

-------- YEAR 2016 --------

-------- YEAR 2017 --------

-------- YEAR 2018 --------

-------- YEAR 2019 --------

-------- YEAR 2020 --------

-------- YEAR 2021 --------

-------- YEAR 2022 --------

-------- YEAR 2023 --------

-------- YEAR 2024 --------

-------- YEAR 2025 --------

-------- YEAR 2026 --------

-------- YEAR 2027 --------

-------- YEAR 2028 --------

-------- YEAR 2029 --------

-------- YEAR 2030 --------

-------- YEAR 2031 --------

-------- YEAR 2032 --------

-------- YEAR 2033 --------

-------- YEAR 2034 --------

NOTE: DATA DISPLAYED AFTER 2011 ONLY IF
VALUE CHANGED FROM PREVIOUS YEAR.

AEP EAST
GENERATION AND FUEL MODULE
INPUT SUMMARY REPORT

QUALIFIER = GAF.INPUT.THERMAL UNIT.

GENERATING COMPANIES THERMAL UNIT	3 APCO	133 RP1D_IM 1	134 RP2D_IM 2	135 TAN4_FGD 4	136 RP1D_KP 1	137 RP2D_KP 2	144 TC4_ESP 4	145 A390% AP 3
-------- YEAR 2035 --------								
-------- YEAR 2036 --------								
-------- YEAR 2037 --------								
-------- YEAR 2038 --------								
-------- YEAR 2039 --------								
-------- YEAR 2040 --------								

GENERATING COMPANIES THERMAL UNIT	3 APCO	146 A390%OP 3	147 MTN_90% 1	148 RPT1_90% 1	149 RPT2_90% 2	150 GV1_90% 1	151 GV2_90% 2	153 MTN_18% 1
-------- YEAR 2011 --------								
OWNERSHIP RATIO	RATIO	0.00	1.00	0.00	0.00	0.00	0.00	1.00
-------- YEAR 2012 --------								
-------- YEAR 2013 --------								
-------- YEAR 2014 --------								
-------- YEAR 2015 --------								
-------- YEAR 2016 --------								
-------- YEAR 2017 --------								
-------- YEAR 2018 --------								
-------- YEAR 2019 --------								
-------- YEAR 2020 --------								
-------- YEAR 2021 --------								
-------- YEAR 2022 --------								
-------- YEAR 2023 --------								
-------- YEAR 2024 --------								
-------- YEAR 2025 --------								
-------- YEAR 2026 --------								
-------- YEAR 2027 --------								
-------- YEAR 2028 --------								
-------- YEAR 2029 --------								
-------- YEAR 2030 --------								
-------- YEAR 2031 --------								
-------- YEAR 2032 --------								
-------- YEAR 2033 --------								
-------- YEAR 2034 --------								
-------- YEAR 2035 --------								
-------- YEAR 2036 --------								
-------- YEAR 2037 --------								
-------- YEAR 2038 --------								
-------- YEAR 2039 --------								
-------- YEAR 2040 --------								

GENERATING COMPANIES THERMAL UNIT	3 APCO	154 CC_FA_KP 1	155 CT_OHIO 1	156 CC_OH 1	157 CT_I&M 1	158 CC_I&M 1	159 CT_APCO 1	160 CC_APCO 1
-------- YEAR 2011 --------								
OWNERSHIP RATIO	RATIO	0.00	0.00	0.00	0.00	0.00	1.00	1.00
-------- YEAR 2012 --------								
-------- YEAR 2013 --------								
-------- YEAR 2014 --------								
-------- YEAR 2015 --------								

-------- YEAR 2016 --------

-------- YEAR 2017 --------

-------- YEAR 2018 --------

-------- YEAR 2019 --------

-------- YEAR 2020 --------

-------- YEAR 2021 --------

-------- YEAR 2022 --------

-------- YEAR 2023 --------

-------- YEAR 2024 --------

-------- YEAR 2025 --------

-------- YEAR 2026 --------

-------- YEAR 2027 --------

-------- YEAR 2028 --------

-------- YEAR 2029 --------

-------- YEAR 2030 --------

-------- YEAR 2031 --------

-------- YEAR 2032 --------

-------- YEAR 2033 --------

-------- YEAR 2034 --------

-------- YEAR 2035 --------

-------- YEAR 2036 --------

-------- YEAR 2037 --------

-------- YEAR 2038 --------

-------- YEAR 2039 --------

-------- YEAR 2040 --------

GENERATING COMPANIES	3 APCO							
THERMAL UNIT		161	162	163	164	165	166	168
		CT_KPCO	CC_KPCO	BS2 FGD	BS2 FGD	BS2 FGD	BS2 FGD	IGCC AP
		1	1	1	5	22	23	1
-------- YEAR 2011 --------								
OWNERSHIP RATIO	RATIO	0.00	0.00	0.00	0.00	0.00	0.00	1.00

-------- YEAR 2012 --------

-------- YEAR 2013 --------

NOTE: DATA DISPLAYED AFTER 2011 ONLY IF
VALUE CHANGED FROM PREVIOUS YEAR.

AEP EAST
GENERATION AND FUEL MODULE
INPUT SUMMARY REPORT

QUALIFIER = GAF.INPUT.THERMAL UNIT.

GENERATING COMPANIES THERMAL UNIT	3 APCO	161 CT_KPCO 1	162 CC_KPCO 1	163 BS2 FGD 1	164 BS2 FGD 5	165 BS2 FGD 22	166 BS2 FGD 23	168 IGCC AP 1
-------- YEAR 2014 --------								
-------- YEAR 2015 --------								
-------- YEAR 2016 --------								
-------- YEAR 2017 --------								
-------- YEAR 2018 --------								
-------- YEAR 2019 --------								
-------- YEAR 2020 --------								
-------- YEAR 2021 --------								
-------- YEAR 2022 --------								
-------- YEAR 2023 --------								
-------- YEAR 2024 --------								
-------- YEAR 2025 --------								
-------- YEAR 2026 --------								
-------- YEAR 2027 --------								
-------- YEAR 2028 --------								
-------- YEAR 2029 --------								
-------- YEAR 2030 --------								
-------- YEAR 2031 --------								
-------- YEAR 2032 --------								
-------- YEAR 2033 --------								
-------- YEAR 2034 --------								
-------- YEAR 2035 --------								
-------- YEAR 2036 --------								
-------- YEAR 2037 --------								
-------- YEAR 2038 --------								
-------- YEAR 2039 --------								
-------- YEAR 2040 --------								

GENERATING COMPANIES THERMAL UNIT	3 APCO	169 PC_UL_AP 1	170 Nuke_AP 1	171 IGCC IM 1	172 PC_UL_IM 1	173 NUKE_IM 1	174 IGCC KP 1	175 PC_UL_KP 1
-------- YEAR 2011 --------								
OWNERSHIP RATIO	RATIO	1.00	1.00	0.00	0.00	0.00	0.00	0.00
-------- YEAR 2012 --------								
-------- YEAR 2013 --------								
-------- YEAR 2014 --------								
-------- YEAR 2015 --------								
-------- YEAR 2016 --------								
-------- YEAR 2017 --------								
-------- YEAR 2018 --------								
-------- YEAR 2019 --------								
-------- YEAR 2020 --------								
-------- YEAR 2021 --------								
-------- YEAR 2022 --------								
-------- YEAR 2023 --------								
-------- YEAR 2024 --------								
-------- YEAR 2025 --------								
-------- YEAR 2026 --------								
-------- YEAR 2027 --------								

-------- YEAR 2028 --------

-------- YEAR 2029 --------

-------- YEAR 2030 --------

-------- YEAR 2031 --------

-------- YEAR 2032 --------

-------- YEAR 2033 --------

-------- YEAR 2034 --------

-------- YEAR 2035 --------

-------- YEAR 2036 --------

-------- YEAR 2037 --------

-------- YEAR 2038 --------

-------- YEAR 2039 --------

-------- YEAR 2040 --------

GENERATING COMPANIES	3 APCO							
THERMAL UNIT		176	177	178	179	181	182	183
		NUKE_KP	IGCC OH	PC_UL_OH	NUKE OH	RP1D_03	RP1D_04	RP1D_08
		1	1	1	1	1	1	1
-------- YEAR 2011 --------								
OWNERSHIP RATIO	RATIO	0.00	0.00	0.00	0.00	0.00	0.00	0.00

-------- YEAR 2012 --------

-------- YEAR 2013 --------

-------- YEAR 2014 --------

-------- YEAR 2015 --------

-------- YEAR 2016 --------

-------- YEAR 2017 --------

-------- YEAR 2018 --------

-------- YEAR 2019 --------

-------- YEAR 2020 --------

-------- YEAR 2021 --------

-------- YEAR 2022 --------

-------- YEAR 2023 --------

-------- YEAR 2024 --------

-------- YEAR 2025 --------

NOTE: DATA DISPLAYED AFTER 2011 ONLY IF
VALUE CHANGED FROM PREVIOUS YEAR.

AEP EAST
GENERATION AND FUEL MODULE
INPUT SUMMARY REPORT

QUALIFIER = GAF.INPUT.THERMAL UNIT.

GENERATING COMPANIES THERMAL UNIT	3 APCO	176 NUKE_KP 1	177 IGCC OH 1	178 PC_UL_OH 1	179 NUKE OH 1	181 RP1D_03 1	182 RP1D_04 1	183 RP1D_08 1
-------- YEAR 2026 --------								
-------- YEAR 2027 --------								
-------- YEAR 2028 --------								
-------- YEAR 2029 --------								
-------- YEAR 2030 --------								
-------- YEAR 2031 --------								
-------- YEAR 2032 --------								
-------- YEAR 2033 --------								
-------- YEAR 2034 --------								
-------- YEAR 2035 --------								
-------- YEAR 2036 --------								
-------- YEAR 2037 --------								
-------- YEAR 2038 --------								
-------- YEAR 2039 --------								
-------- YEAR 2040 --------								

GENERATING COMPANIES THERMAL UNIT	3 APCO	184 RP1D_20 1	186 RP1TR_IM 1	187 RP2TR_IM 2	188 RP1TR_KP 1	189 RP2TR_KP 2	190 T4_TRONA 4	191 T4_TRCCR 4
-------- YEAR 2011 --------								
OWNERSHIP RATIO	RATIO	0.00	0.00	0.00	0.00	0.00	0.00	0.00
-------- YEAR 2012 --------								
-------- YEAR 2013 --------								
-------- YEAR 2014 --------								
-------- YEAR 2015 --------								
-------- YEAR 2016 --------								
-------- YEAR 2017 --------								
-------- YEAR 2018 --------								
-------- YEAR 2019 --------								
-------- YEAR 2020 --------								
-------- YEAR 2021 --------								
-------- YEAR 2022 --------								
-------- YEAR 2023 --------								
-------- YEAR 2024 --------								
-------- YEAR 2025 --------								
-------- YEAR 2026 --------								
-------- YEAR 2027 --------								
-------- YEAR 2028 --------								
-------- YEAR 2029 --------								
-------- YEAR 2030 --------								
-------- YEAR 2031 --------								
-------- YEAR 2032 --------								
-------- YEAR 2033 --------								
-------- YEAR 2034 --------								
-------- YEAR 2035 --------								
-------- YEAR 2036 --------								
-------- YEAR 2037 --------								
-------- YEAR 2038 --------								
-------- YEAR 2039 --------								

-------- YEAR 2040 --------

GENERATING COMPANIES THERMAL UNIT	3 APCO	223 MR_STKR1 1	224 MR_STKR2 1	228 AMS3_SI 3	229 BS2_SI 2	230 MR5_CF 5	231 MR5_SI 5	232 RPT1_CF 1
-------- YEAR 2011 --------								
OWNERSHIP RATIO	RATIO	0.00	0.00	1.00	0.00	0.00	0.00	0.00
-------- YEAR 2012 --------								
-------- YEAR 2013 --------								
-------- YEAR 2014 --------								
-------- YEAR 2015 --------								
-------- YEAR 2016 --------								
-------- YEAR 2017 --------								
-------- YEAR 2018 --------								
-------- YEAR 2019 --------								
-------- YEAR 2020 --------								
-------- YEAR 2021 --------								
-------- YEAR 2022 --------								
-------- YEAR 2023 --------								
-------- YEAR 2024 --------								
-------- YEAR 2025 --------								
-------- YEAR 2026 --------								
-------- YEAR 2027 --------								
-------- YEAR 2028 --------								
-------- YEAR 2029 --------								
-------- YEAR 2030 --------								
-------- YEAR 2031 --------								
-------- YEAR 2032 --------								
-------- YEAR 2033 --------								
-------- YEAR 2034 --------								
-------- YEAR 2035 --------								
-------- YEAR 2036 --------								
-------- YEAR 2037 --------								

NOTE: DATA DISPLAYED AFTER 2011 ONLY IF
VALUE CHANGED FROM PREVIOUS YEAR.

AEP EAST
GENERATION AND FUEL MODULE
INPUT SUMMARY REPORT

QUALIFIER = GAF.INPUT.THERMAL UNIT.

GENERATING COMPANIES	3 APCO							
THERMAL UNIT		223	224	228	229	230	231	232
		MR_STKR1	MR_STKR2	AMS3_SI	BS2_SI	MR5_CF	MR5_SI	RPT1_CF
		1	1	3	2	5	5	1
-------- YEAR 2038 --------								
-------- YEAR 2039 --------								
-------- YEAR 2040 --------								

GENERATING COMPANIES	3 APCO							
THERMAL UNIT		233	234	235	251	252	253	254
		RPT2_CF	RPT1_SI	RPT2_SI	DC1_HPT	DC1_IS	DC1_EFF	DC1_17
		2	1	2	1	1	1	1
-------- YEAR 2011 --------								
OWNERSHIP RATIO	RATIO	0.00	0.00	0.00	0.00	0.00	0.00	0.00
-------- YEAR 2012 --------								
-------- YEAR 2013 --------								
-------- YEAR 2014 --------								
-------- YEAR 2015 --------								
-------- YEAR 2016 --------								
-------- YEAR 2017 --------								
-------- YEAR 2018 --------								
-------- YEAR 2019 --------								
-------- YEAR 2020 --------								
-------- YEAR 2021 --------								
-------- YEAR 2022 --------								
-------- YEAR 2023 --------								
-------- YEAR 2024 --------								
-------- YEAR 2025 --------								
-------- YEAR 2026 --------								
-------- YEAR 2027 --------								
-------- YEAR 2028 --------								
-------- YEAR 2029 --------								
-------- YEAR 2030 --------								
-------- YEAR 2031 --------								
-------- YEAR 2032 --------								
-------- YEAR 2033 --------								
-------- YEAR 2034 --------								
-------- YEAR 2035 --------								
-------- YEAR 2036 --------								
-------- YEAR 2037 --------								
-------- YEAR 2038 --------								
-------- YEAR 2039 --------								
-------- YEAR 2040 --------								

GENERATING COMPANIES	3 APCO							
THERMAL UNIT		255	257	258	259	260	269	270
		DC1_3800	DC2_HPT	DC2_EFF	DC2_SPU	DC2_3800	BIGSD_15	BIGSD_GP
		1	2	2	2	2	1	1
-------- YEAR 2011 --------								
OWNERSHIP RATIO	RATIO	0.00	0.00	0.00	0.00	0.00	0.00	0.00
-------- YEAR 2012 --------								
-------- YEAR 2013 --------								
-------- YEAR 2014 --------								
-------- YEAR 2015 --------								
-------- YEAR 2016 --------								
-------- YEAR 2017 --------								
-------- YEAR 2018 --------								

-------- YEAR 2019 --------

-------- YEAR 2020 --------

-------- YEAR 2021 --------

-------- YEAR 2022 --------

-------- YEAR 2023 --------

-------- YEAR 2024 --------

-------- YEAR 2025 --------

-------- YEAR 2026 --------

-------- YEAR 2027 --------

-------- YEAR 2028 --------

-------- YEAR 2029 --------

-------- YEAR 2030 --------

-------- YEAR 2031 --------

-------- YEAR 2032 --------

-------- YEAR 2033 --------

-------- YEAR 2034 --------

-------- YEAR 2035 --------

-------- YEAR 2036 --------

-------- YEAR 2037 --------

-------- YEAR 2038 --------

-------- YEAR 2039 --------

-------- YEAR 2040 --------

GENERATING COMPANIES	3 APCO							
THERMAL UNIT		271	272	273	274	275	276	277
		CLN_Q_HM	CLN_Q_15	CLN_Q_HM	CLN_Q_15	CLN_Q_HM	CLN_Q_15	CVL_3_HM
		1	1	2	2	3	3	3
-------- YEAR 2011 --------								
OWNERSHIP RATIO	RATIO	1.00	1.00	1.00	1.00	1.00	1.00	0.00

-------- YEAR 2012 --------

-------- YEAR 2013 --------

-------- YEAR 2014 --------

-------- YEAR 2015 --------

-------- YEAR 2016 --------

NOTE: DATA DISPLAYED AFTER 2011 ONLY IF
VALUE CHANGED FROM PREVIOUS YEAR.

AEP EAST
GENERATION AND FUEL MODULE
INPUT SUMMARY REPORT

QUALIFIER = GAF.INPUT.THERMAL UNIT.

GENERATING COMPANIES THERMAL UNIT	3 APCO	271 CLN_Q_HM 1	272 CLN_Q_15 1	273 CLN_Q_HM 2	274 CLN_Q_15 2	275 CLN_Q_HM 3	276 CLN_Q_15 3	277 CVL_3_HM 3
-------- YEAR 2017 --------								
-------- YEAR 2018 --------								
-------- YEAR 2019 --------								
-------- YEAR 2020 --------								
-------- YEAR 2021 --------								
-------- YEAR 2022 --------								
-------- YEAR 2023 --------								
-------- YEAR 2024 --------								
-------- YEAR 2025 --------								
-------- YEAR 2026 --------								
-------- YEAR 2027 --------								
-------- YEAR 2028 --------								
-------- YEAR 2029 --------								
-------- YEAR 2030 --------								
-------- YEAR 2031 --------								
-------- YEAR 2032 --------								
-------- YEAR 2033 --------								
-------- YEAR 2034 --------								
-------- YEAR 2035 --------								
-------- YEAR 2036 --------								
-------- YEAR 2037 --------								
-------- YEAR 2038 --------								
-------- YEAR 2039 --------								
-------- YEAR 2040 --------								

GENERATING COMPANIES THERMAL UNIT	3 APCO	278 CVL_3_10 3	279 GLN_5_HM 5	280 GLN_5_15 5	281 GLN_6_HM 6	282 GLN_6_15 6	283 KMR_F_HM 1	284 KMR_F_GP 1
-------- YEAR 2011 --------								
OWNERSHIP RATIO	RATIO	0.00	1.00	1.00	1.00	1.00	0.00	0.00
-------- YEAR 2012 --------								
-------- YEAR 2013 --------								
-------- YEAR 2014 --------								
-------- YEAR 2015 --------								
-------- YEAR 2016 --------								
-------- YEAR 2017 --------								
-------- YEAR 2018 --------								
-------- YEAR 2019 --------								
-------- YEAR 2020 --------								
-------- YEAR 2021 --------								
-------- YEAR 2022 --------								
-------- YEAR 2023 --------								
-------- YEAR 2024 --------								
-------- YEAR 2025 --------								
-------- YEAR 2026 --------								
-------- YEAR 2027 --------								
-------- YEAR 2028 --------								
-------- YEAR 2029 --------								
-------- YEAR 2030 --------								

-------- YEAR 2031 --------

-------- YEAR 2032 --------

-------- YEAR 2033 --------

-------- YEAR 2034 --------

-------- YEAR 2035 --------

-------- YEAR 2036 --------

-------- YEAR 2037 --------

-------- YEAR 2038 --------

-------- YEAR 2039 --------

-------- YEAR 2040 --------

GENERATING COMPANIES	3 APCO							
THERMAL UNIT		285	286	287	288	289	290	291
		KMR_F_HM	KMR_F_GP	KMR_F_HM	KMR_F_GP	KWA_1_HM	KWA_1_15	KWA_2_HM
		2	2	3	3	1	1	2
-------- YEAR 2011 --------								
OWNERSHIP RATIO	RATIO	0.00	0.00	0.00	0.00	1.00	1.00	1.00

-------- YEAR 2012 --------

-------- YEAR 2013 --------

-------- YEAR 2014 --------

-------- YEAR 2015 --------

-------- YEAR 2016 --------

-------- YEAR 2017 --------

-------- YEAR 2018 --------

-------- YEAR 2019 --------

-------- YEAR 2020 --------

-------- YEAR 2021 --------

-------- YEAR 2022 --------

-------- YEAR 2023 --------

-------- YEAR 2024 --------

-------- YEAR 2025 --------

-------- YEAR 2026 --------

-------- YEAR 2027 --------

-------- YEAR 2028 --------

NOTE: DATA DISPLAYED AFTER 2011 ONLY IF
VALUE CHANGED FROM PREVIOUS YEAR.

AEP EAST
GENERATION AND FUEL MODULE
INPUT SUMMARY REPORT

QUALIFIER = GAF.INPUT.THERMAL UNIT.

GENERATING COMPANIES THERMAL UNIT	3 APCO	285 KMR_F_HM 2	286 KMR_F_GP 2	287 KMR_F_HM 3	288 KMR_F_GP 3	289 KWA_1_HM 1	290 KWA_1_15 1	291 KWA_2_HM 2
-------- YEAR 2029 --------								
-------- YEAR 2030 --------								
-------- YEAR 2031 --------								
-------- YEAR 2032 --------								
-------- YEAR 2033 --------								
-------- YEAR 2034 --------								
-------- YEAR 2035 --------								
-------- YEAR 2036 --------								
-------- YEAR 2037 --------								
-------- YEAR 2038 --------								
-------- YEAR 2039 --------								
-------- YEAR 2040 --------								

GENERATING COMPANIES THERMAL UNIT	3 APCO	292 KWA_2_15 2	293 MSKR1_HM 1	294 MSKR1_12 1	295 MSKR2_HM 2	296 MSKR2_12 2	297 MSKR3_GP 3	298 MR3HM_12 3
-------- YEAR 2011 --------								
OWNERSHIP RATIO	RATIO	1.00	0.00	0.00	0.00	0.00	0.00	0.00
-------- YEAR 2012 --------								
-------- YEAR 2013 --------								
-------- YEAR 2014 --------								
-------- YEAR 2015 --------								
-------- YEAR 2016 --------								
-------- YEAR 2017 --------								
-------- YEAR 2018 --------								
-------- YEAR 2019 --------								
-------- YEAR 2020 --------								
-------- YEAR 2021 --------								
-------- YEAR 2022 --------								
-------- YEAR 2023 --------								
-------- YEAR 2024 --------								
-------- YEAR 2025 --------								
-------- YEAR 2026 --------								
-------- YEAR 2027 --------								
-------- YEAR 2028 --------								
-------- YEAR 2029 --------								
-------- YEAR 2030 --------								
-------- YEAR 2031 --------								
-------- YEAR 2032 --------								
-------- YEAR 2033 --------								
-------- YEAR 2034 --------								
-------- YEAR 2035 --------								
-------- YEAR 2036 --------								
-------- YEAR 2037 --------								
-------- YEAR 2038 --------								
-------- YEAR 2039 --------								
-------- YEAR 2040 --------								

GENERATING COMPANIES THERMAL UNIT	3 APCO	299 MSKR4_GP 4	300 M4HM_12 4	301 PICWY_HM 5	302 PICWY_GP 5	303 SP1_F_HM 1	304 SP1_F_15 1	305 SP2_F_HM 2

-------- YEAR 2011 --------								
OWNERSHIP RATIO	RATIO	0.00	0.00	0.00	0.00	1.00	1.00	0.00
-------- YEAR 2012 --------								
-------- YEAR 2013 --------								
-------- YEAR 2014 --------								
-------- YEAR 2015 --------								
-------- YEAR 2016 --------								
-------- YEAR 2017 --------								
-------- YEAR 2018 --------								
-------- YEAR 2019 --------								
-------- YEAR 2020 --------								
-------- YEAR 2021 --------								
-------- YEAR 2022 --------								
-------- YEAR 2023 --------								
-------- YEAR 2024 --------								
-------- YEAR 2025 --------								
-------- YEAR 2026 --------								
-------- YEAR 2027 --------								
-------- YEAR 2028 --------								
-------- YEAR 2029 --------								
-------- YEAR 2030 --------								
-------- YEAR 2031 --------								
-------- YEAR 2032 --------								
-------- YEAR 2033 --------								
-------- YEAR 2034 --------								
-------- YEAR 2035 --------								
-------- YEAR 2036 --------								
-------- YEAR 2037 --------								
-------- YEAR 2038 --------								
-------- YEAR 2039 --------								
-------- YEAR 2040 --------								

NOTE: DATA DISPLAYED AFTER 2011 ONLY IF
VALUE CHANGED FROM PREVIOUS YEAR.

AEP EAST
GENERATION AND FUEL MODULE
INPUT SUMMARY REPORT

QUALIFIER = GAF.INPUT.THERMAL UNIT.

GENERATING COMPANIES THERMAL UNIT	3 APCO	306 SP2_F_15 2	307 SP3_Q_HM 3	308 SP3_Q_15 3	309 SP4_Q_HM 4	310 SP4_Q_15 4	311 SP5_HM 5	312 SP5_15 5
-------- YEAR 2011 --------								
OWNERSHIP RATIO	RATIO	0.00	1.00	1.00	0.00	0.00	0.00	0.00
-------- YEAR 2012 --------								
-------- YEAR 2013 --------								
-------- YEAR 2014 --------								
-------- YEAR 2015 --------								
-------- YEAR 2016 --------								
-------- YEAR 2017 --------								
-------- YEAR 2018 --------								
-------- YEAR 2019 --------								
-------- YEAR 2020 --------								
-------- YEAR 2021 --------								
-------- YEAR 2022 --------								
-------- YEAR 2023 --------								
-------- YEAR 2024 --------								
-------- YEAR 2025 --------								
-------- YEAR 2026 --------								
-------- YEAR 2027 --------								
-------- YEAR 2028 --------								
-------- YEAR 2029 --------								
-------- YEAR 2030 --------								
-------- YEAR 2031 --------								
-------- YEAR 2032 --------								
-------- YEAR 2033 --------								
-------- YEAR 2034 --------								
-------- YEAR 2035 --------								
-------- YEAR 2036 --------								
-------- YEAR 2037 --------								
-------- YEAR 2038 --------								
-------- YEAR 2039 --------								
-------- YEAR 2040 --------								

GENERATING COMPANIES THERMAL UNIT	3 APCO	313 TNR_F_HM 1	314 TNR_F_15 1	315 TNR_F_HM 2	316 TNR_F_15 2	317 TNR_F_HM 3	318 TNR_F_15 3	319 PW_GP_15 5
-------- YEAR 2011 --------								
OWNERSHIP RATIO	RATIO	0.00	0.00	0.00	0.00	0.00	0.00	0.00
-------- YEAR 2012 --------								
-------- YEAR 2013 --------								
-------- YEAR 2014 --------								
-------- YEAR 2015 --------								
-------- YEAR 2016 --------								
-------- YEAR 2017 --------								
-------- YEAR 2018 --------								
-------- YEAR 2019 --------								
-------- YEAR 2020 --------								
-------- YEAR 2021 --------								
-------- YEAR 2022 --------								
-------- YEAR 2023 --------								
-------- YEAR 2024 --------								

-------- YEAR 2025 --------

-------- YEAR 2026 --------

-------- YEAR 2027 --------

-------- YEAR 2028 --------

-------- YEAR 2029 --------

-------- YEAR 2030 --------

-------- YEAR 2031 --------

-------- YEAR 2032 --------

-------- YEAR 2033 --------

-------- YEAR 2034 --------

-------- YEAR 2035 --------

-------- YEAR 2036 --------

-------- YEAR 2037 --------

-------- YEAR 2038 --------

-------- YEAR 2039 --------

-------- YEAR 2040 --------

GENERATING COMPANIES	3 APCO							
THERMAL UNIT		320	500	501	502	503	958	959
		RHills 1	DUMMY_OP	DUMMY_IM	DUMMY_AP	DUMMY_KP	CC_KPCO	RP2D_KP
		1	0	0	0	0	958	959
-------- YEAR 2011 --------								
OWNERSHIP RATIO	RATIO	0.00	0.00	0.00	1.00	0.00	0.00	0.00

-------- YEAR 2012 --------

-------- YEAR 2013 --------

-------- YEAR 2014 --------

-------- YEAR 2015 --------

-------- YEAR 2016 --------

-------- YEAR 2017 --------

-------- YEAR 2018 --------

-------- YEAR 2019 --------

-------- YEAR 2020 --------

-------- YEAR 2021 --------

-------- YEAR 2022 --------

NOTE: DATA DISPLAYED AFTER 2011 ONLY IF
VALUE CHANGED FROM PREVIOUS YEAR.

AEP EAST
GENERATION AND FUEL MODULE
INPUT SUMMARY REPORT

QUALIFIER = GAF.INPUT.THERMAL UNIT.

GENERATING COMPANIES	3 APCO							
THERMAL UNIT		320	500	501	502	503	958	959
		RHills 1	DUMMY_OP	DUMMY_IM	DUMMY_AP	DUMMY_KP	CC_KPCO	RP2D_KP
		1	0	0	0	0	958	959
-------- YEAR 2023 --------								
-------- YEAR 2024 --------								
-------- YEAR 2025 --------								
-------- YEAR 2026 --------								
-------- YEAR 2027 --------								
-------- YEAR 2028 --------								
-------- YEAR 2029 --------								
-------- YEAR 2030 --------								
-------- YEAR 2031 --------								
-------- YEAR 2032 --------								
-------- YEAR 2033 --------								
-------- YEAR 2034 --------								
-------- YEAR 2035 --------								
-------- YEAR 2036 --------								
-------- YEAR 2037 --------								
-------- YEAR 2038 --------								
-------- YEAR 2039 --------								
-------- YEAR 2040 --------								

GENERATING COMPANIES	3 APCO							
THERMAL UNIT		960	961	962	963	964	965	966
		RP2D_IM	CSV6_SCR	CSV5_SCR	DUMMY_OP	DUMMY_OP	RP1D_03	RP1D_KP
		960	961	962	963	964	965	966
-------- YEAR 2011 --------								
OWNERSHIP RATIO	RATIO	0.00	0.00	0.00	0.00	0.00	0.00	0.00
-------- YEAR 2012 --------								
-------- YEAR 2013 --------								
-------- YEAR 2014 --------								
-------- YEAR 2015 --------								
-------- YEAR 2016 --------								
-------- YEAR 2017 --------								
-------- YEAR 2018 --------								
-------- YEAR 2019 --------								
-------- YEAR 2020 --------								
-------- YEAR 2021 --------								
-------- YEAR 2022 --------								
-------- YEAR 2023 --------								
-------- YEAR 2024 --------								
-------- YEAR 2025 --------								
-------- YEAR 2026 --------								
-------- YEAR 2027 --------								
-------- YEAR 2028 --------								
-------- YEAR 2029 --------								
-------- YEAR 2030 --------								
-------- YEAR 2031 --------								
-------- YEAR 2032 --------								
-------- YEAR 2033 --------								
-------- YEAR 2034 --------								
-------- YEAR 2035 --------								
-------- YEAR 2036 --------								

-------- YEAR 2037 --------

-------- YEAR 2038 --------

-------- YEAR 2039 --------

-------- YEAR 2040 --------

GENERATING COMPANIES THERMAL UNIT	3 APCO	967 BS2 FGD 967	968 CR2_NGCC 968	969 CR1_NGCC 969	970 MR5_NGCC 970	971 DUMMY_OP 971	972 DUMMY_OP 972	973 DUMMY_OP 973
-------- YEAR 2011 --------								
OWNERSHIP RATIO	RATIO	0.00	1.00	1.00	0.00	0.00	0.00	0.00

-------- YEAR 2012 --------

-------- YEAR 2013 --------

-------- YEAR 2014 --------

-------- YEAR 2015 --------

-------- YEAR 2016 --------

-------- YEAR 2017 --------

-------- YEAR 2018 --------

-------- YEAR 2019 --------

-------- YEAR 2020 --------

-------- YEAR 2021 --------

-------- YEAR 2022 --------

-------- YEAR 2023 --------

-------- YEAR 2024 --------

-------- YEAR 2025 --------

-------- YEAR 2026 --------

-------- YEAR 2027 --------

-------- YEAR 2028 --------

-------- YEAR 2029 --------

-------- YEAR 2030 --------

-------- YEAR 2031 --------

-------- YEAR 2032 --------

-------- YEAR 2033 --------

-------- YEAR 2034 --------

NOTE: DATA DISPLAYED AFTER 2011 ONLY IF
VALUE CHANGED FROM PREVIOUS YEAR.

AEP EAST
GENERATION AND FUEL MODULE
INPUT SUMMARY REPORT

QUALIFIER = GAF.INPUT.THERMAL UNIT.

GENERATING COMPANIES THERMAL UNIT	3 APCO	967 BS2 FGD 967	968 CR2_NGCC 968	969 CR1_NGCC 969	970 MR5_NGCC 970	971 DUMMY_OP 971	972 DUMMY_OP 972	973 DUMMY_OP 973
-------- YEAR 2035 --------								
-------- YEAR 2036 --------								
-------- YEAR 2037 --------								
-------- YEAR 2038 --------								
-------- YEAR 2039 --------								
-------- YEAR 2040 --------								

GENERATING COMPANIES THERMAL UNIT	3 APCO	974 DUMMY_OP 974	975 DUMMY_OP 975	976 DUMMY_OP 976	977 DUMMY_OP 977	978 DUMMY_OP 978	979 DUMMY_OP 979	980 DUMMY_OP 980
-------- YEAR 2011 --------								
OWNERSHIP RATIO	RATIO	0.00	0.00	0.00	0.00	0.00	0.00	0.00
-------- YEAR 2012 --------								
-------- YEAR 2013 --------								
-------- YEAR 2014 --------								
-------- YEAR 2015 --------								
-------- YEAR 2016 --------								
-------- YEAR 2017 --------								
-------- YEAR 2018 --------								
-------- YEAR 2019 --------								
-------- YEAR 2020 --------								
-------- YEAR 2021 --------								
-------- YEAR 2022 --------								
-------- YEAR 2023 --------								
-------- YEAR 2024 --------								
-------- YEAR 2025 --------								
-------- YEAR 2026 --------								
-------- YEAR 2027 --------								
-------- YEAR 2028 --------								
-------- YEAR 2029 --------								
-------- YEAR 2030 --------								
-------- YEAR 2031 --------								
-------- YEAR 2032 --------								
-------- YEAR 2033 --------								
-------- YEAR 2034 --------								
-------- YEAR 2035 --------								
-------- YEAR 2036 --------								
-------- YEAR 2037 --------								
-------- YEAR 2038 --------								
-------- YEAR 2039 --------								
-------- YEAR 2040 --------								

GENERATING COMPANIES THERMAL UNIT	3 APCO	981 DUMMY_OP 981	982 DUMMY_OP 982	983 DUMMY_OP 983	984 DUMMY_OP 984	985 DUMMY_OP 985	986 DUMMY_OP 986	987 DUMMY_OP 987
-------- YEAR 2011 --------								
OWNERSHIP RATIO	RATIO	0.00	0.00	0.00	0.00	0.00	0.00	0.00
-------- YEAR 2012 --------								
-------- YEAR 2013 --------								
-------- YEAR 2014 --------								
-------- YEAR 2015 --------								

-------- YEAR 2016 --------

-------- YEAR 2017 --------

-------- YEAR 2018 --------

-------- YEAR 2019 --------

-------- YEAR 2020 --------

-------- YEAR 2021 --------

-------- YEAR 2022 --------

-------- YEAR 2023 --------

-------- YEAR 2024 --------

-------- YEAR 2025 --------

-------- YEAR 2026 --------

-------- YEAR 2027 --------

-------- YEAR 2028 --------

-------- YEAR 2029 --------

-------- YEAR 2030 --------

-------- YEAR 2031 --------

-------- YEAR 2032 --------

-------- YEAR 2033 --------

-------- YEAR 2034 --------

-------- YEAR 2035 --------

-------- YEAR 2036 --------

-------- YEAR 2037 --------

-------- YEAR 2038 --------

-------- YEAR 2039 --------

-------- YEAR 2040 --------

GENERATING COMPANIES THERMAL UNIT	3 APCO	988 DUMMY_OP 988	989 DUMMY_OP 989	990 DUMMY_OP 990	991 DUMMY_OP 991	992 DUMMY_OP 992	993 DUMMY_OP 993	994 DUMMY_OP 994
-------- YEAR 2011 --------								
OWNERSHIP RATIO	RATIO	0.00	0.00	0.00	0.00	0.00	0.00	0.00

-------- YEAR 2012 --------

-------- YEAR 2013 --------

NOTE: DATA DISPLAYED AFTER 2011 ONLY IF
VALUE CHANGED FROM PREVIOUS YEAR.

AEP EAST
GENERATION AND FUEL MODULE
INPUT SUMMARY REPORT

QUALIFIER = GAF.INPUT.THERMAL UNIT.

GENERATING COMPANIES THERMAL UNIT	3 APCO	988 DUMMY_OP 988	989 DUMMY_OP 989	990 DUMMY_OP 990	991 DUMMY_OP 991	992 DUMMY_OP 992	993 DUMMY_OP 993	994 DUMMY_OP 994
-------- YEAR 2014 --------								
-------- YEAR 2015 --------								
-------- YEAR 2016 --------								
-------- YEAR 2017 --------								
-------- YEAR 2018 --------								
-------- YEAR 2019 --------								
-------- YEAR 2020 --------								
-------- YEAR 2021 --------								
-------- YEAR 2022 --------								
-------- YEAR 2023 --------								
-------- YEAR 2024 --------								
-------- YEAR 2025 --------								
-------- YEAR 2026 --------								
-------- YEAR 2027 --------								
-------- YEAR 2028 --------								
-------- YEAR 2029 --------								
-------- YEAR 2030 --------								
-------- YEAR 2031 --------								
-------- YEAR 2032 --------								
-------- YEAR 2033 --------								
-------- YEAR 2034 --------								
-------- YEAR 2035 --------								
-------- YEAR 2036 --------								
-------- YEAR 2037 --------								
-------- YEAR 2038 --------								
-------- YEAR 2039 --------								
-------- YEAR 2040 --------								

GENERATING COMPANIES THERMAL UNIT	3 APCO	995 DUMMY_OP 995	996 T4_TRONA 996	997 RP2TR_KP 997	998 RP2TR_IM 998	999 DUMMY_OP 999
-------- YEAR 2011 --------						
OWNERSHIP RATIO	RATIO	0.00	0.00	0.00	0.00	0.00
-------- YEAR 2012 --------						
-------- YEAR 2013 --------						
-------- YEAR 2014 --------						
-------- YEAR 2015 --------						
-------- YEAR 2016 --------						
-------- YEAR 2017 --------						
-------- YEAR 2018 --------						
-------- YEAR 2019 --------						
-------- YEAR 2020 --------						
-------- YEAR 2021 --------						
-------- YEAR 2022 --------						
-------- YEAR 2023 --------						
-------- YEAR 2024 --------						
-------- YEAR 2025 --------						
-------- YEAR 2026 --------						
-------- YEAR 2027 --------						

-------- YEAR 2028 --------

-------- YEAR 2029 --------

-------- YEAR 2030 --------

-------- YEAR 2031 --------

-------- YEAR 2032 --------

-------- YEAR 2033 --------

-------- YEAR 2034 --------

-------- YEAR 2035 --------

-------- YEAR 2036 --------

-------- YEAR 2037 --------

-------- YEAR 2038 --------

-------- YEAR 2039 --------

-------- YEAR 2040 --------

GENERATING COMPANIES THERMAL UNIT	4 KPCO	1 AMOS 1	2 AMOS 2	3 AMOS_OP 3	4 BECKJORD 6	5 BIG SAND 1	6 BIG SAND 2	7 CARD 1+2 1
-------- YEAR 2011 --------								
OWNERSHIP RATIO	RATIO	0.00	0.00	0.00	0.00	1.00	1.00	0.00

-------- YEAR 2012 --------

-------- YEAR 2013 --------

-------- YEAR 2014 --------

-------- YEAR 2015 --------

-------- YEAR 2016 --------

-------- YEAR 2017 --------

-------- YEAR 2018 --------

-------- YEAR 2019 --------

-------- YEAR 2020 --------

-------- YEAR 2021 --------

-------- YEAR 2022 --------

-------- YEAR 2023 --------

-------- YEAR 2024 --------

-------- YEAR 2025 --------

NOTE: DATA DISPLAYED AFTER 2011 ONLY IF
VALUE CHANGED FROM PREVIOUS YEAR.

AEP EAST
GENERATION AND FUEL MODULE
INPUT SUMMARY REPORT

QUALIFIER = GAF.INPUT.THERMAL UNIT.

GENERATING COMPANIES THERMAL UNIT	4 KPCO	1 AMOS 1	2 AMOS 2	3 AMOS_OP 3	4 BECKJORD 6	5 BIG SAND 1	6 BIG SAND 2	7 CARD 1+2 1
-------- YEAR 2026 --------								
-------- YEAR 2027 --------								
-------- YEAR 2028 --------								
-------- YEAR 2029 --------								
-------- YEAR 2030 --------								
-------- YEAR 2031 --------								
-------- YEAR 2032 --------								
-------- YEAR 2033 --------								
-------- YEAR 2034 --------								
-------- YEAR 2035 --------								
-------- YEAR 2036 --------								
-------- YEAR 2037 --------								
-------- YEAR 2038 --------								
-------- YEAR 2039 --------								
-------- YEAR 2040 --------								

GENERATING COMPANIES THERMAL UNIT	4 KPCO	8 CARD 1+2 2	9 CARD 3 3	10 CLIFTY 1	11 CLIFTY 2	12 CLIFTY 3	13 CLIFTY 4	14 CLIFTY 5
-------- YEAR 2011 --------								
OWNERSHIP RATIO	RATIO	0.00	0.00	0.00	0.00	0.00	0.00	0.00
-------- YEAR 2012 --------								
-------- YEAR 2013 --------								
-------- YEAR 2014 --------								
-------- YEAR 2015 --------								
-------- YEAR 2016 --------								
-------- YEAR 2017 --------								
-------- YEAR 2018 --------								
-------- YEAR 2019 --------								
-------- YEAR 2020 --------								
-------- YEAR 2021 --------								
-------- YEAR 2022 --------								
-------- YEAR 2023 --------								
-------- YEAR 2024 --------								
-------- YEAR 2025 --------								
-------- YEAR 2026 --------								
-------- YEAR 2027 --------								
-------- YEAR 2028 --------								
-------- YEAR 2029 --------								
-------- YEAR 2030 --------								
-------- YEAR 2031 --------								
-------- YEAR 2032 --------								
-------- YEAR 2033 --------								
-------- YEAR 2034 --------								
-------- YEAR 2035 --------								
-------- YEAR 2036 --------								
-------- YEAR 2037 --------								
-------- YEAR 2038 --------								
-------- YEAR 2039 --------								

-------- YEAR 2040 --------

GENERATING COMPANIES THERMAL UNIT	4 KPCO	15 CLIFTY 6	16 CLINCH R 1	17 CLINCH R 2	18 CLINCH R 3	19 ROCKP_KP 1	20 ROCKP_KP 2	21 CSVL 1-4 3
-------- YEAR 2011 --------								
OWNERSHIP RATIO	RATIO	0.00	0.00	0.00	0.00	1.00	1.00	0.00

-------- YEAR 2012 --------

-------- YEAR 2013 --------

-------- YEAR 2014 --------

-------- YEAR 2015 --------

-------- YEAR 2016 --------

-------- YEAR 2017 --------

-------- YEAR 2018 --------

-------- YEAR 2019 --------

-------- YEAR 2020 --------

-------- YEAR 2021 --------

-------- YEAR 2022 --------

-------- YEAR 2023 --------

-------- YEAR 2024 --------

-------- YEAR 2025 --------

-------- YEAR 2026 --------

-------- YEAR 2027 --------

-------- YEAR 2028 --------

-------- YEAR 2029 --------

-------- YEAR 2030 --------

-------- YEAR 2031 --------

-------- YEAR 2032 --------

-------- YEAR 2033 --------

-------- YEAR 2034 --------

-------- YEAR 2035 --------

-------- YEAR 2036 --------

-------- YEAR 2037 --------

NOTE: DATA DISPLAYED AFTER 2011 ONLY IF
VALUE CHANGED FROM PREVIOUS YEAR.

AEP EAST
GENERATION AND FUEL MODULE
INPUT SUMMARY REPORT

QUALIFIER = GAF.INPUT.THERMAL UNIT.

GENERATING COMPANIES THERMAL UNIT	4 KPCO	15 CLIFTY 6	16 CLINCH R 1	17 CLINCH R 2	18 CLINCH R 3	19 ROCKP_KP 1	20 ROCKP_KP 2	21 CSVL 1-4 3
-------- YEAR 2038 --------								
-------- YEAR 2039 --------								
-------- YEAR 2040 --------								

GENERATING COMPANIES THERMAL UNIT	4 KPCO	22 CSVL 1-4 4	23 CSVL 5+6 5	24 CSVL 5+6 6	25 D C COOK 1	26 D C COOK 2	27 GAVIN 1	28 GAVIN 2
-------- YEAR 2011 --------								
OWNERSHIP RATIO	RATIO	0.00	0.00	0.00	0.00	0.00	0.00	0.00
-------- YEAR 2012 --------								
-------- YEAR 2013 --------								
-------- YEAR 2014 --------								
-------- YEAR 2015 --------								
-------- YEAR 2016 --------								
-------- YEAR 2017 --------								
-------- YEAR 2018 --------								
-------- YEAR 2019 --------								
-------- YEAR 2020 --------								
-------- YEAR 2021 --------								
-------- YEAR 2022 --------								
-------- YEAR 2023 --------								
-------- YEAR 2024 --------								
-------- YEAR 2025 --------								
-------- YEAR 2026 --------								
-------- YEAR 2027 --------								
-------- YEAR 2028 --------								
-------- YEAR 2029 --------								
-------- YEAR 2030 --------								
-------- YEAR 2031 --------								
-------- YEAR 2032 --------								
-------- YEAR 2033 --------								
-------- YEAR 2034 --------								
-------- YEAR 2035 --------								
-------- YEAR 2036 --------								
-------- YEAR 2037 --------								
-------- YEAR 2038 --------								
-------- YEAR 2039 --------								
-------- YEAR 2040 --------								

GENERATING COMPANIES THERMAL UNIT	4 KPCO	29 GLEN LYN 5	30 GLEN LYN 6	31 0	32 0	33 KAMMER 1	34 KAMMER 2	35 KAMMER 3
-------- YEAR 2011 --------								
OWNERSHIP RATIO	RATIO	0.00	0.00	0.00	0.00	0.00	0.00	0.00
-------- YEAR 2012 --------								
-------- YEAR 2013 --------								
-------- YEAR 2014 --------								
-------- YEAR 2015 --------								
-------- YEAR 2016 --------								
-------- YEAR 2017 --------								
-------- YEAR 2018 --------								

-------- YEAR 2019 --------

-------- YEAR 2020 --------

-------- YEAR 2021 --------

-------- YEAR 2022 --------

-------- YEAR 2023 --------

-------- YEAR 2024 --------

-------- YEAR 2025 --------

-------- YEAR 2026 --------

-------- YEAR 2027 --------

-------- YEAR 2028 --------

-------- YEAR 2029 --------

-------- YEAR 2030 --------

-------- YEAR 2031 --------

-------- YEAR 2032 --------

-------- YEAR 2033 --------

-------- YEAR 2034 --------

-------- YEAR 2035 --------

-------- YEAR 2036 --------

-------- YEAR 2037 --------

-------- YEAR 2038 --------

-------- YEAR 2039 --------

-------- YEAR 2040 --------

GENERATING COMPANIES	4 KPCO							
THERMAL UNIT		36	37	38	39	40	41	42
		KANAWHA 1	KANAWHA 2	KYGER 1	KYGER 2	KYGER 3	KYGER 4	KYGER 5
-------- YEAR 2011 --------								
OWNERSHIP RATIO	RATIO	0.00	0.00	0.00	0.00	0.00	0.00	0.00

-------- YEAR 2012 --------

-------- YEAR 2013 --------

-------- YEAR 2014 --------

-------- YEAR 2015 --------

-------- YEAR 2016 --------

NOTE: DATA DISPLAYED AFTER 2011 ONLY IF
VALUE CHANGED FROM PREVIOUS YEAR.

AEP EAST
GENERATION AND FUEL MODULE
INPUT SUMMARY REPORT

QUALIFIER = GAF.INPUT.THERMAL UNIT.

GENERATING COMPANIES	4 KPCO							
THERMAL UNIT		36	37	38	39	40	41	42
		KANAWHA	KANAWHA	KYGER	KYGER	KYGER	KYGER	KYGER
		1	2	1	2	3	4	5
-------- YEAR 2017 --------								
-------- YEAR 2018 --------								
-------- YEAR 2019 --------								
-------- YEAR 2020 --------								
-------- YEAR 2021 --------								
-------- YEAR 2022 --------								
-------- YEAR 2023 --------								
-------- YEAR 2024 --------								
-------- YEAR 2025 --------								
-------- YEAR 2026 --------								
-------- YEAR 2027 --------								
-------- YEAR 2028 --------								
-------- YEAR 2029 --------								
-------- YEAR 2030 --------								
-------- YEAR 2031 --------								
-------- YEAR 2032 --------								
-------- YEAR 2033 --------								
-------- YEAR 2034 --------								
-------- YEAR 2035 --------								
-------- YEAR 2036 --------								
-------- YEAR 2037 --------								
-------- YEAR 2038 --------								
-------- YEAR 2039 --------								
-------- YEAR 2040 --------								

GENERATING COMPANIES	4 KPCO							
THERMAL UNIT		43	44	45	46	47	48	49
		MITCHELL	MITCHELL	MOUNT_ER	MUSK RVR	MUSK RVR	MUSK RVR	MUSK RVR
		1	2	1	1	2	3	4
-------- YEAR 2011 --------								
OWNERSHIP RATIO	RATIO	0.00	0.00	0.00	0.00	0.00	0.00	0.00
-------- YEAR 2012 --------								
-------- YEAR 2013 --------								
-------- YEAR 2014 --------								
-------- YEAR 2015 --------								
-------- YEAR 2016 --------								
-------- YEAR 2017 --------								
-------- YEAR 2018 --------								
-------- YEAR 2019 --------								
-------- YEAR 2020 --------								
-------- YEAR 2021 --------								
-------- YEAR 2022 --------								
-------- YEAR 2023 --------								
-------- YEAR 2024 --------								
-------- YEAR 2025 --------								
-------- YEAR 2026 --------								
-------- YEAR 2027 --------								
-------- YEAR 2028 --------								
-------- YEAR 2029 --------								
-------- YEAR 2030 --------								

-------- YEAR 2031 --------

-------- YEAR 2032 --------

-------- YEAR 2033 --------

-------- YEAR 2034 --------

-------- YEAR 2035 --------

-------- YEAR 2036 --------

-------- YEAR 2037 --------

-------- YEAR 2038 --------

-------- YEAR 2039 --------

-------- YEAR 2040 --------

GENERATING COMPANIES	4 KPCO							
THERMAL UNIT		50	51	52	53	54	55	56
		MUSK RVR	P SPORN	P SPORN	P SPORN	P SPORN	P SPORN	PICWAY
		5	1	2	3	4	5	5
-------- YEAR 2011 --------								
OWNERSHIP RATIO	RATIO	0.00	0.00	0.00	0.00	0.00	0.00	0.00

-------- YEAR 2012 --------

-------- YEAR 2013 --------

-------- YEAR 2014 --------

-------- YEAR 2015 --------

-------- YEAR 2016 --------

-------- YEAR 2017 --------

-------- YEAR 2018 --------

-------- YEAR 2019 --------

-------- YEAR 2020 --------

-------- YEAR 2021 --------

-------- YEAR 2022 --------

-------- YEAR 2023 --------

-------- YEAR 2024 --------

-------- YEAR 2025 --------

-------- YEAR 2026 --------

-------- YEAR 2027 --------

-------- YEAR 2028 --------

NOTE: DATA DISPLAYED AFTER 2011 ONLY IF
VALUE CHANGED FROM PREVIOUS YEAR.

AEP EAST
GENERATION AND FUEL MODULE
INPUT SUMMARY REPORT

QUALIFIER = GAF.INPUT.THERMAL UNIT.

GENERATING COMPANIES THERMAL UNIT	4 KPCO	50 MUSK RVR 5	51 P SPORN 1	52 P SPORN 2	53 P SPORN 3	54 P SPORN 4	55 P SPORN 5	56 PICWAY 5
-------- YEAR 2029 --------								
-------- YEAR 2030 --------								
-------- YEAR 2031 --------								
-------- YEAR 2032 --------								
-------- YEAR 2033 --------								
-------- YEAR 2034 --------								
-------- YEAR 2035 --------								
-------- YEAR 2036 --------								
-------- YEAR 2037 --------								
-------- YEAR 2038 --------								
-------- YEAR 2039 --------								
-------- YEAR 2040 --------								

GENERATING COMPANIES THERMAL UNIT	4 KPCO	57 RPRET_IM 1	58 RPRUN_IM 1	59 ROCKP_IM 2	60 0	61 STUART 1	62 STUART 2	63 STUART 3
-------- YEAR 2011 --------								
OWNERSHIP RATIO	RATIO	0.00	0.00	0.00	0.00	0.00	0.00	0.00
-------- YEAR 2012 --------								
-------- YEAR 2013 --------								
-------- YEAR 2014 --------								
-------- YEAR 2015 --------								
-------- YEAR 2016 --------								
-------- YEAR 2017 --------								
-------- YEAR 2018 --------								
-------- YEAR 2019 --------								
-------- YEAR 2020 --------								
-------- YEAR 2021 --------								
-------- YEAR 2022 --------								
-------- YEAR 2023 --------								
-------- YEAR 2024 --------								
-------- YEAR 2025 --------								
-------- YEAR 2026 --------								
-------- YEAR 2027 --------								
-------- YEAR 2028 --------								
-------- YEAR 2029 --------								
-------- YEAR 2030 --------								
-------- YEAR 2031 --------								
-------- YEAR 2032 --------								
-------- YEAR 2033 --------								
-------- YEAR 2034 --------								
-------- YEAR 2035 --------								
-------- YEAR 2036 --------								
-------- YEAR 2037 --------								
-------- YEAR 2038 --------								
-------- YEAR 2039 --------								
-------- YEAR 2040 --------								

GENERATING COMPANIES THERMAL UNIT	4 KPCO	64 STUART 4	65 AMOS_AP 3	66 TANN 1-3 1	67 TANN 1-3 2	68 TANN 1-3 3	69 TANN 4 4	70 ZIMMER 1

-------- YEAR 2011 --------								
OWNERSHIP RATIO	RATIO	0.00	0.00	0.00	0.00	0.00	0.00	0.00
-------- YEAR 2012 --------								
-------- YEAR 2013 --------								
-------- YEAR 2014 --------								
-------- YEAR 2015 --------								
-------- YEAR 2016 --------								
-------- YEAR 2017 --------								
-------- YEAR 2018 --------								
-------- YEAR 2019 --------								
-------- YEAR 2020 --------								
-------- YEAR 2021 --------								
-------- YEAR 2022 --------								
-------- YEAR 2023 --------								
-------- YEAR 2024 --------								
-------- YEAR 2025 --------								
-------- YEAR 2026 --------								
-------- YEAR 2027 --------								
-------- YEAR 2028 --------								
-------- YEAR 2029 --------								
-------- YEAR 2030 --------								
-------- YEAR 2031 --------								
-------- YEAR 2032 --------								
-------- YEAR 2033 --------								
-------- YEAR 2034 --------								
-------- YEAR 2035 --------								
-------- YEAR 2036 --------								
-------- YEAR 2037 --------								
-------- YEAR 2038 --------								
-------- YEAR 2039 --------								
-------- YEAR 2040 --------								

NOTE: DATA DISPLAYED AFTER 2011 ONLY IF
VALUE CHANGED FROM PREVIOUS YEAR.

AEP EAST
GENERATION AND FUEL MODULE
INPUT SUMMARY REPORT

QUALIFIER = GAF.INPUT.THERMAL UNIT.

GENERATING COMPANIES THERMAL UNIT	4 KPCO	71 ROBTMONE 1	72 ROBTMONE 2	73 ROBTMONE 3	75 CEREDO 1	76 CEREDO 2	77 CEREDO 3	78 CEREDO 4
-------- YEAR 2011 --------								
OWNERSHIP RATIO	RATIO	0.00	0.00	0.00	0.00	0.00	0.00	0.00
-------- YEAR 2012 --------								
-------- YEAR 2013 --------								
-------- YEAR 2014 --------								
-------- YEAR 2015 --------								
-------- YEAR 2016 --------								
-------- YEAR 2017 --------								
-------- YEAR 2018 --------								
-------- YEAR 2019 --------								
-------- YEAR 2020 --------								
-------- YEAR 2021 --------								
-------- YEAR 2022 --------								
-------- YEAR 2023 --------								
-------- YEAR 2024 --------								
-------- YEAR 2025 --------								
-------- YEAR 2026 --------								
-------- YEAR 2027 --------								
-------- YEAR 2028 --------								
-------- YEAR 2029 --------								
-------- YEAR 2030 --------								
-------- YEAR 2031 --------								
-------- YEAR 2032 --------								
-------- YEAR 2033 --------								
-------- YEAR 2034 --------								
-------- YEAR 2035 --------								
-------- YEAR 2036 --------								
-------- YEAR 2037 --------								
-------- YEAR 2038 --------								
-------- YEAR 2039 --------								
-------- YEAR 2040 --------								

GENERATING COMPANIES THERMAL UNIT	4 KPCO	79 CEREDO 5	80 CEREDO 6	81 DARBY 1	82 DARBY 2	83 DARBY 3	84 DARBY 4	85 DARBY 5
-------- YEAR 2011 --------								
OWNERSHIP RATIO	RATIO	0.00	0.00	0.00	0.00	0.00	0.00	0.00
-------- YEAR 2012 --------								
-------- YEAR 2013 --------								
-------- YEAR 2014 --------								
-------- YEAR 2015 --------								
-------- YEAR 2016 --------								
-------- YEAR 2017 --------								
-------- YEAR 2018 --------								
-------- YEAR 2019 --------								
-------- YEAR 2020 --------								
-------- YEAR 2021 --------								
-------- YEAR 2022 --------								
-------- YEAR 2023 --------								
-------- YEAR 2024 --------								

-------- YEAR 2025 --------

-------- YEAR 2026 --------

-------- YEAR 2027 --------

-------- YEAR 2028 --------

-------- YEAR 2029 --------

-------- YEAR 2030 --------

-------- YEAR 2031 --------

-------- YEAR 2032 --------

-------- YEAR 2033 --------

-------- YEAR 2034 --------

-------- YEAR 2035 --------

-------- YEAR 2036 --------

-------- YEAR 2037 --------

-------- YEAR 2038 --------

-------- YEAR 2039 --------

-------- YEAR 2040 --------

GENERATING COMPANIES	4 KPCO							
THERMAL UNIT		86	87	88	89	90	91	92
		DARBY	LWBG WIN	LWBG WIN	LWBG SMR	LWBG SMR	WATR CC	WATR2
		6	1	2	1	2	1	1
-------- YEAR 2011 --------								
OWNERSHIP RATIO	RATIO	0.00	0.00	0.00	0.00	0.00	0.00	0.00

-------- YEAR 2012 --------

-------- YEAR 2013 --------

-------- YEAR 2014 --------

-------- YEAR 2015 --------

-------- YEAR 2016 --------

-------- YEAR 2017 --------

-------- YEAR 2018 --------

-------- YEAR 2019 --------

-------- YEAR 2020 --------

-------- YEAR 2021 --------

-------- YEAR 2022 --------

NOTE: DATA DISPLAYED AFTER 2011 ONLY IF
VALUE CHANGED FROM PREVIOUS YEAR.

AEP EAST
GENERATION AND FUEL MODULE
INPUT SUMMARY REPORT

QUALIFIER = GAF.INPUT.THERMAL UNIT.

GENERATING COMPANIES THERMAL UNIT	4 KPCO	86 DARBY 6	87 LWBG WIN 1	88 LWBG WIN 2	89 LWBG SMR 1	90 LWBG SMR 2	91 WATR CC 1	92 WATR2 1
-------- YEAR 2023 --------								
-------- YEAR 2024 --------								
-------- YEAR 2025 --------								
-------- YEAR 2026 --------								
-------- YEAR 2027 --------								
-------- YEAR 2028 --------								
-------- YEAR 2029 --------								
-------- YEAR 2030 --------								
-------- YEAR 2031 --------								
-------- YEAR 2032 --------								
-------- YEAR 2033 --------								
-------- YEAR 2034 --------								
-------- YEAR 2035 --------								
-------- YEAR 2036 --------								
-------- YEAR 2037 --------								
-------- YEAR 2038 --------								
-------- YEAR 2039 --------								
-------- YEAR 2040 --------								

GENERATING COMPANIES THERMAL UNIT	4 KPCO	93 DRESDEN 1	94 DRESD2 1	95 0	96 0	97 0	101 NUCLEAR 1	102 UPC_NCCS 1
-------- YEAR 2011 --------								
OWNERSHIP RATIO	RATIO	0.00	0.00	1.00	0.00	0.00	0.00	0.00
-------- YEAR 2012 --------								
-------- YEAR 2013 --------								
-------- YEAR 2014 --------								
-------- YEAR 2015 --------								
-------- YEAR 2016 --------								
-------- YEAR 2017 --------								
-------- YEAR 2018 --------								
-------- YEAR 2019 --------								
-------- YEAR 2020 --------								
-------- YEAR 2021 --------								
-------- YEAR 2022 --------								
-------- YEAR 2023 --------								
-------- YEAR 2024 --------								
-------- YEAR 2025 --------								
-------- YEAR 2026 --------								
-------- YEAR 2027 --------								
-------- YEAR 2028 --------								
-------- YEAR 2029 --------								
-------- YEAR 2030 --------								
-------- YEAR 2031 --------								
-------- YEAR 2032 --------								
-------- YEAR 2033 --------								
-------- YEAR 2034 --------								
-------- YEAR 2035 --------								
-------- YEAR 2036 --------								

-------- YEAR 2037 --------

-------- YEAR 2038 --------

-------- YEAR 2039 --------

-------- YEAR 2040 --------

GENERATING COMPANIES THERMAL UNIT	4 KPCO	103 PC_UL_SU 1	104 UPC_RCCS 1	105 IGC_NCCS 1	106 IGCC GE 1	107 IGC_RCCS 1	108 CC 2X1FB 1	109 CC 2x1FA 1
-------- YEAR 2011 --------								
OWNERSHIP RATIO	RATIO	0.00	0.00	0.00	0.00	0.00	0.00	1.00

-------- YEAR 2012 --------

-------- YEAR 2013 --------

-------- YEAR 2014 --------

-------- YEAR 2015 --------

-------- YEAR 2016 --------

-------- YEAR 2017 --------

-------- YEAR 2018 --------

-------- YEAR 2019 --------

-------- YEAR 2020 --------

-------- YEAR 2021 --------

-------- YEAR 2022 --------

-------- YEAR 2023 --------

-------- YEAR 2024 --------

-------- YEAR 2025 --------

-------- YEAR 2026 --------

-------- YEAR 2027 --------

-------- YEAR 2028 --------

-------- YEAR 2029 --------

-------- YEAR 2030 --------

-------- YEAR 2031 --------

-------- YEAR 2032 --------

-------- YEAR 2033 --------

-------- YEAR 2034 --------

NOTE: DATA DISPLAYED AFTER 2011 ONLY IF
VALUE CHANGED FROM PREVIOUS YEAR.

AEP EAST
GENERATION AND FUEL MODULE
INPUT SUMMARY REPORT

QUALIFIER = GAF.INPUT.THERMAL UNIT.

GENERATING COMPANIES THERMAL UNIT	4 KPCO	103 PC_UL_SU 1	104 UPC_RCCS 1	105 IGC_NCCS 1	106 IGCC GE 1	107 IGC_RCCS 1	108 CC 2X1FB 1	109 CC 2x1FA 1
-------- YEAR 2035 --------								
-------- YEAR 2036 --------								
-------- YEAR 2037 --------								
-------- YEAR 2038 --------								
-------- YEAR 2039 --------								
-------- YEAR 2040 --------								

GENERATING COMPANIES THERMAL UNIT	4 KPCO	110 CC 1x17H 1	111 BS2_CC 1	114 CT GE7FA 1	115 CT_GE7EA 1	119 0	120 0	124 BS2_FGD 2
-------- YEAR 2011 --------								
OWNERSHIP RATIO	RATIO	0.00	1.00	0.00	0.00	0.00	0.00	1.00
-------- YEAR 2012 --------								
-------- YEAR 2013 --------								
-------- YEAR 2014 --------								
-------- YEAR 2015 --------								
-------- YEAR 2016 --------								
-------- YEAR 2017 --------								
-------- YEAR 2018 --------								
-------- YEAR 2019 --------								
-------- YEAR 2020 --------								
-------- YEAR 2021 --------								
-------- YEAR 2022 --------								
-------- YEAR 2023 --------								
-------- YEAR 2024 --------								
-------- YEAR 2025 --------								
-------- YEAR 2026 --------								
-------- YEAR 2027 --------								
-------- YEAR 2028 --------								
-------- YEAR 2029 --------								
-------- YEAR 2030 --------								
-------- YEAR 2031 --------								
-------- YEAR 2032 --------								
-------- YEAR 2033 --------								
-------- YEAR 2034 --------								
-------- YEAR 2035 --------								
-------- YEAR 2036 --------								
-------- YEAR 2037 --------								
-------- YEAR 2038 --------								
-------- YEAR 2039 --------								
-------- YEAR 2040 --------								

GENERATING COMPANIES THERMAL UNIT	4 KPCO	125 BS1_FGD 1	126 CSV5_SCR 5	127 CSV6_SCR 6	129 CR1_NGCC 1	130 CR2_NGCC 2	131 MR5_NGCC 5	132 MR5_FGD 5
-------- YEAR 2011 --------								
OWNERSHIP RATIO	RATIO	1.00	0.00	0.00	0.00	0.00	0.00	0.00
-------- YEAR 2012 --------								
-------- YEAR 2013 --------								
-------- YEAR 2014 --------								
-------- YEAR 2015 --------								

-------- YEAR 2016 --------

-------- YEAR 2017 --------

-------- YEAR 2018 --------

-------- YEAR 2019 --------

-------- YEAR 2020 --------

-------- YEAR 2021 --------

-------- YEAR 2022 --------

-------- YEAR 2023 --------

-------- YEAR 2024 --------

-------- YEAR 2025 --------

-------- YEAR 2026 --------

-------- YEAR 2027 --------

-------- YEAR 2028 --------

-------- YEAR 2029 --------

-------- YEAR 2030 --------

-------- YEAR 2031 --------

-------- YEAR 2032 --------

-------- YEAR 2033 --------

-------- YEAR 2034 --------

-------- YEAR 2035 --------

-------- YEAR 2036 --------

-------- YEAR 2037 --------

-------- YEAR 2038 --------

-------- YEAR 2039 --------

-------- YEAR 2040 --------

GENERATING COMPANIES	4 KPCO							
THERMAL UNIT		133	134	135	136	137	144	145
		RP1D_IM	RP2D_IM	TAN4_FGD	RP1D_KP	RP2D_KP	TC4_ESP	A390% AP
		1	2	4	1	2	4	3
-------- YEAR 2011 --------								
OWNERSHIP RATIO	RATIO	0.00	0.00	0.00	1.00	1.00	0.00	0.00
-------- YEAR 2012 --------								
-------- YEAR 2013 --------								

NOTE: DATA DISPLAYED AFTER 2011 ONLY IF
VALUE CHANGED FROM PREVIOUS YEAR.

AEP EAST
GENERATION AND FUEL MODULE
INPUT SUMMARY REPORT

QUALIFIER = GAF.INPUT.THERMAL UNIT.

GENERATING COMPANIES THERMAL UNIT	4 KPCO	133 RP1D_IM 1	134 RP2D_IM 2	135 TAN4_FGD 4	136 RP1D_KP 1	137 RP2D_KP 2	144 TC4_ESP 4	145 A390% AP 3
-------- YEAR 2014 --------								
-------- YEAR 2015 --------								
-------- YEAR 2016 --------								
-------- YEAR 2017 --------								
-------- YEAR 2018 --------								
-------- YEAR 2019 --------								
-------- YEAR 2020 --------								
-------- YEAR 2021 --------								
-------- YEAR 2022 --------								
-------- YEAR 2023 --------								
-------- YEAR 2024 --------								
-------- YEAR 2025 --------								
-------- YEAR 2026 --------								
-------- YEAR 2027 --------								
-------- YEAR 2028 --------								
-------- YEAR 2029 --------								
-------- YEAR 2030 --------								
-------- YEAR 2031 --------								
-------- YEAR 2032 --------								
-------- YEAR 2033 --------								
-------- YEAR 2034 --------								
-------- YEAR 2035 --------								
-------- YEAR 2036 --------								
-------- YEAR 2037 --------								
-------- YEAR 2038 --------								
-------- YEAR 2039 --------								
-------- YEAR 2040 --------								

GENERATING COMPANIES THERMAL UNIT	4 KPCO	146 A390%OP 3	147 MTN_90% 1	148 RPT1_90% 1	149 RPT2_90% 2	150 GV1_90% 1	151 GV2_90% 2	153 MTN_18% 1
-------- YEAR 2011 --------								
OWNERSHIP RATIO	RATIO	0.00	0.00	0.00	0.00	0.00	0.00	0.00
-------- YEAR 2012 --------								
-------- YEAR 2013 --------								
-------- YEAR 2014 --------								
-------- YEAR 2015 --------								
-------- YEAR 2016 --------								
-------- YEAR 2017 --------								
-------- YEAR 2018 --------								
-------- YEAR 2019 --------								
-------- YEAR 2020 --------								
-------- YEAR 2021 --------								
-------- YEAR 2022 --------								
-------- YEAR 2023 --------								
-------- YEAR 2024 --------								
-------- YEAR 2025 --------								
-------- YEAR 2026 --------								
-------- YEAR 2027 --------								

-------- YEAR 2028 --------

-------- YEAR 2029 --------

-------- YEAR 2030 --------

-------- YEAR 2031 --------

-------- YEAR 2032 --------

-------- YEAR 2033 --------

-------- YEAR 2034 --------

-------- YEAR 2035 --------

-------- YEAR 2036 --------

-------- YEAR 2037 --------

-------- YEAR 2038 --------

-------- YEAR 2039 --------

-------- YEAR 2040 --------

GENERATING COMPANIES THERMAL UNIT	4 KPCO	154 CC_FA_KP 1	155 CT_OHIO 1	156 CC_OH 1	157 CT_I&M 1	158 CC_I&M 1	159 CT_APCO 1	160 CC_APCO 1
-------- YEAR 2011 --------								
OWNERSHIP RATIO	RATIO	1.00	0.00	0.00	0.00	0.00	0.00	0.00

-------- YEAR 2012 --------

-------- YEAR 2013 --------

-------- YEAR 2014 --------

-------- YEAR 2015 --------

-------- YEAR 2016 --------

-------- YEAR 2017 --------

-------- YEAR 2018 --------

-------- YEAR 2019 --------

-------- YEAR 2020 --------

-------- YEAR 2021 --------

-------- YEAR 2022 --------

-------- YEAR 2023 --------

-------- YEAR 2024 --------

-------- YEAR 2025 --------

NOTE: DATA DISPLAYED AFTER 2011 ONLY IF
VALUE CHANGED FROM PREVIOUS YEAR.

AEP EAST
GENERATION AND FUEL MODULE
INPUT SUMMARY REPORT

QUALIFIER = GAF.INPUT.THERMAL UNIT.

GENERATING COMPANIES THERMAL UNIT	4 KPCO	154 CC_FA_KP 1	155 CT_OHIO 1	156 CC_OH 1	157 CT_I&M 1	158 CC_I&M 1	159 CT_APCO 1	160 CC_APCO 1
-------- YEAR 2026 --------								
-------- YEAR 2027 --------								
-------- YEAR 2028 --------								
-------- YEAR 2029 --------								
-------- YEAR 2030 --------								
-------- YEAR 2031 --------								
-------- YEAR 2032 --------								
-------- YEAR 2033 --------								
-------- YEAR 2034 --------								
-------- YEAR 2035 --------								
-------- YEAR 2036 --------								
-------- YEAR 2037 --------								
-------- YEAR 2038 --------								
-------- YEAR 2039 --------								
-------- YEAR 2040 --------								

GENERATING COMPANIES THERMAL UNIT	4 KPCO	161 CT_KPCO 1	162 CC_KPCO 1	163 BS2 FGD 1	164 BS2 FGD 5	165 BS2 FGD 22	166 BS2 FGD 23	168 IGCC AP 1
-------- YEAR 2011 --------								
OWNERSHIP RATIO	RATIO	1.00	1.00	1.00	1.00	1.00	1.00	0.00
-------- YEAR 2012 --------								
-------- YEAR 2013 --------								
-------- YEAR 2014 --------								
-------- YEAR 2015 --------								
-------- YEAR 2016 --------								
-------- YEAR 2017 --------								
-------- YEAR 2018 --------								
-------- YEAR 2019 --------								
-------- YEAR 2020 --------								
-------- YEAR 2021 --------								
-------- YEAR 2022 --------								
-------- YEAR 2023 --------								
-------- YEAR 2024 --------								
-------- YEAR 2025 --------								
-------- YEAR 2026 --------								
-------- YEAR 2027 --------								
-------- YEAR 2028 --------								
-------- YEAR 2029 --------								
-------- YEAR 2030 --------								
-------- YEAR 2031 --------								
-------- YEAR 2032 --------								
-------- YEAR 2033 --------								
-------- YEAR 2034 --------								
-------- YEAR 2035 --------								
-------- YEAR 2036 --------								
-------- YEAR 2037 --------								
-------- YEAR 2038 --------								
-------- YEAR 2039 --------								

-------- YEAR 2040 --------

GENERATING COMPANIES THERMAL UNIT	4 KPCO	169 PC_UL_AP 1	170 Nuke_AP 1	171 IGCC IM 1	172 PC_UL_IM 1	173 NUKE_IM 1	174 IGCC KP 1	175 PC_UL_KP 1
-------- YEAR 2011 --------								
OWNERSHIP RATIO	RATIO	0.00	0.00	0.00	0.00	0.00	1.00	1.00
-------- YEAR 2012 --------								
-------- YEAR 2013 --------								
-------- YEAR 2014 --------								
-------- YEAR 2015 --------								
-------- YEAR 2016 --------								
-------- YEAR 2017 --------								
-------- YEAR 2018 --------								
-------- YEAR 2019 --------								
-------- YEAR 2020 --------								
-------- YEAR 2021 --------								
-------- YEAR 2022 --------								
-------- YEAR 2023 --------								
-------- YEAR 2024 --------								
-------- YEAR 2025 --------								
-------- YEAR 2026 --------								
-------- YEAR 2027 --------								
-------- YEAR 2028 --------								
-------- YEAR 2029 --------								
-------- YEAR 2030 --------								
-------- YEAR 2031 --------								
-------- YEAR 2032 --------								
-------- YEAR 2033 --------								
-------- YEAR 2034 --------								
-------- YEAR 2035 --------								
-------- YEAR 2036 --------								
-------- YEAR 2037 --------								

NOTE: DATA DISPLAYED AFTER 2011 ONLY IF
VALUE CHANGED FROM PREVIOUS YEAR.

AEP EAST
GENERATION AND FUEL MODULE
INPUT SUMMARY REPORT

QUALIFIER = GAF.INPUT.THERMAL UNIT.

GENERATING COMPANIES THERMAL UNIT	4 KPCO	169 PC_UL_AP 1	170 Nuke_AP 1	171 IGCC IM 1	172 PC_UL_IM 1	173 NUKE_IM 1	174 IGCC KP 1	175 PC_UL_KP 1
-------- YEAR 2038 --------								
-------- YEAR 2039 --------								
-------- YEAR 2040 --------								

GENERATING COMPANIES THERMAL UNIT	4 KPCO	176 NUKE_KP 1	177 IGCC OH 1	178 PC_UL_OH 1	179 NUKE OH 1	181 RP1D_03 1	182 RP1D_04 1	183 RP1D_08 1
-------- YEAR 2011 --------								
OWNERSHIP RATIO	RATIO	1.00	0.00	0.00	0.00	0.00	0.00	0.00
-------- YEAR 2012 --------								
-------- YEAR 2013 --------								
-------- YEAR 2014 --------								
-------- YEAR 2015 --------								
-------- YEAR 2016 --------								
-------- YEAR 2017 --------								
-------- YEAR 2018 --------								
-------- YEAR 2019 --------								
-------- YEAR 2020 --------								
-------- YEAR 2021 --------								
-------- YEAR 2022 --------								
-------- YEAR 2023 --------								
-------- YEAR 2024 --------								
-------- YEAR 2025 --------								
-------- YEAR 2026 --------								
-------- YEAR 2027 --------								
-------- YEAR 2028 --------								
-------- YEAR 2029 --------								
-------- YEAR 2030 --------								
-------- YEAR 2031 --------								
-------- YEAR 2032 --------								
-------- YEAR 2033 --------								
-------- YEAR 2034 --------								
-------- YEAR 2035 --------								
-------- YEAR 2036 --------								
-------- YEAR 2037 --------								
-------- YEAR 2038 --------								
-------- YEAR 2039 --------								
-------- YEAR 2040 --------								

GENERATING COMPANIES THERMAL UNIT	4 KPCO	184 RP1D_20 1	186 RP1TR_IM 1	187 RP2TR_IM 2	188 RP1TR_KP 1	189 RP2TR_KP 2	190 T4_TRONA 4	191 T4_TRCCR 4
-------- YEAR 2011 --------								
OWNERSHIP RATIO	RATIO	0.00	0.00	0.00	1.00	1.00	0.00	0.00
-------- YEAR 2012 --------								
-------- YEAR 2013 --------								
-------- YEAR 2014 --------								
-------- YEAR 2015 --------								
-------- YEAR 2016 --------								
-------- YEAR 2017 --------								
-------- YEAR 2018 --------								

-------- YEAR 2019 --------

-------- YEAR 2020 --------

-------- YEAR 2021 --------

-------- YEAR 2022 --------

-------- YEAR 2023 --------

-------- YEAR 2024 --------

-------- YEAR 2025 --------

-------- YEAR 2026 --------

-------- YEAR 2027 --------

-------- YEAR 2028 --------

-------- YEAR 2029 --------

-------- YEAR 2030 --------

-------- YEAR 2031 --------

-------- YEAR 2032 --------

-------- YEAR 2033 --------

-------- YEAR 2034 --------

-------- YEAR 2035 --------

-------- YEAR 2036 --------

-------- YEAR 2037 --------

-------- YEAR 2038 --------

-------- YEAR 2039 --------

-------- YEAR 2040 --------

GENERATING COMPANIES THERMAL UNIT	4 KPCO	223 MR_STKR1 1	224 MR_STKR2 1	228 AMS3_SI 3	229 BS2_SI 2	230 MR5_CF 5	231 MR5_SI 5	232 RPT1_CF 1
-------- YEAR 2011 --------								
OWNERSHIP RATIO	RATIO	0.00	0.00	0.00	1.00	0.00	0.00	0.00

-------- YEAR 2012 --------

-------- YEAR 2013 --------

-------- YEAR 2014 --------

-------- YEAR 2015 --------

-------- YEAR 2016 --------

NOTE: DATA DISPLAYED AFTER 2011 ONLY IF
VALUE CHANGED FROM PREVIOUS YEAR.

AEP EAST
GENERATION AND FUEL MODULE
INPUT SUMMARY REPORT

QUALIFIER = GAF.INPUT.THERMAL UNIT.

GENERATING COMPANIES THERMAL UNIT	4 KPCO	223 MR_STKR1 1	224 MR_STKR2 1	228 AMS3_SI 3	229 BS2_SI 2	230 MR5_CF 5	231 MR5_SI 5	232 RPT1_CF 1
-------- YEAR 2017 --------								
-------- YEAR 2018 --------								
-------- YEAR 2019 --------								
-------- YEAR 2020 --------								
-------- YEAR 2021 --------								
-------- YEAR 2022 --------								
-------- YEAR 2023 --------								
-------- YEAR 2024 --------								
-------- YEAR 2025 --------								
-------- YEAR 2026 --------								
-------- YEAR 2027 --------								
-------- YEAR 2028 --------								
-------- YEAR 2029 --------								
-------- YEAR 2030 --------								
-------- YEAR 2031 --------								
-------- YEAR 2032 --------								
-------- YEAR 2033 --------								
-------- YEAR 2034 --------								
-------- YEAR 2035 --------								
-------- YEAR 2036 --------								
-------- YEAR 2037 --------								
-------- YEAR 2038 --------								
-------- YEAR 2039 --------								
-------- YEAR 2040 --------								

GENERATING COMPANIES THERMAL UNIT	4 KPCO	233 RPT2_CF 2	234 RPT1_SI 1	235 RPT2_SI 2	251 DC1_HPT 1	252 DC1_IS 1	253 DC1_EFF 1	254 DC1_17 1
-------- YEAR 2011 --------								
OWNERSHIP RATIO	RATIO	0.00	0.00	0.00	0.00	0.00	0.00	0.00
-------- YEAR 2012 --------								
-------- YEAR 2013 --------								
-------- YEAR 2014 --------								
-------- YEAR 2015 --------								
-------- YEAR 2016 --------								
-------- YEAR 2017 --------								
-------- YEAR 2018 --------								
-------- YEAR 2019 --------								
-------- YEAR 2020 --------								
-------- YEAR 2021 --------								
-------- YEAR 2022 --------								
-------- YEAR 2023 --------								
-------- YEAR 2024 --------								
-------- YEAR 2025 --------								
-------- YEAR 2026 --------								
-------- YEAR 2027 --------								
-------- YEAR 2028 --------								
-------- YEAR 2029 --------								
-------- YEAR 2030 --------								

-------- YEAR 2031 --------

-------- YEAR 2032 --------

-------- YEAR 2033 --------

-------- YEAR 2034 --------

-------- YEAR 2035 --------

-------- YEAR 2036 --------

-------- YEAR 2037 --------

-------- YEAR 2038 --------

-------- YEAR 2039 --------

-------- YEAR 2040 --------

GENERATING COMPANIES THERMAL UNIT	4 KPCO	255 DC1_3800 1	257 DC2_HPT 2	258 DC2_EFF 2	259 DC2_SPU 2	260 DC2_3800 2	269 BIGSD_15 1	270 BIGSD_GP 1
-------- YEAR 2011 --------								
OWNERSHIP RATIO	RATIO	0.00	0.00	0.00	0.00	0.00	1.00	1.00

-------- YEAR 2012 --------

-------- YEAR 2013 --------

-------- YEAR 2014 --------

-------- YEAR 2015 --------

-------- YEAR 2016 --------

-------- YEAR 2017 --------

-------- YEAR 2018 --------

-------- YEAR 2019 --------

-------- YEAR 2020 --------

-------- YEAR 2021 --------

-------- YEAR 2022 --------

-------- YEAR 2023 --------

-------- YEAR 2024 --------

-------- YEAR 2025 --------

-------- YEAR 2026 --------

-------- YEAR 2027 --------

-------- YEAR 2028 --------

NOTE: DATA DISPLAYED AFTER 2011 ONLY IF
VALUE CHANGED FROM PREVIOUS YEAR.

AEP EAST
GENERATION AND FUEL MODULE
INPUT SUMMARY REPORT

QUALIFIER = GAF.INPUT.THERMAL UNIT.

GENERATING COMPANIES THERMAL UNIT	4 KPCO	255 DC1_3800 1	257 DC2_HPT 2	258 DC2_EFF 2	259 DC2_SPU 2	260 DC2_3800 2	269 BIGSD_15 1	270 BIGSD_GP 1
-------- YEAR 2029 --------								
-------- YEAR 2030 --------								
-------- YEAR 2031 --------								
-------- YEAR 2032 --------								
-------- YEAR 2033 --------								
-------- YEAR 2034 --------								
-------- YEAR 2035 --------								
-------- YEAR 2036 --------								
-------- YEAR 2037 --------								
-------- YEAR 2038 --------								
-------- YEAR 2039 --------								
-------- YEAR 2040 --------								

GENERATING COMPANIES THERMAL UNIT	4 KPCO	271 CLN_Q_HM 1	272 CLN_Q_15 1	273 CLN_Q_HM 2	274 CLN_Q_15 2	275 CLN_Q_HM 3	276 CLN_Q_15 3	277 CVL_3_HM 3
-------- YEAR 2011 --------								
OWNERSHIP RATIO	RATIO	0.00	0.00	0.00	0.00	0.00	0.00	0.00
-------- YEAR 2012 --------								
-------- YEAR 2013 --------								
-------- YEAR 2014 --------								
-------- YEAR 2015 --------								
-------- YEAR 2016 --------								
-------- YEAR 2017 --------								
-------- YEAR 2018 --------								
-------- YEAR 2019 --------								
-------- YEAR 2020 --------								
-------- YEAR 2021 --------								
-------- YEAR 2022 --------								
-------- YEAR 2023 --------								
-------- YEAR 2024 --------								
-------- YEAR 2025 --------								
-------- YEAR 2026 --------								
-------- YEAR 2027 --------								
-------- YEAR 2028 --------								
-------- YEAR 2029 --------								
-------- YEAR 2030 --------								
-------- YEAR 2031 --------								
-------- YEAR 2032 --------								
-------- YEAR 2033 --------								
-------- YEAR 2034 --------								
-------- YEAR 2035 --------								
-------- YEAR 2036 --------								
-------- YEAR 2037 --------								
-------- YEAR 2038 --------								
-------- YEAR 2039 --------								
-------- YEAR 2040 --------								

GENERATING COMPANIES THERMAL UNIT	4 KPCO	278 CVL_3_10 3	279 GLN_5_HM 5	280 GLN_5_15 5	281 GLN_6_HM 6	282 GLN_6_15 6	283 KMR_F_HM 1	284 KMR_F_GP 1

-------- YEAR 2011 --------								
OWNERSHIP RATIO	RATIO	0.00	0.00	0.00	0.00	0.00	0.00	0.00
-------- YEAR 2012 --------								
-------- YEAR 2013 --------								
-------- YEAR 2014 --------								
-------- YEAR 2015 --------								
-------- YEAR 2016 --------								
-------- YEAR 2017 --------								
-------- YEAR 2018 --------								
-------- YEAR 2019 --------								
-------- YEAR 2020 --------								
-------- YEAR 2021 --------								
-------- YEAR 2022 --------								
-------- YEAR 2023 --------								
-------- YEAR 2024 --------								
-------- YEAR 2025 --------								
-------- YEAR 2026 --------								
-------- YEAR 2027 --------								
-------- YEAR 2028 --------								
-------- YEAR 2029 --------								
-------- YEAR 2030 --------								
-------- YEAR 2031 --------								
-------- YEAR 2032 --------								
-------- YEAR 2033 --------								
-------- YEAR 2034 --------								
-------- YEAR 2035 --------								
-------- YEAR 2036 --------								
-------- YEAR 2037 --------								
-------- YEAR 2038 --------								
-------- YEAR 2039 --------								
-------- YEAR 2040 --------								

NOTE: DATA DISPLAYED AFTER 2011 ONLY IF
VALUE CHANGED FROM PREVIOUS YEAR.

AEP EAST
GENERATION AND FUEL MODULE
INPUT SUMMARY REPORT

QUALIFIER = GAF.INPUT.THERMAL UNIT.

GENERATING COMPANIES THERMAL UNIT	4 KPCO	285 KMR_F_HM 2	286 KMR_F_GP 2	287 KMR_F_HM 3	288 KMR_F_GP 3	289 KWA_1_HM 1	290 KWA_1_15 1	291 KWA_2_HM 2
-------- YEAR 2011 --------								
OWNERSHIP RATIO	RATIO	0.00	0.00	0.00	0.00	0.00	0.00	0.00
-------- YEAR 2012 --------								
-------- YEAR 2013 --------								
-------- YEAR 2014 --------								
-------- YEAR 2015 --------								
-------- YEAR 2016 --------								
-------- YEAR 2017 --------								
-------- YEAR 2018 --------								
-------- YEAR 2019 --------								
-------- YEAR 2020 --------								
-------- YEAR 2021 --------								
-------- YEAR 2022 --------								
-------- YEAR 2023 --------								
-------- YEAR 2024 --------								
-------- YEAR 2025 --------								
-------- YEAR 2026 --------								
-------- YEAR 2027 --------								
-------- YEAR 2028 --------								
-------- YEAR 2029 --------								
-------- YEAR 2030 --------								
-------- YEAR 2031 --------								
-------- YEAR 2032 --------								
-------- YEAR 2033 --------								
-------- YEAR 2034 --------								
-------- YEAR 2035 --------								
-------- YEAR 2036 --------								
-------- YEAR 2037 --------								
-------- YEAR 2038 --------								
-------- YEAR 2039 --------								
-------- YEAR 2040 --------								

GENERATING COMPANIES THERMAL UNIT	4 KPCO	292 KWA_2_15 2	293 MSKR1_HM 1	294 MSKR1_12 1	295 MSKR2_HM 2	296 MSKR2_12 2	297 MSKR3_GP 3	298 MR3HM_12 3
-------- YEAR 2011 --------								
OWNERSHIP RATIO	RATIO	0.00	0.00	0.00	0.00	0.00	0.00	0.00
-------- YEAR 2012 --------								
-------- YEAR 2013 --------								
-------- YEAR 2014 --------								
-------- YEAR 2015 --------								
-------- YEAR 2016 --------								
-------- YEAR 2017 --------								
-------- YEAR 2018 --------								
-------- YEAR 2019 --------								
-------- YEAR 2020 --------								
-------- YEAR 2021 --------								
-------- YEAR 2022 --------								
-------- YEAR 2023 --------								
-------- YEAR 2024 --------								

-------- YEAR 2025 --------

-------- YEAR 2026 --------

-------- YEAR 2027 --------

-------- YEAR 2028 --------

-------- YEAR 2029 --------

-------- YEAR 2030 --------

-------- YEAR 2031 --------

-------- YEAR 2032 --------

-------- YEAR 2033 --------

-------- YEAR 2034 --------

-------- YEAR 2035 --------

-------- YEAR 2036 --------

-------- YEAR 2037 --------

-------- YEAR 2038 --------

-------- YEAR 2039 --------

-------- YEAR 2040 --------

GENERATING COMPANIES THERMAL UNIT	4 KPCO	299 MSKR4_GP 4	300 M4HM_12 4	301 PICWY_HM 5	302 PICWY_GP 5	303 SP1_F_HM 1	304 SP1_F_15 1	305 SP2_F_HM 2
-------- YEAR 2011 --------								
OWNERSHIP RATIO	RATIO	0.00	0.00	0.00	0.00	0.00	0.00	0.00

-------- YEAR 2012 --------

-------- YEAR 2013 --------

-------- YEAR 2014 --------

-------- YEAR 2015 --------

-------- YEAR 2016 --------

-------- YEAR 2017 --------

-------- YEAR 2018 --------

-------- YEAR 2019 --------

-------- YEAR 2020 --------

-------- YEAR 2021 --------

-------- YEAR 2022 --------

NOTE: DATA DISPLAYED AFTER 2011 ONLY IF
VALUE CHANGED FROM PREVIOUS YEAR.

AEP EAST
GENERATION AND FUEL MODULE
INPUT SUMMARY REPORT

QUALIFIER = GAF.INPUT.THERMAL UNIT.

GENERATING COMPANIES THERMAL UNIT	4 KPCO	299 MSKR4_GP 4	300 M4HM_12 4	301 PICWY_HM 5	302 PICWY_GP 5	303 SP1_F_HM 1	304 SP1_F_15 1	305 SP2_F_HM 2
-------- YEAR 2023 --------								
-------- YEAR 2024 --------								
-------- YEAR 2025 --------								
-------- YEAR 2026 --------								
-------- YEAR 2027 --------								
-------- YEAR 2028 --------								
-------- YEAR 2029 --------								
-------- YEAR 2030 --------								
-------- YEAR 2031 --------								
-------- YEAR 2032 --------								
-------- YEAR 2033 --------								
-------- YEAR 2034 --------								
-------- YEAR 2035 --------								
-------- YEAR 2036 --------								
-------- YEAR 2037 --------								
-------- YEAR 2038 --------								
-------- YEAR 2039 --------								
-------- YEAR 2040 --------								

GENERATING COMPANIES THERMAL UNIT	4 KPCO	306 SP2_F_15 2	307 SP3_Q_HM 3	308 SP3_Q_15 3	309 SP4_Q_HM 4	310 SP4_Q_15 4	311 SP5_HM 5	312 SP5_15 5
-------- YEAR 2011 --------								
OWNERSHIP RATIO	RATIO	0.00	0.00	0.00	0.00	0.00	0.00	0.00
-------- YEAR 2012 --------								
-------- YEAR 2013 --------								
-------- YEAR 2014 --------								
-------- YEAR 2015 --------								
-------- YEAR 2016 --------								
-------- YEAR 2017 --------								
-------- YEAR 2018 --------								
-------- YEAR 2019 --------								
-------- YEAR 2020 --------								
-------- YEAR 2021 --------								
-------- YEAR 2022 --------								
-------- YEAR 2023 --------								
-------- YEAR 2024 --------								
-------- YEAR 2025 --------								
-------- YEAR 2026 --------								
-------- YEAR 2027 --------								
-------- YEAR 2028 --------								
-------- YEAR 2029 --------								
-------- YEAR 2030 --------								
-------- YEAR 2031 --------								
-------- YEAR 2032 --------								
-------- YEAR 2033 --------								
-------- YEAR 2034 --------								
-------- YEAR 2035 --------								
-------- YEAR 2036 --------								

-------- YEAR 2037 --------

-------- YEAR 2038 --------

-------- YEAR 2039 --------

-------- YEAR 2040 --------

GENERATING COMPANIES THERMAL UNIT	4 KPCO	313 TNR_F_HM 1	314 TNR_F_15 1	315 TNR_F_HM 2	316 TNR_F_15 2	317 TNR_F_HM 3	318 TNR_F_15 3	319 PW_GP_15 5
-------- YEAR 2011 --------								
OWNERSHIP RATIO	RATIO	0.00	0.00	0.00	0.00	0.00	0.00	0.00

-------- YEAR 2012 --------

-------- YEAR 2013 --------

-------- YEAR 2014 --------

-------- YEAR 2015 --------

-------- YEAR 2016 --------

-------- YEAR 2017 --------

-------- YEAR 2018 --------

-------- YEAR 2019 --------

-------- YEAR 2020 --------

-------- YEAR 2021 --------

-------- YEAR 2022 --------

-------- YEAR 2023 --------

-------- YEAR 2024 --------

-------- YEAR 2025 --------

-------- YEAR 2026 --------

-------- YEAR 2027 --------

-------- YEAR 2028 --------

-------- YEAR 2029 --------

-------- YEAR 2030 --------

-------- YEAR 2031 --------

-------- YEAR 2032 --------

-------- YEAR 2033 --------

-------- YEAR 2034 --------

NOTE: DATA DISPLAYED AFTER 2011 ONLY IF
VALUE CHANGED FROM PREVIOUS YEAR.

AEP EAST
GENERATION AND FUEL MODULE
INPUT SUMMARY REPORT

QUALIFIER = GAF.INPUT.THERMAL UNIT.

GENERATING COMPANIES THERMAL UNIT	4 KPCO	313 TNR_F_HM 1	314 TNR_F_15 1	315 TNR_F_HM 2	316 TNR_F_15 2	317 TNR_F_HM 3	318 TNR_F_15 3	319 PW_GP_15 5
-------- YEAR 2035 --------								
-------- YEAR 2036 --------								
-------- YEAR 2037 --------								
-------- YEAR 2038 --------								
-------- YEAR 2039 --------								
-------- YEAR 2040 --------								

GENERATING COMPANIES THERMAL UNIT	4 KPCO	320 RHills 1 1	500 DUMMY_OP 0	501 DUMMY_IM 0	502 DUMMY_AP 0	503 DUMMY_KP 0	958 CC_KPCO 958	959 RP2D_KP 959
-------- YEAR 2011 --------								
OWNERSHIP RATIO	RATIO	0.00	0.00	0.00	0.00	1.00	1.00	1.00
-------- YEAR 2012 --------								
-------- YEAR 2013 --------								
-------- YEAR 2014 --------								
-------- YEAR 2015 --------								
-------- YEAR 2016 --------								
-------- YEAR 2017 --------								
-------- YEAR 2018 --------								
-------- YEAR 2019 --------								
-------- YEAR 2020 --------								
-------- YEAR 2021 --------								
-------- YEAR 2022 --------								
-------- YEAR 2023 --------								
-------- YEAR 2024 --------								
-------- YEAR 2025 --------								
-------- YEAR 2026 --------								
-------- YEAR 2027 --------								
-------- YEAR 2028 --------								
-------- YEAR 2029 --------								
-------- YEAR 2030 --------								
-------- YEAR 2031 --------								
-------- YEAR 2032 --------								
-------- YEAR 2033 --------								
-------- YEAR 2034 --------								
-------- YEAR 2035 --------								
-------- YEAR 2036 --------								
-------- YEAR 2037 --------								
-------- YEAR 2038 --------								
-------- YEAR 2039 --------								
-------- YEAR 2040 --------								

GENERATING COMPANIES THERMAL UNIT	4 KPCO	960 RP2D_IM 960	961 CSV6_SCR 961	962 CSV5_SCR 962	963 DUMMY_OP 963	964 DUMMY_OP 964	965 RP1D_03 965	966 RP1D_KP 966
-------- YEAR 2011 --------								
OWNERSHIP RATIO	RATIO	0.00	0.00	0.00	0.00	0.00	0.00	1.00
-------- YEAR 2012 --------								
-------- YEAR 2013 --------								
-------- YEAR 2014 --------								
-------- YEAR 2015 --------								

-------- YEAR 2016 --------

-------- YEAR 2017 --------

-------- YEAR 2018 --------

-------- YEAR 2019 --------

-------- YEAR 2020 --------

-------- YEAR 2021 --------

-------- YEAR 2022 --------

-------- YEAR 2023 --------

-------- YEAR 2024 --------

-------- YEAR 2025 --------

-------- YEAR 2026 --------

-------- YEAR 2027 --------

-------- YEAR 2028 --------

-------- YEAR 2029 --------

-------- YEAR 2030 --------

-------- YEAR 2031 --------

-------- YEAR 2032 --------

-------- YEAR 2033 --------

-------- YEAR 2034 --------

-------- YEAR 2035 --------

-------- YEAR 2036 --------

-------- YEAR 2037 --------

-------- YEAR 2038 --------

-------- YEAR 2039 --------

-------- YEAR 2040 --------

GENERATING COMPANIES THERMAL UNIT	4 KPCO	967 BS2 FGD 967	968 CR2_NGCC 968	969 CR1_NGCC 969	970 MR5_NGCC 970	971 DUMMY_OP 971	972 DUMMY_OP 972	973 DUMMY_OP 973
-------- YEAR 2011 --------								
OWNERSHIP RATIO	RATIO	1.00	0.00	0.00	0.00	0.00	0.00	0.00

-------- YEAR 2012 --------

-------- YEAR 2013 --------

NOTE: DATA DISPLAYED AFTER 2011 ONLY IF
VALUE CHANGED FROM PREVIOUS YEAR.

AEP EAST
GENERATION AND FUEL MODULE
INPUT SUMMARY REPORT

QUALIFIER = GAF.INPUT.THERMAL UNIT.

GENERATING COMPANIES THERMAL UNIT	4 KPCO	967 BS2 FGD 967	968 CR2_NGCC 968	969 CR1_NGCC 969	970 MR5_NGCC 970	971 DUMMY_OP 971	972 DUMMY_OP 972	973 DUMMY_OP 973
-------- YEAR 2014 --------								
-------- YEAR 2015 --------								
-------- YEAR 2016 --------								
-------- YEAR 2017 --------								
-------- YEAR 2018 --------								
-------- YEAR 2019 --------								
-------- YEAR 2020 --------								
-------- YEAR 2021 --------								
-------- YEAR 2022 --------								
-------- YEAR 2023 --------								
-------- YEAR 2024 --------								
-------- YEAR 2025 --------								
-------- YEAR 2026 --------								
-------- YEAR 2027 --------								
-------- YEAR 2028 --------								
-------- YEAR 2029 --------								
-------- YEAR 2030 --------								
-------- YEAR 2031 --------								
-------- YEAR 2032 --------								
-------- YEAR 2033 --------								
-------- YEAR 2034 --------								
-------- YEAR 2035 --------								
-------- YEAR 2036 --------								
-------- YEAR 2037 --------								
-------- YEAR 2038 --------								
-------- YEAR 2039 --------								
-------- YEAR 2040 --------								

GENERATING COMPANIES THERMAL UNIT	4 KPCO	974 DUMMY_OP 974	975 DUMMY_OP 975	976 DUMMY_OP 976	977 DUMMY_OP 977	978 DUMMY_OP 978	979 DUMMY_OP 979	980 DUMMY_OP 980
-------- YEAR 2011 --------								
OWNERSHIP RATIO	RATIO	0.00	0.00	0.00	0.00	0.00	0.00	0.00
-------- YEAR 2012 --------								
-------- YEAR 2013 --------								
-------- YEAR 2014 --------								
-------- YEAR 2015 --------								
-------- YEAR 2016 --------								
-------- YEAR 2017 --------								
-------- YEAR 2018 --------								
-------- YEAR 2019 --------								
-------- YEAR 2020 --------								
-------- YEAR 2021 --------								
-------- YEAR 2022 --------								
-------- YEAR 2023 --------								
-------- YEAR 2024 --------								
-------- YEAR 2025 --------								
-------- YEAR 2026 --------								
-------- YEAR 2027 --------								

-------- YEAR 2028 --------

-------- YEAR 2029 --------

-------- YEAR 2030 --------

-------- YEAR 2031 --------

-------- YEAR 2032 --------

-------- YEAR 2033 --------

-------- YEAR 2034 --------

-------- YEAR 2035 --------

-------- YEAR 2036 --------

-------- YEAR 2037 --------

-------- YEAR 2038 --------

-------- YEAR 2039 --------

-------- YEAR 2040 --------

GENERATING COMPANIES THERMAL UNIT	4 KPCO	981 DUMMY_OP 981	982 DUMMY_OP 982	983 DUMMY_OP 983	984 DUMMY_OP 984	985 DUMMY_OP 985	986 DUMMY_OP 986	987 DUMMY_OP 987
-------- YEAR 2011 --------								
OWNERSHIP RATIO	RATIO	0.00	0.00	0.00	0.00	0.00	0.00	0.00

-------- YEAR 2012 --------

-------- YEAR 2013 --------

-------- YEAR 2014 --------

-------- YEAR 2015 --------

-------- YEAR 2016 --------

-------- YEAR 2017 --------

-------- YEAR 2018 --------

-------- YEAR 2019 --------

-------- YEAR 2020 --------

-------- YEAR 2021 --------

-------- YEAR 2022 --------

-------- YEAR 2023 --------

-------- YEAR 2024 --------

-------- YEAR 2025 --------

NOTE: DATA DISPLAYED AFTER 2011 ONLY IF
VALUE CHANGED FROM PREVIOUS YEAR.

AEP EAST
GENERATION AND FUEL MODULE
INPUT SUMMARY REPORT

QUALIFIER = GAF.INPUT.THERMAL UNIT.

GENERATING COMPANIES THERMAL UNIT	4 KPCO	981 DUMMY_OP 981	982 DUMMY_OP 982	983 DUMMY_OP 983	984 DUMMY_OP 984	985 DUMMY_OP 985	986 DUMMY_OP 986	987 DUMMY_OP 987
-------- YEAR 2026 --------								
-------- YEAR 2027 --------								
-------- YEAR 2028 --------								
-------- YEAR 2029 --------								
-------- YEAR 2030 --------								
-------- YEAR 2031 --------								
-------- YEAR 2032 --------								
-------- YEAR 2033 --------								
-------- YEAR 2034 --------								
-------- YEAR 2035 --------								
-------- YEAR 2036 --------								
-------- YEAR 2037 --------								
-------- YEAR 2038 --------								
-------- YEAR 2039 --------								
-------- YEAR 2040 --------								

GENERATING COMPANIES THERMAL UNIT	4 KPCO	988 DUMMY_OP 988	989 DUMMY_OP 989	990 DUMMY_OP 990	991 DUMMY_OP 991	992 DUMMY_OP 992	993 DUMMY_OP 993	994 DUMMY_OP 994
-------- YEAR 2011 --------								
OWNERSHIP RATIO	RATIO	0.00	0.00	0.00	0.00	0.00	0.00	0.00
-------- YEAR 2012 --------								
-------- YEAR 2013 --------								
-------- YEAR 2014 --------								
-------- YEAR 2015 --------								
-------- YEAR 2016 --------								
-------- YEAR 2017 --------								
-------- YEAR 2018 --------								
-------- YEAR 2019 --------								
-------- YEAR 2020 --------								
-------- YEAR 2021 --------								
-------- YEAR 2022 --------								
-------- YEAR 2023 --------								
-------- YEAR 2024 --------								
-------- YEAR 2025 --------								
-------- YEAR 2026 --------								
-------- YEAR 2027 --------								
-------- YEAR 2028 --------								
-------- YEAR 2029 --------								
-------- YEAR 2030 --------								
-------- YEAR 2031 --------								
-------- YEAR 2032 --------								
-------- YEAR 2033 --------								
-------- YEAR 2034 --------								
-------- YEAR 2035 --------								
-------- YEAR 2036 --------								
-------- YEAR 2037 --------								
-------- YEAR 2038 --------								
-------- YEAR 2039 --------								

-------- YEAR 2040 --------

GENERATING COMPANIES THERMAL UNIT	4 KPCO	995 DUMMY_OP 995	996 T4_TRONA 996	997 RP2TR_KP 997	998 RP2TR_IM 998	999 DUMMY_OP 999
-------- YEAR 2011 --------						
OWNERSHIP RATIO	RATIO	0.00	0.00	1.00	0.00	0.00

-------- YEAR 2012 --------

-------- YEAR 2013 --------

-------- YEAR 2014 --------

-------- YEAR 2015 --------

-------- YEAR 2016 --------

-------- YEAR 2017 --------

-------- YEAR 2018 --------

-------- YEAR 2019 --------

-------- YEAR 2020 --------

-------- YEAR 2021 --------

-------- YEAR 2022 --------

-------- YEAR 2023 --------

-------- YEAR 2024 --------

-------- YEAR 2025 --------

-------- YEAR 2026 --------

-------- YEAR 2027 --------

-------- YEAR 2028 --------

-------- YEAR 2029 --------

-------- YEAR 2030 --------

-------- YEAR 2031 --------

-------- YEAR 2032 --------

-------- YEAR 2033 --------

-------- YEAR 2034 --------

-------- YEAR 2035 --------

-------- YEAR 2036 --------

-------- YEAR 2037 --------

NOTE: DATA DISPLAYED AFTER 2011 ONLY IF
VALUE CHANGED FROM PREVIOUS YEAR.

AEP EAST
GENERATION AND FUEL MODULE
INPUT SUMMARY REPORT

QUALIFIER = GAF.INPUT.THERMAL UNIT.

GENERATING COMPANIES	4 KPCO					
THERMAL UNIT		995	996	997	998	999
		DUMMY_OP	T4_TRONA	RP2TR_KP	RP2TR_IM	DUMMY_OP
		995	996	997	998	999
-------- YEAR 2038 --------						
-------- YEAR 2039 --------						
-------- YEAR 2040 --------						

GENERATING COMPANIES	7							
THERMAL UNIT		1	2	3	4	5	6	7
		AMOS	AMOS	AMOS_OP	BECKJORD	BIG SAND	BIG SAND	CARD 1+2
		1	2	3	6	1	2	1
-------- YEAR 2011 --------								
OWNERSHIP RATIO	RATIO	0.00	0.00	0.00	0.00	0.00	0.00	0.00
-------- YEAR 2012 --------								
-------- YEAR 2013 --------								
-------- YEAR 2014 --------								
-------- YEAR 2015 --------								
-------- YEAR 2016 --------								
-------- YEAR 2017 --------								
-------- YEAR 2018 --------								
-------- YEAR 2019 --------								
-------- YEAR 2020 --------								
-------- YEAR 2021 --------								
-------- YEAR 2022 --------								
-------- YEAR 2023 --------								
-------- YEAR 2024 --------								
-------- YEAR 2025 --------								
-------- YEAR 2026 --------								
-------- YEAR 2027 --------								
-------- YEAR 2028 --------								
-------- YEAR 2029 --------								
-------- YEAR 2030 --------								
-------- YEAR 2031 --------								
-------- YEAR 2032 --------								
-------- YEAR 2033 --------								
-------- YEAR 2034 --------								
-------- YEAR 2035 --------								
-------- YEAR 2036 --------								
-------- YEAR 2037 --------								
-------- YEAR 2038 --------								
-------- YEAR 2039 --------								
-------- YEAR 2040 --------								

GENERATING COMPANIES	7							
THERMAL UNIT		8	9	10	11	12	13	14
		CARD 1+2	CARD 3	CLIFTY	CLIFTY	CLIFTY	CLIFTY	CLIFTY
		2	3	1	2	3	4	5
-------- YEAR 2011 --------								
OWNERSHIP RATIO	RATIO	0.00	0.00	0.00	0.00	0.00	0.00	0.00
-------- YEAR 2012 --------								
-------- YEAR 2013 --------								
-------- YEAR 2014 --------								
-------- YEAR 2015 --------								
-------- YEAR 2016 --------								
-------- YEAR 2017 --------								
-------- YEAR 2018 --------								

-------- YEAR 2019 --------

-------- YEAR 2020 --------

-------- YEAR 2021 --------

-------- YEAR 2022 --------

-------- YEAR 2023 --------

-------- YEAR 2024 --------

-------- YEAR 2025 --------

-------- YEAR 2026 --------

-------- YEAR 2027 --------

-------- YEAR 2028 --------

-------- YEAR 2029 --------

-------- YEAR 2030 --------

-------- YEAR 2031 --------

-------- YEAR 2032 --------

-------- YEAR 2033 --------

-------- YEAR 2034 --------

-------- YEAR 2035 --------

-------- YEAR 2036 --------

-------- YEAR 2037 --------

-------- YEAR 2038 --------

-------- YEAR 2039 --------

-------- YEAR 2040 --------

GENERATING COMPANIES	7							
THERMAL UNIT		15	16	17	18	19	20	21
		CLIFTY	CLINCH R	CLINCH R	CLINCH R	ROCKP_KP	ROCKP_KP	CSVL 1-4
		6	1	2	3	1	2	3
-------- YEAR 2011 --------								
OWNERSHIP RATIO	RATIO	0.00	0.00	0.00	0.00	0.00	0.00	0.00

-------- YEAR 2012 --------

-------- YEAR 2013 --------

-------- YEAR 2014 --------

-------- YEAR 2015 --------

-------- YEAR 2016 --------

NOTE: DATA DISPLAYED AFTER 2011 ONLY IF
VALUE CHANGED FROM PREVIOUS YEAR.

AEP EAST
GENERATION AND FUEL MODULE
INPUT SUMMARY REPORT

QUALIFIER = GAF.INPUT.THERMAL UNIT.

GENERATING COMPANIES THERMAL UNIT	7	15 CLIFTY 6	16 CLINCH R 1	17 CLINCH R 2	18 CLINCH R 3	19 ROCKP_KP 1	20 ROCKP_KP 2	21 CSVL 1-4 3
-------- YEAR 2017 --------								
-------- YEAR 2018 --------								
-------- YEAR 2019 --------								
-------- YEAR 2020 --------								
-------- YEAR 2021 --------								
-------- YEAR 2022 --------								
-------- YEAR 2023 --------								
-------- YEAR 2024 --------								
-------- YEAR 2025 --------								
-------- YEAR 2026 --------								
-------- YEAR 2027 --------								
-------- YEAR 2028 --------								
-------- YEAR 2029 --------								
-------- YEAR 2030 --------								
-------- YEAR 2031 --------								
-------- YEAR 2032 --------								
-------- YEAR 2033 --------								
-------- YEAR 2034 --------								
-------- YEAR 2035 --------								
-------- YEAR 2036 --------								
-------- YEAR 2037 --------								
-------- YEAR 2038 --------								
-------- YEAR 2039 --------								
-------- YEAR 2040 --------								

GENERATING COMPANIES THERMAL UNIT	7	22 CSVL 1-4 4	23 CSVL 5+6 5	24 CSVL 5+6 6	25 D C COOK 1	26 D C COOK 2	27 GAVIN 1	28 GAVIN 2
-------- YEAR 2011 --------								
OWNERSHIP RATIO	RATIO	0.00	0.00	0.00	0.00	0.00	0.00	0.00
-------- YEAR 2012 --------								
-------- YEAR 2013 --------								
-------- YEAR 2014 --------								
-------- YEAR 2015 --------								
-------- YEAR 2016 --------								
-------- YEAR 2017 --------								
-------- YEAR 2018 --------								
-------- YEAR 2019 --------								
-------- YEAR 2020 --------								
-------- YEAR 2021 --------								
-------- YEAR 2022 --------								
-------- YEAR 2023 --------								
-------- YEAR 2024 --------								
-------- YEAR 2025 --------								
-------- YEAR 2026 --------								
-------- YEAR 2027 --------								
-------- YEAR 2028 --------								
-------- YEAR 2029 --------								
-------- YEAR 2030 --------								

-------- YEAR 2031 --------

-------- YEAR 2032 --------

-------- YEAR 2033 --------

-------- YEAR 2034 --------

-------- YEAR 2035 --------

-------- YEAR 2036 --------

-------- YEAR 2037 --------

-------- YEAR 2038 --------

-------- YEAR 2039 --------

-------- YEAR 2040 --------

GENERATING COMPANIES	7							
THERMAL UNIT		29	30	31	32	33	34	35
		GLEN LYN	GLEN LYN			KAMMER	KAMMER	KAMMER
		5	6	0	0	1	2	3
-------- YEAR 2011 --------								
OWNERSHIP RATIO	RATIO	0.00	0.00	0.00	0.00	0.00	0.00	0.00

-------- YEAR 2012 --------

-------- YEAR 2013 --------

-------- YEAR 2014 --------

-------- YEAR 2015 --------

-------- YEAR 2016 --------

-------- YEAR 2017 --------

-------- YEAR 2018 --------

-------- YEAR 2019 --------

-------- YEAR 2020 --------

-------- YEAR 2021 --------

-------- YEAR 2022 --------

-------- YEAR 2023 --------

-------- YEAR 2024 --------

-------- YEAR 2025 --------

-------- YEAR 2026 --------

-------- YEAR 2027 --------

-------- YEAR 2028 --------

NOTE: DATA DISPLAYED AFTER 2011 ONLY IF
VALUE CHANGED FROM PREVIOUS YEAR.

AEP EAST
GENERATION AND FUEL MODULE
INPUT SUMMARY REPORT

QUALIFIER = GAF.INPUT.THERMAL UNIT.

GENERATING COMPANIES	7							
THERMAL UNIT		29	30	31	32	33	34	35
		GLEN LYN	GLEN LYN			KAMMER	KAMMER	KAMMER
		5	6	0	0	1	2	3
-------- YEAR 2029 --------								
-------- YEAR 2030 --------								
-------- YEAR 2031 --------								
-------- YEAR 2032 --------								
-------- YEAR 2033 --------								
-------- YEAR 2034 --------								
-------- YEAR 2035 --------								
-------- YEAR 2036 --------								
-------- YEAR 2037 --------								
-------- YEAR 2038 --------								
-------- YEAR 2039 --------								
-------- YEAR 2040 --------								

GENERATING COMPANIES	7							
THERMAL UNIT		36	37	38	39	40	41	42
		KANAWHA	KANAWHA	KYGER	KYGER	KYGER	KYGER	KYGER
		1	2	1	2	3	4	5
-------- YEAR 2011 --------								
OWNERSHIP RATIO	RATIO	0.00	0.00	0.00	0.00	0.00	0.00	0.00
-------- YEAR 2012 --------								
-------- YEAR 2013 --------								
-------- YEAR 2014 --------								
-------- YEAR 2015 --------								
-------- YEAR 2016 --------								
-------- YEAR 2017 --------								
-------- YEAR 2018 --------								
-------- YEAR 2019 --------								
-------- YEAR 2020 --------								
-------- YEAR 2021 --------								
-------- YEAR 2022 --------								
-------- YEAR 2023 --------								
-------- YEAR 2024 --------								
-------- YEAR 2025 --------								
-------- YEAR 2026 --------								
-------- YEAR 2027 --------								
-------- YEAR 2028 --------								
-------- YEAR 2029 --------								
-------- YEAR 2030 --------								
-------- YEAR 2031 --------								
-------- YEAR 2032 --------								
-------- YEAR 2033 --------								
-------- YEAR 2034 --------								
-------- YEAR 2035 --------								
-------- YEAR 2036 --------								
-------- YEAR 2037 --------								
-------- YEAR 2038 --------								
-------- YEAR 2039 --------								
-------- YEAR 2040 --------								

GENERATING COMPANIES	7							
THERMAL UNIT		43	44	45	46	47	48	49
		MITCHELL	MITCHELL	MOUNT_ER	MUSK RVR	MUSK RVR	MUSK RVR	MUSK RVR
		1	2	1	1	2	3	4

-------- YEAR 2011 --------								
OWNERSHIP RATIO	RATIO	0.00	0.00	0.00	0.00	0.00	0.00	0.00
-------- YEAR 2012 --------								
-------- YEAR 2013 --------								
-------- YEAR 2014 --------								
-------- YEAR 2015 --------								
-------- YEAR 2016 --------								
-------- YEAR 2017 --------								
-------- YEAR 2018 --------								
-------- YEAR 2019 --------								
-------- YEAR 2020 --------								
-------- YEAR 2021 --------								
-------- YEAR 2022 --------								
-------- YEAR 2023 --------								
-------- YEAR 2024 --------								
-------- YEAR 2025 --------								
-------- YEAR 2026 --------								
-------- YEAR 2027 --------								
-------- YEAR 2028 --------								
-------- YEAR 2029 --------								
-------- YEAR 2030 --------								
-------- YEAR 2031 --------								
-------- YEAR 2032 --------								
-------- YEAR 2033 --------								
-------- YEAR 2034 --------								
-------- YEAR 2035 --------								
-------- YEAR 2036 --------								
-------- YEAR 2037 --------								
-------- YEAR 2038 --------								
-------- YEAR 2039 --------								
-------- YEAR 2040 --------								

NOTE: DATA DISPLAYED AFTER 2011 ONLY IF
VALUE CHANGED FROM PREVIOUS YEAR.

AEP EAST
GENERATION AND FUEL MODULE
INPUT SUMMARY REPORT

QUALIFIER = GAF.INPUT.THERMAL UNIT.

GENERATING COMPANIES	7							
THERMAL UNIT		50	51	52	53	54	55	56
		MUSK RVR	P SPORN	P SPORN	P SPORN	P SPORN	P SPORN	PICWAY
		5	1	2	3	4	5	5
-------- YEAR 2011 --------								
OWNERSHIP RATIO	RATIO	0.00	0.00	0.00	0.00	0.00	0.00	0.00
-------- YEAR 2012 --------								
-------- YEAR 2013 --------								
-------- YEAR 2014 --------								
-------- YEAR 2015 --------								
-------- YEAR 2016 --------								
-------- YEAR 2017 --------								
-------- YEAR 2018 --------								
-------- YEAR 2019 --------								
-------- YEAR 2020 --------								
-------- YEAR 2021 --------								
-------- YEAR 2022 --------								
-------- YEAR 2023 --------								
-------- YEAR 2024 --------								
-------- YEAR 2025 --------								
-------- YEAR 2026 --------								
-------- YEAR 2027 --------								
-------- YEAR 2028 --------								
-------- YEAR 2029 --------								
-------- YEAR 2030 --------								
-------- YEAR 2031 --------								
-------- YEAR 2032 --------								
-------- YEAR 2033 --------								
-------- YEAR 2034 --------								
-------- YEAR 2035 --------								
-------- YEAR 2036 --------								
-------- YEAR 2037 --------								
-------- YEAR 2038 --------								
-------- YEAR 2039 --------								
-------- YEAR 2040 --------								

GENERATING COMPANIES	7							
THERMAL UNIT		57	58	59	60	61	62	63
		RPRET_IM	RPRUN_IM	ROCKP_IM		STUART	STUART	STUART
		1	1	2	0	1	2	3
-------- YEAR 2011 --------								
OWNERSHIP RATIO	RATIO	0.00	0.00	0.00	0.00	0.00	0.00	0.00
-------- YEAR 2012 --------								
-------- YEAR 2013 --------								
-------- YEAR 2014 --------								
-------- YEAR 2015 --------								
-------- YEAR 2016 --------								
-------- YEAR 2017 --------								
-------- YEAR 2018 --------								
-------- YEAR 2019 --------								
-------- YEAR 2020 --------								
-------- YEAR 2021 --------								
-------- YEAR 2022 --------								
-------- YEAR 2023 --------								
-------- YEAR 2024 --------								

-------- YEAR 2025 --------

-------- YEAR 2026 --------

-------- YEAR 2027 --------

-------- YEAR 2028 --------

-------- YEAR 2029 --------

-------- YEAR 2030 --------

-------- YEAR 2031 --------

-------- YEAR 2032 --------

-------- YEAR 2033 --------

-------- YEAR 2034 --------

-------- YEAR 2035 --------

-------- YEAR 2036 --------

-------- YEAR 2037 --------

-------- YEAR 2038 --------

-------- YEAR 2039 --------

-------- YEAR 2040 --------

GENERATING COMPANIES	7							
THERMAL UNIT		64	65	66	67	68	69	70
		STUART 4	AMOS_AP 3	TANN 1-3 1	TANN 1-3 2	TANN 1-3 3	TANN 4 4	ZIMMER 1
-------- YEAR 2011 --------								
OWNERSHIP RATIO	RATIO	0.00	0.00	0.00	0.00	0.00	0.00	0.00

-------- YEAR 2012 --------

-------- YEAR 2013 --------

-------- YEAR 2014 --------

-------- YEAR 2015 --------

-------- YEAR 2016 --------

-------- YEAR 2017 --------

-------- YEAR 2018 --------

-------- YEAR 2019 --------

-------- YEAR 2020 --------

-------- YEAR 2021 --------

-------- YEAR 2022 --------

NOTE: DATA DISPLAYED AFTER 2011 ONLY IF
VALUE CHANGED FROM PREVIOUS YEAR.

AEP EAST
GENERATION AND FUEL MODULE
INPUT SUMMARY REPORT

QUALIFIER = GAF.INPUT.THERMAL UNIT.

GENERATING COMPANIES	7							
THERMAL UNIT		64	65	66	67	68	69	70
		STUART	AMOS_AP	TANN 1-3	TANN 1-3	TANN 1-3	TANN 4	ZIMMER
		4	3	1	2	3	4	1
-------- YEAR 2023 --------								
-------- YEAR 2024 --------								
-------- YEAR 2025 --------								
-------- YEAR 2026 --------								
-------- YEAR 2027 --------								
-------- YEAR 2028 --------								
-------- YEAR 2029 --------								
-------- YEAR 2030 --------								
-------- YEAR 2031 --------								
-------- YEAR 2032 --------								
-------- YEAR 2033 --------								
-------- YEAR 2034 --------								
-------- YEAR 2035 --------								
-------- YEAR 2036 --------								
-------- YEAR 2037 --------								
-------- YEAR 2038 --------								
-------- YEAR 2039 --------								
-------- YEAR 2040 --------								

GENERATING COMPANIES	7							
THERMAL UNIT		71	72	73	75	76	77	78
		ROBTMONE	ROBTMONE	ROBTMONE	CEREDO	CEREDO	CEREDO	CEREDO
		1	2	3	1	2	3	4
-------- YEAR 2011 --------								
OWNERSHIP RATIO	RATIO	0.00	0.00	0.00	0.00	0.00	0.00	0.00
-------- YEAR 2012 --------								
-------- YEAR 2013 --------								
-------- YEAR 2014 --------								
-------- YEAR 2015 --------								
-------- YEAR 2016 --------								
-------- YEAR 2017 --------								
-------- YEAR 2018 --------								
-------- YEAR 2019 --------								
-------- YEAR 2020 --------								
-------- YEAR 2021 --------								
-------- YEAR 2022 --------								
-------- YEAR 2023 --------								
-------- YEAR 2024 --------								
-------- YEAR 2025 --------								
-------- YEAR 2026 --------								
-------- YEAR 2027 --------								
-------- YEAR 2028 --------								
-------- YEAR 2029 --------								
-------- YEAR 2030 --------								
-------- YEAR 2031 --------								
-------- YEAR 2032 --------								
-------- YEAR 2033 --------								
-------- YEAR 2034 --------								
-------- YEAR 2035 --------								
-------- YEAR 2036 --------								

-------- YEAR 2037 --------

-------- YEAR 2038 --------

-------- YEAR 2039 --------

-------- YEAR 2040 --------

GENERATING COMPANIES	7							
THERMAL UNIT		79	80	81	82	83	84	85
		CEREDO	CEREDO	DARBY	DARBY	DARBY	DARBY	DARBY
		5	6	1	2	3	4	5
-------- YEAR 2011 --------								
OWNERSHIP RATIO	RATIO	0.00	0.00	0.00	0.00	0.00	0.00	0.00

-------- YEAR 2012 --------

-------- YEAR 2013 --------

-------- YEAR 2014 --------

-------- YEAR 2015 --------

-------- YEAR 2016 --------

-------- YEAR 2017 --------

-------- YEAR 2018 --------

-------- YEAR 2019 --------

-------- YEAR 2020 --------

-------- YEAR 2021 --------

-------- YEAR 2022 --------

-------- YEAR 2023 --------

-------- YEAR 2024 --------

-------- YEAR 2025 --------

-------- YEAR 2026 --------

-------- YEAR 2027 --------

-------- YEAR 2028 --------

-------- YEAR 2029 --------

-------- YEAR 2030 --------

-------- YEAR 2031 --------

-------- YEAR 2032 --------

-------- YEAR 2033 --------

-------- YEAR 2034 --------

NOTE: DATA DISPLAYED AFTER 2011 ONLY IF
VALUE CHANGED FROM PREVIOUS YEAR.

AEP EAST
GENERATION AND FUEL MODULE
INPUT SUMMARY REPORT

QUALIFIER = GAF.INPUT.THERMAL UNIT.

GENERATING COMPANIES	7							
THERMAL UNIT		79	80	81	82	83	84	85
		CEREDO 5	CEREDO 6	DARBY 1	DARBY 2	DARBY 3	DARBY 4	DARBY 5
-------- YEAR 2035 --------								
-------- YEAR 2036 --------								
-------- YEAR 2037 --------								
-------- YEAR 2038 --------								
-------- YEAR 2039 --------								
-------- YEAR 2040 --------								

GENERATING COMPANIES	7							
THERMAL UNIT		86	87	88	89	90	91	92
		DARBY 6	LWBG WIN 1	LWBG WIN 2	LWBG SMR 1	LWBG SMR 2	WATR CC 1	WATR2 1
-------- YEAR 2011 --------								
OWNERSHIP RATIO	RATIO	0.00	0.00	0.00	0.00	0.00	0.00	0.00
-------- YEAR 2012 --------								
-------- YEAR 2013 --------								
-------- YEAR 2014 --------								
-------- YEAR 2015 --------								
-------- YEAR 2016 --------								
-------- YEAR 2017 --------								
-------- YEAR 2018 --------								
-------- YEAR 2019 --------								
-------- YEAR 2020 --------								
-------- YEAR 2021 --------								
-------- YEAR 2022 --------								
-------- YEAR 2023 --------								
-------- YEAR 2024 --------								
-------- YEAR 2025 --------								
-------- YEAR 2026 --------								
-------- YEAR 2027 --------								
-------- YEAR 2028 --------								
-------- YEAR 2029 --------								
-------- YEAR 2030 --------								
-------- YEAR 2031 --------								
-------- YEAR 2032 --------								
-------- YEAR 2033 --------								
-------- YEAR 2034 --------								
-------- YEAR 2035 --------								
-------- YEAR 2036 --------								
-------- YEAR 2037 --------								
-------- YEAR 2038 --------								
-------- YEAR 2039 --------								
-------- YEAR 2040 --------								

GENERATING COMPANIES	7							
THERMAL UNIT		93	94	95	96	97	101	102
		DRESDEN 1	DRESD2 1	0	0	0	NUCLEAR 1	UPC_NCCS 1
-------- YEAR 2011 --------								
OWNERSHIP RATIO	RATIO	0.00	0.00	0.00	0.00	0.00	0.00	0.00
-------- YEAR 2012 --------								
-------- YEAR 2013 --------								
-------- YEAR 2014 --------								
-------- YEAR 2015 --------								

-------- YEAR 2016 --------

-------- YEAR 2017 --------

-------- YEAR 2018 --------

-------- YEAR 2019 --------

-------- YEAR 2020 --------

-------- YEAR 2021 --------

-------- YEAR 2022 --------

-------- YEAR 2023 --------

-------- YEAR 2024 --------

-------- YEAR 2025 --------

-------- YEAR 2026 --------

-------- YEAR 2027 --------

-------- YEAR 2028 --------

-------- YEAR 2029 --------

-------- YEAR 2030 --------

-------- YEAR 2031 --------

-------- YEAR 2032 --------

-------- YEAR 2033 --------

-------- YEAR 2034 --------

-------- YEAR 2035 --------

-------- YEAR 2036 --------

-------- YEAR 2037 --------

-------- YEAR 2038 --------

-------- YEAR 2039 --------

-------- YEAR 2040 --------

GENERATING COMPANIES	7							
THERMAL UNIT		103	104	105	106	107	108	109
		PC_UL_SU	UPC_RCCS	IGC_NCCS	IGCC GE	IGC_RCCS	CC 2X1FB	CC 2x1FA
		1	1	1	1	1	1	1
-------- YEAR 2011 --------								
OWNERSHIP RATIO	RATIO	0.00	0.00	0.00	0.00	0.00	0.00	0.00

-------- YEAR 2012 --------

-------- YEAR 2013 --------

NOTE: DATA DISPLAYED AFTER 2011 ONLY IF
VALUE CHANGED FROM PREVIOUS YEAR.

AEP EAST
GENERATION AND FUEL MODULE
INPUT SUMMARY REPORT

QUALIFIER = GAF.INPUT.THERMAL UNIT.

GENERATING COMPANIES	7							
THERMAL UNIT		103	104	105	106	107	108	109
		PC_UL_SU	UPC_RCCS	IGC_NCCS	IGCC GE	IGC_RCCS	CC 2X1FB	CC 2x1FA
		1	1	1	1	1	1	1
-------- YEAR 2014 --------								
-------- YEAR 2015 --------								
-------- YEAR 2016 --------								
-------- YEAR 2017 --------								
-------- YEAR 2018 --------								
-------- YEAR 2019 --------								
-------- YEAR 2020 --------								
-------- YEAR 2021 --------								
-------- YEAR 2022 --------								
-------- YEAR 2023 --------								
-------- YEAR 2024 --------								
-------- YEAR 2025 --------								
-------- YEAR 2026 --------								
-------- YEAR 2027 --------								
-------- YEAR 2028 --------								
-------- YEAR 2029 --------								
-------- YEAR 2030 --------								
-------- YEAR 2031 --------								
-------- YEAR 2032 --------								
-------- YEAR 2033 --------								
-------- YEAR 2034 --------								
-------- YEAR 2035 --------								
-------- YEAR 2036 --------								
-------- YEAR 2037 --------								
-------- YEAR 2038 --------								
-------- YEAR 2039 --------								
-------- YEAR 2040 --------								

GENERATING COMPANIES	7							
THERMAL UNIT		110	111	114	115	119	120	124
		CC 1x17H	BS2_CC	CT GE7FA	CT_GE7EA			BS2_FGD
		1	1	1	1	0	0	2
-------- YEAR 2011 --------								
OWNERSHIP RATIO	RATIO	0.00	0.00	0.00	0.00	0.00	0.00	0.00
-------- YEAR 2012 --------								
-------- YEAR 2013 --------								
-------- YEAR 2014 --------								
-------- YEAR 2015 --------								
-------- YEAR 2016 --------								
-------- YEAR 2017 --------								
-------- YEAR 2018 --------								
-------- YEAR 2019 --------								
-------- YEAR 2020 --------								
-------- YEAR 2021 --------								
-------- YEAR 2022 --------								
-------- YEAR 2023 --------								
-------- YEAR 2024 --------								
-------- YEAR 2025 --------								
-------- YEAR 2026 --------								
-------- YEAR 2027 --------								

-------- YEAR 2028 --------

-------- YEAR 2029 --------

-------- YEAR 2030 --------

-------- YEAR 2031 --------

-------- YEAR 2032 --------

-------- YEAR 2033 --------

-------- YEAR 2034 --------

-------- YEAR 2035 --------

-------- YEAR 2036 --------

-------- YEAR 2037 --------

-------- YEAR 2038 --------

-------- YEAR 2039 --------

-------- YEAR 2040 --------

GENERATING COMPANIES	7							
THERMAL UNIT		125	126	127	129	130	131	132
		BS1_FGD	CSV5_SCR	CSV6_SCR	CR1_NGCC	CR2_NGCC	MR5_NGCC	MR5_FGD
		1	5	6	1	2	5	5
-------- YEAR 2011 --------								
OWNERSHIP RATIO	RATIO	0.00	0.00	0.00	0.00	0.00	0.00	0.00

-------- YEAR 2012 --------

-------- YEAR 2013 --------

-------- YEAR 2014 --------

-------- YEAR 2015 --------

-------- YEAR 2016 --------

-------- YEAR 2017 --------

-------- YEAR 2018 --------

-------- YEAR 2019 --------

-------- YEAR 2020 --------

-------- YEAR 2021 --------

-------- YEAR 2022 --------

-------- YEAR 2023 --------

-------- YEAR 2024 --------

-------- YEAR 2025 --------

NOTE: DATA DISPLAYED AFTER 2011 ONLY IF
VALUE CHANGED FROM PREVIOUS YEAR.

AEP EAST
GENERATION AND FUEL MODULE
INPUT SUMMARY REPORT

QUALIFIER = GAF.INPUT.THERMAL UNIT.

GENERATING COMPANIES THERMAL UNIT	7	125 BS1_FGD 1	126 CSV5_SCR 5	127 CSV6_SCR 6	129 CR1_NGCC 1	130 CR2_NGCC 2	131 MR5_NGCC 5	132 MR5_FGD 5
-------- YEAR 2026 --------								
-------- YEAR 2027 --------								
-------- YEAR 2028 --------								
-------- YEAR 2029 --------								
-------- YEAR 2030 --------								
-------- YEAR 2031 --------								
-------- YEAR 2032 --------								
-------- YEAR 2033 --------								
-------- YEAR 2034 --------								
-------- YEAR 2035 --------								
-------- YEAR 2036 --------								
-------- YEAR 2037 --------								
-------- YEAR 2038 --------								
-------- YEAR 2039 --------								
-------- YEAR 2040 --------								

GENERATING COMPANIES THERMAL UNIT	7	133 RP1D_IM 1	134 RP2D_IM 2	135 TAN4_FGD 4	136 RP1D_KP 1	137 RP2D_KP 2	144 TC4_ESP 4	145 A390% AP 3
-------- YEAR 2011 --------								
OWNERSHIP RATIO	RATIO	0.00	0.00	0.00	0.00	0.00	0.00	0.00
-------- YEAR 2012 --------								
-------- YEAR 2013 --------								
-------- YEAR 2014 --------								
-------- YEAR 2015 --------								
-------- YEAR 2016 --------								
-------- YEAR 2017 --------								
-------- YEAR 2018 --------								
-------- YEAR 2019 --------								
-------- YEAR 2020 --------								
-------- YEAR 2021 --------								
-------- YEAR 2022 --------								
-------- YEAR 2023 --------								
-------- YEAR 2024 --------								
-------- YEAR 2025 --------								
-------- YEAR 2026 --------								
-------- YEAR 2027 --------								
-------- YEAR 2028 --------								
-------- YEAR 2029 --------								
-------- YEAR 2030 --------								
-------- YEAR 2031 --------								
-------- YEAR 2032 --------								
-------- YEAR 2033 --------								
-------- YEAR 2034 --------								
-------- YEAR 2035 --------								
-------- YEAR 2036 --------								
-------- YEAR 2037 --------								
-------- YEAR 2038 --------								
-------- YEAR 2039 --------								

-------- YEAR 2040 --------

GENERATING COMPANIES	7							
THERMAL UNIT		146	147	148	149	150	151	153
		A390%OP	MTN_90%	RPT1_90%	RPT2_90%	GV1_90%	GV2_90%	MTN_18%
		3	1	1	2	1	2	1
-------- YEAR 2011 --------								
OWNERSHIP RATIO	RATIO	0.00	0.00	0.00	0.00	0.00	0.00	0.00

-------- YEAR 2012 --------

-------- YEAR 2013 --------

-------- YEAR 2014 --------

-------- YEAR 2015 --------

-------- YEAR 2016 --------

-------- YEAR 2017 --------

-------- YEAR 2018 --------

-------- YEAR 2019 --------

-------- YEAR 2020 --------

-------- YEAR 2021 --------

-------- YEAR 2022 --------

-------- YEAR 2023 --------

-------- YEAR 2024 --------

-------- YEAR 2025 --------

-------- YEAR 2026 --------

-------- YEAR 2027 --------

-------- YEAR 2028 --------

-------- YEAR 2029 --------

-------- YEAR 2030 --------

-------- YEAR 2031 --------

-------- YEAR 2032 --------

-------- YEAR 2033 --------

-------- YEAR 2034 --------

-------- YEAR 2035 --------

-------- YEAR 2036 --------

-------- YEAR 2037 --------

NOTE: DATA DISPLAYED AFTER 2011 ONLY IF
VALUE CHANGED FROM PREVIOUS YEAR.

AEP EAST
GENERATION AND FUEL MODULE
INPUT SUMMARY REPORT

QUALIFIER = GAF.INPUT.THERMAL UNIT.

GENERATING COMPANIES	7							
THERMAL UNIT		146	147	148	149	150	151	153
		A390%OP	MTN_90%	RPT1_90%	RPT2_90%	GV1_90%	GV2_90%	MTN_18%
		3	1	1	2	1	2	1
-------- YEAR 2038 --------								
-------- YEAR 2039 --------								
-------- YEAR 2040 --------								

GENERATING COMPANIES	7							
THERMAL UNIT		154	155	156	157	158	159	160
		CC_FA_KP	CT_OHIO	CC_OH	CT_I&M	CC_I&M	CT_APCO	CC_APCO
		1	1	1	1	1	1	1
-------- YEAR 2011 --------								
OWNERSHIP RATIO	RATIO	0.00	0.00	0.00	0.00	0.00	0.00	0.00
-------- YEAR 2012 --------								
-------- YEAR 2013 --------								
-------- YEAR 2014 --------								
-------- YEAR 2015 --------								
-------- YEAR 2016 --------								
-------- YEAR 2017 --------								
-------- YEAR 2018 --------								
-------- YEAR 2019 --------								
-------- YEAR 2020 --------								
-------- YEAR 2021 --------								
-------- YEAR 2022 --------								
-------- YEAR 2023 --------								
-------- YEAR 2024 --------								
-------- YEAR 2025 --------								
-------- YEAR 2026 --------								
-------- YEAR 2027 --------								
-------- YEAR 2028 --------								
-------- YEAR 2029 --------								
-------- YEAR 2030 --------								
-------- YEAR 2031 --------								
-------- YEAR 2032 --------								
-------- YEAR 2033 --------								
-------- YEAR 2034 --------								
-------- YEAR 2035 --------								
-------- YEAR 2036 --------								
-------- YEAR 2037 --------								
-------- YEAR 2038 --------								
-------- YEAR 2039 --------								
-------- YEAR 2040 --------								

GENERATING COMPANIES	7							
THERMAL UNIT		161	162	163	164	165	166	168
		CT_KPCO	CC_KPCO	BS2 FGD	BS2 FGD	BS2 FGD	BS2 FGD	IGCC AP
		1	1	1	5	22	23	1
-------- YEAR 2011 --------								
OWNERSHIP RATIO	RATIO	0.00	0.00	0.00	0.00	0.00	0.00	0.00
-------- YEAR 2012 --------								
-------- YEAR 2013 --------								
-------- YEAR 2014 --------								
-------- YEAR 2015 --------								
-------- YEAR 2016 --------								
-------- YEAR 2017 --------								
-------- YEAR 2018 --------								

-------- YEAR 2019 --------

-------- YEAR 2020 --------

-------- YEAR 2021 --------

-------- YEAR 2022 --------

-------- YEAR 2023 --------

-------- YEAR 2024 --------

-------- YEAR 2025 --------

-------- YEAR 2026 --------

-------- YEAR 2027 --------

-------- YEAR 2028 --------

-------- YEAR 2029 --------

-------- YEAR 2030 --------

-------- YEAR 2031 --------

-------- YEAR 2032 --------

-------- YEAR 2033 --------

-------- YEAR 2034 --------

-------- YEAR 2035 --------

-------- YEAR 2036 --------

-------- YEAR 2037 --------

-------- YEAR 2038 --------

-------- YEAR 2039 --------

-------- YEAR 2040 --------

GENERATING COMPANIES	7							
THERMAL UNIT		169	170	171	172	173	174	175
		PC_UL_AP	Nuke_AP	IGCC IM	PC_UL_IM	NUKE_IM	IGCC KP	PC_UL_KP
		1	1	1	1	1	1	1
-------- YEAR 2011 --------								
OWNERSHIP RATIO	RATIO	0.00	0.00	0.00	0.00	0.00	0.00	0.00

-------- YEAR 2012 --------

-------- YEAR 2013 --------

-------- YEAR 2014 --------

-------- YEAR 2015 --------

-------- YEAR 2016 --------

NOTE: DATA DISPLAYED AFTER 2011 ONLY IF
VALUE CHANGED FROM PREVIOUS YEAR.

AEP EAST
GENERATION AND FUEL MODULE
INPUT SUMMARY REPORT

QUALIFIER = GAF.INPUT.THERMAL UNIT.

GENERATING COMPANIES THERMAL UNIT	7	169 PC_UL_AP 1	170 Nuke_AP 1	171 IGCC IM 1	172 PC_UL_IM 1	173 NUKE_IM 1	174 IGCC KP 1	175 PC_UL_KP 1
-------- YEAR 2017 --------								
-------- YEAR 2018 --------								
-------- YEAR 2019 --------								
-------- YEAR 2020 --------								
-------- YEAR 2021 --------								
-------- YEAR 2022 --------								
-------- YEAR 2023 --------								
-------- YEAR 2024 --------								
-------- YEAR 2025 --------								
-------- YEAR 2026 --------								
-------- YEAR 2027 --------								
-------- YEAR 2028 --------								
-------- YEAR 2029 --------								
-------- YEAR 2030 --------								
-------- YEAR 2031 --------								
-------- YEAR 2032 --------								
-------- YEAR 2033 --------								
-------- YEAR 2034 --------								
-------- YEAR 2035 --------								
-------- YEAR 2036 --------								
-------- YEAR 2037 --------								
-------- YEAR 2038 --------								
-------- YEAR 2039 --------								
-------- YEAR 2040 --------								

GENERATING COMPANIES THERMAL UNIT	7	176 NUKE_KP 1	177 IGCC OH 1	178 PC_UL_OH 1	179 NUKE OH 1	181 RP1D_03 1	182 RP1D_04 1	183 RP1D_08 1
-------- YEAR 2011 --------								
OWNERSHIP RATIO	RATIO	0.00	0.00	0.00	0.00	0.00	0.00	0.00
-------- YEAR 2012 --------								
-------- YEAR 2013 --------								
-------- YEAR 2014 --------								
-------- YEAR 2015 --------								
-------- YEAR 2016 --------								
-------- YEAR 2017 --------								
-------- YEAR 2018 --------								
-------- YEAR 2019 --------								
-------- YEAR 2020 --------								
-------- YEAR 2021 --------								
-------- YEAR 2022 --------								
-------- YEAR 2023 --------								
-------- YEAR 2024 --------								
-------- YEAR 2025 --------								
-------- YEAR 2026 --------								
-------- YEAR 2027 --------								
-------- YEAR 2028 --------								
-------- YEAR 2029 --------								
-------- YEAR 2030 --------								

-------- YEAR 2031 --------

-------- YEAR 2032 --------

-------- YEAR 2033 --------

-------- YEAR 2034 --------

-------- YEAR 2035 --------

-------- YEAR 2036 --------

-------- YEAR 2037 --------

-------- YEAR 2038 --------

-------- YEAR 2039 --------

-------- YEAR 2040 --------

GENERATING COMPANIES	7							
THERMAL UNIT		184	186	187	188	189	190	191
		RP1D_20	RP1TR_IM	RP2TR_IM	RP1TR_KP	RP2TR_KP	T4_TRONA	T4_TRCCR
		1	1	2	1	2	4	4
-------- YEAR 2011 --------								
OWNERSHIP RATIO	RATIO	0.00	0.00	0.00	0.00	0.00	0.00	0.00

-------- YEAR 2012 --------

-------- YEAR 2013 --------

-------- YEAR 2014 --------

-------- YEAR 2015 --------

-------- YEAR 2016 --------

-------- YEAR 2017 --------

-------- YEAR 2018 --------

-------- YEAR 2019 --------

-------- YEAR 2020 --------

-------- YEAR 2021 --------

-------- YEAR 2022 --------

-------- YEAR 2023 --------

-------- YEAR 2024 --------

-------- YEAR 2025 --------

-------- YEAR 2026 --------

-------- YEAR 2027 --------

-------- YEAR 2028 --------

NOTE: DATA DISPLAYED AFTER 2011 ONLY IF
VALUE CHANGED FROM PREVIOUS YEAR.

AEP EAST
GENERATION AND FUEL MODULE
INPUT SUMMARY REPORT

QUALIFIER = GAF.INPUT.THERMAL UNIT.

GENERATING COMPANIES	7						
THERMAL UNIT	184	186	187	188	189	190	191
	RP1D_20	RP1TR_IM	RP2TR_IM	RP1TR_KP	RP2TR_KP	T4_TRONA	T4_TRCCR
	1	1	2	1	2	4	4
-------- YEAR 2029 --------							
-------- YEAR 2030 --------							
-------- YEAR 2031 --------							
-------- YEAR 2032 --------							
-------- YEAR 2033 --------							
-------- YEAR 2034 --------							
-------- YEAR 2035 --------							
-------- YEAR 2036 --------							
-------- YEAR 2037 --------							
-------- YEAR 2038 --------							
-------- YEAR 2039 --------							
-------- YEAR 2040 --------							

GENERATING COMPANIES	7						
THERMAL UNIT	223	224	228	229	230	231	232
	MR_STKR1	MR_STKR2	AMS3_SI	BS2_SI	MR5_CF	MR5_SI	RPT1_CF
	1	1	3	2	5	5	1
-------- YEAR 2011 --------							
OWNERSHIP RATIO RATIO	0.00	0.00	0.00	0.00	0.00	0.00	0.00
-------- YEAR 2012 --------							
-------- YEAR 2013 --------							
-------- YEAR 2014 --------							
-------- YEAR 2015 --------							
-------- YEAR 2016 --------							
-------- YEAR 2017 --------							
-------- YEAR 2018 --------							
-------- YEAR 2019 --------							
-------- YEAR 2020 --------							
-------- YEAR 2021 --------							
-------- YEAR 2022 --------							
-------- YEAR 2023 --------							
-------- YEAR 2024 --------							
-------- YEAR 2025 --------							
-------- YEAR 2026 --------							
-------- YEAR 2027 --------							
-------- YEAR 2028 --------							
-------- YEAR 2029 --------							
-------- YEAR 2030 --------							
-------- YEAR 2031 --------							
-------- YEAR 2032 --------							
-------- YEAR 2033 --------							
-------- YEAR 2034 --------							
-------- YEAR 2035 --------							
-------- YEAR 2036 --------							
-------- YEAR 2037 --------							
-------- YEAR 2038 --------							
-------- YEAR 2039 --------							
-------- YEAR 2040 --------							

GENERATING COMPANIES	7						
THERMAL UNIT	233	234	235	251	252	253	254
	RPT2_CF	RPT1_SI	RPT2_SI	DC1_HPT	DC1_IS	DC1_EFF	DC1_17
	2	1	2	1	1	1	1

-------- YEAR 2011 --------								
OWNERSHIP RATIO	RATIO	0.00	0.00	0.00	0.00	0.00	0.00	0.00
-------- YEAR 2012 --------								
-------- YEAR 2013 --------								
-------- YEAR 2014 --------								
-------- YEAR 2015 --------								
-------- YEAR 2016 --------								
-------- YEAR 2017 --------								
-------- YEAR 2018 --------								
-------- YEAR 2019 --------								
-------- YEAR 2020 --------								
-------- YEAR 2021 --------								
-------- YEAR 2022 --------								
-------- YEAR 2023 --------								
-------- YEAR 2024 --------								
-------- YEAR 2025 --------								
-------- YEAR 2026 --------								
-------- YEAR 2027 --------								
-------- YEAR 2028 --------								
-------- YEAR 2029 --------								
-------- YEAR 2030 --------								
-------- YEAR 2031 --------								
-------- YEAR 2032 --------								
-------- YEAR 2033 --------								
-------- YEAR 2034 --------								
-------- YEAR 2035 --------								
-------- YEAR 2036 --------								
-------- YEAR 2037 --------								
-------- YEAR 2038 --------								
-------- YEAR 2039 --------								
-------- YEAR 2040 --------								

NOTE: DATA DISPLAYED AFTER 2011 ONLY IF
VALUE CHANGED FROM PREVIOUS YEAR.

AEP EAST
GENERATION AND FUEL MODULE
INPUT SUMMARY REPORT

QUALIFIER = GAF.INPUT.THERMAL UNIT.

GENERATING COMPANIES	7							
THERMAL UNIT		255	257	258	259	260	269	270
		DC1_3800	DC2_HPT	DC2_EFF	DC2_SPU	DC2_3800	BIGSD_15	BIGSD_GP
		1	2	2	2	2	1	1
-------- YEAR 2011 --------								
OWNERSHIP RATIO	RATIO	0.00	0.00	0.00	0.00	0.00	0.00	0.00
-------- YEAR 2012 --------								
-------- YEAR 2013 --------								
-------- YEAR 2014 --------								
-------- YEAR 2015 --------								
-------- YEAR 2016 --------								
-------- YEAR 2017 --------								
-------- YEAR 2018 --------								
-------- YEAR 2019 --------								
-------- YEAR 2020 --------								
-------- YEAR 2021 --------								
-------- YEAR 2022 --------								
-------- YEAR 2023 --------								
-------- YEAR 2024 --------								
-------- YEAR 2025 --------								
-------- YEAR 2026 --------								
-------- YEAR 2027 --------								
-------- YEAR 2028 --------								
-------- YEAR 2029 --------								
-------- YEAR 2030 --------								
-------- YEAR 2031 --------								
-------- YEAR 2032 --------								
-------- YEAR 2033 --------								
-------- YEAR 2034 --------								
-------- YEAR 2035 --------								
-------- YEAR 2036 --------								
-------- YEAR 2037 --------								
-------- YEAR 2038 --------								
-------- YEAR 2039 --------								
-------- YEAR 2040 --------								

GENERATING COMPANIES	7							
THERMAL UNIT		271	272	273	274	275	276	277
		CLN_Q_HM	CLN_Q_15	CLN_Q_HM	CLN_Q_15	CLN_Q_HM	CLN_Q_15	CVL_3_HM
		1	1	2	2	3	3	3
-------- YEAR 2011 --------								
OWNERSHIP RATIO	RATIO	0.00	0.00	0.00	0.00	0.00	0.00	0.00
-------- YEAR 2012 --------								
-------- YEAR 2013 --------								
-------- YEAR 2014 --------								
-------- YEAR 2015 --------								
-------- YEAR 2016 --------								
-------- YEAR 2017 --------								
-------- YEAR 2018 --------								
-------- YEAR 2019 --------								
-------- YEAR 2020 --------								
-------- YEAR 2021 --------								
-------- YEAR 2022 --------								
-------- YEAR 2023 --------								
-------- YEAR 2024 --------								

-------- YEAR 2025 --------

-------- YEAR 2026 --------

-------- YEAR 2027 --------

-------- YEAR 2028 --------

-------- YEAR 2029 --------

-------- YEAR 2030 --------

-------- YEAR 2031 --------

-------- YEAR 2032 --------

-------- YEAR 2033 --------

-------- YEAR 2034 --------

-------- YEAR 2035 --------

-------- YEAR 2036 --------

-------- YEAR 2037 --------

-------- YEAR 2038 --------

-------- YEAR 2039 --------

-------- YEAR 2040 --------

GENERATING COMPANIES	7							
THERMAL UNIT		278	279	280	281	282	283	284
		CVL_3_10	GLN_5_HM	GLN_5_15	GLN_6_HM	GLN_6_15	KMR_F_HM	KMR_F_GP
		3	5	5	6	6	1	1
-------- YEAR 2011 --------								
OWNERSHIP RATIO	RATIO	0.00	0.00	0.00	0.00	0.00	0.00	0.00

-------- YEAR 2012 --------

-------- YEAR 2013 --------

-------- YEAR 2014 --------

-------- YEAR 2015 --------

-------- YEAR 2016 --------

-------- YEAR 2017 --------

-------- YEAR 2018 --------

-------- YEAR 2019 --------

-------- YEAR 2020 --------

-------- YEAR 2021 --------

-------- YEAR 2022 --------

NOTE: DATA DISPLAYED AFTER 2011 ONLY IF
VALUE CHANGED FROM PREVIOUS YEAR.

AEP EAST
GENERATION AND FUEL MODULE
INPUT SUMMARY REPORT

QUALIFIER = GAF.INPUT.THERMAL UNIT.

GENERATING COMPANIES THERMAL UNIT	7	278 CVL_3_10 3	279 GLN_5_HM 5	280 GLN_5_15 5	281 GLN_6_HM 6	282 GLN_6_15 6	283 KMR_F_HM 1	284 KMR_F_GP 1
-------- YEAR 2023 --------								
-------- YEAR 2024 --------								
-------- YEAR 2025 --------								
-------- YEAR 2026 --------								
-------- YEAR 2027 --------								
-------- YEAR 2028 --------								
-------- YEAR 2029 --------								
-------- YEAR 2030 --------								
-------- YEAR 2031 --------								
-------- YEAR 2032 --------								
-------- YEAR 2033 --------								
-------- YEAR 2034 --------								
-------- YEAR 2035 --------								
-------- YEAR 2036 --------								
-------- YEAR 2037 --------								
-------- YEAR 2038 --------								
-------- YEAR 2039 --------								
-------- YEAR 2040 --------								

GENERATING COMPANIES THERMAL UNIT	7	285 KMR_F_HM 2	286 KMR_F_GP 2	287 KMR_F_HM 3	288 KMR_F_GP 3	289 KWA_1_HM 1	290 KWA_1_15 1	291 KWA_2_HM 2
-------- YEAR 2011 --------								
OWNERSHIP RATIO	RATIO	0.00	0.00	0.00	0.00	0.00	0.00	0.00
-------- YEAR 2012 --------								
-------- YEAR 2013 --------								
-------- YEAR 2014 --------								
-------- YEAR 2015 --------								
-------- YEAR 2016 --------								
-------- YEAR 2017 --------								
-------- YEAR 2018 --------								
-------- YEAR 2019 --------								
-------- YEAR 2020 --------								
-------- YEAR 2021 --------								
-------- YEAR 2022 --------								
-------- YEAR 2023 --------								
-------- YEAR 2024 --------								
-------- YEAR 2025 --------								
-------- YEAR 2026 --------								
-------- YEAR 2027 --------								
-------- YEAR 2028 --------								
-------- YEAR 2029 --------								
-------- YEAR 2030 --------								
-------- YEAR 2031 --------								
-------- YEAR 2032 --------								
-------- YEAR 2033 --------								
-------- YEAR 2034 --------								
-------- YEAR 2035 --------								
-------- YEAR 2036 --------								

-------- YEAR 2037 --------

-------- YEAR 2038 --------

-------- YEAR 2039 --------

-------- YEAR 2040 --------

GENERATING COMPANIES	7							
THERMAL UNIT		292	293	294	295	296	297	298
		KWA_2_15	MSKR1_HM	MSKR1_12	MSKR2_HM	MSKR2_12	MSKR3_GP	MR3HM_12
		2	1	1	2	2	3	3
-------- YEAR 2011 --------								
OWNERSHIP RATIO	RATIO	0.00	0.00	0.00	0.00	0.00	0.00	0.00

-------- YEAR 2012 --------

-------- YEAR 2013 --------

-------- YEAR 2014 --------

-------- YEAR 2015 --------

-------- YEAR 2016 --------

-------- YEAR 2017 --------

-------- YEAR 2018 --------

-------- YEAR 2019 --------

-------- YEAR 2020 --------

-------- YEAR 2021 --------

-------- YEAR 2022 --------

-------- YEAR 2023 --------

-------- YEAR 2024 --------

-------- YEAR 2025 --------

-------- YEAR 2026 --------

-------- YEAR 2027 --------

-------- YEAR 2028 --------

-------- YEAR 2029 --------

-------- YEAR 2030 --------

-------- YEAR 2031 --------

-------- YEAR 2032 --------

-------- YEAR 2033 --------

-------- YEAR 2034 --------

NOTE: DATA DISPLAYED AFTER 2011 ONLY IF
VALUE CHANGED FROM PREVIOUS YEAR.

AEP EAST
GENERATION AND FUEL MODULE
INPUT SUMMARY REPORT

QUALIFIER = GAF.INPUT.THERMAL UNIT.

GENERATING COMPANIES THERMAL UNIT	7	292 KWA_2_15 2	293 MSKR1_HM 1	294 MSKR1_12 1	295 MSKR2_HM 2	296 MSKR2_12 2	297 MSKR3_GP 3	298 MR3HM_12 3
-------- YEAR 2035 --------								
-------- YEAR 2036 --------								
-------- YEAR 2037 --------								
-------- YEAR 2038 --------								
-------- YEAR 2039 --------								
-------- YEAR 2040 --------								

GENERATING COMPANIES THERMAL UNIT	7	299 MSKR4_GP 4	300 M4HM_12 4	301 PICWY_HM 5	302 PICWY_GP 5	303 SP1_F_HM 1	304 SP1_F_15 1	305 SP2_F_HM 2
-------- YEAR 2011 --------								
OWNERSHIP RATIO	RATIO	0.00	0.00	0.00	0.00	0.00	0.00	0.00
-------- YEAR 2012 --------								
-------- YEAR 2013 --------								
-------- YEAR 2014 --------								
-------- YEAR 2015 --------								
-------- YEAR 2016 --------								
-------- YEAR 2017 --------								
-------- YEAR 2018 --------								
-------- YEAR 2019 --------								
-------- YEAR 2020 --------								
-------- YEAR 2021 --------								
-------- YEAR 2022 --------								
-------- YEAR 2023 --------								
-------- YEAR 2024 --------								
-------- YEAR 2025 --------								
-------- YEAR 2026 --------								
-------- YEAR 2027 --------								
-------- YEAR 2028 --------								
-------- YEAR 2029 --------								
-------- YEAR 2030 --------								
-------- YEAR 2031 --------								
-------- YEAR 2032 --------								
-------- YEAR 2033 --------								
-------- YEAR 2034 --------								
-------- YEAR 2035 --------								
-------- YEAR 2036 --------								
-------- YEAR 2037 --------								
-------- YEAR 2038 --------								
-------- YEAR 2039 --------								
-------- YEAR 2040 --------								

GENERATING COMPANIES THERMAL UNIT	7	306 SP2_F_15 2	307 SP3_Q_HM 3	308 SP3_Q_15 3	309 SP4_Q_HM 4	310 SP4_Q_15 4	311 SP5_HM 5	312 SP5_15 5
-------- YEAR 2011 --------								
OWNERSHIP RATIO	RATIO	0.00	0.00	0.00	0.00	0.00	0.00	0.00
-------- YEAR 2012 --------								
-------- YEAR 2013 --------								
-------- YEAR 2014 --------								
-------- YEAR 2015 --------								

-------- YEAR 2016 --------

-------- YEAR 2017 --------

-------- YEAR 2018 --------

-------- YEAR 2019 --------

-------- YEAR 2020 --------

-------- YEAR 2021 --------

-------- YEAR 2022 --------

-------- YEAR 2023 --------

-------- YEAR 2024 --------

-------- YEAR 2025 --------

-------- YEAR 2026 --------

-------- YEAR 2027 --------

-------- YEAR 2028 --------

-------- YEAR 2029 --------

-------- YEAR 2030 --------

-------- YEAR 2031 --------

-------- YEAR 2032 --------

-------- YEAR 2033 --------

-------- YEAR 2034 --------

-------- YEAR 2035 --------

-------- YEAR 2036 --------

-------- YEAR 2037 --------

-------- YEAR 2038 --------

-------- YEAR 2039 --------

-------- YEAR 2040 --------

GENERATING COMPANIES	7							
THERMAL UNIT		313	314	315	316	317	318	319
		TNR_F_HM	TNR_F_15	TNR_F_HM	TNR_F_15	TNR_F_HM	TNR_F_15	PW_GP_15
		1	1	2	2	3	3	5
-------- YEAR 2011 --------								
OWNERSHIP RATIO	RATIO	0.00	0.00	0.00	0.00	0.00	0.00	0.00

-------- YEAR 2012 --------

-------- YEAR 2013 --------

NOTE: DATA DISPLAYED AFTER 2011 ONLY IF
VALUE CHANGED FROM PREVIOUS YEAR.

AEP EAST
GENERATION AND FUEL MODULE
INPUT SUMMARY REPORT

QUALIFIER = GAF.INPUT.THERMAL UNIT.

GENERATING COMPANIES THERMAL UNIT	7	313 TNR_F_HM 1	314 TNR_F_15 1	315 TNR_F_HM 2	316 TNR_F_15 2	317 TNR_F_HM 3	318 TNR_F_15 3	319 PW_GP_15 5
-------- YEAR 2014 --------								
-------- YEAR 2015 --------								
-------- YEAR 2016 --------								
-------- YEAR 2017 --------								
-------- YEAR 2018 --------								
-------- YEAR 2019 --------								
-------- YEAR 2020 --------								
-------- YEAR 2021 --------								
-------- YEAR 2022 --------								
-------- YEAR 2023 --------								
-------- YEAR 2024 --------								
-------- YEAR 2025 --------								
-------- YEAR 2026 --------								
-------- YEAR 2027 --------								
-------- YEAR 2028 --------								
-------- YEAR 2029 --------								
-------- YEAR 2030 --------								
-------- YEAR 2031 --------								
-------- YEAR 2032 --------								
-------- YEAR 2033 --------								
-------- YEAR 2034 --------								
-------- YEAR 2035 --------								
-------- YEAR 2036 --------								
-------- YEAR 2037 --------								
-------- YEAR 2038 --------								
-------- YEAR 2039 --------								
-------- YEAR 2040 --------								

GENERATING COMPANIES THERMAL UNIT	7	320 RHills 1 1	500 DUMMY_OP 0	501 DUMMY_IM 0	502 DUMMY_AP 0	503 DUMMY_KP 0	958 CC_KPCO 958	959 RP2D_KP 959
-------- YEAR 2011 --------								
OWNERSHIP RATIO	RATIO	1.00	0.00	0.00	0.00	0.00	0.00	0.00
-------- YEAR 2012 --------								
-------- YEAR 2013 --------								
-------- YEAR 2014 --------								
-------- YEAR 2015 --------								
-------- YEAR 2016 --------								
-------- YEAR 2017 --------								
-------- YEAR 2018 --------								
-------- YEAR 2019 --------								
-------- YEAR 2020 --------								
-------- YEAR 2021 --------								
-------- YEAR 2022 --------								
-------- YEAR 2023 --------								
-------- YEAR 2024 --------								
-------- YEAR 2025 --------								
-------- YEAR 2026 --------								
-------- YEAR 2027 --------								

-------- YEAR 2028 --------

-------- YEAR 2029 --------

-------- YEAR 2030 --------

-------- YEAR 2031 --------

-------- YEAR 2032 --------

-------- YEAR 2033 --------

-------- YEAR 2034 --------

-------- YEAR 2035 --------

-------- YEAR 2036 --------

-------- YEAR 2037 --------

-------- YEAR 2038 --------

-------- YEAR 2039 --------

-------- YEAR 2040 --------

GENERATING COMPANIES	7							
THERMAL UNIT		960	961	962	963	964	965	966
		RP2D_IM	CSV6_SCR	CSV5_SCR	DUMMY_OP	DUMMY_OP	RP1D_03	RP1D_KP
		960	961	962	963	964	965	966
-------- YEAR 2011 --------								
OWNERSHIP RATIO	RATIO	0.00	0.00	0.00	0.00	0.00	0.00	0.00

-------- YEAR 2012 --------

-------- YEAR 2013 --------

-------- YEAR 2014 --------

-------- YEAR 2015 --------

-------- YEAR 2016 --------

-------- YEAR 2017 --------

-------- YEAR 2018 --------

-------- YEAR 2019 --------

-------- YEAR 2020 --------

-------- YEAR 2021 --------

-------- YEAR 2022 --------

-------- YEAR 2023 --------

-------- YEAR 2024 --------

-------- YEAR 2025 --------

NOTE: DATA DISPLAYED AFTER 2011 ONLY IF
VALUE CHANGED FROM PREVIOUS YEAR.

AEP EAST
GENERATION AND FUEL MODULE
INPUT SUMMARY REPORT

QUALIFIER = GAF.INPUT.THERMAL UNIT.

GENERATING COMPANIES THERMAL UNIT	7	960 RP2D_IM 960	961 CSV6_SCR 961	962 CSV5_SCR 962	963 DUMMY_OP 963	964 DUMMY_OP 964	965 RP1D_03 965	966 RP1D_KP 966
-------- YEAR 2026 --------								
-------- YEAR 2027 --------								
-------- YEAR 2028 --------								
-------- YEAR 2029 --------								
-------- YEAR 2030 --------								
-------- YEAR 2031 --------								
-------- YEAR 2032 --------								
-------- YEAR 2033 --------								
-------- YEAR 2034 --------								
-------- YEAR 2035 --------								
-------- YEAR 2036 --------								
-------- YEAR 2037 --------								
-------- YEAR 2038 --------								
-------- YEAR 2039 --------								
-------- YEAR 2040 --------								

GENERATING COMPANIES THERMAL UNIT	7	967 BS2 FGD 967	968 CR2_NGCC 968	969 CR1_NGCC 969	970 MR5_NGCC 970	971 DUMMY_OP 971	972 DUMMY_OP 972	973 DUMMY_OP 973
-------- YEAR 2011 --------								
OWNERSHIP RATIO	RATIO	0.00	0.00	0.00	0.00	0.00	0.00	0.00
-------- YEAR 2012 --------								
-------- YEAR 2013 --------								
-------- YEAR 2014 --------								
-------- YEAR 2015 --------								
-------- YEAR 2016 --------								
-------- YEAR 2017 --------								
-------- YEAR 2018 --------								
-------- YEAR 2019 --------								
-------- YEAR 2020 --------								
-------- YEAR 2021 --------								
-------- YEAR 2022 --------								
-------- YEAR 2023 --------								
-------- YEAR 2024 --------								
-------- YEAR 2025 --------								
-------- YEAR 2026 --------								
-------- YEAR 2027 --------								
-------- YEAR 2028 --------								
-------- YEAR 2029 --------								
-------- YEAR 2030 --------								
-------- YEAR 2031 --------								
-------- YEAR 2032 --------								
-------- YEAR 2033 --------								
-------- YEAR 2034 --------								
-------- YEAR 2035 --------								
-------- YEAR 2036 --------								
-------- YEAR 2037 --------								
-------- YEAR 2038 --------								
-------- YEAR 2039 --------								

-------- YEAR 2040 --------

GENERATING COMPANIES THERMAL UNIT	7	974 DUMMY_OP 974	975 DUMMY_OP 975	976 DUMMY_OP 976	977 DUMMY_OP 977	978 DUMMY_OP 978	979 DUMMY_OP 979	980 DUMMY_OP 980
-------- YEAR 2011 --------								
OWNERSHIP RATIO	RATIO	0.00	0.00	0.00	0.00	0.00	0.00	0.00
-------- YEAR 2012 --------								
-------- YEAR 2013 --------								
-------- YEAR 2014 --------								
-------- YEAR 2015 --------								
-------- YEAR 2016 --------								
-------- YEAR 2017 --------								
-------- YEAR 2018 --------								
-------- YEAR 2019 --------								
-------- YEAR 2020 --------								
-------- YEAR 2021 --------								
-------- YEAR 2022 --------								
-------- YEAR 2023 --------								
-------- YEAR 2024 --------								
-------- YEAR 2025 --------								
-------- YEAR 2026 --------								
-------- YEAR 2027 --------								
-------- YEAR 2028 --------								
-------- YEAR 2029 --------								
-------- YEAR 2030 --------								
-------- YEAR 2031 --------								
-------- YEAR 2032 --------								
-------- YEAR 2033 --------								
-------- YEAR 2034 --------								
-------- YEAR 2035 --------								
-------- YEAR 2036 --------								
-------- YEAR 2037 --------								

NOTE: DATA DISPLAYED AFTER 2011 ONLY IF VALUE CHANGED FROM PREVIOUS YEAR.

AEP EAST
GENERATION AND FUEL MODULE
INPUT SUMMARY REPORT

QUALIFIER = GAF.INPUT.THERMAL UNIT.

GENERATING COMPANIES THERMAL UNIT	7	974 DUMMY_OP 974	975 DUMMY_OP 975	976 DUMMY_OP 976	977 DUMMY_OP 977	978 DUMMY_OP 978	979 DUMMY_OP 979	980 DUMMY_OP 980
-------- YEAR 2038 --------								
-------- YEAR 2039 --------								
-------- YEAR 2040 --------								

GENERATING COMPANIES THERMAL UNIT	7	981 DUMMY_OP 981	982 DUMMY_OP 982	983 DUMMY_OP 983	984 DUMMY_OP 984	985 DUMMY_OP 985	986 DUMMY_OP 986	987 DUMMY_OP 987
-------- YEAR 2011 --------								
OWNERSHIP RATIO	RATIO	0.00	0.00	0.00	0.00	0.00	0.00	0.00
-------- YEAR 2012 --------								
-------- YEAR 2013 --------								
-------- YEAR 2014 --------								
-------- YEAR 2015 --------								
-------- YEAR 2016 --------								
-------- YEAR 2017 --------								
-------- YEAR 2018 --------								
-------- YEAR 2019 --------								
-------- YEAR 2020 --------								
-------- YEAR 2021 --------								
-------- YEAR 2022 --------								
-------- YEAR 2023 --------								
-------- YEAR 2024 --------								
-------- YEAR 2025 --------								
-------- YEAR 2026 --------								
-------- YEAR 2027 --------								
-------- YEAR 2028 --------								
-------- YEAR 2029 --------								
-------- YEAR 2030 --------								
-------- YEAR 2031 --------								
-------- YEAR 2032 --------								
-------- YEAR 2033 --------								
-------- YEAR 2034 --------								
-------- YEAR 2035 --------								
-------- YEAR 2036 --------								
-------- YEAR 2037 --------								
-------- YEAR 2038 --------								
-------- YEAR 2039 --------								
-------- YEAR 2040 --------								

GENERATING COMPANIES THERMAL UNIT	7	988 DUMMY_OP 988	989 DUMMY_OP 989	990 DUMMY_OP 990	991 DUMMY_OP 991	992 DUMMY_OP 992	993 DUMMY_OP 993	994 DUMMY_OP 994
-------- YEAR 2011 --------								
OWNERSHIP RATIO	RATIO	0.00	0.00	0.00	0.00	0.00	0.00	0.00
-------- YEAR 2012 --------								
-------- YEAR 2013 --------								
-------- YEAR 2014 --------								
-------- YEAR 2015 --------								
-------- YEAR 2016 --------								
-------- YEAR 2017 --------								
-------- YEAR 2018 --------								

-------- YEAR 2019 --------

-------- YEAR 2020 --------

-------- YEAR 2021 --------

-------- YEAR 2022 --------

-------- YEAR 2023 --------

-------- YEAR 2024 --------

-------- YEAR 2025 --------

-------- YEAR 2026 --------

-------- YEAR 2027 --------

-------- YEAR 2028 --------

-------- YEAR 2029 --------

-------- YEAR 2030 --------

-------- YEAR 2031 --------

-------- YEAR 2032 --------

-------- YEAR 2033 --------

-------- YEAR 2034 --------

-------- YEAR 2035 --------

-------- YEAR 2036 --------

-------- YEAR 2037 --------

-------- YEAR 2038 --------

-------- YEAR 2039 --------

-------- YEAR 2040 --------

GENERATING COMPANIES	7					
THERMAL UNIT		995	996	997	998	999
		DUMMY_OP	T4_TRONA	RP2TR_KP	RP2TR_IM	DUMMY_OP
		995	996	997	998	999
-------- YEAR 2011 --------						
OWNERSHIP RATIO	RATIO	0.00	0.00	0.00	0.00	0.00

-------- YEAR 2012 --------

-------- YEAR 2013 --------

-------- YEAR 2014 --------

-------- YEAR 2015 --------

-------- YEAR 2016 --------

NOTE: DATA DISPLAYED AFTER 2011 ONLY IF
VALUE CHANGED FROM PREVIOUS YEAR.

AEP EAST
GENERATION AND FUEL MODULE
INPUT SUMMARY REPORT

QUALIFIER = GAF.INPUT.THERMAL UNIT.

GENERATING COMPANIES	7					
THERMAL UNIT		995	996	997	998	999
		DUMMY_OP	T4_TRONA	RP2TR_KP	RP2TR_IM	DUMMY_OP
		995	996	997	998	999

-------- YEAR 2017 --------

-------- YEAR 2018 --------

-------- YEAR 2019 --------

-------- YEAR 2020 --------

-------- YEAR 2021 --------

-------- YEAR 2022 --------

-------- YEAR 2023 --------

-------- YEAR 2024 --------

-------- YEAR 2025 --------

-------- YEAR 2026 --------

-------- YEAR 2027 --------

-------- YEAR 2028 --------

-------- YEAR 2029 --------

-------- YEAR 2030 --------

-------- YEAR 2031 --------

-------- YEAR 2032 --------

-------- YEAR 2033 --------

-------- YEAR 2034 --------

-------- YEAR 2035 --------

-------- YEAR 2036 --------

-------- YEAR 2037 --------

-------- YEAR 2038 --------

-------- YEAR 2039 --------

-------- YEAR 2040 --------

NOTE: DATA DISPLAYED AFTER 2011 ONLY IF
VALUE CHANGED FROM PREVIOUS YEAR.

AEP EAST
GENERATION AND FUEL MODULE
INPUT SUMMARY REPORT

QUALIFIER = GAF.INPUT.THERMAL UNIT.

========== SEASON 1 JANUARY ==========

THERMAL UNIT	1	2	3	4	5	6	7
	AMOS	AMOS	AMOS_OP	BECKJORD	BIG SAND	BIG SAND	CARD 1+2
	1	2	3	6	1	2	1
-------- YEAR 2011 --------							
SEASONAL HEAT RATE PROFILE	0	0	0	0	0	0	0
-------- YEAR 2012 --------							
-------- YEAR 2013 --------							
-------- YEAR 2014 --------							
-------- YEAR 2015 --------							
-------- YEAR 2016 --------							
-------- YEAR 2017 --------							
-------- YEAR 2018 --------							
-------- YEAR 2019 --------							
-------- YEAR 2020 --------							
-------- YEAR 2021 --------							
-------- YEAR 2022 --------							
-------- YEAR 2023 --------							
-------- YEAR 2024 --------							
-------- YEAR 2025 --------							
-------- YEAR 2026 --------							
-------- YEAR 2027 --------							
-------- YEAR 2028 --------							
-------- YEAR 2029 --------							
-------- YEAR 2030 --------							
-------- YEAR 2031 --------							
-------- YEAR 2032 --------							
-------- YEAR 2033 --------							
-------- YEAR 2034 --------							
-------- YEAR 2035 --------							
-------- YEAR 2036 --------							
-------- YEAR 2037 --------							
-------- YEAR 2038 --------							
-------- YEAR 2039 --------							
-------- YEAR 2040 --------							

========== SEASON 1 JANUARY ==========

THERMAL UNIT	8	9	10	11	12	13	14
	CARD 1+2	CARD 3	CLIFTY	CLIFTY	CLIFTY	CLIFTY	CLIFTY
	2	3	1	2	3	4	5
-------- YEAR 2011 --------							
SEASONAL HEAT RATE PROFILE	0	0	0	0	0	0	0
-------- YEAR 2012 --------							
-------- YEAR 2013 --------							
-------- YEAR 2014 --------							
-------- YEAR 2015 --------							
-------- YEAR 2016 --------							
-------- YEAR 2017 --------							
-------- YEAR 2018 --------							
-------- YEAR 2019 --------							
-------- YEAR 2020 --------							
-------- YEAR 2021 --------							
-------- YEAR 2022 --------							
-------- YEAR 2023 --------							
-------- YEAR 2024 --------							

-------- YEAR 2025 --------

-------- YEAR 2026 --------

-------- YEAR 2027 --------

-------- YEAR 2028 --------

-------- YEAR 2029 --------

-------- YEAR 2030 --------

-------- YEAR 2031 --------

-------- YEAR 2032 --------

-------- YEAR 2033 --------

-------- YEAR 2034 --------

-------- YEAR 2035 --------

-------- YEAR 2036 --------

-------- YEAR 2037 --------

-------- YEAR 2038 --------

-------- YEAR 2039 --------

-------- YEAR 2040 --------

========== SEASON 1 JANUARY ==========

THERMAL UNIT	15	16	17	18	19	20	21
	CLIFTY	CLINCH R	CLINCH R	CLINCH R	ROCKP_KP	ROCKP_KP	CSVL 1-4
	6	1	2	3	1	2	3
-------- YEAR 2011 --------							
SEASONAL HEAT RATE PROFILE	0	0	0	0	0	0	0

-------- YEAR 2012 --------

-------- YEAR 2013 --------

-------- YEAR 2014 --------

-------- YEAR 2015 --------

-------- YEAR 2016 --------

-------- YEAR 2017 --------

-------- YEAR 2018 --------

-------- YEAR 2019 --------

-------- YEAR 2020 --------

-------- YEAR 2021 --------

-------- YEAR 2022 --------

NOTE: DATA DISPLAYED AFTER 2011 ONLY IF
VALUE CHANGED FROM PREVIOUS YEAR.

AEP EAST
GENERATION AND FUEL MODULE
INPUT SUMMARY REPORT

QUALIFIER = GAF.INPUT.THERMAL UNIT.

========== SEASON 1 JANUARY ==========

THERMAL UNIT	15 CLIFTY 6	16 CLINCH R 1	17 CLINCH R 2	18 CLINCH R 3	19 ROCKP_KP 1	20 ROCKP_KP 2	21 CSVL 1-4 3
-------- YEAR 2023 --------							
-------- YEAR 2024 --------							
-------- YEAR 2025 --------							
-------- YEAR 2026 --------							
-------- YEAR 2027 --------							
-------- YEAR 2028 --------							
-------- YEAR 2029 --------							
-------- YEAR 2030 --------							
-------- YEAR 2031 --------							
-------- YEAR 2032 --------							
-------- YEAR 2033 --------							
-------- YEAR 2034 --------							
-------- YEAR 2035 --------							
-------- YEAR 2036 --------							
-------- YEAR 2037 --------							
-------- YEAR 2038 --------							
-------- YEAR 2039 --------							
-------- YEAR 2040 --------							

========== SEASON 1 JANUARY ==========

THERMAL UNIT	22 CSVL 1-4 4	23 CSVL 5+6 5	24 CSVL 5+6 6	25 D C COOK 1	26 D C COOK 2	27 GAVIN 1	28 GAVIN 2
-------- YEAR 2011 --------							
SEASONAL HEAT RATE PROFILE	0	0	0	0	0	0	28
-------- YEAR 2012 --------							
SEASONAL HEAT RATE PROFILE	0	0	0	0	0	0	0
-------- YEAR 2013 --------							
-------- YEAR 2014 --------							
-------- YEAR 2015 --------							
-------- YEAR 2016 --------							
-------- YEAR 2017 --------							
-------- YEAR 2018 --------							
-------- YEAR 2019 --------							
-------- YEAR 2020 --------							
-------- YEAR 2021 --------							
-------- YEAR 2022 --------							
-------- YEAR 2023 --------							
-------- YEAR 2024 --------							
-------- YEAR 2025 --------							
-------- YEAR 2026 --------							
-------- YEAR 2027 --------							
-------- YEAR 2028 --------							
-------- YEAR 2029 --------							
-------- YEAR 2030 --------							
-------- YEAR 2031 --------							
-------- YEAR 2032 --------							
-------- YEAR 2033 --------							
-------- YEAR 2034 --------							
-------- YEAR 2035 --------							
-------- YEAR 2036 --------							

-------- YEAR 2037 --------

-------- YEAR 2038 --------

-------- YEAR 2039 --------

-------- YEAR 2040 --------

========== SEASON 1 JANUARY ==========

THERMAL UNIT	29 GLEN LYN 5	30 GLEN LYN 6	33 KAMMER 1	34 KAMMER 2	35 KAMMER 3	36 KANAWHA 1	37 KANAWHA 2
-------- YEAR 2011 --------							
SEASONAL HEAT RATE PROFILE	0	0	0	0	0	0	0

-------- YEAR 2012 --------

-------- YEAR 2013 --------

-------- YEAR 2014 --------

-------- YEAR 2015 --------

-------- YEAR 2016 --------

-------- YEAR 2017 --------

-------- YEAR 2018 --------

-------- YEAR 2019 --------

-------- YEAR 2020 --------

-------- YEAR 2021 --------

-------- YEAR 2022 --------

-------- YEAR 2023 --------

-------- YEAR 2024 --------

-------- YEAR 2025 --------

-------- YEAR 2026 --------

-------- YEAR 2027 --------

-------- YEAR 2028 --------

-------- YEAR 2029 --------

-------- YEAR 2030 --------

-------- YEAR 2031 --------

-------- YEAR 2032 --------

-------- YEAR 2033 --------

-------- YEAR 2034 --------

NOTE: DATA DISPLAYED AFTER 2011 ONLY IF
VALUE CHANGED FROM PREVIOUS YEAR.

AEP EAST
GENERATION AND FUEL MODULE
INPUT SUMMARY REPORT

QUALIFIER = GAF.INPUT.THERMAL UNIT.

========== SEASON 1 JANUARY ==========

THERMAL UNIT	29 GLEN LYN 5	30 GLEN LYN 6	33 KAMMER 1	34 KAMMER 2	35 KAMMER 3	36 KANAWHA 1	37 KANAWHA 2
-------- YEAR 2035 --------							
-------- YEAR 2036 --------							
-------- YEAR 2037 --------							
-------- YEAR 2038 --------							
-------- YEAR 2039 --------							
-------- YEAR 2040 --------							

========== SEASON 1 JANUARY ==========

THERMAL UNIT	38 KYGER 1	39 KYGER 2	40 KYGER 3	41 KYGER 4	42 KYGER 5	43 MITCHELL 1	44 MITCHELL 2
-------- YEAR 2011 --------							
SEASONAL HEAT RATE PROFILE	0	0	0	0	0	0	0
-------- YEAR 2012 --------							
-------- YEAR 2013 --------							
-------- YEAR 2014 --------							
-------- YEAR 2015 --------							
-------- YEAR 2016 --------							
-------- YEAR 2017 --------							
-------- YEAR 2018 --------							
-------- YEAR 2019 --------							
-------- YEAR 2020 --------							
-------- YEAR 2021 --------							
-------- YEAR 2022 --------							
-------- YEAR 2023 --------							
-------- YEAR 2024 --------							
-------- YEAR 2025 --------							
-------- YEAR 2026 --------							
-------- YEAR 2027 --------							
-------- YEAR 2028 --------							
-------- YEAR 2029 --------							
-------- YEAR 2030 --------							
-------- YEAR 2031 --------							
-------- YEAR 2032 --------							
-------- YEAR 2033 --------							
-------- YEAR 2034 --------							
-------- YEAR 2035 --------							
-------- YEAR 2036 --------							
-------- YEAR 2037 --------							
-------- YEAR 2038 --------							
-------- YEAR 2039 --------							
-------- YEAR 2040 --------							

========== SEASON 1 JANUARY ==========

THERMAL UNIT	45 MOUNT_ER 1	46 MUSK RVR 1	47 MUSK RVR 2	48 MUSK RVR 3	49 MUSK RVR 4	50 MUSK RVR 5	51 P SPORN 1
-------- YEAR 2011 --------							
SEASONAL HEAT RATE PROFILE	45	0	0	0	0	0	0
-------- YEAR 2012 --------							
SEASONAL HEAT RATE PROFILE	0	0	0	0	0	0	0
-------- YEAR 2013 --------							
-------- YEAR 2014 --------							
SEASONAL HEAT RATE PROFILE	150	0	0	0	0	0	0

-------- YEAR 2015 --------							
SEASONAL HEAT RATE PROFILE	0	0	0	0	0	0	0
-------- YEAR 2016 --------							
-------- YEAR 2017 --------							
-------- YEAR 2018 --------							
-------- YEAR 2019 --------							
-------- YEAR 2020 --------							
-------- YEAR 2021 --------							
-------- YEAR 2022 --------							
-------- YEAR 2023 --------							
-------- YEAR 2024 --------							
-------- YEAR 2025 --------							
-------- YEAR 2026 --------							
-------- YEAR 2027 --------							
-------- YEAR 2028 --------							
-------- YEAR 2029 --------							
-------- YEAR 2030 --------							
-------- YEAR 2031 --------							
-------- YEAR 2032 --------							
-------- YEAR 2033 --------							
-------- YEAR 2034 --------							
-------- YEAR 2035 --------							
-------- YEAR 2036 --------							
-------- YEAR 2037 --------							
-------- YEAR 2038 --------							
-------- YEAR 2039 --------							
-------- YEAR 2040 --------							

========== SEASON 1 JANUARY ==========

THERMAL UNIT	52	53	54	55	56	57	58
	P SPORN	P SPORN	P SPORN	P SPORN	PICWAY	RPRET_IM	RPRUN_IM
	2	3	4	5	5	1	1
-------- YEAR 2011 --------							
SEASONAL HEAT RATE PROFILE	0	0	0	0	0	0	0
-------- YEAR 2012 --------							

NOTE: DATA DISPLAYED AFTER 2011 ONLY IF
VALUE CHANGED FROM PREVIOUS YEAR.

AEP EAST
GENERATION AND FUEL MODULE
INPUT SUMMARY REPORT

QUALIFIER = GAF.INPUT.THERMAL UNIT.

========== SEASON 1 JANUARY ==========

THERMAL UNIT	52	53	54	55	56	57	58
	P SPORN	P SPORN	P SPORN	P SPORN	PICWAY	RPRET_IM	RPRUN_IM
	2	3	4	5	5	1	1
-------- YEAR 2013 --------							
-------- YEAR 2014 --------							
-------- YEAR 2015 --------							
-------- YEAR 2016 --------							
-------- YEAR 2017 --------							
-------- YEAR 2018 --------							
-------- YEAR 2019 --------							
-------- YEAR 2020 --------							
-------- YEAR 2021 --------							
-------- YEAR 2022 --------							
-------- YEAR 2023 --------							
-------- YEAR 2024 --------							
-------- YEAR 2025 --------							
-------- YEAR 2026 --------							
-------- YEAR 2027 --------							
-------- YEAR 2028 --------							
-------- YEAR 2029 --------							
-------- YEAR 2030 --------							
-------- YEAR 2031 --------							
-------- YEAR 2032 --------							
-------- YEAR 2033 --------							
-------- YEAR 2034 --------							
-------- YEAR 2035 --------							
-------- YEAR 2036 --------							
-------- YEAR 2037 --------							
-------- YEAR 2038 --------							
-------- YEAR 2039 --------							
-------- YEAR 2040 --------							

========== SEASON 1 JANUARY ==========

THERMAL UNIT	59	61	62	63	64	65	66
	ROCKP_IM	STUART	STUART	STUART	STUART	AMOS_AP	TANN 1-3
	2	1	2	3	4	3	1
-------- YEAR 2011 --------							
SEASONAL HEAT RATE PROFILE	0	0	0	0	0	0	0
-------- YEAR 2012 --------							
-------- YEAR 2013 --------							
-------- YEAR 2014 --------							
-------- YEAR 2015 --------							
-------- YEAR 2016 --------							
-------- YEAR 2017 --------							
-------- YEAR 2018 --------							
-------- YEAR 2019 --------							
-------- YEAR 2020 --------							
-------- YEAR 2021 --------							
-------- YEAR 2022 --------							
-------- YEAR 2023 --------							
-------- YEAR 2024 --------							
-------- YEAR 2025 --------							
-------- YEAR 2026 --------							

-------- YEAR 2027 --------

-------- YEAR 2028 --------

-------- YEAR 2029 --------

-------- YEAR 2030 --------

-------- YEAR 2031 --------

-------- YEAR 2032 --------

-------- YEAR 2033 --------

-------- YEAR 2034 --------

-------- YEAR 2035 --------

-------- YEAR 2036 --------

-------- YEAR 2037 --------

-------- YEAR 2038 --------

-------- YEAR 2039 --------

-------- YEAR 2040 --------

========== SEASON 1 JANUARY ==========

THERMAL UNIT	67	68	69	70	71	72	73
	TANN 1-3	TANN 1-3	TANN 4	ZIMMER	ROBTMONE	ROBTMONE	ROBTMONE
	2	3	4	1	1	2	3
-------- YEAR 2011 --------							
SEASONAL HEAT RATE PROFILE	0	0	0	0	164	164	164

-------- YEAR 2012 --------

-------- YEAR 2013 --------

-------- YEAR 2014 --------

-------- YEAR 2015 --------

-------- YEAR 2016 --------

-------- YEAR 2017 --------

-------- YEAR 2018 --------

-------- YEAR 2019 --------

-------- YEAR 2020 --------

-------- YEAR 2021 --------

-------- YEAR 2022 --------

-------- YEAR 2023 --------

-------- YEAR 2024 --------

NOTE: DATA DISPLAYED AFTER 2011 ONLY IF
VALUE CHANGED FROM PREVIOUS YEAR.

AEP EAST
GENERATION AND FUEL MODULE
INPUT SUMMARY REPORT

QUALIFIER = GAF.INPUT.THERMAL UNIT.

========== SEASON 1 JANUARY ==========

THERMAL UNIT	67	68	69	70	71	72	73
	TANN 1-3	TANN 1-3	TANN 4	ZIMMER	ROBTMONE	ROBTMONE	ROBTMONE
	2	3	4	1	1	2	3
-------- YEAR 2025 --------							
-------- YEAR 2026 --------							
-------- YEAR 2027 --------							
-------- YEAR 2028 --------							
-------- YEAR 2029 --------							
-------- YEAR 2030 --------							
-------- YEAR 2031 --------							
-------- YEAR 2032 --------							
-------- YEAR 2033 --------							
-------- YEAR 2034 --------							
-------- YEAR 2035 --------							
-------- YEAR 2036 --------							
-------- YEAR 2037 --------							
-------- YEAR 2038 --------							
-------- YEAR 2039 --------							
-------- YEAR 2040 --------							

========== SEASON 1 JANUARY ==========

THERMAL UNIT	75	76	77	78	79	80	81
	CEREDO	CEREDO	CEREDO	CEREDO	CEREDO	CEREDO	DARBY
	1	2	3	4	5	6	1
-------- YEAR 2011 --------							
SEASONAL HEAT RATE PROFILE	0	0	0	0	0	0	0
-------- YEAR 2012 --------							
-------- YEAR 2013 --------							
-------- YEAR 2014 --------							
-------- YEAR 2015 --------							
-------- YEAR 2016 --------							
-------- YEAR 2017 --------							
-------- YEAR 2018 --------							
-------- YEAR 2019 --------							
-------- YEAR 2020 --------							
-------- YEAR 2021 --------							
-------- YEAR 2022 --------							
-------- YEAR 2023 --------							
-------- YEAR 2024 --------							
-------- YEAR 2025 --------							
-------- YEAR 2026 --------							
-------- YEAR 2027 --------							
-------- YEAR 2028 --------							
-------- YEAR 2029 --------							
-------- YEAR 2030 --------							
-------- YEAR 2031 --------							
-------- YEAR 2032 --------							
-------- YEAR 2033 --------							
-------- YEAR 2034 --------							
-------- YEAR 2035 --------							
-------- YEAR 2036 --------							
-------- YEAR 2037 --------							
-------- YEAR 2038 --------							

-------- YEAR 2039 --------

-------- YEAR 2040 --------

========== SEASON 1 JANUARY ==========

THERMAL UNIT	82	83	84	85	86	87	88
	DARBY	DARBY	DARBY	DARBY	DARBY	LWBG WIN	LWBG WIN
	2	3	4	5	6	1	2
-------- YEAR 2011 --------							
SEASONAL HEAT RATE PROFILE	0	0	0	0	0	0	0

-------- YEAR 2012 --------

-------- YEAR 2013 --------

-------- YEAR 2014 --------

-------- YEAR 2015 --------

-------- YEAR 2016 --------

-------- YEAR 2017 --------

-------- YEAR 2018 --------

-------- YEAR 2019 --------

-------- YEAR 2020 --------

-------- YEAR 2021 --------

-------- YEAR 2022 --------

-------- YEAR 2023 --------

-------- YEAR 2024 --------

-------- YEAR 2025 --------

-------- YEAR 2026 --------

-------- YEAR 2027 --------

-------- YEAR 2028 --------

-------- YEAR 2029 --------

-------- YEAR 2030 --------

-------- YEAR 2031 --------

-------- YEAR 2032 --------

-------- YEAR 2033 --------

-------- YEAR 2034 --------

-------- YEAR 2035 --------

-------- YEAR 2036 --------

NOTE: DATA DISPLAYED AFTER 2011 ONLY IF
VALUE CHANGED FROM PREVIOUS YEAR.

AEP EAST
GENERATION AND FUEL MODULE
INPUT SUMMARY REPORT

QUALIFIER = GAF.INPUT.THERMAL UNIT.

========== SEASON 1 JANUARY ==========

THERMAL UNIT	82	83	84	85	86	87	88
	DARBY	DARBY	DARBY	DARBY	DARBY	LWBG WIN	LWBG WIN
	2	3	4	5	6	1	2
-------- YEAR 2037 --------							
-------- YEAR 2038 --------							
-------- YEAR 2039 --------							
-------- YEAR 2040 --------							

========== SEASON 1 JANUARY ==========

THERMAL UNIT	89	90	91	92	93	94	101
	LWBG SMR	LWBG SMR	WATR CC	WATR2	DRESDEN	DRESD2	NUCLEAR
	1	2	1	1	1	1	1
-------- YEAR 2011 --------							
SEASONAL HEAT RATE PROFILE	0	0	0	0	0	0	0
-------- YEAR 2012 --------							
-------- YEAR 2013 --------							
-------- YEAR 2014 --------							
-------- YEAR 2015 --------							
-------- YEAR 2016 --------							
-------- YEAR 2017 --------							
-------- YEAR 2018 --------							
-------- YEAR 2019 --------							
-------- YEAR 2020 --------							
-------- YEAR 2021 --------							
-------- YEAR 2022 --------							
-------- YEAR 2023 --------							
-------- YEAR 2024 --------							
-------- YEAR 2025 --------							
-------- YEAR 2026 --------							
-------- YEAR 2027 --------							
-------- YEAR 2028 --------							
-------- YEAR 2029 --------							
-------- YEAR 2030 --------							
-------- YEAR 2031 --------							
-------- YEAR 2032 --------							
-------- YEAR 2033 --------							
-------- YEAR 2034 --------							
-------- YEAR 2035 --------							
-------- YEAR 2036 --------							
-------- YEAR 2037 --------							
-------- YEAR 2038 --------							
-------- YEAR 2039 --------							
-------- YEAR 2040 --------							

========== SEASON 1 JANUARY ==========

THERMAL UNIT	102	103	104	105	106	107	108
	UPC_NCCS	PC_UL_SU	UPC_RCCS	IGC_NCCS	IGCC GE	IGC_RCCS	CC 2X1FB
	1	1	1	1	1	1	1
-------- YEAR 2011 --------							
SEASONAL HEAT RATE PROFILE	0	0	0	0	0	0	0
-------- YEAR 2012 --------							
-------- YEAR 2013 --------							
-------- YEAR 2014 --------							
-------- YEAR 2015 --------							
-------- YEAR 2016 --------							
-------- YEAR 2017 --------							

-------- YEAR 2018 --------

-------- YEAR 2019 --------

-------- YEAR 2020 --------

-------- YEAR 2021 --------

-------- YEAR 2022 --------

-------- YEAR 2023 --------

-------- YEAR 2024 --------

-------- YEAR 2025 --------

-------- YEAR 2026 --------

-------- YEAR 2027 --------

-------- YEAR 2028 --------

-------- YEAR 2029 --------

-------- YEAR 2030 --------

-------- YEAR 2031 --------

-------- YEAR 2032 --------

-------- YEAR 2033 --------

-------- YEAR 2034 --------

-------- YEAR 2035 --------

-------- YEAR 2036 --------

-------- YEAR 2037 --------

-------- YEAR 2038 --------

-------- YEAR 2039 --------

-------- YEAR 2040 --------

========== SEASON 1 JANUARY ==========

THERMAL UNIT	109	110	111	114	115	124	125
	CC 2x1FA	CC 1x17H	BS2_CC	CT GE7FA	CT_GE7EA	BS2_FGD	BS1_FGD
	1	1	1	1	1	2	1
-------- YEAR 2011 --------							
SEASONAL HEAT RATE PROFILE	0	0	183	0	0	0	0

-------- YEAR 2012 --------

-------- YEAR 2013 --------

-------- YEAR 2014 --------

-------- YEAR 2015 --------

NOTE: DATA DISPLAYED AFTER 2011 ONLY IF
VALUE CHANGED FROM PREVIOUS YEAR.

AEP EAST
GENERATION AND FUEL MODULE
INPUT SUMMARY REPORT

QUALIFIER = GAF.INPUT.THERMAL UNIT.

========== SEASON 1 JANUARY ==========

THERMAL UNIT	109 CC 2x1FA	110 CC 1x17H	111 BS2_CC	114 CT GE7FA	115 CT_GE7EA	124 BS2_FGD	125 BS1_FGD
	1	1	1	1	1	2	1
-------- YEAR 2016 --------							
-------- YEAR 2017 --------							
-------- YEAR 2018 --------							
-------- YEAR 2019 --------							
-------- YEAR 2020 --------							
-------- YEAR 2021 --------							
-------- YEAR 2022 --------							
-------- YEAR 2023 --------							
-------- YEAR 2024 --------							
-------- YEAR 2025 --------							
-------- YEAR 2026 --------							
-------- YEAR 2027 --------							
-------- YEAR 2028 --------							
-------- YEAR 2029 --------							
-------- YEAR 2030 --------							
-------- YEAR 2031 --------							
-------- YEAR 2032 --------							
-------- YEAR 2033 --------							
-------- YEAR 2034 --------							
-------- YEAR 2035 --------							
-------- YEAR 2036 --------							
-------- YEAR 2037 --------							
-------- YEAR 2038 --------							
-------- YEAR 2039 --------							
-------- YEAR 2040 --------							

========== SEASON 1 JANUARY ==========

THERMAL UNIT	126 CSV5_SCR	127 CSV6_SCR	129 CR1_NGCC	130 CR2_NGCC	131 MR5_NGCC	132 MR5_FGD	133 RP1D_IM
	5	6	1	2	5	5	1
-------- YEAR 2011 --------							
SEASONAL HEAT RATE PROFILE	0	0	0	0	0	0	0
-------- YEAR 2012 --------							
-------- YEAR 2013 --------							
-------- YEAR 2014 --------							
-------- YEAR 2015 --------							
-------- YEAR 2016 --------							
-------- YEAR 2017 --------							
-------- YEAR 2018 --------							
-------- YEAR 2019 --------							
-------- YEAR 2020 --------							
-------- YEAR 2021 --------							
-------- YEAR 2022 --------							
-------- YEAR 2023 --------							
-------- YEAR 2024 --------							
-------- YEAR 2025 --------							
-------- YEAR 2026 --------							
-------- YEAR 2027 --------							
-------- YEAR 2028 --------							
-------- YEAR 2029 --------							

-------- YEAR 2030 --------

-------- YEAR 2031 --------

-------- YEAR 2032 --------

-------- YEAR 2033 --------

-------- YEAR 2034 --------

-------- YEAR 2035 --------

-------- YEAR 2036 --------

-------- YEAR 2037 --------

-------- YEAR 2038 --------

-------- YEAR 2039 --------

-------- YEAR 2040 --------

========== SEASON 1 JANUARY ==========

THERMAL UNIT	134 RP2D_IM	135 TAN4_FGD	136 RP1D_KP	137 RP2D_KP	144 TC4_ESP	145 A390% AP	146 A390%OP
	2	4	1	2	4	3	3
-------- YEAR 2011 --------							
SEASONAL HEAT RATE PROFILE	0	0	0	0	0	0	0

-------- YEAR 2012 --------

-------- YEAR 2013 --------

-------- YEAR 2014 --------

-------- YEAR 2015 --------

-------- YEAR 2016 --------

-------- YEAR 2017 --------

-------- YEAR 2018 --------

-------- YEAR 2019 --------

-------- YEAR 2020 --------

-------- YEAR 2021 --------

-------- YEAR 2022 --------

-------- YEAR 2023 --------

-------- YEAR 2024 --------

-------- YEAR 2025 --------

-------- YEAR 2026 --------

-------- YEAR 2027 --------

NOTE: DATA DISPLAYED AFTER 2011 ONLY IF
VALUE CHANGED FROM PREVIOUS YEAR.

AEP EAST
GENERATION AND FUEL MODULE
INPUT SUMMARY REPORT

QUALIFIER = GAF.INPUT.THERMAL UNIT.

========== SEASON 1 JANUARY ==========

THERMAL UNIT	134 RP2D_IM 2	135 TAN4_FGD 4	136 RP1D_KP 1	137 RP2D_KP 2	144 TC4_ESP 4	145 A390% AP 3	146 A390%OP 3
-------- YEAR 2028 --------							
-------- YEAR 2029 --------							
-------- YEAR 2030 --------							
-------- YEAR 2031 --------							
-------- YEAR 2032 --------							
-------- YEAR 2033 --------							
-------- YEAR 2034 --------							
-------- YEAR 2035 --------							
-------- YEAR 2036 --------							
-------- YEAR 2037 --------							
-------- YEAR 2038 --------							
-------- YEAR 2039 --------							
-------- YEAR 2040 --------							

========== SEASON 1 JANUARY ==========

THERMAL UNIT	147 MTN_90% 1	148 RPT1_90% 1	149 RPT2_90% 2	150 GV1_90% 1	151 GV2_90% 2	153 MTN_18% 1	154 CC_FA_KP 1
-------- YEAR 2011 --------							
SEASONAL HEAT RATE PROFILE	0	0	0	0	0	0	0
-------- YEAR 2012 --------							
-------- YEAR 2013 --------							
-------- YEAR 2014 --------							
SEASONAL HEAT RATE PROFILE	150	0	0	0	0	150	0
-------- YEAR 2015 --------							
SEASONAL HEAT RATE PROFILE	0	0	0	0	0	0	0
-------- YEAR 2016 --------							
-------- YEAR 2017 --------							
-------- YEAR 2018 --------							
-------- YEAR 2019 --------							
-------- YEAR 2020 --------							
-------- YEAR 2021 --------							
-------- YEAR 2022 --------							
-------- YEAR 2023 --------							
-------- YEAR 2024 --------							
-------- YEAR 2025 --------							
-------- YEAR 2026 --------							
-------- YEAR 2027 --------							
-------- YEAR 2028 --------							
-------- YEAR 2029 --------							
-------- YEAR 2030 --------							
-------- YEAR 2031 --------							
-------- YEAR 2032 --------							
-------- YEAR 2033 --------							
-------- YEAR 2034 --------							
-------- YEAR 2035 --------							
-------- YEAR 2036 --------							
-------- YEAR 2037 --------							
-------- YEAR 2038 --------							
-------- YEAR 2039 --------							
-------- YEAR 2040 --------							

========== SEASON 1 JANUARY ==========

THERMAL UNIT	155	156	157	158	159	160	161
	CT_OHIO	CC_OH	CT_I&M	CC_I&M	CT_APCO	CC_APCO	CT_KPCO
	1	1	1	1	1	1	1
-------- YEAR 2011 --------							
SEASONAL HEAT RATE PROFILE	0	0	0	0	0	0	0
-------- YEAR 2012 --------							
-------- YEAR 2013 --------							
-------- YEAR 2014 --------							
-------- YEAR 2015 --------							
-------- YEAR 2016 --------							
-------- YEAR 2017 --------							
-------- YEAR 2018 --------							
-------- YEAR 2019 --------							
-------- YEAR 2020 --------							
-------- YEAR 2021 --------							
-------- YEAR 2022 --------							
-------- YEAR 2023 --------							
-------- YEAR 2024 --------							
-------- YEAR 2025 --------							
-------- YEAR 2026 --------							
-------- YEAR 2027 --------							
-------- YEAR 2028 --------							
-------- YEAR 2029 --------							
-------- YEAR 2030 --------							
-------- YEAR 2031 --------							
-------- YEAR 2032 --------							
-------- YEAR 2033 --------							
-------- YEAR 2034 --------							
-------- YEAR 2035 --------							
-------- YEAR 2036 --------							
-------- YEAR 2037 --------							
-------- YEAR 2038 --------							

NOTE: DATA DISPLAYED AFTER 2011 ONLY IF
VALUE CHANGED FROM PREVIOUS YEAR.

AEP EAST
GENERATION AND FUEL MODULE
INPUT SUMMARY REPORT

QUALIFIER = GAF.INPUT.THERMAL UNIT.

========== SEASON 1 JANUARY ==========

THERMAL UNIT	155	156	157	158	159	160	161
	CT_OHIO	CC_OH	CT_I&M	CC_I&M	CT_APCO	CC_APCO	CT_KPCO
	1	1	1	1	1	1	1
-------- YEAR 2039 --------							
-------- YEAR 2040 --------							

========== SEASON 1 JANUARY ==========

THERMAL UNIT	162	163	164	165	166	168	169
	CC_KPCO	BS2 FGD	BS2 FGD	BS2 FGD	BS2 FGD	IGCC AP	PC_UL_AP
	1	1	5	22	23	1	1
-------- YEAR 2011 --------							
SEASONAL HEAT RATE PROFILE	0	0	0	0	0	0	0
-------- YEAR 2012 --------							
-------- YEAR 2013 --------							
-------- YEAR 2014 --------							
-------- YEAR 2015 --------							
-------- YEAR 2016 --------							
-------- YEAR 2017 --------							
-------- YEAR 2018 --------							
-------- YEAR 2019 --------							
-------- YEAR 2020 --------							
-------- YEAR 2021 --------							
-------- YEAR 2022 --------							
-------- YEAR 2023 --------							
-------- YEAR 2024 --------							
-------- YEAR 2025 --------							
-------- YEAR 2026 --------							
-------- YEAR 2027 --------							
-------- YEAR 2028 --------							
-------- YEAR 2029 --------							
-------- YEAR 2030 --------							
-------- YEAR 2031 --------							
-------- YEAR 2032 --------							
-------- YEAR 2033 --------							
-------- YEAR 2034 --------							
-------- YEAR 2035 --------							
-------- YEAR 2036 --------							
-------- YEAR 2037 --------							
-------- YEAR 2038 --------							
-------- YEAR 2039 --------							
-------- YEAR 2040 --------							

========== SEASON 1 JANUARY ==========

THERMAL UNIT	170	171	172	173	174	175	176
	Nuke_AP	IGCC IM	PC_UL_IM	NUKE_IM	IGCC KP	PC_UL_KP	NUKE_KP
	1	1	1	1	1	1	1
-------- YEAR 2011 --------							
SEASONAL HEAT RATE PROFILE	0	0	0	0	0	0	0
-------- YEAR 2012 --------							
-------- YEAR 2013 --------							
-------- YEAR 2014 --------							
-------- YEAR 2015 --------							
-------- YEAR 2016 --------							
-------- YEAR 2017 --------							
-------- YEAR 2018 --------							
-------- YEAR 2019 --------							

-------- YEAR 2020 --------

-------- YEAR 2021 --------

-------- YEAR 2022 --------

-------- YEAR 2023 --------

-------- YEAR 2024 --------

-------- YEAR 2025 --------

-------- YEAR 2026 --------

-------- YEAR 2027 --------

-------- YEAR 2028 --------

-------- YEAR 2029 --------

-------- YEAR 2030 --------

-------- YEAR 2031 --------

-------- YEAR 2032 --------

-------- YEAR 2033 --------

-------- YEAR 2034 --------

-------- YEAR 2035 --------

-------- YEAR 2036 --------

-------- YEAR 2037 --------

-------- YEAR 2038 --------

-------- YEAR 2039 --------

-------- YEAR 2040 --------

========== SEASON 1 JANUARY ==========

THERMAL UNIT	177	178	179	181	182	183	184
	IGCC OH	PC_UL_OH	NUKE OH	RP1D_03	RP1D_04	RP1D_08	RP1D_20
	1	1	1	1	1	1	1
-------- YEAR 2011 --------							
SEASONAL HEAT RATE PROFILE	0	0	0	0	0	0	0

-------- YEAR 2012 --------

-------- YEAR 2013 --------

-------- YEAR 2014 --------

-------- YEAR 2015 --------

-------- YEAR 2016 --------

-------- YEAR 2017 --------

NOTE: DATA DISPLAYED AFTER 2011 ONLY IF
VALUE CHANGED FROM PREVIOUS YEAR.

AEP EAST
GENERATION AND FUEL MODULE
INPUT SUMMARY REPORT

QUALIFIER = GAF.INPUT.THERMAL UNIT.

========== SEASON 1 JANUARY ==========

THERMAL UNIT	177	178	179	181	182	183	184
	IGCC OH	PC_UL_OH	NUKE OH	RP1D_03	RP1D_04	RP1D_08	RP1D_20
	1	1	1	1	1	1	1
-------- YEAR 2018 --------							
-------- YEAR 2019 --------							
-------- YEAR 2020 --------							
-------- YEAR 2021 --------							
-------- YEAR 2022 --------							
-------- YEAR 2023 --------							
-------- YEAR 2024 --------							
-------- YEAR 2025 --------							
-------- YEAR 2026 --------							
-------- YEAR 2027 --------							
-------- YEAR 2028 --------							
-------- YEAR 2029 --------							
-------- YEAR 2030 --------							
-------- YEAR 2031 --------							
-------- YEAR 2032 --------							
-------- YEAR 2033 --------							
-------- YEAR 2034 --------							
-------- YEAR 2035 --------							
-------- YEAR 2036 --------							
-------- YEAR 2037 --------							
-------- YEAR 2038 --------							
-------- YEAR 2039 --------							
-------- YEAR 2040 --------							

========== SEASON 1 JANUARY ==========

THERMAL UNIT	186	187	188	189	190	191	223
	RP1TR_IM	RP2TR_IM	RP1TR_KP	RP2TR_KP	T4_TRONA	T4_TRCCR	MR_STKR1
	1	2	1	2	4	4	1
-------- YEAR 2011 --------							
SEASONAL HEAT RATE PROFILE	0	0	0	0	0	0	0
-------- YEAR 2012 --------							
-------- YEAR 2013 --------							
-------- YEAR 2014 --------							
-------- YEAR 2015 --------							
-------- YEAR 2016 --------							
-------- YEAR 2017 --------							
-------- YEAR 2018 --------							
-------- YEAR 2019 --------							
-------- YEAR 2020 --------							
-------- YEAR 2021 --------							
-------- YEAR 2022 --------							
-------- YEAR 2023 --------							
-------- YEAR 2024 --------							
-------- YEAR 2025 --------							
-------- YEAR 2026 --------							
-------- YEAR 2027 --------							
-------- YEAR 2028 --------							
-------- YEAR 2029 --------							
-------- YEAR 2030 --------							
-------- YEAR 2031 --------							

-------- YEAR 2032 --------

-------- YEAR 2033 --------

-------- YEAR 2034 --------

-------- YEAR 2035 --------

-------- YEAR 2036 --------

-------- YEAR 2037 --------

-------- YEAR 2038 --------

-------- YEAR 2039 --------

-------- YEAR 2040 --------

========== SEASON 1 JANUARY ==========

THERMAL UNIT	224	228	229	230	231	232	233
	MR_STKR2	AMS3_SI	BS2_SI	MR5_CF	MR5_SI	RPT1_CF	RPT2_CF
	1	3	2	5	5	1	2
-------- YEAR 2011 --------							
SEASONAL HEAT RATE PROFILE	0	0	0	0	0	0	0

-------- YEAR 2012 --------

-------- YEAR 2013 --------

-------- YEAR 2014 --------

-------- YEAR 2015 --------

-------- YEAR 2016 --------

-------- YEAR 2017 --------

-------- YEAR 2018 --------

-------- YEAR 2019 --------

-------- YEAR 2020 --------

-------- YEAR 2021 --------

-------- YEAR 2022 --------

-------- YEAR 2023 --------

-------- YEAR 2024 --------

-------- YEAR 2025 --------

-------- YEAR 2026 --------

-------- YEAR 2027 --------

-------- YEAR 2028 --------

-------- YEAR 2029 --------

NOTE: DATA DISPLAYED AFTER 2011 ONLY IF
VALUE CHANGED FROM PREVIOUS YEAR.

AEP EAST
GENERATION AND FUEL MODULE
INPUT SUMMARY REPORT

QUALIFIER = GAF.INPUT.THERMAL UNIT.

========== SEASON 1 JANUARY ==========

THERMAL UNIT	224 MR_STKR2 1	228 AMS3_SI 3	229 BS2_SI 2	230 MR5_CF 5	231 MR5_SI 5	232 RPT1_CF 1	233 RPT2_CF 2
-------- YEAR 2030 --------							
-------- YEAR 2031 --------							
-------- YEAR 2032 --------							
-------- YEAR 2033 --------							
-------- YEAR 2034 --------							
-------- YEAR 2035 --------							
-------- YEAR 2036 --------							
-------- YEAR 2037 --------							
-------- YEAR 2038 --------							
-------- YEAR 2039 --------							
-------- YEAR 2040 --------							

========== SEASON 1 JANUARY ==========

THERMAL UNIT	234 RPT1_SI 1	235 RPT2_SI 2	251 DC1_HPT 1	252 DC1_IS 1	253 DC1_EFF 1	254 DC1_17 1	255 DC1_3800 1
-------- YEAR 2011 --------							
SEASONAL HEAT RATE PROFILE	0	0	0	0	0	0	0
-------- YEAR 2012 --------							
-------- YEAR 2013 --------							
-------- YEAR 2014 --------							
-------- YEAR 2015 --------							
-------- YEAR 2016 --------							
-------- YEAR 2017 --------							
-------- YEAR 2018 --------							
-------- YEAR 2019 --------							
-------- YEAR 2020 --------							
-------- YEAR 2021 --------							
-------- YEAR 2022 --------							
-------- YEAR 2023 --------							
-------- YEAR 2024 --------							
-------- YEAR 2025 --------							
-------- YEAR 2026 --------							
-------- YEAR 2027 --------							
-------- YEAR 2028 --------							
-------- YEAR 2029 --------							
-------- YEAR 2030 --------							
-------- YEAR 2031 --------							
-------- YEAR 2032 --------							
-------- YEAR 2033 --------							
-------- YEAR 2034 --------							
-------- YEAR 2035 --------							
-------- YEAR 2036 --------							
-------- YEAR 2037 --------							
-------- YEAR 2038 --------							
-------- YEAR 2039 --------							
-------- YEAR 2040 --------							

========== SEASON 1 JANUARY ==========

THERMAL UNIT	257 DC2_HPT 2	258 DC2_EFF 2	259 DC2_SPU 2	260 DC2_3800 2	269 BIGSD_15 1	270 BIGSD_GP 1	271 CLN_Q_HM 1
-------- YEAR 2011 --------							

SEASONAL HEAT RATE PROFILE	0	0	0	0	0	0	0
-------- YEAR 2012 --------							
-------- YEAR 2013 --------							
-------- YEAR 2014 --------							
-------- YEAR 2015 --------							
-------- YEAR 2016 --------							
-------- YEAR 2017 --------							
-------- YEAR 2018 --------							
-------- YEAR 2019 --------							
-------- YEAR 2020 --------							
-------- YEAR 2021 --------							
-------- YEAR 2022 --------							
-------- YEAR 2023 --------							
-------- YEAR 2024 --------							
-------- YEAR 2025 --------							
-------- YEAR 2026 --------							
-------- YEAR 2027 --------							
-------- YEAR 2028 --------							
-------- YEAR 2029 --------							
-------- YEAR 2030 --------							
-------- YEAR 2031 --------							
-------- YEAR 2032 --------							
-------- YEAR 2033 --------							
-------- YEAR 2034 --------							
-------- YEAR 2035 --------							
-------- YEAR 2036 --------							
-------- YEAR 2037 --------							
-------- YEAR 2038 --------							
-------- YEAR 2039 --------							
-------- YEAR 2040 --------							

NOTE: DATA DISPLAYED AFTER 2011 ONLY IF
VALUE CHANGED FROM PREVIOUS YEAR.

AEP EAST
GENERATION AND FUEL MODULE
INPUT SUMMARY REPORT

QUALIFIER = GAF.INPUT.THERMAL UNIT.

========== SEASON 1 JANUARY ==========

THERMAL UNIT	272 CLN_Q_15 1	273 CLN_Q_HM 2	274 CLN_Q_15 2	275 CLN_Q_HM 3	276 CLN_Q_15 3	277 CVL_3_HM 3	278 CVL_3_10 3
-------- YEAR 2011 --------							
SEASONAL HEAT RATE PROFILE	0	0	0	0	0	0	0
-------- YEAR 2012 --------							
-------- YEAR 2013 --------							
-------- YEAR 2014 --------							
-------- YEAR 2015 --------							
-------- YEAR 2016 --------							
-------- YEAR 2017 --------							
-------- YEAR 2018 --------							
-------- YEAR 2019 --------							
-------- YEAR 2020 --------							
-------- YEAR 2021 --------							
-------- YEAR 2022 --------							
-------- YEAR 2023 --------							
-------- YEAR 2024 --------							
-------- YEAR 2025 --------							
-------- YEAR 2026 --------							
-------- YEAR 2027 --------							
-------- YEAR 2028 --------							
-------- YEAR 2029 --------							
-------- YEAR 2030 --------							
-------- YEAR 2031 --------							
-------- YEAR 2032 --------							
-------- YEAR 2033 --------							
-------- YEAR 2034 --------							
-------- YEAR 2035 --------							
-------- YEAR 2036 --------							
-------- YEAR 2037 --------							
-------- YEAR 2038 --------							
-------- YEAR 2039 --------							
-------- YEAR 2040 --------							

========== SEASON 1 JANUARY ==========

THERMAL UNIT	279 GLN_5_HM 5	280 GLN_5_15 5	281 GLN_6_HM 6	282 GLN_6_15 6	283 KMR_F_HM 1	284 KMR_F_GP 1	285 KMR_F_HM 2
-------- YEAR 2011 --------							
SEASONAL HEAT RATE PROFILE	0	0	0	0	0	0	0
-------- YEAR 2012 --------							
-------- YEAR 2013 --------							
-------- YEAR 2014 --------							
-------- YEAR 2015 --------							
-------- YEAR 2016 --------							
-------- YEAR 2017 --------							
-------- YEAR 2018 --------							
-------- YEAR 2019 --------							
-------- YEAR 2020 --------							
-------- YEAR 2021 --------							
-------- YEAR 2022 --------							
-------- YEAR 2023 --------							
-------- YEAR 2024 --------							

-------- YEAR 2025 --------

-------- YEAR 2026 --------

-------- YEAR 2027 --------

-------- YEAR 2028 --------

-------- YEAR 2029 --------

-------- YEAR 2030 --------

-------- YEAR 2031 --------

-------- YEAR 2032 --------

-------- YEAR 2033 --------

-------- YEAR 2034 --------

-------- YEAR 2035 --------

-------- YEAR 2036 --------

-------- YEAR 2037 --------

-------- YEAR 2038 --------

-------- YEAR 2039 --------

-------- YEAR 2040 --------

========== SEASON 1 JANUARY ==========

THERMAL UNIT	286	287	288	289	290	291	292
	KMR_F_GP	KMR_F_HM	KMR_F_GP	KWA_1_HM	KWA_1_15	KWA_2_HM	KWA_2_15
	2	3	3	1	1	2	2
-------- YEAR 2011 --------							
SEASONAL HEAT RATE PROFILE	0	0	0	0	0	0	0

-------- YEAR 2012 --------

-------- YEAR 2013 --------

-------- YEAR 2014 --------

-------- YEAR 2015 --------

-------- YEAR 2016 --------

-------- YEAR 2017 --------

-------- YEAR 2018 --------

-------- YEAR 2019 --------

-------- YEAR 2020 --------

-------- YEAR 2021 --------

-------- YEAR 2022 --------

NOTE: DATA DISPLAYED AFTER 2011 ONLY IF
VALUE CHANGED FROM PREVIOUS YEAR.

AEP EAST
GENERATION AND FUEL MODULE
INPUT SUMMARY REPORT

QUALIFIER = GAF.INPUT.THERMAL UNIT.

========== SEASON 1 JANUARY ==========

THERMAL UNIT	286 KMR_F_GP 2	287 KMR_F_HM 3	288 KMR_F_GP 3	289 KWA_1_HM 1	290 KWA_1_15 1	291 KWA_2_HM 2	292 KWA_2_15 2
-------- YEAR 2023 --------							
-------- YEAR 2024 --------							
-------- YEAR 2025 --------							
-------- YEAR 2026 --------							
-------- YEAR 2027 --------							
-------- YEAR 2028 --------							
-------- YEAR 2029 --------							
-------- YEAR 2030 --------							
-------- YEAR 2031 --------							
-------- YEAR 2032 --------							
-------- YEAR 2033 --------							
-------- YEAR 2034 --------							
-------- YEAR 2035 --------							
-------- YEAR 2036 --------							
-------- YEAR 2037 --------							
-------- YEAR 2038 --------							
-------- YEAR 2039 --------							
-------- YEAR 2040 --------							

========== SEASON 1 JANUARY ==========

THERMAL UNIT	293 MSKR1_HM 1	294 MSKR1_12 1	295 MSKR2_HM 2	296 MSKR2_12 2	297 MSKR3_GP 3	298 MR3HM_12 3	299 MSKR4_GP 4
-------- YEAR 2011 --------							
SEASONAL HEAT RATE PROFILE	0	0	0	0	0	0	0
-------- YEAR 2012 --------							
-------- YEAR 2013 --------							
-------- YEAR 2014 --------							
-------- YEAR 2015 --------							
-------- YEAR 2016 --------							
-------- YEAR 2017 --------							
-------- YEAR 2018 --------							
-------- YEAR 2019 --------							
-------- YEAR 2020 --------							
-------- YEAR 2021 --------							
-------- YEAR 2022 --------							
-------- YEAR 2023 --------							
-------- YEAR 2024 --------							
-------- YEAR 2025 --------							
-------- YEAR 2026 --------							
-------- YEAR 2027 --------							
-------- YEAR 2028 --------							
-------- YEAR 2029 --------							
-------- YEAR 2030 --------							
-------- YEAR 2031 --------							
-------- YEAR 2032 --------							
-------- YEAR 2033 --------							
-------- YEAR 2034 --------							
-------- YEAR 2035 --------							
-------- YEAR 2036 --------							

-------- YEAR 2037 --------

-------- YEAR 2038 --------

-------- YEAR 2039 --------

-------- YEAR 2040 --------

========== SEASON 1 JANUARY ==========

THERMAL UNIT	300	301	302	303	304	305	306
	M4HM_12	PICWY_HM	PICWY_GP	SP1_F_HM	SP1_F_15	SP2_F_HM	SP2_F_15
	4	5	5	1	1	2	2
-------- YEAR 2011 --------							
SEASONAL HEAT RATE PROFILE	0	0	0	0	0	0	0

-------- YEAR 2012 --------

-------- YEAR 2013 --------

-------- YEAR 2014 --------

-------- YEAR 2015 --------

-------- YEAR 2016 --------

-------- YEAR 2017 --------

-------- YEAR 2018 --------

-------- YEAR 2019 --------

-------- YEAR 2020 --------

-------- YEAR 2021 --------

-------- YEAR 2022 --------

-------- YEAR 2023 --------

-------- YEAR 2024 --------

-------- YEAR 2025 --------

-------- YEAR 2026 --------

-------- YEAR 2027 --------

-------- YEAR 2028 --------

-------- YEAR 2029 --------

-------- YEAR 2030 --------

-------- YEAR 2031 --------

-------- YEAR 2032 --------

-------- YEAR 2033 --------

-------- YEAR 2034 --------

NOTE: DATA DISPLAYED AFTER 2011 ONLY IF
VALUE CHANGED FROM PREVIOUS YEAR.

AEP EAST
GENERATION AND FUEL MODULE
INPUT SUMMARY REPORT

QUALIFIER = GAF.INPUT.THERMAL UNIT.

========== SEASON 1 JANUARY ==========

THERMAL UNIT	300	301	302	303	304	305	306
	M4HM_12	PICWY_HM	PICWY_GP	SP1_F_HM	SP1_F_15	SP2_F_HM	SP2_F_15
	4	5	5	1	1	2	2
-------- YEAR 2035 --------							
-------- YEAR 2036 --------							
-------- YEAR 2037 --------							
-------- YEAR 2038 --------							
-------- YEAR 2039 --------							
-------- YEAR 2040 --------							

========== SEASON 1 JANUARY ==========

THERMAL UNIT	307	308	309	310	311	312	313
	SP3_Q_HM	SP3_Q_15	SP4_Q_HM	SP4_Q_15	SP5_HM	SP5_15	TNR_F_HM
	3	3	4	4	5	5	1
-------- YEAR 2011 --------							
SEASONAL HEAT RATE PROFILE	0	0	0	0	0	0	0
-------- YEAR 2012 --------							
-------- YEAR 2013 --------							
-------- YEAR 2014 --------							
-------- YEAR 2015 --------							
-------- YEAR 2016 --------							
-------- YEAR 2017 --------							
-------- YEAR 2018 --------							
-------- YEAR 2019 --------							
-------- YEAR 2020 --------							
-------- YEAR 2021 --------							
-------- YEAR 2022 --------							
-------- YEAR 2023 --------							
-------- YEAR 2024 --------							
-------- YEAR 2025 --------							
-------- YEAR 2026 --------							
-------- YEAR 2027 --------							
-------- YEAR 2028 --------							
-------- YEAR 2029 --------							
-------- YEAR 2030 --------							
-------- YEAR 2031 --------							
-------- YEAR 2032 --------							
-------- YEAR 2033 --------							
-------- YEAR 2034 --------							
-------- YEAR 2035 --------							
-------- YEAR 2036 --------							
-------- YEAR 2037 --------							
-------- YEAR 2038 --------							
-------- YEAR 2039 --------							
-------- YEAR 2040 --------							

========== SEASON 1 JANUARY ==========

THERMAL UNIT	314	315	316	317	318	319	320
	TNR_F_15	TNR_F_HM	TNR_F_15	TNR_F_HM	TNR_F_15	PW_GP_15	RHills 1
	1	2	2	3	3	5	1
-------- YEAR 2011 --------							
SEASONAL HEAT RATE PROFILE	0	0	0	0	0	0	0
-------- YEAR 2012 --------							
-------- YEAR 2013 --------							
-------- YEAR 2014 --------							
-------- YEAR 2015 --------							

-------- YEAR 2016 --------

-------- YEAR 2017 --------

-------- YEAR 2018 --------

-------- YEAR 2019 --------

-------- YEAR 2020 --------

-------- YEAR 2021 --------

-------- YEAR 2022 --------

-------- YEAR 2023 --------

-------- YEAR 2024 --------

-------- YEAR 2025 --------

-------- YEAR 2026 --------

-------- YEAR 2027 --------

-------- YEAR 2028 --------

-------- YEAR 2029 --------

-------- YEAR 2030 --------

-------- YEAR 2031 --------

-------- YEAR 2032 --------

-------- YEAR 2033 --------

-------- YEAR 2034 --------

-------- YEAR 2035 --------

-------- YEAR 2036 --------

-------- YEAR 2037 --------

-------- YEAR 2038 --------

-------- YEAR 2039 --------

-------- YEAR 2040 --------

========== SEASON 1 JANUARY ==========

THERMAL UNIT	500	501	502	503	958	959	960
	DUMMY_OP	DUMMY_IM	DUMMY_AP	DUMMY_KP	CC_KPCO	RP2D_KP	RP2D_IM
	0	0	0	0	958	959	960
-------- YEAR 2011 --------							
SEASONAL HEAT RATE PROFILE	0	0	0	0	0	0	0

-------- YEAR 2012 --------

-------- YEAR 2013 --------

NOTE: DATA DISPLAYED AFTER 2011 ONLY IF
VALUE CHANGED FROM PREVIOUS YEAR.

AEP EAST
GENERATION AND FUEL MODULE
INPUT SUMMARY REPORT

QUALIFIER = GAF.INPUT.THERMAL UNIT.

========== SEASON 1 JANUARY ==========

THERMAL UNIT	500	501	502	503	958	959	960
	DUMMY_OP	DUMMY_IM	DUMMY_AP	DUMMY_KP	CC_KPCO	RP2D_KP	RP2D_IM
	0	0	0	0	958	959	960
-------- YEAR 2014 --------							
-------- YEAR 2015 --------							
-------- YEAR 2016 --------							
-------- YEAR 2017 --------							
-------- YEAR 2018 --------							
-------- YEAR 2019 --------							
-------- YEAR 2020 --------							
-------- YEAR 2021 --------							
-------- YEAR 2022 --------							
-------- YEAR 2023 --------							
-------- YEAR 2024 --------							
-------- YEAR 2025 --------							
-------- YEAR 2026 --------							
-------- YEAR 2027 --------							
-------- YEAR 2028 --------							
-------- YEAR 2029 --------							
-------- YEAR 2030 --------							
-------- YEAR 2031 --------							
-------- YEAR 2032 --------							
-------- YEAR 2033 --------							
-------- YEAR 2034 --------							
-------- YEAR 2035 --------							
-------- YEAR 2036 --------							
-------- YEAR 2037 --------							
-------- YEAR 2038 --------							
-------- YEAR 2039 --------							
-------- YEAR 2040 --------							

========== SEASON 1 JANUARY ==========

THERMAL UNIT	961	962	963	964	965	966	967
	CSV6_SCR	CSV5_SCR	DUMMY_OP	DUMMY_OP	RP1D_03	RP1D_KP	BS2 FGD
	961	962	963	964	965	966	967
-------- YEAR 2011 --------							
SEASONAL HEAT RATE PROFILE	0	0	0	0	0	0	0
-------- YEAR 2012 --------							
-------- YEAR 2013 --------							
-------- YEAR 2014 --------							
-------- YEAR 2015 --------							
-------- YEAR 2016 --------							
-------- YEAR 2017 --------							
-------- YEAR 2018 --------							
-------- YEAR 2019 --------							
-------- YEAR 2020 --------							
-------- YEAR 2021 --------							
-------- YEAR 2022 --------							
-------- YEAR 2023 --------							
-------- YEAR 2024 --------							
-------- YEAR 2025 --------							
-------- YEAR 2026 --------							
-------- YEAR 2027 --------							

-------- YEAR 2028 --------

-------- YEAR 2029 --------

-------- YEAR 2030 --------

-------- YEAR 2031 --------

-------- YEAR 2032 --------

-------- YEAR 2033 --------

-------- YEAR 2034 --------

-------- YEAR 2035 --------

-------- YEAR 2036 --------

-------- YEAR 2037 --------

-------- YEAR 2038 --------

-------- YEAR 2039 --------

-------- YEAR 2040 --------

========== SEASON 1 JANUARY ==========

THERMAL UNIT	968	969	970	971	972	973	974
	CR2_NGCC	CR1_NGCC	MR5_NGCC	DUMMY_OP	DUMMY_OP	DUMMY_OP	DUMMY_OP
	968	969	970	971	972	973	974
-------- YEAR 2011 --------							
SEASONAL HEAT RATE PROFILE	0	0	0	0	0	0	0

-------- YEAR 2012 --------

-------- YEAR 2013 --------

-------- YEAR 2014 --------

-------- YEAR 2015 --------

-------- YEAR 2016 --------

-------- YEAR 2017 --------

-------- YEAR 2018 --------

-------- YEAR 2019 --------

-------- YEAR 2020 --------

-------- YEAR 2021 --------

-------- YEAR 2022 --------

-------- YEAR 2023 --------

-------- YEAR 2024 --------

-------- YEAR 2025 --------

NOTE: DATA DISPLAYED AFTER 2011 ONLY IF
VALUE CHANGED FROM PREVIOUS YEAR.

AEP EAST
GENERATION AND FUEL MODULE
INPUT SUMMARY REPORT

QUALIFIER = GAF.INPUT.THERMAL UNIT.

========== SEASON 1 JANUARY ==========

THERMAL UNIT	968	969	970	971	972	973	974
	CR2_NGCC	CR1_NGCC	MR5_NGCC	DUMMY_OP	DUMMY_OP	DUMMY_OP	DUMMY_OP
	968	969	970	971	972	973	974
-------- YEAR 2026 --------							
-------- YEAR 2027 --------							
-------- YEAR 2028 --------							
-------- YEAR 2029 --------							
-------- YEAR 2030 --------							
-------- YEAR 2031 --------							
-------- YEAR 2032 --------							
-------- YEAR 2033 --------							
-------- YEAR 2034 --------							
-------- YEAR 2035 --------							
-------- YEAR 2036 --------							
-------- YEAR 2037 --------							
-------- YEAR 2038 --------							
-------- YEAR 2039 --------							
-------- YEAR 2040 --------							

========== SEASON 1 JANUARY ==========

THERMAL UNIT	975	976	977	978	979	980	981
	DUMMY_OP	DUMMY_OP	DUMMY_OP	DUMMY_OP	DUMMY_OP	DUMMY_OP	DUMMY_OP
	975	976	977	978	979	980	981
-------- YEAR 2011 --------							
SEASONAL HEAT RATE PROFILE	0	0	0	0	0	0	0
-------- YEAR 2012 --------							
-------- YEAR 2013 --------							
-------- YEAR 2014 --------							
-------- YEAR 2015 --------							
-------- YEAR 2016 --------							
-------- YEAR 2017 --------							
-------- YEAR 2018 --------							
-------- YEAR 2019 --------							
-------- YEAR 2020 --------							
-------- YEAR 2021 --------							
-------- YEAR 2022 --------							
-------- YEAR 2023 --------							
-------- YEAR 2024 --------							
-------- YEAR 2025 --------							
-------- YEAR 2026 --------							
-------- YEAR 2027 --------							
-------- YEAR 2028 --------							
-------- YEAR 2029 --------							
-------- YEAR 2030 --------							
-------- YEAR 2031 --------							
-------- YEAR 2032 --------							
-------- YEAR 2033 --------							
-------- YEAR 2034 --------							
-------- YEAR 2035 --------							
-------- YEAR 2036 --------							
-------- YEAR 2037 --------							
-------- YEAR 2038 --------							
-------- YEAR 2039 --------							

-------- YEAR 2040 --------

========== SEASON 1 JANUARY ==========

THERMAL UNIT	982 DUMMY_OP 982	983 DUMMY_OP 983	984 DUMMY_OP 984	985 DUMMY_OP 985	986 DUMMY_OP 986	987 DUMMY_OP 987	988 DUMMY_OP 988
-------- YEAR 2011 --------							
SEASONAL HEAT RATE PROFILE	0	0	0	0	0	0	0

-------- YEAR 2012 --------

-------- YEAR 2013 --------

-------- YEAR 2014 --------

-------- YEAR 2015 --------

-------- YEAR 2016 --------

-------- YEAR 2017 --------

-------- YEAR 2018 --------

-------- YEAR 2019 --------

-------- YEAR 2020 --------

-------- YEAR 2021 --------

-------- YEAR 2022 --------

-------- YEAR 2023 --------

-------- YEAR 2024 --------

-------- YEAR 2025 --------

-------- YEAR 2026 --------

-------- YEAR 2027 --------

-------- YEAR 2028 --------

-------- YEAR 2029 --------

-------- YEAR 2030 --------

-------- YEAR 2031 --------

-------- YEAR 2032 --------

-------- YEAR 2033 --------

-------- YEAR 2034 --------

-------- YEAR 2035 --------

-------- YEAR 2036 --------

-------- YEAR 2037 --------

NOTE: DATA DISPLAYED AFTER 2011 ONLY IF
VALUE CHANGED FROM PREVIOUS YEAR.

AEP EAST
GENERATION AND FUEL MODULE
INPUT SUMMARY REPORT

QUALIFIER = GAF.INPUT.THERMAL UNIT.

========== SEASON 1 JANUARY ==========

THERMAL UNIT	982 DUMMY_OP 982	983 DUMMY_OP 983	984 DUMMY_OP 984	985 DUMMY_OP 985	986 DUMMY_OP 986	987 DUMMY_OP 987	988 DUMMY_OP 988
-------- YEAR 2038 --------							
-------- YEAR 2039 --------							
-------- YEAR 2040 --------							

========== SEASON 1 JANUARY ==========

THERMAL UNIT	989 DUMMY_OP 989	990 DUMMY_OP 990	991 DUMMY_OP 991	992 DUMMY_OP 992	993 DUMMY_OP 993	994 DUMMY_OP 994	995 DUMMY_OP 995
-------- YEAR 2011 --------							
SEASONAL HEAT RATE PROFILE	0	0	0	0	0	0	0
-------- YEAR 2012 --------							
-------- YEAR 2013 --------							
-------- YEAR 2014 --------							
-------- YEAR 2015 --------							
-------- YEAR 2016 --------							
-------- YEAR 2017 --------							
-------- YEAR 2018 --------							
-------- YEAR 2019 --------							
-------- YEAR 2020 --------							
-------- YEAR 2021 --------							
-------- YEAR 2022 --------							
-------- YEAR 2023 --------							
-------- YEAR 2024 --------							
-------- YEAR 2025 --------							
-------- YEAR 2026 --------							
-------- YEAR 2027 --------							
-------- YEAR 2028 --------							
-------- YEAR 2029 --------							
-------- YEAR 2030 --------							
-------- YEAR 2031 --------							
-------- YEAR 2032 --------							
-------- YEAR 2033 --------							
-------- YEAR 2034 --------							
-------- YEAR 2035 --------							
-------- YEAR 2036 --------							
-------- YEAR 2037 --------							
-------- YEAR 2038 --------							
-------- YEAR 2039 --------							
-------- YEAR 2040 --------							

========== SEASON 1 JANUARY ==========

THERMAL UNIT	996 T4_TRONA 996	997 RP2TR_KP 997	998 RP2TR_IM 998	999 DUMMY_OP 999
-------- YEAR 2011 --------				
SEASONAL HEAT RATE PROFILE	0	0	0	0
-------- YEAR 2012 --------				
-------- YEAR 2013 --------				
-------- YEAR 2014 --------				
-------- YEAR 2015 --------				
-------- YEAR 2016 --------				
-------- YEAR 2017 --------				
-------- YEAR 2018 --------				

-------- YEAR 2019 --------

-------- YEAR 2020 --------

-------- YEAR 2021 --------

-------- YEAR 2022 --------

-------- YEAR 2023 --------

-------- YEAR 2024 --------

-------- YEAR 2025 --------

-------- YEAR 2026 --------

-------- YEAR 2027 --------

-------- YEAR 2028 --------

-------- YEAR 2029 --------

-------- YEAR 2030 --------

-------- YEAR 2031 --------

-------- YEAR 2032 --------

-------- YEAR 2033 --------

-------- YEAR 2034 --------

-------- YEAR 2035 --------

-------- YEAR 2036 --------

-------- YEAR 2037 --------

-------- YEAR 2038 --------

-------- YEAR 2039 --------

-------- YEAR 2040 --------

========== SEASON 2 FEBRUARY ==========

THERMAL UNIT	1	2	3	4	5	6	7
	AMOS 1	AMOS 2	AMOS_OP 3	BECKJORD 6	BIG SAND 1	BIG SAND 2	CARD 1+2 1
-------- YEAR 2011 --------							
SEASONAL HEAT RATE PROFILE	0	0	0	0	0	0	0

-------- YEAR 2012 --------

-------- YEAR 2013 --------

-------- YEAR 2014 --------

-------- YEAR 2015 --------

-------- YEAR 2016 --------

NOTE: DATA DISPLAYED AFTER 2011 ONLY IF
VALUE CHANGED FROM PREVIOUS YEAR.

AEP EAST
GENERATION AND FUEL MODULE
INPUT SUMMARY REPORT

QUALIFIER = GAF.INPUT.THERMAL UNIT.

========== SEASON 2 FEBRUARY ==========

THERMAL UNIT	1	2	3	4	5	6	7
	AMOS	AMOS	AMOS_OP	BECKJORD	BIG SAND	BIG SAND	CARD 1+2
	1	2	3	6	1	2	1
-------- YEAR 2017 --------							
-------- YEAR 2018 --------							
-------- YEAR 2019 --------							
-------- YEAR 2020 --------							
-------- YEAR 2021 --------							
-------- YEAR 2022 --------							
-------- YEAR 2023 --------							
-------- YEAR 2024 --------							
-------- YEAR 2025 --------							
-------- YEAR 2026 --------							
-------- YEAR 2027 --------							
-------- YEAR 2028 --------							
-------- YEAR 2029 --------							
-------- YEAR 2030 --------							
-------- YEAR 2031 --------							
-------- YEAR 2032 --------							
-------- YEAR 2033 --------							
-------- YEAR 2034 --------							
-------- YEAR 2035 --------							
-------- YEAR 2036 --------							
-------- YEAR 2037 --------							
-------- YEAR 2038 --------							
-------- YEAR 2039 --------							
-------- YEAR 2040 --------							

========== SEASON 2 FEBRUARY ==========

THERMAL UNIT	8	9	10	11	12	13	14
	CARD 1+2	CARD 3	CLIFTY	CLIFTY	CLIFTY	CLIFTY	CLIFTY
	2	3	1	2	3	4	5
-------- YEAR 2011 --------							
SEASONAL HEAT RATE PROFILE	0	0	0	0	0	0	0
-------- YEAR 2012 --------							
-------- YEAR 2013 --------							
-------- YEAR 2014 --------							
-------- YEAR 2015 --------							
-------- YEAR 2016 --------							
-------- YEAR 2017 --------							
-------- YEAR 2018 --------							
-------- YEAR 2019 --------							
-------- YEAR 2020 --------							
-------- YEAR 2021 --------							
-------- YEAR 2022 --------							
-------- YEAR 2023 --------							
-------- YEAR 2024 --------							
-------- YEAR 2025 --------							
-------- YEAR 2026 --------							
-------- YEAR 2027 --------							
-------- YEAR 2028 --------							
-------- YEAR 2029 --------							
-------- YEAR 2030 --------							

-------- YEAR 2031 --------

-------- YEAR 2032 --------

-------- YEAR 2033 --------

-------- YEAR 2034 --------

-------- YEAR 2035 --------

-------- YEAR 2036 --------

-------- YEAR 2037 --------

-------- YEAR 2038 --------

-------- YEAR 2039 --------

-------- YEAR 2040 --------

========== SEASON 2 FEBRUARY ==========

THERMAL UNIT	15	16	17	18	19	20	21
	CLIFTY	CLINCH R	CLINCH R	CLINCH R	ROCKP_KP	ROCKP_KP	CSVL 1-4
	6	1	2	3	1	2	3
-------- YEAR 2011 --------							
SEASONAL HEAT RATE PROFILE	0	0	0	0	0	0	0

-------- YEAR 2012 --------

-------- YEAR 2013 --------

-------- YEAR 2014 --------

-------- YEAR 2015 --------

-------- YEAR 2016 --------

-------- YEAR 2017 --------

-------- YEAR 2018 --------

-------- YEAR 2019 --------

-------- YEAR 2020 --------

-------- YEAR 2021 --------

-------- YEAR 2022 --------

-------- YEAR 2023 --------

-------- YEAR 2024 --------

-------- YEAR 2025 --------

-------- YEAR 2026 --------

-------- YEAR 2027 --------

-------- YEAR 2028 --------

NOTE: DATA DISPLAYED AFTER 2011 ONLY IF
VALUE CHANGED FROM PREVIOUS YEAR.

AEP EAST
GENERATION AND FUEL MODULE
INPUT SUMMARY REPORT

QUALIFIER = GAF.INPUT.THERMAL UNIT.

========== SEASON 2 FEBRUARY ==========

THERMAL UNIT	15 CLIFTY 6	16 CLINCH R 1	17 CLINCH R 2	18 CLINCH R 3	19 ROCKP_KP 1	20 ROCKP_KP 2	21 CSVL 1-4 3
-------- YEAR 2029 --------							
-------- YEAR 2030 --------							
-------- YEAR 2031 --------							
-------- YEAR 2032 --------							
-------- YEAR 2033 --------							
-------- YEAR 2034 --------							
-------- YEAR 2035 --------							
-------- YEAR 2036 --------							
-------- YEAR 2037 --------							
-------- YEAR 2038 --------							
-------- YEAR 2039 --------							
-------- YEAR 2040 --------							

========== SEASON 2 FEBRUARY ==========

THERMAL UNIT	22 CSVL 1-4 4	23 CSVL 5+6 5	24 CSVL 5+6 6	25 D C COOK 1	26 D C COOK 2	27 GAVIN 1	28 GAVIN 2
-------- YEAR 2011 --------							
SEASONAL HEAT RATE PROFILE	0	0	0	0	0	0	28
-------- YEAR 2012 --------							
SEASONAL HEAT RATE PROFILE	0	0	0	0	0	0	0
-------- YEAR 2013 --------							
-------- YEAR 2014 --------							
-------- YEAR 2015 --------							
-------- YEAR 2016 --------							
-------- YEAR 2017 --------							
-------- YEAR 2018 --------							
-------- YEAR 2019 --------							
-------- YEAR 2020 --------							
-------- YEAR 2021 --------							
-------- YEAR 2022 --------							
-------- YEAR 2023 --------							
-------- YEAR 2024 --------							
-------- YEAR 2025 --------							
-------- YEAR 2026 --------							
-------- YEAR 2027 --------							
-------- YEAR 2028 --------							
-------- YEAR 2029 --------							
-------- YEAR 2030 --------							
-------- YEAR 2031 --------							
-------- YEAR 2032 --------							
-------- YEAR 2033 --------							
-------- YEAR 2034 --------							
-------- YEAR 2035 --------							
-------- YEAR 2036 --------							
-------- YEAR 2037 --------							
-------- YEAR 2038 --------							
-------- YEAR 2039 --------							
-------- YEAR 2040 --------							

========== SEASON 2 FEBRUARY ==========

THERMAL UNIT	29 GLEN LYN	30 GLEN LYN	33 KAMMER	34 KAMMER	35 KAMMER	36 KANAWHA	37 KANAWHA

	5	6	1	2	3	1	2
-------- YEAR 2011 --------							
SEASONAL HEAT RATE PROFILE	0	0	0	0	0	0	0
-------- YEAR 2012 --------							
-------- YEAR 2013 --------							
-------- YEAR 2014 --------							
-------- YEAR 2015 --------							
-------- YEAR 2016 --------							
-------- YEAR 2017 --------							
-------- YEAR 2018 --------							
-------- YEAR 2019 --------							
-------- YEAR 2020 --------							
-------- YEAR 2021 --------							
-------- YEAR 2022 --------							
-------- YEAR 2023 --------							
-------- YEAR 2024 --------							
-------- YEAR 2025 --------							
-------- YEAR 2026 --------							
-------- YEAR 2027 --------							
-------- YEAR 2028 --------							
-------- YEAR 2029 --------							
-------- YEAR 2030 --------							
-------- YEAR 2031 --------							
-------- YEAR 2032 --------							
-------- YEAR 2033 --------							
-------- YEAR 2034 --------							
-------- YEAR 2035 --------							
-------- YEAR 2036 --------							
-------- YEAR 2037 --------							
-------- YEAR 2038 --------							
-------- YEAR 2039 --------							
-------- YEAR 2040 --------							

NOTE: DATA DISPLAYED AFTER 2011 ONLY IF
VALUE CHANGED FROM PREVIOUS YEAR.

AEP EAST
GENERATION AND FUEL MODULE
INPUT SUMMARY REPORT

QUALIFIER = GAF.INPUT.THERMAL UNIT.

========== SEASON 2 FEBRUARY ==========

THERMAL UNIT	38 KYGER 1	39 KYGER 2	40 KYGER 3	41 KYGER 4	42 KYGER 5	43 MITCHELL 1	44 MITCHELL 2
-------- YEAR 2011 --------							
SEASONAL HEAT RATE PROFILE	0	0	0	0	0	0	0
-------- YEAR 2012 --------							
-------- YEAR 2013 --------							
-------- YEAR 2014 --------							
-------- YEAR 2015 --------							
-------- YEAR 2016 --------							
-------- YEAR 2017 --------							
-------- YEAR 2018 --------							
-------- YEAR 2019 --------							
-------- YEAR 2020 --------							
-------- YEAR 2021 --------							
-------- YEAR 2022 --------							
-------- YEAR 2023 --------							
-------- YEAR 2024 --------							
-------- YEAR 2025 --------							
-------- YEAR 2026 --------							
-------- YEAR 2027 --------							
-------- YEAR 2028 --------							
-------- YEAR 2029 --------							
-------- YEAR 2030 --------							
-------- YEAR 2031 --------							
-------- YEAR 2032 --------							
-------- YEAR 2033 --------							
-------- YEAR 2034 --------							
-------- YEAR 2035 --------							
-------- YEAR 2036 --------							
-------- YEAR 2037 --------							
-------- YEAR 2038 --------							
-------- YEAR 2039 --------							
-------- YEAR 2040 --------							

========== SEASON 2 FEBRUARY ==========

THERMAL UNIT	45 MOUNT_ER 1	46 MUSK RVR 1	47 MUSK RVR 2	48 MUSK RVR 3	49 MUSK RVR 4	50 MUSK RVR 5	51 P SPORN 1
-------- YEAR 2011 --------							
SEASONAL HEAT RATE PROFILE	45	0	0	0	0	0	0
-------- YEAR 2012 --------							
SEASONAL HEAT RATE PROFILE	0	0	0	0	0	0	0
-------- YEAR 2013 --------							
-------- YEAR 2014 --------							
SEASONAL HEAT RATE PROFILE	150	0	0	0	0	0	0
-------- YEAR 2015 --------							
SEASONAL HEAT RATE PROFILE	0	0	0	0	0	0	0
-------- YEAR 2016 --------							
-------- YEAR 2017 --------							
-------- YEAR 2018 --------							
-------- YEAR 2019 --------							
-------- YEAR 2020 --------							
-------- YEAR 2021 --------							
-------- YEAR 2022 --------							

-------- YEAR 2023 --------

-------- YEAR 2024 --------

-------- YEAR 2025 --------

-------- YEAR 2026 --------

-------- YEAR 2027 --------

-------- YEAR 2028 --------

-------- YEAR 2029 --------

-------- YEAR 2030 --------

-------- YEAR 2031 --------

-------- YEAR 2032 --------

-------- YEAR 2033 --------

-------- YEAR 2034 --------

-------- YEAR 2035 --------

-------- YEAR 2036 --------

-------- YEAR 2037 --------

-------- YEAR 2038 --------

-------- YEAR 2039 --------

-------- YEAR 2040 --------

========== SEASON 2 FEBRUARY ==========

THERMAL UNIT	52	53	54	55	56	57	58
	P SPORN	P SPORN	P SPORN	P SPORN	PICWAY	RPRET_IM	RPRUN_IM
	2	3	4	5	5	1	1
-------- YEAR 2011 --------							
SEASONAL HEAT RATE PROFILE	0	0	0	0	0	0	0

-------- YEAR 2012 --------

-------- YEAR 2013 --------

-------- YEAR 2014 --------

-------- YEAR 2015 --------

-------- YEAR 2016 --------

-------- YEAR 2017 --------

-------- YEAR 2018 --------

-------- YEAR 2019 --------

-------- YEAR 2020 --------

NOTE: DATA DISPLAYED AFTER 2011 ONLY IF
VALUE CHANGED FROM PREVIOUS YEAR.

AEP EAST
GENERATION AND FUEL MODULE
INPUT SUMMARY REPORT

QUALIFIER = GAF.INPUT.THERMAL UNIT.

========== SEASON 2 FEBRUARY ==========

THERMAL UNIT	52	53	54	55	56	57	58
	P SPORN	P SPORN	P SPORN	P SPORN	PICWAY	RPRET_IM	RPRUN_IM
	2	3	4	5	5	1	1
-------- YEAR 2021 --------							
-------- YEAR 2022 --------							
-------- YEAR 2023 --------							
-------- YEAR 2024 --------							
-------- YEAR 2025 --------							
-------- YEAR 2026 --------							
-------- YEAR 2027 --------							
-------- YEAR 2028 --------							
-------- YEAR 2029 --------							
-------- YEAR 2030 --------							
-------- YEAR 2031 --------							
-------- YEAR 2032 --------							
-------- YEAR 2033 --------							
-------- YEAR 2034 --------							
-------- YEAR 2035 --------							
-------- YEAR 2036 --------							
-------- YEAR 2037 --------							
-------- YEAR 2038 --------							
-------- YEAR 2039 --------							
-------- YEAR 2040 --------							

========== SEASON 2 FEBRUARY ==========

THERMAL UNIT	59	61	62	63	64	65	66
	ROCKP_IM	STUART	STUART	STUART	STUART	AMOS_AP	TANN 1-3
	2	1	2	3	4	3	1
-------- YEAR 2011 --------							
SEASONAL HEAT RATE PROFILE	0	0	0	0	0	0	0
-------- YEAR 2012 --------							
-------- YEAR 2013 --------							
-------- YEAR 2014 --------							
-------- YEAR 2015 --------							
-------- YEAR 2016 --------							
-------- YEAR 2017 --------							
-------- YEAR 2018 --------							
-------- YEAR 2019 --------							
-------- YEAR 2020 --------							
-------- YEAR 2021 --------							
-------- YEAR 2022 --------							
-------- YEAR 2023 --------							
-------- YEAR 2024 --------							
-------- YEAR 2025 --------							
-------- YEAR 2026 --------							
-------- YEAR 2027 --------							
-------- YEAR 2028 --------							
-------- YEAR 2029 --------							
-------- YEAR 2030 --------							
-------- YEAR 2031 --------							
-------- YEAR 2032 --------							
-------- YEAR 2033 --------							
-------- YEAR 2034 --------							

-------- YEAR 2035 --------

-------- YEAR 2036 --------

-------- YEAR 2037 --------

-------- YEAR 2038 --------

-------- YEAR 2039 --------

-------- YEAR 2040 --------

========== SEASON 2 FEBRUARY ==========

THERMAL UNIT	67 TANN 1-3 2	68 TANN 1-3 3	69 TANN 4 4	70 ZIMMER 1	71 ROBTMONE 1	72 ROBTMONE 2	73 ROBTMONE 3
-------- YEAR 2011 --------							
SEASONAL HEAT RATE PROFILE	0	0	0	0	164	164	164

-------- YEAR 2012 --------

-------- YEAR 2013 --------

-------- YEAR 2014 --------

-------- YEAR 2015 --------

-------- YEAR 2016 --------

-------- YEAR 2017 --------

-------- YEAR 2018 --------

-------- YEAR 2019 --------

-------- YEAR 2020 --------

-------- YEAR 2021 --------

-------- YEAR 2022 --------

-------- YEAR 2023 --------

-------- YEAR 2024 --------

-------- YEAR 2025 --------

-------- YEAR 2026 --------

-------- YEAR 2027 --------

-------- YEAR 2028 --------

-------- YEAR 2029 --------

-------- YEAR 2030 --------

-------- YEAR 2031 --------

-------- YEAR 2032 --------

NOTE: DATA DISPLAYED AFTER 2011 ONLY IF
VALUE CHANGED FROM PREVIOUS YEAR.

AEP EAST
GENERATION AND FUEL MODULE
INPUT SUMMARY REPORT

QUALIFIER = GAF.INPUT.THERMAL UNIT.

========== SEASON 2 FEBRUARY ==========

THERMAL UNIT	67	68	69	70	71	72	73
	TANN 1-3	TANN 1-3	TANN 4	ZIMMER	ROBTMONE	ROBTMONE	ROBTMONE
	2	3	4	1	1	2	3
-------- YEAR 2033 --------							
-------- YEAR 2034 --------							
-------- YEAR 2035 --------							
-------- YEAR 2036 --------							
-------- YEAR 2037 --------							
-------- YEAR 2038 --------							
-------- YEAR 2039 --------							
-------- YEAR 2040 --------							

========== SEASON 2 FEBRUARY ==========

THERMAL UNIT	75	76	77	78	79	80	81
	CEREDO	CEREDO	CEREDO	CEREDO	CEREDO	CEREDO	DARBY
	1	2	3	4	5	6	1
-------- YEAR 2011 --------							
SEASONAL HEAT RATE PROFILE	0	0	0	0	0	0	0
-------- YEAR 2012 --------							
-------- YEAR 2013 --------							
-------- YEAR 2014 --------							
-------- YEAR 2015 --------							
-------- YEAR 2016 --------							
-------- YEAR 2017 --------							
-------- YEAR 2018 --------							
-------- YEAR 2019 --------							
-------- YEAR 2020 --------							
-------- YEAR 2021 --------							
-------- YEAR 2022 --------							
-------- YEAR 2023 --------							
-------- YEAR 2024 --------							
-------- YEAR 2025 --------							
-------- YEAR 2026 --------							
-------- YEAR 2027 --------							
-------- YEAR 2028 --------							
-------- YEAR 2029 --------							
-------- YEAR 2030 --------							
-------- YEAR 2031 --------							
-------- YEAR 2032 --------							
-------- YEAR 2033 --------							
-------- YEAR 2034 --------							
-------- YEAR 2035 --------							
-------- YEAR 2036 --------							
-------- YEAR 2037 --------							
-------- YEAR 2038 --------							
-------- YEAR 2039 --------							
-------- YEAR 2040 --------							

========== SEASON 2 FEBRUARY ==========

THERMAL UNIT	82	83	84	85	86	87	88
	DARBY	DARBY	DARBY	DARBY	DARBY	LWBG WIN	LWBG WIN
	2	3	4	5	6	1	2
-------- YEAR 2011 --------							
SEASONAL HEAT RATE PROFILE	0	0	0	0	0	0	0
-------- YEAR 2012 --------							
-------- YEAR 2013 --------							

-------- YEAR 2014 --------

-------- YEAR 2015 --------

-------- YEAR 2016 --------

-------- YEAR 2017 --------

-------- YEAR 2018 --------

-------- YEAR 2019 --------

-------- YEAR 2020 --------

-------- YEAR 2021 --------

-------- YEAR 2022 --------

-------- YEAR 2023 --------

-------- YEAR 2024 --------

-------- YEAR 2025 --------

-------- YEAR 2026 --------

-------- YEAR 2027 --------

-------- YEAR 2028 --------

-------- YEAR 2029 --------

-------- YEAR 2030 --------

-------- YEAR 2031 --------

-------- YEAR 2032 --------

-------- YEAR 2033 --------

-------- YEAR 2034 --------

-------- YEAR 2035 --------

-------- YEAR 2036 --------

-------- YEAR 2037 --------

-------- YEAR 2038 --------

-------- YEAR 2039 --------

-------- YEAR 2040 --------

========== SEASON 2 FEBRUARY ==========

THERMAL UNIT	89 LWBG SMR 1	90 LWBG SMR 2	91 WATR CC 1	92 WATR2 1	93 DRESDEN 1	94 DRESD2 1	101 NUCLEAR 1
-------- YEAR 2011 --------							
SEASONAL HEAT RATE PROFILE	0	0	0	0	0	0	0

NOTE: DATA DISPLAYED AFTER 2011 ONLY IF
VALUE CHANGED FROM PREVIOUS YEAR.

AEP EAST
GENERATION AND FUEL MODULE
INPUT SUMMARY REPORT

QUALIFIER = GAF.INPUT.THERMAL UNIT.

========== SEASON 2 FEBRUARY ==========

THERMAL UNIT	89 LWBG SMR 1	90 LWBG SMR 2	91 WATR CC 1	92 WATR2 1	93 DRESDEN 1	94 DRESD2 1	101 NUCLEAR 1
-------- YEAR 2012 --------							
-------- YEAR 2013 --------							
-------- YEAR 2014 --------							
-------- YEAR 2015 --------							
-------- YEAR 2016 --------							
-------- YEAR 2017 --------							
-------- YEAR 2018 --------							
-------- YEAR 2019 --------							
-------- YEAR 2020 --------							
-------- YEAR 2021 --------							
-------- YEAR 2022 --------							
-------- YEAR 2023 --------							
-------- YEAR 2024 --------							
-------- YEAR 2025 --------							
-------- YEAR 2026 --------							
-------- YEAR 2027 --------							
-------- YEAR 2028 --------							
-------- YEAR 2029 --------							
-------- YEAR 2030 --------							
-------- YEAR 2031 --------							
-------- YEAR 2032 --------							
-------- YEAR 2033 --------							
-------- YEAR 2034 --------							
-------- YEAR 2035 --------							
-------- YEAR 2036 --------							
-------- YEAR 2037 --------							
-------- YEAR 2038 --------							
-------- YEAR 2039 --------							
-------- YEAR 2040 --------							

========== SEASON 2 FEBRUARY ==========

THERMAL UNIT	102 UPC_NCCS 1	103 PC_UL_SU 1	104 UPC_RCCS 1	105 IGC_NCCS 1	106 IGCC GE 1	107 IGC_RCCS 1	108 CC 2X1FB 1
-------- YEAR 2011 --------							
SEASONAL HEAT RATE PROFILE	0	0	0	0	0	0	0
-------- YEAR 2012 --------							
-------- YEAR 2013 --------							
-------- YEAR 2014 --------							
-------- YEAR 2015 --------							
-------- YEAR 2016 --------							
-------- YEAR 2017 --------							
-------- YEAR 2018 --------							
-------- YEAR 2019 --------							
-------- YEAR 2020 --------							
-------- YEAR 2021 --------							
-------- YEAR 2022 --------							
-------- YEAR 2023 --------							
-------- YEAR 2024 --------							
-------- YEAR 2025 --------							

-------- YEAR 2026 --------

-------- YEAR 2027 --------

-------- YEAR 2028 --------

-------- YEAR 2029 --------

-------- YEAR 2030 --------

-------- YEAR 2031 --------

-------- YEAR 2032 --------

-------- YEAR 2033 --------

-------- YEAR 2034 --------

-------- YEAR 2035 --------

-------- YEAR 2036 --------

-------- YEAR 2037 --------

-------- YEAR 2038 --------

-------- YEAR 2039 --------

-------- YEAR 2040 --------

========== SEASON 2 FEBRUARY ==========

THERMAL UNIT	109	110	111	114	115	124	125
	CC 2x1FA	CC 1x17H	BS2_CC	CT GE7FA	CT_GE7EA	BS2_FGD	BS1_FGD
	1	1	1	1	1	2	1
-------- YEAR 2011 --------							
SEASONAL HEAT RATE PROFILE	0	0	183	0	0	0	0

-------- YEAR 2012 --------

-------- YEAR 2013 --------

-------- YEAR 2014 --------

-------- YEAR 2015 --------

-------- YEAR 2016 --------

-------- YEAR 2017 --------

-------- YEAR 2018 --------

-------- YEAR 2019 --------

-------- YEAR 2020 --------

-------- YEAR 2021 --------

-------- YEAR 2022 --------

-------- YEAR 2023 --------

NOTE: DATA DISPLAYED AFTER 2011 ONLY IF
VALUE CHANGED FROM PREVIOUS YEAR.

AEP EAST
GENERATION AND FUEL MODULE
INPUT SUMMARY REPORT

QUALIFIER = GAF.INPUT.THERMAL UNIT.

========== SEASON 2 FEBRUARY ==========

THERMAL UNIT	109	110	111	114	115	124	125
	CC 2x1FA	CC 1x17H	BS2_CC	CT GE7FA	CT_GE7EA	BS2_FGD	BS1_FGD
	1	1	1	1	1	2	1
-------- YEAR 2024 --------							
-------- YEAR 2025 --------							
-------- YEAR 2026 --------							
-------- YEAR 2027 --------							
-------- YEAR 2028 --------							
-------- YEAR 2029 --------							
-------- YEAR 2030 --------							
-------- YEAR 2031 --------							
-------- YEAR 2032 --------							
-------- YEAR 2033 --------							
-------- YEAR 2034 --------							
-------- YEAR 2035 --------							
-------- YEAR 2036 --------							
-------- YEAR 2037 --------							
-------- YEAR 2038 --------							
-------- YEAR 2039 --------							
-------- YEAR 2040 --------							

========== SEASON 2 FEBRUARY ==========

THERMAL UNIT	126	127	129	130	131	132	133
	CSV5_SCR	CSV6_SCR	CR1_NGCC	CR2_NGCC	MR5_NGCC	MR5_FGD	RP1D_IM
	5	6	1	2	5	5	1
-------- YEAR 2011 --------							
SEASONAL HEAT RATE PROFILE	0	0	0	0	0	0	0
-------- YEAR 2012 --------							
-------- YEAR 2013 --------							
-------- YEAR 2014 --------							
-------- YEAR 2015 --------							
-------- YEAR 2016 --------							
-------- YEAR 2017 --------							
-------- YEAR 2018 --------							
-------- YEAR 2019 --------							
-------- YEAR 2020 --------							
-------- YEAR 2021 --------							
-------- YEAR 2022 --------							
-------- YEAR 2023 --------							
-------- YEAR 2024 --------							
-------- YEAR 2025 --------							
-------- YEAR 2026 --------							
-------- YEAR 2027 --------							
-------- YEAR 2028 --------							
-------- YEAR 2029 --------							
-------- YEAR 2030 --------							
-------- YEAR 2031 --------							
-------- YEAR 2032 --------							
-------- YEAR 2033 --------							
-------- YEAR 2034 --------							
-------- YEAR 2035 --------							
-------- YEAR 2036 --------							
-------- YEAR 2037 --------							

-------- YEAR 2038 --------

-------- YEAR 2039 --------

-------- YEAR 2040 --------

========== SEASON 2 FEBRUARY ==========

THERMAL UNIT	134 RP2D_IM 2	135 TAN4_FGD 4	136 RP1D_KP 1	137 RP2D_KP 2	144 TC4_ESP 4	145 A390% AP 3	146 A390%OP 3
-------- YEAR 2011 --------							
SEASONAL HEAT RATE PROFILE	0	0	0	0	0	0	0

-------- YEAR 2012 --------

-------- YEAR 2013 --------

-------- YEAR 2014 --------

-------- YEAR 2015 --------

-------- YEAR 2016 --------

-------- YEAR 2017 --------

-------- YEAR 2018 --------

-------- YEAR 2019 --------

-------- YEAR 2020 --------

-------- YEAR 2021 --------

-------- YEAR 2022 --------

-------- YEAR 2023 --------

-------- YEAR 2024 --------

-------- YEAR 2025 --------

-------- YEAR 2026 --------

-------- YEAR 2027 --------

-------- YEAR 2028 --------

-------- YEAR 2029 --------

-------- YEAR 2030 --------

-------- YEAR 2031 --------

-------- YEAR 2032 --------

-------- YEAR 2033 --------

-------- YEAR 2034 --------

-------- YEAR 2035 --------

NOTE: DATA DISPLAYED AFTER 2011 ONLY IF
VALUE CHANGED FROM PREVIOUS YEAR.

AEP EAST
GENERATION AND FUEL MODULE
INPUT SUMMARY REPORT

QUALIFIER = GAF.INPUT.THERMAL UNIT.

========== SEASON 2 FEBRUARY ==========

THERMAL UNIT	134 RP2D_IM	135 TAN4_FGD	136 RP1D_KP	137 RP2D_KP	144 TC4_ESP	145 A390% AP	146 A390%OP
	2	4	1	2	4	3	3
-------- YEAR 2036 --------							
-------- YEAR 2037 --------							
-------- YEAR 2038 --------							
-------- YEAR 2039 --------							
-------- YEAR 2040 --------							

========== SEASON 2 FEBRUARY ==========

THERMAL UNIT	147 MTN_90%	148 RPT1_90%	149 RPT2_90%	150 GV1_90%	151 GV2_90%	153 MTN_18%	154 CC_FA_KP
	1	1	2	1	2	1	1
-------- YEAR 2011 --------							
SEASONAL HEAT RATE PROFILE	0	0	0	0	0	0	0
-------- YEAR 2012 --------							
-------- YEAR 2013 --------							
-------- YEAR 2014 --------							
SEASONAL HEAT RATE PROFILE	150	0	0	0	0	150	0
-------- YEAR 2015 --------							
SEASONAL HEAT RATE PROFILE	0	0	0	0	0	0	0
-------- YEAR 2016 --------							
-------- YEAR 2017 --------							
-------- YEAR 2018 --------							
-------- YEAR 2019 --------							
-------- YEAR 2020 --------							
-------- YEAR 2021 --------							
-------- YEAR 2022 --------							
-------- YEAR 2023 --------							
-------- YEAR 2024 --------							
-------- YEAR 2025 --------							
-------- YEAR 2026 --------							
-------- YEAR 2027 --------							
-------- YEAR 2028 --------							
-------- YEAR 2029 --------							
-------- YEAR 2030 --------							
-------- YEAR 2031 --------							
-------- YEAR 2032 --------							
-------- YEAR 2033 --------							
-------- YEAR 2034 --------							
-------- YEAR 2035 --------							
-------- YEAR 2036 --------							
-------- YEAR 2037 --------							
-------- YEAR 2038 --------							
-------- YEAR 2039 --------							
-------- YEAR 2040 --------							

========== SEASON 2 FEBRUARY ==========

THERMAL UNIT	155 CT_OHIO	156 CC_OH	157 CT_I&M	158 CC_I&M	159 CT_APCO	160 CC_APCO	161 CT_KPCO
	1	1	1	1	1	1	1
-------- YEAR 2011 --------							
SEASONAL HEAT RATE PROFILE	0	0	0	0	0	0	0
-------- YEAR 2012 --------							
-------- YEAR 2013 --------							
-------- YEAR 2014 --------							
-------- YEAR 2015 --------							

-------- YEAR 2016 --------

-------- YEAR 2017 --------

-------- YEAR 2018 --------

-------- YEAR 2019 --------

-------- YEAR 2020 --------

-------- YEAR 2021 --------

-------- YEAR 2022 --------

-------- YEAR 2023 --------

-------- YEAR 2024 --------

-------- YEAR 2025 --------

-------- YEAR 2026 --------

-------- YEAR 2027 --------

-------- YEAR 2028 --------

-------- YEAR 2029 --------

-------- YEAR 2030 --------

-------- YEAR 2031 --------

-------- YEAR 2032 --------

-------- YEAR 2033 --------

-------- YEAR 2034 --------

-------- YEAR 2035 --------

-------- YEAR 2036 --------

-------- YEAR 2037 --------

-------- YEAR 2038 --------

-------- YEAR 2039 --------

-------- YEAR 2040 --------

========== SEASON 2 FEBRUARY ==========

THERMAL UNIT	162 CC_KPCO 1	163 BS2 FGD 1	164 BS2 FGD 5	165 BS2 FGD 22	166 BS2 FGD 23	168 IGCC AP 1	169 PC_UL_AP 1
-------- YEAR 2011 --------							
SEASONAL HEAT RATE PROFILE	0	0	0	0	0	0	0

-------- YEAR 2012 --------

-------- YEAR 2013 --------

NOTE: DATA DISPLAYED AFTER 2011 ONLY IF
VALUE CHANGED FROM PREVIOUS YEAR.

AEP EAST
GENERATION AND FUEL MODULE
INPUT SUMMARY REPORT

QUALIFIER = GAF.INPUT.THERMAL UNIT.

========== SEASON 2 FEBRUARY ==========

THERMAL UNIT	162	163	164	165	166	168	169
	CC_KPCO	BS2 FGD	BS2 FGD	BS2 FGD	BS2 FGD	IGCC AP	PC_UL_AP
	1	1	5	22	23	1	1
-------- YEAR 2014 --------							
-------- YEAR 2015 --------							
-------- YEAR 2016 --------							
-------- YEAR 2017 --------							
-------- YEAR 2018 --------							
-------- YEAR 2019 --------							
-------- YEAR 2020 --------							
-------- YEAR 2021 --------							
-------- YEAR 2022 --------							
-------- YEAR 2023 --------							
-------- YEAR 2024 --------							
-------- YEAR 2025 --------							
-------- YEAR 2026 --------							
-------- YEAR 2027 --------							
-------- YEAR 2028 --------							
-------- YEAR 2029 --------							
-------- YEAR 2030 --------							
-------- YEAR 2031 --------							
-------- YEAR 2032 --------							
-------- YEAR 2033 --------							
-------- YEAR 2034 --------							
-------- YEAR 2035 --------							
-------- YEAR 2036 --------							
-------- YEAR 2037 --------							
-------- YEAR 2038 --------							
-------- YEAR 2039 --------							
-------- YEAR 2040 --------							

========== SEASON 2 FEBRUARY ==========

THERMAL UNIT	170	171	172	173	174	175	176
	Nuke_AP	IGCC IM	PC_UL_IM	NUKE_IM	IGCC KP	PC_UL_KP	NUKE_KP
	1	1	1	1	1	1	1
-------- YEAR 2011 --------							
SEASONAL HEAT RATE PROFILE	0	0	0	0	0	0	0
-------- YEAR 2012 --------							
-------- YEAR 2013 --------							
-------- YEAR 2014 --------							
-------- YEAR 2015 --------							
-------- YEAR 2016 --------							
-------- YEAR 2017 --------							
-------- YEAR 2018 --------							
-------- YEAR 2019 --------							
-------- YEAR 2020 --------							
-------- YEAR 2021 --------							
-------- YEAR 2022 --------							
-------- YEAR 2023 --------							
-------- YEAR 2024 --------							
-------- YEAR 2025 --------							
-------- YEAR 2026 --------							
-------- YEAR 2027 --------							

-------- YEAR 2028 --------

-------- YEAR 2029 --------

-------- YEAR 2030 --------

-------- YEAR 2031 --------

-------- YEAR 2032 --------

-------- YEAR 2033 --------

-------- YEAR 2034 --------

-------- YEAR 2035 --------

-------- YEAR 2036 --------

-------- YEAR 2037 --------

-------- YEAR 2038 --------

-------- YEAR 2039 --------

-------- YEAR 2040 --------

========== SEASON 2 FEBRUARY ==========

THERMAL UNIT	177 IGCC OH 1	178 PC_UL_OH 1	179 NUKE OH 1	181 RP1D_03 1	182 RP1D_04 1	183 RP1D_08 1	184 RP1D_20 1
-------- YEAR 2011 --------							
SEASONAL HEAT RATE PROFILE	0	0	0	0	0	0	0

-------- YEAR 2012 --------

-------- YEAR 2013 --------

-------- YEAR 2014 --------

-------- YEAR 2015 --------

-------- YEAR 2016 --------

-------- YEAR 2017 --------

-------- YEAR 2018 --------

-------- YEAR 2019 --------

-------- YEAR 2020 --------

-------- YEAR 2021 --------

-------- YEAR 2022 --------

-------- YEAR 2023 --------

-------- YEAR 2024 --------

-------- YEAR 2025 --------

NOTE: DATA DISPLAYED AFTER 2011 ONLY IF
VALUE CHANGED FROM PREVIOUS YEAR.

AEP EAST
GENERATION AND FUEL MODULE
INPUT SUMMARY REPORT

QUALIFIER = GAF.INPUT.THERMAL UNIT.

========== SEASON 2 FEBRUARY ==========

THERMAL UNIT	177	178	179	181	182	183	184
	IGCC OH	PC_UL_OH	NUKE OH	RP1D_03	RP1D_04	RP1D_08	RP1D_20
	1	1	1	1	1	1	1

-------- YEAR 2026 --------

-------- YEAR 2027 --------

-------- YEAR 2028 --------

-------- YEAR 2029 --------

-------- YEAR 2030 --------

-------- YEAR 2031 --------

-------- YEAR 2032 --------

-------- YEAR 2033 --------

-------- YEAR 2034 --------

-------- YEAR 2035 --------

-------- YEAR 2036 --------

-------- YEAR 2037 --------

-------- YEAR 2038 --------

-------- YEAR 2039 --------

-------- YEAR 2040 --------

========== SEASON 2 FEBRUARY ==========

THERMAL UNIT	186	187	188	189	190	191	223
	RP1TR_IM	RP2TR_IM	RP1TR_KP	RP2TR_KP	T4_TRONA	T4_TRCCR	MR_STKR1
	1	2	1	2	4	4	1
-------- YEAR 2011 --------							
SEASONAL HEAT RATE PROFILE	0	0	0	0	0	0	0

-------- YEAR 2012 --------

-------- YEAR 2013 --------

-------- YEAR 2014 --------

-------- YEAR 2015 --------

-------- YEAR 2016 --------

-------- YEAR 2017 --------

-------- YEAR 2018 --------

-------- YEAR 2019 --------

-------- YEAR 2020 --------

-------- YEAR 2021 --------

-------- YEAR 2022 --------

-------- YEAR 2023 --------

-------- YEAR 2024 --------

-------- YEAR 2025 --------

-------- YEAR 2026 --------

-------- YEAR 2027 --------

-------- YEAR 2028 --------

-------- YEAR 2029 --------

-------- YEAR 2030 --------

-------- YEAR 2031 --------

-------- YEAR 2032 --------

-------- YEAR 2033 --------

-------- YEAR 2034 --------

-------- YEAR 2035 --------

-------- YEAR 2036 --------

-------- YEAR 2037 --------

-------- YEAR 2038 --------

-------- YEAR 2039 --------

-------- YEAR 2040 --------

========== SEASON 2 FEBRUARY ==========

THERMAL UNIT	224	228	229	230	231	232	233
	MR_STKR2	AMS3_SI	BS2_SI	MR5_CF	MR5_SI	RPT1_CF	RPT2_CF
	1	3	2	5	5	1	2
-------- YEAR 2011 --------							
SEASONAL HEAT RATE PROFILE	0	0	0	0	0	0	0

-------- YEAR 2012 --------

-------- YEAR 2013 --------

-------- YEAR 2014 --------

-------- YEAR 2015 --------

-------- YEAR 2016 --------

-------- YEAR 2017 --------

-------- YEAR 2018 --------

-------- YEAR 2019 --------

-------- YEAR 2020 --------

-------- YEAR 2021 --------

-------- YEAR 2022 --------

-------- YEAR 2023 --------

-------- YEAR 2024 --------

-------- YEAR 2025 --------

-------- YEAR 2026 --------

-------- YEAR 2027 --------

-------- YEAR 2028 --------

-------- YEAR 2029 --------

-------- YEAR 2030 --------

-------- YEAR 2031 --------

-------- YEAR 2032 --------

-------- YEAR 2033 --------

-------- YEAR 2034 --------

-------- YEAR 2035 --------

-------- YEAR 2036 --------

-------- YEAR 2037 --------

NOTE: DATA DISPLAYED AFTER 2011 ONLY IF
VALUE CHANGED FROM PREVIOUS YEAR.

AEP EAST
GENERATION AND FUEL MODULE
INPUT SUMMARY REPORT

QUALIFIER = GAF.INPUT.THERMAL UNIT.

========== SEASON 2 FEBRUARY ==========

THERMAL UNIT	224 MR_STKR2 1	228 AMS3_SI 3	229 BS2_SI 2	230 MR5_CF 5	231 MR5_SI 5	232 RPT1_CF 1	233 RPT2_CF 2
-------- YEAR 2038 --------							
-------- YEAR 2039 --------							
-------- YEAR 2040 --------							

========== SEASON 2 FEBRUARY ==========

THERMAL UNIT	234 RPT1_SI 1	235 RPT2_SI 2	251 DC1_HPT 1	252 DC1_IS 1	253 DC1_EFF 1	254 DC1_17 1	255 DC1_3800 1
-------- YEAR 2011 --------							
SEASONAL HEAT RATE PROFILE	0	0	0	0	0	0	0
-------- YEAR 2012 --------							
-------- YEAR 2013 --------							
-------- YEAR 2014 --------							
-------- YEAR 2015 --------							
-------- YEAR 2016 --------							
-------- YEAR 2017 --------							
-------- YEAR 2018 --------							
-------- YEAR 2019 --------							
-------- YEAR 2020 --------							
-------- YEAR 2021 --------							
-------- YEAR 2022 --------							
-------- YEAR 2023 --------							
-------- YEAR 2024 --------							
-------- YEAR 2025 --------							
-------- YEAR 2026 --------							
-------- YEAR 2027 --------							
-------- YEAR 2028 --------							
-------- YEAR 2029 --------							
-------- YEAR 2030 --------							
-------- YEAR 2031 --------							
-------- YEAR 2032 --------							
-------- YEAR 2033 --------							
-------- YEAR 2034 --------							
-------- YEAR 2035 --------							
-------- YEAR 2036 --------							
-------- YEAR 2037 --------							
-------- YEAR 2038 --------							
-------- YEAR 2039 --------							
-------- YEAR 2040 --------							

========== SEASON 2 FEBRUARY ==========

THERMAL UNIT	257 DC2_HPT 2	258 DC2_EFF 2	259 DC2_SPU 2	260 DC2_3800 2	269 BIGSD_15 1	270 BIGSD_GP 1	271 CLN_Q_HM 1
-------- YEAR 2011 --------							
SEASONAL HEAT RATE PROFILE	0	0	0	0	0	0	0
-------- YEAR 2012 --------							
-------- YEAR 2013 --------							
-------- YEAR 2014 --------							
-------- YEAR 2015 --------							
-------- YEAR 2016 --------							
-------- YEAR 2017 --------							
-------- YEAR 2018 --------							

-------- YEAR 2019 --------

-------- YEAR 2020 --------

-------- YEAR 2021 --------

-------- YEAR 2022 --------

-------- YEAR 2023 --------

-------- YEAR 2024 --------

-------- YEAR 2025 --------

-------- YEAR 2026 --------

-------- YEAR 2027 --------

-------- YEAR 2028 --------

-------- YEAR 2029 --------

-------- YEAR 2030 --------

-------- YEAR 2031 --------

-------- YEAR 2032 --------

-------- YEAR 2033 --------

-------- YEAR 2034 --------

-------- YEAR 2035 --------

-------- YEAR 2036 --------

-------- YEAR 2037 --------

-------- YEAR 2038 --------

-------- YEAR 2039 --------

-------- YEAR 2040 --------

========== SEASON 2 FEBRUARY ==========

THERMAL UNIT	272	273	274	275	276	277	278
	CLN_Q_15	CLN_Q_HM	CLN_Q_15	CLN_Q_HM	CLN_Q_15	CVL_3_HM	CVL_3_10
	1	2	2	3	3	3	3
-------- YEAR 2011 --------							
SEASONAL HEAT RATE PROFILE	0	0	0	0	0	0	0

-------- YEAR 2012 --------

-------- YEAR 2013 --------

-------- YEAR 2014 --------

-------- YEAR 2015 --------

-------- YEAR 2016 --------

NOTE: DATA DISPLAYED AFTER 2011 ONLY IF
VALUE CHANGED FROM PREVIOUS YEAR.

AEP EAST
GENERATION AND FUEL MODULE
INPUT SUMMARY REPORT

QUALIFIER = GAF.INPUT.THERMAL UNIT.

========== SEASON 2 FEBRUARY ==========

THERMAL UNIT	272 CLN_Q_15 1	273 CLN_Q_HM 2	274 CLN_Q_15 2	275 CLN_Q_HM 3	276 CLN_Q_15 3	277 CVL_3_HM 3	278 CVL_3_10 3
-------- YEAR 2017 --------							
-------- YEAR 2018 --------							
-------- YEAR 2019 --------							
-------- YEAR 2020 --------							
-------- YEAR 2021 --------							
-------- YEAR 2022 --------							
-------- YEAR 2023 --------							
-------- YEAR 2024 --------							
-------- YEAR 2025 --------							
-------- YEAR 2026 --------							
-------- YEAR 2027 --------							
-------- YEAR 2028 --------							
-------- YEAR 2029 --------							
-------- YEAR 2030 --------							
-------- YEAR 2031 --------							
-------- YEAR 2032 --------							
-------- YEAR 2033 --------							
-------- YEAR 2034 --------							
-------- YEAR 2035 --------							
-------- YEAR 2036 --------							
-------- YEAR 2037 --------							
-------- YEAR 2038 --------							
-------- YEAR 2039 --------							
-------- YEAR 2040 --------							

========== SEASON 2 FEBRUARY ==========

THERMAL UNIT	279 GLN_5_HM 5	280 GLN_5_15 5	281 GLN_6_HM 6	282 GLN_6_15 6	283 KMR_F_HM 1	284 KMR_F_GP 1	285 KMR_F_HM 2
-------- YEAR 2011 --------							
SEASONAL HEAT RATE PROFILE	0	0	0	0	0	0	0
-------- YEAR 2012 --------							
-------- YEAR 2013 --------							
-------- YEAR 2014 --------							
-------- YEAR 2015 --------							
-------- YEAR 2016 --------							
-------- YEAR 2017 --------							
-------- YEAR 2018 --------							
-------- YEAR 2019 --------							
-------- YEAR 2020 --------							
-------- YEAR 2021 --------							
-------- YEAR 2022 --------							
-------- YEAR 2023 --------							
-------- YEAR 2024 --------							
-------- YEAR 2025 --------							
-------- YEAR 2026 --------							
-------- YEAR 2027 --------							
-------- YEAR 2028 --------							
-------- YEAR 2029 --------							
-------- YEAR 2030 --------							

-------- YEAR 2031 --------

-------- YEAR 2032 --------

-------- YEAR 2033 --------

-------- YEAR 2034 --------

-------- YEAR 2035 --------

-------- YEAR 2036 --------

-------- YEAR 2037 --------

-------- YEAR 2038 --------

-------- YEAR 2039 --------

-------- YEAR 2040 --------

========== SEASON 2 FEBRUARY ==========

THERMAL UNIT	286 KMR_F_GP 2	287 KMR_F_HM 3	288 KMR_F_GP 3	289 KWA_1_HM 1	290 KWA_1_15 1	291 KWA_2_HM 2	292 KWA_2_15 2
-------- YEAR 2011 --------							
SEASONAL HEAT RATE PROFILE	0	0	0	0	0	0	0

-------- YEAR 2012 --------

-------- YEAR 2013 --------

-------- YEAR 2014 --------

-------- YEAR 2015 --------

-------- YEAR 2016 --------

-------- YEAR 2017 --------

-------- YEAR 2018 --------

-------- YEAR 2019 --------

-------- YEAR 2020 --------

-------- YEAR 2021 --------

-------- YEAR 2022 --------

-------- YEAR 2023 --------

-------- YEAR 2024 --------

-------- YEAR 2025 --------

-------- YEAR 2026 --------

-------- YEAR 2027 --------

-------- YEAR 2028 --------

NOTE: DATA DISPLAYED AFTER 2011 ONLY IF
VALUE CHANGED FROM PREVIOUS YEAR.

AEP EAST
GENERATION AND FUEL MODULE
INPUT SUMMARY REPORT

QUALIFIER = GAF.INPUT.THERMAL UNIT.

========== SEASON 2 FEBRUARY ==========

THERMAL UNIT	286 KMR_F_GP 2	287 KMR_F_HM 3	288 KMR_F_GP 3	289 KWA_1_HM 1	290 KWA_1_15 1	291 KWA_2_HM 2	292 KWA_2_15 2
-------- YEAR 2029 --------							
-------- YEAR 2030 --------							
-------- YEAR 2031 --------							
-------- YEAR 2032 --------							
-------- YEAR 2033 --------							
-------- YEAR 2034 --------							
-------- YEAR 2035 --------							
-------- YEAR 2036 --------							
-------- YEAR 2037 --------							
-------- YEAR 2038 --------							
-------- YEAR 2039 --------							
-------- YEAR 2040 --------							

========== SEASON 2 FEBRUARY ==========

THERMAL UNIT	293 MSKR1_HM 1	294 MSKR1_12 1	295 MSKR2_HM 2	296 MSKR2_12 2	297 MSKR3_GP 3	298 MR3HM_12 3	299 MSKR4_GP 4
-------- YEAR 2011 --------							
SEASONAL HEAT RATE PROFILE	0	0	0	0	0	0	0
-------- YEAR 2012 --------							
-------- YEAR 2013 --------							
-------- YEAR 2014 --------							
-------- YEAR 2015 --------							
-------- YEAR 2016 --------							
-------- YEAR 2017 --------							
-------- YEAR 2018 --------							
-------- YEAR 2019 --------							
-------- YEAR 2020 --------							
-------- YEAR 2021 --------							
-------- YEAR 2022 --------							
-------- YEAR 2023 --------							
-------- YEAR 2024 --------							
-------- YEAR 2025 --------							
-------- YEAR 2026 --------							
-------- YEAR 2027 --------							
-------- YEAR 2028 --------							
-------- YEAR 2029 --------							
-------- YEAR 2030 --------							
-------- YEAR 2031 --------							
-------- YEAR 2032 --------							
-------- YEAR 2033 --------							
-------- YEAR 2034 --------							
-------- YEAR 2035 --------							
-------- YEAR 2036 --------							
-------- YEAR 2037 --------							
-------- YEAR 2038 --------							
-------- YEAR 2039 --------							
-------- YEAR 2040 --------							

========== SEASON 2 FEBRUARY ==========

THERMAL UNIT	300 M4HM_12 4	301 PICWY_HM 5	302 PICWY_GP 5	303 SP1_F_HM 1	304 SP1_F_15 1	305 SP2_F_HM 2	306 SP2_F_15 2

-------- YEAR 2011 --------							
SEASONAL HEAT RATE PROFILE	0	0	0	0	0	0	0
-------- YEAR 2012 --------							
-------- YEAR 2013 --------							
-------- YEAR 2014 --------							
-------- YEAR 2015 --------							
-------- YEAR 2016 --------							
-------- YEAR 2017 --------							
-------- YEAR 2018 --------							
-------- YEAR 2019 --------							
-------- YEAR 2020 --------							
-------- YEAR 2021 --------							
-------- YEAR 2022 --------							
-------- YEAR 2023 --------							
-------- YEAR 2024 --------							
-------- YEAR 2025 --------							
-------- YEAR 2026 --------							
-------- YEAR 2027 --------							
-------- YEAR 2028 --------							
-------- YEAR 2029 --------							
-------- YEAR 2030 --------							
-------- YEAR 2031 --------							
-------- YEAR 2032 --------							
-------- YEAR 2033 --------							
-------- YEAR 2034 --------							
-------- YEAR 2035 --------							
-------- YEAR 2036 --------							
-------- YEAR 2037 --------							
-------- YEAR 2038 --------							
-------- YEAR 2039 --------							
-------- YEAR 2040 --------							

NOTE: DATA DISPLAYED AFTER 2011 ONLY IF
VALUE CHANGED FROM PREVIOUS YEAR.

AEP EAST
GENERATION AND FUEL MODULE
INPUT SUMMARY REPORT

QUALIFIER = GAF.INPUT.THERMAL UNIT.

========== SEASON 2 FEBRUARY ==========

THERMAL UNIT	307 SP3_Q_HM 3	308 SP3_Q_15 3	309 SP4_Q_HM 4	310 SP4_Q_15 4	311 SP5_HM 5	312 SP5_15 5	313 TNR_F_HM 1
-------- YEAR 2011 --------							
SEASONAL HEAT RATE PROFILE	0	0	0	0	0	0	0
-------- YEAR 2012 --------							
-------- YEAR 2013 --------							
-------- YEAR 2014 --------							
-------- YEAR 2015 --------							
-------- YEAR 2016 --------							
-------- YEAR 2017 --------							
-------- YEAR 2018 --------							
-------- YEAR 2019 --------							
-------- YEAR 2020 --------							
-------- YEAR 2021 --------							
-------- YEAR 2022 --------							
-------- YEAR 2023 --------							
-------- YEAR 2024 --------							
-------- YEAR 2025 --------							
-------- YEAR 2026 --------							
-------- YEAR 2027 --------							
-------- YEAR 2028 --------							
-------- YEAR 2029 --------							
-------- YEAR 2030 --------							
-------- YEAR 2031 --------							
-------- YEAR 2032 --------							
-------- YEAR 2033 --------							
-------- YEAR 2034 --------							
-------- YEAR 2035 --------							
-------- YEAR 2036 --------							
-------- YEAR 2037 --------							
-------- YEAR 2038 --------							
-------- YEAR 2039 --------							
-------- YEAR 2040 --------							

========== SEASON 2 FEBRUARY ==========

THERMAL UNIT	314 TNR_F_15 1	315 TNR_F_HM 2	316 TNR_F_15 2	317 TNR_F_HM 3	318 TNR_F_15 3	319 PW_GP_15 5	320 RHills 1 1
-------- YEAR 2011 --------							
SEASONAL HEAT RATE PROFILE	0	0	0	0	0	0	0
-------- YEAR 2012 --------							
-------- YEAR 2013 --------							
-------- YEAR 2014 --------							
-------- YEAR 2015 --------							
-------- YEAR 2016 --------							
-------- YEAR 2017 --------							
-------- YEAR 2018 --------							
-------- YEAR 2019 --------							
-------- YEAR 2020 --------							
-------- YEAR 2021 --------							
-------- YEAR 2022 --------							
-------- YEAR 2023 --------							
-------- YEAR 2024 --------							

-------- YEAR 2025 --------

-------- YEAR 2026 --------

-------- YEAR 2027 --------

-------- YEAR 2028 --------

-------- YEAR 2029 --------

-------- YEAR 2030 --------

-------- YEAR 2031 --------

-------- YEAR 2032 --------

-------- YEAR 2033 --------

-------- YEAR 2034 --------

-------- YEAR 2035 --------

-------- YEAR 2036 --------

-------- YEAR 2037 --------

-------- YEAR 2038 --------

-------- YEAR 2039 --------

-------- YEAR 2040 --------

========== SEASON 2 FEBRUARY ==========

THERMAL UNIT	500	501	502	503	958	959	960
	DUMMY_OP	DUMMY_IM	DUMMY_AP	DUMMY_KP	CC_KPCO	RP2D_KP	RP2D_IM
	0	0	0	0	958	959	960
-------- YEAR 2011 --------							
SEASONAL HEAT RATE PROFILE	0	0	0	0	0	0	0

-------- YEAR 2012 --------

-------- YEAR 2013 --------

-------- YEAR 2014 --------

-------- YEAR 2015 --------

-------- YEAR 2016 --------

-------- YEAR 2017 --------

-------- YEAR 2018 --------

-------- YEAR 2019 --------

-------- YEAR 2020 --------

-------- YEAR 2021 --------

-------- YEAR 2022 --------

NOTE: DATA DISPLAYED AFTER 2011 ONLY IF
VALUE CHANGED FROM PREVIOUS YEAR.

AEP EAST
GENERATION AND FUEL MODULE
INPUT SUMMARY REPORT

QUALIFIER = GAF.INPUT.THERMAL UNIT.

========== SEASON 2 FEBRUARY ==========

THERMAL UNIT	500	501	502	503	958	959	960
	DUMMY_OP	DUMMY_IM	DUMMY_AP	DUMMY_KP	CC_KPCO	RP2D_KP	RP2D_IM
	0	0	0	0	958	959	960
-------- YEAR 2023 --------							
-------- YEAR 2024 --------							
-------- YEAR 2025 --------							
-------- YEAR 2026 --------							
-------- YEAR 2027 --------							
-------- YEAR 2028 --------							
-------- YEAR 2029 --------							
-------- YEAR 2030 --------							
-------- YEAR 2031 --------							
-------- YEAR 2032 --------							
-------- YEAR 2033 --------							
-------- YEAR 2034 --------							
-------- YEAR 2035 --------							
-------- YEAR 2036 --------							
-------- YEAR 2037 --------							
-------- YEAR 2038 --------							
-------- YEAR 2039 --------							
-------- YEAR 2040 --------							

========== SEASON 2 FEBRUARY ==========

THERMAL UNIT	961	962	963	964	965	966	967
	CSV6_SCR	CSV5_SCR	DUMMY_OP	DUMMY_OP	RP1D_03	RP1D_KP	BS2 FGD
	961	962	963	964	965	966	967
-------- YEAR 2011 --------							
SEASONAL HEAT RATE PROFILE	0	0	0	0	0	0	0
-------- YEAR 2012 --------							
-------- YEAR 2013 --------							
-------- YEAR 2014 --------							
-------- YEAR 2015 --------							
-------- YEAR 2016 --------							
-------- YEAR 2017 --------							
-------- YEAR 2018 --------							
-------- YEAR 2019 --------							
-------- YEAR 2020 --------							
-------- YEAR 2021 --------							
-------- YEAR 2022 --------							
-------- YEAR 2023 --------							
-------- YEAR 2024 --------							
-------- YEAR 2025 --------							
-------- YEAR 2026 --------							
-------- YEAR 2027 --------							
-------- YEAR 2028 --------							
-------- YEAR 2029 --------							
-------- YEAR 2030 --------							
-------- YEAR 2031 --------							
-------- YEAR 2032 --------							
-------- YEAR 2033 --------							
-------- YEAR 2034 --------							
-------- YEAR 2035 --------							
-------- YEAR 2036 --------							

-------- YEAR 2037 --------

-------- YEAR 2038 --------

-------- YEAR 2039 --------

-------- YEAR 2040 --------

========== SEASON 2 FEBRUARY ==========

THERMAL UNIT	968	969	970	971	972	973	974
	CR2_NGCC	CR1_NGCC	MR5_NGCC	DUMMY_OP	DUMMY_OP	DUMMY_OP	DUMMY_OP
	968	969	970	971	972	973	974
-------- YEAR 2011 --------							
SEASONAL HEAT RATE PROFILE	0	0	0	0	0	0	0

-------- YEAR 2012 --------

-------- YEAR 2013 --------

-------- YEAR 2014 --------

-------- YEAR 2015 --------

-------- YEAR 2016 --------

-------- YEAR 2017 --------

-------- YEAR 2018 --------

-------- YEAR 2019 --------

-------- YEAR 2020 --------

-------- YEAR 2021 --------

-------- YEAR 2022 --------

-------- YEAR 2023 --------

-------- YEAR 2024 --------

-------- YEAR 2025 --------

-------- YEAR 2026 --------

-------- YEAR 2027 --------

-------- YEAR 2028 --------

-------- YEAR 2029 --------

-------- YEAR 2030 --------

-------- YEAR 2031 --------

-------- YEAR 2032 --------

-------- YEAR 2033 --------

-------- YEAR 2034 --------

NOTE: DATA DISPLAYED AFTER 2011 ONLY IF
VALUE CHANGED FROM PREVIOUS YEAR.

AEP EAST
GENERATION AND FUEL MODULE
INPUT SUMMARY REPORT

QUALIFIER = GAF.INPUT.THERMAL UNIT.

========== SEASON 2 FEBRUARY ==========

THERMAL UNIT	968 CR2_NGCC 968	969 CR1_NGCC 969	970 MR5_NGCC 970	971 DUMMY_OP 971	972 DUMMY_OP 972	973 DUMMY_OP 973	974 DUMMY_OP 974
-------- YEAR 2035 --------							
-------- YEAR 2036 --------							
-------- YEAR 2037 --------							
-------- YEAR 2038 --------							
-------- YEAR 2039 --------							
-------- YEAR 2040 --------							

========== SEASON 2 FEBRUARY ==========

THERMAL UNIT	975 DUMMY_OP 975	976 DUMMY_OP 976	977 DUMMY_OP 977	978 DUMMY_OP 978	979 DUMMY_OP 979	980 DUMMY_OP 980	981 DUMMY_OP 981
-------- YEAR 2011 --------							
SEASONAL HEAT RATE PROFILE	0	0	0	0	0	0	0
-------- YEAR 2012 --------							
-------- YEAR 2013 --------							
-------- YEAR 2014 --------							
-------- YEAR 2015 --------							
-------- YEAR 2016 --------							
-------- YEAR 2017 --------							
-------- YEAR 2018 --------							
-------- YEAR 2019 --------							
-------- YEAR 2020 --------							
-------- YEAR 2021 --------							
-------- YEAR 2022 --------							
-------- YEAR 2023 --------							
-------- YEAR 2024 --------							
-------- YEAR 2025 --------							
-------- YEAR 2026 --------							
-------- YEAR 2027 --------							
-------- YEAR 2028 --------							
-------- YEAR 2029 --------							
-------- YEAR 2030 --------							
-------- YEAR 2031 --------							
-------- YEAR 2032 --------							
-------- YEAR 2033 --------							
-------- YEAR 2034 --------							
-------- YEAR 2035 --------							
-------- YEAR 2036 --------							
-------- YEAR 2037 --------							
-------- YEAR 2038 --------							
-------- YEAR 2039 --------							
-------- YEAR 2040 --------							

========== SEASON 2 FEBRUARY ==========

THERMAL UNIT	982 DUMMY_OP 982	983 DUMMY_OP 983	984 DUMMY_OP 984	985 DUMMY_OP 985	986 DUMMY_OP 986	987 DUMMY_OP 987	988 DUMMY_OP 988
-------- YEAR 2011 --------							
SEASONAL HEAT RATE PROFILE	0	0	0	0	0	0	0
-------- YEAR 2012 --------							
-------- YEAR 2013 --------							
-------- YEAR 2014 --------							
-------- YEAR 2015 --------							

-------- YEAR 2016 --------

-------- YEAR 2017 --------

-------- YEAR 2018 --------

-------- YEAR 2019 --------

-------- YEAR 2020 --------

-------- YEAR 2021 --------

-------- YEAR 2022 --------

-------- YEAR 2023 --------

-------- YEAR 2024 --------

-------- YEAR 2025 --------

-------- YEAR 2026 --------

-------- YEAR 2027 --------

-------- YEAR 2028 --------

-------- YEAR 2029 --------

-------- YEAR 2030 --------

-------- YEAR 2031 --------

-------- YEAR 2032 --------

-------- YEAR 2033 --------

-------- YEAR 2034 --------

-------- YEAR 2035 --------

-------- YEAR 2036 --------

-------- YEAR 2037 --------

-------- YEAR 2038 --------

-------- YEAR 2039 --------

-------- YEAR 2040 --------

========== SEASON 2 FEBRUARY ==========

THERMAL UNIT	989 DUMMY_OP 989	990 DUMMY_OP 990	991 DUMMY_OP 991	992 DUMMY_OP 992	993 DUMMY_OP 993	994 DUMMY_OP 994	995 DUMMY_OP 995
-------- YEAR 2011 --------							
SEASONAL HEAT RATE PROFILE	0	0	0	0	0	0	0

-------- YEAR 2012 --------

-------- YEAR 2013 --------

NOTE: DATA DISPLAYED AFTER 2011 ONLY IF
VALUE CHANGED FROM PREVIOUS YEAR.

AEP EAST
GENERATION AND FUEL MODULE
INPUT SUMMARY REPORT

QUALIFIER = GAF.INPUT.THERMAL UNIT.

========== SEASON 2 FEBRUARY ==========

THERMAL UNIT	989 DUMMY_OP 989	990 DUMMY_OP 990	991 DUMMY_OP 991	992 DUMMY_OP 992	993 DUMMY_OP 993	994 DUMMY_OP 994	995 DUMMY_OP 995
-------- YEAR 2014 --------							
-------- YEAR 2015 --------							
-------- YEAR 2016 --------							
-------- YEAR 2017 --------							
-------- YEAR 2018 --------							
-------- YEAR 2019 --------							
-------- YEAR 2020 --------							
-------- YEAR 2021 --------							
-------- YEAR 2022 --------							
-------- YEAR 2023 --------							
-------- YEAR 2024 --------							
-------- YEAR 2025 --------							
-------- YEAR 2026 --------							
-------- YEAR 2027 --------							
-------- YEAR 2028 --------							
-------- YEAR 2029 --------							
-------- YEAR 2030 --------							
-------- YEAR 2031 --------							
-------- YEAR 2032 --------							
-------- YEAR 2033 --------							
-------- YEAR 2034 --------							
-------- YEAR 2035 --------							
-------- YEAR 2036 --------							
-------- YEAR 2037 --------							
-------- YEAR 2038 --------							
-------- YEAR 2039 --------							
-------- YEAR 2040 --------							

========== SEASON 2 FEBRUARY ==========

THERMAL UNIT	996 T4_TRONA 996	997 RP2TR_KP 997	998 RP2TR_IM 998	999 DUMMY_OP 999
-------- YEAR 2011 --------				
SEASONAL HEAT RATE PROFILE	0	0	0	0
-------- YEAR 2012 --------				
-------- YEAR 2013 --------				
-------- YEAR 2014 --------				
-------- YEAR 2015 --------				
-------- YEAR 2016 --------				
-------- YEAR 2017 --------				
-------- YEAR 2018 --------				
-------- YEAR 2019 --------				
-------- YEAR 2020 --------				
-------- YEAR 2021 --------				
-------- YEAR 2022 --------				
-------- YEAR 2023 --------				
-------- YEAR 2024 --------				
-------- YEAR 2025 --------				
-------- YEAR 2026 --------				
-------- YEAR 2027 --------				

-------- YEAR 2028 --------

-------- YEAR 2029 --------

-------- YEAR 2030 --------

-------- YEAR 2031 --------

-------- YEAR 2032 --------

-------- YEAR 2033 --------

-------- YEAR 2034 --------

-------- YEAR 2035 --------

-------- YEAR 2036 --------

-------- YEAR 2037 --------

-------- YEAR 2038 --------

-------- YEAR 2039 --------

-------- YEAR 2040 --------

========== SEASON 3 MARCH ==========

THERMAL UNIT	1	2	3	4	5	6	7
	AMOS 1	AMOS 2	AMOS_OP 3	BECKJORD 6	BIG SAND 1	BIG SAND 2	CARD 1+2 1
-------- YEAR 2011 --------							
SEASONAL HEAT RATE PROFILE	0	0	0	0	0	0	0

-------- YEAR 2012 --------

-------- YEAR 2013 --------

-------- YEAR 2014 --------

-------- YEAR 2015 --------

-------- YEAR 2016 --------

-------- YEAR 2017 --------

-------- YEAR 2018 --------

-------- YEAR 2019 --------

-------- YEAR 2020 --------

-------- YEAR 2021 --------

-------- YEAR 2022 --------

-------- YEAR 2023 --------

-------- YEAR 2024 --------

-------- YEAR 2025 --------

NOTE: DATA DISPLAYED AFTER 2011 ONLY IF
VALUE CHANGED FROM PREVIOUS YEAR.

AEP EAST
GENERATION AND FUEL MODULE
INPUT SUMMARY REPORT

QUALIFIER = GAF.INPUT.THERMAL UNIT.

========== SEASON 3 MARCH ==========

THERMAL UNIT	1	2	3	4	5	6	7
	AMOS	AMOS	AMOS_OP	BECKJORD	BIG SAND	BIG SAND	CARD 1+2
	1	2	3	6	1	2	1
-------- YEAR 2026 --------							
-------- YEAR 2027 --------							
-------- YEAR 2028 --------							
-------- YEAR 2029 --------							
-------- YEAR 2030 --------							
-------- YEAR 2031 --------							
-------- YEAR 2032 --------							
-------- YEAR 2033 --------							
-------- YEAR 2034 --------							
-------- YEAR 2035 --------							
-------- YEAR 2036 --------							
-------- YEAR 2037 --------							
-------- YEAR 2038 --------							
-------- YEAR 2039 --------							
-------- YEAR 2040 --------							

========== SEASON 3 MARCH ==========

THERMAL UNIT	8	9	10	11	12	13	14
	CARD 1+2	CARD 3	CLIFTY	CLIFTY	CLIFTY	CLIFTY	CLIFTY
	2	3	1	2	3	4	5
-------- YEAR 2011 --------							
SEASONAL HEAT RATE PROFILE	0	0	0	0	0	0	0
-------- YEAR 2012 --------							
-------- YEAR 2013 --------							
-------- YEAR 2014 --------							
-------- YEAR 2015 --------							
-------- YEAR 2016 --------							
-------- YEAR 2017 --------							
-------- YEAR 2018 --------							
-------- YEAR 2019 --------							
-------- YEAR 2020 --------							
-------- YEAR 2021 --------							
-------- YEAR 2022 --------							
-------- YEAR 2023 --------							
-------- YEAR 2024 --------							
-------- YEAR 2025 --------							
-------- YEAR 2026 --------							
-------- YEAR 2027 --------							
-------- YEAR 2028 --------							
-------- YEAR 2029 --------							
-------- YEAR 2030 --------							
-------- YEAR 2031 --------							
-------- YEAR 2032 --------							
-------- YEAR 2033 --------							
-------- YEAR 2034 --------							
-------- YEAR 2035 --------							
-------- YEAR 2036 --------							
-------- YEAR 2037 --------							
-------- YEAR 2038 --------							
-------- YEAR 2039 --------							

-------- YEAR 2040 --------

========== SEASON 3 MARCH ==========

THERMAL UNIT	15	16	17	18	19	20	21
	CLIFTY	CLINCH R	CLINCH R	CLINCH R	ROCKP_KP	ROCKP_KP	CSVL 1-4
	6	1	2	3	1	2	3
-------- YEAR 2011 --------							
SEASONAL HEAT RATE PROFILE	0	0	0	0	0	0	0

-------- YEAR 2012 --------

-------- YEAR 2013 --------

-------- YEAR 2014 --------

-------- YEAR 2015 --------

-------- YEAR 2016 --------

-------- YEAR 2017 --------

-------- YEAR 2018 --------

-------- YEAR 2019 --------

-------- YEAR 2020 --------

-------- YEAR 2021 --------

-------- YEAR 2022 --------

-------- YEAR 2023 --------

-------- YEAR 2024 --------

-------- YEAR 2025 --------

-------- YEAR 2026 --------

-------- YEAR 2027 --------

-------- YEAR 2028 --------

-------- YEAR 2029 --------

-------- YEAR 2030 --------

-------- YEAR 2031 --------

-------- YEAR 2032 --------

-------- YEAR 2033 --------

-------- YEAR 2034 --------

-------- YEAR 2035 --------

-------- YEAR 2036 --------

-------- YEAR 2037 --------

NOTE: DATA DISPLAYED AFTER 2011 ONLY IF
VALUE CHANGED FROM PREVIOUS YEAR.

AEP EAST
GENERATION AND FUEL MODULE
INPUT SUMMARY REPORT

QUALIFIER = GAF.INPUT.THERMAL UNIT.

========== SEASON 3 MARCH ==========

THERMAL UNIT	15	16	17	18	19	20	21
	CLIFTY	CLINCH R	CLINCH R	CLINCH R	ROCKP_KP	ROCKP_KP	CSVL 1-4
	6	1	2	3	1	2	3
-------- YEAR 2038 --------							
-------- YEAR 2039 --------							
-------- YEAR 2040 --------							

========== SEASON 3 MARCH ==========

THERMAL UNIT	22	23	24	25	26	27	28
	CSVL 1-4	CSVL 5+6	CSVL 5+6	D C COOK	D C COOK	GAVIN	GAVIN
	4	5	6	1	2	1	2
-------- YEAR 2011 --------							
SEASONAL HEAT RATE PROFILE	0	0	0	0	0	0	28
-------- YEAR 2012 --------							
SEASONAL HEAT RATE PROFILE	0	0	0	0	0	0	0
-------- YEAR 2013 --------							
-------- YEAR 2014 --------							
-------- YEAR 2015 --------							
-------- YEAR 2016 --------							
-------- YEAR 2017 --------							
-------- YEAR 2018 --------							
-------- YEAR 2019 --------							
-------- YEAR 2020 --------							
-------- YEAR 2021 --------							
-------- YEAR 2022 --------							
-------- YEAR 2023 --------							
-------- YEAR 2024 --------							
-------- YEAR 2025 --------							
-------- YEAR 2026 --------							
-------- YEAR 2027 --------							
-------- YEAR 2028 --------							
-------- YEAR 2029 --------							
-------- YEAR 2030 --------							
-------- YEAR 2031 --------							
-------- YEAR 2032 --------							
-------- YEAR 2033 --------							
-------- YEAR 2034 --------							
-------- YEAR 2035 --------							
-------- YEAR 2036 --------							
-------- YEAR 2037 --------							
-------- YEAR 2038 --------							
-------- YEAR 2039 --------							
-------- YEAR 2040 --------							

========== SEASON 3 MARCH ==========

THERMAL UNIT	29	30	33	34	35	36	37
	GLEN LYN	GLEN LYN	KAMMER	KAMMER	KAMMER	KANAWHA	KANAWHA
	5	6	1	2	3	1	2
-------- YEAR 2011 --------							
SEASONAL HEAT RATE PROFILE	0	0	0	0	0	0	0
-------- YEAR 2012 --------							
-------- YEAR 2013 --------							
-------- YEAR 2014 --------							
-------- YEAR 2015 --------							
-------- YEAR 2016 --------							
-------- YEAR 2017 --------							
-------- YEAR 2018 --------							

-------- YEAR 2019 --------

-------- YEAR 2020 --------

-------- YEAR 2021 --------

-------- YEAR 2022 --------

-------- YEAR 2023 --------

-------- YEAR 2024 --------

-------- YEAR 2025 --------

-------- YEAR 2026 --------

-------- YEAR 2027 --------

-------- YEAR 2028 --------

-------- YEAR 2029 --------

-------- YEAR 2030 --------

-------- YEAR 2031 --------

-------- YEAR 2032 --------

-------- YEAR 2033 --------

-------- YEAR 2034 --------

-------- YEAR 2035 --------

-------- YEAR 2036 --------

-------- YEAR 2037 --------

-------- YEAR 2038 --------

-------- YEAR 2039 --------

-------- YEAR 2040 --------

========== SEASON 3 MARCH ==========

THERMAL UNIT	38 KYGER 1	39 KYGER 2	40 KYGER 3	41 KYGER 4	42 KYGER 5	43 MITCHELL 1	44 MITCHELL 2
-------- YEAR 2011 --------							
SEASONAL HEAT RATE PROFILE	0	0	0	0	0	0	0

-------- YEAR 2012 --------

-------- YEAR 2013 --------

-------- YEAR 2014 --------

-------- YEAR 2015 --------

-------- YEAR 2016 --------

NOTE: DATA DISPLAYED AFTER 2011 ONLY IF
VALUE CHANGED FROM PREVIOUS YEAR.

AEP EAST
GENERATION AND FUEL MODULE
INPUT SUMMARY REPORT

QUALIFIER = GAF.INPUT.THERMAL UNIT.

========== SEASON 3 MARCH ==========

THERMAL UNIT	38 KYGER 1	39 KYGER 2	40 KYGER 3	41 KYGER 4	42 KYGER 5	43 MITCHELL 1	44 MITCHELL 2
-------- YEAR 2017 --------							
-------- YEAR 2018 --------							
-------- YEAR 2019 --------							
-------- YEAR 2020 --------							
-------- YEAR 2021 --------							
-------- YEAR 2022 --------							
-------- YEAR 2023 --------							
-------- YEAR 2024 --------							
-------- YEAR 2025 --------							
-------- YEAR 2026 --------							
-------- YEAR 2027 --------							
-------- YEAR 2028 --------							
-------- YEAR 2029 --------							
-------- YEAR 2030 --------							
-------- YEAR 2031 --------							
-------- YEAR 2032 --------							
-------- YEAR 2033 --------							
-------- YEAR 2034 --------							
-------- YEAR 2035 --------							
-------- YEAR 2036 --------							
-------- YEAR 2037 --------							
-------- YEAR 2038 --------							
-------- YEAR 2039 --------							
-------- YEAR 2040 --------							

========== SEASON 3 MARCH ==========

THERMAL UNIT	45 MOUNT_ER 1	46 MUSK RVR 1	47 MUSK RVR 2	48 MUSK RVR 3	49 MUSK RVR 4	50 MUSK RVR 5	51 P SPORN 1
-------- YEAR 2011 --------							
SEASONAL HEAT RATE PROFILE	45	0	0	0	0	0	0
-------- YEAR 2012 --------							
SEASONAL HEAT RATE PROFILE	0	0	0	0	0	0	0
-------- YEAR 2013 --------							
-------- YEAR 2014 --------							
SEASONAL HEAT RATE PROFILE	150	0	0	0	0	0	0
-------- YEAR 2015 --------							
SEASONAL HEAT RATE PROFILE	0	0	0	0	0	0	0
-------- YEAR 2016 --------							
-------- YEAR 2017 --------							
-------- YEAR 2018 --------							
-------- YEAR 2019 --------							
-------- YEAR 2020 --------							
-------- YEAR 2021 --------							
-------- YEAR 2022 --------							
-------- YEAR 2023 --------							
-------- YEAR 2024 --------							
-------- YEAR 2025 --------							
-------- YEAR 2026 --------							
-------- YEAR 2027 --------							
-------- YEAR 2028 --------							
-------- YEAR 2029 --------							

-------- YEAR 2030 --------

-------- YEAR 2031 --------

-------- YEAR 2032 --------

-------- YEAR 2033 --------

-------- YEAR 2034 --------

-------- YEAR 2035 --------

-------- YEAR 2036 --------

-------- YEAR 2037 --------

-------- YEAR 2038 --------

-------- YEAR 2039 --------

-------- YEAR 2040 --------

========== SEASON 3 MARCH ==========

THERMAL UNIT	52	53	54	55	56	57	58
	P SPORN	P SPORN	P SPORN	P SPORN	PICWAY	RPRET_IM	RPRUN_IM
	2	3	4	5	5	1	1
-------- YEAR 2011 --------							
SEASONAL HEAT RATE PROFILE	0	0	0	0	0	0	0

-------- YEAR 2012 --------

-------- YEAR 2013 --------

-------- YEAR 2014 --------

-------- YEAR 2015 --------

-------- YEAR 2016 --------

-------- YEAR 2017 --------

-------- YEAR 2018 --------

-------- YEAR 2019 --------

-------- YEAR 2020 --------

-------- YEAR 2021 --------

-------- YEAR 2022 --------

-------- YEAR 2023 --------

-------- YEAR 2024 --------

-------- YEAR 2025 --------

-------- YEAR 2026 --------

-------- YEAR 2027 --------

NOTE: DATA DISPLAYED AFTER 2011 ONLY IF
VALUE CHANGED FROM PREVIOUS YEAR.

AEP EAST
GENERATION AND FUEL MODULE
INPUT SUMMARY REPORT

QUALIFIER = GAF.INPUT.THERMAL UNIT.

========== SEASON 3 MARCH ==========

THERMAL UNIT	52 P SPORN 2	53 P SPORN 3	54 P SPORN 4	55 P SPORN 5	56 PICWAY 5	57 RPRET_IM 1	58 RPRUN_IM 1
-------- YEAR 2028 --------							
-------- YEAR 2029 --------							
-------- YEAR 2030 --------							
-------- YEAR 2031 --------							
-------- YEAR 2032 --------							
-------- YEAR 2033 --------							
-------- YEAR 2034 --------							
-------- YEAR 2035 --------							
-------- YEAR 2036 --------							
-------- YEAR 2037 --------							
-------- YEAR 2038 --------							
-------- YEAR 2039 --------							
-------- YEAR 2040 --------							

========== SEASON 3 MARCH ==========

THERMAL UNIT	59 ROCKP_IM 2	61 STUART 1	62 STUART 2	63 STUART 3	64 STUART 4	65 AMOS_AP 3	66 TANN 1-3 1
-------- YEAR 2011 --------							
SEASONAL HEAT RATE PROFILE	0	0	0	0	0	0	0
-------- YEAR 2012 --------							
-------- YEAR 2013 --------							
-------- YEAR 2014 --------							
-------- YEAR 2015 --------							
-------- YEAR 2016 --------							
-------- YEAR 2017 --------							
-------- YEAR 2018 --------							
-------- YEAR 2019 --------							
-------- YEAR 2020 --------							
-------- YEAR 2021 --------							
-------- YEAR 2022 --------							
-------- YEAR 2023 --------							
-------- YEAR 2024 --------							
-------- YEAR 2025 --------							
-------- YEAR 2026 --------							
-------- YEAR 2027 --------							
-------- YEAR 2028 --------							
-------- YEAR 2029 --------							
-------- YEAR 2030 --------							
-------- YEAR 2031 --------							
-------- YEAR 2032 --------							
-------- YEAR 2033 --------							
-------- YEAR 2034 --------							
-------- YEAR 2035 --------							
-------- YEAR 2036 --------							
-------- YEAR 2037 --------							
-------- YEAR 2038 --------							
-------- YEAR 2039 --------							
-------- YEAR 2040 --------							

========== SEASON 3 MARCH ==========

THERMAL UNIT	67	68	69	70	71	72	73

	TANN 1-3 2	TANN 1-3 3	TANN 4 4	ZIMMER 1	ROBTMONE 1	ROBTMONE 2	ROBTMONE 3
-------- YEAR 2011 --------							
SEASONAL HEAT RATE PROFILE	0	0	0	0	164	164	164
-------- YEAR 2012 --------							
-------- YEAR 2013 --------							
-------- YEAR 2014 --------							
-------- YEAR 2015 --------							
-------- YEAR 2016 --------							
-------- YEAR 2017 --------							
-------- YEAR 2018 --------							
-------- YEAR 2019 --------							
-------- YEAR 2020 --------							
-------- YEAR 2021 --------							
-------- YEAR 2022 --------							
-------- YEAR 2023 --------							
-------- YEAR 2024 --------							
-------- YEAR 2025 --------							
-------- YEAR 2026 --------							
-------- YEAR 2027 --------							
-------- YEAR 2028 --------							
-------- YEAR 2029 --------							
-------- YEAR 2030 --------							
-------- YEAR 2031 --------							
-------- YEAR 2032 --------							
-------- YEAR 2033 --------							
-------- YEAR 2034 --------							
-------- YEAR 2035 --------							
-------- YEAR 2036 --------							
-------- YEAR 2037 --------							
-------- YEAR 2038 --------							
-------- YEAR 2039 --------							

NOTE: DATA DISPLAYED AFTER 2011 ONLY IF
VALUE CHANGED FROM PREVIOUS YEAR.

AEP EAST
GENERATION AND FUEL MODULE
INPUT SUMMARY REPORT

QUALIFIER = GAF.INPUT.THERMAL UNIT.

========== SEASON 3 MARCH ==========

THERMAL UNIT	67	68	69	70	71	72	73
	TANN 1-3	TANN 1-3	TANN 4	ZIMMER	ROBTMONE	ROBTMONE	ROBTMONE
	2	3	4	1	1	2	3
-------- YEAR 2040 --------							

========== SEASON 3 MARCH ==========

THERMAL UNIT	75	76	77	78	79	80	81
	CEREDO	CEREDO	CEREDO	CEREDO	CEREDO	CEREDO	DARBY
	1	2	3	4	5	6	1
-------- YEAR 2011 --------							
SEASONAL HEAT RATE PROFILE	0	0	0	0	0	0	0
-------- YEAR 2012 --------							
-------- YEAR 2013 --------							
-------- YEAR 2014 --------							
-------- YEAR 2015 --------							
-------- YEAR 2016 --------							
-------- YEAR 2017 --------							
-------- YEAR 2018 --------							
-------- YEAR 2019 --------							
-------- YEAR 2020 --------							
-------- YEAR 2021 --------							
-------- YEAR 2022 --------							
-------- YEAR 2023 --------							
-------- YEAR 2024 --------							
-------- YEAR 2025 --------							
-------- YEAR 2026 --------							
-------- YEAR 2027 --------							
-------- YEAR 2028 --------							
-------- YEAR 2029 --------							
-------- YEAR 2030 --------							
-------- YEAR 2031 --------							
-------- YEAR 2032 --------							
-------- YEAR 2033 --------							
-------- YEAR 2034 --------							
-------- YEAR 2035 --------							
-------- YEAR 2036 --------							
-------- YEAR 2037 --------							
-------- YEAR 2038 --------							
-------- YEAR 2039 --------							
-------- YEAR 2040 --------							

========== SEASON 3 MARCH ==========

THERMAL UNIT	82	83	84	85	86	87	88
	DARBY	DARBY	DARBY	DARBY	DARBY	LWBG WIN	LWBG WIN
	2	3	4	5	6	1	2
-------- YEAR 2011 --------							
SEASONAL HEAT RATE PROFILE	0	0	0	0	0	0	0
-------- YEAR 2012 --------							
-------- YEAR 2013 --------							
-------- YEAR 2014 --------							
-------- YEAR 2015 --------							
-------- YEAR 2016 --------							
-------- YEAR 2017 --------							
-------- YEAR 2018 --------							
-------- YEAR 2019 --------							
-------- YEAR 2020 --------							

-------- YEAR 2021 --------

-------- YEAR 2022 --------

-------- YEAR 2023 --------

-------- YEAR 2024 --------

-------- YEAR 2025 --------

-------- YEAR 2026 --------

-------- YEAR 2027 --------

-------- YEAR 2028 --------

-------- YEAR 2029 --------

-------- YEAR 2030 --------

-------- YEAR 2031 --------

-------- YEAR 2032 --------

-------- YEAR 2033 --------

-------- YEAR 2034 --------

-------- YEAR 2035 --------

-------- YEAR 2036 --------

-------- YEAR 2037 --------

-------- YEAR 2038 --------

-------- YEAR 2039 --------

-------- YEAR 2040 --------

========== SEASON 3 MARCH ==========

THERMAL UNIT	89 LWBG SMR 1	90 LWBG SMR 2	91 WATR CC 1	92 WATR2 1	93 DRESDEN 1	94 DRESD2 1	101 NUCLEAR 1
-------- YEAR 2011 --------							
SEASONAL HEAT RATE PROFILE	0	0	0	0	0	0	0

-------- YEAR 2012 --------

-------- YEAR 2013 --------

-------- YEAR 2014 --------

-------- YEAR 2015 --------

-------- YEAR 2016 --------

-------- YEAR 2017 --------

-------- YEAR 2018 --------

NOTE: DATA DISPLAYED AFTER 2011 ONLY IF
VALUE CHANGED FROM PREVIOUS YEAR.

AEP EAST
GENERATION AND FUEL MODULE
INPUT SUMMARY REPORT

QUALIFIER = GAF.INPUT.THERMAL UNIT.

========== SEASON 3 MARCH ==========

THERMAL UNIT	89 LWBG SMR 1	90 LWBG SMR 2	91 WATR CC 1	92 WATR2 1	93 DRESDEN 1	94 DRESD2 1	101 NUCLEAR 1
-------- YEAR 2019 --------							
-------- YEAR 2020 --------							
-------- YEAR 2021 --------							
-------- YEAR 2022 --------							
-------- YEAR 2023 --------							
-------- YEAR 2024 --------							
-------- YEAR 2025 --------							
-------- YEAR 2026 --------							
-------- YEAR 2027 --------							
-------- YEAR 2028 --------							
-------- YEAR 2029 --------							
-------- YEAR 2030 --------							
-------- YEAR 2031 --------							
-------- YEAR 2032 --------							
-------- YEAR 2033 --------							
-------- YEAR 2034 --------							
-------- YEAR 2035 --------							
-------- YEAR 2036 --------							
-------- YEAR 2037 --------							
-------- YEAR 2038 --------							
-------- YEAR 2039 --------							
-------- YEAR 2040 --------							

========== SEASON 3 MARCH ==========

THERMAL UNIT	102 UPC_NCCS 1	103 PC_UL_SU 1	104 UPC_RCCS 1	105 IGC_NCCS 1	106 IGCC GE 1	107 IGC_RCCS 1	108 CC 2X1FB 1
-------- YEAR 2011 --------							
SEASONAL HEAT RATE PROFILE	0	0	0	0	0	0	0
-------- YEAR 2012 --------							
-------- YEAR 2013 --------							
-------- YEAR 2014 --------							
-------- YEAR 2015 --------							
-------- YEAR 2016 --------							
-------- YEAR 2017 --------							
-------- YEAR 2018 --------							
-------- YEAR 2019 --------							
-------- YEAR 2020 --------							
-------- YEAR 2021 --------							
-------- YEAR 2022 --------							
-------- YEAR 2023 --------							
-------- YEAR 2024 --------							
-------- YEAR 2025 --------							
-------- YEAR 2026 --------							
-------- YEAR 2027 --------							
-------- YEAR 2028 --------							
-------- YEAR 2029 --------							
-------- YEAR 2030 --------							
-------- YEAR 2031 --------							
-------- YEAR 2032 --------							

-------- YEAR 2033 --------

-------- YEAR 2034 --------

-------- YEAR 2035 --------

-------- YEAR 2036 --------

-------- YEAR 2037 --------

-------- YEAR 2038 --------

-------- YEAR 2039 --------

-------- YEAR 2040 --------

========== SEASON 3 MARCH ==========

THERMAL UNIT	109	110	111	114	115	124	125
	CC 2x1FA	CC 1x17H	BS2_CC	CT GE7FA	CT_GE7EA	BS2_FGD	BS1_FGD
	1	1	1	1	1	2	1
-------- YEAR 2011 --------							
SEASONAL HEAT RATE PROFILE	0	0	183	0	0	0	0

-------- YEAR 2012 --------

-------- YEAR 2013 --------

-------- YEAR 2014 --------

-------- YEAR 2015 --------

-------- YEAR 2016 --------

-------- YEAR 2017 --------

-------- YEAR 2018 --------

-------- YEAR 2019 --------

-------- YEAR 2020 --------

-------- YEAR 2021 --------

-------- YEAR 2022 --------

-------- YEAR 2023 --------

-------- YEAR 2024 --------

-------- YEAR 2025 --------

-------- YEAR 2026 --------

-------- YEAR 2027 --------

-------- YEAR 2028 --------

-------- YEAR 2029 --------

-------- YEAR 2030 --------

NOTE: DATA DISPLAYED AFTER 2011 ONLY IF
VALUE CHANGED FROM PREVIOUS YEAR.

AEP EAST
GENERATION AND FUEL MODULE
INPUT SUMMARY REPORT

QUALIFIER = GAF.INPUT.THERMAL UNIT.

========== SEASON 3 MARCH ==========

THERMAL UNIT	109	110	111	114	115	124	125
	CC 2x1FA	CC 1x17H	BS2_CC	CT GE7FA	CT_GE7EA	BS2_FGD	BS1_FGD
	1	1	1	1	1	2	1
-------- YEAR 2031 --------							
-------- YEAR 2032 --------							
-------- YEAR 2033 --------							
-------- YEAR 2034 --------							
-------- YEAR 2035 --------							
-------- YEAR 2036 --------							
-------- YEAR 2037 --------							
-------- YEAR 2038 --------							
-------- YEAR 2039 --------							
-------- YEAR 2040 --------							

========== SEASON 3 MARCH ==========

THERMAL UNIT	126	127	129	130	131	132	133
	CSV5_SCR	CSV6_SCR	CR1_NGCC	CR2_NGCC	MR5_NGCC	MR5_FGD	RP1D_IM
	5	6	1	2	5	5	1
-------- YEAR 2011 --------							
SEASONAL HEAT RATE PROFILE	0	0	0	0	0	0	0
-------- YEAR 2012 --------							
-------- YEAR 2013 --------							
-------- YEAR 2014 --------							
-------- YEAR 2015 --------							
-------- YEAR 2016 --------							
-------- YEAR 2017 --------							
-------- YEAR 2018 --------							
-------- YEAR 2019 --------							
-------- YEAR 2020 --------							
-------- YEAR 2021 --------							
-------- YEAR 2022 --------							
-------- YEAR 2023 --------							
-------- YEAR 2024 --------							
-------- YEAR 2025 --------							
-------- YEAR 2026 --------							
-------- YEAR 2027 --------							
-------- YEAR 2028 --------							
-------- YEAR 2029 --------							
-------- YEAR 2030 --------							
-------- YEAR 2031 --------							
-------- YEAR 2032 --------							
-------- YEAR 2033 --------							
-------- YEAR 2034 --------							
-------- YEAR 2035 --------							
-------- YEAR 2036 --------							
-------- YEAR 2037 --------							
-------- YEAR 2038 --------							
-------- YEAR 2039 --------							
-------- YEAR 2040 --------							

========== SEASON 3 MARCH ==========

THERMAL UNIT	134	135	136	137	144	145	146
	RP2D_IM	TAN4_FGD	RP1D_KP	RP2D_KP	TC4_ESP	A390% AP	A390%OP
	2	4	1	2	4	3	3
-------- YEAR 2011 --------							
SEASONAL HEAT RATE PROFILE	0	0	0	0	0	0	0

-------- YEAR 2012 --------

-------- YEAR 2013 --------

-------- YEAR 2014 --------

-------- YEAR 2015 --------

-------- YEAR 2016 --------

-------- YEAR 2017 --------

-------- YEAR 2018 --------

-------- YEAR 2019 --------

-------- YEAR 2020 --------

-------- YEAR 2021 --------

-------- YEAR 2022 --------

-------- YEAR 2023 --------

-------- YEAR 2024 --------

-------- YEAR 2025 --------

-------- YEAR 2026 --------

-------- YEAR 2027 --------

-------- YEAR 2028 --------

-------- YEAR 2029 --------

-------- YEAR 2030 --------

-------- YEAR 2031 --------

-------- YEAR 2032 --------

-------- YEAR 2033 --------

-------- YEAR 2034 --------

-------- YEAR 2035 --------

-------- YEAR 2036 --------

-------- YEAR 2037 --------

-------- YEAR 2038 --------

-------- YEAR 2039 --------

-------- YEAR 2040 --------

NOTE: DATA DISPLAYED AFTER 2011 ONLY IF
VALUE CHANGED FROM PREVIOUS YEAR.

AEP EAST
GENERATION AND FUEL MODULE
INPUT SUMMARY REPORT

QUALIFIER = GAF.INPUT.THERMAL UNIT.

========== SEASON 3 MARCH ==========

THERMAL UNIT	147 MTN_90% 1	148 RPT1_90% 1	149 RPT2_90% 2	150 GV1_90% 1	151 GV2_90% 2	153 MTN_18% 1	154 CC_FA_KP 1
-------- YEAR 2011 --------							
SEASONAL HEAT RATE PROFILE	0	0	0	0	0	0	0
-------- YEAR 2012 --------							
-------- YEAR 2013 --------							
-------- YEAR 2014 --------							
SEASONAL HEAT RATE PROFILE	150	0	0	0	0	150	0
-------- YEAR 2015 --------							
SEASONAL HEAT RATE PROFILE	0	0	0	0	0	0	0
-------- YEAR 2016 --------							
-------- YEAR 2017 --------							
-------- YEAR 2018 --------							
-------- YEAR 2019 --------							
-------- YEAR 2020 --------							
-------- YEAR 2021 --------							
-------- YEAR 2022 --------							
-------- YEAR 2023 --------							
-------- YEAR 2024 --------							
-------- YEAR 2025 --------							
-------- YEAR 2026 --------							
-------- YEAR 2027 --------							
-------- YEAR 2028 --------							
-------- YEAR 2029 --------							
-------- YEAR 2030 --------							
-------- YEAR 2031 --------							
-------- YEAR 2032 --------							
-------- YEAR 2033 --------							
-------- YEAR 2034 --------							
-------- YEAR 2035 --------							
-------- YEAR 2036 --------							
-------- YEAR 2037 --------							
-------- YEAR 2038 --------							
-------- YEAR 2039 --------							
-------- YEAR 2040 --------							

========== SEASON 3 MARCH ==========

THERMAL UNIT	155 CT_OHIO 1	156 CC_OH 1	157 CT_I&M 1	158 CC_I&M 1	159 CT_APCO 1	160 CC_APCO 1	161 CT_KPCO 1
-------- YEAR 2011 --------							
SEASONAL HEAT RATE PROFILE	0	0	0	0	0	0	0
-------- YEAR 2012 --------							
-------- YEAR 2013 --------							
-------- YEAR 2014 --------							
-------- YEAR 2015 --------							
-------- YEAR 2016 --------							
-------- YEAR 2017 --------							
-------- YEAR 2018 --------							
-------- YEAR 2019 --------							
-------- YEAR 2020 --------							
-------- YEAR 2021 --------							
-------- YEAR 2022 --------							
-------- YEAR 2023 --------							

-------- YEAR 2024 --------

-------- YEAR 2025 --------

-------- YEAR 2026 --------

-------- YEAR 2027 --------

-------- YEAR 2028 --------

-------- YEAR 2029 --------

-------- YEAR 2030 --------

-------- YEAR 2031 --------

-------- YEAR 2032 --------

-------- YEAR 2033 --------

-------- YEAR 2034 --------

-------- YEAR 2035 --------

-------- YEAR 2036 --------

-------- YEAR 2037 --------

-------- YEAR 2038 --------

-------- YEAR 2039 --------

-------- YEAR 2040 --------

========== SEASON 3 MARCH ==========

THERMAL UNIT	162 CC_KPCO 1	163 BS2 FGD 1	164 BS2 FGD 5	165 BS2 FGD 22	166 BS2 FGD 23	168 IGCC AP 1	169 PC_UL_AP 1
-------- YEAR 2011 --------							
SEASONAL HEAT RATE PROFILE	0	0	0	0	0	0	0

-------- YEAR 2012 --------

-------- YEAR 2013 --------

-------- YEAR 2014 --------

-------- YEAR 2015 --------

-------- YEAR 2016 --------

-------- YEAR 2017 --------

-------- YEAR 2018 --------

-------- YEAR 2019 --------

-------- YEAR 2020 --------

-------- YEAR 2021 --------

NOTE: DATA DISPLAYED AFTER 2011 ONLY IF
VALUE CHANGED FROM PREVIOUS YEAR.

AEP EAST
GENERATION AND FUEL MODULE
INPUT SUMMARY REPORT

QUALIFIER = GAF.INPUT.THERMAL UNIT.

========== SEASON 3 MARCH ==========

THERMAL UNIT	162	163	164	165	166	168	169
	CC_KPCO	BS2 FGD	BS2 FGD	BS2 FGD	BS2 FGD	IGCC AP	PC_UL_AP
	1	1	5	22	23	1	1
-------- YEAR 2022 --------							
-------- YEAR 2023 --------							
-------- YEAR 2024 --------							
-------- YEAR 2025 --------							
-------- YEAR 2026 --------							
-------- YEAR 2027 --------							
-------- YEAR 2028 --------							
-------- YEAR 2029 --------							
-------- YEAR 2030 --------							
-------- YEAR 2031 --------							
-------- YEAR 2032 --------							
-------- YEAR 2033 --------							
-------- YEAR 2034 --------							
-------- YEAR 2035 --------							
-------- YEAR 2036 --------							
-------- YEAR 2037 --------							
-------- YEAR 2038 --------							
-------- YEAR 2039 --------							
-------- YEAR 2040 --------							

========== SEASON 3 MARCH ==========

THERMAL UNIT	170	171	172	173	174	175	176
	Nuke_AP	IGCC IM	PC_UL_IM	NUKE_IM	IGCC KP	PC_UL_KP	NUKE_KP
	1	1	1	1	1	1	1
-------- YEAR 2011 --------							
SEASONAL HEAT RATE PROFILE	0	0	0	0	0	0	0
-------- YEAR 2012 --------							
-------- YEAR 2013 --------							
-------- YEAR 2014 --------							
-------- YEAR 2015 --------							
-------- YEAR 2016 --------							
-------- YEAR 2017 --------							
-------- YEAR 2018 --------							
-------- YEAR 2019 --------							
-------- YEAR 2020 --------							
-------- YEAR 2021 --------							
-------- YEAR 2022 --------							
-------- YEAR 2023 --------							
-------- YEAR 2024 --------							
-------- YEAR 2025 --------							
-------- YEAR 2026 --------							
-------- YEAR 2027 --------							
-------- YEAR 2028 --------							
-------- YEAR 2029 --------							
-------- YEAR 2030 --------							
-------- YEAR 2031 --------							
-------- YEAR 2032 --------							
-------- YEAR 2033 --------							
-------- YEAR 2034 --------							
-------- YEAR 2035 --------							

-------- YEAR 2036 --------

-------- YEAR 2037 --------

-------- YEAR 2038 --------

-------- YEAR 2039 --------

-------- YEAR 2040 --------

========== SEASON 3 MARCH ==========

THERMAL UNIT	177 IGCC OH	178 PC_UL_OH	179 NUKE OH	181 RP1D_03	182 RP1D_04	183 RP1D_08	184 RP1D_20
	1	1	1	1	1	1	1
-------- YEAR 2011 --------							
SEASONAL HEAT RATE PROFILE	0	0	0	0	0	0	0

-------- YEAR 2012 --------

-------- YEAR 2013 --------

-------- YEAR 2014 --------

-------- YEAR 2015 --------

-------- YEAR 2016 --------

-------- YEAR 2017 --------

-------- YEAR 2018 --------

-------- YEAR 2019 --------

-------- YEAR 2020 --------

-------- YEAR 2021 --------

-------- YEAR 2022 --------

-------- YEAR 2023 --------

-------- YEAR 2024 --------

-------- YEAR 2025 --------

-------- YEAR 2026 --------

-------- YEAR 2027 --------

-------- YEAR 2028 --------

-------- YEAR 2029 --------

-------- YEAR 2030 --------

-------- YEAR 2031 --------

-------- YEAR 2032 --------

-------- YEAR 2033 --------

NOTE: DATA DISPLAYED AFTER 2011 ONLY IF
VALUE CHANGED FROM PREVIOUS YEAR.

AEP EAST
GENERATION AND FUEL MODULE
INPUT SUMMARY REPORT

QUALIFIER = GAF.INPUT.THERMAL UNIT.

========== SEASON 3 MARCH ==========

THERMAL UNIT	177 IGCC OH 1	178 PC_UL_OH 1	179 NUKE OH 1	181 RP1D_03 1	182 RP1D_04 1	183 RP1D_08 1	184 RP1D_20 1
-------- YEAR 2034 --------							
-------- YEAR 2035 --------							
-------- YEAR 2036 --------							
-------- YEAR 2037 --------							
-------- YEAR 2038 --------							
-------- YEAR 2039 --------							
-------- YEAR 2040 --------							

========== SEASON 3 MARCH ==========

THERMAL UNIT	186 RP1TR_IM 1	187 RP2TR_IM 2	188 RP1TR_KP 1	189 RP2TR_KP 2	190 T4_TRONA 4	191 T4_TRCCR 4	223 MR_STKR1 1
-------- YEAR 2011 --------							
SEASONAL HEAT RATE PROFILE	0	0	0	0	0	0	0
-------- YEAR 2012 --------							
-------- YEAR 2013 --------							
-------- YEAR 2014 --------							
-------- YEAR 2015 --------							
-------- YEAR 2016 --------							
-------- YEAR 2017 --------							
-------- YEAR 2018 --------							
-------- YEAR 2019 --------							
-------- YEAR 2020 --------							
-------- YEAR 2021 --------							
-------- YEAR 2022 --------							
-------- YEAR 2023 --------							
-------- YEAR 2024 --------							
-------- YEAR 2025 --------							
-------- YEAR 2026 --------							
-------- YEAR 2027 --------							
-------- YEAR 2028 --------							
-------- YEAR 2029 --------							
-------- YEAR 2030 --------							
-------- YEAR 2031 --------							
-------- YEAR 2032 --------							
-------- YEAR 2033 --------							
-------- YEAR 2034 --------							
-------- YEAR 2035 --------							
-------- YEAR 2036 --------							
-------- YEAR 2037 --------							
-------- YEAR 2038 --------							
-------- YEAR 2039 --------							
-------- YEAR 2040 --------							

========== SEASON 3 MARCH ==========

THERMAL UNIT	224 MR_STKR2 1	228 AMS3_SI 3	229 BS2_SI 2	230 MR5_CF 5	231 MR5_SI 5	232 RPT1_CF 1	233 RPT2_CF 2
-------- YEAR 2011 --------							
SEASONAL HEAT RATE PROFILE	0	0	0	0	0	0	0
-------- YEAR 2012 --------							
-------- YEAR 2013 --------							
-------- YEAR 2014 --------							

-------- YEAR 2015 --------

-------- YEAR 2016 --------

-------- YEAR 2017 --------

-------- YEAR 2018 --------

-------- YEAR 2019 --------

-------- YEAR 2020 --------

-------- YEAR 2021 --------

-------- YEAR 2022 --------

-------- YEAR 2023 --------

-------- YEAR 2024 --------

-------- YEAR 2025 --------

-------- YEAR 2026 --------

-------- YEAR 2027 --------

-------- YEAR 2028 --------

-------- YEAR 2029 --------

-------- YEAR 2030 --------

-------- YEAR 2031 --------

-------- YEAR 2032 --------

-------- YEAR 2033 --------

-------- YEAR 2034 --------

-------- YEAR 2035 --------

-------- YEAR 2036 --------

-------- YEAR 2037 --------

-------- YEAR 2038 --------

-------- YEAR 2039 --------

-------- YEAR 2040 --------

========== SEASON 3 MARCH ==========

THERMAL UNIT	234	235	251	252	253	254	255
	RPT1_SI	RPT2_SI	DC1_HPT	DC1_IS	DC1_EFF	DC1_17	DC1_3800
	1	2	1	1	1	1	1
-------- YEAR 2011 --------							
SEASONAL HEAT RATE PROFILE	0	0	0	0	0	0	0

-------- YEAR 2012 --------

NOTE: DATA DISPLAYED AFTER 2011 ONLY IF
VALUE CHANGED FROM PREVIOUS YEAR.

AEP EAST
GENERATION AND FUEL MODULE
INPUT SUMMARY REPORT

QUALIFIER = GAF.INPUT.THERMAL UNIT.

========== SEASON 3 MARCH ==========

THERMAL UNIT	234	235	251	252	253	254	255
	RPT1_SI	RPT2_SI	DC1_HPT	DC1_IS	DC1_EFF	DC1_17	DC1_3800
	1	2	1	1	1	1	1
-------- YEAR 2013 --------							
-------- YEAR 2014 --------							
-------- YEAR 2015 --------							
-------- YEAR 2016 --------							
-------- YEAR 2017 --------							
-------- YEAR 2018 --------							
-------- YEAR 2019 --------							
-------- YEAR 2020 --------							
-------- YEAR 2021 --------							
-------- YEAR 2022 --------							
-------- YEAR 2023 --------							
-------- YEAR 2024 --------							
-------- YEAR 2025 --------							
-------- YEAR 2026 --------							
-------- YEAR 2027 --------							
-------- YEAR 2028 --------							
-------- YEAR 2029 --------							
-------- YEAR 2030 --------							
-------- YEAR 2031 --------							
-------- YEAR 2032 --------							
-------- YEAR 2033 --------							
-------- YEAR 2034 --------							
-------- YEAR 2035 --------							
-------- YEAR 2036 --------							
-------- YEAR 2037 --------							
-------- YEAR 2038 --------							
-------- YEAR 2039 --------							
-------- YEAR 2040 --------							

========== SEASON 3 MARCH ==========

THERMAL UNIT	257	258	259	260	269	270	271
	DC2_HPT	DC2_EFF	DC2_SPU	DC2_3800	BIGSD_15	BIGSD_GP	CLN_Q_HM
	2	2	2	2	1	1	1
-------- YEAR 2011 --------							
SEASONAL HEAT RATE PROFILE	0	0	0	0	0	0	0
-------- YEAR 2012 --------							
-------- YEAR 2013 --------							
-------- YEAR 2014 --------							
-------- YEAR 2015 --------							
-------- YEAR 2016 --------							
-------- YEAR 2017 --------							
-------- YEAR 2018 --------							
-------- YEAR 2019 --------							
-------- YEAR 2020 --------							
-------- YEAR 2021 --------							
-------- YEAR 2022 --------							
-------- YEAR 2023 --------							
-------- YEAR 2024 --------							
-------- YEAR 2025 --------							
-------- YEAR 2026 --------							

-------- YEAR 2027 --------

-------- YEAR 2028 --------

-------- YEAR 2029 --------

-------- YEAR 2030 --------

-------- YEAR 2031 --------

-------- YEAR 2032 --------

-------- YEAR 2033 --------

-------- YEAR 2034 --------

-------- YEAR 2035 --------

-------- YEAR 2036 --------

-------- YEAR 2037 --------

-------- YEAR 2038 --------

-------- YEAR 2039 --------

-------- YEAR 2040 --------

========== SEASON 3 MARCH ==========

THERMAL UNIT	272	273	274	275	276	277	278
	CLN_Q_15	CLN_Q_HM	CLN_Q_15	CLN_Q_HM	CLN_Q_15	CVL_3_HM	CVL_3_10
	1	2	2	3	3	3	3
-------- YEAR 2011 --------							
SEASONAL HEAT RATE PROFILE	0	0	0	0	0	0	0

-------- YEAR 2012 --------

-------- YEAR 2013 --------

-------- YEAR 2014 --------

-------- YEAR 2015 --------

-------- YEAR 2016 --------

-------- YEAR 2017 --------

-------- YEAR 2018 --------

-------- YEAR 2019 --------

-------- YEAR 2020 --------

-------- YEAR 2021 --------

-------- YEAR 2022 --------

-------- YEAR 2023 --------

-------- YEAR 2024 --------

NOTE: DATA DISPLAYED AFTER 2011 ONLY IF
VALUE CHANGED FROM PREVIOUS YEAR.

AEP EAST
GENERATION AND FUEL MODULE
INPUT SUMMARY REPORT

QUALIFIER = GAF.INPUT.THERMAL UNIT.

========== SEASON 3 MARCH ==========

THERMAL UNIT	272 CLN_Q_15 1	273 CLN_Q_HM 2	274 CLN_Q_15 2	275 CLN_Q_HM 3	276 CLN_Q_15 3	277 CVL_3_HM 3	278 CVL_3_10 3
-------- YEAR 2025 --------							
-------- YEAR 2026 --------							
-------- YEAR 2027 --------							
-------- YEAR 2028 --------							
-------- YEAR 2029 --------							
-------- YEAR 2030 --------							
-------- YEAR 2031 --------							
-------- YEAR 2032 --------							
-------- YEAR 2033 --------							
-------- YEAR 2034 --------							
-------- YEAR 2035 --------							
-------- YEAR 2036 --------							
-------- YEAR 2037 --------							
-------- YEAR 2038 --------							
-------- YEAR 2039 --------							
-------- YEAR 2040 --------							

========== SEASON 3 MARCH ==========

THERMAL UNIT	279 GLN_5_HM 5	280 GLN_5_15 5	281 GLN_6_HM 6	282 GLN_6_15 6	283 KMR_F_HM 1	284 KMR_F_GP 1	285 KMR_F_HM 2
-------- YEAR 2011 --------							
SEASONAL HEAT RATE PROFILE	0	0	0	0	0	0	0
-------- YEAR 2012 --------							
-------- YEAR 2013 --------							
-------- YEAR 2014 --------							
-------- YEAR 2015 --------							
-------- YEAR 2016 --------							
-------- YEAR 2017 --------							
-------- YEAR 2018 --------							
-------- YEAR 2019 --------							
-------- YEAR 2020 --------							
-------- YEAR 2021 --------							
-------- YEAR 2022 --------							
-------- YEAR 2023 --------							
-------- YEAR 2024 --------							
-------- YEAR 2025 --------							
-------- YEAR 2026 --------							
-------- YEAR 2027 --------							
-------- YEAR 2028 --------							
-------- YEAR 2029 --------							
-------- YEAR 2030 --------							
-------- YEAR 2031 --------							
-------- YEAR 2032 --------							
-------- YEAR 2033 --------							
-------- YEAR 2034 --------							
-------- YEAR 2035 --------							
-------- YEAR 2036 --------							
-------- YEAR 2037 --------							
-------- YEAR 2038 --------							

-------- YEAR 2039 --------

-------- YEAR 2040 --------

========== SEASON 3 MARCH ==========

THERMAL UNIT	286 KMR_F_GP 2	287 KMR_F_HM 3	288 KMR_F_GP 3	289 KWA_1_HM 1	290 KWA_1_15 1	291 KWA_2_HM 2	292 KWA_2_15 2
-------- YEAR 2011 --------							
SEASONAL HEAT RATE PROFILE	0	0	0	0	0	0	0

-------- YEAR 2012 --------

-------- YEAR 2013 --------

-------- YEAR 2014 --------

-------- YEAR 2015 --------

-------- YEAR 2016 --------

-------- YEAR 2017 --------

-------- YEAR 2018 --------

-------- YEAR 2019 --------

-------- YEAR 2020 --------

-------- YEAR 2021 --------

-------- YEAR 2022 --------

-------- YEAR 2023 --------

-------- YEAR 2024 --------

-------- YEAR 2025 --------

-------- YEAR 2026 --------

-------- YEAR 2027 --------

-------- YEAR 2028 --------

-------- YEAR 2029 --------

-------- YEAR 2030 --------

-------- YEAR 2031 --------

-------- YEAR 2032 --------

-------- YEAR 2033 --------

-------- YEAR 2034 --------

-------- YEAR 2035 --------

-------- YEAR 2036 --------

NOTE: DATA DISPLAYED AFTER 2011 ONLY IF
VALUE CHANGED FROM PREVIOUS YEAR.

AEP EAST
GENERATION AND FUEL MODULE
INPUT SUMMARY REPORT

QUALIFIER = GAF.INPUT.THERMAL UNIT.

========== SEASON 3 MARCH ==========

THERMAL UNIT	286 KMR_F_GP 2	287 KMR_F_HM 3	288 KMR_F_GP 3	289 KWA_1_HM 1	290 KWA_1_15 1	291 KWA_2_HM 2	292 KWA_2_15 2
-------- YEAR 2037 --------							
-------- YEAR 2038 --------							
-------- YEAR 2039 --------							
-------- YEAR 2040 --------							

========== SEASON 3 MARCH ==========

THERMAL UNIT	293 MSKR1_HM 1	294 MSKR1_12 1	295 MSKR2_HM 2	296 MSKR2_12 2	297 MSKR3_GP 3	298 MR3HM_12 3	299 MSKR4_GP 4
-------- YEAR 2011 --------							
SEASONAL HEAT RATE PROFILE	0	0	0	0	0	0	0
-------- YEAR 2012 --------							
-------- YEAR 2013 --------							
-------- YEAR 2014 --------							
-------- YEAR 2015 --------							
-------- YEAR 2016 --------							
-------- YEAR 2017 --------							
-------- YEAR 2018 --------							
-------- YEAR 2019 --------							
-------- YEAR 2020 --------							
-------- YEAR 2021 --------							
-------- YEAR 2022 --------							
-------- YEAR 2023 --------							
-------- YEAR 2024 --------							
-------- YEAR 2025 --------							
-------- YEAR 2026 --------							
-------- YEAR 2027 --------							
-------- YEAR 2028 --------							
-------- YEAR 2029 --------							
-------- YEAR 2030 --------							
-------- YEAR 2031 --------							
-------- YEAR 2032 --------							
-------- YEAR 2033 --------							
-------- YEAR 2034 --------							
-------- YEAR 2035 --------							
-------- YEAR 2036 --------							
-------- YEAR 2037 --------							
-------- YEAR 2038 --------							
-------- YEAR 2039 --------							
-------- YEAR 2040 --------							

========== SEASON 3 MARCH ==========

THERMAL UNIT	300 M4HM_12 4	301 PICWY_HM 5	302 PICWY_GP 5	303 SP1_F_HM 1	304 SP1_F_15 1	305 SP2_F_HM 2	306 SP2_F_15 2
-------- YEAR 2011 --------							
SEASONAL HEAT RATE PROFILE	0	0	0	0	0	0	0
-------- YEAR 2012 --------							
-------- YEAR 2013 --------							
-------- YEAR 2014 --------							
-------- YEAR 2015 --------							
-------- YEAR 2016 --------							
-------- YEAR 2017 --------							

-------- YEAR 2018 --------

-------- YEAR 2019 --------

-------- YEAR 2020 --------

-------- YEAR 2021 --------

-------- YEAR 2022 --------

-------- YEAR 2023 --------

-------- YEAR 2024 --------

-------- YEAR 2025 --------

-------- YEAR 2026 --------

-------- YEAR 2027 --------

-------- YEAR 2028 --------

-------- YEAR 2029 --------

-------- YEAR 2030 --------

-------- YEAR 2031 --------

-------- YEAR 2032 --------

-------- YEAR 2033 --------

-------- YEAR 2034 --------

-------- YEAR 2035 --------

-------- YEAR 2036 --------

-------- YEAR 2037 --------

-------- YEAR 2038 --------

-------- YEAR 2039 --------

-------- YEAR 2040 --------

========== SEASON 3 MARCH ==========

THERMAL UNIT	307	308	309	310	311	312	313
	SP3_Q_HM	SP3_Q_15	SP4_Q_HM	SP4_Q_15	SP5_HM	SP5_15	TNR_F_HM
	3	3	4	4	5	5	1
-------- YEAR 2011 --------							
SEASONAL HEAT RATE PROFILE	0	0	0	0	0	0	0

-------- YEAR 2012 --------

-------- YEAR 2013 --------

-------- YEAR 2014 --------

-------- YEAR 2015 --------

NOTE: DATA DISPLAYED AFTER 2011 ONLY IF
VALUE CHANGED FROM PREVIOUS YEAR.

AEP EAST
GENERATION AND FUEL MODULE
INPUT SUMMARY REPORT

QUALIFIER = GAF.INPUT.THERMAL UNIT.

========== SEASON 3 MARCH ==========

THERMAL UNIT	307	308	309	310	311	312	313
	SP3_Q_HM	SP3_Q_15	SP4_Q_HM	SP4_Q_15	SP5_HM	SP5_15	TNR_F_HM
	3	3	4	4	5	5	1
-------- YEAR 2016 --------							
-------- YEAR 2017 --------							
-------- YEAR 2018 --------							
-------- YEAR 2019 --------							
-------- YEAR 2020 --------							
-------- YEAR 2021 --------							
-------- YEAR 2022 --------							
-------- YEAR 2023 --------							
-------- YEAR 2024 --------							
-------- YEAR 2025 --------							
-------- YEAR 2026 --------							
-------- YEAR 2027 --------							
-------- YEAR 2028 --------							
-------- YEAR 2029 --------							
-------- YEAR 2030 --------							
-------- YEAR 2031 --------							
-------- YEAR 2032 --------							
-------- YEAR 2033 --------							
-------- YEAR 2034 --------							
-------- YEAR 2035 --------							
-------- YEAR 2036 --------							
-------- YEAR 2037 --------							
-------- YEAR 2038 --------							
-------- YEAR 2039 --------							
-------- YEAR 2040 --------							

========== SEASON 3 MARCH ==========

THERMAL UNIT	314	315	316	317	318	319	320
	TNR_F_15	TNR_F_HM	TNR_F_15	TNR_F_HM	TNR_F_15	PW_GP_15	RHills 1
	1	2	2	3	3	5	1
-------- YEAR 2011 --------							
SEASONAL HEAT RATE PROFILE	0	0	0	0	0	0	0
-------- YEAR 2012 --------							
-------- YEAR 2013 --------							
-------- YEAR 2014 --------							
-------- YEAR 2015 --------							
-------- YEAR 2016 --------							
-------- YEAR 2017 --------							
-------- YEAR 2018 --------							
-------- YEAR 2019 --------							
-------- YEAR 2020 --------							
-------- YEAR 2021 --------							
-------- YEAR 2022 --------							
-------- YEAR 2023 --------							
-------- YEAR 2024 --------							
-------- YEAR 2025 --------							
-------- YEAR 2026 --------							
-------- YEAR 2027 --------							
-------- YEAR 2028 --------							
-------- YEAR 2029 --------							

-------- YEAR 2030 --------

-------- YEAR 2031 --------

-------- YEAR 2032 --------

-------- YEAR 2033 --------

-------- YEAR 2034 --------

-------- YEAR 2035 --------

-------- YEAR 2036 --------

-------- YEAR 2037 --------

-------- YEAR 2038 --------

-------- YEAR 2039 --------

-------- YEAR 2040 --------

========== SEASON 3 MARCH ==========

THERMAL UNIT	500 DUMMY_OP	501 DUMMY_IM	502 DUMMY_AP	503 DUMMY_KP	958 CC_KPCO	959 RP2D_KP	960 RP2D_IM
	0	0	0	0	958	959	960
-------- YEAR 2011 --------							
SEASONAL HEAT RATE PROFILE	0	0	0	0	0	0	0

-------- YEAR 2012 --------

-------- YEAR 2013 --------

-------- YEAR 2014 --------

-------- YEAR 2015 --------

-------- YEAR 2016 --------

-------- YEAR 2017 --------

-------- YEAR 2018 --------

-------- YEAR 2019 --------

-------- YEAR 2020 --------

-------- YEAR 2021 --------

-------- YEAR 2022 --------

-------- YEAR 2023 --------

-------- YEAR 2024 --------

-------- YEAR 2025 --------

-------- YEAR 2026 --------

-------- YEAR 2027 --------

NOTE: DATA DISPLAYED AFTER 2011 ONLY IF
VALUE CHANGED FROM PREVIOUS YEAR.

AEP EAST
GENERATION AND FUEL MODULE
INPUT SUMMARY REPORT

QUALIFIER = GAF.INPUT.THERMAL UNIT.

========== SEASON 3 MARCH ==========

THERMAL UNIT	500	501	502	503	958	959	960
	DUMMY_OP	DUMMY_IM	DUMMY_AP	DUMMY_KP	CC_KPCO	RP2D_KP	RP2D_IM
	0	0	0	0	958	959	960
-------- YEAR 2028 --------							
-------- YEAR 2029 --------							
-------- YEAR 2030 --------							
-------- YEAR 2031 --------							
-------- YEAR 2032 --------							
-------- YEAR 2033 --------							
-------- YEAR 2034 --------							
-------- YEAR 2035 --------							
-------- YEAR 2036 --------							
-------- YEAR 2037 --------							
-------- YEAR 2038 --------							
-------- YEAR 2039 --------							
-------- YEAR 2040 --------							

========== SEASON 3 MARCH ==========

THERMAL UNIT	961	962	963	964	965	966	967
	CSV6_SCR	CSV5_SCR	DUMMY_OP	DUMMY_OP	RP1D_03	RP1D_KP	BS2 FGD
	961	962	963	964	965	966	967
-------- YEAR 2011 --------							
SEASONAL HEAT RATE PROFILE	0	0	0	0	0	0	0
-------- YEAR 2012 --------							
-------- YEAR 2013 --------							
-------- YEAR 2014 --------							
-------- YEAR 2015 --------							
-------- YEAR 2016 --------							
-------- YEAR 2017 --------							
-------- YEAR 2018 --------							
-------- YEAR 2019 --------							
-------- YEAR 2020 --------							
-------- YEAR 2021 --------							
-------- YEAR 2022 --------							
-------- YEAR 2023 --------							
-------- YEAR 2024 --------							
-------- YEAR 2025 --------							
-------- YEAR 2026 --------							
-------- YEAR 2027 --------							
-------- YEAR 2028 --------							
-------- YEAR 2029 --------							
-------- YEAR 2030 --------							
-------- YEAR 2031 --------							
-------- YEAR 2032 --------							
-------- YEAR 2033 --------							
-------- YEAR 2034 --------							
-------- YEAR 2035 --------							
-------- YEAR 2036 --------							
-------- YEAR 2037 --------							
-------- YEAR 2038 --------							
-------- YEAR 2039 --------							
-------- YEAR 2040 --------							

========== SEASON 3 MARCH ==========

THERMAL UNIT	968	969	970	971	972	973	974

	CR2_NGCC 968	CR1_NGCC 969	MR5_NGCC 970	DUMMY_OP 971	DUMMY_OP 972	DUMMY_OP 973	DUMMY_OP 974
-------- YEAR 2011 --------							
SEASONAL HEAT RATE PROFILE	0	0	0	0	0	0	0
-------- YEAR 2012 --------							
-------- YEAR 2013 --------							
-------- YEAR 2014 --------							
-------- YEAR 2015 --------							
-------- YEAR 2016 --------							
-------- YEAR 2017 --------							
-------- YEAR 2018 --------							
-------- YEAR 2019 --------							
-------- YEAR 2020 --------							
-------- YEAR 2021 --------							
-------- YEAR 2022 --------							
-------- YEAR 2023 --------							
-------- YEAR 2024 --------							
-------- YEAR 2025 --------							
-------- YEAR 2026 --------							
-------- YEAR 2027 --------							
-------- YEAR 2028 --------							
-------- YEAR 2029 --------							
-------- YEAR 2030 --------							
-------- YEAR 2031 --------							
-------- YEAR 2032 --------							
-------- YEAR 2033 --------							
-------- YEAR 2034 --------							
-------- YEAR 2035 --------							
-------- YEAR 2036 --------							
-------- YEAR 2037 --------							
-------- YEAR 2038 --------							
-------- YEAR 2039 --------							

NOTE: DATA DISPLAYED AFTER 2011 ONLY IF
VALUE CHANGED FROM PREVIOUS YEAR.

AEP EAST
GENERATION AND FUEL MODULE
INPUT SUMMARY REPORT

QUALIFIER = GAF.INPUT.THERMAL UNIT.

========== SEASON 3 MARCH ==========

THERMAL UNIT	968	969	970	971	972	973	974
	CR2_NGCC	CR1_NGCC	MR5_NGCC	DUMMY_OP	DUMMY_OP	DUMMY_OP	DUMMY_OP
	968	969	970	971	972	973	974

-------- YEAR 2040 --------

========== SEASON 3 MARCH ==========

THERMAL UNIT	975	976	977	978	979	980	981
	DUMMY_OP	DUMMY_OP	DUMMY_OP	DUMMY_OP	DUMMY_OP	DUMMY_OP	DUMMY_OP
	975	976	977	978	979	980	981
-------- YEAR 2011 --------							
SEASONAL HEAT RATE PROFILE	0	0	0	0	0	0	0

-------- YEAR 2012 --------

-------- YEAR 2013 --------

-------- YEAR 2014 --------

-------- YEAR 2015 --------

-------- YEAR 2016 --------

-------- YEAR 2017 --------

-------- YEAR 2018 --------

-------- YEAR 2019 --------

-------- YEAR 2020 --------

-------- YEAR 2021 --------

-------- YEAR 2022 --------

-------- YEAR 2023 --------

-------- YEAR 2024 --------

-------- YEAR 2025 --------

-------- YEAR 2026 --------

-------- YEAR 2027 --------

-------- YEAR 2028 --------

-------- YEAR 2029 --------

-------- YEAR 2030 --------

-------- YEAR 2031 --------

-------- YEAR 2032 --------

-------- YEAR 2033 --------

-------- YEAR 2034 --------

-------- YEAR 2035 --------

-------- YEAR 2036 --------

-------- YEAR 2037 --------

-------- YEAR 2038 --------

-------- YEAR 2039 --------

-------- YEAR 2040 --------

========== SEASON 3 MARCH ==========

THERMAL UNIT	982	983	984	985	986	987	988
	DUMMY_OP	DUMMY_OP	DUMMY_OP	DUMMY_OP	DUMMY_OP	DUMMY_OP	DUMMY_OP
	982	983	984	985	986	987	988
-------- YEAR 2011 --------							
SEASONAL HEAT RATE PROFILE	0	0	0	0	0	0	0

-------- YEAR 2012 --------

-------- YEAR 2013 --------

-------- YEAR 2014 --------

-------- YEAR 2015 --------

-------- YEAR 2016 --------

-------- YEAR 2017 --------

-------- YEAR 2018 --------

-------- YEAR 2019 --------

-------- YEAR 2020 --------

-------- YEAR 2021 --------

-------- YEAR 2022 --------

-------- YEAR 2023 --------

-------- YEAR 2024 --------

-------- YEAR 2025 --------

-------- YEAR 2026 --------

-------- YEAR 2027 --------

-------- YEAR 2028 --------

-------- YEAR 2029 --------

-------- YEAR 2030 --------

-------- YEAR 2031 --------

-------- YEAR 2032 --------

-------- YEAR 2033 --------

-------- YEAR 2034 --------

-------- YEAR 2035 --------

-------- YEAR 2036 --------

-------- YEAR 2037 --------

-------- YEAR 2038 --------

-------- YEAR 2039 --------

-------- YEAR 2040 --------

========== SEASON 3 MARCH ==========

THERMAL UNIT	989 DUMMY_OP 989	990 DUMMY_OP 990	991 DUMMY_OP 991	992 DUMMY_OP 992	993 DUMMY_OP 993	994 DUMMY_OP 994	995 DUMMY_OP 995
-------- YEAR 2011 --------							
SEASONAL HEAT RATE PROFILE	0	0	0	0	0	0	0

-------- YEAR 2012 --------

-------- YEAR 2013 --------

-------- YEAR 2014 --------

-------- YEAR 2015 --------

-------- YEAR 2016 --------

-------- YEAR 2017 --------

-------- YEAR 2018 --------

NOTE: DATA DISPLAYED AFTER 2011 ONLY IF
VALUE CHANGED FROM PREVIOUS YEAR.

AEP EAST
GENERATION AND FUEL MODULE
INPUT SUMMARY REPORT

QUALIFIER = GAF.INPUT.THERMAL UNIT.

========== SEASON 3 MARCH ==========

THERMAL UNIT	989 DUMMY_OP 989	990 DUMMY_OP 990	991 DUMMY_OP 991	992 DUMMY_OP 992	993 DUMMY_OP 993	994 DUMMY_OP 994	995 DUMMY_OP 995
-------- YEAR 2019 --------							
-------- YEAR 2020 --------							
-------- YEAR 2021 --------							
-------- YEAR 2022 --------							
-------- YEAR 2023 --------							
-------- YEAR 2024 --------							
-------- YEAR 2025 --------							
-------- YEAR 2026 --------							
-------- YEAR 2027 --------							
-------- YEAR 2028 --------							
-------- YEAR 2029 --------							
-------- YEAR 2030 --------							
-------- YEAR 2031 --------							
-------- YEAR 2032 --------							
-------- YEAR 2033 --------							
-------- YEAR 2034 --------							
-------- YEAR 2035 --------							
-------- YEAR 2036 --------							
-------- YEAR 2037 --------							
-------- YEAR 2038 --------							
-------- YEAR 2039 --------							
-------- YEAR 2040 --------							

========== SEASON 3 MARCH ==========

THERMAL UNIT	996 T4_TRONA 996	997 RP2TR_KP 997	998 RP2TR_IM 998	999 DUMMY_OP 999
-------- YEAR 2011 --------				
SEASONAL HEAT RATE PROFILE	0	0	0	0
-------- YEAR 2012 --------				
-------- YEAR 2013 --------				
-------- YEAR 2014 --------				
-------- YEAR 2015 --------				
-------- YEAR 2016 --------				
-------- YEAR 2017 --------				
-------- YEAR 2018 --------				
-------- YEAR 2019 --------				
-------- YEAR 2020 --------				
-------- YEAR 2021 --------				
-------- YEAR 2022 --------				
-------- YEAR 2023 --------				
-------- YEAR 2024 --------				
-------- YEAR 2025 --------				
-------- YEAR 2026 --------				
-------- YEAR 2027 --------				
-------- YEAR 2028 --------				
-------- YEAR 2029 --------				
-------- YEAR 2030 --------				
-------- YEAR 2031 --------				
-------- YEAR 2032 --------				

-------- YEAR 2033 --------

-------- YEAR 2034 --------

-------- YEAR 2035 --------

-------- YEAR 2036 --------

-------- YEAR 2037 --------

-------- YEAR 2038 --------

-------- YEAR 2039 --------

-------- YEAR 2040 --------

========== SEASON 4 APRIL ==========

THERMAL UNIT	1	2	3	4	5	6	7
	AMOS 1	AMOS 2	AMOS_OP 3	BECKJORD 6	BIG SAND 1	BIG SAND 2	CARD 1+2 1
-------- YEAR 2011 --------							
SEASONAL HEAT RATE PROFILE	0	0	0	0	0	0	0

-------- YEAR 2012 --------

-------- YEAR 2013 --------

-------- YEAR 2014 --------

-------- YEAR 2015 --------

-------- YEAR 2016 --------

-------- YEAR 2017 --------

-------- YEAR 2018 --------

-------- YEAR 2019 --------

-------- YEAR 2020 --------

-------- YEAR 2021 --------

-------- YEAR 2022 --------

-------- YEAR 2023 --------

-------- YEAR 2024 --------

-------- YEAR 2025 --------

-------- YEAR 2026 --------

-------- YEAR 2027 --------

-------- YEAR 2028 --------

-------- YEAR 2029 --------

-------- YEAR 2030 --------

NOTE: DATA DISPLAYED AFTER 2011 ONLY IF
VALUE CHANGED FROM PREVIOUS YEAR.

AEP EAST
GENERATION AND FUEL MODULE
INPUT SUMMARY REPORT

QUALIFIER = GAF.INPUT.THERMAL UNIT.

========== SEASON 4 APRIL ==========

THERMAL UNIT	1	2	3	4	5	6	7
	AMOS	AMOS	AMOS_OP	BECKJORD	BIG SAND	BIG SAND	CARD 1+2
	1	2	3	6	1	2	1
-------- YEAR 2031 --------							
-------- YEAR 2032 --------							
-------- YEAR 2033 --------							
-------- YEAR 2034 --------							
-------- YEAR 2035 --------							
-------- YEAR 2036 --------							
-------- YEAR 2037 --------							
-------- YEAR 2038 --------							
-------- YEAR 2039 --------							
-------- YEAR 2040 --------							

========== SEASON 4 APRIL ==========

THERMAL UNIT	8	9	10	11	12	13	14
	CARD 1+2	CARD 3	CLIFTY	CLIFTY	CLIFTY	CLIFTY	CLIFTY
	2	3	1	2	3	4	5
-------- YEAR 2011 --------							
SEASONAL HEAT RATE PROFILE	0	0	0	0	0	0	0
-------- YEAR 2012 --------							
-------- YEAR 2013 --------							
-------- YEAR 2014 --------							
-------- YEAR 2015 --------							
-------- YEAR 2016 --------							
-------- YEAR 2017 --------							
-------- YEAR 2018 --------							
-------- YEAR 2019 --------							
-------- YEAR 2020 --------							
-------- YEAR 2021 --------							
-------- YEAR 2022 --------							
-------- YEAR 2023 --------							
-------- YEAR 2024 --------							
-------- YEAR 2025 --------							
-------- YEAR 2026 --------							
-------- YEAR 2027 --------							
-------- YEAR 2028 --------							
-------- YEAR 2029 --------							
-------- YEAR 2030 --------							
-------- YEAR 2031 --------							
-------- YEAR 2032 --------							
-------- YEAR 2033 --------							
-------- YEAR 2034 --------							
-------- YEAR 2035 --------							
-------- YEAR 2036 --------							
-------- YEAR 2037 --------							
-------- YEAR 2038 --------							
-------- YEAR 2039 --------							
-------- YEAR 2040 --------							

========== SEASON 4 APRIL ==========

THERMAL UNIT	15	16	17	18	19	20	21
	CLIFTY	CLINCH R	CLINCH R	CLINCH R	ROCKP_KP	ROCKP_KP	CSVL 1-4
	6	1	2	3	1	2	3
-------- YEAR 2011 --------							
SEASONAL HEAT RATE PROFILE	0	0	0	0	0	0	0

-------- YEAR 2012 --------

-------- YEAR 2013 --------

-------- YEAR 2014 --------

-------- YEAR 2015 --------

-------- YEAR 2016 --------

-------- YEAR 2017 --------

-------- YEAR 2018 --------

-------- YEAR 2019 --------

-------- YEAR 2020 --------

-------- YEAR 2021 --------

-------- YEAR 2022 --------

-------- YEAR 2023 --------

-------- YEAR 2024 --------

-------- YEAR 2025 --------

-------- YEAR 2026 --------

-------- YEAR 2027 --------

-------- YEAR 2028 --------

-------- YEAR 2029 --------

-------- YEAR 2030 --------

-------- YEAR 2031 --------

-------- YEAR 2032 --------

-------- YEAR 2033 --------

-------- YEAR 2034 --------

-------- YEAR 2035 --------

-------- YEAR 2036 --------

-------- YEAR 2037 --------

-------- YEAR 2038 --------

-------- YEAR 2039 --------

-------- YEAR 2040 --------

NOTE: DATA DISPLAYED AFTER 2011 ONLY IF
VALUE CHANGED FROM PREVIOUS YEAR.

AEP EAST
GENERATION AND FUEL MODULE
INPUT SUMMARY REPORT

QUALIFIER = GAF.INPUT.THERMAL UNIT.

========== SEASON 4 APRIL ==========

THERMAL UNIT	22 CSVL 1-4 4	23 CSVL 5+6 5	24 CSVL 5+6 6	25 D C COOK 1	26 D C COOK 2	27 GAVIN 1	28 GAVIN 2
-------- YEAR 2011 --------							
SEASONAL HEAT RATE PROFILE	0	0	0	0	0	0	28
-------- YEAR 2012 --------							
SEASONAL HEAT RATE PROFILE	0	0	0	0	0	0	0
-------- YEAR 2013 --------							
-------- YEAR 2014 --------							
-------- YEAR 2015 --------							
-------- YEAR 2016 --------							
-------- YEAR 2017 --------							
-------- YEAR 2018 --------							
-------- YEAR 2019 --------							
-------- YEAR 2020 --------							
-------- YEAR 2021 --------							
-------- YEAR 2022 --------							
-------- YEAR 2023 --------							
-------- YEAR 2024 --------							
-------- YEAR 2025 --------							
-------- YEAR 2026 --------							
-------- YEAR 2027 --------							
-------- YEAR 2028 --------							
-------- YEAR 2029 --------							
-------- YEAR 2030 --------							
-------- YEAR 2031 --------							
-------- YEAR 2032 --------							
-------- YEAR 2033 --------							
-------- YEAR 2034 --------							
-------- YEAR 2035 --------							
-------- YEAR 2036 --------							
-------- YEAR 2037 --------							
-------- YEAR 2038 --------							
-------- YEAR 2039 --------							
-------- YEAR 2040 --------							

========== SEASON 4 APRIL ==========

THERMAL UNIT	29 GLEN LYN 5	30 GLEN LYN 6	33 KAMMER 1	34 KAMMER 2	35 KAMMER 3	36 KANAWHA 1	37 KANAWHA 2
-------- YEAR 2011 --------							
SEASONAL HEAT RATE PROFILE	0	0	0	0	0	0	0
-------- YEAR 2012 --------							
-------- YEAR 2013 --------							
-------- YEAR 2014 --------							
-------- YEAR 2015 --------							
-------- YEAR 2016 --------							
-------- YEAR 2017 --------							
-------- YEAR 2018 --------							
-------- YEAR 2019 --------							
-------- YEAR 2020 --------							
-------- YEAR 2021 --------							
-------- YEAR 2022 --------							
-------- YEAR 2023 --------							

-------- YEAR 2024 --------

-------- YEAR 2025 --------

-------- YEAR 2026 --------

-------- YEAR 2027 --------

-------- YEAR 2028 --------

-------- YEAR 2029 --------

-------- YEAR 2030 --------

-------- YEAR 2031 --------

-------- YEAR 2032 --------

-------- YEAR 2033 --------

-------- YEAR 2034 --------

-------- YEAR 2035 --------

-------- YEAR 2036 --------

-------- YEAR 2037 --------

-------- YEAR 2038 --------

-------- YEAR 2039 --------

-------- YEAR 2040 --------

========== SEASON 4 APRIL ==========

THERMAL UNIT	38	39	40	41	42	43	44
	KYGER	KYGER	KYGER	KYGER	KYGER	MITCHELL	MITCHELL
	1	2	3	4	5	1	2
-------- YEAR 2011 --------							
SEASONAL HEAT RATE PROFILE	0	0	0	0	0	0	0

-------- YEAR 2012 --------

-------- YEAR 2013 --------

-------- YEAR 2014 --------

-------- YEAR 2015 --------

-------- YEAR 2016 --------

-------- YEAR 2017 --------

-------- YEAR 2018 --------

-------- YEAR 2019 --------

-------- YEAR 2020 --------

-------- YEAR 2021 --------

NOTE: DATA DISPLAYED AFTER 2011 ONLY IF
VALUE CHANGED FROM PREVIOUS YEAR.

AEP EAST
GENERATION AND FUEL MODULE
INPUT SUMMARY REPORT

QUALIFIER = GAF.INPUT.THERMAL UNIT.

========== SEASON 4 APRIL ==========

THERMAL UNIT	38 KYGER 1	39 KYGER 2	40 KYGER 3	41 KYGER 4	42 KYGER 5	43 MITCHELL 1	44 MITCHELL 2
-------- YEAR 2022 --------							
-------- YEAR 2023 --------							
-------- YEAR 2024 --------							
-------- YEAR 2025 --------							
-------- YEAR 2026 --------							
-------- YEAR 2027 --------							
-------- YEAR 2028 --------							
-------- YEAR 2029 --------							
-------- YEAR 2030 --------							
-------- YEAR 2031 --------							
-------- YEAR 2032 --------							
-------- YEAR 2033 --------							
-------- YEAR 2034 --------							
-------- YEAR 2035 --------							
-------- YEAR 2036 --------							
-------- YEAR 2037 --------							
-------- YEAR 2038 --------							
-------- YEAR 2039 --------							
-------- YEAR 2040 --------							

========== SEASON 4 APRIL ==========

THERMAL UNIT	45 MOUNT_ER 1	46 MUSK RVR 1	47 MUSK RVR 2	48 MUSK RVR 3	49 MUSK RVR 4	50 MUSK RVR 5	51 P SPORN 1
-------- YEAR 2011 --------							
SEASONAL HEAT RATE PROFILE	45	0	0	0	0	0	0
-------- YEAR 2012 --------							
SEASONAL HEAT RATE PROFILE	0	0	0	0	0	0	0
-------- YEAR 2013 --------							
-------- YEAR 2014 --------							
SEASONAL HEAT RATE PROFILE	150	0	0	0	0	0	0
-------- YEAR 2015 --------							
SEASONAL HEAT RATE PROFILE	0	0	0	0	0	0	0
-------- YEAR 2016 --------							
-------- YEAR 2017 --------							
-------- YEAR 2018 --------							
-------- YEAR 2019 --------							
-------- YEAR 2020 --------							
-------- YEAR 2021 --------							
-------- YEAR 2022 --------							
-------- YEAR 2023 --------							
-------- YEAR 2024 --------							
-------- YEAR 2025 --------							
-------- YEAR 2026 --------							
-------- YEAR 2027 --------							
-------- YEAR 2028 --------							
-------- YEAR 2029 --------							
-------- YEAR 2030 --------							
-------- YEAR 2031 --------							
-------- YEAR 2032 --------							
-------- YEAR 2033 --------							
-------- YEAR 2034 --------							

-------- YEAR 2035 --------

-------- YEAR 2036 --------

-------- YEAR 2037 --------

-------- YEAR 2038 --------

-------- YEAR 2039 --------

-------- YEAR 2040 --------

========== SEASON 4 APRIL ==========

THERMAL UNIT	52	53	54	55	56	57	58
	P SPORN	P SPORN	P SPORN	P SPORN	PICWAY	RPRET_IM	RPRUN_IM
	2	3	4	5	5	1	1
-------- YEAR 2011 --------							
SEASONAL HEAT RATE PROFILE	0	0	0	0	0	0	0

-------- YEAR 2012 --------

-------- YEAR 2013 --------

-------- YEAR 2014 --------

-------- YEAR 2015 --------

-------- YEAR 2016 --------

-------- YEAR 2017 --------

-------- YEAR 2018 --------

-------- YEAR 2019 --------

-------- YEAR 2020 --------

-------- YEAR 2021 --------

-------- YEAR 2022 --------

-------- YEAR 2023 --------

-------- YEAR 2024 --------

-------- YEAR 2025 --------

-------- YEAR 2026 --------

-------- YEAR 2027 --------

-------- YEAR 2028 --------

-------- YEAR 2029 --------

-------- YEAR 2030 --------

-------- YEAR 2031 --------

-------- YEAR 2032 --------

NOTE: DATA DISPLAYED AFTER 2011 ONLY IF
VALUE CHANGED FROM PREVIOUS YEAR.

AEP EAST
GENERATION AND FUEL MODULE
INPUT SUMMARY REPORT

QUALIFIER = GAF.INPUT.THERMAL UNIT.

========== SEASON 4 APRIL ==========

THERMAL UNIT	52	53	54	55	56	57	58
	P SPORN	P SPORN	P SPORN	P SPORN	PICWAY	RPRET_IM	RPRUN_IM
	2	3	4	5	5	1	1
-------- YEAR 2033 --------							
-------- YEAR 2034 --------							
-------- YEAR 2035 --------							
-------- YEAR 2036 --------							
-------- YEAR 2037 --------							
-------- YEAR 2038 --------							
-------- YEAR 2039 --------							
-------- YEAR 2040 --------							

========== SEASON 4 APRIL ==========

THERMAL UNIT	59	61	62	63	64	65	66
	ROCKP_IM	STUART	STUART	STUART	STUART	AMOS_AP	TANN 1-3
	2	1	2	3	4	3	1
-------- YEAR 2011 --------							
SEASONAL HEAT RATE PROFILE	0	0	0	0	0	0	0
-------- YEAR 2012 --------							
-------- YEAR 2013 --------							
-------- YEAR 2014 --------							
-------- YEAR 2015 --------							
-------- YEAR 2016 --------							
-------- YEAR 2017 --------							
-------- YEAR 2018 --------							
-------- YEAR 2019 --------							
-------- YEAR 2020 --------							
-------- YEAR 2021 --------							
-------- YEAR 2022 --------							
-------- YEAR 2023 --------							
-------- YEAR 2024 --------							
-------- YEAR 2025 --------							
-------- YEAR 2026 --------							
-------- YEAR 2027 --------							
-------- YEAR 2028 --------							
-------- YEAR 2029 --------							
-------- YEAR 2030 --------							
-------- YEAR 2031 --------							
-------- YEAR 2032 --------							
-------- YEAR 2033 --------							
-------- YEAR 2034 --------							
-------- YEAR 2035 --------							
-------- YEAR 2036 --------							
-------- YEAR 2037 --------							
-------- YEAR 2038 --------							
-------- YEAR 2039 --------							
-------- YEAR 2040 --------							

========== SEASON 4 APRIL ==========

THERMAL UNIT	67	68	69	70	71	72	73
	TANN 1-3	TANN 1-3	TANN 4	ZIMMER	ROBTMONE	ROBTMONE	ROBTMONE
	2	3	4	1	1	2	3
-------- YEAR 2011 --------							
SEASONAL HEAT RATE PROFILE	0	0	0	0	162	162	162
-------- YEAR 2012 --------							
-------- YEAR 2013 --------							

-------- YEAR 2014 --------

-------- YEAR 2015 --------

-------- YEAR 2016 --------

-------- YEAR 2017 --------

-------- YEAR 2018 --------

-------- YEAR 2019 --------

-------- YEAR 2020 --------

-------- YEAR 2021 --------

-------- YEAR 2022 --------

-------- YEAR 2023 --------

-------- YEAR 2024 --------

-------- YEAR 2025 --------

-------- YEAR 2026 --------

-------- YEAR 2027 --------

-------- YEAR 2028 --------

-------- YEAR 2029 --------

-------- YEAR 2030 --------

-------- YEAR 2031 --------

-------- YEAR 2032 --------

-------- YEAR 2033 --------

-------- YEAR 2034 --------

-------- YEAR 2035 --------

-------- YEAR 2036 --------

-------- YEAR 2037 --------

-------- YEAR 2038 --------

-------- YEAR 2039 --------

-------- YEAR 2040 --------

========== SEASON 4 APRIL ==========

THERMAL UNIT	75	76	77	78	79	80	81
	CEREDO 1	CEREDO 2	CEREDO 3	CEREDO 4	CEREDO 5	CEREDO 6	DARBY 1
-------- YEAR 2011 --------							
SEASONAL HEAT RATE PROFILE	0	0	0	0	0	0	0

NOTE: DATA DISPLAYED AFTER 2011 ONLY IF
VALUE CHANGED FROM PREVIOUS YEAR.

AEP EAST
GENERATION AND FUEL MODULE
INPUT SUMMARY REPORT

QUALIFIER = GAF.INPUT.THERMAL UNIT.

========== SEASON 4 APRIL ==========

THERMAL UNIT	75 CEREDO 1	76 CEREDO 2	77 CEREDO 3	78 CEREDO 4	79 CEREDO 5	80 CEREDO 6	81 DARBY 1
-------- YEAR 2012 --------							
-------- YEAR 2013 --------							
-------- YEAR 2014 --------							
-------- YEAR 2015 --------							
-------- YEAR 2016 --------							
-------- YEAR 2017 --------							
-------- YEAR 2018 --------							
-------- YEAR 2019 --------							
-------- YEAR 2020 --------							
-------- YEAR 2021 --------							
-------- YEAR 2022 --------							
-------- YEAR 2023 --------							
-------- YEAR 2024 --------							
-------- YEAR 2025 --------							
-------- YEAR 2026 --------							
-------- YEAR 2027 --------							
-------- YEAR 2028 --------							
-------- YEAR 2029 --------							
-------- YEAR 2030 --------							
-------- YEAR 2031 --------							
-------- YEAR 2032 --------							
-------- YEAR 2033 --------							
-------- YEAR 2034 --------							
-------- YEAR 2035 --------							
-------- YEAR 2036 --------							
-------- YEAR 2037 --------							
-------- YEAR 2038 --------							
-------- YEAR 2039 --------							
-------- YEAR 2040 --------							

========== SEASON 4 APRIL ==========

THERMAL UNIT	82 DARBY 2	83 DARBY 3	84 DARBY 4	85 DARBY 5	86 DARBY 6	87 LWBG WIN 1	88 LWBG WIN 2
-------- YEAR 2011 --------							
SEASONAL HEAT RATE PROFILE	0	0	0	0	0	0	0
-------- YEAR 2012 --------							
-------- YEAR 2013 --------							
-------- YEAR 2014 --------							
-------- YEAR 2015 --------							
-------- YEAR 2016 --------							
-------- YEAR 2017 --------							
-------- YEAR 2018 --------							
-------- YEAR 2019 --------							
-------- YEAR 2020 --------							
-------- YEAR 2021 --------							
-------- YEAR 2022 --------							
-------- YEAR 2023 --------							
-------- YEAR 2024 --------							
-------- YEAR 2025 --------							

-------- YEAR 2026 --------

-------- YEAR 2027 --------

-------- YEAR 2028 --------

-------- YEAR 2029 --------

-------- YEAR 2030 --------

-------- YEAR 2031 --------

-------- YEAR 2032 --------

-------- YEAR 2033 --------

-------- YEAR 2034 --------

-------- YEAR 2035 --------

-------- YEAR 2036 --------

-------- YEAR 2037 --------

-------- YEAR 2038 --------

-------- YEAR 2039 --------

-------- YEAR 2040 --------

========== SEASON 4 APRIL ==========

THERMAL UNIT	89 LWBG SMR 1	90 LWBG SMR 2	91 WATR CC 1	92 WATR2 1	93 DRESDEN 1	94 DRESD2 1	101 NUCLEAR 1
-------- YEAR 2011 --------							
SEASONAL HEAT RATE PROFILE	0	0	0	0	0	0	0

-------- YEAR 2012 --------

-------- YEAR 2013 --------

-------- YEAR 2014 --------

-------- YEAR 2015 --------

-------- YEAR 2016 --------

-------- YEAR 2017 --------

-------- YEAR 2018 --------

-------- YEAR 2019 --------

-------- YEAR 2020 --------

-------- YEAR 2021 --------

-------- YEAR 2022 --------

-------- YEAR 2023 --------

NOTE: DATA DISPLAYED AFTER 2011 ONLY IF
VALUE CHANGED FROM PREVIOUS YEAR.

AEP EAST
GENERATION AND FUEL MODULE
INPUT SUMMARY REPORT

QUALIFIER = GAF.INPUT.THERMAL UNIT.

========== SEASON 4 APRIL ==========

THERMAL UNIT	89	90	91	92	93	94	101
	LWBG SMR	LWBG SMR	WATR CC	WATR2	DRESDEN	DRESD2	NUCLEAR
	1	2	1	1	1	1	1
-------- YEAR 2024 --------							
-------- YEAR 2025 --------							
-------- YEAR 2026 --------							
-------- YEAR 2027 --------							
-------- YEAR 2028 --------							
-------- YEAR 2029 --------							
-------- YEAR 2030 --------							
-------- YEAR 2031 --------							
-------- YEAR 2032 --------							
-------- YEAR 2033 --------							
-------- YEAR 2034 --------							
-------- YEAR 2035 --------							
-------- YEAR 2036 --------							
-------- YEAR 2037 --------							
-------- YEAR 2038 --------							
-------- YEAR 2039 --------							
-------- YEAR 2040 --------							

========== SEASON 4 APRIL ==========

THERMAL UNIT	102	103	104	105	106	107	108
	UPC_NCCS	PC_UL_SU	UPC_RCCS	IGC_NCCS	IGCC GE	IGC_RCCS	CC 2X1FB
	1	1	1	1	1	1	1
-------- YEAR 2011 --------							
SEASONAL HEAT RATE PROFILE	0	0	0	0	0	0	0
-------- YEAR 2012 --------							
-------- YEAR 2013 --------							
-------- YEAR 2014 --------							
-------- YEAR 2015 --------							
-------- YEAR 2016 --------							
-------- YEAR 2017 --------							
-------- YEAR 2018 --------							
-------- YEAR 2019 --------							
-------- YEAR 2020 --------							
-------- YEAR 2021 --------							
-------- YEAR 2022 --------							
-------- YEAR 2023 --------							
-------- YEAR 2024 --------							
-------- YEAR 2025 --------							
-------- YEAR 2026 --------							
-------- YEAR 2027 --------							
-------- YEAR 2028 --------							
-------- YEAR 2029 --------							
-------- YEAR 2030 --------							
-------- YEAR 2031 --------							
-------- YEAR 2032 --------							
-------- YEAR 2033 --------							
-------- YEAR 2034 --------							
-------- YEAR 2035 --------							
-------- YEAR 2036 --------							
-------- YEAR 2037 --------							

-------- YEAR 2038 --------

-------- YEAR 2039 --------

-------- YEAR 2040 --------

========== SEASON 4 APRIL ==========

THERMAL UNIT	109 CC 2x1FA 1	110 CC 1x17H 1	111 BS2_CC 1	114 CT GE7FA 1	115 CT_GE7EA 1	124 BS2_FGD 2	125 BS1_FGD 1
-------- YEAR 2011 --------							
SEASONAL HEAT RATE PROFILE	0	0	183	0	0	0	0

-------- YEAR 2012 --------

-------- YEAR 2013 --------

-------- YEAR 2014 --------

-------- YEAR 2015 --------

-------- YEAR 2016 --------

-------- YEAR 2017 --------

-------- YEAR 2018 --------

-------- YEAR 2019 --------

-------- YEAR 2020 --------

-------- YEAR 2021 --------

-------- YEAR 2022 --------

-------- YEAR 2023 --------

-------- YEAR 2024 --------

-------- YEAR 2025 --------

-------- YEAR 2026 --------

-------- YEAR 2027 --------

-------- YEAR 2028 --------

-------- YEAR 2029 --------

-------- YEAR 2030 --------

-------- YEAR 2031 --------

-------- YEAR 2032 --------

-------- YEAR 2033 --------

-------- YEAR 2034 --------

-------- YEAR 2035 --------

NOTE: DATA DISPLAYED AFTER 2011 ONLY IF
VALUE CHANGED FROM PREVIOUS YEAR.

AEP EAST
GENERATION AND FUEL MODULE
INPUT SUMMARY REPORT

QUALIFIER = GAF.INPUT.THERMAL UNIT.

========== SEASON 4 APRIL ==========

THERMAL UNIT	109	110	111	114	115	124	125
	CC 2x1FA	CC 1x17H	BS2_CC	CT GE7FA	CT_GE7EA	BS2_FGD	BS1_FGD
	1	1	1	1	1	2	1
-------- YEAR 2036 --------							
-------- YEAR 2037 --------							
-------- YEAR 2038 --------							
-------- YEAR 2039 --------							
-------- YEAR 2040 --------							

========== SEASON 4 APRIL ==========

THERMAL UNIT	126	127	129	130	131	132	133
	CSV5_SCR	CSV6_SCR	CR1_NGCC	CR2_NGCC	MR5_NGCC	MR5_FGD	RP1D_IM
	5	6	1	2	5	5	1
-------- YEAR 2011 --------							
SEASONAL HEAT RATE PROFILE	0	0	0	0	0	0	0
-------- YEAR 2012 --------							
-------- YEAR 2013 --------							
-------- YEAR 2014 --------							
-------- YEAR 2015 --------							
-------- YEAR 2016 --------							
-------- YEAR 2017 --------							
-------- YEAR 2018 --------							
-------- YEAR 2019 --------							
-------- YEAR 2020 --------							
-------- YEAR 2021 --------							
-------- YEAR 2022 --------							
-------- YEAR 2023 --------							
-------- YEAR 2024 --------							
-------- YEAR 2025 --------							
-------- YEAR 2026 --------							
-------- YEAR 2027 --------							
-------- YEAR 2028 --------							
-------- YEAR 2029 --------							
-------- YEAR 2030 --------							
-------- YEAR 2031 --------							
-------- YEAR 2032 --------							
-------- YEAR 2033 --------							
-------- YEAR 2034 --------							
-------- YEAR 2035 --------							
-------- YEAR 2036 --------							
-------- YEAR 2037 --------							
-------- YEAR 2038 --------							
-------- YEAR 2039 --------							
-------- YEAR 2040 --------							

========== SEASON 4 APRIL ==========

THERMAL UNIT	134	135	136	137	144	145	146
	RP2D_IM	TAN4_FGD	RP1D_KP	RP2D_KP	TC4_ESP	A390% AP	A390%OP
	2	4	1	2	4	3	3
-------- YEAR 2011 --------							
SEASONAL HEAT RATE PROFILE	0	0	0	0	0	0	0
-------- YEAR 2012 --------							
-------- YEAR 2013 --------							
-------- YEAR 2014 --------							
-------- YEAR 2015 --------							
-------- YEAR 2016 --------							

-------- YEAR 2017 --------

-------- YEAR 2018 --------

-------- YEAR 2019 --------

-------- YEAR 2020 --------

-------- YEAR 2021 --------

-------- YEAR 2022 --------

-------- YEAR 2023 --------

-------- YEAR 2024 --------

-------- YEAR 2025 --------

-------- YEAR 2026 --------

-------- YEAR 2027 --------

-------- YEAR 2028 --------

-------- YEAR 2029 --------

-------- YEAR 2030 --------

-------- YEAR 2031 --------

-------- YEAR 2032 --------

-------- YEAR 2033 --------

-------- YEAR 2034 --------

-------- YEAR 2035 --------

-------- YEAR 2036 --------

-------- YEAR 2037 --------

-------- YEAR 2038 --------

-------- YEAR 2039 --------

-------- YEAR 2040 --------

========== SEASON 4 APRIL ==========

THERMAL UNIT	147 MTN_90% 1	148 RPT1_90% 1	149 RPT2_90% 2	150 GV1_90% 1	151 GV2_90% 2	153 MTN_18% 1	154 CC_FA_KP 1
-------- YEAR 2011 --------							
SEASONAL HEAT RATE PROFILE	0	0	0	0	0	0	0
-------- YEAR 2012 --------							
-------- YEAR 2013 --------							
-------- YEAR 2014 --------							
SEASONAL HEAT RATE PROFILE	150	0	0	0	0	150	0

NOTE: DATA DISPLAYED AFTER 2011 ONLY IF
VALUE CHANGED FROM PREVIOUS YEAR.

AEP EAST
GENERATION AND FUEL MODULE
INPUT SUMMARY REPORT

QUALIFIER = GAF.INPUT.THERMAL UNIT.

========== SEASON 4 APRIL ==========

THERMAL UNIT	147 MTN_90% 1	148 RPT1_90% 1	149 RPT2_90% 2	150 GV1_90% 1	151 GV2_90% 2	153 MTN_18% 1	154 CC_FA_KP 1
-------- YEAR 2015 --------							
SEASONAL HEAT RATE PROFILE	0	0	0	0	0	0	0
-------- YEAR 2016 --------							
-------- YEAR 2017 --------							
-------- YEAR 2018 --------							
-------- YEAR 2019 --------							
-------- YEAR 2020 --------							
-------- YEAR 2021 --------							
-------- YEAR 2022 --------							
-------- YEAR 2023 --------							
-------- YEAR 2024 --------							
-------- YEAR 2025 --------							
-------- YEAR 2026 --------							
-------- YEAR 2027 --------							
-------- YEAR 2028 --------							
-------- YEAR 2029 --------							
-------- YEAR 2030 --------							
-------- YEAR 2031 --------							
-------- YEAR 2032 --------							
-------- YEAR 2033 --------							
-------- YEAR 2034 --------							
-------- YEAR 2035 --------							
-------- YEAR 2036 --------							
-------- YEAR 2037 --------							
-------- YEAR 2038 --------							
-------- YEAR 2039 --------							
-------- YEAR 2040 --------							

========== SEASON 4 APRIL ==========

THERMAL UNIT	155 CT_OHIO 1	156 CC_OH 1	157 CT_I&M 1	158 CC_I&M 1	159 CT_APCO 1	160 CC_APCO 1	161 CT_KPCO 1
-------- YEAR 2011 --------							
SEASONAL HEAT RATE PROFILE	0	0	0	0	0	0	0
-------- YEAR 2012 --------							
-------- YEAR 2013 --------							
-------- YEAR 2014 --------							
-------- YEAR 2015 --------							
-------- YEAR 2016 --------							
-------- YEAR 2017 --------							
-------- YEAR 2018 --------							
-------- YEAR 2019 --------							
-------- YEAR 2020 --------							
-------- YEAR 2021 --------							
-------- YEAR 2022 --------							
-------- YEAR 2023 --------							
-------- YEAR 2024 --------							
-------- YEAR 2025 --------							
-------- YEAR 2026 --------							
-------- YEAR 2027 --------							
-------- YEAR 2028 --------							

-------- YEAR 2029 --------

-------- YEAR 2030 --------

-------- YEAR 2031 --------

-------- YEAR 2032 --------

-------- YEAR 2033 --------

-------- YEAR 2034 --------

-------- YEAR 2035 --------

-------- YEAR 2036 --------

-------- YEAR 2037 --------

-------- YEAR 2038 --------

-------- YEAR 2039 --------

-------- YEAR 2040 --------

========== SEASON 4 APRIL ==========

THERMAL UNIT	162 CC_KPCO 1	163 BS2 FGD 1	164 BS2 FGD 5	165 BS2 FGD 22	166 BS2 FGD 23	168 IGCC AP 1	169 PC_UL_AP 1
-------- YEAR 2011 --------							
SEASONAL HEAT RATE PROFILE	0	0	0	0	0	0	0

-------- YEAR 2012 --------

-------- YEAR 2013 --------

-------- YEAR 2014 --------

-------- YEAR 2015 --------

-------- YEAR 2016 --------

-------- YEAR 2017 --------

-------- YEAR 2018 --------

-------- YEAR 2019 --------

-------- YEAR 2020 --------

-------- YEAR 2021 --------

-------- YEAR 2022 --------

-------- YEAR 2023 --------

-------- YEAR 2024 --------

-------- YEAR 2025 --------

-------- YEAR 2026 --------

NOTE: DATA DISPLAYED AFTER 2011 ONLY IF
VALUE CHANGED FROM PREVIOUS YEAR.

AEP EAST
GENERATION AND FUEL MODULE
INPUT SUMMARY REPORT

QUALIFIER = GAF.INPUT.THERMAL UNIT.

========== SEASON 4 APRIL ==========

THERMAL UNIT	162	163	164	165	166	168	169
	CC_KPCO	BS2 FGD	BS2 FGD	BS2 FGD	BS2 FGD	IGCC AP	PC_UL_AP
	1	1	5	22	23	1	1
-------- YEAR 2027 --------							
-------- YEAR 2028 --------							
-------- YEAR 2029 --------							
-------- YEAR 2030 --------							
-------- YEAR 2031 --------							
-------- YEAR 2032 --------							
-------- YEAR 2033 --------							
-------- YEAR 2034 --------							
-------- YEAR 2035 --------							
-------- YEAR 2036 --------							
-------- YEAR 2037 --------							
-------- YEAR 2038 --------							
-------- YEAR 2039 --------							
-------- YEAR 2040 --------							

========== SEASON 4 APRIL ==========

THERMAL UNIT	170	171	172	173	174	175	176
	Nuke_AP	IGCC IM	PC_UL_IM	NUKE_IM	IGCC KP	PC_UL_KP	NUKE_KP
	1	1	1	1	1	1	1
-------- YEAR 2011 --------							
SEASONAL HEAT RATE PROFILE	0	0	0	0	0	0	0
-------- YEAR 2012 --------							
-------- YEAR 2013 --------							
-------- YEAR 2014 --------							
-------- YEAR 2015 --------							
-------- YEAR 2016 --------							
-------- YEAR 2017 --------							
-------- YEAR 2018 --------							
-------- YEAR 2019 --------							
-------- YEAR 2020 --------							
-------- YEAR 2021 --------							
-------- YEAR 2022 --------							
-------- YEAR 2023 --------							
-------- YEAR 2024 --------							
-------- YEAR 2025 --------							
-------- YEAR 2026 --------							
-------- YEAR 2027 --------							
-------- YEAR 2028 --------							
-------- YEAR 2029 --------							
-------- YEAR 2030 --------							
-------- YEAR 2031 --------							
-------- YEAR 2032 --------							
-------- YEAR 2033 --------							
-------- YEAR 2034 --------							
-------- YEAR 2035 --------							
-------- YEAR 2036 --------							
-------- YEAR 2037 --------							
-------- YEAR 2038 --------							
-------- YEAR 2039 --------							
-------- YEAR 2040 --------							

========== SEASON 4 APRIL ==========

THERMAL UNIT	177 IGCC OH 1	178 PC_UL_OH 1	179 NUKE OH 1	181 RP1D_03 1	182 RP1D_04 1	183 RP1D_08 1	184 RP1D_20 1
-------- YEAR 2011 --------							
SEASONAL HEAT RATE PROFILE	0	0	0	0	0	0	0
-------- YEAR 2012 --------							
-------- YEAR 2013 --------							
-------- YEAR 2014 --------							
-------- YEAR 2015 --------							
-------- YEAR 2016 --------							
-------- YEAR 2017 --------							
-------- YEAR 2018 --------							
-------- YEAR 2019 --------							
-------- YEAR 2020 --------							
-------- YEAR 2021 --------							
-------- YEAR 2022 --------							
-------- YEAR 2023 --------							
-------- YEAR 2024 --------							
-------- YEAR 2025 --------							
-------- YEAR 2026 --------							
-------- YEAR 2027 --------							
-------- YEAR 2028 --------							
-------- YEAR 2029 --------							
-------- YEAR 2030 --------							
-------- YEAR 2031 --------							
-------- YEAR 2032 --------							
-------- YEAR 2033 --------							
-------- YEAR 2034 --------							
-------- YEAR 2035 --------							
-------- YEAR 2036 --------							
-------- YEAR 2037 --------							
-------- YEAR 2038 --------							

NOTE: DATA DISPLAYED AFTER 2011 ONLY IF
VALUE CHANGED FROM PREVIOUS YEAR.

AEP EAST
GENERATION AND FUEL MODULE
INPUT SUMMARY REPORT

QUALIFIER = GAF.INPUT.THERMAL UNIT.

========== SEASON 4 APRIL ==========

THERMAL UNIT	177	178	179	181	182	183	184
	IGCC OH	PC_UL_OH	NUKE OH	RP1D_03	RP1D_04	RP1D_08	RP1D_20
	1	1	1	1	1	1	1
-------- YEAR 2039 --------							
-------- YEAR 2040 --------							

========== SEASON 4 APRIL ==========

THERMAL UNIT	186	187	188	189	190	191	223
	RP1TR_IM	RP2TR_IM	RP1TR_KP	RP2TR_KP	T4_TRONA	T4_TRCCR	MR_STKR1
	1	2	1	2	4	4	1
-------- YEAR 2011 --------							
SEASONAL HEAT RATE PROFILE	0	0	0	0	0	0	0
-------- YEAR 2012 --------							
-------- YEAR 2013 --------							
-------- YEAR 2014 --------							
-------- YEAR 2015 --------							
-------- YEAR 2016 --------							
-------- YEAR 2017 --------							
-------- YEAR 2018 --------							
-------- YEAR 2019 --------							
-------- YEAR 2020 --------							
-------- YEAR 2021 --------							
-------- YEAR 2022 --------							
-------- YEAR 2023 --------							
-------- YEAR 2024 --------							
-------- YEAR 2025 --------							
-------- YEAR 2026 --------							
-------- YEAR 2027 --------							
-------- YEAR 2028 --------							
-------- YEAR 2029 --------							
-------- YEAR 2030 --------							
-------- YEAR 2031 --------							
-------- YEAR 2032 --------							
-------- YEAR 2033 --------							
-------- YEAR 2034 --------							
-------- YEAR 2035 --------							
-------- YEAR 2036 --------							
-------- YEAR 2037 --------							
-------- YEAR 2038 --------							
-------- YEAR 2039 --------							
-------- YEAR 2040 --------							

========== SEASON 4 APRIL ==========

THERMAL UNIT	224	228	229	230	231	232	233
	MR_STKR2	AMS3_SI	BS2_SI	MR5_CF	MR5_SI	RPT1_CF	RPT2_CF
	1	3	2	5	5	1	2
-------- YEAR 2011 --------							
SEASONAL HEAT RATE PROFILE	0	0	0	0	0	0	0
-------- YEAR 2012 --------							
-------- YEAR 2013 --------							
-------- YEAR 2014 --------							
-------- YEAR 2015 --------							
-------- YEAR 2016 --------							
-------- YEAR 2017 --------							
-------- YEAR 2018 --------							
-------- YEAR 2019 --------							

-------- YEAR 2020 --------

-------- YEAR 2021 --------

-------- YEAR 2022 --------

-------- YEAR 2023 --------

-------- YEAR 2024 --------

-------- YEAR 2025 --------

-------- YEAR 2026 --------

-------- YEAR 2027 --------

-------- YEAR 2028 --------

-------- YEAR 2029 --------

-------- YEAR 2030 --------

-------- YEAR 2031 --------

-------- YEAR 2032 --------

-------- YEAR 2033 --------

-------- YEAR 2034 --------

-------- YEAR 2035 --------

-------- YEAR 2036 --------

-------- YEAR 2037 --------

-------- YEAR 2038 --------

-------- YEAR 2039 --------

-------- YEAR 2040 --------

========== SEASON 4 APRIL ==========

THERMAL UNIT	234 RPT1_SI 1	235 RPT2_SI 2	251 DC1_HPT 1	252 DC1_IS 1	253 DC1_EFF 1	254 DC1_17 1	255 DC1_3800 1
-------- YEAR 2011 --------							
SEASONAL HEAT RATE PROFILE	0	0	0	0	0	0	0

-------- YEAR 2012 --------

-------- YEAR 2013 --------

-------- YEAR 2014 --------

-------- YEAR 2015 --------

-------- YEAR 2016 --------

-------- YEAR 2017 --------

NOTE: DATA DISPLAYED AFTER 2011 ONLY IF
VALUE CHANGED FROM PREVIOUS YEAR.

AEP EAST
GENERATION AND FUEL MODULE
INPUT SUMMARY REPORT

QUALIFIER = GAF.INPUT.THERMAL UNIT.

========== SEASON 4 APRIL ==========

THERMAL UNIT	234	235	251	252	253	254	255
	RPT1_SI	RPT2_SI	DC1_HPT	DC1_IS	DC1_EFF	DC1_17	DC1_3800
	1	2	1	1	1	1	1

-------- YEAR 2018 --------

-------- YEAR 2019 --------

-------- YEAR 2020 --------

-------- YEAR 2021 --------

-------- YEAR 2022 --------

-------- YEAR 2023 --------

-------- YEAR 2024 --------

-------- YEAR 2025 --------

-------- YEAR 2026 --------

-------- YEAR 2027 --------

-------- YEAR 2028 --------

-------- YEAR 2029 --------

-------- YEAR 2030 --------

-------- YEAR 2031 --------

-------- YEAR 2032 --------

-------- YEAR 2033 --------

-------- YEAR 2034 --------

-------- YEAR 2035 --------

-------- YEAR 2036 --------

-------- YEAR 2037 --------

-------- YEAR 2038 --------

-------- YEAR 2039 --------

-------- YEAR 2040 --------

========== SEASON 4 APRIL ==========

THERMAL UNIT	257	258	259	260	269	270	271
	DC2_HPT	DC2_EFF	DC2_SPU	DC2_3800	BIGSD_15	BIGSD_GP	CLN_Q_HM
	2	2	2	2	1	1	1
-------- YEAR 2011 --------							
SEASONAL HEAT RATE PROFILE	0	0	0	0	0	0	0

-------- YEAR 2012 --------

-------- YEAR 2013 --------

-------- YEAR 2014 --------

-------- YEAR 2015 --------

-------- YEAR 2016 --------

-------- YEAR 2017 --------

-------- YEAR 2018 --------

-------- YEAR 2019 --------

-------- YEAR 2020 --------

-------- YEAR 2021 --------

-------- YEAR 2022 --------

-------- YEAR 2023 --------

-------- YEAR 2024 --------

-------- YEAR 2025 --------

-------- YEAR 2026 --------

-------- YEAR 2027 --------

-------- YEAR 2028 --------

-------- YEAR 2029 --------

-------- YEAR 2030 --------

-------- YEAR 2031 --------

-------- YEAR 2032 --------

-------- YEAR 2033 --------

-------- YEAR 2034 --------

-------- YEAR 2035 --------

-------- YEAR 2036 --------

-------- YEAR 2037 --------

-------- YEAR 2038 --------

-------- YEAR 2039 --------

-------- YEAR 2040 --------

========== SEASON 4 APRIL ==========

THERMAL UNIT	272	273	274	275	276	277	278
	CLN_Q_15	CLN_Q_HM	CLN_Q_15	CLN_Q_HM	CLN_Q_15	CVL_3_HM	CVL_3_10
	1	2	2	3	3	3	3
-------- YEAR 2011 --------							
SEASONAL HEAT RATE PROFILE	0	0	0	0	0	0	0

-------- YEAR 2012 --------

-------- YEAR 2013 --------

-------- YEAR 2014 --------

-------- YEAR 2015 --------

-------- YEAR 2016 --------

-------- YEAR 2017 --------

-------- YEAR 2018 --------

-------- YEAR 2019 --------

-------- YEAR 2020 --------

-------- YEAR 2021 --------

-------- YEAR 2022 --------

-------- YEAR 2023 --------

-------- YEAR 2024 --------

-------- YEAR 2025 --------

-------- YEAR 2026 --------

-------- YEAR 2027 --------

-------- YEAR 2028 --------

-------- YEAR 2029 --------

NOTE: DATA DISPLAYED AFTER 2011 ONLY IF
VALUE CHANGED FROM PREVIOUS YEAR.

AEP EAST
GENERATION AND FUEL MODULE
INPUT SUMMARY REPORT

QUALIFIER = GAF.INPUT.THERMAL UNIT.

========== SEASON 4 APRIL ==========

THERMAL UNIT	272	273	274	275	276	277	278
	CLN_Q_15	CLN_Q_HM	CLN_Q_15	CLN_Q_HM	CLN_Q_15	CVL_3_HM	CVL_3_10
	1	2	2	3	3	3	3
-------- YEAR 2030 --------							
-------- YEAR 2031 --------							
-------- YEAR 2032 --------							
-------- YEAR 2033 --------							
-------- YEAR 2034 --------							
-------- YEAR 2035 --------							
-------- YEAR 2036 --------							
-------- YEAR 2037 --------							
-------- YEAR 2038 --------							
-------- YEAR 2039 --------							
-------- YEAR 2040 --------							

========== SEASON 4 APRIL ==========

THERMAL UNIT	279	280	281	282	283	284	285
	GLN_5_HM	GLN_5_15	GLN_6_HM	GLN_6_15	KMR_F_HM	KMR_F_GP	KMR_F_HM
	5	5	6	6	1	1	2
-------- YEAR 2011 --------							
SEASONAL HEAT RATE PROFILE	0	0	0	0	0	0	0
-------- YEAR 2012 --------							
-------- YEAR 2013 --------							
-------- YEAR 2014 --------							
-------- YEAR 2015 --------							
-------- YEAR 2016 --------							
-------- YEAR 2017 --------							
-------- YEAR 2018 --------							
-------- YEAR 2019 --------							
-------- YEAR 2020 --------							
-------- YEAR 2021 --------							
-------- YEAR 2022 --------							
-------- YEAR 2023 --------							
-------- YEAR 2024 --------							
-------- YEAR 2025 --------							
-------- YEAR 2026 --------							
-------- YEAR 2027 --------							
-------- YEAR 2028 --------							
-------- YEAR 2029 --------							
-------- YEAR 2030 --------							
-------- YEAR 2031 --------							
-------- YEAR 2032 --------							
-------- YEAR 2033 --------							
-------- YEAR 2034 --------							
-------- YEAR 2035 --------							
-------- YEAR 2036 --------							
-------- YEAR 2037 --------							
-------- YEAR 2038 --------							
-------- YEAR 2039 --------							
-------- YEAR 2040 --------							

========== SEASON 4 APRIL ==========

THERMAL UNIT	286	287	288	289	290	291	292
	KMR_F_GP	KMR_F_HM	KMR_F_GP	KWA_1_HM	KWA_1_15	KWA_2_HM	KWA_2_15
	2	3	3	1	1	2	2
-------- YEAR 2011 --------							

SEASONAL HEAT RATE PROFILE	0	0	0	0	0	0	0
-------- YEAR 2012 --------							
-------- YEAR 2013 --------							
-------- YEAR 2014 --------							
-------- YEAR 2015 --------							
-------- YEAR 2016 --------							
-------- YEAR 2017 --------							
-------- YEAR 2018 --------							
-------- YEAR 2019 --------							
-------- YEAR 2020 --------							
-------- YEAR 2021 --------							
-------- YEAR 2022 --------							
-------- YEAR 2023 --------							
-------- YEAR 2024 --------							
-------- YEAR 2025 --------							
-------- YEAR 2026 --------							
-------- YEAR 2027 --------							
-------- YEAR 2028 --------							
-------- YEAR 2029 --------							
-------- YEAR 2030 --------							
-------- YEAR 2031 --------							
-------- YEAR 2032 --------							
-------- YEAR 2033 --------							
-------- YEAR 2034 --------							
-------- YEAR 2035 --------							
-------- YEAR 2036 --------							
-------- YEAR 2037 --------							
-------- YEAR 2038 --------							
-------- YEAR 2039 --------							
-------- YEAR 2040 --------							

NOTE: DATA DISPLAYED AFTER 2011 ONLY IF
VALUE CHANGED FROM PREVIOUS YEAR.

AEP EAST
GENERATION AND FUEL MODULE
INPUT SUMMARY REPORT

QUALIFIER = GAF.INPUT.THERMAL UNIT.

========== SEASON 4 APRIL ==========

THERMAL UNIT	293 MSKR1_HM 1	294 MSKR1_12 1	295 MSKR2_HM 2	296 MSKR2_12 2	297 MSKR3_GP 3	298 MR3HM_12 3	299 MSKR4_GP 4
-------- YEAR 2011 --------							
SEASONAL HEAT RATE PROFILE	0	0	0	0	0	0	0
-------- YEAR 2012 --------							
-------- YEAR 2013 --------							
-------- YEAR 2014 --------							
-------- YEAR 2015 --------							
-------- YEAR 2016 --------							
-------- YEAR 2017 --------							
-------- YEAR 2018 --------							
-------- YEAR 2019 --------							
-------- YEAR 2020 --------							
-------- YEAR 2021 --------							
-------- YEAR 2022 --------							
-------- YEAR 2023 --------							
-------- YEAR 2024 --------							
-------- YEAR 2025 --------							
-------- YEAR 2026 --------							
-------- YEAR 2027 --------							
-------- YEAR 2028 --------							
-------- YEAR 2029 --------							
-------- YEAR 2030 --------							
-------- YEAR 2031 --------							
-------- YEAR 2032 --------							
-------- YEAR 2033 --------							
-------- YEAR 2034 --------							
-------- YEAR 2035 --------							
-------- YEAR 2036 --------							
-------- YEAR 2037 --------							
-------- YEAR 2038 --------							
-------- YEAR 2039 --------							
-------- YEAR 2040 --------							

========== SEASON 4 APRIL ==========

THERMAL UNIT	300 M4HM_12 4	301 PICWY_HM 5	302 PICWY_GP 5	303 SP1_F_HM 1	304 SP1_F_15 1	305 SP2_F_HM 2	306 SP2_F_15 2
-------- YEAR 2011 --------							
SEASONAL HEAT RATE PROFILE	0	0	0	0	0	0	0
-------- YEAR 2012 --------							
-------- YEAR 2013 --------							
-------- YEAR 2014 --------							
-------- YEAR 2015 --------							
-------- YEAR 2016 --------							
-------- YEAR 2017 --------							
-------- YEAR 2018 --------							
-------- YEAR 2019 --------							
-------- YEAR 2020 --------							
-------- YEAR 2021 --------							
-------- YEAR 2022 --------							
-------- YEAR 2023 --------							
-------- YEAR 2024 --------							

-------- YEAR 2025 --------

-------- YEAR 2026 --------

-------- YEAR 2027 --------

-------- YEAR 2028 --------

-------- YEAR 2029 --------

-------- YEAR 2030 --------

-------- YEAR 2031 --------

-------- YEAR 2032 --------

-------- YEAR 2033 --------

-------- YEAR 2034 --------

-------- YEAR 2035 --------

-------- YEAR 2036 --------

-------- YEAR 2037 --------

-------- YEAR 2038 --------

-------- YEAR 2039 --------

-------- YEAR 2040 --------

========== SEASON 4 APRIL ==========

THERMAL UNIT	307	308	309	310	311	312	313
	SP3_Q_HM	SP3_Q_15	SP4_Q_HM	SP4_Q_15	SP5_HM	SP5_15	TNR_F_HM
	3	3	4	4	5	5	1
-------- YEAR 2011 --------							
SEASONAL HEAT RATE PROFILE	0	0	0	0	0	0	0

-------- YEAR 2012 --------

-------- YEAR 2013 --------

-------- YEAR 2014 --------

-------- YEAR 2015 --------

-------- YEAR 2016 --------

-------- YEAR 2017 --------

-------- YEAR 2018 --------

-------- YEAR 2019 --------

-------- YEAR 2020 --------

-------- YEAR 2021 --------

-------- YEAR 2022 --------

NOTE: DATA DISPLAYED AFTER 2011 ONLY IF
VALUE CHANGED FROM PREVIOUS YEAR.

AEP EAST
GENERATION AND FUEL MODULE
INPUT SUMMARY REPORT

QUALIFIER = GAF.INPUT.THERMAL UNIT.

========== SEASON 4 APRIL ==========

THERMAL UNIT	307	308	309	310	311	312	313
	SP3_Q_HM	SP3_Q_15	SP4_Q_HM	SP4_Q_15	SP5_HM	SP5_15	TNR_F_HM
	3	3	4	4	5	5	1
-------- YEAR 2023 --------							
-------- YEAR 2024 --------							
-------- YEAR 2025 --------							
-------- YEAR 2026 --------							
-------- YEAR 2027 --------							
-------- YEAR 2028 --------							
-------- YEAR 2029 --------							
-------- YEAR 2030 --------							
-------- YEAR 2031 --------							
-------- YEAR 2032 --------							
-------- YEAR 2033 --------							
-------- YEAR 2034 --------							
-------- YEAR 2035 --------							
-------- YEAR 2036 --------							
-------- YEAR 2037 --------							
-------- YEAR 2038 --------							
-------- YEAR 2039 --------							
-------- YEAR 2040 --------							

========== SEASON 4 APRIL ==========

THERMAL UNIT	314	315	316	317	318	319	320
	TNR_F_15	TNR_F_HM	TNR_F_15	TNR_F_HM	TNR_F_15	PW_GP_15	RHills 1
	1	2	2	3	3	5	1
-------- YEAR 2011 --------							
SEASONAL HEAT RATE PROFILE	0	0	0	0	0	0	0
-------- YEAR 2012 --------							
-------- YEAR 2013 --------							
-------- YEAR 2014 --------							
-------- YEAR 2015 --------							
-------- YEAR 2016 --------							
-------- YEAR 2017 --------							
-------- YEAR 2018 --------							
-------- YEAR 2019 --------							
-------- YEAR 2020 --------							
-------- YEAR 2021 --------							
-------- YEAR 2022 --------							
-------- YEAR 2023 --------							
-------- YEAR 2024 --------							
-------- YEAR 2025 --------							
-------- YEAR 2026 --------							
-------- YEAR 2027 --------							
-------- YEAR 2028 --------							
-------- YEAR 2029 --------							
-------- YEAR 2030 --------							
-------- YEAR 2031 --------							
-------- YEAR 2032 --------							
-------- YEAR 2033 --------							
-------- YEAR 2034 --------							
-------- YEAR 2035 --------							
-------- YEAR 2036 --------							

-------- YEAR 2037 --------

-------- YEAR 2038 --------

-------- YEAR 2039 --------

-------- YEAR 2040 --------

========== SEASON 4 APRIL ==========

THERMAL UNIT	500 DUMMY_OP	501 DUMMY_IM	502 DUMMY_AP	503 DUMMY_KP	958 CC_KPCO	959 RP2D_KP	960 RP2D_IM
	0	0	0	0	958	959	960
-------- YEAR 2011 --------							
SEASONAL HEAT RATE PROFILE	0	0	0	0	0	0	0

-------- YEAR 2012 --------

-------- YEAR 2013 --------

-------- YEAR 2014 --------

-------- YEAR 2015 --------

-------- YEAR 2016 --------

-------- YEAR 2017 --------

-------- YEAR 2018 --------

-------- YEAR 2019 --------

-------- YEAR 2020 --------

-------- YEAR 2021 --------

-------- YEAR 2022 --------

-------- YEAR 2023 --------

-------- YEAR 2024 --------

-------- YEAR 2025 --------

-------- YEAR 2026 --------

-------- YEAR 2027 --------

-------- YEAR 2028 --------

-------- YEAR 2029 --------

-------- YEAR 2030 --------

-------- YEAR 2031 --------

-------- YEAR 2032 --------

-------- YEAR 2033 --------

-------- YEAR 2034 --------

NOTE: DATA DISPLAYED AFTER 2011 ONLY IF
VALUE CHANGED FROM PREVIOUS YEAR.

AEP EAST
GENERATION AND FUEL MODULE
INPUT SUMMARY REPORT

QUALIFIER = GAF.INPUT.THERMAL UNIT.

========== SEASON 4 APRIL ==========

THERMAL UNIT	500	501	502	503	958	959	960
	DUMMY_OP	DUMMY_IM	DUMMY_AP	DUMMY_KP	CC_KPCO	RP2D_KP	RP2D_IM
	0	0	0	0	958	959	960
-------- YEAR 2035 --------							
-------- YEAR 2036 --------							
-------- YEAR 2037 --------							
-------- YEAR 2038 --------							
-------- YEAR 2039 --------							
-------- YEAR 2040 --------							

========== SEASON 4 APRIL ==========

THERMAL UNIT	961	962	963	964	965	966	967
	CSV6_SCR	CSV5_SCR	DUMMY_OP	DUMMY_OP	RP1D_03	RP1D_KP	BS2 FGD
	961	962	963	964	965	966	967
-------- YEAR 2011 --------							
SEASONAL HEAT RATE PROFILE	0	0	0	0	0	0	0
-------- YEAR 2012 --------							
-------- YEAR 2013 --------							
-------- YEAR 2014 --------							
-------- YEAR 2015 --------							
-------- YEAR 2016 --------							
-------- YEAR 2017 --------							
-------- YEAR 2018 --------							
-------- YEAR 2019 --------							
-------- YEAR 2020 --------							
-------- YEAR 2021 --------							
-------- YEAR 2022 --------							
-------- YEAR 2023 --------							
-------- YEAR 2024 --------							
-------- YEAR 2025 --------							
-------- YEAR 2026 --------							
-------- YEAR 2027 --------							
-------- YEAR 2028 --------							
-------- YEAR 2029 --------							
-------- YEAR 2030 --------							
-------- YEAR 2031 --------							
-------- YEAR 2032 --------							
-------- YEAR 2033 --------							
-------- YEAR 2034 --------							
-------- YEAR 2035 --------							
-------- YEAR 2036 --------							
-------- YEAR 2037 --------							
-------- YEAR 2038 --------							
-------- YEAR 2039 --------							
-------- YEAR 2040 --------							

========== SEASON 4 APRIL ==========

THERMAL UNIT	968	969	970	971	972	973	974
	CR2_NGCC	CR1_NGCC	MR5_NGCC	DUMMY_OP	DUMMY_OP	DUMMY_OP	DUMMY_OP
	968	969	970	971	972	973	974
-------- YEAR 2011 --------							
SEASONAL HEAT RATE PROFILE	0	0	0	0	0	0	0
-------- YEAR 2012 --------							
-------- YEAR 2013 --------							
-------- YEAR 2014 --------							
-------- YEAR 2015 --------							

-------- YEAR 2016 --------

-------- YEAR 2017 --------

-------- YEAR 2018 --------

-------- YEAR 2019 --------

-------- YEAR 2020 --------

-------- YEAR 2021 --------

-------- YEAR 2022 --------

-------- YEAR 2023 --------

-------- YEAR 2024 --------

-------- YEAR 2025 --------

-------- YEAR 2026 --------

-------- YEAR 2027 --------

-------- YEAR 2028 --------

-------- YEAR 2029 --------

-------- YEAR 2030 --------

-------- YEAR 2031 --------

-------- YEAR 2032 --------

-------- YEAR 2033 --------

-------- YEAR 2034 --------

-------- YEAR 2035 --------

-------- YEAR 2036 --------

-------- YEAR 2037 --------

-------- YEAR 2038 --------

-------- YEAR 2039 --------

-------- YEAR 2040 --------

========== SEASON 4 APRIL ==========

THERMAL UNIT	975 DUMMY_OP 975	976 DUMMY_OP 976	977 DUMMY_OP 977	978 DUMMY_OP 978	979 DUMMY_OP 979	980 DUMMY_OP 980	981 DUMMY_OP 981
-------- YEAR 2011 --------							
SEASONAL HEAT RATE PROFILE	0	0	0	0	0	0	0
-------- YEAR 2012 --------							
-------- YEAR 2013 --------							

NOTE: DATA DISPLAYED AFTER 2011 ONLY IF
VALUE CHANGED FROM PREVIOUS YEAR.

AEP EAST
GENERATION AND FUEL MODULE
INPUT SUMMARY REPORT

QUALIFIER = GAF.INPUT.THERMAL UNIT.

========== SEASON 4 APRIL ==========

THERMAL UNIT	975 DUMMY_OP 975	976 DUMMY_OP 976	977 DUMMY_OP 977	978 DUMMY_OP 978	979 DUMMY_OP 979	980 DUMMY_OP 980	981 DUMMY_OP 981
-------- YEAR 2014 --------							
-------- YEAR 2015 --------							
-------- YEAR 2016 --------							
-------- YEAR 2017 --------							
-------- YEAR 2018 --------							
-------- YEAR 2019 --------							
-------- YEAR 2020 --------							
-------- YEAR 2021 --------							
-------- YEAR 2022 --------							
-------- YEAR 2023 --------							
-------- YEAR 2024 --------							
-------- YEAR 2025 --------							
-------- YEAR 2026 --------							
-------- YEAR 2027 --------							
-------- YEAR 2028 --------							
-------- YEAR 2029 --------							
-------- YEAR 2030 --------							
-------- YEAR 2031 --------							
-------- YEAR 2032 --------							
-------- YEAR 2033 --------							
-------- YEAR 2034 --------							
-------- YEAR 2035 --------							
-------- YEAR 2036 --------							
-------- YEAR 2037 --------							
-------- YEAR 2038 --------							
-------- YEAR 2039 --------							
-------- YEAR 2040 --------							

========== SEASON 4 APRIL ==========

THERMAL UNIT	982 DUMMY_OP 982	983 DUMMY_OP 983	984 DUMMY_OP 984	985 DUMMY_OP 985	986 DUMMY_OP 986	987 DUMMY_OP 987	988 DUMMY_OP 988
-------- YEAR 2011 --------							
SEASONAL HEAT RATE PROFILE	0	0	0	0	0	0	0
-------- YEAR 2012 --------							
-------- YEAR 2013 --------							
-------- YEAR 2014 --------							
-------- YEAR 2015 --------							
-------- YEAR 2016 --------							
-------- YEAR 2017 --------							
-------- YEAR 2018 --------							
-------- YEAR 2019 --------							
-------- YEAR 2020 --------							
-------- YEAR 2021 --------							
-------- YEAR 2022 --------							
-------- YEAR 2023 --------							
-------- YEAR 2024 --------							
-------- YEAR 2025 --------							
-------- YEAR 2026 --------							
-------- YEAR 2027 --------							

-------- YEAR 2028 --------

-------- YEAR 2029 --------

-------- YEAR 2030 --------

-------- YEAR 2031 --------

-------- YEAR 2032 --------

-------- YEAR 2033 --------

-------- YEAR 2034 --------

-------- YEAR 2035 --------

-------- YEAR 2036 --------

-------- YEAR 2037 --------

-------- YEAR 2038 --------

-------- YEAR 2039 --------

-------- YEAR 2040 --------

========== SEASON 4 APRIL ==========

THERMAL UNIT	989	990	991	992	993	994	995
	DUMMY_OP 989	DUMMY_OP 990	DUMMY_OP 991	DUMMY_OP 992	DUMMY_OP 993	DUMMY_OP 994	DUMMY_OP 995
-------- YEAR 2011 --------							
SEASONAL HEAT RATE PROFILE	0	0	0	0	0	0	0

-------- YEAR 2012 --------

-------- YEAR 2013 --------

-------- YEAR 2014 --------

-------- YEAR 2015 --------

-------- YEAR 2016 --------

-------- YEAR 2017 --------

-------- YEAR 2018 --------

-------- YEAR 2019 --------

-------- YEAR 2020 --------

-------- YEAR 2021 --------

-------- YEAR 2022 --------

-------- YEAR 2023 --------

-------- YEAR 2024 --------

-------- YEAR 2025 --------

NOTE: DATA DISPLAYED AFTER 2011 ONLY IF
VALUE CHANGED FROM PREVIOUS YEAR.

AEP EAST
GENERATION AND FUEL MODULE
INPUT SUMMARY REPORT

QUALIFIER = GAF.INPUT.THERMAL UNIT.

========== SEASON 4 APRIL ==========

THERMAL UNIT	989 DUMMY_OP 989	990 DUMMY_OP 990	991 DUMMY_OP 991	992 DUMMY_OP 992	993 DUMMY_OP 993	994 DUMMY_OP 994	995 DUMMY_OP 995
-------- YEAR 2026 --------							
-------- YEAR 2027 --------							
-------- YEAR 2028 --------							
-------- YEAR 2029 --------							
-------- YEAR 2030 --------							
-------- YEAR 2031 --------							
-------- YEAR 2032 --------							
-------- YEAR 2033 --------							
-------- YEAR 2034 --------							
-------- YEAR 2035 --------							
-------- YEAR 2036 --------							
-------- YEAR 2037 --------							
-------- YEAR 2038 --------							
-------- YEAR 2039 --------							
-------- YEAR 2040 --------							

========== SEASON 4 APRIL ==========

THERMAL UNIT	996 T4_TRONA 996	997 RP2TR_KP 997	998 RP2TR_IM 998	999 DUMMY_OP 999
-------- YEAR 2011 --------				
SEASONAL HEAT RATE PROFILE	0	0	0	0
-------- YEAR 2012 --------				
-------- YEAR 2013 --------				
-------- YEAR 2014 --------				
-------- YEAR 2015 --------				
-------- YEAR 2016 --------				
-------- YEAR 2017 --------				
-------- YEAR 2018 --------				
-------- YEAR 2019 --------				
-------- YEAR 2020 --------				
-------- YEAR 2021 --------				
-------- YEAR 2022 --------				
-------- YEAR 2023 --------				
-------- YEAR 2024 --------				
-------- YEAR 2025 --------				
-------- YEAR 2026 --------				
-------- YEAR 2027 --------				
-------- YEAR 2028 --------				
-------- YEAR 2029 --------				
-------- YEAR 2030 --------				
-------- YEAR 2031 --------				
-------- YEAR 2032 --------				
-------- YEAR 2033 --------				
-------- YEAR 2034 --------				
-------- YEAR 2035 --------				
-------- YEAR 2036 --------				
-------- YEAR 2037 --------				
-------- YEAR 2038 --------				
-------- YEAR 2039 --------				

-------- YEAR 2040 --------

========== SEASON 5 MAY ==========

THERMAL UNIT	1	2	3	4	5	6	7
	AMOS	AMOS	AMOS_OP	BECKJORD	BIG SAND	BIG SAND	CARD 1+2
	1	2	3	6	1	2	1
-------- YEAR 2011 --------							
SEASONAL HEAT RATE PROFILE	0	0	0	0	0	0	0

-------- YEAR 2012 --------

-------- YEAR 2013 --------

-------- YEAR 2014 --------

-------- YEAR 2015 --------

-------- YEAR 2016 --------

-------- YEAR 2017 --------

-------- YEAR 2018 --------

-------- YEAR 2019 --------

-------- YEAR 2020 --------

-------- YEAR 2021 --------

-------- YEAR 2022 --------

-------- YEAR 2023 --------

-------- YEAR 2024 --------

-------- YEAR 2025 --------

-------- YEAR 2026 --------

-------- YEAR 2027 --------

-------- YEAR 2028 --------

-------- YEAR 2029 --------

-------- YEAR 2030 --------

-------- YEAR 2031 --------

-------- YEAR 2032 --------

-------- YEAR 2033 --------

-------- YEAR 2034 --------

-------- YEAR 2035 --------

-------- YEAR 2036 --------

-------- YEAR 2037 --------

NOTE: DATA DISPLAYED AFTER 2011 ONLY IF
VALUE CHANGED FROM PREVIOUS YEAR.

AEP EAST
GENERATION AND FUEL MODULE
INPUT SUMMARY REPORT

QUALIFIER = GAF.INPUT.THERMAL UNIT.

========== SEASON 5 MAY ==========

THERMAL UNIT	1	2	3	4	5	6	7
	AMOS 1	AMOS 2	AMOS_OP 3	BECKJORD 6	BIG SAND 1	BIG SAND 2	CARD 1+2 1
-------- YEAR 2038 --------							
-------- YEAR 2039 --------							
-------- YEAR 2040 --------							

========== SEASON 5 MAY ==========

THERMAL UNIT	8	9	10	11	12	13	14
	CARD 1+2 2	CARD 3 3	CLIFTY 1	CLIFTY 2	CLIFTY 3	CLIFTY 4	CLIFTY 5
-------- YEAR 2011 --------							
SEASONAL HEAT RATE PROFILE	0	0	0	0	0	0	0
-------- YEAR 2012 --------							
-------- YEAR 2013 --------							
-------- YEAR 2014 --------							
-------- YEAR 2015 --------							
-------- YEAR 2016 --------							
-------- YEAR 2017 --------							
-------- YEAR 2018 --------							
-------- YEAR 2019 --------							
-------- YEAR 2020 --------							
-------- YEAR 2021 --------							
-------- YEAR 2022 --------							
-------- YEAR 2023 --------							
-------- YEAR 2024 --------							
-------- YEAR 2025 --------							
-------- YEAR 2026 --------							
-------- YEAR 2027 --------							
-------- YEAR 2028 --------							
-------- YEAR 2029 --------							
-------- YEAR 2030 --------							
-------- YEAR 2031 --------							
-------- YEAR 2032 --------							
-------- YEAR 2033 --------							
-------- YEAR 2034 --------							
-------- YEAR 2035 --------							
-------- YEAR 2036 --------							
-------- YEAR 2037 --------							
-------- YEAR 2038 --------							
-------- YEAR 2039 --------							
-------- YEAR 2040 --------							

========== SEASON 5 MAY ==========

THERMAL UNIT	15	16	17	18	19	20	21
	CLIFTY 6	CLINCH R 1	CLINCH R 2	CLINCH R 3	ROCKP_KP 1	ROCKP_KP 2	CSVL 1-4 3
-------- YEAR 2011 --------							
SEASONAL HEAT RATE PROFILE	0	0	0	0	0	0	0
-------- YEAR 2012 --------							
-------- YEAR 2013 --------							
-------- YEAR 2014 --------							
-------- YEAR 2015 --------							
-------- YEAR 2016 --------							
-------- YEAR 2017 --------							
-------- YEAR 2018 --------							

-------- YEAR 2019 --------

-------- YEAR 2020 --------

-------- YEAR 2021 --------

-------- YEAR 2022 --------

-------- YEAR 2023 --------

-------- YEAR 2024 --------

-------- YEAR 2025 --------

-------- YEAR 2026 --------

-------- YEAR 2027 --------

-------- YEAR 2028 --------

-------- YEAR 2029 --------

-------- YEAR 2030 --------

-------- YEAR 2031 --------

-------- YEAR 2032 --------

-------- YEAR 2033 --------

-------- YEAR 2034 --------

-------- YEAR 2035 --------

-------- YEAR 2036 --------

-------- YEAR 2037 --------

-------- YEAR 2038 --------

-------- YEAR 2039 --------

-------- YEAR 2040 --------

========== SEASON 5 MAY ==========

THERMAL UNIT	22	23	24	25	26	27	28
	CSVL 1-4	CSVL 5+6	CSVL 5+6	D C COOK	D C COOK	GAVIN	GAVIN
	4	5	6	1	2	1	2
-------- YEAR 2011 --------							
SEASONAL HEAT RATE PROFILE	0	0	0	0	0	0	28
-------- YEAR 2012 --------							
SEASONAL HEAT RATE PROFILE	0	0	0	0	0	0	0

-------- YEAR 2013 --------

-------- YEAR 2014 --------

-------- YEAR 2015 --------

-------- YEAR 2016 --------

NOTE: DATA DISPLAYED AFTER 2011 ONLY IF
VALUE CHANGED FROM PREVIOUS YEAR.

AEP EAST
GENERATION AND FUEL MODULE
INPUT SUMMARY REPORT

QUALIFIER = GAF.INPUT.THERMAL UNIT.

========== SEASON 5 MAY ==========

THERMAL UNIT	22 CSVL 1-4 4	23 CSVL 5+6 5	24 CSVL 5+6 6	25 D C COOK 1	26 D C COOK 2	27 GAVIN 1	28 GAVIN 2
-------- YEAR 2017 --------							
-------- YEAR 2018 --------							
-------- YEAR 2019 --------							
-------- YEAR 2020 --------							
-------- YEAR 2021 --------							
-------- YEAR 2022 --------							
-------- YEAR 2023 --------							
-------- YEAR 2024 --------							
-------- YEAR 2025 --------							
-------- YEAR 2026 --------							
-------- YEAR 2027 --------							
-------- YEAR 2028 --------							
-------- YEAR 2029 --------							
-------- YEAR 2030 --------							
-------- YEAR 2031 --------							
-------- YEAR 2032 --------							
-------- YEAR 2033 --------							
-------- YEAR 2034 --------							
-------- YEAR 2035 --------							
-------- YEAR 2036 --------							
-------- YEAR 2037 --------							
-------- YEAR 2038 --------							
-------- YEAR 2039 --------							
-------- YEAR 2040 --------							

========== SEASON 5 MAY ==========

THERMAL UNIT	29 GLEN LYN 5	30 GLEN LYN 6	33 KAMMER 1	34 KAMMER 2	35 KAMMER 3	36 KANAWHA 1	37 KANAWHA 2
-------- YEAR 2011 --------							
SEASONAL HEAT RATE PROFILE	0	0	0	0	0	0	0
-------- YEAR 2012 --------							
-------- YEAR 2013 --------							
-------- YEAR 2014 --------							
-------- YEAR 2015 --------							
-------- YEAR 2016 --------							
-------- YEAR 2017 --------							
-------- YEAR 2018 --------							
-------- YEAR 2019 --------							
-------- YEAR 2020 --------							
-------- YEAR 2021 --------							
-------- YEAR 2022 --------							
-------- YEAR 2023 --------							
-------- YEAR 2024 --------							
-------- YEAR 2025 --------							
-------- YEAR 2026 --------							
-------- YEAR 2027 --------							
-------- YEAR 2028 --------							
-------- YEAR 2029 --------							
-------- YEAR 2030 --------							

-------- YEAR 2031 --------

-------- YEAR 2032 --------

-------- YEAR 2033 --------

-------- YEAR 2034 --------

-------- YEAR 2035 --------

-------- YEAR 2036 --------

-------- YEAR 2037 --------

-------- YEAR 2038 --------

-------- YEAR 2039 --------

-------- YEAR 2040 --------

========== SEASON 5 MAY ==========

THERMAL UNIT	38 KYGER 1	39 KYGER 2	40 KYGER 3	41 KYGER 4	42 KYGER 5	43 MITCHELL 1	44 MITCHELL 2
-------- YEAR 2011 --------							
SEASONAL HEAT RATE PROFILE	0	0	0	0	0	0	0

-------- YEAR 2012 --------

-------- YEAR 2013 --------

-------- YEAR 2014 --------

-------- YEAR 2015 --------

-------- YEAR 2016 --------

-------- YEAR 2017 --------

-------- YEAR 2018 --------

-------- YEAR 2019 --------

-------- YEAR 2020 --------

-------- YEAR 2021 --------

-------- YEAR 2022 --------

-------- YEAR 2023 --------

-------- YEAR 2024 --------

-------- YEAR 2025 --------

-------- YEAR 2026 --------

-------- YEAR 2027 --------

-------- YEAR 2028 --------

NOTE: DATA DISPLAYED AFTER 2011 ONLY IF
VALUE CHANGED FROM PREVIOUS YEAR.

AEP EAST
GENERATION AND FUEL MODULE
INPUT SUMMARY REPORT

QUALIFIER = GAF.INPUT.THERMAL UNIT.

========== SEASON 5 MAY ==========

THERMAL UNIT	38 KYGER 1	39 KYGER 2	40 KYGER 3	41 KYGER 4	42 KYGER 5	43 MITCHELL 1	44 MITCHELL 2
-------- YEAR 2029 --------							
-------- YEAR 2030 --------							
-------- YEAR 2031 --------							
-------- YEAR 2032 --------							
-------- YEAR 2033 --------							
-------- YEAR 2034 --------							
-------- YEAR 2035 --------							
-------- YEAR 2036 --------							
-------- YEAR 2037 --------							
-------- YEAR 2038 --------							
-------- YEAR 2039 --------							
-------- YEAR 2040 --------							

========== SEASON 5 MAY ==========

THERMAL UNIT	45 MOUNT_ER 1	46 MUSK RVR 1	47 MUSK RVR 2	48 MUSK RVR 3	49 MUSK RVR 4	50 MUSK RVR 5	51 P SPORN 1
-------- YEAR 2011 --------							
SEASONAL HEAT RATE PROFILE	45	0	0	0	0	0	0
-------- YEAR 2012 --------							
SEASONAL HEAT RATE PROFILE	0	0	0	0	0	0	0
-------- YEAR 2013 --------							
-------- YEAR 2014 --------							
SEASONAL HEAT RATE PROFILE	150	0	0	0	0	0	0
-------- YEAR 2015 --------							
SEASONAL HEAT RATE PROFILE	0	0	0	0	0	0	0
-------- YEAR 2016 --------							
-------- YEAR 2017 --------							
-------- YEAR 2018 --------							
-------- YEAR 2019 --------							
-------- YEAR 2020 --------							
-------- YEAR 2021 --------							
-------- YEAR 2022 --------							
-------- YEAR 2023 --------							
-------- YEAR 2024 --------							
-------- YEAR 2025 --------							
-------- YEAR 2026 --------							
-------- YEAR 2027 --------							
-------- YEAR 2028 --------							
-------- YEAR 2029 --------							
-------- YEAR 2030 --------							
-------- YEAR 2031 --------							
-------- YEAR 2032 --------							
-------- YEAR 2033 --------							
-------- YEAR 2034 --------							
-------- YEAR 2035 --------							
-------- YEAR 2036 --------							
-------- YEAR 2037 --------							
-------- YEAR 2038 --------							
-------- YEAR 2039 --------							
-------- YEAR 2040 --------							

========== SEASON 5 MAY ==========

THERMAL UNIT	52	53	54	55	56	57	58
	P SPORN	P SPORN	P SPORN	P SPORN	PICWAY	RPRET_IM	RPRUN_IM
	2	3	4	5	5	1	1
-------- YEAR 2011 --------							
SEASONAL HEAT RATE PROFILE	0	0	0	0	0	0	0
-------- YEAR 2012 --------							
-------- YEAR 2013 --------							
-------- YEAR 2014 --------							
-------- YEAR 2015 --------							
-------- YEAR 2016 --------							
-------- YEAR 2017 --------							
-------- YEAR 2018 --------							
-------- YEAR 2019 --------							
-------- YEAR 2020 --------							
-------- YEAR 2021 --------							
-------- YEAR 2022 --------							
-------- YEAR 2023 --------							
-------- YEAR 2024 --------							
-------- YEAR 2025 --------							
-------- YEAR 2026 --------							
-------- YEAR 2027 --------							
-------- YEAR 2028 --------							
-------- YEAR 2029 --------							
-------- YEAR 2030 --------							
-------- YEAR 2031 --------							
-------- YEAR 2032 --------							
-------- YEAR 2033 --------							
-------- YEAR 2034 --------							
-------- YEAR 2035 --------							
-------- YEAR 2036 --------							
-------- YEAR 2037 --------							
-------- YEAR 2038 --------							
-------- YEAR 2039 --------							

NOTE: DATA DISPLAYED AFTER 2011 ONLY IF
VALUE CHANGED FROM PREVIOUS YEAR.

AEP EAST
GENERATION AND FUEL MODULE
INPUT SUMMARY REPORT

QUALIFIER = GAF.INPUT.THERMAL UNIT.

========== SEASON 5 MAY ==========

THERMAL UNIT	52	53	54	55	56	57	58
	P SPORN	P SPORN	P SPORN	P SPORN	PICWAY	RPRET_IM	RPRUN_IM
	2	3	4	5	5	1	1
-------- YEAR 2040 --------							

========== SEASON 5 MAY ==========

THERMAL UNIT	59	61	62	63	64	65	66
	ROCKP_IM	STUART	STUART	STUART	STUART	AMOS_AP	TANN 1-3
	2	1	2	3	4	3	1
-------- YEAR 2011 --------							
SEASONAL HEAT RATE PROFILE	0	0	0	0	0	0	0
-------- YEAR 2012 --------							
-------- YEAR 2013 --------							
-------- YEAR 2014 --------							
-------- YEAR 2015 --------							
-------- YEAR 2016 --------							
-------- YEAR 2017 --------							
-------- YEAR 2018 --------							
-------- YEAR 2019 --------							
-------- YEAR 2020 --------							
-------- YEAR 2021 --------							
-------- YEAR 2022 --------							
-------- YEAR 2023 --------							
-------- YEAR 2024 --------							
-------- YEAR 2025 --------							
-------- YEAR 2026 --------							
-------- YEAR 2027 --------							
-------- YEAR 2028 --------							
-------- YEAR 2029 --------							
-------- YEAR 2030 --------							
-------- YEAR 2031 --------							
-------- YEAR 2032 --------							
-------- YEAR 2033 --------							
-------- YEAR 2034 --------							
-------- YEAR 2035 --------							
-------- YEAR 2036 --------							
-------- YEAR 2037 --------							
-------- YEAR 2038 --------							
-------- YEAR 2039 --------							
-------- YEAR 2040 --------							

========== SEASON 5 MAY ==========

THERMAL UNIT	67	68	69	70	71	72	73
	TANN 1-3	TANN 1-3	TANN 4	ZIMMER	ROBTMONE	ROBTMONE	ROBTMONE
	2	3	4	1	1	2	3
-------- YEAR 2011 --------							
SEASONAL HEAT RATE PROFILE	0	0	0	0	162	162	162
-------- YEAR 2012 --------							
-------- YEAR 2013 --------							
-------- YEAR 2014 --------							
-------- YEAR 2015 --------							
-------- YEAR 2016 --------							
-------- YEAR 2017 --------							
-------- YEAR 2018 --------							
-------- YEAR 2019 --------							
-------- YEAR 2020 --------							

-------- YEAR 2021 --------

-------- YEAR 2022 --------

-------- YEAR 2023 --------

-------- YEAR 2024 --------

-------- YEAR 2025 --------

-------- YEAR 2026 --------

-------- YEAR 2027 --------

-------- YEAR 2028 --------

-------- YEAR 2029 --------

-------- YEAR 2030 --------

-------- YEAR 2031 --------

-------- YEAR 2032 --------

-------- YEAR 2033 --------

-------- YEAR 2034 --------

-------- YEAR 2035 --------

-------- YEAR 2036 --------

-------- YEAR 2037 --------

-------- YEAR 2038 --------

-------- YEAR 2039 --------

-------- YEAR 2040 --------

========== SEASON 5 MAY ==========

THERMAL UNIT	75 CEREDO 1	76 CEREDO 2	77 CEREDO 3	78 CEREDO 4	79 CEREDO 5	80 CEREDO 6	81 DARBY 1
-------- YEAR 2011 --------							
SEASONAL HEAT RATE PROFILE	0	0	0	0	0	0	0

-------- YEAR 2012 --------

-------- YEAR 2013 --------

-------- YEAR 2014 --------

-------- YEAR 2015 --------

-------- YEAR 2016 --------

-------- YEAR 2017 --------

-------- YEAR 2018 --------

NOTE: DATA DISPLAYED AFTER 2011 ONLY IF
VALUE CHANGED FROM PREVIOUS YEAR.

AEP EAST
GENERATION AND FUEL MODULE
INPUT SUMMARY REPORT

QUALIFIER = GAF.INPUT.THERMAL UNIT.

========== SEASON 5 MAY ==========

THERMAL UNIT	75 CEREDO 1	76 CEREDO 2	77 CEREDO 3	78 CEREDO 4	79 CEREDO 5	80 CEREDO 6	81 DARBY 1
-------- YEAR 2019 --------							
-------- YEAR 2020 --------							
-------- YEAR 2021 --------							
-------- YEAR 2022 --------							
-------- YEAR 2023 --------							
-------- YEAR 2024 --------							
-------- YEAR 2025 --------							
-------- YEAR 2026 --------							
-------- YEAR 2027 --------							
-------- YEAR 2028 --------							
-------- YEAR 2029 --------							
-------- YEAR 2030 --------							
-------- YEAR 2031 --------							
-------- YEAR 2032 --------							
-------- YEAR 2033 --------							
-------- YEAR 2034 --------							
-------- YEAR 2035 --------							
-------- YEAR 2036 --------							
-------- YEAR 2037 --------							
-------- YEAR 2038 --------							
-------- YEAR 2039 --------							
-------- YEAR 2040 --------							

========== SEASON 5 MAY ==========

THERMAL UNIT	82 DARBY 2	83 DARBY 3	84 DARBY 4	85 DARBY 5	86 DARBY 6	87 LWBG WIN 1	88 LWBG WIN 2
-------- YEAR 2011 --------							
SEASONAL HEAT RATE PROFILE	0	0	0	0	0	0	0
-------- YEAR 2012 --------							
-------- YEAR 2013 --------							
-------- YEAR 2014 --------							
-------- YEAR 2015 --------							
-------- YEAR 2016 --------							
-------- YEAR 2017 --------							
-------- YEAR 2018 --------							
-------- YEAR 2019 --------							
-------- YEAR 2020 --------							
-------- YEAR 2021 --------							
-------- YEAR 2022 --------							
-------- YEAR 2023 --------							
-------- YEAR 2024 --------							
-------- YEAR 2025 --------							
-------- YEAR 2026 --------							
-------- YEAR 2027 --------							
-------- YEAR 2028 --------							
-------- YEAR 2029 --------							
-------- YEAR 2030 --------							
-------- YEAR 2031 --------							
-------- YEAR 2032 --------							

-------- YEAR 2033 --------

-------- YEAR 2034 --------

-------- YEAR 2035 --------

-------- YEAR 2036 --------

-------- YEAR 2037 --------

-------- YEAR 2038 --------

-------- YEAR 2039 --------

-------- YEAR 2040 --------

========== SEASON 5 MAY ==========

THERMAL UNIT	89	90	91	92	93	94	101
	LWBG SMR	LWBG SMR	WATR CC	WATR2	DRESDEN	DRESD2	NUCLEAR
	1	2	1	1	1	1	1
-------- YEAR 2011 --------							
SEASONAL HEAT RATE PROFILE	0	0	0	0	0	0	0

-------- YEAR 2012 --------

-------- YEAR 2013 --------

-------- YEAR 2014 --------

-------- YEAR 2015 --------

-------- YEAR 2016 --------

-------- YEAR 2017 --------

-------- YEAR 2018 --------

-------- YEAR 2019 --------

-------- YEAR 2020 --------

-------- YEAR 2021 --------

-------- YEAR 2022 --------

-------- YEAR 2023 --------

-------- YEAR 2024 --------

-------- YEAR 2025 --------

-------- YEAR 2026 --------

-------- YEAR 2027 --------

-------- YEAR 2028 --------

-------- YEAR 2029 --------

-------- YEAR 2030 --------

NOTE: DATA DISPLAYED AFTER 2011 ONLY IF
VALUE CHANGED FROM PREVIOUS YEAR.

AEP EAST
GENERATION AND FUEL MODULE
INPUT SUMMARY REPORT

QUALIFIER = GAF.INPUT.THERMAL UNIT.

========== SEASON 5 MAY ==========

THERMAL UNIT	89 LWBG SMR 1	90 LWBG SMR 2	91 WATR CC 1	92 WATR2 1	93 DRESDEN 1	94 DRESD2 1	101 NUCLEAR 1
-------- YEAR 2031 --------							
-------- YEAR 2032 --------							
-------- YEAR 2033 --------							
-------- YEAR 2034 --------							
-------- YEAR 2035 --------							
-------- YEAR 2036 --------							
-------- YEAR 2037 --------							
-------- YEAR 2038 --------							
-------- YEAR 2039 --------							
-------- YEAR 2040 --------							

========== SEASON 5 MAY ==========

THERMAL UNIT	102 UPC_NCCS 1	103 PC_UL_SU 1	104 UPC_RCCS 1	105 IGC_NCCS 1	106 IGCC GE 1	107 IGC_RCCS 1	108 CC 2X1FB 1
-------- YEAR 2011 --------							
SEASONAL HEAT RATE PROFILE	0	0	0	0	0	0	0
-------- YEAR 2012 --------							
-------- YEAR 2013 --------							
-------- YEAR 2014 --------							
-------- YEAR 2015 --------							
-------- YEAR 2016 --------							
-------- YEAR 2017 --------							
-------- YEAR 2018 --------							
-------- YEAR 2019 --------							
-------- YEAR 2020 --------							
-------- YEAR 2021 --------							
-------- YEAR 2022 --------							
-------- YEAR 2023 --------							
-------- YEAR 2024 --------							
-------- YEAR 2025 --------							
-------- YEAR 2026 --------							
-------- YEAR 2027 --------							
-------- YEAR 2028 --------							
-------- YEAR 2029 --------							
-------- YEAR 2030 --------							
-------- YEAR 2031 --------							
-------- YEAR 2032 --------							
-------- YEAR 2033 --------							
-------- YEAR 2034 --------							
-------- YEAR 2035 --------							
-------- YEAR 2036 --------							
-------- YEAR 2037 --------							
-------- YEAR 2038 --------							
-------- YEAR 2039 --------							
-------- YEAR 2040 --------							

========== SEASON 5 MAY ==========

THERMAL UNIT	109 CC 2x1FA 1	110 CC 1x17H 1	111 BS2_CC 1	114 CT GE7FA 1	115 CT_GE7EA 1	124 BS2_FGD 2	125 BS1_FGD 1
-------- YEAR 2011 --------							
SEASONAL HEAT RATE PROFILE	0	0	183	0	0	0	0

-------- YEAR 2012 --------

-------- YEAR 2013 --------

-------- YEAR 2014 --------

-------- YEAR 2015 --------

-------- YEAR 2016 --------

-------- YEAR 2017 --------

-------- YEAR 2018 --------

-------- YEAR 2019 --------

-------- YEAR 2020 --------

-------- YEAR 2021 --------

-------- YEAR 2022 --------

-------- YEAR 2023 --------

-------- YEAR 2024 --------

-------- YEAR 2025 --------

-------- YEAR 2026 --------

-------- YEAR 2027 --------

-------- YEAR 2028 --------

-------- YEAR 2029 --------

-------- YEAR 2030 --------

-------- YEAR 2031 --------

-------- YEAR 2032 --------

-------- YEAR 2033 --------

-------- YEAR 2034 --------

-------- YEAR 2035 --------

-------- YEAR 2036 --------

-------- YEAR 2037 --------

-------- YEAR 2038 --------

-------- YEAR 2039 --------

-------- YEAR 2040 --------

NOTE: DATA DISPLAYED AFTER 2011 ONLY IF
VALUE CHANGED FROM PREVIOUS YEAR.

AEP EAST
GENERATION AND FUEL MODULE
INPUT SUMMARY REPORT

QUALIFIER = GAF.INPUT.THERMAL UNIT.

========== SEASON 5 MAY ==========

THERMAL UNIT	126 CSV5_SCR 5	127 CSV6_SCR 6	129 CR1_NGCC 1	130 CR2_NGCC 2	131 MR5_NGCC 5	132 MR5_FGD 5	133 RP1D_IM 1
-------- YEAR 2011 --------							
SEASONAL HEAT RATE PROFILE	0	0	0	0	0	0	0
-------- YEAR 2012 --------							
-------- YEAR 2013 --------							
-------- YEAR 2014 --------							
-------- YEAR 2015 --------							
-------- YEAR 2016 --------							
-------- YEAR 2017 --------							
-------- YEAR 2018 --------							
-------- YEAR 2019 --------							
-------- YEAR 2020 --------							
-------- YEAR 2021 --------							
-------- YEAR 2022 --------							
-------- YEAR 2023 --------							
-------- YEAR 2024 --------							
-------- YEAR 2025 --------							
-------- YEAR 2026 --------							
-------- YEAR 2027 --------							
-------- YEAR 2028 --------							
-------- YEAR 2029 --------							
-------- YEAR 2030 --------							
-------- YEAR 2031 --------							
-------- YEAR 2032 --------							
-------- YEAR 2033 --------							
-------- YEAR 2034 --------							
-------- YEAR 2035 --------							
-------- YEAR 2036 --------							
-------- YEAR 2037 --------							
-------- YEAR 2038 --------							
-------- YEAR 2039 --------							
-------- YEAR 2040 --------							

========== SEASON 5 MAY ==========

THERMAL UNIT	134 RP2D_IM 2	135 TAN4_FGD 4	136 RP1D_KP 1	137 RP2D_KP 2	144 TC4_ESP 4	145 A390% AP 3	146 A390%OP 3
-------- YEAR 2011 --------							
SEASONAL HEAT RATE PROFILE	0	0	0	0	0	0	0
-------- YEAR 2012 --------							
-------- YEAR 2013 --------							
-------- YEAR 2014 --------							
-------- YEAR 2015 --------							
-------- YEAR 2016 --------							
-------- YEAR 2017 --------							
-------- YEAR 2018 --------							
-------- YEAR 2019 --------							
-------- YEAR 2020 --------							
-------- YEAR 2021 --------							
-------- YEAR 2022 --------							
-------- YEAR 2023 --------							
-------- YEAR 2024 --------							

-------- YEAR 2025 --------

-------- YEAR 2026 --------

-------- YEAR 2027 --------

-------- YEAR 2028 --------

-------- YEAR 2029 --------

-------- YEAR 2030 --------

-------- YEAR 2031 --------

-------- YEAR 2032 --------

-------- YEAR 2033 --------

-------- YEAR 2034 --------

-------- YEAR 2035 --------

-------- YEAR 2036 --------

-------- YEAR 2037 --------

-------- YEAR 2038 --------

-------- YEAR 2039 --------

-------- YEAR 2040 --------

========== SEASON 5 MAY ==========

THERMAL UNIT	147 MTN_90% 1	148 RPT1_90% 1	149 RPT2_90% 2	150 GV1_90% 1	151 GV2_90% 2	153 MTN_18% 1	154 CC_FA_KP 1
-------- YEAR 2011 --------							
SEASONAL HEAT RATE PROFILE	0	0	0	0	0	0	0
-------- YEAR 2012 --------							
-------- YEAR 2013 --------							
-------- YEAR 2014 --------							
SEASONAL HEAT RATE PROFILE	150	0	0	0	0	150	0
-------- YEAR 2015 --------							
SEASONAL HEAT RATE PROFILE	0	0	0	0	0	0	0
-------- YEAR 2016 --------							
-------- YEAR 2017 --------							
-------- YEAR 2018 --------							
-------- YEAR 2019 --------							
-------- YEAR 2020 --------							
-------- YEAR 2021 --------							

NOTE: DATA DISPLAYED AFTER 2011 ONLY IF
VALUE CHANGED FROM PREVIOUS YEAR.

AEP EAST
GENERATION AND FUEL MODULE
INPUT SUMMARY REPORT

QUALIFIER = GAF.INPUT.THERMAL UNIT.

========== SEASON 5 MAY ==========

THERMAL UNIT	147	148	149	150	151	153	154
	MTN_90%	RPT1_90%	RPT2_90%	GV1_90%	GV2_90%	MTN_18%	CC_FA_KP
	1	1	2	1	2	1	1
-------- YEAR 2022 --------							
-------- YEAR 2023 --------							
-------- YEAR 2024 --------							
-------- YEAR 2025 --------							
-------- YEAR 2026 --------							
-------- YEAR 2027 --------							
-------- YEAR 2028 --------							
-------- YEAR 2029 --------							
-------- YEAR 2030 --------							
-------- YEAR 2031 --------							
-------- YEAR 2032 --------							
-------- YEAR 2033 --------							
-------- YEAR 2034 --------							
-------- YEAR 2035 --------							
-------- YEAR 2036 --------							
-------- YEAR 2037 --------							
-------- YEAR 2038 --------							
-------- YEAR 2039 --------							
-------- YEAR 2040 --------							

========== SEASON 5 MAY ==========

THERMAL UNIT	155	156	157	158	159	160	161
	CT_OHIO	CC_OH	CT_I&M	CC_I&M	CT_APCO	CC_APCO	CT_KPCO
	1	1	1	1	1	1	1
-------- YEAR 2011 --------							
SEASONAL HEAT RATE PROFILE	0	0	0	0	0	0	0
-------- YEAR 2012 --------							
-------- YEAR 2013 --------							
-------- YEAR 2014 --------							
-------- YEAR 2015 --------							
-------- YEAR 2016 --------							
-------- YEAR 2017 --------							
-------- YEAR 2018 --------							
-------- YEAR 2019 --------							
-------- YEAR 2020 --------							
-------- YEAR 2021 --------							
-------- YEAR 2022 --------							
-------- YEAR 2023 --------							
-------- YEAR 2024 --------							
-------- YEAR 2025 --------							
-------- YEAR 2026 --------							
-------- YEAR 2027 --------							
-------- YEAR 2028 --------							
-------- YEAR 2029 --------							
-------- YEAR 2030 --------							
-------- YEAR 2031 --------							
-------- YEAR 2032 --------							
-------- YEAR 2033 --------							
-------- YEAR 2034 --------							
-------- YEAR 2035 --------							

-------- YEAR 2036 --------

-------- YEAR 2037 --------

-------- YEAR 2038 --------

-------- YEAR 2039 --------

-------- YEAR 2040 --------

========== SEASON 5 MAY ==========

THERMAL UNIT	162 CC_KPCO 1	163 BS2 FGD 1	164 BS2 FGD 5	165 BS2 FGD 22	166 BS2 FGD 23	168 IGCC AP 1	169 PC_UL_AP 1
-------- YEAR 2011 --------							
SEASONAL HEAT RATE PROFILE	0	0	0	0	0	0	0

-------- YEAR 2012 --------

-------- YEAR 2013 --------

-------- YEAR 2014 --------

-------- YEAR 2015 --------

-------- YEAR 2016 --------

-------- YEAR 2017 --------

-------- YEAR 2018 --------

-------- YEAR 2019 --------

-------- YEAR 2020 --------

-------- YEAR 2021 --------

-------- YEAR 2022 --------

-------- YEAR 2023 --------

-------- YEAR 2024 --------

-------- YEAR 2025 --------

-------- YEAR 2026 --------

-------- YEAR 2027 --------

-------- YEAR 2028 --------

-------- YEAR 2029 --------

-------- YEAR 2030 --------

-------- YEAR 2031 --------

-------- YEAR 2032 --------

-------- YEAR 2033 --------

NOTE: DATA DISPLAYED AFTER 2011 ONLY IF
VALUE CHANGED FROM PREVIOUS YEAR.

AEP EAST
GENERATION AND FUEL MODULE
INPUT SUMMARY REPORT

QUALIFIER = GAF.INPUT.THERMAL UNIT.

========== SEASON 5 MAY ==========

THERMAL UNIT	162	163	164	165	166	168	169
	CC_KPCO	BS2 FGD	BS2 FGD	BS2 FGD	BS2 FGD	IGCC AP	PC_UL_AP
	1	1	5	22	23	1	1
-------- YEAR 2034 --------							
-------- YEAR 2035 --------							
-------- YEAR 2036 --------							
-------- YEAR 2037 --------							
-------- YEAR 2038 --------							
-------- YEAR 2039 --------							
-------- YEAR 2040 --------							

========== SEASON 5 MAY ==========

THERMAL UNIT	170	171	172	173	174	175	176
	Nuke_AP	IGCC IM	PC_UL_IM	NUKE_IM	IGCC KP	PC_UL_KP	NUKE_KP
	1	1	1	1	1	1	1
-------- YEAR 2011 --------							
SEASONAL HEAT RATE PROFILE	0	0	0	0	0	0	0
-------- YEAR 2012 --------							
-------- YEAR 2013 --------							
-------- YEAR 2014 --------							
-------- YEAR 2015 --------							
-------- YEAR 2016 --------							
-------- YEAR 2017 --------							
-------- YEAR 2018 --------							
-------- YEAR 2019 --------							
-------- YEAR 2020 --------							
-------- YEAR 2021 --------							
-------- YEAR 2022 --------							
-------- YEAR 2023 --------							
-------- YEAR 2024 --------							
-------- YEAR 2025 --------							
-------- YEAR 2026 --------							
-------- YEAR 2027 --------							
-------- YEAR 2028 --------							
-------- YEAR 2029 --------							
-------- YEAR 2030 --------							
-------- YEAR 2031 --------							
-------- YEAR 2032 --------							
-------- YEAR 2033 --------							
-------- YEAR 2034 --------							
-------- YEAR 2035 --------							
-------- YEAR 2036 --------							
-------- YEAR 2037 --------							
-------- YEAR 2038 --------							
-------- YEAR 2039 --------							
-------- YEAR 2040 --------							

========== SEASON 5 MAY ==========

THERMAL UNIT	177	178	179	181	182	183	184
	IGCC OH	PC_UL_OH	NUKE OH	RP1D_03	RP1D_04	RP1D_08	RP1D_20
	1	1	1	1	1	1	1
-------- YEAR 2011 --------							
SEASONAL HEAT RATE PROFILE	0	0	0	0	0	0	0
-------- YEAR 2012 --------							
-------- YEAR 2013 --------							
-------- YEAR 2014 --------							

-------- YEAR 2015 --------

-------- YEAR 2016 --------

-------- YEAR 2017 --------

-------- YEAR 2018 --------

-------- YEAR 2019 --------

-------- YEAR 2020 --------

-------- YEAR 2021 --------

-------- YEAR 2022 --------

-------- YEAR 2023 --------

-------- YEAR 2024 --------

-------- YEAR 2025 --------

-------- YEAR 2026 --------

-------- YEAR 2027 --------

-------- YEAR 2028 --------

-------- YEAR 2029 --------

-------- YEAR 2030 --------

-------- YEAR 2031 --------

-------- YEAR 2032 --------

-------- YEAR 2033 --------

-------- YEAR 2034 --------

-------- YEAR 2035 --------

-------- YEAR 2036 --------

-------- YEAR 2037 --------

-------- YEAR 2038 --------

-------- YEAR 2039 --------

-------- YEAR 2040 --------

========== SEASON 5 MAY ==========

THERMAL UNIT	186 RP1TR_IM 1	187 RP2TR_IM 2	188 RP1TR_KP 1	189 RP2TR_KP 2	190 T4_TRONA 4	191 T4_TRCCR 4	223 MR_STKR1 1
-------- YEAR 2011 --------							
SEASONAL HEAT RATE PROFILE	0	0	0	0	0	0	0

-------- YEAR 2012 --------

NOTE: DATA DISPLAYED AFTER 2011 ONLY IF
VALUE CHANGED FROM PREVIOUS YEAR.

AEP EAST
GENERATION AND FUEL MODULE
INPUT SUMMARY REPORT

QUALIFIER = GAF.INPUT.THERMAL UNIT.

========== SEASON 5 MAY ==========

THERMAL UNIT	186 RP1TR_IM 1	187 RP2TR_IM 2	188 RP1TR_KP 1	189 RP2TR_KP 2	190 T4_TRONA 4	191 T4_TRCCR 4	223 MR_STKR1 1
-------- YEAR 2013 --------							
-------- YEAR 2014 --------							
-------- YEAR 2015 --------							
-------- YEAR 2016 --------							
-------- YEAR 2017 --------							
-------- YEAR 2018 --------							
-------- YEAR 2019 --------							
-------- YEAR 2020 --------							
-------- YEAR 2021 --------							
-------- YEAR 2022 --------							
-------- YEAR 2023 --------							
-------- YEAR 2024 --------							
-------- YEAR 2025 --------							
-------- YEAR 2026 --------							
-------- YEAR 2027 --------							
-------- YEAR 2028 --------							
-------- YEAR 2029 --------							
-------- YEAR 2030 --------							
-------- YEAR 2031 --------							
-------- YEAR 2032 --------							
-------- YEAR 2033 --------							
-------- YEAR 2034 --------							
-------- YEAR 2035 --------							
-------- YEAR 2036 --------							
-------- YEAR 2037 --------							
-------- YEAR 2038 --------							
-------- YEAR 2039 --------							
-------- YEAR 2040 --------							

========== SEASON 5 MAY ==========

THERMAL UNIT	224 MR_STKR2 1	228 AMS3_SI 3	229 BS2_SI 2	230 MR5_CF 5	231 MR5_SI 5	232 RPT1_CF 1	233 RPT2_CF 2
-------- YEAR 2011 --------							
SEASONAL HEAT RATE PROFILE	0	0	0	0	0	0	0
-------- YEAR 2012 --------							
-------- YEAR 2013 --------							
-------- YEAR 2014 --------							
-------- YEAR 2015 --------							
-------- YEAR 2016 --------							
-------- YEAR 2017 --------							
-------- YEAR 2018 --------							
-------- YEAR 2019 --------							
-------- YEAR 2020 --------							
-------- YEAR 2021 --------							
-------- YEAR 2022 --------							
-------- YEAR 2023 --------							
-------- YEAR 2024 --------							
-------- YEAR 2025 --------							
-------- YEAR 2026 --------							

-------- YEAR 2027 --------

-------- YEAR 2028 --------

-------- YEAR 2029 --------

-------- YEAR 2030 --------

-------- YEAR 2031 --------

-------- YEAR 2032 --------

-------- YEAR 2033 --------

-------- YEAR 2034 --------

-------- YEAR 2035 --------

-------- YEAR 2036 --------

-------- YEAR 2037 --------

-------- YEAR 2038 --------

-------- YEAR 2039 --------

-------- YEAR 2040 --------

========== SEASON 5 MAY ==========

THERMAL UNIT	234	235	251	252	253	254	255
	RPT1_SI	RPT2_SI	DC1_HPT	DC1_IS	DC1_EFF	DC1_17	DC1_3800
	1	2	1	1	1	1	1
-------- YEAR 2011 --------							
SEASONAL HEAT RATE PROFILE	0	0	0	0	0	0	0

-------- YEAR 2012 --------

-------- YEAR 2013 --------

-------- YEAR 2014 --------

-------- YEAR 2015 --------

-------- YEAR 2016 --------

-------- YEAR 2017 --------

-------- YEAR 2018 --------

-------- YEAR 2019 --------

-------- YEAR 2020 --------

-------- YEAR 2021 --------

-------- YEAR 2022 --------

-------- YEAR 2023 --------

-------- YEAR 2024 --------

NOTE: DATA DISPLAYED AFTER 2011 ONLY IF
VALUE CHANGED FROM PREVIOUS YEAR.

AEP EAST
GENERATION AND FUEL MODULE
INPUT SUMMARY REPORT

QUALIFIER = GAF.INPUT.THERMAL UNIT.

========== SEASON 5 MAY ==========

THERMAL UNIT	234 RPT1_SI	235 RPT2_SI	251 DC1_HPT	252 DC1_IS	253 DC1_EFF	254 DC1_17	255 DC1_3800
	1	2	1	1	1	1	1
-------- YEAR 2025 --------							
-------- YEAR 2026 --------							
-------- YEAR 2027 --------							
-------- YEAR 2028 --------							
-------- YEAR 2029 --------							
-------- YEAR 2030 --------							
-------- YEAR 2031 --------							
-------- YEAR 2032 --------							
-------- YEAR 2033 --------							
-------- YEAR 2034 --------							
-------- YEAR 2035 --------							
-------- YEAR 2036 --------							
-------- YEAR 2037 --------							
-------- YEAR 2038 --------							
-------- YEAR 2039 --------							
-------- YEAR 2040 --------							

========== SEASON 5 MAY ==========

THERMAL UNIT	257 DC2_HPT	258 DC2_EFF	259 DC2_SPU	260 DC2_3800	269 BIGSD_15	270 BIGSD_GP	271 CLN_Q_HM
	2	2	2	2	1	1	1
-------- YEAR 2011 --------							
SEASONAL HEAT RATE PROFILE	0	0	0	0	0	0	0
-------- YEAR 2012 --------							
-------- YEAR 2013 --------							
-------- YEAR 2014 --------							
-------- YEAR 2015 --------							
-------- YEAR 2016 --------							
-------- YEAR 2017 --------							
-------- YEAR 2018 --------							
-------- YEAR 2019 --------							
-------- YEAR 2020 --------							
-------- YEAR 2021 --------							
-------- YEAR 2022 --------							
-------- YEAR 2023 --------							
-------- YEAR 2024 --------							
-------- YEAR 2025 --------							
-------- YEAR 2026 --------							
-------- YEAR 2027 --------							
-------- YEAR 2028 --------							
-------- YEAR 2029 --------							
-------- YEAR 2030 --------							
-------- YEAR 2031 --------							
-------- YEAR 2032 --------							
-------- YEAR 2033 --------							
-------- YEAR 2034 --------							
-------- YEAR 2035 --------							
-------- YEAR 2036 --------							
-------- YEAR 2037 --------							
-------- YEAR 2038 --------							

-------- YEAR 2039 --------

-------- YEAR 2040 --------

========== SEASON 5 MAY ==========

THERMAL UNIT	272 CLN_Q_15 1	273 CLN_Q_HM 2	274 CLN_Q_15 2	275 CLN_Q_HM 3	276 CLN_Q_15 3	277 CVL_3_HM 3	278 CVL_3_10 3
-------- YEAR 2011 --------							
SEASONAL HEAT RATE PROFILE	0	0	0	0	0	0	0

-------- YEAR 2012 --------

-------- YEAR 2013 --------

-------- YEAR 2014 --------

-------- YEAR 2015 --------

-------- YEAR 2016 --------

-------- YEAR 2017 --------

-------- YEAR 2018 --------

-------- YEAR 2019 --------

-------- YEAR 2020 --------

-------- YEAR 2021 --------

-------- YEAR 2022 --------

-------- YEAR 2023 --------

-------- YEAR 2024 --------

-------- YEAR 2025 --------

-------- YEAR 2026 --------

-------- YEAR 2027 --------

-------- YEAR 2028 --------

-------- YEAR 2029 --------

-------- YEAR 2030 --------

-------- YEAR 2031 --------

-------- YEAR 2032 --------

-------- YEAR 2033 --------

-------- YEAR 2034 --------

-------- YEAR 2035 --------

-------- YEAR 2036 --------

NOTE: DATA DISPLAYED AFTER 2011 ONLY IF
VALUE CHANGED FROM PREVIOUS YEAR.

AEP EAST
GENERATION AND FUEL MODULE
INPUT SUMMARY REPORT

QUALIFIER = GAF.INPUT.THERMAL UNIT.

========== SEASON 5 MAY ==========

THERMAL UNIT	272 CLN_Q_15 1	273 CLN_Q_HM 2	274 CLN_Q_15 2	275 CLN_Q_HM 3	276 CLN_Q_15 3	277 CVL_3_HM 3	278 CVL_3_10 3
-------- YEAR 2037 --------							
-------- YEAR 2038 --------							
-------- YEAR 2039 --------							
-------- YEAR 2040 --------							

========== SEASON 5 MAY ==========

THERMAL UNIT	279 GLN_5_HM 5	280 GLN_5_15 5	281 GLN_6_HM 6	282 GLN_6_15 6	283 KMR_F_HM 1	284 KMR_F_GP 1	285 KMR_F_HM 2
-------- YEAR 2011 --------							
SEASONAL HEAT RATE PROFILE	0	0	0	0	0	0	0
-------- YEAR 2012 --------							
-------- YEAR 2013 --------							
-------- YEAR 2014 --------							
-------- YEAR 2015 --------							
-------- YEAR 2016 --------							
-------- YEAR 2017 --------							
-------- YEAR 2018 --------							
-------- YEAR 2019 --------							
-------- YEAR 2020 --------							
-------- YEAR 2021 --------							
-------- YEAR 2022 --------							
-------- YEAR 2023 --------							
-------- YEAR 2024 --------							
-------- YEAR 2025 --------							
-------- YEAR 2026 --------							
-------- YEAR 2027 --------							
-------- YEAR 2028 --------							
-------- YEAR 2029 --------							
-------- YEAR 2030 --------							
-------- YEAR 2031 --------							
-------- YEAR 2032 --------							
-------- YEAR 2033 --------							
-------- YEAR 2034 --------							
-------- YEAR 2035 --------							
-------- YEAR 2036 --------							
-------- YEAR 2037 --------							
-------- YEAR 2038 --------							
-------- YEAR 2039 --------							
-------- YEAR 2040 --------							

========== SEASON 5 MAY ==========

THERMAL UNIT	286 KMR_F_GP 2	287 KMR_F_HM 3	288 KMR_F_GP 3	289 KWA_1_HM 1	290 KWA_1_15 1	291 KWA_2_HM 2	292 KWA_2_15 2
-------- YEAR 2011 --------							
SEASONAL HEAT RATE PROFILE	0	0	0	0	0	0	0
-------- YEAR 2012 --------							
-------- YEAR 2013 --------							
-------- YEAR 2014 --------							
-------- YEAR 2015 --------							
-------- YEAR 2016 --------							
-------- YEAR 2017 --------							

-------- YEAR 2018 --------

-------- YEAR 2019 --------

-------- YEAR 2020 --------

-------- YEAR 2021 --------

-------- YEAR 2022 --------

-------- YEAR 2023 --------

-------- YEAR 2024 --------

-------- YEAR 2025 --------

-------- YEAR 2026 --------

-------- YEAR 2027 --------

-------- YEAR 2028 --------

-------- YEAR 2029 --------

-------- YEAR 2030 --------

-------- YEAR 2031 --------

-------- YEAR 2032 --------

-------- YEAR 2033 --------

-------- YEAR 2034 --------

-------- YEAR 2035 --------

-------- YEAR 2036 --------

-------- YEAR 2037 --------

-------- YEAR 2038 --------

-------- YEAR 2039 --------

-------- YEAR 2040 --------

========== SEASON 5 MAY ==========

THERMAL UNIT	293 MSKR1_HM 1	294 MSKR1_12 1	295 MSKR2_HM 2	296 MSKR2_12 2	297 MSKR3_GP 3	298 MR3HM_12 3	299 MSKR4_GP 4
-------- YEAR 2011 --------							
SEASONAL HEAT RATE PROFILE	0	0	0	0	0	0	0

-------- YEAR 2012 --------

-------- YEAR 2013 --------

-------- YEAR 2014 --------

-------- YEAR 2015 --------

NOTE: DATA DISPLAYED AFTER 2011 ONLY IF
VALUE CHANGED FROM PREVIOUS YEAR.

AEP EAST
GENERATION AND FUEL MODULE
INPUT SUMMARY REPORT

QUALIFIER = GAF.INPUT.THERMAL UNIT.

========== SEASON 5 MAY ==========

THERMAL UNIT	293 MSKR1_HM 1	294 MSKR1_12 1	295 MSKR2_HM 2	296 MSKR2_12 2	297 MSKR3_GP 3	298 MR3HM_12 3	299 MSKR4_GP 4
-------- YEAR 2016 --------							
-------- YEAR 2017 --------							
-------- YEAR 2018 --------							
-------- YEAR 2019 --------							
-------- YEAR 2020 --------							
-------- YEAR 2021 --------							
-------- YEAR 2022 --------							
-------- YEAR 2023 --------							
-------- YEAR 2024 --------							
-------- YEAR 2025 --------							
-------- YEAR 2026 --------							
-------- YEAR 2027 --------							
-------- YEAR 2028 --------							
-------- YEAR 2029 --------							
-------- YEAR 2030 --------							
-------- YEAR 2031 --------							
-------- YEAR 2032 --------							
-------- YEAR 2033 --------							
-------- YEAR 2034 --------							
-------- YEAR 2035 --------							
-------- YEAR 2036 --------							
-------- YEAR 2037 --------							
-------- YEAR 2038 --------							
-------- YEAR 2039 --------							
-------- YEAR 2040 --------							

========== SEASON 5 MAY ==========

THERMAL UNIT	300 M4HM_12 4	301 PICWY_HM 5	302 PICWY_GP 5	303 SP1_F_HM 1	304 SP1_F_15 1	305 SP2_F_HM 2	306 SP2_F_15 2
-------- YEAR 2011 --------							
SEASONAL HEAT RATE PROFILE	0	0	0	0	0	0	0
-------- YEAR 2012 --------							
-------- YEAR 2013 --------							
-------- YEAR 2014 --------							
-------- YEAR 2015 --------							
-------- YEAR 2016 --------							
-------- YEAR 2017 --------							
-------- YEAR 2018 --------							
-------- YEAR 2019 --------							
-------- YEAR 2020 --------							
-------- YEAR 2021 --------							
-------- YEAR 2022 --------							
-------- YEAR 2023 --------							
-------- YEAR 2024 --------							
-------- YEAR 2025 --------							
-------- YEAR 2026 --------							
-------- YEAR 2027 --------							
-------- YEAR 2028 --------							
-------- YEAR 2029 --------							

-------- YEAR 2030 --------

-------- YEAR 2031 --------

-------- YEAR 2032 --------

-------- YEAR 2033 --------

-------- YEAR 2034 --------

-------- YEAR 2035 --------

-------- YEAR 2036 --------

-------- YEAR 2037 --------

-------- YEAR 2038 --------

-------- YEAR 2039 --------

-------- YEAR 2040 --------

========== SEASON 5 MAY ==========

THERMAL UNIT	307	308	309	310	311	312	313
	SP3_Q_HM	SP3_Q_15	SP4_Q_HM	SP4_Q_15	SP5_HM	SP5_15	TNR_F_HM
	3	3	4	4	5	5	1
-------- YEAR 2011 --------							
SEASONAL HEAT RATE PROFILE	0	0	0	0	0	0	0

-------- YEAR 2012 --------

-------- YEAR 2013 --------

-------- YEAR 2014 --------

-------- YEAR 2015 --------

-------- YEAR 2016 --------

-------- YEAR 2017 --------

-------- YEAR 2018 --------

-------- YEAR 2019 --------

-------- YEAR 2020 --------

-------- YEAR 2021 --------

-------- YEAR 2022 --------

-------- YEAR 2023 --------

-------- YEAR 2024 --------

-------- YEAR 2025 --------

-------- YEAR 2026 --------

-------- YEAR 2027 --------

NOTE: DATA DISPLAYED AFTER 2011 ONLY IF
VALUE CHANGED FROM PREVIOUS YEAR.

AEP EAST
GENERATION AND FUEL MODULE
INPUT SUMMARY REPORT

QUALIFIER = GAF.INPUT.THERMAL UNIT.

========== SEASON 5 MAY ==========

THERMAL UNIT	307 SP3_Q_HM 3	308 SP3_Q_15 3	309 SP4_Q_HM 4	310 SP4_Q_15 4	311 SP5_HM 5	312 SP5_15 5	313 TNR_F_HM 1
-------- YEAR 2028 --------							
-------- YEAR 2029 --------							
-------- YEAR 2030 --------							
-------- YEAR 2031 --------							
-------- YEAR 2032 --------							
-------- YEAR 2033 --------							
-------- YEAR 2034 --------							
-------- YEAR 2035 --------							
-------- YEAR 2036 --------							
-------- YEAR 2037 --------							
-------- YEAR 2038 --------							
-------- YEAR 2039 --------							
-------- YEAR 2040 --------							

========== SEASON 5 MAY ==========

THERMAL UNIT	314 TNR_F_15 1	315 TNR_F_HM 2	316 TNR_F_15 2	317 TNR_F_HM 3	318 TNR_F_15 3	319 PW_GP_15 5	320 RHills 1 1
-------- YEAR 2011 --------							
SEASONAL HEAT RATE PROFILE	0	0	0	0	0	0	0
-------- YEAR 2012 --------							
-------- YEAR 2013 --------							
-------- YEAR 2014 --------							
-------- YEAR 2015 --------							
-------- YEAR 2016 --------							
-------- YEAR 2017 --------							
-------- YEAR 2018 --------							
-------- YEAR 2019 --------							
-------- YEAR 2020 --------							
-------- YEAR 2021 --------							
-------- YEAR 2022 --------							
-------- YEAR 2023 --------							
-------- YEAR 2024 --------							
-------- YEAR 2025 --------							
-------- YEAR 2026 --------							
-------- YEAR 2027 --------							
-------- YEAR 2028 --------							
-------- YEAR 2029 --------							
-------- YEAR 2030 --------							
-------- YEAR 2031 --------							
-------- YEAR 2032 --------							
-------- YEAR 2033 --------							
-------- YEAR 2034 --------							
-------- YEAR 2035 --------							
-------- YEAR 2036 --------							
-------- YEAR 2037 --------							
-------- YEAR 2038 --------							
-------- YEAR 2039 --------							
-------- YEAR 2040 --------							

========== SEASON 5 MAY ==========

THERMAL UNIT	500	501	502	503	958	959	960

	DUMMY_OP	DUMMY_IM	DUMMY_AP	DUMMY_KP	CC_KPCO	RP2D_KP	RP2D_IM
	0	0	0	0	958	959	960
-------- YEAR 2011 --------							
SEASONAL HEAT RATE PROFILE	0	0	0	0	0	0	0
-------- YEAR 2012 --------							
-------- YEAR 2013 --------							
-------- YEAR 2014 --------							
-------- YEAR 2015 --------							
-------- YEAR 2016 --------							
-------- YEAR 2017 --------							
-------- YEAR 2018 --------							
-------- YEAR 2019 --------							
-------- YEAR 2020 --------							
-------- YEAR 2021 --------							
-------- YEAR 2022 --------							
-------- YEAR 2023 --------							
-------- YEAR 2024 --------							
-------- YEAR 2025 --------							
-------- YEAR 2026 --------							
-------- YEAR 2027 --------							
-------- YEAR 2028 --------							
-------- YEAR 2029 --------							
-------- YEAR 2030 --------							
-------- YEAR 2031 --------							
-------- YEAR 2032 --------							
-------- YEAR 2033 --------							
-------- YEAR 2034 --------							
-------- YEAR 2035 --------							
-------- YEAR 2036 --------							
-------- YEAR 2037 --------							
-------- YEAR 2038 --------							
-------- YEAR 2039 --------							

NOTE: DATA DISPLAYED AFTER 2011 ONLY IF
VALUE CHANGED FROM PREVIOUS YEAR.

AEP EAST
GENERATION AND FUEL MODULE
INPUT SUMMARY REPORT

QUALIFIER = GAF.INPUT.THERMAL UNIT.

========== SEASON 5 MAY ==========

THERMAL UNIT	500	501	502	503	958	959	960
	DUMMY_OP	DUMMY_IM	DUMMY_AP	DUMMY_KP	CC_KPCO	RP2D_KP	RP2D_IM
	0	0	0	0	958	959	960

-------- YEAR 2040 --------

========== SEASON 5 MAY ==========

THERMAL UNIT	961	962	963	964	965	966	967
	CSV6_SCR	CSV5_SCR	DUMMY_OP	DUMMY_OP	RP1D_03	RP1D_KP	BS2 FGD
	961	962	963	964	965	966	967
-------- YEAR 2011 --------							
SEASONAL HEAT RATE PROFILE	0	0	0	0	0	0	0
-------- YEAR 2012 --------							
-------- YEAR 2013 --------							
-------- YEAR 2014 --------							
-------- YEAR 2015 --------							
-------- YEAR 2016 --------							
-------- YEAR 2017 --------							
-------- YEAR 2018 --------							
-------- YEAR 2019 --------							
-------- YEAR 2020 --------							
-------- YEAR 2021 --------							
-------- YEAR 2022 --------							
-------- YEAR 2023 --------							
-------- YEAR 2024 --------							
-------- YEAR 2025 --------							
-------- YEAR 2026 --------							
-------- YEAR 2027 --------							
-------- YEAR 2028 --------							
-------- YEAR 2029 --------							
-------- YEAR 2030 --------							
-------- YEAR 2031 --------							
-------- YEAR 2032 --------							
-------- YEAR 2033 --------							
-------- YEAR 2034 --------							
-------- YEAR 2035 --------							
-------- YEAR 2036 --------							
-------- YEAR 2037 --------							
-------- YEAR 2038 --------							
-------- YEAR 2039 --------							
-------- YEAR 2040 --------							

========== SEASON 5 MAY ==========

THERMAL UNIT	968	969	970	971	972	973	974
	CR2_NGCC	CR1_NGCC	MR5_NGCC	DUMMY_OP	DUMMY_OP	DUMMY_OP	DUMMY_OP
	968	969	970	971	972	973	974
-------- YEAR 2011 --------							
SEASONAL HEAT RATE PROFILE	0	0	0	0	0	0	0
-------- YEAR 2012 --------							
-------- YEAR 2013 --------							
-------- YEAR 2014 --------							
-------- YEAR 2015 --------							
-------- YEAR 2016 --------							
-------- YEAR 2017 --------							
-------- YEAR 2018 --------							
-------- YEAR 2019 --------							
-------- YEAR 2020 --------							

-------- YEAR 2021 --------

-------- YEAR 2022 --------

-------- YEAR 2023 --------

-------- YEAR 2024 --------

-------- YEAR 2025 --------

-------- YEAR 2026 --------

-------- YEAR 2027 --------

-------- YEAR 2028 --------

-------- YEAR 2029 --------

-------- YEAR 2030 --------

-------- YEAR 2031 --------

-------- YEAR 2032 --------

-------- YEAR 2033 --------

-------- YEAR 2034 --------

-------- YEAR 2035 --------

-------- YEAR 2036 --------

-------- YEAR 2037 --------

-------- YEAR 2038 --------

-------- YEAR 2039 --------

-------- YEAR 2040 --------

========== SEASON 5 MAY ==========

THERMAL UNIT	975 DUMMY_OP 975	976 DUMMY_OP 976	977 DUMMY_OP 977	978 DUMMY_OP 978	979 DUMMY_OP 979	980 DUMMY_OP 980	981 DUMMY_OP 981
-------- YEAR 2011 --------							
SEASONAL HEAT RATE PROFILE	0	0	0	0	0	0	0
-------- YEAR 2012 --------							
-------- YEAR 2013 --------							
-------- YEAR 2014 --------							
-------- YEAR 2015 --------							
-------- YEAR 2016 --------							
-------- YEAR 2017 --------							
-------- YEAR 2018 --------							

NOTE: DATA DISPLAYED AFTER 2011 ONLY IF
VALUE CHANGED FROM PREVIOUS YEAR.

AEP EAST
GENERATION AND FUEL MODULE
INPUT SUMMARY REPORT

QUALIFIER = GAF.INPUT.THERMAL UNIT.

========== SEASON 5 MAY ==========

THERMAL UNIT	975 DUMMY_OP 975	976 DUMMY_OP 976	977 DUMMY_OP 977	978 DUMMY_OP 978	979 DUMMY_OP 979	980 DUMMY_OP 980	981 DUMMY_OP 981
-------- YEAR 2019 --------							
-------- YEAR 2020 --------							
-------- YEAR 2021 --------							
-------- YEAR 2022 --------							
-------- YEAR 2023 --------							
-------- YEAR 2024 --------							
-------- YEAR 2025 --------							
-------- YEAR 2026 --------							
-------- YEAR 2027 --------							
-------- YEAR 2028 --------							
-------- YEAR 2029 --------							
-------- YEAR 2030 --------							
-------- YEAR 2031 --------							
-------- YEAR 2032 --------							
-------- YEAR 2033 --------							
-------- YEAR 2034 --------							
-------- YEAR 2035 --------							
-------- YEAR 2036 --------							
-------- YEAR 2037 --------							
-------- YEAR 2038 --------							
-------- YEAR 2039 --------							
-------- YEAR 2040 --------							

========== SEASON 5 MAY ==========

THERMAL UNIT	982 DUMMY_OP 982	983 DUMMY_OP 983	984 DUMMY_OP 984	985 DUMMY_OP 985	986 DUMMY_OP 986	987 DUMMY_OP 987	988 DUMMY_OP 988
-------- YEAR 2011 --------							
SEASONAL HEAT RATE PROFILE	0	0	0	0	0	0	0
-------- YEAR 2012 --------							
-------- YEAR 2013 --------							
-------- YEAR 2014 --------							
-------- YEAR 2015 --------							
-------- YEAR 2016 --------							
-------- YEAR 2017 --------							
-------- YEAR 2018 --------							
-------- YEAR 2019 --------							
-------- YEAR 2020 --------							
-------- YEAR 2021 --------							
-------- YEAR 2022 --------							
-------- YEAR 2023 --------							
-------- YEAR 2024 --------							
-------- YEAR 2025 --------							
-------- YEAR 2026 --------							
-------- YEAR 2027 --------							
-------- YEAR 2028 --------							
-------- YEAR 2029 --------							
-------- YEAR 2030 --------							
-------- YEAR 2031 --------							
-------- YEAR 2032 --------							

-------- YEAR 2033 --------

-------- YEAR 2034 --------

-------- YEAR 2035 --------

-------- YEAR 2036 --------

-------- YEAR 2037 --------

-------- YEAR 2038 --------

-------- YEAR 2039 --------

-------- YEAR 2040 --------

========== SEASON 5 MAY ==========

THERMAL UNIT	989 DUMMY_OP 989	990 DUMMY_OP 990	991 DUMMY_OP 991	992 DUMMY_OP 992	993 DUMMY_OP 993	994 DUMMY_OP 994	995 DUMMY_OP 995
-------- YEAR 2011 --------							
SEASONAL HEAT RATE PROFILE	0	0	0	0	0	0	0

-------- YEAR 2012 --------

-------- YEAR 2013 --------

-------- YEAR 2014 --------

-------- YEAR 2015 --------

-------- YEAR 2016 --------

-------- YEAR 2017 --------

-------- YEAR 2018 --------

-------- YEAR 2019 --------

-------- YEAR 2020 --------

-------- YEAR 2021 --------

-------- YEAR 2022 --------

-------- YEAR 2023 --------

-------- YEAR 2024 --------

-------- YEAR 2025 --------

-------- YEAR 2026 --------

-------- YEAR 2027 --------

-------- YEAR 2028 --------

-------- YEAR 2029 --------

-------- YEAR 2030 --------

NOTE: DATA DISPLAYED AFTER 2011 ONLY IF
VALUE CHANGED FROM PREVIOUS YEAR.

AEP EAST
GENERATION AND FUEL MODULE
INPUT SUMMARY REPORT

QUALIFIER = GAF.INPUT.THERMAL UNIT.

========== SEASON 5 MAY ==========

THERMAL UNIT	989	990	991	992	993	994	995
	DUMMY_OP	DUMMY_OP	DUMMY_OP	DUMMY_OP	DUMMY_OP	DUMMY_OP	DUMMY_OP
	989	990	991	992	993	994	995
-------- YEAR 2031 --------							
-------- YEAR 2032 --------							
-------- YEAR 2033 --------							
-------- YEAR 2034 --------							
-------- YEAR 2035 --------							
-------- YEAR 2036 --------							
-------- YEAR 2037 --------							
-------- YEAR 2038 --------							
-------- YEAR 2039 --------							
-------- YEAR 2040 --------							

========== SEASON 5 MAY ==========

THERMAL UNIT	996	997	998	999
	T4_TRONA	RP2TR_KP	RP2TR_IM	DUMMY_OP
	996	997	998	999
-------- YEAR 2011 --------				
SEASONAL HEAT RATE PROFILE	0	0	0	0
-------- YEAR 2012 --------				
-------- YEAR 2013 --------				
-------- YEAR 2014 --------				
-------- YEAR 2015 --------				
-------- YEAR 2016 --------				
-------- YEAR 2017 --------				
-------- YEAR 2018 --------				
-------- YEAR 2019 --------				
-------- YEAR 2020 --------				
-------- YEAR 2021 --------				
-------- YEAR 2022 --------				
-------- YEAR 2023 --------				
-------- YEAR 2024 --------				
-------- YEAR 2025 --------				
-------- YEAR 2026 --------				
-------- YEAR 2027 --------				
-------- YEAR 2028 --------				
-------- YEAR 2029 --------				
-------- YEAR 2030 --------				
-------- YEAR 2031 --------				
-------- YEAR 2032 --------				
-------- YEAR 2033 --------				
-------- YEAR 2034 --------				
-------- YEAR 2035 --------				
-------- YEAR 2036 --------				
-------- YEAR 2037 --------				
-------- YEAR 2038 --------				
-------- YEAR 2039 --------				
-------- YEAR 2040 --------				

========== SEASON 6 JUNE ==========

THERMAL UNIT	1	2	3	4	5	6	7
	AMOS	AMOS	AMOS_OP	BECKJORD	BIG SAND	BIG SAND	CARD 1+2
	1	2	3	6	1	2	1
-------- YEAR 2011 --------							
SEASONAL HEAT RATE PROFILE	0	0	0	0	0	0	0

-------- YEAR 2012 --------

-------- YEAR 2013 --------

-------- YEAR 2014 --------

-------- YEAR 2015 --------

-------- YEAR 2016 --------

-------- YEAR 2017 --------

-------- YEAR 2018 --------

-------- YEAR 2019 --------

-------- YEAR 2020 --------

-------- YEAR 2021 --------

-------- YEAR 2022 --------

-------- YEAR 2023 --------

-------- YEAR 2024 --------

-------- YEAR 2025 --------

-------- YEAR 2026 --------

-------- YEAR 2027 --------

-------- YEAR 2028 --------

-------- YEAR 2029 --------

-------- YEAR 2030 --------

-------- YEAR 2031 --------

-------- YEAR 2032 --------

-------- YEAR 2033 --------

-------- YEAR 2034 --------

-------- YEAR 2035 --------

-------- YEAR 2036 --------

-------- YEAR 2037 --------

-------- YEAR 2038 --------

-------- YEAR 2039 --------

-------- YEAR 2040 --------

NOTE: DATA DISPLAYED AFTER 2011 ONLY IF
VALUE CHANGED FROM PREVIOUS YEAR.

AEP EAST
GENERATION AND FUEL MODULE
INPUT SUMMARY REPORT

QUALIFIER = GAF.INPUT.THERMAL UNIT.

========== SEASON 6 JUNE ==========

THERMAL UNIT	8 CARD 1+2 2	9 CARD 3 3	10 CLIFTY 1	11 CLIFTY 2	12 CLIFTY 3	13 CLIFTY 4	14 CLIFTY 5
-------- YEAR 2011 --------							
SEASONAL HEAT RATE PROFILE	0	0	0	0	0	0	0
-------- YEAR 2012 --------							
-------- YEAR 2013 --------							
-------- YEAR 2014 --------							
-------- YEAR 2015 --------							
-------- YEAR 2016 --------							
-------- YEAR 2017 --------							
-------- YEAR 2018 --------							
-------- YEAR 2019 --------							
-------- YEAR 2020 --------							
-------- YEAR 2021 --------							
-------- YEAR 2022 --------							
-------- YEAR 2023 --------							
-------- YEAR 2024 --------							
-------- YEAR 2025 --------							
-------- YEAR 2026 --------							
-------- YEAR 2027 --------							
-------- YEAR 2028 --------							
-------- YEAR 2029 --------							
-------- YEAR 2030 --------							
-------- YEAR 2031 --------							
-------- YEAR 2032 --------							
-------- YEAR 2033 --------							
-------- YEAR 2034 --------							
-------- YEAR 2035 --------							
-------- YEAR 2036 --------							
-------- YEAR 2037 --------							
-------- YEAR 2038 --------							
-------- YEAR 2039 --------							
-------- YEAR 2040 --------							

========== SEASON 6 JUNE ==========

THERMAL UNIT	15 CLIFTY 6	16 CLINCH R 1	17 CLINCH R 2	18 CLINCH R 3	19 ROCKP_KP 1	20 ROCKP_KP 2	21 CSVL 1-4 3
-------- YEAR 2011 --------							
SEASONAL HEAT RATE PROFILE	0	0	0	0	0	0	0
-------- YEAR 2012 --------							
-------- YEAR 2013 --------							
-------- YEAR 2014 --------							
-------- YEAR 2015 --------							
-------- YEAR 2016 --------							
-------- YEAR 2017 --------							
-------- YEAR 2018 --------							
-------- YEAR 2019 --------							
-------- YEAR 2020 --------							
-------- YEAR 2021 --------							
-------- YEAR 2022 --------							
-------- YEAR 2023 --------							
-------- YEAR 2024 --------							

-------- YEAR 2025 --------

-------- YEAR 2026 --------

-------- YEAR 2027 --------

-------- YEAR 2028 --------

-------- YEAR 2029 --------

-------- YEAR 2030 --------

-------- YEAR 2031 --------

-------- YEAR 2032 --------

-------- YEAR 2033 --------

-------- YEAR 2034 --------

-------- YEAR 2035 --------

-------- YEAR 2036 --------

-------- YEAR 2037 --------

-------- YEAR 2038 --------

-------- YEAR 2039 --------

-------- YEAR 2040 --------

========== SEASON 6 JUNE ==========

THERMAL UNIT	22 CSVL 1-4 4	23 CSVL 5+6 5	24 CSVL 5+6 6	25 D C COOK 1	26 D C COOK 2	27 GAVIN 1	28 GAVIN 2
-------- YEAR 2011 --------							
SEASONAL HEAT RATE PROFILE	0	0	0	0	0	0	19
-------- YEAR 2012 --------							
SEASONAL HEAT RATE PROFILE	0	0	0	0	0	0	0

-------- YEAR 2013 --------

-------- YEAR 2014 --------

-------- YEAR 2015 --------

-------- YEAR 2016 --------

-------- YEAR 2017 --------

-------- YEAR 2018 --------

-------- YEAR 2019 --------

-------- YEAR 2020 --------

-------- YEAR 2021 --------

NOTE: DATA DISPLAYED AFTER 2011 ONLY IF
VALUE CHANGED FROM PREVIOUS YEAR.

AEP EAST
GENERATION AND FUEL MODULE
INPUT SUMMARY REPORT

QUALIFIER = GAF.INPUT.THERMAL UNIT.

========== SEASON 6 JUNE ==========

THERMAL UNIT	22 CSVL 1-4 4	23 CSVL 5+6 5	24 CSVL 5+6 6	25 D C COOK 1	26 D C COOK 2	27 GAVIN 1	28 GAVIN 2
-------- YEAR 2022 --------							
-------- YEAR 2023 --------							
-------- YEAR 2024 --------							
-------- YEAR 2025 --------							
-------- YEAR 2026 --------							
-------- YEAR 2027 --------							
-------- YEAR 2028 --------							
-------- YEAR 2029 --------							
-------- YEAR 2030 --------							
-------- YEAR 2031 --------							
-------- YEAR 2032 --------							
-------- YEAR 2033 --------							
-------- YEAR 2034 --------							
-------- YEAR 2035 --------							
-------- YEAR 2036 --------							
-------- YEAR 2037 --------							
-------- YEAR 2038 --------							
-------- YEAR 2039 --------							
-------- YEAR 2040 --------							

========== SEASON 6 JUNE ==========

THERMAL UNIT	29 GLEN LYN 5	30 GLEN LYN 6	33 KAMMER 1	34 KAMMER 2	35 KAMMER 3	36 KANAWHA 1	37 KANAWHA 2
-------- YEAR 2011 --------							
SEASONAL HEAT RATE PROFILE	0	0	0	0	0	0	0
-------- YEAR 2012 --------							
-------- YEAR 2013 --------							
-------- YEAR 2014 --------							
-------- YEAR 2015 --------							
-------- YEAR 2016 --------							
-------- YEAR 2017 --------							
-------- YEAR 2018 --------							
-------- YEAR 2019 --------							
-------- YEAR 2020 --------							
-------- YEAR 2021 --------							
-------- YEAR 2022 --------							
-------- YEAR 2023 --------							
-------- YEAR 2024 --------							
-------- YEAR 2025 --------							
-------- YEAR 2026 --------							
-------- YEAR 2027 --------							
-------- YEAR 2028 --------							
-------- YEAR 2029 --------							
-------- YEAR 2030 --------							
-------- YEAR 2031 --------							
-------- YEAR 2032 --------							
-------- YEAR 2033 --------							
-------- YEAR 2034 --------							
-------- YEAR 2035 --------							

-------- YEAR 2036 --------

-------- YEAR 2037 --------

-------- YEAR 2038 --------

-------- YEAR 2039 --------

-------- YEAR 2040 --------

========== SEASON 6 JUNE ==========

THERMAL UNIT	38	39	40	41	42	43	44
	KYGER	KYGER	KYGER	KYGER	KYGER	MITCHELL	MITCHELL
	1	2	3	4	5	1	2
-------- YEAR 2011 --------							
SEASONAL HEAT RATE PROFILE	0	0	0	0	0	0	0

-------- YEAR 2012 --------

-------- YEAR 2013 --------

-------- YEAR 2014 --------

-------- YEAR 2015 --------

-------- YEAR 2016 --------

-------- YEAR 2017 --------

-------- YEAR 2018 --------

-------- YEAR 2019 --------

-------- YEAR 2020 --------

-------- YEAR 2021 --------

-------- YEAR 2022 --------

-------- YEAR 2023 --------

-------- YEAR 2024 --------

-------- YEAR 2025 --------

-------- YEAR 2026 --------

-------- YEAR 2027 --------

-------- YEAR 2028 --------

-------- YEAR 2029 --------

-------- YEAR 2030 --------

-------- YEAR 2031 --------

-------- YEAR 2032 --------

-------- YEAR 2033 --------

NOTE: DATA DISPLAYED AFTER 2011 ONLY IF
VALUE CHANGED FROM PREVIOUS YEAR.

AEP EAST
GENERATION AND FUEL MODULE
INPUT SUMMARY REPORT

QUALIFIER = GAF.INPUT.THERMAL UNIT.

========== SEASON 6 JUNE ==========

THERMAL UNIT	38 KYGER 1	39 KYGER 2	40 KYGER 3	41 KYGER 4	42 KYGER 5	43 MITCHELL 1	44 MITCHELL 2
-------- YEAR 2034 --------							
-------- YEAR 2035 --------							
-------- YEAR 2036 --------							
-------- YEAR 2037 --------							
-------- YEAR 2038 --------							
-------- YEAR 2039 --------							
-------- YEAR 2040 --------							

========== SEASON 6 JUNE ==========

THERMAL UNIT	45 MOUNT_ER 1	46 MUSK RVR 1	47 MUSK RVR 2	48 MUSK RVR 3	49 MUSK RVR 4	50 MUSK RVR 5	51 P SPORN 1
-------- YEAR 2011 --------							
SEASONAL HEAT RATE PROFILE	45	0	0	0	0	0	0
-------- YEAR 2012 --------							
SEASONAL HEAT RATE PROFILE	0	0	0	0	0	0	0
-------- YEAR 2013 --------							
-------- YEAR 2014 --------							
SEASONAL HEAT RATE PROFILE	150	0	0	0	0	0	0
-------- YEAR 2015 --------							
SEASONAL HEAT RATE PROFILE	0	0	0	0	0	0	0
-------- YEAR 2016 --------							
-------- YEAR 2017 --------							
-------- YEAR 2018 --------							
-------- YEAR 2019 --------							
-------- YEAR 2020 --------							
-------- YEAR 2021 --------							
-------- YEAR 2022 --------							
-------- YEAR 2023 --------							
-------- YEAR 2024 --------							
-------- YEAR 2025 --------							
-------- YEAR 2026 --------							
-------- YEAR 2027 --------							
-------- YEAR 2028 --------							
-------- YEAR 2029 --------							
-------- YEAR 2030 --------							
-------- YEAR 2031 --------							
-------- YEAR 2032 --------							
-------- YEAR 2033 --------							
-------- YEAR 2034 --------							
-------- YEAR 2035 --------							
-------- YEAR 2036 --------							
-------- YEAR 2037 --------							
-------- YEAR 2038 --------							
-------- YEAR 2039 --------							
-------- YEAR 2040 --------							

========== SEASON 6 JUNE ==========

THERMAL UNIT	52 P SPORN 2	53 P SPORN 3	54 P SPORN 4	55 P SPORN 5	56 PICWAY 5	57 RPRET_IM 1	58 RPRUN_IM 1
-------- YEAR 2011 --------							
SEASONAL HEAT RATE PROFILE	0	0	0	0	0	0	0
-------- YEAR 2012 --------							
-------- YEAR 2013 --------							

-------- YEAR 2014 --------

-------- YEAR 2015 --------

-------- YEAR 2016 --------

-------- YEAR 2017 --------

-------- YEAR 2018 --------

-------- YEAR 2019 --------

-------- YEAR 2020 --------

-------- YEAR 2021 --------

-------- YEAR 2022 --------

-------- YEAR 2023 --------

-------- YEAR 2024 --------

-------- YEAR 2025 --------

-------- YEAR 2026 --------

-------- YEAR 2027 --------

-------- YEAR 2028 --------

-------- YEAR 2029 --------

-------- YEAR 2030 --------

-------- YEAR 2031 --------

-------- YEAR 2032 --------

-------- YEAR 2033 --------

-------- YEAR 2034 --------

-------- YEAR 2035 --------

-------- YEAR 2036 --------

-------- YEAR 2037 --------

-------- YEAR 2038 --------

-------- YEAR 2039 --------

-------- YEAR 2040 --------

========== SEASON 6 JUNE ==========

THERMAL UNIT	59	61	62	63	64	65	66
	ROCKP_IM	STUART	STUART	STUART	STUART	AMOS_AP	TANN 1-3
	2	1	2	3	4	3	1
-------- YEAR 2011 --------							
SEASONAL HEAT RATE PROFILE	0	0	0	0	0	0	0

NOTE: DATA DISPLAYED AFTER 2011 ONLY IF
VALUE CHANGED FROM PREVIOUS YEAR.

AEP EAST
GENERATION AND FUEL MODULE
INPUT SUMMARY REPORT

QUALIFIER = GAF.INPUT.THERMAL UNIT.

========== SEASON 6 JUNE ==========

THERMAL UNIT	59	61	62	63	64	65	66
	ROCKP_IM	STUART	STUART	STUART	STUART	AMOS_AP	TANN 1-3
	2	1	2	3	4	3	1
-------- YEAR 2012 --------							
-------- YEAR 2013 --------							
-------- YEAR 2014 --------							
-------- YEAR 2015 --------							
-------- YEAR 2016 --------							
-------- YEAR 2017 --------							
-------- YEAR 2018 --------							
-------- YEAR 2019 --------							
-------- YEAR 2020 --------							
-------- YEAR 2021 --------							
-------- YEAR 2022 --------							
-------- YEAR 2023 --------							
-------- YEAR 2024 --------							
-------- YEAR 2025 --------							
-------- YEAR 2026 --------							
-------- YEAR 2027 --------							
-------- YEAR 2028 --------							
-------- YEAR 2029 --------							
-------- YEAR 2030 --------							
-------- YEAR 2031 --------							
-------- YEAR 2032 --------							
-------- YEAR 2033 --------							
-------- YEAR 2034 --------							
-------- YEAR 2035 --------							
-------- YEAR 2036 --------							
-------- YEAR 2037 --------							
-------- YEAR 2038 --------							
-------- YEAR 2039 --------							
-------- YEAR 2040 --------							

========== SEASON 6 JUNE ==========

THERMAL UNIT	67	68	69	70	71	72	73
	TANN 1-3	TANN 1-3	TANN 4	ZIMMER	ROBTMONE	ROBTMONE	ROBTMONE
	2	3	4	1	1	2	3
-------- YEAR 2011 --------							
SEASONAL HEAT RATE PROFILE	0	0	0	0	162	162	162
-------- YEAR 2012 --------							
-------- YEAR 2013 --------							
-------- YEAR 2014 --------							
-------- YEAR 2015 --------							
-------- YEAR 2016 --------							
-------- YEAR 2017 --------							
-------- YEAR 2018 --------							
-------- YEAR 2019 --------							
-------- YEAR 2020 --------							
-------- YEAR 2021 --------							
-------- YEAR 2022 --------							
-------- YEAR 2023 --------							
-------- YEAR 2024 --------							
-------- YEAR 2025 --------							

-------- YEAR 2026 --------

-------- YEAR 2027 --------

-------- YEAR 2028 --------

-------- YEAR 2029 --------

-------- YEAR 2030 --------

-------- YEAR 2031 --------

-------- YEAR 2032 --------

-------- YEAR 2033 --------

-------- YEAR 2034 --------

-------- YEAR 2035 --------

-------- YEAR 2036 --------

-------- YEAR 2037 --------

-------- YEAR 2038 --------

-------- YEAR 2039 --------

-------- YEAR 2040 --------

========== SEASON 6 JUNE ==========

THERMAL UNIT	75 CEREDO 1	76 CEREDO 2	77 CEREDO 3	78 CEREDO 4	79 CEREDO 5	80 CEREDO 6	81 DARBY 1
-------- YEAR 2011 --------							
SEASONAL HEAT RATE PROFILE	0	0	0	0	0	0	0

-------- YEAR 2012 --------

-------- YEAR 2013 --------

-------- YEAR 2014 --------

-------- YEAR 2015 --------

-------- YEAR 2016 --------

-------- YEAR 2017 --------

-------- YEAR 2018 --------

-------- YEAR 2019 --------

-------- YEAR 2020 --------

-------- YEAR 2021 --------

-------- YEAR 2022 --------

-------- YEAR 2023 --------

NOTE: DATA DISPLAYED AFTER 2011 ONLY IF
VALUE CHANGED FROM PREVIOUS YEAR.

AEP EAST
GENERATION AND FUEL MODULE
INPUT SUMMARY REPORT

QUALIFIER = GAF.INPUT.THERMAL UNIT.

========== SEASON 6 JUNE ==========

THERMAL UNIT	75 CEREDO 1	76 CEREDO 2	77 CEREDO 3	78 CEREDO 4	79 CEREDO 5	80 CEREDO 6	81 DARBY 1
-------- YEAR 2024 --------							
-------- YEAR 2025 --------							
-------- YEAR 2026 --------							
-------- YEAR 2027 --------							
-------- YEAR 2028 --------							
-------- YEAR 2029 --------							
-------- YEAR 2030 --------							
-------- YEAR 2031 --------							
-------- YEAR 2032 --------							
-------- YEAR 2033 --------							
-------- YEAR 2034 --------							
-------- YEAR 2035 --------							
-------- YEAR 2036 --------							
-------- YEAR 2037 --------							
-------- YEAR 2038 --------							
-------- YEAR 2039 --------							
-------- YEAR 2040 --------							

========== SEASON 6 JUNE ==========

THERMAL UNIT	82 DARBY 2	83 DARBY 3	84 DARBY 4	85 DARBY 5	86 DARBY 6	87 LWBG WIN 1	88 LWBG WIN 2
-------- YEAR 2011 --------							
SEASONAL HEAT RATE PROFILE	0	0	0	0	0	0	0
-------- YEAR 2012 --------							
-------- YEAR 2013 --------							
-------- YEAR 2014 --------							
-------- YEAR 2015 --------							
-------- YEAR 2016 --------							
-------- YEAR 2017 --------							
-------- YEAR 2018 --------							
-------- YEAR 2019 --------							
-------- YEAR 2020 --------							
-------- YEAR 2021 --------							
-------- YEAR 2022 --------							
-------- YEAR 2023 --------							
-------- YEAR 2024 --------							
-------- YEAR 2025 --------							
-------- YEAR 2026 --------							
-------- YEAR 2027 --------							
-------- YEAR 2028 --------							
-------- YEAR 2029 --------							
-------- YEAR 2030 --------							
-------- YEAR 2031 --------							
-------- YEAR 2032 --------							
-------- YEAR 2033 --------							
-------- YEAR 2034 --------							
-------- YEAR 2035 --------							
-------- YEAR 2036 --------							
-------- YEAR 2037 --------							

-------- YEAR 2038 --------

-------- YEAR 2039 --------

-------- YEAR 2040 --------

========== SEASON 6 JUNE ==========

THERMAL UNIT	89 LWBG SMR 1	90 LWBG SMR 2	91 WATR CC 1	92 WATR2 1	93 DRESDEN 1	94 DRESD2 1	101 NUCLEAR 1
-------- YEAR 2011 --------							
SEASONAL HEAT RATE PROFILE	0	0	0	0	0	0	0

-------- YEAR 2012 --------

-------- YEAR 2013 --------

-------- YEAR 2014 --------

-------- YEAR 2015 --------

-------- YEAR 2016 --------

-------- YEAR 2017 --------

-------- YEAR 2018 --------

-------- YEAR 2019 --------

-------- YEAR 2020 --------

-------- YEAR 2021 --------

-------- YEAR 2022 --------

-------- YEAR 2023 --------

-------- YEAR 2024 --------

-------- YEAR 2025 --------

-------- YEAR 2026 --------

-------- YEAR 2027 --------

-------- YEAR 2028 --------

-------- YEAR 2029 --------

-------- YEAR 2030 --------

-------- YEAR 2031 --------

-------- YEAR 2032 --------

-------- YEAR 2033 --------

-------- YEAR 2034 --------

-------- YEAR 2035 --------

NOTE: DATA DISPLAYED AFTER 2011 ONLY IF
VALUE CHANGED FROM PREVIOUS YEAR.

AEP EAST
GENERATION AND FUEL MODULE
INPUT SUMMARY REPORT

QUALIFIER = GAF.INPUT.THERMAL UNIT.

========== SEASON 6 JUNE ==========

THERMAL UNIT	89 LWBG SMR 1	90 LWBG SMR 2	91 WATR CC 1	92 WATR2 1	93 DRESDEN 1	94 DRESD2 1	101 NUCLEAR 1
-------- YEAR 2036 --------							
-------- YEAR 2037 --------							
-------- YEAR 2038 --------							
-------- YEAR 2039 --------							
-------- YEAR 2040 --------							

========== SEASON 6 JUNE ==========

THERMAL UNIT	102 UPC_NCCS 1	103 PC_UL_SU 1	104 UPC_RCCS 1	105 IGC_NCCS 1	106 IGCC GE 1	107 IGC_RCCS 1	108 CC 2X1FB 1
-------- YEAR 2011 --------							
SEASONAL HEAT RATE PROFILE	0	0	0	0	0	0	0
-------- YEAR 2012 --------							
-------- YEAR 2013 --------							
-------- YEAR 2014 --------							
-------- YEAR 2015 --------							
-------- YEAR 2016 --------							
-------- YEAR 2017 --------							
-------- YEAR 2018 --------							
-------- YEAR 2019 --------							
-------- YEAR 2020 --------							
-------- YEAR 2021 --------							
-------- YEAR 2022 --------							
-------- YEAR 2023 --------							
-------- YEAR 2024 --------							
-------- YEAR 2025 --------							
-------- YEAR 2026 --------							
-------- YEAR 2027 --------							
-------- YEAR 2028 --------							
-------- YEAR 2029 --------							
-------- YEAR 2030 --------							
-------- YEAR 2031 --------							
-------- YEAR 2032 --------							
-------- YEAR 2033 --------							
-------- YEAR 2034 --------							
-------- YEAR 2035 --------							
-------- YEAR 2036 --------							
-------- YEAR 2037 --------							
-------- YEAR 2038 --------							
-------- YEAR 2039 --------							
-------- YEAR 2040 --------							

========== SEASON 6 JUNE ==========

THERMAL UNIT	109 CC 2x1FA 1	110 CC 1x17H 1	111 BS2_CC 1	114 CT GE7FA 1	115 CT_GE7EA 1	124 BS2_FGD 2	125 BS1_FGD 1
-------- YEAR 2011 --------							
SEASONAL HEAT RATE PROFILE	0	0	182	0	0	0	0
-------- YEAR 2012 --------							
-------- YEAR 2013 --------							
-------- YEAR 2014 --------							
-------- YEAR 2015 --------							
-------- YEAR 2016 --------							

-------- YEAR 2017 --------

-------- YEAR 2018 --------

-------- YEAR 2019 --------

-------- YEAR 2020 --------

-------- YEAR 2021 --------

-------- YEAR 2022 --------

-------- YEAR 2023 --------

-------- YEAR 2024 --------

-------- YEAR 2025 --------

-------- YEAR 2026 --------

-------- YEAR 2027 --------

-------- YEAR 2028 --------

-------- YEAR 2029 --------

-------- YEAR 2030 --------

-------- YEAR 2031 --------

-------- YEAR 2032 --------

-------- YEAR 2033 --------

-------- YEAR 2034 --------

-------- YEAR 2035 --------

-------- YEAR 2036 --------

-------- YEAR 2037 --------

-------- YEAR 2038 --------

-------- YEAR 2039 --------

-------- YEAR 2040 --------

========== SEASON 6 JUNE ==========

THERMAL UNIT	126 CSV5_SCR 5	127 CSV6_SCR 6	129 CR1_NGCC 1	130 CR2_NGCC 2	131 MR5_NGCC 5	132 MR5_FGD 5	133 RP1D_IM 1
-------- YEAR 2011 --------							
SEASONAL HEAT RATE PROFILE	0	0	0	0	0	0	0

-------- YEAR 2012 --------

-------- YEAR 2013 --------

-------- YEAR 2014 --------

NOTE: DATA DISPLAYED AFTER 2011 ONLY IF
VALUE CHANGED FROM PREVIOUS YEAR.

AEP EAST
GENERATION AND FUEL MODULE
INPUT SUMMARY REPORT

QUALIFIER = GAF.INPUT.THERMAL UNIT.

========== SEASON 6 JUNE ==========

THERMAL UNIT	126 CSV5_SCR 5	127 CSV6_SCR 6	129 CR1_NGCC 1	130 CR2_NGCC 2	131 MR5_NGCC 5	132 MR5_FGD 5	133 RP1D_IM 1
-------- YEAR 2015 --------							
-------- YEAR 2016 --------							
-------- YEAR 2017 --------							
-------- YEAR 2018 --------							
-------- YEAR 2019 --------							
-------- YEAR 2020 --------							
-------- YEAR 2021 --------							
-------- YEAR 2022 --------							
-------- YEAR 2023 --------							
-------- YEAR 2024 --------							
-------- YEAR 2025 --------							
-------- YEAR 2026 --------							
-------- YEAR 2027 --------							
-------- YEAR 2028 --------							
-------- YEAR 2029 --------							
-------- YEAR 2030 --------							
-------- YEAR 2031 --------							
-------- YEAR 2032 --------							
-------- YEAR 2033 --------							
-------- YEAR 2034 --------							
-------- YEAR 2035 --------							
-------- YEAR 2036 --------							
-------- YEAR 2037 --------							
-------- YEAR 2038 --------							
-------- YEAR 2039 --------							
-------- YEAR 2040 --------							

========== SEASON 6 JUNE ==========

THERMAL UNIT	134 RP2D_IM 2	135 TAN4_FGD 4	136 RP1D_KP 1	137 RP2D_KP 2	144 TC4_ESP 4	145 A390% AP 3	146 A390%OP 3
-------- YEAR 2011 --------							
SEASONAL HEAT RATE PROFILE	0	0	0	0	0	0	0
-------- YEAR 2012 --------							
-------- YEAR 2013 --------							
-------- YEAR 2014 --------							
-------- YEAR 2015 --------							
-------- YEAR 2016 --------							
-------- YEAR 2017 --------							
-------- YEAR 2018 --------							
-------- YEAR 2019 --------							
-------- YEAR 2020 --------							
-------- YEAR 2021 --------							
-------- YEAR 2022 --------							
-------- YEAR 2023 --------							
-------- YEAR 2024 --------							
-------- YEAR 2025 --------							
-------- YEAR 2026 --------							
-------- YEAR 2027 --------							
-------- YEAR 2028 --------							

-------- YEAR 2029 --------

-------- YEAR 2030 --------

-------- YEAR 2031 --------

-------- YEAR 2032 --------

-------- YEAR 2033 --------

-------- YEAR 2034 --------

-------- YEAR 2035 --------

-------- YEAR 2036 --------

-------- YEAR 2037 --------

-------- YEAR 2038 --------

-------- YEAR 2039 --------

-------- YEAR 2040 --------

========== SEASON 6 JUNE ==========

THERMAL UNIT	147 MTN_90% 1	148 RPT1_90% 1	149 RPT2_90% 2	150 GV1_90% 1	151 GV2_90% 2	153 MTN_18% 1	154 CC_FA_KP 1
-------- YEAR 2011 --------							
SEASONAL HEAT RATE PROFILE	0	0	0	0	0	0	0
-------- YEAR 2012 --------							
-------- YEAR 2013 --------							
-------- YEAR 2014 --------							
SEASONAL HEAT RATE PROFILE	150	0	0	0	0	150	0
-------- YEAR 2015 --------							
SEASONAL HEAT RATE PROFILE	0	0	0	0	0	0	0
-------- YEAR 2016 --------							
-------- YEAR 2017 --------							
-------- YEAR 2018 --------							
-------- YEAR 2019 --------							
-------- YEAR 2020 --------							
-------- YEAR 2021 --------							
-------- YEAR 2022 --------							
-------- YEAR 2023 --------							
-------- YEAR 2024 --------							
-------- YEAR 2025 --------							

NOTE: DATA DISPLAYED AFTER 2011 ONLY IF
VALUE CHANGED FROM PREVIOUS YEAR.

AEP EAST
GENERATION AND FUEL MODULE
INPUT SUMMARY REPORT

QUALIFIER = GAF.INPUT.THERMAL UNIT.

========== SEASON 6 JUNE ==========

THERMAL UNIT	147	148	149	150	151	153	154
	MTN_90%	RPT1_90%	RPT2_90%	GV1_90%	GV2_90%	MTN_18%	CC_FA_KP
	1	1	2	1	2	1	1
-------- YEAR 2026 --------							
-------- YEAR 2027 --------							
-------- YEAR 2028 --------							
-------- YEAR 2029 --------							
-------- YEAR 2030 --------							
-------- YEAR 2031 --------							
-------- YEAR 2032 --------							
-------- YEAR 2033 --------							
-------- YEAR 2034 --------							
-------- YEAR 2035 --------							
-------- YEAR 2036 --------							
-------- YEAR 2037 --------							
-------- YEAR 2038 --------							
-------- YEAR 2039 --------							
-------- YEAR 2040 --------							

========== SEASON 6 JUNE ==========

THERMAL UNIT	155	156	157	158	159	160	161
	CT_OHIO	CC_OH	CT_I&M	CC_I&M	CT_APCO	CC_APCO	CT_KPCO
	1	1	1	1	1	1	1
-------- YEAR 2011 --------							
SEASONAL HEAT RATE PROFILE	0	0	0	0	0	0	0
-------- YEAR 2012 --------							
-------- YEAR 2013 --------							
-------- YEAR 2014 --------							
-------- YEAR 2015 --------							
-------- YEAR 2016 --------							
-------- YEAR 2017 --------							
-------- YEAR 2018 --------							
-------- YEAR 2019 --------							
-------- YEAR 2020 --------							
-------- YEAR 2021 --------							
-------- YEAR 2022 --------							
-------- YEAR 2023 --------							
-------- YEAR 2024 --------							
-------- YEAR 2025 --------							
-------- YEAR 2026 --------							
-------- YEAR 2027 --------							
-------- YEAR 2028 --------							
-------- YEAR 2029 --------							
-------- YEAR 2030 --------							
-------- YEAR 2031 --------							
-------- YEAR 2032 --------							
-------- YEAR 2033 --------							
-------- YEAR 2034 --------							
-------- YEAR 2035 --------							
-------- YEAR 2036 --------							
-------- YEAR 2037 --------							
-------- YEAR 2038 --------							
-------- YEAR 2039 --------							

-------- YEAR 2040 --------

========== SEASON 6 JUNE ==========

THERMAL UNIT	162 CC_KPCO 1	163 BS2 FGD 1	164 BS2 FGD 5	165 BS2 FGD 22	166 BS2 FGD 23	168 IGCC AP 1	169 PC_UL_AP 1
-------- YEAR 2011 --------							
SEASONAL HEAT RATE PROFILE	0	0	0	0	0	0	0

-------- YEAR 2012 --------

-------- YEAR 2013 --------

-------- YEAR 2014 --------

-------- YEAR 2015 --------

-------- YEAR 2016 --------

-------- YEAR 2017 --------

-------- YEAR 2018 --------

-------- YEAR 2019 --------

-------- YEAR 2020 --------

-------- YEAR 2021 --------

-------- YEAR 2022 --------

-------- YEAR 2023 --------

-------- YEAR 2024 --------

-------- YEAR 2025 --------

-------- YEAR 2026 --------

-------- YEAR 2027 --------

-------- YEAR 2028 --------

-------- YEAR 2029 --------

-------- YEAR 2030 --------

-------- YEAR 2031 --------

-------- YEAR 2032 --------

-------- YEAR 2033 --------

-------- YEAR 2034 --------

-------- YEAR 2035 --------

-------- YEAR 2036 --------

-------- YEAR 2037 --------

NOTE: DATA DISPLAYED AFTER 2011 ONLY IF
VALUE CHANGED FROM PREVIOUS YEAR.

AEP EAST
GENERATION AND FUEL MODULE
INPUT SUMMARY REPORT

QUALIFIER = GAF.INPUT.THERMAL UNIT.

========== SEASON 6 JUNE ==========

THERMAL UNIT	162	163	164	165	166	168	169
	CC_KPCO	BS2 FGD	BS2 FGD	BS2 FGD	BS2 FGD	IGCC AP	PC_UL_AP
	1	1	5	22	23	1	1
-------- YEAR 2038 --------							
-------- YEAR 2039 --------							
-------- YEAR 2040 --------							

========== SEASON 6 JUNE ==========

THERMAL UNIT	170	171	172	173	174	175	176
	Nuke_AP	IGCC IM	PC_UL_IM	NUKE_IM	IGCC KP	PC_UL_KP	NUKE_KP
	1	1	1	1	1	1	1
-------- YEAR 2011 --------							
SEASONAL HEAT RATE PROFILE	0	0	0	0	0	0	0
-------- YEAR 2012 --------							
-------- YEAR 2013 --------							
-------- YEAR 2014 --------							
-------- YEAR 2015 --------							
-------- YEAR 2016 --------							
-------- YEAR 2017 --------							
-------- YEAR 2018 --------							
-------- YEAR 2019 --------							
-------- YEAR 2020 --------							
-------- YEAR 2021 --------							
-------- YEAR 2022 --------							
-------- YEAR 2023 --------							
-------- YEAR 2024 --------							
-------- YEAR 2025 --------							
-------- YEAR 2026 --------							
-------- YEAR 2027 --------							
-------- YEAR 2028 --------							
-------- YEAR 2029 --------							
-------- YEAR 2030 --------							
-------- YEAR 2031 --------							
-------- YEAR 2032 --------							
-------- YEAR 2033 --------							
-------- YEAR 2034 --------							
-------- YEAR 2035 --------							
-------- YEAR 2036 --------							
-------- YEAR 2037 --------							
-------- YEAR 2038 --------							
-------- YEAR 2039 --------							
-------- YEAR 2040 --------							

========== SEASON 6 JUNE ==========

THERMAL UNIT	177	178	179	181	182	183	184
	IGCC OH	PC_UL_OH	NUKE OH	RP1D_03	RP1D_04	RP1D_08	RP1D_20
	1	1	1	1	1	1	1
-------- YEAR 2011 --------							
SEASONAL HEAT RATE PROFILE	0	0	0	0	0	0	0
-------- YEAR 2012 --------							
-------- YEAR 2013 --------							
-------- YEAR 2014 --------							
-------- YEAR 2015 --------							
-------- YEAR 2016 --------							
-------- YEAR 2017 --------							
-------- YEAR 2018 --------							

-------- YEAR 2019 --------

-------- YEAR 2020 --------

-------- YEAR 2021 --------

-------- YEAR 2022 --------

-------- YEAR 2023 --------

-------- YEAR 2024 --------

-------- YEAR 2025 --------

-------- YEAR 2026 --------

-------- YEAR 2027 --------

-------- YEAR 2028 --------

-------- YEAR 2029 --------

-------- YEAR 2030 --------

-------- YEAR 2031 --------

-------- YEAR 2032 --------

-------- YEAR 2033 --------

-------- YEAR 2034 --------

-------- YEAR 2035 --------

-------- YEAR 2036 --------

-------- YEAR 2037 --------

-------- YEAR 2038 --------

-------- YEAR 2039 --------

-------- YEAR 2040 --------

========== SEASON 6 JUNE ==========

THERMAL UNIT	186	187	188	189	190	191	223
	RP1TR_IM	RP2TR_IM	RP1TR_KP	RP2TR_KP	T4_TRONA	T4_TRCCR	MR_STKR1
	1	2	1	2	4	4	1
-------- YEAR 2011 --------							
SEASONAL HEAT RATE PROFILE	0	0	0	0	0	0	0

-------- YEAR 2012 --------

-------- YEAR 2013 --------

-------- YEAR 2014 --------

-------- YEAR 2015 --------

-------- YEAR 2016 --------

NOTE: DATA DISPLAYED AFTER 2011 ONLY IF
VALUE CHANGED FROM PREVIOUS YEAR.

AEP EAST
GENERATION AND FUEL MODULE
INPUT SUMMARY REPORT

QUALIFIER = GAF.INPUT.THERMAL UNIT.

========== SEASON 6 JUNE ==========

THERMAL UNIT	186 RP1TR_IM 1	187 RP2TR_IM 2	188 RP1TR_KP 1	189 RP2TR_KP 2	190 T4_TRONA 4	191 T4_TRCCR 4	223 MR_STKR1 1
-------- YEAR 2017 --------							
-------- YEAR 2018 --------							
-------- YEAR 2019 --------							
-------- YEAR 2020 --------							
-------- YEAR 2021 --------							
-------- YEAR 2022 --------							
-------- YEAR 2023 --------							
-------- YEAR 2024 --------							
-------- YEAR 2025 --------							
-------- YEAR 2026 --------							
-------- YEAR 2027 --------							
-------- YEAR 2028 --------							
-------- YEAR 2029 --------							
-------- YEAR 2030 --------							
-------- YEAR 2031 --------							
-------- YEAR 2032 --------							
-------- YEAR 2033 --------							
-------- YEAR 2034 --------							
-------- YEAR 2035 --------							
-------- YEAR 2036 --------							
-------- YEAR 2037 --------							
-------- YEAR 2038 --------							
-------- YEAR 2039 --------							
-------- YEAR 2040 --------							

========== SEASON 6 JUNE ==========

THERMAL UNIT	224 MR_STKR2 1	228 AMS3_SI 3	229 BS2_SI 2	230 MR5_CF 5	231 MR5_SI 5	232 RPT1_CF 1	233 RPT2_CF 2
-------- YEAR 2011 --------							
SEASONAL HEAT RATE PROFILE	0	0	0	0	0	0	0
-------- YEAR 2012 --------							
-------- YEAR 2013 --------							
-------- YEAR 2014 --------							
-------- YEAR 2015 --------							
-------- YEAR 2016 --------							
-------- YEAR 2017 --------							
-------- YEAR 2018 --------							
-------- YEAR 2019 --------							
-------- YEAR 2020 --------							
-------- YEAR 2021 --------							
-------- YEAR 2022 --------							
-------- YEAR 2023 --------							
-------- YEAR 2024 --------							
-------- YEAR 2025 --------							
-------- YEAR 2026 --------							
-------- YEAR 2027 --------							
-------- YEAR 2028 --------							
-------- YEAR 2029 --------							
-------- YEAR 2030 --------							

-------- YEAR 2031 --------

-------- YEAR 2032 --------

-------- YEAR 2033 --------

-------- YEAR 2034 --------

-------- YEAR 2035 --------

-------- YEAR 2036 --------

-------- YEAR 2037 --------

-------- YEAR 2038 --------

-------- YEAR 2039 --------

-------- YEAR 2040 --------

========== SEASON 6 JUNE ==========

THERMAL UNIT	234 RPT1_SI	235 RPT2_SI	251 DC1_HPT	252 DC1_IS	253 DC1_EFF	254 DC1_17	255 DC1_3800
	1	2	1	1	1	1	1
-------- YEAR 2011 --------							
SEASONAL HEAT RATE PROFILE	0	0	0	0	0	0	0

-------- YEAR 2012 --------

-------- YEAR 2013 --------

-------- YEAR 2014 --------

-------- YEAR 2015 --------

-------- YEAR 2016 --------

-------- YEAR 2017 --------

-------- YEAR 2018 --------

-------- YEAR 2019 --------

-------- YEAR 2020 --------

-------- YEAR 2021 --------

-------- YEAR 2022 --------

-------- YEAR 2023 --------

-------- YEAR 2024 --------

-------- YEAR 2025 --------

-------- YEAR 2026 --------

-------- YEAR 2027 --------

-------- YEAR 2028 --------

NOTE: DATA DISPLAYED AFTER 2011 ONLY IF
VALUE CHANGED FROM PREVIOUS YEAR.

AEP EAST
GENERATION AND FUEL MODULE
INPUT SUMMARY REPORT

QUALIFIER = GAF.INPUT.THERMAL UNIT.

========== SEASON 6 JUNE ==========

THERMAL UNIT	234 RPT1_SI	235 RPT2_SI	251 DC1_HPT	252 DC1_IS	253 DC1_EFF	254 DC1_17	255 DC1_3800
	1	2	1	1	1	1	1
-------- YEAR 2029 --------							
-------- YEAR 2030 --------							
-------- YEAR 2031 --------							
-------- YEAR 2032 --------							
-------- YEAR 2033 --------							
-------- YEAR 2034 --------							
-------- YEAR 2035 --------							
-------- YEAR 2036 --------							
-------- YEAR 2037 --------							
-------- YEAR 2038 --------							
-------- YEAR 2039 --------							
-------- YEAR 2040 --------							

========== SEASON 6 JUNE ==========

THERMAL UNIT	257 DC2_HPT	258 DC2_EFF	259 DC2_SPU	260 DC2_3800	269 BIGSD_15	270 BIGSD_GP	271 CLN_Q_HM
	2	2	2	2	1	1	1
-------- YEAR 2011 --------							
SEASONAL HEAT RATE PROFILE	0	0	0	0	0	0	0
-------- YEAR 2012 --------							
-------- YEAR 2013 --------							
-------- YEAR 2014 --------							
-------- YEAR 2015 --------							
-------- YEAR 2016 --------							
-------- YEAR 2017 --------							
-------- YEAR 2018 --------							
-------- YEAR 2019 --------							
-------- YEAR 2020 --------							
-------- YEAR 2021 --------							
-------- YEAR 2022 --------							
-------- YEAR 2023 --------							
-------- YEAR 2024 --------							
-------- YEAR 2025 --------							
-------- YEAR 2026 --------							
-------- YEAR 2027 --------							
-------- YEAR 2028 --------							
-------- YEAR 2029 --------							
-------- YEAR 2030 --------							
-------- YEAR 2031 --------							
-------- YEAR 2032 --------							
-------- YEAR 2033 --------							
-------- YEAR 2034 --------							
-------- YEAR 2035 --------							
-------- YEAR 2036 --------							
-------- YEAR 2037 --------							
-------- YEAR 2038 --------							
-------- YEAR 2039 --------							
-------- YEAR 2040 --------							

========== SEASON 6 JUNE ==========

THERMAL UNIT	272 CLN_Q_15	273 CLN_Q_HM	274 CLN_Q_15	275 CLN_Q_HM	276 CLN_Q_15	277 CVL_3_HM	278 CVL_3_10
	1	2	2	3	3	3	3

-------- YEAR 2011 --------							
SEASONAL HEAT RATE PROFILE	0	0	0	0	0	0	0
-------- YEAR 2012 --------							
-------- YEAR 2013 --------							
-------- YEAR 2014 --------							
-------- YEAR 2015 --------							
-------- YEAR 2016 --------							
-------- YEAR 2017 --------							
-------- YEAR 2018 --------							
-------- YEAR 2019 --------							
-------- YEAR 2020 --------							
-------- YEAR 2021 --------							
-------- YEAR 2022 --------							
-------- YEAR 2023 --------							
-------- YEAR 2024 --------							
-------- YEAR 2025 --------							
-------- YEAR 2026 --------							
-------- YEAR 2027 --------							
-------- YEAR 2028 --------							
-------- YEAR 2029 --------							
-------- YEAR 2030 --------							
-------- YEAR 2031 --------							
-------- YEAR 2032 --------							
-------- YEAR 2033 --------							
-------- YEAR 2034 --------							
-------- YEAR 2035 --------							
-------- YEAR 2036 --------							
-------- YEAR 2037 --------							
-------- YEAR 2038 --------							
-------- YEAR 2039 --------							
-------- YEAR 2040 --------							

NOTE: DATA DISPLAYED AFTER 2011 ONLY IF
VALUE CHANGED FROM PREVIOUS YEAR.

AEP EAST
GENERATION AND FUEL MODULE
INPUT SUMMARY REPORT

QUALIFIER = GAF.INPUT.THERMAL UNIT.

========== SEASON 6 JUNE ==========

THERMAL UNIT	279 GLN_5_HM 5	280 GLN_5_15 5	281 GLN_6_HM 6	282 GLN_6_15 6	283 KMR_F_HM 1	284 KMR_F_GP 1	285 KMR_F_HM 2
-------- YEAR 2011 --------							
SEASONAL HEAT RATE PROFILE	0	0	0	0	0	0	0
-------- YEAR 2012 --------							
-------- YEAR 2013 --------							
-------- YEAR 2014 --------							
-------- YEAR 2015 --------							
-------- YEAR 2016 --------							
-------- YEAR 2017 --------							
-------- YEAR 2018 --------							
-------- YEAR 2019 --------							
-------- YEAR 2020 --------							
-------- YEAR 2021 --------							
-------- YEAR 2022 --------							
-------- YEAR 2023 --------							
-------- YEAR 2024 --------							
-------- YEAR 2025 --------							
-------- YEAR 2026 --------							
-------- YEAR 2027 --------							
-------- YEAR 2028 --------							
-------- YEAR 2029 --------							
-------- YEAR 2030 --------							
-------- YEAR 2031 --------							
-------- YEAR 2032 --------							
-------- YEAR 2033 --------							
-------- YEAR 2034 --------							
-------- YEAR 2035 --------							
-------- YEAR 2036 --------							
-------- YEAR 2037 --------							
-------- YEAR 2038 --------							
-------- YEAR 2039 --------							
-------- YEAR 2040 --------							

========== SEASON 6 JUNE ==========

THERMAL UNIT	286 KMR_F_GP 2	287 KMR_F_HM 3	288 KMR_F_GP 3	289 KWA_1_HM 1	290 KWA_1_15 1	291 KWA_2_HM 2	292 KWA_2_15 2
-------- YEAR 2011 --------							
SEASONAL HEAT RATE PROFILE	0	0	0	0	0	0	0
-------- YEAR 2012 --------							
-------- YEAR 2013 --------							
-------- YEAR 2014 --------							
-------- YEAR 2015 --------							
-------- YEAR 2016 --------							
-------- YEAR 2017 --------							
-------- YEAR 2018 --------							
-------- YEAR 2019 --------							
-------- YEAR 2020 --------							
-------- YEAR 2021 --------							
-------- YEAR 2022 --------							
-------- YEAR 2023 --------							
-------- YEAR 2024 --------							

-------- YEAR 2025 --------

-------- YEAR 2026 --------

-------- YEAR 2027 --------

-------- YEAR 2028 --------

-------- YEAR 2029 --------

-------- YEAR 2030 --------

-------- YEAR 2031 --------

-------- YEAR 2032 --------

-------- YEAR 2033 --------

-------- YEAR 2034 --------

-------- YEAR 2035 --------

-------- YEAR 2036 --------

-------- YEAR 2037 --------

-------- YEAR 2038 --------

-------- YEAR 2039 --------

-------- YEAR 2040 --------

========== SEASON 6 JUNE ==========

THERMAL UNIT	293 MSKR1_HM 1	294 MSKR1_12 1	295 MSKR2_HM 2	296 MSKR2_12 2	297 MSKR3_GP 3	298 MR3HM_12 3	299 MSKR4_GP 4
-------- YEAR 2011 --------							
SEASONAL HEAT RATE PROFILE	0	0	0	0	0	0	0

-------- YEAR 2012 --------

-------- YEAR 2013 --------

-------- YEAR 2014 --------

-------- YEAR 2015 --------

-------- YEAR 2016 --------

-------- YEAR 2017 --------

-------- YEAR 2018 --------

-------- YEAR 2019 --------

-------- YEAR 2020 --------

-------- YEAR 2021 --------

-------- YEAR 2022 --------

NOTE: DATA DISPLAYED AFTER 2011 ONLY IF
VALUE CHANGED FROM PREVIOUS YEAR.

AEP EAST
GENERATION AND FUEL MODULE
INPUT SUMMARY REPORT

QUALIFIER = GAF.INPUT.THERMAL UNIT.

========== SEASON 6 JUNE ==========

THERMAL UNIT	293 MSKR1_HM 1	294 MSKR1_12 1	295 MSKR2_HM 2	296 MSKR2_12 2	297 MSKR3_GP 3	298 MR3HM_12 3	299 MSKR4_GP 4
-------- YEAR 2023 --------							
-------- YEAR 2024 --------							
-------- YEAR 2025 --------							
-------- YEAR 2026 --------							
-------- YEAR 2027 --------							
-------- YEAR 2028 --------							
-------- YEAR 2029 --------							
-------- YEAR 2030 --------							
-------- YEAR 2031 --------							
-------- YEAR 2032 --------							
-------- YEAR 2033 --------							
-------- YEAR 2034 --------							
-------- YEAR 2035 --------							
-------- YEAR 2036 --------							
-------- YEAR 2037 --------							
-------- YEAR 2038 --------							
-------- YEAR 2039 --------							
-------- YEAR 2040 --------							

========== SEASON 6 JUNE ==========

THERMAL UNIT	300 M4HM_12 4	301 PICWY_HM 5	302 PICWY_GP 5	303 SP1_F_HM 1	304 SP1_F_15 1	305 SP2_F_HM 2	306 SP2_F_15 2
-------- YEAR 2011 --------							
SEASONAL HEAT RATE PROFILE	0	0	0	0	0	0	0
-------- YEAR 2012 --------							
-------- YEAR 2013 --------							
-------- YEAR 2014 --------							
-------- YEAR 2015 --------							
-------- YEAR 2016 --------							
-------- YEAR 2017 --------							
-------- YEAR 2018 --------							
-------- YEAR 2019 --------							
-------- YEAR 2020 --------							
-------- YEAR 2021 --------							
-------- YEAR 2022 --------							
-------- YEAR 2023 --------							
-------- YEAR 2024 --------							
-------- YEAR 2025 --------							
-------- YEAR 2026 --------							
-------- YEAR 2027 --------							
-------- YEAR 2028 --------							
-------- YEAR 2029 --------							
-------- YEAR 2030 --------							
-------- YEAR 2031 --------							
-------- YEAR 2032 --------							
-------- YEAR 2033 --------							
-------- YEAR 2034 --------							
-------- YEAR 2035 --------							
-------- YEAR 2036 --------							

-------- YEAR 2037 --------

-------- YEAR 2038 --------

-------- YEAR 2039 --------

-------- YEAR 2040 --------

========== SEASON 6 JUNE ==========

THERMAL UNIT	307	308	309	310	311	312	313
	SP3_Q_HM	SP3_Q_15	SP4_Q_HM	SP4_Q_15	SP5_HM	SP5_15	TNR_F_HM
	3	3	4	4	5	5	1
-------- YEAR 2011 --------							
SEASONAL HEAT RATE PROFILE	0	0	0	0	0	0	0

-------- YEAR 2012 --------

-------- YEAR 2013 --------

-------- YEAR 2014 --------

-------- YEAR 2015 --------

-------- YEAR 2016 --------

-------- YEAR 2017 --------

-------- YEAR 2018 --------

-------- YEAR 2019 --------

-------- YEAR 2020 --------

-------- YEAR 2021 --------

-------- YEAR 2022 --------

-------- YEAR 2023 --------

-------- YEAR 2024 --------

-------- YEAR 2025 --------

-------- YEAR 2026 --------

-------- YEAR 2027 --------

-------- YEAR 2028 --------

-------- YEAR 2029 --------

-------- YEAR 2030 --------

-------- YEAR 2031 --------

-------- YEAR 2032 --------

-------- YEAR 2033 --------

-------- YEAR 2034 --------

NOTE: DATA DISPLAYED AFTER 2011 ONLY IF
VALUE CHANGED FROM PREVIOUS YEAR.

AEP EAST
GENERATION AND FUEL MODULE
INPUT SUMMARY REPORT

QUALIFIER = GAF.INPUT.THERMAL UNIT.

========== SEASON 6 JUNE ==========

THERMAL UNIT	307	308	309	310	311	312	313
	SP3_Q_HM	SP3_Q_15	SP4_Q_HM	SP4_Q_15	SP5_HM	SP5_15	TNR_F_HM
	3	3	4	4	5	5	1
-------- YEAR 2035 --------							
-------- YEAR 2036 --------							
-------- YEAR 2037 --------							
-------- YEAR 2038 --------							
-------- YEAR 2039 --------							
-------- YEAR 2040 --------							

========== SEASON 6 JUNE ==========

THERMAL UNIT	314	315	316	317	318	319	320
	TNR_F_15	TNR_F_HM	TNR_F_15	TNR_F_HM	TNR_F_15	PW_GP_15	RHills 1
	1	2	2	3	3	5	1
-------- YEAR 2011 --------							
SEASONAL HEAT RATE PROFILE	0	0	0	0	0	0	0
-------- YEAR 2012 --------							
-------- YEAR 2013 --------							
-------- YEAR 2014 --------							
-------- YEAR 2015 --------							
-------- YEAR 2016 --------							
-------- YEAR 2017 --------							
-------- YEAR 2018 --------							
-------- YEAR 2019 --------							
-------- YEAR 2020 --------							
-------- YEAR 2021 --------							
-------- YEAR 2022 --------							
-------- YEAR 2023 --------							
-------- YEAR 2024 --------							
-------- YEAR 2025 --------							
-------- YEAR 2026 --------							
-------- YEAR 2027 --------							
-------- YEAR 2028 --------							
-------- YEAR 2029 --------							
-------- YEAR 2030 --------							
-------- YEAR 2031 --------							
-------- YEAR 2032 --------							
-------- YEAR 2033 --------							
-------- YEAR 2034 --------							
-------- YEAR 2035 --------							
-------- YEAR 2036 --------							
-------- YEAR 2037 --------							
-------- YEAR 2038 --------							
-------- YEAR 2039 --------							
-------- YEAR 2040 --------							

========== SEASON 6 JUNE ==========

THERMAL UNIT	500	501	502	503	958	959	960
	DUMMY_OP	DUMMY_IM	DUMMY_AP	DUMMY_KP	CC_KPCO	RP2D_KP	RP2D_IM
	0	0	0	0	958	959	960
-------- YEAR 2011 --------							
SEASONAL HEAT RATE PROFILE	0	0	0	0	0	0	0
-------- YEAR 2012 --------							
-------- YEAR 2013 --------							
-------- YEAR 2014 --------							
-------- YEAR 2015 --------							

-------- YEAR 2016 --------

-------- YEAR 2017 --------

-------- YEAR 2018 --------

-------- YEAR 2019 --------

-------- YEAR 2020 --------

-------- YEAR 2021 --------

-------- YEAR 2022 --------

-------- YEAR 2023 --------

-------- YEAR 2024 --------

-------- YEAR 2025 --------

-------- YEAR 2026 --------

-------- YEAR 2027 --------

-------- YEAR 2028 --------

-------- YEAR 2029 --------

-------- YEAR 2030 --------

-------- YEAR 2031 --------

-------- YEAR 2032 --------

-------- YEAR 2033 --------

-------- YEAR 2034 --------

-------- YEAR 2035 --------

-------- YEAR 2036 --------

-------- YEAR 2037 --------

-------- YEAR 2038 --------

-------- YEAR 2039 --------

-------- YEAR 2040 --------

========== SEASON 6 JUNE ==========

THERMAL UNIT	961 CSV6_SCR 961	962 CSV5_SCR 962	963 DUMMY_OP 963	964 DUMMY_OP 964	965 RP1D_03 965	966 RP1D_KP 966	967 BS2 FGD 967
-------- YEAR 2011 --------							
SEASONAL HEAT RATE PROFILE	0	0	0	0	0	0	0
-------- YEAR 2012 --------							
-------- YEAR 2013 --------							

NOTE: DATA DISPLAYED AFTER 2011 ONLY IF
VALUE CHANGED FROM PREVIOUS YEAR.

AEP EAST
GENERATION AND FUEL MODULE
INPUT SUMMARY REPORT

QUALIFIER = GAF.INPUT.THERMAL UNIT.

========== SEASON 6 JUNE ==========

THERMAL UNIT	961	962	963	964	965	966	967
	CSV6_SCR	CSV5_SCR	DUMMY_OP	DUMMY_OP	RP1D_03	RP1D_KP	BS2 FGD
	961	962	963	964	965	966	967
-------- YEAR 2014 --------							
-------- YEAR 2015 --------							
-------- YEAR 2016 --------							
-------- YEAR 2017 --------							
-------- YEAR 2018 --------							
-------- YEAR 2019 --------							
-------- YEAR 2020 --------							
-------- YEAR 2021 --------							
-------- YEAR 2022 --------							
-------- YEAR 2023 --------							
-------- YEAR 2024 --------							
-------- YEAR 2025 --------							
-------- YEAR 2026 --------							
-------- YEAR 2027 --------							
-------- YEAR 2028 --------							
-------- YEAR 2029 --------							
-------- YEAR 2030 --------							
-------- YEAR 2031 --------							
-------- YEAR 2032 --------							
-------- YEAR 2033 --------							
-------- YEAR 2034 --------							
-------- YEAR 2035 --------							
-------- YEAR 2036 --------							
-------- YEAR 2037 --------							
-------- YEAR 2038 --------							
-------- YEAR 2039 --------							
-------- YEAR 2040 --------							

========== SEASON 6 JUNE ==========

THERMAL UNIT	968	969	970	971	972	973	974
	CR2_NGCC	CR1_NGCC	MR5_NGCC	DUMMY_OP	DUMMY_OP	DUMMY_OP	DUMMY_OP
	968	969	970	971	972	973	974
-------- YEAR 2011 --------							
SEASONAL HEAT RATE PROFILE	0	0	0	0	0	0	0
-------- YEAR 2012 --------							
-------- YEAR 2013 --------							
-------- YEAR 2014 --------							
-------- YEAR 2015 --------							
-------- YEAR 2016 --------							
-------- YEAR 2017 --------							
-------- YEAR 2018 --------							
-------- YEAR 2019 --------							
-------- YEAR 2020 --------							
-------- YEAR 2021 --------							
-------- YEAR 2022 --------							
-------- YEAR 2023 --------							
-------- YEAR 2024 --------							
-------- YEAR 2025 --------							
-------- YEAR 2026 --------							
-------- YEAR 2027 --------							

-------- YEAR 2028 --------

-------- YEAR 2029 --------

-------- YEAR 2030 --------

-------- YEAR 2031 --------

-------- YEAR 2032 --------

-------- YEAR 2033 --------

-------- YEAR 2034 --------

-------- YEAR 2035 --------

-------- YEAR 2036 --------

-------- YEAR 2037 --------

-------- YEAR 2038 --------

-------- YEAR 2039 --------

-------- YEAR 2040 --------

========== SEASON 6 JUNE ==========

THERMAL UNIT	975	976	977	978	979	980	981
	DUMMY_OP 975	DUMMY_OP 976	DUMMY_OP 977	DUMMY_OP 978	DUMMY_OP 979	DUMMY_OP 980	DUMMY_OP 981
-------- YEAR 2011 --------							
SEASONAL HEAT RATE PROFILE	0	0	0	0	0	0	0

-------- YEAR 2012 --------

-------- YEAR 2013 --------

-------- YEAR 2014 --------

-------- YEAR 2015 --------

-------- YEAR 2016 --------

-------- YEAR 2017 --------

-------- YEAR 2018 --------

-------- YEAR 2019 --------

-------- YEAR 2020 --------

-------- YEAR 2021 --------

-------- YEAR 2022 --------

-------- YEAR 2023 --------

-------- YEAR 2024 --------

-------- YEAR 2025 --------

NOTE: DATA DISPLAYED AFTER 2011 ONLY IF
VALUE CHANGED FROM PREVIOUS YEAR.

AEP EAST
GENERATION AND FUEL MODULE
INPUT SUMMARY REPORT

QUALIFIER = GAF.INPUT.THERMAL UNIT.

========== SEASON 6 JUNE ==========

THERMAL UNIT	975 DUMMY_OP 975	976 DUMMY_OP 976	977 DUMMY_OP 977	978 DUMMY_OP 978	979 DUMMY_OP 979	980 DUMMY_OP 980	981 DUMMY_OP 981
-------- YEAR 2026 --------							
-------- YEAR 2027 --------							
-------- YEAR 2028 --------							
-------- YEAR 2029 --------							
-------- YEAR 2030 --------							
-------- YEAR 2031 --------							
-------- YEAR 2032 --------							
-------- YEAR 2033 --------							
-------- YEAR 2034 --------							
-------- YEAR 2035 --------							
-------- YEAR 2036 --------							
-------- YEAR 2037 --------							
-------- YEAR 2038 --------							
-------- YEAR 2039 --------							
-------- YEAR 2040 --------							

========== SEASON 6 JUNE ==========

THERMAL UNIT	982 DUMMY_OP 982	983 DUMMY_OP 983	984 DUMMY_OP 984	985 DUMMY_OP 985	986 DUMMY_OP 986	987 DUMMY_OP 987	988 DUMMY_OP 988
-------- YEAR 2011 --------							
SEASONAL HEAT RATE PROFILE	0	0	0	0	0	0	0
-------- YEAR 2012 --------							
-------- YEAR 2013 --------							
-------- YEAR 2014 --------							
-------- YEAR 2015 --------							
-------- YEAR 2016 --------							
-------- YEAR 2017 --------							
-------- YEAR 2018 --------							
-------- YEAR 2019 --------							
-------- YEAR 2020 --------							
-------- YEAR 2021 --------							
-------- YEAR 2022 --------							
-------- YEAR 2023 --------							
-------- YEAR 2024 --------							
-------- YEAR 2025 --------							
-------- YEAR 2026 --------							
-------- YEAR 2027 --------							
-------- YEAR 2028 --------							
-------- YEAR 2029 --------							
-------- YEAR 2030 --------							
-------- YEAR 2031 --------							
-------- YEAR 2032 --------							
-------- YEAR 2033 --------							
-------- YEAR 2034 --------							
-------- YEAR 2035 --------							
-------- YEAR 2036 --------							
-------- YEAR 2037 --------							
-------- YEAR 2038 --------							
-------- YEAR 2039 --------							

-------- YEAR 2040 --------

========== SEASON 6 JUNE ==========

THERMAL UNIT	989 DUMMY_OP 989	990 DUMMY_OP 990	991 DUMMY_OP 991	992 DUMMY_OP 992	993 DUMMY_OP 993	994 DUMMY_OP 994	995 DUMMY_OP 995
-------- YEAR 2011 --------							
SEASONAL HEAT RATE PROFILE	0	0	0	0	0	0	0
-------- YEAR 2012 --------							
-------- YEAR 2013 --------							
-------- YEAR 2014 --------							
-------- YEAR 2015 --------							
-------- YEAR 2016 --------							
-------- YEAR 2017 --------							
-------- YEAR 2018 --------							
-------- YEAR 2019 --------							
-------- YEAR 2020 --------							
-------- YEAR 2021 --------							
-------- YEAR 2022 --------							
-------- YEAR 2023 --------							
-------- YEAR 2024 --------							
-------- YEAR 2025 --------							
-------- YEAR 2026 --------							
-------- YEAR 2027 --------							
-------- YEAR 2028 --------							
-------- YEAR 2029 --------							
-------- YEAR 2030 --------							
-------- YEAR 2031 --------							
-------- YEAR 2032 --------							
-------- YEAR 2033 --------							
-------- YEAR 2034 --------							
-------- YEAR 2035 --------							
-------- YEAR 2036 --------							
-------- YEAR 2037 --------							

NOTE: DATA DISPLAYED AFTER 2011 ONLY IF
VALUE CHANGED FROM PREVIOUS YEAR.

AEP EAST
GENERATION AND FUEL MODULE
INPUT SUMMARY REPORT

QUALIFIER = GAF.INPUT.THERMAL UNIT.

========== SEASON 6 JUNE ==========

THERMAL UNIT	989	990	991	992	993	994	995
	DUMMY_OP	DUMMY_OP	DUMMY_OP	DUMMY_OP	DUMMY_OP	DUMMY_OP	DUMMY_OP
	989	990	991	992	993	994	995
-------- YEAR 2038 --------							
-------- YEAR 2039 --------							
-------- YEAR 2040 --------							

========== SEASON 6 JUNE ==========

THERMAL UNIT	996	997	998	999
	T4_TRONA	RP2TR_KP	RP2TR_IM	DUMMY_OP
	996	997	998	999
-------- YEAR 2011 --------				
SEASONAL HEAT RATE PROFILE	0	0	0	0
-------- YEAR 2012 --------				
-------- YEAR 2013 --------				
-------- YEAR 2014 --------				
-------- YEAR 2015 --------				
-------- YEAR 2016 --------				
-------- YEAR 2017 --------				
-------- YEAR 2018 --------				
-------- YEAR 2019 --------				
-------- YEAR 2020 --------				
-------- YEAR 2021 --------				
-------- YEAR 2022 --------				
-------- YEAR 2023 --------				
-------- YEAR 2024 --------				
-------- YEAR 2025 --------				
-------- YEAR 2026 --------				
-------- YEAR 2027 --------				
-------- YEAR 2028 --------				
-------- YEAR 2029 --------				
-------- YEAR 2030 --------				
-------- YEAR 2031 --------				
-------- YEAR 2032 --------				
-------- YEAR 2033 --------				
-------- YEAR 2034 --------				
-------- YEAR 2035 --------				
-------- YEAR 2036 --------				
-------- YEAR 2037 --------				
-------- YEAR 2038 --------				
-------- YEAR 2039 --------				
-------- YEAR 2040 --------				

========== SEASON 7 JULY ==========

THERMAL UNIT	1	2	3	4	5	6	7
	AMOS	AMOS	AMOS_OP	BECKJORD	BIG SAND	BIG SAND	CARD 1+2
	1	2	3	6	1	2	1
-------- YEAR 2011 --------							
SEASONAL HEAT RATE PROFILE	0	0	0	0	0	0	0
-------- YEAR 2012 --------							
-------- YEAR 2013 --------							
-------- YEAR 2014 --------							
-------- YEAR 2015 --------							
-------- YEAR 2016 --------							
-------- YEAR 2017 --------							
-------- YEAR 2018 --------							

-------- YEAR 2019 --------

-------- YEAR 2020 --------

-------- YEAR 2021 --------

-------- YEAR 2022 --------

-------- YEAR 2023 --------

-------- YEAR 2024 --------

-------- YEAR 2025 --------

-------- YEAR 2026 --------

-------- YEAR 2027 --------

-------- YEAR 2028 --------

-------- YEAR 2029 --------

-------- YEAR 2030 --------

-------- YEAR 2031 --------

-------- YEAR 2032 --------

-------- YEAR 2033 --------

-------- YEAR 2034 --------

-------- YEAR 2035 --------

-------- YEAR 2036 --------

-------- YEAR 2037 --------

-------- YEAR 2038 --------

-------- YEAR 2039 --------

-------- YEAR 2040 --------

========== SEASON 7 JULY ==========

THERMAL UNIT	8	9	10	11	12	13	14
	CARD 1+2	CARD 3	CLIFTY	CLIFTY	CLIFTY	CLIFTY	CLIFTY
	2	3	1	2	3	4	5
-------- YEAR 2011 --------							
SEASONAL HEAT RATE PROFILE	0	0	0	0	0	0	0

-------- YEAR 2012 --------

-------- YEAR 2013 --------

-------- YEAR 2014 --------

-------- YEAR 2015 --------

-------- YEAR 2016 --------

NOTE: DATA DISPLAYED AFTER 2011 ONLY IF
VALUE CHANGED FROM PREVIOUS YEAR.

AEP EAST
GENERATION AND FUEL MODULE
INPUT SUMMARY REPORT

QUALIFIER = GAF.INPUT.THERMAL UNIT.

========== SEASON 7 JULY ==========

THERMAL UNIT	8	9	10	11	12	13	14
	CARD 1+2	CARD 3	CLIFTY	CLIFTY	CLIFTY	CLIFTY	CLIFTY
	2	3	1	2	3	4	5
-------- YEAR 2017 --------							
-------- YEAR 2018 --------							
-------- YEAR 2019 --------							
-------- YEAR 2020 --------							
-------- YEAR 2021 --------							
-------- YEAR 2022 --------							
-------- YEAR 2023 --------							
-------- YEAR 2024 --------							
-------- YEAR 2025 --------							
-------- YEAR 2026 --------							
-------- YEAR 2027 --------							
-------- YEAR 2028 --------							
-------- YEAR 2029 --------							
-------- YEAR 2030 --------							
-------- YEAR 2031 --------							
-------- YEAR 2032 --------							
-------- YEAR 2033 --------							
-------- YEAR 2034 --------							
-------- YEAR 2035 --------							
-------- YEAR 2036 --------							
-------- YEAR 2037 --------							
-------- YEAR 2038 --------							
-------- YEAR 2039 --------							
-------- YEAR 2040 --------							

========== SEASON 7 JULY ==========

THERMAL UNIT	15	16	17	18	19	20	21
	CLIFTY	CLINCH R	CLINCH R	CLINCH R	ROCKP_KP	ROCKP_KP	CSVL 1-4
	6	1	2	3	1	2	3
-------- YEAR 2011 --------							
SEASONAL HEAT RATE PROFILE	0	0	0	0	0	0	0
-------- YEAR 2012 --------							
-------- YEAR 2013 --------							
-------- YEAR 2014 --------							
-------- YEAR 2015 --------							
-------- YEAR 2016 --------							
-------- YEAR 2017 --------							
-------- YEAR 2018 --------							
-------- YEAR 2019 --------							
-------- YEAR 2020 --------							
-------- YEAR 2021 --------							
-------- YEAR 2022 --------							
-------- YEAR 2023 --------							
-------- YEAR 2024 --------							
-------- YEAR 2025 --------							
-------- YEAR 2026 --------							
-------- YEAR 2027 --------							
-------- YEAR 2028 --------							
-------- YEAR 2029 --------							
-------- YEAR 2030 --------							

-------- YEAR 2031 --------

-------- YEAR 2032 --------

-------- YEAR 2033 --------

-------- YEAR 2034 --------

-------- YEAR 2035 --------

-------- YEAR 2036 --------

-------- YEAR 2037 --------

-------- YEAR 2038 --------

-------- YEAR 2039 --------

-------- YEAR 2040 --------

========== SEASON 7 JULY ==========

THERMAL UNIT	22 CSVL 1-4 4	23 CSVL 5+6 5	24 CSVL 5+6 6	25 D C COOK 1	26 D C COOK 2	27 GAVIN 1	28 GAVIN 2
-------- YEAR 2011 --------							
SEASONAL HEAT RATE PROFILE	0	0	0	0	0	0	19
-------- YEAR 2012 --------							
SEASONAL HEAT RATE PROFILE	0	0	0	0	0	0	0

-------- YEAR 2013 --------

-------- YEAR 2014 --------

-------- YEAR 2015 --------

-------- YEAR 2016 --------

-------- YEAR 2017 --------

-------- YEAR 2018 --------

-------- YEAR 2019 --------

-------- YEAR 2020 --------

-------- YEAR 2021 --------

-------- YEAR 2022 --------

-------- YEAR 2023 --------

-------- YEAR 2024 --------

-------- YEAR 2025 --------

-------- YEAR 2026 --------

-------- YEAR 2027 --------

-------- YEAR 2028 --------

NOTE: DATA DISPLAYED AFTER 2011 ONLY IF
VALUE CHANGED FROM PREVIOUS YEAR.

AEP EAST
GENERATION AND FUEL MODULE
INPUT SUMMARY REPORT

QUALIFIER = GAF.INPUT.THERMAL UNIT.

========== SEASON 7 JULY ==========

THERMAL UNIT	22	23	24	25	26	27	28
	CSVL 1-4	CSVL 5+6	CSVL 5+6	D C COOK	D C COOK	GAVIN	GAVIN
	4	5	6	1	2	1	2
-------- YEAR 2029 --------							
-------- YEAR 2030 --------							
-------- YEAR 2031 --------							
-------- YEAR 2032 --------							
-------- YEAR 2033 --------							
-------- YEAR 2034 --------							
-------- YEAR 2035 --------							
-------- YEAR 2036 --------							
-------- YEAR 2037 --------							
-------- YEAR 2038 --------							
-------- YEAR 2039 --------							
-------- YEAR 2040 --------							

========== SEASON 7 JULY ==========

THERMAL UNIT	29	30	33	34	35	36	37
	GLEN LYN	GLEN LYN	KAMMER	KAMMER	KAMMER	KANAWHA	KANAWHA
	5	6	1	2	3	1	2
-------- YEAR 2011 --------							
SEASONAL HEAT RATE PROFILE	0	0	0	0	0	0	0
-------- YEAR 2012 --------							
-------- YEAR 2013 --------							
-------- YEAR 2014 --------							
-------- YEAR 2015 --------							
-------- YEAR 2016 --------							
-------- YEAR 2017 --------							
-------- YEAR 2018 --------							
-------- YEAR 2019 --------							
-------- YEAR 2020 --------							
-------- YEAR 2021 --------							
-------- YEAR 2022 --------							
-------- YEAR 2023 --------							
-------- YEAR 2024 --------							
-------- YEAR 2025 --------							
-------- YEAR 2026 --------							
-------- YEAR 2027 --------							
-------- YEAR 2028 --------							
-------- YEAR 2029 --------							
-------- YEAR 2030 --------							
-------- YEAR 2031 --------							
-------- YEAR 2032 --------							
-------- YEAR 2033 --------							
-------- YEAR 2034 --------							
-------- YEAR 2035 --------							
-------- YEAR 2036 --------							
-------- YEAR 2037 --------							
-------- YEAR 2038 --------							
-------- YEAR 2039 --------							
-------- YEAR 2040 --------							

========== SEASON 7 JULY ==========

THERMAL UNIT	38	39	40	41	42	43	44
	KYGER	KYGER	KYGER	KYGER	KYGER	MITCHELL	MITCHELL
	1	2	3	4	5	1	2

-------- YEAR 2011 --------							
SEASONAL HEAT RATE PROFILE	0	0	0	0	0	0	0
-------- YEAR 2012 --------							
-------- YEAR 2013 --------							
-------- YEAR 2014 --------							
-------- YEAR 2015 --------							
-------- YEAR 2016 --------							
-------- YEAR 2017 --------							
-------- YEAR 2018 --------							
-------- YEAR 2019 --------							
-------- YEAR 2020 --------							
-------- YEAR 2021 --------							
-------- YEAR 2022 --------							
-------- YEAR 2023 --------							
-------- YEAR 2024 --------							
-------- YEAR 2025 --------							
-------- YEAR 2026 --------							
-------- YEAR 2027 --------							
-------- YEAR 2028 --------							
-------- YEAR 2029 --------							
-------- YEAR 2030 --------							
-------- YEAR 2031 --------							
-------- YEAR 2032 --------							
-------- YEAR 2033 --------							
-------- YEAR 2034 --------							
-------- YEAR 2035 --------							
-------- YEAR 2036 --------							
-------- YEAR 2037 --------							
-------- YEAR 2038 --------							
-------- YEAR 2039 --------							
-------- YEAR 2040 --------							

NOTE: DATA DISPLAYED AFTER 2011 ONLY IF
VALUE CHANGED FROM PREVIOUS YEAR.

AEP EAST
GENERATION AND FUEL MODULE
INPUT SUMMARY REPORT

QUALIFIER = GAF.INPUT.THERMAL UNIT.

========== SEASON 7 JULY ==========

THERMAL UNIT	45 MOUNT_ER 1	46 MUSK RVR 1	47 MUSK RVR 2	48 MUSK RVR 3	49 MUSK RVR 4	50 MUSK RVR 5	51 P SPORN 1
-------- YEAR 2011 --------							
SEASONAL HEAT RATE PROFILE	45	0	0	0	0	0	0
-------- YEAR 2012 --------							
SEASONAL HEAT RATE PROFILE	0	0	0	0	0	0	0
-------- YEAR 2013 --------							
-------- YEAR 2014 --------							
SEASONAL HEAT RATE PROFILE	150	0	0	0	0	0	0
-------- YEAR 2015 --------							
SEASONAL HEAT RATE PROFILE	0	0	0	0	0	0	0
-------- YEAR 2016 --------							
-------- YEAR 2017 --------							
-------- YEAR 2018 --------							
-------- YEAR 2019 --------							
-------- YEAR 2020 --------							
-------- YEAR 2021 --------							
-------- YEAR 2022 --------							
-------- YEAR 2023 --------							
-------- YEAR 2024 --------							
-------- YEAR 2025 --------							
-------- YEAR 2026 --------							
-------- YEAR 2027 --------							
-------- YEAR 2028 --------							
-------- YEAR 2029 --------							
-------- YEAR 2030 --------							
-------- YEAR 2031 --------							
-------- YEAR 2032 --------							
-------- YEAR 2033 --------							
-------- YEAR 2034 --------							
-------- YEAR 2035 --------							
-------- YEAR 2036 --------							
-------- YEAR 2037 --------							
-------- YEAR 2038 --------							
-------- YEAR 2039 --------							
-------- YEAR 2040 --------							

========== SEASON 7 JULY ==========

THERMAL UNIT	52 P SPORN 2	53 P SPORN 3	54 P SPORN 4	55 P SPORN 5	56 PICWAY 5	57 RPRET_IM 1	58 RPRUN_IM 1
-------- YEAR 2011 --------							
SEASONAL HEAT RATE PROFILE	0	0	0	0	0	0	0
-------- YEAR 2012 --------							
-------- YEAR 2013 --------							
-------- YEAR 2014 --------							
-------- YEAR 2015 --------							
-------- YEAR 2016 --------							
-------- YEAR 2017 --------							
-------- YEAR 2018 --------							
-------- YEAR 2019 --------							
-------- YEAR 2020 --------							
-------- YEAR 2021 --------							
-------- YEAR 2022 --------							

-------- YEAR 2023 --------

-------- YEAR 2024 --------

-------- YEAR 2025 --------

-------- YEAR 2026 --------

-------- YEAR 2027 --------

-------- YEAR 2028 --------

-------- YEAR 2029 --------

-------- YEAR 2030 --------

-------- YEAR 2031 --------

-------- YEAR 2032 --------

-------- YEAR 2033 --------

-------- YEAR 2034 --------

-------- YEAR 2035 --------

-------- YEAR 2036 --------

-------- YEAR 2037 --------

-------- YEAR 2038 --------

-------- YEAR 2039 --------

-------- YEAR 2040 --------

========== SEASON 7 JULY ==========

THERMAL UNIT	59	61	62	63	64	65	66
	ROCKP_IM	STUART	STUART	STUART	STUART	AMOS_AP	TANN 1-3
	2	1	2	3	4	3	1
-------- YEAR 2011 --------							
SEASONAL HEAT RATE PROFILE	0	0	0	0	0	0	0

-------- YEAR 2012 --------

-------- YEAR 2013 --------

-------- YEAR 2014 --------

-------- YEAR 2015 --------

-------- YEAR 2016 --------

-------- YEAR 2017 --------

-------- YEAR 2018 --------

-------- YEAR 2019 --------

-------- YEAR 2020 --------

NOTE: DATA DISPLAYED AFTER 2011 ONLY IF
VALUE CHANGED FROM PREVIOUS YEAR.

AEP EAST
GENERATION AND FUEL MODULE
INPUT SUMMARY REPORT

QUALIFIER = GAF.INPUT.THERMAL UNIT.

========== SEASON 7 JULY ==========

THERMAL UNIT	59 ROCKP_IM 2	61 STUART 1	62 STUART 2	63 STUART 3	64 STUART 4	65 AMOS_AP 3	66 TANN 1-3 1
-------- YEAR 2021 --------							
-------- YEAR 2022 --------							
-------- YEAR 2023 --------							
-------- YEAR 2024 --------							
-------- YEAR 2025 --------							
-------- YEAR 2026 --------							
-------- YEAR 2027 --------							
-------- YEAR 2028 --------							
-------- YEAR 2029 --------							
-------- YEAR 2030 --------							
-------- YEAR 2031 --------							
-------- YEAR 2032 --------							
-------- YEAR 2033 --------							
-------- YEAR 2034 --------							
-------- YEAR 2035 --------							
-------- YEAR 2036 --------							
-------- YEAR 2037 --------							
-------- YEAR 2038 --------							
-------- YEAR 2039 --------							
-------- YEAR 2040 --------							

========== SEASON 7 JULY ==========

THERMAL UNIT	67 TANN 1-3 2	68 TANN 1-3 3	69 TANN 4 4	70 ZIMMER 1	71 ROBTMONE 1	72 ROBTMONE 2	73 ROBTMONE 3
-------- YEAR 2011 --------							
SEASONAL HEAT RATE PROFILE	0	0	0	0	162	162	162
-------- YEAR 2012 --------							
-------- YEAR 2013 --------							
-------- YEAR 2014 --------							
-------- YEAR 2015 --------							
-------- YEAR 2016 --------							
-------- YEAR 2017 --------							
-------- YEAR 2018 --------							
-------- YEAR 2019 --------							
-------- YEAR 2020 --------							
-------- YEAR 2021 --------							
-------- YEAR 2022 --------							
-------- YEAR 2023 --------							
-------- YEAR 2024 --------							
-------- YEAR 2025 --------							
-------- YEAR 2026 --------							
-------- YEAR 2027 --------							
-------- YEAR 2028 --------							
-------- YEAR 2029 --------							
-------- YEAR 2030 --------							
-------- YEAR 2031 --------							
-------- YEAR 2032 --------							
-------- YEAR 2033 --------							
-------- YEAR 2034 --------							

-------- YEAR 2035 --------

-------- YEAR 2036 --------

-------- YEAR 2037 --------

-------- YEAR 2038 --------

-------- YEAR 2039 --------

-------- YEAR 2040 --------

========== SEASON 7 JULY ==========

THERMAL UNIT	75 CEREDO 1	76 CEREDO 2	77 CEREDO 3	78 CEREDO 4	79 CEREDO 5	80 CEREDO 6	81 DARBY 1
-------- YEAR 2011 --------							
SEASONAL HEAT RATE PROFILE	0	0	0	0	0	0	0

-------- YEAR 2012 --------

-------- YEAR 2013 --------

-------- YEAR 2014 --------

-------- YEAR 2015 --------

-------- YEAR 2016 --------

-------- YEAR 2017 --------

-------- YEAR 2018 --------

-------- YEAR 2019 --------

-------- YEAR 2020 --------

-------- YEAR 2021 --------

-------- YEAR 2022 --------

-------- YEAR 2023 --------

-------- YEAR 2024 --------

-------- YEAR 2025 --------

-------- YEAR 2026 --------

-------- YEAR 2027 --------

-------- YEAR 2028 --------

-------- YEAR 2029 --------

-------- YEAR 2030 --------

-------- YEAR 2031 --------

-------- YEAR 2032 --------

NOTE: DATA DISPLAYED AFTER 2011 ONLY IF
VALUE CHANGED FROM PREVIOUS YEAR.

AEP EAST
GENERATION AND FUEL MODULE
INPUT SUMMARY REPORT

QUALIFIER = GAF.INPUT.THERMAL UNIT.

========== SEASON 7 JULY ==========

THERMAL UNIT	75 CEREDO 1	76 CEREDO 2	77 CEREDO 3	78 CEREDO 4	79 CEREDO 5	80 CEREDO 6	81 DARBY 1
-------- YEAR 2033 --------							
-------- YEAR 2034 --------							
-------- YEAR 2035 --------							
-------- YEAR 2036 --------							
-------- YEAR 2037 --------							
-------- YEAR 2038 --------							
-------- YEAR 2039 --------							
-------- YEAR 2040 --------							

========== SEASON 7 JULY ==========

THERMAL UNIT	82 DARBY 2	83 DARBY 3	84 DARBY 4	85 DARBY 5	86 DARBY 6	87 LWBG WIN 1	88 LWBG WIN 2
-------- YEAR 2011 --------							
SEASONAL HEAT RATE PROFILE	0	0	0	0	0	0	0
-------- YEAR 2012 --------							
-------- YEAR 2013 --------							
-------- YEAR 2014 --------							
-------- YEAR 2015 --------							
-------- YEAR 2016 --------							
-------- YEAR 2017 --------							
-------- YEAR 2018 --------							
-------- YEAR 2019 --------							
-------- YEAR 2020 --------							
-------- YEAR 2021 --------							
-------- YEAR 2022 --------							
-------- YEAR 2023 --------							
-------- YEAR 2024 --------							
-------- YEAR 2025 --------							
-------- YEAR 2026 --------							
-------- YEAR 2027 --------							
-------- YEAR 2028 --------							
-------- YEAR 2029 --------							
-------- YEAR 2030 --------							
-------- YEAR 2031 --------							
-------- YEAR 2032 --------							
-------- YEAR 2033 --------							
-------- YEAR 2034 --------							
-------- YEAR 2035 --------							
-------- YEAR 2036 --------							
-------- YEAR 2037 --------							
-------- YEAR 2038 --------							
-------- YEAR 2039 --------							
-------- YEAR 2040 --------							

========== SEASON 7 JULY ==========

THERMAL UNIT	89 LWBG SMR 1	90 LWBG SMR 2	91 WATR CC 1	92 WATR2 1	93 DRESDEN 1	94 DRESD2 1	101 NUCLEAR 1
-------- YEAR 2011 --------							
SEASONAL HEAT RATE PROFILE	0	0	0	0	0	0	0
-------- YEAR 2012 --------							
-------- YEAR 2013 --------							

-------- YEAR 2014 --------

-------- YEAR 2015 --------

-------- YEAR 2016 --------

-------- YEAR 2017 --------

-------- YEAR 2018 --------

-------- YEAR 2019 --------

-------- YEAR 2020 --------

-------- YEAR 2021 --------

-------- YEAR 2022 --------

-------- YEAR 2023 --------

-------- YEAR 2024 --------

-------- YEAR 2025 --------

-------- YEAR 2026 --------

-------- YEAR 2027 --------

-------- YEAR 2028 --------

-------- YEAR 2029 --------

-------- YEAR 2030 --------

-------- YEAR 2031 --------

-------- YEAR 2032 --------

-------- YEAR 2033 --------

-------- YEAR 2034 --------

-------- YEAR 2035 --------

-------- YEAR 2036 --------

-------- YEAR 2037 --------

-------- YEAR 2038 --------

-------- YEAR 2039 --------

-------- YEAR 2040 --------

========== SEASON 7 JULY ==========

THERMAL UNIT	102	103	104	105	106	107	108
	UPC_NCCS	PC_UL_SU	UPC_RCCS	IGC_NCCS	IGCC GE	IGC_RCCS	CC 2X1FB
	1	1	1	1	1	1	1
-------- YEAR 2011 --------							
SEASONAL HEAT RATE PROFILE	0	0	0	0	0	0	0

NOTE: DATA DISPLAYED AFTER 2011 ONLY IF
VALUE CHANGED FROM PREVIOUS YEAR.

AEP EAST
GENERATION AND FUEL MODULE
INPUT SUMMARY REPORT

QUALIFIER = GAF.INPUT.THERMAL UNIT.

========== SEASON 7 JULY ==========

THERMAL UNIT	102 UPC_NCCS	103 PC_UL_SU	104 UPC_RCCS	105 IGC_NCCS	106 IGCC GE	107 IGC_RCCS	108 CC 2X1FB
	1	1	1	1	1	1	1
-------- YEAR 2012 --------							
-------- YEAR 2013 --------							
-------- YEAR 2014 --------							
-------- YEAR 2015 --------							
-------- YEAR 2016 --------							
-------- YEAR 2017 --------							
-------- YEAR 2018 --------							
-------- YEAR 2019 --------							
-------- YEAR 2020 --------							
-------- YEAR 2021 --------							
-------- YEAR 2022 --------							
-------- YEAR 2023 --------							
-------- YEAR 2024 --------							
-------- YEAR 2025 --------							
-------- YEAR 2026 --------							
-------- YEAR 2027 --------							
-------- YEAR 2028 --------							
-------- YEAR 2029 --------							
-------- YEAR 2030 --------							
-------- YEAR 2031 --------							
-------- YEAR 2032 --------							
-------- YEAR 2033 --------							
-------- YEAR 2034 --------							
-------- YEAR 2035 --------							
-------- YEAR 2036 --------							
-------- YEAR 2037 --------							
-------- YEAR 2038 --------							
-------- YEAR 2039 --------							
-------- YEAR 2040 --------							

========== SEASON 7 JULY ==========

THERMAL UNIT	109 CC 2x1FA	110 CC 1x17H	111 BS2_CC	114 CT GE7FA	115 CT_GE7EA	124 BS2_FGD	125 BS1_FGD
	1	1	1	1	1	2	1
-------- YEAR 2011 --------							
SEASONAL HEAT RATE PROFILE	0	0	182	0	0	0	0
-------- YEAR 2012 --------							
-------- YEAR 2013 --------							
-------- YEAR 2014 --------							
-------- YEAR 2015 --------							
-------- YEAR 2016 --------							
-------- YEAR 2017 --------							
-------- YEAR 2018 --------							
-------- YEAR 2019 --------							
-------- YEAR 2020 --------							
-------- YEAR 2021 --------							
-------- YEAR 2022 --------							
-------- YEAR 2023 --------							
-------- YEAR 2024 --------							
-------- YEAR 2025 --------							

-------- YEAR 2026 --------

-------- YEAR 2027 --------

-------- YEAR 2028 --------

-------- YEAR 2029 --------

-------- YEAR 2030 --------

-------- YEAR 2031 --------

-------- YEAR 2032 --------

-------- YEAR 2033 --------

-------- YEAR 2034 --------

-------- YEAR 2035 --------

-------- YEAR 2036 --------

-------- YEAR 2037 --------

-------- YEAR 2038 --------

-------- YEAR 2039 --------

-------- YEAR 2040 --------

========== SEASON 7 JULY ==========

THERMAL UNIT	126 CSV5_SCR 5	127 CSV6_SCR 6	129 CR1_NGCC 1	130 CR2_NGCC 2	131 MR5_NGCC 5	132 MR5_FGD 5	133 RP1D_IM 1
-------- YEAR 2011 --------							
SEASONAL HEAT RATE PROFILE	0	0	0	0	0	0	0

-------- YEAR 2012 --------

-------- YEAR 2013 --------

-------- YEAR 2014 --------

-------- YEAR 2015 --------

-------- YEAR 2016 --------

-------- YEAR 2017 --------

-------- YEAR 2018 --------

-------- YEAR 2019 --------

-------- YEAR 2020 --------

-------- YEAR 2021 --------

-------- YEAR 2022 --------

-------- YEAR 2023 --------

NOTE: DATA DISPLAYED AFTER 2011 ONLY IF
VALUE CHANGED FROM PREVIOUS YEAR.

AEP EAST
GENERATION AND FUEL MODULE
INPUT SUMMARY REPORT

QUALIFIER = GAF.INPUT.THERMAL UNIT.

========== SEASON 7 JULY ==========

THERMAL UNIT	126 CSV5_SCR 5	127 CSV6_SCR 6	129 CR1_NGCC 1	130 CR2_NGCC 2	131 MR5_NGCC 5	132 MR5_FGD 5	133 RP1D_IM 1
-------- YEAR 2024 --------							
-------- YEAR 2025 --------							
-------- YEAR 2026 --------							
-------- YEAR 2027 --------							
-------- YEAR 2028 --------							
-------- YEAR 2029 --------							
-------- YEAR 2030 --------							
-------- YEAR 2031 --------							
-------- YEAR 2032 --------							
-------- YEAR 2033 --------							
-------- YEAR 2034 --------							
-------- YEAR 2035 --------							
-------- YEAR 2036 --------							
-------- YEAR 2037 --------							
-------- YEAR 2038 --------							
-------- YEAR 2039 --------							
-------- YEAR 2040 --------							

========== SEASON 7 JULY ==========

THERMAL UNIT	134 RP2D_IM 2	135 TAN4_FGD 4	136 RP1D_KP 1	137 RP2D_KP 2	144 TC4_ESP 4	145 A390% AP 3	146 A390%OP 3
-------- YEAR 2011 --------							
SEASONAL HEAT RATE PROFILE	0	0	0	0	0	0	0
-------- YEAR 2012 --------							
-------- YEAR 2013 --------							
-------- YEAR 2014 --------							
-------- YEAR 2015 --------							
-------- YEAR 2016 --------							
-------- YEAR 2017 --------							
-------- YEAR 2018 --------							
-------- YEAR 2019 --------							
-------- YEAR 2020 --------							
-------- YEAR 2021 --------							
-------- YEAR 2022 --------							
-------- YEAR 2023 --------							
-------- YEAR 2024 --------							
-------- YEAR 2025 --------							
-------- YEAR 2026 --------							
-------- YEAR 2027 --------							
-------- YEAR 2028 --------							
-------- YEAR 2029 --------							
-------- YEAR 2030 --------							
-------- YEAR 2031 --------							
-------- YEAR 2032 --------							
-------- YEAR 2033 --------							
-------- YEAR 2034 --------							
-------- YEAR 2035 --------							
-------- YEAR 2036 --------							
-------- YEAR 2037 --------							

-------- YEAR 2038 --------

-------- YEAR 2039 --------

-------- YEAR 2040 --------

========== SEASON 7 JULY ==========

THERMAL UNIT	147 MTN_90% 1	148 RPT1_90% 1	149 RPT2_90% 2	150 GV1_90% 1	151 GV2_90% 2	153 MTN_18% 1	154 CC_FA_KP 1
-------- YEAR 2011 --------							
SEASONAL HEAT RATE PROFILE	0	0	0	0	0	0	0
-------- YEAR 2012 --------							
-------- YEAR 2013 --------							
-------- YEAR 2014 --------							
SEASONAL HEAT RATE PROFILE	150	0	0	0	0	150	0
-------- YEAR 2015 --------							
SEASONAL HEAT RATE PROFILE	0	0	0	0	0	0	0
-------- YEAR 2016 --------							
-------- YEAR 2017 --------							
-------- YEAR 2018 --------							
-------- YEAR 2019 --------							
-------- YEAR 2020 --------							
-------- YEAR 2021 --------							
-------- YEAR 2022 --------							
-------- YEAR 2023 --------							
-------- YEAR 2024 --------							
-------- YEAR 2025 --------							
-------- YEAR 2026 --------							
-------- YEAR 2027 --------							
-------- YEAR 2028 --------							
-------- YEAR 2029 --------							
-------- YEAR 2030 --------							
-------- YEAR 2031 --------							
-------- YEAR 2032 --------							
-------- YEAR 2033 --------							
-------- YEAR 2034 --------							

NOTE: DATA DISPLAYED AFTER 2011 ONLY IF
VALUE CHANGED FROM PREVIOUS YEAR.

AEP EAST
GENERATION AND FUEL MODULE
INPUT SUMMARY REPORT

QUALIFIER = GAF.INPUT.THERMAL UNIT.

========== SEASON 7 JULY ==========

THERMAL UNIT	147	148	149	150	151	153	154
	MTN_90%	RPT1_90%	RPT2_90%	GV1_90%	GV2_90%	MTN_18%	CC_FA_KP
	1	1	2	1	2	1	1
-------- YEAR 2035 --------							
-------- YEAR 2036 --------							
-------- YEAR 2037 --------							
-------- YEAR 2038 --------							
-------- YEAR 2039 --------							
-------- YEAR 2040 --------							

========== SEASON 7 JULY ==========

THERMAL UNIT	155	156	157	158	159	160	161
	CT_OHIO	CC_OH	CT_I&M	CC_I&M	CT_APCO	CC_APCO	CT_KPCO
	1	1	1	1	1	1	1
-------- YEAR 2011 --------							
SEASONAL HEAT RATE PROFILE	0	0	0	0	0	0	0
-------- YEAR 2012 --------							
-------- YEAR 2013 --------							
-------- YEAR 2014 --------							
-------- YEAR 2015 --------							
-------- YEAR 2016 --------							
-------- YEAR 2017 --------							
-------- YEAR 2018 --------							
-------- YEAR 2019 --------							
-------- YEAR 2020 --------							
-------- YEAR 2021 --------							
-------- YEAR 2022 --------							
-------- YEAR 2023 --------							
-------- YEAR 2024 --------							
-------- YEAR 2025 --------							
-------- YEAR 2026 --------							
-------- YEAR 2027 --------							
-------- YEAR 2028 --------							
-------- YEAR 2029 --------							
-------- YEAR 2030 --------							
-------- YEAR 2031 --------							
-------- YEAR 2032 --------							
-------- YEAR 2033 --------							
-------- YEAR 2034 --------							
-------- YEAR 2035 --------							
-------- YEAR 2036 --------							
-------- YEAR 2037 --------							
-------- YEAR 2038 --------							
-------- YEAR 2039 --------							
-------- YEAR 2040 --------							

========== SEASON 7 JULY ==========

THERMAL UNIT	162	163	164	165	166	168	169
	CC_KPCO	BS2 FGD	BS2 FGD	BS2 FGD	BS2 FGD	IGCC AP	PC_UL_AP
	1	1	5	22	23	1	1
-------- YEAR 2011 --------							
SEASONAL HEAT RATE PROFILE	0	0	0	0	0	0	0
-------- YEAR 2012 --------							
-------- YEAR 2013 --------							
-------- YEAR 2014 --------							
-------- YEAR 2015 --------							

-------- YEAR 2016 --------

-------- YEAR 2017 --------

-------- YEAR 2018 --------

-------- YEAR 2019 --------

-------- YEAR 2020 --------

-------- YEAR 2021 --------

-------- YEAR 2022 --------

-------- YEAR 2023 --------

-------- YEAR 2024 --------

-------- YEAR 2025 --------

-------- YEAR 2026 --------

-------- YEAR 2027 --------

-------- YEAR 2028 --------

-------- YEAR 2029 --------

-------- YEAR 2030 --------

-------- YEAR 2031 --------

-------- YEAR 2032 --------

-------- YEAR 2033 --------

-------- YEAR 2034 --------

-------- YEAR 2035 --------

-------- YEAR 2036 --------

-------- YEAR 2037 --------

-------- YEAR 2038 --------

-------- YEAR 2039 --------

-------- YEAR 2040 --------

========== SEASON 7 JULY ==========

THERMAL UNIT	170 Nuke_AP	171 IGCC IM	172 PC_UL_IM	173 NUKE_IM	174 IGCC KP	175 PC_UL_KP	176 NUKE_KP
	1	1	1	1	1	1	1
-------- YEAR 2011 --------							
SEASONAL HEAT RATE PROFILE	0	0	0	0	0	0	0

-------- YEAR 2012 --------

-------- YEAR 2013 --------

NOTE: DATA DISPLAYED AFTER 2011 ONLY IF
VALUE CHANGED FROM PREVIOUS YEAR.

AEP EAST
GENERATION AND FUEL MODULE
INPUT SUMMARY REPORT

QUALIFIER = GAF.INPUT.THERMAL UNIT.

========== SEASON 7 JULY ==========

THERMAL UNIT	170 Nuke_AP 1	171 IGCC IM 1	172 PC_UL_IM 1	173 NUKE_IM 1	174 IGCC KP 1	175 PC_UL_KP 1	176 NUKE_KP 1
-------- YEAR 2014 --------							
-------- YEAR 2015 --------							
-------- YEAR 2016 --------							
-------- YEAR 2017 --------							
-------- YEAR 2018 --------							
-------- YEAR 2019 --------							
-------- YEAR 2020 --------							
-------- YEAR 2021 --------							
-------- YEAR 2022 --------							
-------- YEAR 2023 --------							
-------- YEAR 2024 --------							
-------- YEAR 2025 --------							
-------- YEAR 2026 --------							
-------- YEAR 2027 --------							
-------- YEAR 2028 --------							
-------- YEAR 2029 --------							
-------- YEAR 2030 --------							
-------- YEAR 2031 --------							
-------- YEAR 2032 --------							
-------- YEAR 2033 --------							
-------- YEAR 2034 --------							
-------- YEAR 2035 --------							
-------- YEAR 2036 --------							
-------- YEAR 2037 --------							
-------- YEAR 2038 --------							
-------- YEAR 2039 --------							
-------- YEAR 2040 --------							

========== SEASON 7 JULY ==========

THERMAL UNIT	177 IGCC OH 1	178 PC_UL_OH 1	179 NUKE OH 1	181 RP1D_03 1	182 RP1D_04 1	183 RP1D_08 1	184 RP1D_20 1
-------- YEAR 2011 --------							
SEASONAL HEAT RATE PROFILE	0	0	0	0	0	0	0
-------- YEAR 2012 --------							
-------- YEAR 2013 --------							
-------- YEAR 2014 --------							
-------- YEAR 2015 --------							
-------- YEAR 2016 --------							
-------- YEAR 2017 --------							
-------- YEAR 2018 --------							
-------- YEAR 2019 --------							
-------- YEAR 2020 --------							
-------- YEAR 2021 --------							
-------- YEAR 2022 --------							
-------- YEAR 2023 --------							
-------- YEAR 2024 --------							
-------- YEAR 2025 --------							
-------- YEAR 2026 --------							
-------- YEAR 2027 --------							

-------- YEAR 2028 --------

-------- YEAR 2029 --------

-------- YEAR 2030 --------

-------- YEAR 2031 --------

-------- YEAR 2032 --------

-------- YEAR 2033 --------

-------- YEAR 2034 --------

-------- YEAR 2035 --------

-------- YEAR 2036 --------

-------- YEAR 2037 --------

-------- YEAR 2038 --------

-------- YEAR 2039 --------

-------- YEAR 2040 --------

========== SEASON 7 JULY ==========

THERMAL UNIT	186	187	188	189	190	191	223
	RP1TR_IM	RP2TR_IM	RP1TR_KP	RP2TR_KP	T4_TRONA	T4_TRCCR	MR_STKR1
	1	2	1	2	4	4	1
-------- YEAR 2011 --------							
SEASONAL HEAT RATE PROFILE	0	0	0	0	0	0	0

-------- YEAR 2012 --------

-------- YEAR 2013 --------

-------- YEAR 2014 --------

-------- YEAR 2015 --------

-------- YEAR 2016 --------

-------- YEAR 2017 --------

-------- YEAR 2018 --------

-------- YEAR 2019 --------

-------- YEAR 2020 --------

-------- YEAR 2021 --------

-------- YEAR 2022 --------

-------- YEAR 2023 --------

-------- YEAR 2024 --------

-------- YEAR 2025 --------

NOTE: DATA DISPLAYED AFTER 2011 ONLY IF
VALUE CHANGED FROM PREVIOUS YEAR.

AEP EAST
GENERATION AND FUEL MODULE
INPUT SUMMARY REPORT

QUALIFIER = GAF.INPUT.THERMAL UNIT.

========== SEASON 7 JULY ==========

THERMAL UNIT	186 RP1TR_IM 1	187 RP2TR_IM 2	188 RP1TR_KP 1	189 RP2TR_KP 2	190 T4_TRONA 4	191 T4_TRCCR 4	223 MR_STKR1 1
-------- YEAR 2026 --------							
-------- YEAR 2027 --------							
-------- YEAR 2028 --------							
-------- YEAR 2029 --------							
-------- YEAR 2030 --------							
-------- YEAR 2031 --------							
-------- YEAR 2032 --------							
-------- YEAR 2033 --------							
-------- YEAR 2034 --------							
-------- YEAR 2035 --------							
-------- YEAR 2036 --------							
-------- YEAR 2037 --------							
-------- YEAR 2038 --------							
-------- YEAR 2039 --------							
-------- YEAR 2040 --------							

========== SEASON 7 JULY ==========

THERMAL UNIT	224 MR_STKR2 1	228 AMS3_SI 3	229 BS2_SI 2	230 MR5_CF 5	231 MR5_SI 5	232 RPT1_CF 1	233 RPT2_CF 2
-------- YEAR 2011 --------							
SEASONAL HEAT RATE PROFILE	0	0	0	0	0	0	0
-------- YEAR 2012 --------							
-------- YEAR 2013 --------							
-------- YEAR 2014 --------							
-------- YEAR 2015 --------							
-------- YEAR 2016 --------							
-------- YEAR 2017 --------							
-------- YEAR 2018 --------							
-------- YEAR 2019 --------							
-------- YEAR 2020 --------							
-------- YEAR 2021 --------							
-------- YEAR 2022 --------							
-------- YEAR 2023 --------							
-------- YEAR 2024 --------							
-------- YEAR 2025 --------							
-------- YEAR 2026 --------							
-------- YEAR 2027 --------							
-------- YEAR 2028 --------							
-------- YEAR 2029 --------							
-------- YEAR 2030 --------							
-------- YEAR 2031 --------							
-------- YEAR 2032 --------							
-------- YEAR 2033 --------							
-------- YEAR 2034 --------							
-------- YEAR 2035 --------							
-------- YEAR 2036 --------							
-------- YEAR 2037 --------							
-------- YEAR 2038 --------							
-------- YEAR 2039 --------							

-------- YEAR 2040 --------

========== SEASON 7 JULY ==========

THERMAL UNIT	234 RPT1_SI 1	235 RPT2_SI 2	251 DC1_HPT 1	252 DC1_IS 1	253 DC1_EFF 1	254 DC1_17 1	255 DC1_3800 1
-------- YEAR 2011 --------							
SEASONAL HEAT RATE PROFILE	0	0	0	0	0	0	0

-------- YEAR 2012 --------

-------- YEAR 2013 --------

-------- YEAR 2014 --------

-------- YEAR 2015 --------

-------- YEAR 2016 --------

-------- YEAR 2017 --------

-------- YEAR 2018 --------

-------- YEAR 2019 --------

-------- YEAR 2020 --------

-------- YEAR 2021 --------

-------- YEAR 2022 --------

-------- YEAR 2023 --------

-------- YEAR 2024 --------

-------- YEAR 2025 --------

-------- YEAR 2026 --------

-------- YEAR 2027 --------

-------- YEAR 2028 --------

-------- YEAR 2029 --------

-------- YEAR 2030 --------

-------- YEAR 2031 --------

-------- YEAR 2032 --------

-------- YEAR 2033 --------

-------- YEAR 2034 --------

-------- YEAR 2035 --------

-------- YEAR 2036 --------

-------- YEAR 2037 --------

NOTE: DATA DISPLAYED AFTER 2011 ONLY IF
VALUE CHANGED FROM PREVIOUS YEAR.

AEP EAST
GENERATION AND FUEL MODULE
INPUT SUMMARY REPORT

QUALIFIER = GAF.INPUT.THERMAL UNIT.

========== SEASON 7 JULY ==========

THERMAL UNIT	234 RPT1_SI	235 RPT2_SI	251 DC1_HPT	252 DC1_IS	253 DC1_EFF	254 DC1_17	255 DC1_3800
	1	2	1	1	1	1	1
-------- YEAR 2038 --------							
-------- YEAR 2039 --------							
-------- YEAR 2040 --------							

========== SEASON 7 JULY ==========

THERMAL UNIT	257 DC2_HPT	258 DC2_EFF	259 DC2_SPU	260 DC2_3800	269 BIGSD_15	270 BIGSD_GP	271 CLN_Q_HM
	2	2	2	2	1	1	1
-------- YEAR 2011 --------							
SEASONAL HEAT RATE PROFILE	0	0	0	0	0	0	0
-------- YEAR 2012 --------							
-------- YEAR 2013 --------							
-------- YEAR 2014 --------							
-------- YEAR 2015 --------							
-------- YEAR 2016 --------							
-------- YEAR 2017 --------							
-------- YEAR 2018 --------							
-------- YEAR 2019 --------							
-------- YEAR 2020 --------							
-------- YEAR 2021 --------							
-------- YEAR 2022 --------							
-------- YEAR 2023 --------							
-------- YEAR 2024 --------							
-------- YEAR 2025 --------							
-------- YEAR 2026 --------							
-------- YEAR 2027 --------							
-------- YEAR 2028 --------							
-------- YEAR 2029 --------							
-------- YEAR 2030 --------							
-------- YEAR 2031 --------							
-------- YEAR 2032 --------							
-------- YEAR 2033 --------							
-------- YEAR 2034 --------							
-------- YEAR 2035 --------							
-------- YEAR 2036 --------							
-------- YEAR 2037 --------							
-------- YEAR 2038 --------							
-------- YEAR 2039 --------							
-------- YEAR 2040 --------							

========== SEASON 7 JULY ==========

THERMAL UNIT	272 CLN_Q_15	273 CLN_Q_HM	274 CLN_Q_15	275 CLN_Q_HM	276 CLN_Q_15	277 CVL_3_HM	278 CVL_3_10
	1	2	2	3	3	3	3
-------- YEAR 2011 --------							
SEASONAL HEAT RATE PROFILE	0	0	0	0	0	0	0
-------- YEAR 2012 --------							
-------- YEAR 2013 --------							
-------- YEAR 2014 --------							
-------- YEAR 2015 --------							
-------- YEAR 2016 --------							
-------- YEAR 2017 --------							
-------- YEAR 2018 --------							

-------- YEAR 2019 --------

-------- YEAR 2020 --------

-------- YEAR 2021 --------

-------- YEAR 2022 --------

-------- YEAR 2023 --------

-------- YEAR 2024 --------

-------- YEAR 2025 --------

-------- YEAR 2026 --------

-------- YEAR 2027 --------

-------- YEAR 2028 --------

-------- YEAR 2029 --------

-------- YEAR 2030 --------

-------- YEAR 2031 --------

-------- YEAR 2032 --------

-------- YEAR 2033 --------

-------- YEAR 2034 --------

-------- YEAR 2035 --------

-------- YEAR 2036 --------

-------- YEAR 2037 --------

-------- YEAR 2038 --------

-------- YEAR 2039 --------

-------- YEAR 2040 --------

========== SEASON 7 JULY ==========

THERMAL UNIT	279 GLN_5_HM 5	280 GLN_5_15 5	281 GLN_6_HM 6	282 GLN_6_15 6	283 KMR_F_HM 1	284 KMR_F_GP 1	285 KMR_F_HM 2
-------- YEAR 2011 --------							
SEASONAL HEAT RATE PROFILE	0	0	0	0	0	0	0

-------- YEAR 2012 --------

-------- YEAR 2013 --------

-------- YEAR 2014 --------

-------- YEAR 2015 --------

-------- YEAR 2016 --------

NOTE: DATA DISPLAYED AFTER 2011 ONLY IF
VALUE CHANGED FROM PREVIOUS YEAR.

AEP EAST
GENERATION AND FUEL MODULE
INPUT SUMMARY REPORT

QUALIFIER = GAF.INPUT.THERMAL UNIT.

========== SEASON 7 JULY ==========

THERMAL UNIT	279 GLN_5_HM 5	280 GLN_5_15 5	281 GLN_6_HM 6	282 GLN_6_15 6	283 KMR_F_HM 1	284 KMR_F_GP 1	285 KMR_F_HM 2
-------- YEAR 2017 --------							
-------- YEAR 2018 --------							
-------- YEAR 2019 --------							
-------- YEAR 2020 --------							
-------- YEAR 2021 --------							
-------- YEAR 2022 --------							
-------- YEAR 2023 --------							
-------- YEAR 2024 --------							
-------- YEAR 2025 --------							
-------- YEAR 2026 --------							
-------- YEAR 2027 --------							
-------- YEAR 2028 --------							
-------- YEAR 2029 --------							
-------- YEAR 2030 --------							
-------- YEAR 2031 --------							
-------- YEAR 2032 --------							
-------- YEAR 2033 --------							
-------- YEAR 2034 --------							
-------- YEAR 2035 --------							
-------- YEAR 2036 --------							
-------- YEAR 2037 --------							
-------- YEAR 2038 --------							
-------- YEAR 2039 --------							
-------- YEAR 2040 --------							

========== SEASON 7 JULY ==========

THERMAL UNIT	286 KMR_F_GP 2	287 KMR_F_HM 3	288 KMR_F_GP 3	289 KWA_1_HM 1	290 KWA_1_15 1	291 KWA_2_HM 2	292 KWA_2_15 2
-------- YEAR 2011 --------							
SEASONAL HEAT RATE PROFILE	0	0	0	0	0	0	0
-------- YEAR 2012 --------							
-------- YEAR 2013 --------							
-------- YEAR 2014 --------							
-------- YEAR 2015 --------							
-------- YEAR 2016 --------							
-------- YEAR 2017 --------							
-------- YEAR 2018 --------							
-------- YEAR 2019 --------							
-------- YEAR 2020 --------							
-------- YEAR 2021 --------							
-------- YEAR 2022 --------							
-------- YEAR 2023 --------							
-------- YEAR 2024 --------							
-------- YEAR 2025 --------							
-------- YEAR 2026 --------							
-------- YEAR 2027 --------							
-------- YEAR 2028 --------							
-------- YEAR 2029 --------							
-------- YEAR 2030 --------							

-------- YEAR 2031 --------

-------- YEAR 2032 --------

-------- YEAR 2033 --------

-------- YEAR 2034 --------

-------- YEAR 2035 --------

-------- YEAR 2036 --------

-------- YEAR 2037 --------

-------- YEAR 2038 --------

-------- YEAR 2039 --------

-------- YEAR 2040 --------

========== SEASON 7 JULY ==========

THERMAL UNIT	293 MSKR1_HM 1	294 MSKR1_12 1	295 MSKR2_HM 2	296 MSKR2_12 2	297 MSKR3_GP 3	298 MR3HM_12 3	299 MSKR4_GP 4
-------- YEAR 2011 --------							
SEASONAL HEAT RATE PROFILE	0	0	0	0	0	0	0

-------- YEAR 2012 --------

-------- YEAR 2013 --------

-------- YEAR 2014 --------

-------- YEAR 2015 --------

-------- YEAR 2016 --------

-------- YEAR 2017 --------

-------- YEAR 2018 --------

-------- YEAR 2019 --------

-------- YEAR 2020 --------

-------- YEAR 2021 --------

-------- YEAR 2022 --------

-------- YEAR 2023 --------

-------- YEAR 2024 --------

-------- YEAR 2025 --------

-------- YEAR 2026 --------

-------- YEAR 2027 --------

-------- YEAR 2028 --------

NOTE: DATA DISPLAYED AFTER 2011 ONLY IF
VALUE CHANGED FROM PREVIOUS YEAR.

AEP EAST
GENERATION AND FUEL MODULE
INPUT SUMMARY REPORT

QUALIFIER = GAF.INPUT.THERMAL UNIT.

========== SEASON 7 JULY ==========

THERMAL UNIT	293 MSKR1_HM 1	294 MSKR1_12 1	295 MSKR2_HM 2	296 MSKR2_12 2	297 MSKR3_GP 3	298 MR3HM_12 3	299 MSKR4_GP 4
-------- YEAR 2029 --------							
-------- YEAR 2030 --------							
-------- YEAR 2031 --------							
-------- YEAR 2032 --------							
-------- YEAR 2033 --------							
-------- YEAR 2034 --------							
-------- YEAR 2035 --------							
-------- YEAR 2036 --------							
-------- YEAR 2037 --------							
-------- YEAR 2038 --------							
-------- YEAR 2039 --------							
-------- YEAR 2040 --------							

========== SEASON 7 JULY ==========

THERMAL UNIT	300 M4HM_12 4	301 PICWY_HM 5	302 PICWY_GP 5	303 SP1_F_HM 1	304 SP1_F_15 1	305 SP2_F_HM 2	306 SP2_F_15 2
-------- YEAR 2011 --------							
SEASONAL HEAT RATE PROFILE	0	0	0	0	0	0	0
-------- YEAR 2012 --------							
-------- YEAR 2013 --------							
-------- YEAR 2014 --------							
-------- YEAR 2015 --------							
-------- YEAR 2016 --------							
-------- YEAR 2017 --------							
-------- YEAR 2018 --------							
-------- YEAR 2019 --------							
-------- YEAR 2020 --------							
-------- YEAR 2021 --------							
-------- YEAR 2022 --------							
-------- YEAR 2023 --------							
-------- YEAR 2024 --------							
-------- YEAR 2025 --------							
-------- YEAR 2026 --------							
-------- YEAR 2027 --------							
-------- YEAR 2028 --------							
-------- YEAR 2029 --------							
-------- YEAR 2030 --------							
-------- YEAR 2031 --------							
-------- YEAR 2032 --------							
-------- YEAR 2033 --------							
-------- YEAR 2034 --------							
-------- YEAR 2035 --------							
-------- YEAR 2036 --------							
-------- YEAR 2037 --------							
-------- YEAR 2038 --------							
-------- YEAR 2039 --------							
-------- YEAR 2040 --------							

========== SEASON 7 JULY ==========

THERMAL UNIT	307 SP3_Q_HM 3	308 SP3_Q_15 3	309 SP4_Q_HM 4	310 SP4_Q_15 4	311 SP5_HM 5	312 SP5_15 5	313 TNR_F_HM 1

-------- YEAR 2011 --------							
SEASONAL HEAT RATE PROFILE	0	0	0	0	0	0	0
-------- YEAR 2012 --------							
-------- YEAR 2013 --------							
-------- YEAR 2014 --------							
-------- YEAR 2015 --------							
-------- YEAR 2016 --------							
-------- YEAR 2017 --------							
-------- YEAR 2018 --------							
-------- YEAR 2019 --------							
-------- YEAR 2020 --------							
-------- YEAR 2021 --------							
-------- YEAR 2022 --------							
-------- YEAR 2023 --------							
-------- YEAR 2024 --------							
-------- YEAR 2025 --------							
-------- YEAR 2026 --------							
-------- YEAR 2027 --------							
-------- YEAR 2028 --------							
-------- YEAR 2029 --------							
-------- YEAR 2030 --------							
-------- YEAR 2031 --------							
-------- YEAR 2032 --------							
-------- YEAR 2033 --------							
-------- YEAR 2034 --------							
-------- YEAR 2035 --------							
-------- YEAR 2036 --------							
-------- YEAR 2037 --------							
-------- YEAR 2038 --------							
-------- YEAR 2039 --------							
-------- YEAR 2040 --------							

NOTE: DATA DISPLAYED AFTER 2011 ONLY IF
VALUE CHANGED FROM PREVIOUS YEAR.

AEP EAST
GENERATION AND FUEL MODULE
INPUT SUMMARY REPORT

QUALIFIER = GAF.INPUT.THERMAL UNIT.

========== SEASON 7 JULY ==========

THERMAL UNIT	314 TNR_F_15 1	315 TNR_F_HM 2	316 TNR_F_15 2	317 TNR_F_HM 3	318 TNR_F_15 3	319 PW_GP_15 5	320 RHills 1 1
-------- YEAR 2011 --------							
SEASONAL HEAT RATE PROFILE	0	0	0	0	0	0	0
-------- YEAR 2012 --------							
-------- YEAR 2013 --------							
-------- YEAR 2014 --------							
-------- YEAR 2015 --------							
-------- YEAR 2016 --------							
-------- YEAR 2017 --------							
-------- YEAR 2018 --------							
-------- YEAR 2019 --------							
-------- YEAR 2020 --------							
-------- YEAR 2021 --------							
-------- YEAR 2022 --------							
-------- YEAR 2023 --------							
-------- YEAR 2024 --------							
-------- YEAR 2025 --------							
-------- YEAR 2026 --------							
-------- YEAR 2027 --------							
-------- YEAR 2028 --------							
-------- YEAR 2029 --------							
-------- YEAR 2030 --------							
-------- YEAR 2031 --------							
-------- YEAR 2032 --------							
-------- YEAR 2033 --------							
-------- YEAR 2034 --------							
-------- YEAR 2035 --------							
-------- YEAR 2036 --------							
-------- YEAR 2037 --------							
-------- YEAR 2038 --------							
-------- YEAR 2039 --------							
-------- YEAR 2040 --------							

========== SEASON 7 JULY ==========

THERMAL UNIT	500 DUMMY_OP 0	501 DUMMY_IM 0	502 DUMMY_AP 0	503 DUMMY_KP 0	958 CC_KPCO 958	959 RP2D_KP 959	960 RP2D_IM 960
-------- YEAR 2011 --------							
SEASONAL HEAT RATE PROFILE	0	0	0	0	0	0	0
-------- YEAR 2012 --------							
-------- YEAR 2013 --------							
-------- YEAR 2014 --------							
-------- YEAR 2015 --------							
-------- YEAR 2016 --------							
-------- YEAR 2017 --------							
-------- YEAR 2018 --------							
-------- YEAR 2019 --------							
-------- YEAR 2020 --------							
-------- YEAR 2021 --------							
-------- YEAR 2022 --------							
-------- YEAR 2023 --------							
-------- YEAR 2024 --------							

-------- YEAR 2025 --------

-------- YEAR 2026 --------

-------- YEAR 2027 --------

-------- YEAR 2028 --------

-------- YEAR 2029 --------

-------- YEAR 2030 --------

-------- YEAR 2031 --------

-------- YEAR 2032 --------

-------- YEAR 2033 --------

-------- YEAR 2034 --------

-------- YEAR 2035 --------

-------- YEAR 2036 --------

-------- YEAR 2037 --------

-------- YEAR 2038 --------

-------- YEAR 2039 --------

-------- YEAR 2040 --------

========== SEASON 7 JULY ==========

THERMAL UNIT	961	962	963	964	965	966	967
	CSV6_SCR	CSV5_SCR	DUMMY_OP	DUMMY_OP	RP1D_03	RP1D_KP	BS2 FGD
	961	962	963	964	965	966	967
-------- YEAR 2011 --------							
SEASONAL HEAT RATE PROFILE	0	0	0	0	0	0	0

-------- YEAR 2012 --------

-------- YEAR 2013 --------

-------- YEAR 2014 --------

-------- YEAR 2015 --------

-------- YEAR 2016 --------

-------- YEAR 2017 --------

-------- YEAR 2018 --------

-------- YEAR 2019 --------

-------- YEAR 2020 --------

-------- YEAR 2021 --------

-------- YEAR 2022 --------

NOTE: DATA DISPLAYED AFTER 2011 ONLY IF
VALUE CHANGED FROM PREVIOUS YEAR.

AEP EAST
GENERATION AND FUEL MODULE
INPUT SUMMARY REPORT

QUALIFIER = GAF.INPUT.THERMAL UNIT.

========== SEASON 7 JULY ==========

THERMAL UNIT	961	962	963	964	965	966	967
	CSV6_SCR	CSV5_SCR	DUMMY_OP	DUMMY_OP	RP1D_03	RP1D_KP	BS2 FGD
	961	962	963	964	965	966	967
-------- YEAR 2023 --------							
-------- YEAR 2024 --------							
-------- YEAR 2025 --------							
-------- YEAR 2026 --------							
-------- YEAR 2027 --------							
-------- YEAR 2028 --------							
-------- YEAR 2029 --------							
-------- YEAR 2030 --------							
-------- YEAR 2031 --------							
-------- YEAR 2032 --------							
-------- YEAR 2033 --------							
-------- YEAR 2034 --------							
-------- YEAR 2035 --------							
-------- YEAR 2036 --------							
-------- YEAR 2037 --------							
-------- YEAR 2038 --------							
-------- YEAR 2039 --------							
-------- YEAR 2040 --------							

========== SEASON 7 JULY ==========

THERMAL UNIT	968	969	970	971	972	973	974
	CR2_NGCC	CR1_NGCC	MR5_NGCC	DUMMY_OP	DUMMY_OP	DUMMY_OP	DUMMY_OP
	968	969	970	971	972	973	974
-------- YEAR 2011 --------							
SEASONAL HEAT RATE PROFILE	0	0	0	0	0	0	0
-------- YEAR 2012 --------							
-------- YEAR 2013 --------							
-------- YEAR 2014 --------							
-------- YEAR 2015 --------							
-------- YEAR 2016 --------							
-------- YEAR 2017 --------							
-------- YEAR 2018 --------							
-------- YEAR 2019 --------							
-------- YEAR 2020 --------							
-------- YEAR 2021 --------							
-------- YEAR 2022 --------							
-------- YEAR 2023 --------							
-------- YEAR 2024 --------							
-------- YEAR 2025 --------							
-------- YEAR 2026 --------							
-------- YEAR 2027 --------							
-------- YEAR 2028 --------							
-------- YEAR 2029 --------							
-------- YEAR 2030 --------							
-------- YEAR 2031 --------							
-------- YEAR 2032 --------							
-------- YEAR 2033 --------							
-------- YEAR 2034 --------							
-------- YEAR 2035 --------							
-------- YEAR 2036 --------							

-------- YEAR 2037 --------

-------- YEAR 2038 --------

-------- YEAR 2039 --------

-------- YEAR 2040 --------

========== SEASON 7 JULY ==========

THERMAL UNIT	975	976	977	978	979	980	981
	DUMMY_OP 975	DUMMY_OP 976	DUMMY_OP 977	DUMMY_OP 978	DUMMY_OP 979	DUMMY_OP 980	DUMMY_OP 981
-------- YEAR 2011 --------							
SEASONAL HEAT RATE PROFILE	0	0	0	0	0	0	0

-------- YEAR 2012 --------

-------- YEAR 2013 --------

-------- YEAR 2014 --------

-------- YEAR 2015 --------

-------- YEAR 2016 --------

-------- YEAR 2017 --------

-------- YEAR 2018 --------

-------- YEAR 2019 --------

-------- YEAR 2020 --------

-------- YEAR 2021 --------

-------- YEAR 2022 --------

-------- YEAR 2023 --------

-------- YEAR 2024 --------

-------- YEAR 2025 --------

-------- YEAR 2026 --------

-------- YEAR 2027 --------

-------- YEAR 2028 --------

-------- YEAR 2029 --------

-------- YEAR 2030 --------

-------- YEAR 2031 --------

-------- YEAR 2032 --------

-------- YEAR 2033 --------

-------- YEAR 2034 --------

NOTE: DATA DISPLAYED AFTER 2011 ONLY IF
VALUE CHANGED FROM PREVIOUS YEAR.

AEP EAST
GENERATION AND FUEL MODULE
INPUT SUMMARY REPORT

QUALIFIER = GAF.INPUT.THERMAL UNIT.

========== SEASON 7 JULY ==========

THERMAL UNIT	975 DUMMY_OP 975	976 DUMMY_OP 976	977 DUMMY_OP 977	978 DUMMY_OP 978	979 DUMMY_OP 979	980 DUMMY_OP 980	981 DUMMY_OP 981
-------- YEAR 2035 --------							
-------- YEAR 2036 --------							
-------- YEAR 2037 --------							
-------- YEAR 2038 --------							
-------- YEAR 2039 --------							
-------- YEAR 2040 --------							

========== SEASON 7 JULY ==========

THERMAL UNIT	982 DUMMY_OP 982	983 DUMMY_OP 983	984 DUMMY_OP 984	985 DUMMY_OP 985	986 DUMMY_OP 986	987 DUMMY_OP 987	988 DUMMY_OP 988
-------- YEAR 2011 --------							
SEASONAL HEAT RATE PROFILE	0	0	0	0	0	0	0
-------- YEAR 2012 --------							
-------- YEAR 2013 --------							
-------- YEAR 2014 --------							
-------- YEAR 2015 --------							
-------- YEAR 2016 --------							
-------- YEAR 2017 --------							
-------- YEAR 2018 --------							
-------- YEAR 2019 --------							
-------- YEAR 2020 --------							
-------- YEAR 2021 --------							
-------- YEAR 2022 --------							
-------- YEAR 2023 --------							
-------- YEAR 2024 --------							
-------- YEAR 2025 --------							
-------- YEAR 2026 --------							
-------- YEAR 2027 --------							
-------- YEAR 2028 --------							
-------- YEAR 2029 --------							
-------- YEAR 2030 --------							
-------- YEAR 2031 --------							
-------- YEAR 2032 --------							
-------- YEAR 2033 --------							
-------- YEAR 2034 --------							
-------- YEAR 2035 --------							
-------- YEAR 2036 --------							
-------- YEAR 2037 --------							
-------- YEAR 2038 --------							
-------- YEAR 2039 --------							
-------- YEAR 2040 --------							

========== SEASON 7 JULY ==========

THERMAL UNIT	989 DUMMY_OP 989	990 DUMMY_OP 990	991 DUMMY_OP 991	992 DUMMY_OP 992	993 DUMMY_OP 993	994 DUMMY_OP 994	995 DUMMY_OP 995
-------- YEAR 2011 --------							
SEASONAL HEAT RATE PROFILE	0	0	0	0	0	0	0
-------- YEAR 2012 --------							
-------- YEAR 2013 --------							
-------- YEAR 2014 --------							
-------- YEAR 2015 --------							

-------- YEAR 2016 --------

-------- YEAR 2017 --------

-------- YEAR 2018 --------

-------- YEAR 2019 --------

-------- YEAR 2020 --------

-------- YEAR 2021 --------

-------- YEAR 2022 --------

-------- YEAR 2023 --------

-------- YEAR 2024 --------

-------- YEAR 2025 --------

-------- YEAR 2026 --------

-------- YEAR 2027 --------

-------- YEAR 2028 --------

-------- YEAR 2029 --------

-------- YEAR 2030 --------

-------- YEAR 2031 --------

-------- YEAR 2032 --------

-------- YEAR 2033 --------

-------- YEAR 2034 --------

-------- YEAR 2035 --------

-------- YEAR 2036 --------

-------- YEAR 2037 --------

-------- YEAR 2038 --------

-------- YEAR 2039 --------

-------- YEAR 2040 --------

========== SEASON 7 JULY ==========

THERMAL UNIT	996 T4_TRONA 996	997 RP2TR_KP 997	998 RP2TR_IM 998	999 DUMMY_OP 999
-------- YEAR 2011 --------				
SEASONAL HEAT RATE PROFILE	0	0	0	0
-------- YEAR 2012 --------				
-------- YEAR 2013 --------				

NOTE: DATA DISPLAYED AFTER 2011 ONLY IF
VALUE CHANGED FROM PREVIOUS YEAR.

AEP EAST
GENERATION AND FUEL MODULE
INPUT SUMMARY REPORT

QUALIFIER = GAF.INPUT.THERMAL UNIT.

========== SEASON 7 JULY ==========

THERMAL UNIT	996	997	998	999
	T4_TRONA	RP2TR_KP	RP2TR_IM	DUMMY_OP
	996	997	998	999
-------- YEAR 2014 --------				
-------- YEAR 2015 --------				
-------- YEAR 2016 --------				
-------- YEAR 2017 --------				
-------- YEAR 2018 --------				
-------- YEAR 2019 --------				
-------- YEAR 2020 --------				
-------- YEAR 2021 --------				
-------- YEAR 2022 --------				
-------- YEAR 2023 --------				
-------- YEAR 2024 --------				
-------- YEAR 2025 --------				
-------- YEAR 2026 --------				
-------- YEAR 2027 --------				
-------- YEAR 2028 --------				
-------- YEAR 2029 --------				
-------- YEAR 2030 --------				
-------- YEAR 2031 --------				
-------- YEAR 2032 --------				
-------- YEAR 2033 --------				
-------- YEAR 2034 --------				
-------- YEAR 2035 --------				
-------- YEAR 2036 --------				
-------- YEAR 2037 --------				
-------- YEAR 2038 --------				
-------- YEAR 2039 --------				
-------- YEAR 2040 --------				

========== SEASON 8 AUGUST ==========

THERMAL UNIT	1	2	3	4	5	6	7
	AMOS	AMOS	AMOS_OP	BECKJORD	BIG SAND	BIG SAND	CARD 1+2
	1	2	3	6	1	2	1
-------- YEAR 2011 --------							
SEASONAL HEAT RATE PROFILE	0	0	0	0	0	0	0
-------- YEAR 2012 --------							
-------- YEAR 2013 --------							
-------- YEAR 2014 --------							
-------- YEAR 2015 --------							
-------- YEAR 2016 --------							
-------- YEAR 2017 --------							
-------- YEAR 2018 --------							
-------- YEAR 2019 --------							
-------- YEAR 2020 --------							
-------- YEAR 2021 --------							
-------- YEAR 2022 --------							
-------- YEAR 2023 --------							
-------- YEAR 2024 --------							
-------- YEAR 2025 --------							
-------- YEAR 2026 --------							
-------- YEAR 2027 --------							

-------- YEAR 2028 --------

-------- YEAR 2029 --------

-------- YEAR 2030 --------

-------- YEAR 2031 --------

-------- YEAR 2032 --------

-------- YEAR 2033 --------

-------- YEAR 2034 --------

-------- YEAR 2035 --------

-------- YEAR 2036 --------

-------- YEAR 2037 --------

-------- YEAR 2038 --------

-------- YEAR 2039 --------

-------- YEAR 2040 --------

========== SEASON 8 AUGUST ==========

THERMAL UNIT	8	9	10	11	12	13	14
	CARD 1+2	CARD 3	CLIFTY	CLIFTY	CLIFTY	CLIFTY	CLIFTY
	2	3	1	2	3	4	5
-------- YEAR 2011 --------							
SEASONAL HEAT RATE PROFILE	0	0	0	0	0	0	0

-------- YEAR 2012 --------

-------- YEAR 2013 --------

-------- YEAR 2014 --------

-------- YEAR 2015 --------

-------- YEAR 2016 --------

-------- YEAR 2017 --------

-------- YEAR 2018 --------

-------- YEAR 2019 --------

-------- YEAR 2020 --------

-------- YEAR 2021 --------

-------- YEAR 2022 --------

-------- YEAR 2023 --------

-------- YEAR 2024 --------

-------- YEAR 2025 --------

NOTE: DATA DISPLAYED AFTER 2011 ONLY IF
VALUE CHANGED FROM PREVIOUS YEAR.

AEP EAST
GENERATION AND FUEL MODULE
INPUT SUMMARY REPORT

QUALIFIER = GAF.INPUT.THERMAL UNIT.

========== SEASON 8 AUGUST ==========

THERMAL UNIT	8	9	10	11	12	13	14
	CARD 1+2	CARD 3	CLIFTY	CLIFTY	CLIFTY	CLIFTY	CLIFTY
	2	3	1	2	3	4	5
-------- YEAR 2026 --------							
-------- YEAR 2027 --------							
-------- YEAR 2028 --------							
-------- YEAR 2029 --------							
-------- YEAR 2030 --------							
-------- YEAR 2031 --------							
-------- YEAR 2032 --------							
-------- YEAR 2033 --------							
-------- YEAR 2034 --------							
-------- YEAR 2035 --------							
-------- YEAR 2036 --------							
-------- YEAR 2037 --------							
-------- YEAR 2038 --------							
-------- YEAR 2039 --------							
-------- YEAR 2040 --------							

========== SEASON 8 AUGUST ==========

THERMAL UNIT	15	16	17	18	19	20	21
	CLIFTY	CLINCH R	CLINCH R	CLINCH R	ROCKP_KP	ROCKP_KP	CSVL 1-4
	6	1	2	3	1	2	3
-------- YEAR 2011 --------							
SEASONAL HEAT RATE PROFILE	0	0	0	0	0	0	0
-------- YEAR 2012 --------							
-------- YEAR 2013 --------							
-------- YEAR 2014 --------							
-------- YEAR 2015 --------							
-------- YEAR 2016 --------							
-------- YEAR 2017 --------							
-------- YEAR 2018 --------							
-------- YEAR 2019 --------							
-------- YEAR 2020 --------							
-------- YEAR 2021 --------							
-------- YEAR 2022 --------							
-------- YEAR 2023 --------							
-------- YEAR 2024 --------							
-------- YEAR 2025 --------							
-------- YEAR 2026 --------							
-------- YEAR 2027 --------							
-------- YEAR 2028 --------							
-------- YEAR 2029 --------							
-------- YEAR 2030 --------							
-------- YEAR 2031 --------							
-------- YEAR 2032 --------							
-------- YEAR 2033 --------							
-------- YEAR 2034 --------							
-------- YEAR 2035 --------							
-------- YEAR 2036 --------							
-------- YEAR 2037 --------							
-------- YEAR 2038 --------							
-------- YEAR 2039 --------							

-------- YEAR 2040 --------

========== SEASON 8 AUGUST ==========

THERMAL UNIT	22	23	24	25	26	27	28
	CSVL 1-4	CSVL 5+6	CSVL 5+6	D C COOK	D C COOK	GAVIN	GAVIN
	4	5	6	1	2	1	2
-------- YEAR 2011 --------							
SEASONAL HEAT RATE PROFILE	0	0	0	0	0	0	19
-------- YEAR 2012 --------							
SEASONAL HEAT RATE PROFILE	0	0	0	0	0	0	0

-------- YEAR 2013 --------

-------- YEAR 2014 --------

-------- YEAR 2015 --------

-------- YEAR 2016 --------

-------- YEAR 2017 --------

-------- YEAR 2018 --------

-------- YEAR 2019 --------

-------- YEAR 2020 --------

-------- YEAR 2021 --------

-------- YEAR 2022 --------

-------- YEAR 2023 --------

-------- YEAR 2024 --------

-------- YEAR 2025 --------

-------- YEAR 2026 --------

-------- YEAR 2027 --------

-------- YEAR 2028 --------

-------- YEAR 2029 --------

-------- YEAR 2030 --------

-------- YEAR 2031 --------

-------- YEAR 2032 --------

-------- YEAR 2033 --------

-------- YEAR 2034 --------

-------- YEAR 2035 --------

-------- YEAR 2036 --------

-------- YEAR 2037 --------

NOTE: DATA DISPLAYED AFTER 2011 ONLY IF
VALUE CHANGED FROM PREVIOUS YEAR.

AEP EAST
GENERATION AND FUEL MODULE
INPUT SUMMARY REPORT

QUALIFIER = GAF.INPUT.THERMAL UNIT.

========== SEASON 8 AUGUST ==========

THERMAL UNIT	22	23	24	25	26	27	28
	CSVL 1-4	CSVL 5+6	CSVL 5+6	D C COOK	D C COOK	GAVIN	GAVIN
	4	5	6	1	2	1	2
-------- YEAR 2038 --------							
-------- YEAR 2039 --------							
-------- YEAR 2040 --------							

========== SEASON 8 AUGUST ==========

THERMAL UNIT	29	30	33	34	35	36	37
	GLEN LYN	GLEN LYN	KAMMER	KAMMER	KAMMER	KANAWHA	KANAWHA
	5	6	1	2	3	1	2
-------- YEAR 2011 --------							
SEASONAL HEAT RATE PROFILE	0	0	0	0	0	0	0
-------- YEAR 2012 --------							
-------- YEAR 2013 --------							
-------- YEAR 2014 --------							
-------- YEAR 2015 --------							
-------- YEAR 2016 --------							
-------- YEAR 2017 --------							
-------- YEAR 2018 --------							
-------- YEAR 2019 --------							
-------- YEAR 2020 --------							
-------- YEAR 2021 --------							
-------- YEAR 2022 --------							
-------- YEAR 2023 --------							
-------- YEAR 2024 --------							
-------- YEAR 2025 --------							
-------- YEAR 2026 --------							
-------- YEAR 2027 --------							
-------- YEAR 2028 --------							
-------- YEAR 2029 --------							
-------- YEAR 2030 --------							
-------- YEAR 2031 --------							
-------- YEAR 2032 --------							
-------- YEAR 2033 --------							
-------- YEAR 2034 --------							
-------- YEAR 2035 --------							
-------- YEAR 2036 --------							
-------- YEAR 2037 --------							
-------- YEAR 2038 --------							
-------- YEAR 2039 --------							
-------- YEAR 2040 --------							

========== SEASON 8 AUGUST ==========

THERMAL UNIT	38	39	40	41	42	43	44
	KYGER	KYGER	KYGER	KYGER	KYGER	MITCHELL	MITCHELL
	1	2	3	4	5	1	2
-------- YEAR 2011 --------							
SEASONAL HEAT RATE PROFILE	0	0	0	0	0	0	0
-------- YEAR 2012 --------							
-------- YEAR 2013 --------							
-------- YEAR 2014 --------							
-------- YEAR 2015 --------							
-------- YEAR 2016 --------							
-------- YEAR 2017 --------							
-------- YEAR 2018 --------							

-------- YEAR 2019 --------

-------- YEAR 2020 --------

-------- YEAR 2021 --------

-------- YEAR 2022 --------

-------- YEAR 2023 --------

-------- YEAR 2024 --------

-------- YEAR 2025 --------

-------- YEAR 2026 --------

-------- YEAR 2027 --------

-------- YEAR 2028 --------

-------- YEAR 2029 --------

-------- YEAR 2030 --------

-------- YEAR 2031 --------

-------- YEAR 2032 --------

-------- YEAR 2033 --------

-------- YEAR 2034 --------

-------- YEAR 2035 --------

-------- YEAR 2036 --------

-------- YEAR 2037 --------

-------- YEAR 2038 --------

-------- YEAR 2039 --------

-------- YEAR 2040 --------

========== SEASON 8 AUGUST ==========

THERMAL UNIT	45 MOUNT_ER 1	46 MUSK RVR 1	47 MUSK RVR 2	48 MUSK RVR 3	49 MUSK RVR 4	50 MUSK RVR 5	51 P SPORN 1
-------- YEAR 2011 --------							
SEASONAL HEAT RATE PROFILE	45	0	0	0	0	0	0
-------- YEAR 2012 --------							
SEASONAL HEAT RATE PROFILE	0	0	0	0	0	0	0
-------- YEAR 2013 --------							
-------- YEAR 2014 --------							
SEASONAL HEAT RATE PROFILE	150	0	0	0	0	0	0
-------- YEAR 2015 --------							
SEASONAL HEAT RATE PROFILE	0	0	0	0	0	0	0

NOTE: DATA DISPLAYED AFTER 2011 ONLY IF
VALUE CHANGED FROM PREVIOUS YEAR.

AEP EAST
GENERATION AND FUEL MODULE
INPUT SUMMARY REPORT

QUALIFIER = GAF.INPUT.THERMAL UNIT.

========== SEASON 8 AUGUST ==========

THERMAL UNIT	45	46	47	48	49	50	51
	MOUNT_ER	MUSK RVR	MUSK RVR	MUSK RVR	MUSK RVR	MUSK RVR	P SPORN
	1	1	2	3	4	5	1
-------- YEAR 2016 --------							
-------- YEAR 2017 --------							
-------- YEAR 2018 --------							
-------- YEAR 2019 --------							
-------- YEAR 2020 --------							
-------- YEAR 2021 --------							
-------- YEAR 2022 --------							
-------- YEAR 2023 --------							
-------- YEAR 2024 --------							
-------- YEAR 2025 --------							
-------- YEAR 2026 --------							
-------- YEAR 2027 --------							
-------- YEAR 2028 --------							
-------- YEAR 2029 --------							
-------- YEAR 2030 --------							
-------- YEAR 2031 --------							
-------- YEAR 2032 --------							
-------- YEAR 2033 --------							
-------- YEAR 2034 --------							
-------- YEAR 2035 --------							
-------- YEAR 2036 --------							
-------- YEAR 2037 --------							
-------- YEAR 2038 --------							
-------- YEAR 2039 --------							
-------- YEAR 2040 --------							

========== SEASON 8 AUGUST ==========

THERMAL UNIT	52	53	54	55	56	57	58
	P SPORN	P SPORN	P SPORN	P SPORN	PICWAY	RPRET_IM	RPRUN_IM
	2	3	4	5	5	1	1
-------- YEAR 2011 --------							
SEASONAL HEAT RATE PROFILE	0	0	0	0	0	0	0
-------- YEAR 2012 --------							
-------- YEAR 2013 --------							
-------- YEAR 2014 --------							
-------- YEAR 2015 --------							
-------- YEAR 2016 --------							
-------- YEAR 2017 --------							
-------- YEAR 2018 --------							
-------- YEAR 2019 --------							
-------- YEAR 2020 --------							
-------- YEAR 2021 --------							
-------- YEAR 2022 --------							
-------- YEAR 2023 --------							
-------- YEAR 2024 --------							
-------- YEAR 2025 --------							
-------- YEAR 2026 --------							
-------- YEAR 2027 --------							
-------- YEAR 2028 --------							
-------- YEAR 2029 --------							

-------- YEAR 2030 --------

-------- YEAR 2031 --------

-------- YEAR 2032 --------

-------- YEAR 2033 --------

-------- YEAR 2034 --------

-------- YEAR 2035 --------

-------- YEAR 2036 --------

-------- YEAR 2037 --------

-------- YEAR 2038 --------

-------- YEAR 2039 --------

-------- YEAR 2040 --------

========== SEASON 8 AUGUST ==========

THERMAL UNIT	59	61	62	63	64	65	66
	ROCKP_IM	STUART	STUART	STUART	STUART	AMOS_AP	TANN 1-3
	2	1	2	3	4	3	1
-------- YEAR 2011 --------							
SEASONAL HEAT RATE PROFILE	0	0	0	0	0	0	0

-------- YEAR 2012 --------

-------- YEAR 2013 --------

-------- YEAR 2014 --------

-------- YEAR 2015 --------

-------- YEAR 2016 --------

-------- YEAR 2017 --------

-------- YEAR 2018 --------

-------- YEAR 2019 --------

-------- YEAR 2020 --------

-------- YEAR 2021 --------

-------- YEAR 2022 --------

-------- YEAR 2023 --------

-------- YEAR 2024 --------

-------- YEAR 2025 --------

-------- YEAR 2026 --------

-------- YEAR 2027 --------

NOTE: DATA DISPLAYED AFTER 2011 ONLY IF
VALUE CHANGED FROM PREVIOUS YEAR.

AEP EAST
GENERATION AND FUEL MODULE
INPUT SUMMARY REPORT

QUALIFIER = GAF.INPUT.THERMAL UNIT.

========== SEASON 8 AUGUST ==========

THERMAL UNIT	59	61	62	63	64	65	66
	ROCKP_IM	STUART	STUART	STUART	STUART	AMOS_AP	TANN 1-3
	2	1	2	3	4	3	1
-------- YEAR 2028 --------							
-------- YEAR 2029 --------							
-------- YEAR 2030 --------							
-------- YEAR 2031 --------							
-------- YEAR 2032 --------							
-------- YEAR 2033 --------							
-------- YEAR 2034 --------							
-------- YEAR 2035 --------							
-------- YEAR 2036 --------							
-------- YEAR 2037 --------							
-------- YEAR 2038 --------							
-------- YEAR 2039 --------							
-------- YEAR 2040 --------							

========== SEASON 8 AUGUST ==========

THERMAL UNIT	67	68	69	70	71	72	73
	TANN 1-3	TANN 1-3	TANN 4	ZIMMER	ROBTMONE	ROBTMONE	ROBTMONE
	2	3	4	1	1	2	3
-------- YEAR 2011 --------							
SEASONAL HEAT RATE PROFILE	0	0	0	0	162	162	162
-------- YEAR 2012 --------							
-------- YEAR 2013 --------							
-------- YEAR 2014 --------							
-------- YEAR 2015 --------							
-------- YEAR 2016 --------							
-------- YEAR 2017 --------							
-------- YEAR 2018 --------							
-------- YEAR 2019 --------							
-------- YEAR 2020 --------							
-------- YEAR 2021 --------							
-------- YEAR 2022 --------							
-------- YEAR 2023 --------							
-------- YEAR 2024 --------							
-------- YEAR 2025 --------							
-------- YEAR 2026 --------							
-------- YEAR 2027 --------							
-------- YEAR 2028 --------							
-------- YEAR 2029 --------							
-------- YEAR 2030 --------							
-------- YEAR 2031 --------							
-------- YEAR 2032 --------							
-------- YEAR 2033 --------							
-------- YEAR 2034 --------							
-------- YEAR 2035 --------							
-------- YEAR 2036 --------							
-------- YEAR 2037 --------							
-------- YEAR 2038 --------							
-------- YEAR 2039 --------							
-------- YEAR 2040 --------							

========== SEASON 8 AUGUST ==========

THERMAL UNIT	75	76	77	78	79	80	81

	CEREDO 1	CEREDO 2	CEREDO 3	CEREDO 4	CEREDO 5	CEREDO 6	DARBY 1
-------- YEAR 2011 --------							
SEASONAL HEAT RATE PROFILE	0	0	0	0	0	0	0
-------- YEAR 2012 --------							
-------- YEAR 2013 --------							
-------- YEAR 2014 --------							
-------- YEAR 2015 --------							
-------- YEAR 2016 --------							
-------- YEAR 2017 --------							
-------- YEAR 2018 --------							
-------- YEAR 2019 --------							
-------- YEAR 2020 --------							
-------- YEAR 2021 --------							
-------- YEAR 2022 --------							
-------- YEAR 2023 --------							
-------- YEAR 2024 --------							
-------- YEAR 2025 --------							
-------- YEAR 2026 --------							
-------- YEAR 2027 --------							
-------- YEAR 2028 --------							
-------- YEAR 2029 --------							
-------- YEAR 2030 --------							
-------- YEAR 2031 --------							
-------- YEAR 2032 --------							
-------- YEAR 2033 --------							
-------- YEAR 2034 --------							
-------- YEAR 2035 --------							
-------- YEAR 2036 --------							
-------- YEAR 2037 --------							
-------- YEAR 2038 --------							
-------- YEAR 2039 --------							

NOTE: DATA DISPLAYED AFTER 2011 ONLY IF
VALUE CHANGED FROM PREVIOUS YEAR.

AEP EAST
GENERATION AND FUEL MODULE
INPUT SUMMARY REPORT

QUALIFIER = GAF.INPUT.THERMAL UNIT.

========== SEASON 8 AUGUST ==========

THERMAL UNIT	75	76	77	78	79	80	81
	CEREDO	CEREDO	CEREDO	CEREDO	CEREDO	CEREDO	DARBY
	1	2	3	4	5	6	1
-------- YEAR 2040 --------							

========== SEASON 8 AUGUST ==========

THERMAL UNIT	82	83	84	85	86	87	88
	DARBY	DARBY	DARBY	DARBY	DARBY	LWBG WIN	LWBG WIN
	2	3	4	5	6	1	2
-------- YEAR 2011 --------							
SEASONAL HEAT RATE PROFILE	0	0	0	0	0	0	0
-------- YEAR 2012 --------							
-------- YEAR 2013 --------							
-------- YEAR 2014 --------							
-------- YEAR 2015 --------							
-------- YEAR 2016 --------							
-------- YEAR 2017 --------							
-------- YEAR 2018 --------							
-------- YEAR 2019 --------							
-------- YEAR 2020 --------							
-------- YEAR 2021 --------							
-------- YEAR 2022 --------							
-------- YEAR 2023 --------							
-------- YEAR 2024 --------							
-------- YEAR 2025 --------							
-------- YEAR 2026 --------							
-------- YEAR 2027 --------							
-------- YEAR 2028 --------							
-------- YEAR 2029 --------							
-------- YEAR 2030 --------							
-------- YEAR 2031 --------							
-------- YEAR 2032 --------							
-------- YEAR 2033 --------							
-------- YEAR 2034 --------							
-------- YEAR 2035 --------							
-------- YEAR 2036 --------							
-------- YEAR 2037 --------							
-------- YEAR 2038 --------							
-------- YEAR 2039 --------							
-------- YEAR 2040 --------							

========== SEASON 8 AUGUST ==========

THERMAL UNIT	89	90	91	92	93	94	101
	LWBG SMR	LWBG SMR	WATR CC	WATR2	DRESDEN	DRESD2	NUCLEAR
	1	2	1	1	1	1	1
-------- YEAR 2011 --------							
SEASONAL HEAT RATE PROFILE	0	0	0	0	0	0	0
-------- YEAR 2012 --------							
-------- YEAR 2013 --------							
-------- YEAR 2014 --------							
-------- YEAR 2015 --------							
-------- YEAR 2016 --------							
-------- YEAR 2017 --------							
-------- YEAR 2018 --------							
-------- YEAR 2019 --------							
-------- YEAR 2020 --------							

-------- YEAR 2021 --------

-------- YEAR 2022 --------

-------- YEAR 2023 --------

-------- YEAR 2024 --------

-------- YEAR 2025 --------

-------- YEAR 2026 --------

-------- YEAR 2027 --------

-------- YEAR 2028 --------

-------- YEAR 2029 --------

-------- YEAR 2030 --------

-------- YEAR 2031 --------

-------- YEAR 2032 --------

-------- YEAR 2033 --------

-------- YEAR 2034 --------

-------- YEAR 2035 --------

-------- YEAR 2036 --------

-------- YEAR 2037 --------

-------- YEAR 2038 --------

-------- YEAR 2039 --------

-------- YEAR 2040 --------

========== SEASON 8 AUGUST ==========

THERMAL UNIT	102	103	104	105	106	107	108
	UPC_NCCS	PC_UL_SU	UPC_RCCS	IGC_NCCS	IGCC GE	IGC_RCCS	CC 2X1FB
	1	1	1	1	1	1	1
-------- YEAR 2011 --------							
SEASONAL HEAT RATE PROFILE	0	0	0	0	0	0	0

-------- YEAR 2012 --------

-------- YEAR 2013 --------

-------- YEAR 2014 --------

-------- YEAR 2015 --------

-------- YEAR 2016 --------

-------- YEAR 2017 --------

-------- YEAR 2018 --------

NOTE: DATA DISPLAYED AFTER 2011 ONLY IF
VALUE CHANGED FROM PREVIOUS YEAR.

AEP EAST
GENERATION AND FUEL MODULE
INPUT SUMMARY REPORT

QUALIFIER = GAF.INPUT.THERMAL UNIT.

========== SEASON 8 AUGUST ==========

THERMAL UNIT	102	103	104	105	106	107	108
	UPC_NCCS	PC_UL_SU	UPC_RCCS	IGC_NCCS	IGCC GE	IGC_RCCS	CC 2X1FB
	1	1	1	1	1	1	1
-------- YEAR 2019 --------							
-------- YEAR 2020 --------							
-------- YEAR 2021 --------							
-------- YEAR 2022 --------							
-------- YEAR 2023 --------							
-------- YEAR 2024 --------							
-------- YEAR 2025 --------							
-------- YEAR 2026 --------							
-------- YEAR 2027 --------							
-------- YEAR 2028 --------							
-------- YEAR 2029 --------							
-------- YEAR 2030 --------							
-------- YEAR 2031 --------							
-------- YEAR 2032 --------							
-------- YEAR 2033 --------							
-------- YEAR 2034 --------							
-------- YEAR 2035 --------							
-------- YEAR 2036 --------							
-------- YEAR 2037 --------							
-------- YEAR 2038 --------							
-------- YEAR 2039 --------							
-------- YEAR 2040 --------							

========== SEASON 8 AUGUST ==========

THERMAL UNIT	109	110	111	114	115	124	125
	CC 2x1FA	CC 1x17H	BS2_CC	CT GE7FA	CT_GE7EA	BS2_FGD	BS1_FGD
	1	1	1	1	1	2	1
-------- YEAR 2011 --------							
SEASONAL HEAT RATE PROFILE	0	0	182	0	0	0	0
-------- YEAR 2012 --------							
-------- YEAR 2013 --------							
-------- YEAR 2014 --------							
-------- YEAR 2015 --------							
-------- YEAR 2016 --------							
-------- YEAR 2017 --------							
-------- YEAR 2018 --------							
-------- YEAR 2019 --------							
-------- YEAR 2020 --------							
-------- YEAR 2021 --------							
-------- YEAR 2022 --------							
-------- YEAR 2023 --------							
-------- YEAR 2024 --------							
-------- YEAR 2025 --------							
-------- YEAR 2026 --------							
-------- YEAR 2027 --------							
-------- YEAR 2028 --------							
-------- YEAR 2029 --------							
-------- YEAR 2030 --------							
-------- YEAR 2031 --------							
-------- YEAR 2032 --------							

-------- YEAR 2033 --------

-------- YEAR 2034 --------

-------- YEAR 2035 --------

-------- YEAR 2036 --------

-------- YEAR 2037 --------

-------- YEAR 2038 --------

-------- YEAR 2039 --------

-------- YEAR 2040 --------

========== SEASON 8 AUGUST ==========

THERMAL UNIT	126	127	129	130	131	132	133
	CSV5_SCR	CSV6_SCR	CR1_NGCC	CR2_NGCC	MR5_NGCC	MR5_FGD	RP1D_IM
	5	6	1	2	5	5	1
-------- YEAR 2011 --------							
SEASONAL HEAT RATE PROFILE	0	0	0	0	0	0	0

-------- YEAR 2012 --------

-------- YEAR 2013 --------

-------- YEAR 2014 --------

-------- YEAR 2015 --------

-------- YEAR 2016 --------

-------- YEAR 2017 --------

-------- YEAR 2018 --------

-------- YEAR 2019 --------

-------- YEAR 2020 --------

-------- YEAR 2021 --------

-------- YEAR 2022 --------

-------- YEAR 2023 --------

-------- YEAR 2024 --------

-------- YEAR 2025 --------

-------- YEAR 2026 --------

-------- YEAR 2027 --------

-------- YEAR 2028 --------

-------- YEAR 2029 --------

-------- YEAR 2030 --------

NOTE: DATA DISPLAYED AFTER 2011 ONLY IF
VALUE CHANGED FROM PREVIOUS YEAR.

AEP EAST
GENERATION AND FUEL MODULE
INPUT SUMMARY REPORT

QUALIFIER = GAF.INPUT.THERMAL UNIT.

========== SEASON 8 AUGUST ==========

THERMAL UNIT	126 CSV5_SCR 5	127 CSV6_SCR 6	129 CR1_NGCC 1	130 CR2_NGCC 2	131 MR5_NGCC 5	132 MR5_FGD 5	133 RP1D_IM 1
-------- YEAR 2031 --------							
-------- YEAR 2032 --------							
-------- YEAR 2033 --------							
-------- YEAR 2034 --------							
-------- YEAR 2035 --------							
-------- YEAR 2036 --------							
-------- YEAR 2037 --------							
-------- YEAR 2038 --------							
-------- YEAR 2039 --------							
-------- YEAR 2040 --------							

========== SEASON 8 AUGUST ==========

THERMAL UNIT	134 RP2D_IM 2	135 TAN4_FGD 4	136 RP1D_KP 1	137 RP2D_KP 2	144 TC4_ESP 4	145 A390% AP 3	146 A390%OP 3
-------- YEAR 2011 --------							
SEASONAL HEAT RATE PROFILE	0	0	0	0	0	0	0
-------- YEAR 2012 --------							
-------- YEAR 2013 --------							
-------- YEAR 2014 --------							
-------- YEAR 2015 --------							
-------- YEAR 2016 --------							
-------- YEAR 2017 --------							
-------- YEAR 2018 --------							
-------- YEAR 2019 --------							
-------- YEAR 2020 --------							
-------- YEAR 2021 --------							
-------- YEAR 2022 --------							
-------- YEAR 2023 --------							
-------- YEAR 2024 --------							
-------- YEAR 2025 --------							
-------- YEAR 2026 --------							
-------- YEAR 2027 --------							
-------- YEAR 2028 --------							
-------- YEAR 2029 --------							
-------- YEAR 2030 --------							
-------- YEAR 2031 --------							
-------- YEAR 2032 --------							
-------- YEAR 2033 --------							
-------- YEAR 2034 --------							
-------- YEAR 2035 --------							
-------- YEAR 2036 --------							
-------- YEAR 2037 --------							
-------- YEAR 2038 --------							
-------- YEAR 2039 --------							
-------- YEAR 2040 --------							

========== SEASON 8 AUGUST ==========

THERMAL UNIT	147 MTN_90% 1	148 RPT1_90% 1	149 RPT2_90% 2	150 GV1_90% 1	151 GV2_90% 2	153 MTN_18% 1	154 CC_FA_KP 1
-------- YEAR 2011 --------							
SEASONAL HEAT RATE PROFILE	0	0	0	0	0	0	0

-------- YEAR 2012 --------							
-------- YEAR 2013 --------							
-------- YEAR 2014 --------							
SEASONAL HEAT RATE PROFILE	150	0	0	0	0	150	0
-------- YEAR 2015 --------							
SEASONAL HEAT RATE PROFILE	0	0	0	0	0	0	0
-------- YEAR 2016 --------							
-------- YEAR 2017 --------							
-------- YEAR 2018 --------							
-------- YEAR 2019 --------							
-------- YEAR 2020 --------							
-------- YEAR 2021 --------							
-------- YEAR 2022 --------							
-------- YEAR 2023 --------							
-------- YEAR 2024 --------							
-------- YEAR 2025 --------							
-------- YEAR 2026 --------							
-------- YEAR 2027 --------							
-------- YEAR 2028 --------							
-------- YEAR 2029 --------							
-------- YEAR 2030 --------							
-------- YEAR 2031 --------							
-------- YEAR 2032 --------							
-------- YEAR 2033 --------							
-------- YEAR 2034 --------							
-------- YEAR 2035 --------							
-------- YEAR 2036 --------							
-------- YEAR 2037 --------							
-------- YEAR 2038 --------							
-------- YEAR 2039 --------							
-------- YEAR 2040 --------							

NOTE: DATA DISPLAYED AFTER 2011 ONLY IF
VALUE CHANGED FROM PREVIOUS YEAR.

AEP EAST
GENERATION AND FUEL MODULE
INPUT SUMMARY REPORT

QUALIFIER = GAF.INPUT.THERMAL UNIT.

========== SEASON 8 AUGUST ==========

THERMAL UNIT	155 CT_OHIO 1	156 CC_OH 1	157 CT_I&M 1	158 CC_I&M 1	159 CT_APCO 1	160 CC_APCO 1	161 CT_KPCO 1
-------- YEAR 2011 --------							
SEASONAL HEAT RATE PROFILE	0	0	0	0	0	0	0
-------- YEAR 2012 --------							
-------- YEAR 2013 --------							
-------- YEAR 2014 --------							
-------- YEAR 2015 --------							
-------- YEAR 2016 --------							
-------- YEAR 2017 --------							
-------- YEAR 2018 --------							
-------- YEAR 2019 --------							
-------- YEAR 2020 --------							
-------- YEAR 2021 --------							
-------- YEAR 2022 --------							
-------- YEAR 2023 --------							
-------- YEAR 2024 --------							
-------- YEAR 2025 --------							
-------- YEAR 2026 --------							
-------- YEAR 2027 --------							
-------- YEAR 2028 --------							
-------- YEAR 2029 --------							
-------- YEAR 2030 --------							
-------- YEAR 2031 --------							
-------- YEAR 2032 --------							
-------- YEAR 2033 --------							
-------- YEAR 2034 --------							
-------- YEAR 2035 --------							
-------- YEAR 2036 --------							
-------- YEAR 2037 --------							
-------- YEAR 2038 --------							
-------- YEAR 2039 --------							
-------- YEAR 2040 --------							

========== SEASON 8 AUGUST ==========

THERMAL UNIT	162 CC_KPCO 1	163 BS2 FGD 1	164 BS2 FGD 5	165 BS2 FGD 22	166 BS2 FGD 23	168 IGCC AP 1	169 PC_UL_AP 1
-------- YEAR 2011 --------							
SEASONAL HEAT RATE PROFILE	0	0	0	0	0	0	0
-------- YEAR 2012 --------							
-------- YEAR 2013 --------							
-------- YEAR 2014 --------							
-------- YEAR 2015 --------							
-------- YEAR 2016 --------							
-------- YEAR 2017 --------							
-------- YEAR 2018 --------							
-------- YEAR 2019 --------							
-------- YEAR 2020 --------							
-------- YEAR 2021 --------							
-------- YEAR 2022 --------							
-------- YEAR 2023 --------							
-------- YEAR 2024 --------							

-------- YEAR 2025 --------

-------- YEAR 2026 --------

-------- YEAR 2027 --------

-------- YEAR 2028 --------

-------- YEAR 2029 --------

-------- YEAR 2030 --------

-------- YEAR 2031 --------

-------- YEAR 2032 --------

-------- YEAR 2033 --------

-------- YEAR 2034 --------

-------- YEAR 2035 --------

-------- YEAR 2036 --------

-------- YEAR 2037 --------

-------- YEAR 2038 --------

-------- YEAR 2039 --------

-------- YEAR 2040 --------

========== SEASON 8 AUGUST ==========

THERMAL UNIT	170	171	172	173	174	175	176
	Nuke_AP	IGCC IM	PC_UL_IM	NUKE_IM	IGCC KP	PC_UL_KP	NUKE_KP
	1	1	1	1	1	1	1
-------- YEAR 2011 --------							
SEASONAL HEAT RATE PROFILE	0	0	0	0	0	0	0

-------- YEAR 2012 --------

-------- YEAR 2013 --------

-------- YEAR 2014 --------

-------- YEAR 2015 --------

-------- YEAR 2016 --------

-------- YEAR 2017 --------

-------- YEAR 2018 --------

-------- YEAR 2019 --------

-------- YEAR 2020 --------

-------- YEAR 2021 --------

-------- YEAR 2022 --------

NOTE: DATA DISPLAYED AFTER 2011 ONLY IF
VALUE CHANGED FROM PREVIOUS YEAR.

AEP EAST
GENERATION AND FUEL MODULE
INPUT SUMMARY REPORT

QUALIFIER = GAF.INPUT.THERMAL UNIT.

========== SEASON 8 AUGUST ==========

THERMAL UNIT	170 Nuke_AP	171 IGCC IM	172 PC_UL_IM	173 NUKE_IM	174 IGCC KP	175 PC_UL_KP	176 NUKE_KP
	1	1	1	1	1	1	1
-------- YEAR 2023 --------							
-------- YEAR 2024 --------							
-------- YEAR 2025 --------							
-------- YEAR 2026 --------							
-------- YEAR 2027 --------							
-------- YEAR 2028 --------							
-------- YEAR 2029 --------							
-------- YEAR 2030 --------							
-------- YEAR 2031 --------							
-------- YEAR 2032 --------							
-------- YEAR 2033 --------							
-------- YEAR 2034 --------							
-------- YEAR 2035 --------							
-------- YEAR 2036 --------							
-------- YEAR 2037 --------							
-------- YEAR 2038 --------							
-------- YEAR 2039 --------							
-------- YEAR 2040 --------							

========== SEASON 8 AUGUST ==========

THERMAL UNIT	177 IGCC OH	178 PC_UL_OH	179 NUKE OH	181 RP1D_03	182 RP1D_04	183 RP1D_08	184 RP1D_20
	1	1	1	1	1	1	1
-------- YEAR 2011 --------							
SEASONAL HEAT RATE PROFILE	0	0	0	0	0	0	0
-------- YEAR 2012 --------							
-------- YEAR 2013 --------							
-------- YEAR 2014 --------							
-------- YEAR 2015 --------							
-------- YEAR 2016 --------							
-------- YEAR 2017 --------							
-------- YEAR 2018 --------							
-------- YEAR 2019 --------							
-------- YEAR 2020 --------							
-------- YEAR 2021 --------							
-------- YEAR 2022 --------							
-------- YEAR 2023 --------							
-------- YEAR 2024 --------							
-------- YEAR 2025 --------							
-------- YEAR 2026 --------							
-------- YEAR 2027 --------							
-------- YEAR 2028 --------							
-------- YEAR 2029 --------							
-------- YEAR 2030 --------							
-------- YEAR 2031 --------							
-------- YEAR 2032 --------							
-------- YEAR 2033 --------							
-------- YEAR 2034 --------							
-------- YEAR 2035 --------							
-------- YEAR 2036 --------							

-------- YEAR 2037 --------

-------- YEAR 2038 --------

-------- YEAR 2039 --------

-------- YEAR 2040 --------

========== SEASON 8 AUGUST ==========

THERMAL UNIT	186	187	188	189	190	191	223
	RP1TR_IM	RP2TR_IM	RP1TR_KP	RP2TR_KP	T4_TRONA	T4_TRCCR	MR_STKR1
	1	2	1	2	4	4	1
-------- YEAR 2011 --------							
SEASONAL HEAT RATE PROFILE	0	0	0	0	0	0	0

-------- YEAR 2012 --------

-------- YEAR 2013 --------

-------- YEAR 2014 --------

-------- YEAR 2015 --------

-------- YEAR 2016 --------

-------- YEAR 2017 --------

-------- YEAR 2018 --------

-------- YEAR 2019 --------

-------- YEAR 2020 --------

-------- YEAR 2021 --------

-------- YEAR 2022 --------

-------- YEAR 2023 --------

-------- YEAR 2024 --------

-------- YEAR 2025 --------

-------- YEAR 2026 --------

-------- YEAR 2027 --------

-------- YEAR 2028 --------

-------- YEAR 2029 --------

-------- YEAR 2030 --------

-------- YEAR 2031 --------

-------- YEAR 2032 --------

-------- YEAR 2033 --------

-------- YEAR 2034 --------

NOTE: DATA DISPLAYED AFTER 2011 ONLY IF
VALUE CHANGED FROM PREVIOUS YEAR.

AEP EAST
GENERATION AND FUEL MODULE
INPUT SUMMARY REPORT

QUALIFIER = GAF.INPUT.THERMAL UNIT.

========== SEASON 8 AUGUST ==========

THERMAL UNIT	186 RP1TR_IM 1	187 RP2TR_IM 2	188 RP1TR_KP 1	189 RP2TR_KP 2	190 T4_TRONA 4	191 T4_TRCCR 4	223 MR_STKR1 1
-------- YEAR 2035 --------							
-------- YEAR 2036 --------							
-------- YEAR 2037 --------							
-------- YEAR 2038 --------							
-------- YEAR 2039 --------							
-------- YEAR 2040 --------							

========== SEASON 8 AUGUST ==========

THERMAL UNIT	224 MR_STKR2 1	228 AMS3_SI 3	229 BS2_SI 2	230 MR5_CF 5	231 MR5_SI 5	232 RPT1_CF 1	233 RPT2_CF 2
-------- YEAR 2011 --------							
SEASONAL HEAT RATE PROFILE	0	0	0	0	0	0	0
-------- YEAR 2012 --------							
-------- YEAR 2013 --------							
-------- YEAR 2014 --------							
-------- YEAR 2015 --------							
-------- YEAR 2016 --------							
-------- YEAR 2017 --------							
-------- YEAR 2018 --------							
-------- YEAR 2019 --------							
-------- YEAR 2020 --------							
-------- YEAR 2021 --------							
-------- YEAR 2022 --------							
-------- YEAR 2023 --------							
-------- YEAR 2024 --------							
-------- YEAR 2025 --------							
-------- YEAR 2026 --------							
-------- YEAR 2027 --------							
-------- YEAR 2028 --------							
-------- YEAR 2029 --------							
-------- YEAR 2030 --------							
-------- YEAR 2031 --------							
-------- YEAR 2032 --------							
-------- YEAR 2033 --------							
-------- YEAR 2034 --------							
-------- YEAR 2035 --------							
-------- YEAR 2036 --------							
-------- YEAR 2037 --------							
-------- YEAR 2038 --------							
-------- YEAR 2039 --------							
-------- YEAR 2040 --------							

========== SEASON 8 AUGUST ==========

THERMAL UNIT	234 RPT1_SI 1	235 RPT2_SI 2	251 DC1_HPT 1	252 DC1_IS 1	253 DC1_EFF 1	254 DC1_17 1	255 DC1_3800 1
-------- YEAR 2011 --------							
SEASONAL HEAT RATE PROFILE	0	0	0	0	0	0	0
-------- YEAR 2012 --------							
-------- YEAR 2013 --------							
-------- YEAR 2014 --------							
-------- YEAR 2015 --------							

-------- YEAR 2016 --------

-------- YEAR 2017 --------

-------- YEAR 2018 --------

-------- YEAR 2019 --------

-------- YEAR 2020 --------

-------- YEAR 2021 --------

-------- YEAR 2022 --------

-------- YEAR 2023 --------

-------- YEAR 2024 --------

-------- YEAR 2025 --------

-------- YEAR 2026 --------

-------- YEAR 2027 --------

-------- YEAR 2028 --------

-------- YEAR 2029 --------

-------- YEAR 2030 --------

-------- YEAR 2031 --------

-------- YEAR 2032 --------

-------- YEAR 2033 --------

-------- YEAR 2034 --------

-------- YEAR 2035 --------

-------- YEAR 2036 --------

-------- YEAR 2037 --------

-------- YEAR 2038 --------

-------- YEAR 2039 --------

-------- YEAR 2040 --------

========== SEASON 8 AUGUST ==========

THERMAL UNIT	257 DC2_HPT	258 DC2_EFF	259 DC2_SPU	260 DC2_3800	269 BIGSD_15	270 BIGSD_GP	271 CLN_Q_HM
	2	2	2	2	1	1	1
-------- YEAR 2011 --------							
SEASONAL HEAT RATE PROFILE	0	0	0	0	0	0	0

-------- YEAR 2012 --------

-------- YEAR 2013 --------

NOTE: DATA DISPLAYED AFTER 2011 ONLY IF
VALUE CHANGED FROM PREVIOUS YEAR.

AEP EAST
GENERATION AND FUEL MODULE
INPUT SUMMARY REPORT

QUALIFIER = GAF.INPUT.THERMAL UNIT.

========== SEASON 8 AUGUST ==========

THERMAL UNIT	257 DC2_HPT 2	258 DC2_EFF 2	259 DC2_SPU 2	260 DC2_3800 2	269 BIGSD_15 1	270 BIGSD_GP 1	271 CLN_Q_HM 1
-------- YEAR 2014 --------							
-------- YEAR 2015 --------							
-------- YEAR 2016 --------							
-------- YEAR 2017 --------							
-------- YEAR 2018 --------							
-------- YEAR 2019 --------							
-------- YEAR 2020 --------							
-------- YEAR 2021 --------							
-------- YEAR 2022 --------							
-------- YEAR 2023 --------							
-------- YEAR 2024 --------							
-------- YEAR 2025 --------							
-------- YEAR 2026 --------							
-------- YEAR 2027 --------							
-------- YEAR 2028 --------							
-------- YEAR 2029 --------							
-------- YEAR 2030 --------							
-------- YEAR 2031 --------							
-------- YEAR 2032 --------							
-------- YEAR 2033 --------							
-------- YEAR 2034 --------							
-------- YEAR 2035 --------							
-------- YEAR 2036 --------							
-------- YEAR 2037 --------							
-------- YEAR 2038 --------							
-------- YEAR 2039 --------							
-------- YEAR 2040 --------							

========== SEASON 8 AUGUST ==========

THERMAL UNIT	272 CLN_Q_15 1	273 CLN_Q_HM 2	274 CLN_Q_15 2	275 CLN_Q_HM 3	276 CLN_Q_15 3	277 CVL_3_HM 3	278 CVL_3_10 3
-------- YEAR 2011 --------							
SEASONAL HEAT RATE PROFILE	0	0	0	0	0	0	0
-------- YEAR 2012 --------							
-------- YEAR 2013 --------							
-------- YEAR 2014 --------							
-------- YEAR 2015 --------							
-------- YEAR 2016 --------							
-------- YEAR 2017 --------							
-------- YEAR 2018 --------							
-------- YEAR 2019 --------							
-------- YEAR 2020 --------							
-------- YEAR 2021 --------							
-------- YEAR 2022 --------							
-------- YEAR 2023 --------							
-------- YEAR 2024 --------							
-------- YEAR 2025 --------							
-------- YEAR 2026 --------							
-------- YEAR 2027 --------							

-------- YEAR 2028 --------

-------- YEAR 2029 --------

-------- YEAR 2030 --------

-------- YEAR 2031 --------

-------- YEAR 2032 --------

-------- YEAR 2033 --------

-------- YEAR 2034 --------

-------- YEAR 2035 --------

-------- YEAR 2036 --------

-------- YEAR 2037 --------

-------- YEAR 2038 --------

-------- YEAR 2039 --------

-------- YEAR 2040 --------

========== SEASON 8 AUGUST ==========

THERMAL UNIT	279	280	281	282	283	284	285
	GLN_5_HM	GLN_5_15	GLN_6_HM	GLN_6_15	KMR_F_HM	KMR_F_GP	KMR_F_HM
	5	5	6	6	1	1	2
-------- YEAR 2011 --------							
SEASONAL HEAT RATE PROFILE	0	0	0	0	0	0	0

-------- YEAR 2012 --------

-------- YEAR 2013 --------

-------- YEAR 2014 --------

-------- YEAR 2015 --------

-------- YEAR 2016 --------

-------- YEAR 2017 --------

-------- YEAR 2018 --------

-------- YEAR 2019 --------

-------- YEAR 2020 --------

-------- YEAR 2021 --------

-------- YEAR 2022 --------

-------- YEAR 2023 --------

-------- YEAR 2024 --------

-------- YEAR 2025 --------

NOTE: DATA DISPLAYED AFTER 2011 ONLY IF
VALUE CHANGED FROM PREVIOUS YEAR.

AEP EAST
GENERATION AND FUEL MODULE
INPUT SUMMARY REPORT

QUALIFIER = GAF.INPUT.THERMAL UNIT.

========== SEASON 8 AUGUST ==========

THERMAL UNIT	279	280	281	282	283	284	285
	GLN_5_HM	GLN_5_15	GLN_6_HM	GLN_6_15	KMR_F_HM	KMR_F_GP	KMR_F_HM
	5	5	6	6	1	1	2
-------- YEAR 2026 --------							
-------- YEAR 2027 --------							
-------- YEAR 2028 --------							
-------- YEAR 2029 --------							
-------- YEAR 2030 --------							
-------- YEAR 2031 --------							
-------- YEAR 2032 --------							
-------- YEAR 2033 --------							
-------- YEAR 2034 --------							
-------- YEAR 2035 --------							
-------- YEAR 2036 --------							
-------- YEAR 2037 --------							
-------- YEAR 2038 --------							
-------- YEAR 2039 --------							
-------- YEAR 2040 --------							

========== SEASON 8 AUGUST ==========

THERMAL UNIT	286	287	288	289	290	291	292
	KMR_F_GP	KMR_F_HM	KMR_F_GP	KWA_1_HM	KWA_1_15	KWA_2_HM	KWA_2_15
	2	3	3	1	1	2	2
-------- YEAR 2011 --------							
SEASONAL HEAT RATE PROFILE	0	0	0	0	0	0	0
-------- YEAR 2012 --------							
-------- YEAR 2013 --------							
-------- YEAR 2014 --------							
-------- YEAR 2015 --------							
-------- YEAR 2016 --------							
-------- YEAR 2017 --------							
-------- YEAR 2018 --------							
-------- YEAR 2019 --------							
-------- YEAR 2020 --------							
-------- YEAR 2021 --------							
-------- YEAR 2022 --------							
-------- YEAR 2023 --------							
-------- YEAR 2024 --------							
-------- YEAR 2025 --------							
-------- YEAR 2026 --------							
-------- YEAR 2027 --------							
-------- YEAR 2028 --------							
-------- YEAR 2029 --------							
-------- YEAR 2030 --------							
-------- YEAR 2031 --------							
-------- YEAR 2032 --------							
-------- YEAR 2033 --------							
-------- YEAR 2034 --------							
-------- YEAR 2035 --------							
-------- YEAR 2036 --------							
-------- YEAR 2037 --------							
-------- YEAR 2038 --------							
-------- YEAR 2039 --------							

-------- YEAR 2040 --------

========== SEASON 8 AUGUST ==========

THERMAL UNIT	293 MSKR1_HM 1	294 MSKR1_12 1	295 MSKR2_HM 2	296 MSKR2_12 2	297 MSKR3_GP 3	298 MR3HM_12 3	299 MSKR4_GP 4
-------- YEAR 2011 --------							
SEASONAL HEAT RATE PROFILE	0	0	0	0	0	0	0

-------- YEAR 2012 --------

-------- YEAR 2013 --------

-------- YEAR 2014 --------

-------- YEAR 2015 --------

-------- YEAR 2016 --------

-------- YEAR 2017 --------

-------- YEAR 2018 --------

-------- YEAR 2019 --------

-------- YEAR 2020 --------

-------- YEAR 2021 --------

-------- YEAR 2022 --------

-------- YEAR 2023 --------

-------- YEAR 2024 --------

-------- YEAR 2025 --------

-------- YEAR 2026 --------

-------- YEAR 2027 --------

-------- YEAR 2028 --------

-------- YEAR 2029 --------

-------- YEAR 2030 --------

-------- YEAR 2031 --------

-------- YEAR 2032 --------

-------- YEAR 2033 --------

-------- YEAR 2034 --------

-------- YEAR 2035 --------

-------- YEAR 2036 --------

-------- YEAR 2037 --------

NOTE: DATA DISPLAYED AFTER 2011 ONLY IF
VALUE CHANGED FROM PREVIOUS YEAR.

AEP EAST
GENERATION AND FUEL MODULE
INPUT SUMMARY REPORT

QUALIFIER = GAF.INPUT.THERMAL UNIT.

========== SEASON 8 AUGUST ==========

THERMAL UNIT	293 MSKR1_HM 1	294 MSKR1_12 1	295 MSKR2_HM 2	296 MSKR2_12 2	297 MSKR3_GP 3	298 MR3HM_12 3	299 MSKR4_GP 4
-------- YEAR 2038 --------							
-------- YEAR 2039 --------							
-------- YEAR 2040 --------							

========== SEASON 8 AUGUST ==========

THERMAL UNIT	300 M4HM_12 4	301 PICWY_HM 5	302 PICWY_GP 5	303 SP1_F_HM 1	304 SP1_F_15 1	305 SP2_F_HM 2	306 SP2_F_15 2
-------- YEAR 2011 --------							
SEASONAL HEAT RATE PROFILE	0	0	0	0	0	0	0
-------- YEAR 2012 --------							
-------- YEAR 2013 --------							
-------- YEAR 2014 --------							
-------- YEAR 2015 --------							
-------- YEAR 2016 --------							
-------- YEAR 2017 --------							
-------- YEAR 2018 --------							
-------- YEAR 2019 --------							
-------- YEAR 2020 --------							
-------- YEAR 2021 --------							
-------- YEAR 2022 --------							
-------- YEAR 2023 --------							
-------- YEAR 2024 --------							
-------- YEAR 2025 --------							
-------- YEAR 2026 --------							
-------- YEAR 2027 --------							
-------- YEAR 2028 --------							
-------- YEAR 2029 --------							
-------- YEAR 2030 --------							
-------- YEAR 2031 --------							
-------- YEAR 2032 --------							
-------- YEAR 2033 --------							
-------- YEAR 2034 --------							
-------- YEAR 2035 --------							
-------- YEAR 2036 --------							
-------- YEAR 2037 --------							
-------- YEAR 2038 --------							
-------- YEAR 2039 --------							
-------- YEAR 2040 --------							

========== SEASON 8 AUGUST ==========

THERMAL UNIT	307 SP3_Q_HM 3	308 SP3_Q_15 3	309 SP4_Q_HM 4	310 SP4_Q_15 4	311 SP5_HM 5	312 SP5_15 5	313 TNR_F_HM 1
-------- YEAR 2011 --------							
SEASONAL HEAT RATE PROFILE	0	0	0	0	0	0	0
-------- YEAR 2012 --------							
-------- YEAR 2013 --------							
-------- YEAR 2014 --------							
-------- YEAR 2015 --------							
-------- YEAR 2016 --------							
-------- YEAR 2017 --------							
-------- YEAR 2018 --------							

-------- YEAR 2019 --------

-------- YEAR 2020 --------

-------- YEAR 2021 --------

-------- YEAR 2022 --------

-------- YEAR 2023 --------

-------- YEAR 2024 --------

-------- YEAR 2025 --------

-------- YEAR 2026 --------

-------- YEAR 2027 --------

-------- YEAR 2028 --------

-------- YEAR 2029 --------

-------- YEAR 2030 --------

-------- YEAR 2031 --------

-------- YEAR 2032 --------

-------- YEAR 2033 --------

-------- YEAR 2034 --------

-------- YEAR 2035 --------

-------- YEAR 2036 --------

-------- YEAR 2037 --------

-------- YEAR 2038 --------

-------- YEAR 2039 --------

-------- YEAR 2040 --------

========== SEASON 8 AUGUST ==========

THERMAL UNIT	314	315	316	317	318	319	320
	TNR_F_15	TNR_F_HM	TNR_F_15	TNR_F_HM	TNR_F_15	PW_GP_15	RHills 1
	1	2	2	3	3	5	1
-------- YEAR 2011 --------							
SEASONAL HEAT RATE PROFILE	0	0	0	0	0	0	0

-------- YEAR 2012 --------

-------- YEAR 2013 --------

-------- YEAR 2014 --------

-------- YEAR 2015 --------

-------- YEAR 2016 --------

NOTE: DATA DISPLAYED AFTER 2011 ONLY IF
VALUE CHANGED FROM PREVIOUS YEAR.

AEP EAST
GENERATION AND FUEL MODULE
INPUT SUMMARY REPORT

QUALIFIER = GAF.INPUT.THERMAL UNIT.

========== SEASON 8 AUGUST ==========

THERMAL UNIT	314	315	316	317	318	319	320
	TNR_F_15	TNR_F_HM	TNR_F_15	TNR_F_HM	TNR_F_15	PW_GP_15	RHills 1
	1	2	2	3	3	5	1
-------- YEAR 2017 --------							
-------- YEAR 2018 --------							
-------- YEAR 2019 --------							
-------- YEAR 2020 --------							
-------- YEAR 2021 --------							
-------- YEAR 2022 --------							
-------- YEAR 2023 --------							
-------- YEAR 2024 --------							
-------- YEAR 2025 --------							
-------- YEAR 2026 --------							
-------- YEAR 2027 --------							
-------- YEAR 2028 --------							
-------- YEAR 2029 --------							
-------- YEAR 2030 --------							
-------- YEAR 2031 --------							
-------- YEAR 2032 --------							
-------- YEAR 2033 --------							
-------- YEAR 2034 --------							
-------- YEAR 2035 --------							
-------- YEAR 2036 --------							
-------- YEAR 2037 --------							
-------- YEAR 2038 --------							
-------- YEAR 2039 --------							
-------- YEAR 2040 --------							

========== SEASON 8 AUGUST ==========

THERMAL UNIT	500	501	502	503	958	959	960
	DUMMY_OP	DUMMY_IM	DUMMY_AP	DUMMY_KP	CC_KPCO	RP2D_KP	RP2D_IM
	0	0	0	0	958	959	960
-------- YEAR 2011 --------							
SEASONAL HEAT RATE PROFILE	0	0	0	0	0	0	0
-------- YEAR 2012 --------							
-------- YEAR 2013 --------							
-------- YEAR 2014 --------							
-------- YEAR 2015 --------							
-------- YEAR 2016 --------							
-------- YEAR 2017 --------							
-------- YEAR 2018 --------							
-------- YEAR 2019 --------							
-------- YEAR 2020 --------							
-------- YEAR 2021 --------							
-------- YEAR 2022 --------							
-------- YEAR 2023 --------							
-------- YEAR 2024 --------							
-------- YEAR 2025 --------							
-------- YEAR 2026 --------							
-------- YEAR 2027 --------							
-------- YEAR 2028 --------							
-------- YEAR 2029 --------							
-------- YEAR 2030 --------							

-------- YEAR 2031 --------

-------- YEAR 2032 --------

-------- YEAR 2033 --------

-------- YEAR 2034 --------

-------- YEAR 2035 --------

-------- YEAR 2036 --------

-------- YEAR 2037 --------

-------- YEAR 2038 --------

-------- YEAR 2039 --------

-------- YEAR 2040 --------

========== SEASON 8 AUGUST ==========

THERMAL UNIT	961 CSV6_SCR 961	962 CSV5_SCR 962	963 DUMMY_OP 963	964 DUMMY_OP 964	965 RP1D_03 965	966 RP1D_KP 966	967 BS2 FGD 967
-------- YEAR 2011 --------							
SEASONAL HEAT RATE PROFILE	0	0	0	0	0	0	0

-------- YEAR 2012 --------

-------- YEAR 2013 --------

-------- YEAR 2014 --------

-------- YEAR 2015 --------

-------- YEAR 2016 --------

-------- YEAR 2017 --------

-------- YEAR 2018 --------

-------- YEAR 2019 --------

-------- YEAR 2020 --------

-------- YEAR 2021 --------

-------- YEAR 2022 --------

-------- YEAR 2023 --------

-------- YEAR 2024 --------

-------- YEAR 2025 --------

-------- YEAR 2026 --------

-------- YEAR 2027 --------

-------- YEAR 2028 --------

NOTE: DATA DISPLAYED AFTER 2011 ONLY IF
VALUE CHANGED FROM PREVIOUS YEAR.

AEP EAST
GENERATION AND FUEL MODULE
INPUT SUMMARY REPORT

QUALIFIER = GAF.INPUT.THERMAL UNIT.

========== SEASON 8 AUGUST ==========

THERMAL UNIT	961	962	963	964	965	966	967
	CSV6_SCR	CSV5_SCR	DUMMY_OP	DUMMY_OP	RP1D_03	RP1D_KP	BS2 FGD
	961	962	963	964	965	966	967
-------- YEAR 2029 --------							
-------- YEAR 2030 --------							
-------- YEAR 2031 --------							
-------- YEAR 2032 --------							
-------- YEAR 2033 --------							
-------- YEAR 2034 --------							
-------- YEAR 2035 --------							
-------- YEAR 2036 --------							
-------- YEAR 2037 --------							
-------- YEAR 2038 --------							
-------- YEAR 2039 --------							
-------- YEAR 2040 --------							

========== SEASON 8 AUGUST ==========

THERMAL UNIT	968	969	970	971	972	973	974
	CR2_NGCC	CR1_NGCC	MR5_NGCC	DUMMY_OP	DUMMY_OP	DUMMY_OP	DUMMY_OP
	968	969	970	971	972	973	974
-------- YEAR 2011 --------							
SEASONAL HEAT RATE PROFILE	0	0	0	0	0	0	0
-------- YEAR 2012 --------							
-------- YEAR 2013 --------							
-------- YEAR 2014 --------							
-------- YEAR 2015 --------							
-------- YEAR 2016 --------							
-------- YEAR 2017 --------							
-------- YEAR 2018 --------							
-------- YEAR 2019 --------							
-------- YEAR 2020 --------							
-------- YEAR 2021 --------							
-------- YEAR 2022 --------							
-------- YEAR 2023 --------							
-------- YEAR 2024 --------							
-------- YEAR 2025 --------							
-------- YEAR 2026 --------							
-------- YEAR 2027 --------							
-------- YEAR 2028 --------							
-------- YEAR 2029 --------							
-------- YEAR 2030 --------							
-------- YEAR 2031 --------							
-------- YEAR 2032 --------							
-------- YEAR 2033 --------							
-------- YEAR 2034 --------							
-------- YEAR 2035 --------							
-------- YEAR 2036 --------							
-------- YEAR 2037 --------							
-------- YEAR 2038 --------							
-------- YEAR 2039 --------							
-------- YEAR 2040 --------							

========== SEASON 8 AUGUST ==========

THERMAL UNIT	975	976	977	978	979	980	981
	DUMMY_OP	DUMMY_OP	DUMMY_OP	DUMMY_OP	DUMMY_OP	DUMMY_OP	DUMMY_OP
	975	976	977	978	979	980	981

-------- YEAR 2011 --------							
SEASONAL HEAT RATE PROFILE	0	0	0	0	0	0	0
-------- YEAR 2012 --------							
-------- YEAR 2013 --------							
-------- YEAR 2014 --------							
-------- YEAR 2015 --------							
-------- YEAR 2016 --------							
-------- YEAR 2017 --------							
-------- YEAR 2018 --------							
-------- YEAR 2019 --------							
-------- YEAR 2020 --------							
-------- YEAR 2021 --------							
-------- YEAR 2022 --------							
-------- YEAR 2023 --------							
-------- YEAR 2024 --------							
-------- YEAR 2025 --------							
-------- YEAR 2026 --------							
-------- YEAR 2027 --------							
-------- YEAR 2028 --------							
-------- YEAR 2029 --------							
-------- YEAR 2030 --------							
-------- YEAR 2031 --------							
-------- YEAR 2032 --------							
-------- YEAR 2033 --------							
-------- YEAR 2034 --------							
-------- YEAR 2035 --------							
-------- YEAR 2036 --------							
-------- YEAR 2037 --------							
-------- YEAR 2038 --------							
-------- YEAR 2039 --------							
-------- YEAR 2040 --------							

NOTE: DATA DISPLAYED AFTER 2011 ONLY IF
VALUE CHANGED FROM PREVIOUS YEAR.

AEP EAST
GENERATION AND FUEL MODULE
INPUT SUMMARY REPORT

QUALIFIER = GAF.INPUT.THERMAL UNIT.

========== SEASON 8 AUGUST ==========

THERMAL UNIT	982 DUMMY_OP 982	983 DUMMY_OP 983	984 DUMMY_OP 984	985 DUMMY_OP 985	986 DUMMY_OP 986	987 DUMMY_OP 987	988 DUMMY_OP 988
-------- YEAR 2011 --------							
SEASONAL HEAT RATE PROFILE	0	0	0	0	0	0	0
-------- YEAR 2012 --------							
-------- YEAR 2013 --------							
-------- YEAR 2014 --------							
-------- YEAR 2015 --------							
-------- YEAR 2016 --------							
-------- YEAR 2017 --------							
-------- YEAR 2018 --------							
-------- YEAR 2019 --------							
-------- YEAR 2020 --------							
-------- YEAR 2021 --------							
-------- YEAR 2022 --------							
-------- YEAR 2023 --------							
-------- YEAR 2024 --------							
-------- YEAR 2025 --------							
-------- YEAR 2026 --------							
-------- YEAR 2027 --------							
-------- YEAR 2028 --------							
-------- YEAR 2029 --------							
-------- YEAR 2030 --------							
-------- YEAR 2031 --------							
-------- YEAR 2032 --------							
-------- YEAR 2033 --------							
-------- YEAR 2034 --------							
-------- YEAR 2035 --------							
-------- YEAR 2036 --------							
-------- YEAR 2037 --------							
-------- YEAR 2038 --------							
-------- YEAR 2039 --------							
-------- YEAR 2040 --------							

========== SEASON 8 AUGUST ==========

THERMAL UNIT	989 DUMMY_OP 989	990 DUMMY_OP 990	991 DUMMY_OP 991	992 DUMMY_OP 992	993 DUMMY_OP 993	994 DUMMY_OP 994	995 DUMMY_OP 995
-------- YEAR 2011 --------							
SEASONAL HEAT RATE PROFILE	0	0	0	0	0	0	0
-------- YEAR 2012 --------							
-------- YEAR 2013 --------							
-------- YEAR 2014 --------							
-------- YEAR 2015 --------							
-------- YEAR 2016 --------							
-------- YEAR 2017 --------							
-------- YEAR 2018 --------							
-------- YEAR 2019 --------							
-------- YEAR 2020 --------							
-------- YEAR 2021 --------							
-------- YEAR 2022 --------							
-------- YEAR 2023 --------							
-------- YEAR 2024 --------							

-------- YEAR 2025 --------

-------- YEAR 2026 --------

-------- YEAR 2027 --------

-------- YEAR 2028 --------

-------- YEAR 2029 --------

-------- YEAR 2030 --------

-------- YEAR 2031 --------

-------- YEAR 2032 --------

-------- YEAR 2033 --------

-------- YEAR 2034 --------

-------- YEAR 2035 --------

-------- YEAR 2036 --------

-------- YEAR 2037 --------

-------- YEAR 2038 --------

-------- YEAR 2039 --------

-------- YEAR 2040 --------

========== SEASON 8 AUGUST ==========

THERMAL UNIT	996 T4_TRONA 996	997 RP2TR_KP 997	998 RP2TR_IM 998	999 DUMMY_OP 999
-------- YEAR 2011 --------				
SEASONAL HEAT RATE PROFILE	0	0	0	0

-------- YEAR 2012 --------

-------- YEAR 2013 --------

-------- YEAR 2014 --------

-------- YEAR 2015 --------

-------- YEAR 2016 --------

-------- YEAR 2017 --------

-------- YEAR 2018 --------

-------- YEAR 2019 --------

-------- YEAR 2020 --------

-------- YEAR 2021 --------

-------- YEAR 2022 --------

NOTE: DATA DISPLAYED AFTER 2011 ONLY IF
VALUE CHANGED FROM PREVIOUS YEAR.

AEP EAST
GENERATION AND FUEL MODULE
INPUT SUMMARY REPORT

QUALIFIER = GAF.INPUT.THERMAL UNIT.

========== SEASON 8 AUGUST ==========

THERMAL UNIT	996	997	998	999
	T4_TRONA	RP2TR_KP	RP2TR_IM	DUMMY_OP
	996	997	998	999
-------- YEAR 2023 --------				
-------- YEAR 2024 --------				
-------- YEAR 2025 --------				
-------- YEAR 2026 --------				
-------- YEAR 2027 --------				
-------- YEAR 2028 --------				
-------- YEAR 2029 --------				
-------- YEAR 2030 --------				
-------- YEAR 2031 --------				
-------- YEAR 2032 --------				
-------- YEAR 2033 --------				
-------- YEAR 2034 --------				
-------- YEAR 2035 --------				
-------- YEAR 2036 --------				
-------- YEAR 2037 --------				
-------- YEAR 2038 --------				
-------- YEAR 2039 --------				
-------- YEAR 2040 --------				

========== SEASON 9 SEPTEMBR ==========

THERMAL UNIT	1	2	3	4	5	6	7
	AMOS	AMOS	AMOS_OP	BECKJORD	BIG SAND	BIG SAND	CARD 1+2
	1	2	3	6	1	2	1
-------- YEAR 2011 --------							
SEASONAL HEAT RATE PROFILE	0	0	0	0	0	0	0
-------- YEAR 2012 --------							
-------- YEAR 2013 --------							
-------- YEAR 2014 --------							
-------- YEAR 2015 --------							
-------- YEAR 2016 --------							
-------- YEAR 2017 --------							
-------- YEAR 2018 --------							
-------- YEAR 2019 --------							
-------- YEAR 2020 --------							
-------- YEAR 2021 --------							
-------- YEAR 2022 --------							
-------- YEAR 2023 --------							
-------- YEAR 2024 --------							
-------- YEAR 2025 --------							
-------- YEAR 2026 --------							
-------- YEAR 2027 --------							
-------- YEAR 2028 --------							
-------- YEAR 2029 --------							
-------- YEAR 2030 --------							
-------- YEAR 2031 --------							
-------- YEAR 2032 --------							
-------- YEAR 2033 --------							
-------- YEAR 2034 --------							
-------- YEAR 2035 --------							
-------- YEAR 2036 --------							

-------- YEAR 2037 --------

-------- YEAR 2038 --------

-------- YEAR 2039 --------

-------- YEAR 2040 --------

========== SEASON 9 SEPTEMBR ==========

THERMAL UNIT	8	9	10	11	12	13	14
	CARD 1+2	CARD 3	CLIFTY	CLIFTY	CLIFTY	CLIFTY	CLIFTY
	2	3	1	2	3	4	5
-------- YEAR 2011 --------							
SEASONAL HEAT RATE PROFILE	0	0	0	0	0	0	0

-------- YEAR 2012 --------

-------- YEAR 2013 --------

-------- YEAR 2014 --------

-------- YEAR 2015 --------

-------- YEAR 2016 --------

-------- YEAR 2017 --------

-------- YEAR 2018 --------

-------- YEAR 2019 --------

-------- YEAR 2020 --------

-------- YEAR 2021 --------

-------- YEAR 2022 --------

-------- YEAR 2023 --------

-------- YEAR 2024 --------

-------- YEAR 2025 --------

-------- YEAR 2026 --------

-------- YEAR 2027 --------

-------- YEAR 2028 --------

-------- YEAR 2029 --------

-------- YEAR 2030 --------

-------- YEAR 2031 --------

-------- YEAR 2032 --------

-------- YEAR 2033 --------

-------- YEAR 2034 --------

NOTE: DATA DISPLAYED AFTER 2011 ONLY IF
VALUE CHANGED FROM PREVIOUS YEAR.

AEP EAST
GENERATION AND FUEL MODULE
INPUT SUMMARY REPORT

QUALIFIER = GAF.INPUT.THERMAL UNIT.

========== SEASON 9 SEPTEMBR ==========

THERMAL UNIT	8	9	10	11	12	13	14
	CARD 1+2	CARD 3	CLIFTY	CLIFTY	CLIFTY	CLIFTY	CLIFTY
	2	3	1	2	3	4	5
-------- YEAR 2035 --------							
-------- YEAR 2036 --------							
-------- YEAR 2037 --------							
-------- YEAR 2038 --------							
-------- YEAR 2039 --------							
-------- YEAR 2040 --------							

========== SEASON 9 SEPTEMBR ==========

THERMAL UNIT	15	16	17	18	19	20	21
	CLIFTY	CLINCH R	CLINCH R	CLINCH R	ROCKP_KP	ROCKP_KP	CSVL 1-4
	6	1	2	3	1	2	3
-------- YEAR 2011 --------							
SEASONAL HEAT RATE PROFILE	0	0	0	0	0	0	0
-------- YEAR 2012 --------							
-------- YEAR 2013 --------							
-------- YEAR 2014 --------							
-------- YEAR 2015 --------							
-------- YEAR 2016 --------							
-------- YEAR 2017 --------							
-------- YEAR 2018 --------							
-------- YEAR 2019 --------							
-------- YEAR 2020 --------							
-------- YEAR 2021 --------							
-------- YEAR 2022 --------							
-------- YEAR 2023 --------							
-------- YEAR 2024 --------							
-------- YEAR 2025 --------							
-------- YEAR 2026 --------							
-------- YEAR 2027 --------							
-------- YEAR 2028 --------							
-------- YEAR 2029 --------							
-------- YEAR 2030 --------							
-------- YEAR 2031 --------							
-------- YEAR 2032 --------							
-------- YEAR 2033 --------							
-------- YEAR 2034 --------							
-------- YEAR 2035 --------							
-------- YEAR 2036 --------							
-------- YEAR 2037 --------							
-------- YEAR 2038 --------							
-------- YEAR 2039 --------							
-------- YEAR 2040 --------							

========== SEASON 9 SEPTEMBR ==========

THERMAL UNIT	22	23	24	25	26	27	28
	CSVL 1-4	CSVL 5+6	CSVL 5+6	D C COOK	D C COOK	GAVIN	GAVIN
	4	5	6	1	2	1	2
-------- YEAR 2011 --------							
SEASONAL HEAT RATE PROFILE	0	0	0	0	0	0	19
-------- YEAR 2012 --------							
SEASONAL HEAT RATE PROFILE	0	0	0	0	0	0	0
-------- YEAR 2013 --------							
-------- YEAR 2014 --------							
-------- YEAR 2015 --------							

-------- YEAR 2016 --------

-------- YEAR 2017 --------

-------- YEAR 2018 --------

-------- YEAR 2019 --------

-------- YEAR 2020 --------

-------- YEAR 2021 --------

-------- YEAR 2022 --------

-------- YEAR 2023 --------

-------- YEAR 2024 --------

-------- YEAR 2025 --------

-------- YEAR 2026 --------

-------- YEAR 2027 --------

-------- YEAR 2028 --------

-------- YEAR 2029 --------

-------- YEAR 2030 --------

-------- YEAR 2031 --------

-------- YEAR 2032 --------

-------- YEAR 2033 --------

-------- YEAR 2034 --------

-------- YEAR 2035 --------

-------- YEAR 2036 --------

-------- YEAR 2037 --------

-------- YEAR 2038 --------

-------- YEAR 2039 --------

-------- YEAR 2040 --------

========== SEASON 9 SEPTEMBR ==========

THERMAL UNIT	29 GLEN LYN 5	30 GLEN LYN 6	33 KAMMER 1	34 KAMMER 2	35 KAMMER 3	36 KANAWHA 1	37 KANAWHA 2
-------- YEAR 2011 --------							
SEASONAL HEAT RATE PROFILE	0	0	0	0	0	0	0

-------- YEAR 2012 --------

-------- YEAR 2013 --------

NOTE: DATA DISPLAYED AFTER 2011 ONLY IF
VALUE CHANGED FROM PREVIOUS YEAR.

AEP EAST
GENERATION AND FUEL MODULE
INPUT SUMMARY REPORT

QUALIFIER = GAF.INPUT.THERMAL UNIT.

========== SEASON 9 SEPTEMBR ==========

THERMAL UNIT	29 GLEN LYN 5	30 GLEN LYN 6	33 KAMMER 1	34 KAMMER 2	35 KAMMER 3	36 KANAWHA 1	37 KANAWHA 2
-------- YEAR 2014 --------							
-------- YEAR 2015 --------							
-------- YEAR 2016 --------							
-------- YEAR 2017 --------							
-------- YEAR 2018 --------							
-------- YEAR 2019 --------							
-------- YEAR 2020 --------							
-------- YEAR 2021 --------							
-------- YEAR 2022 --------							
-------- YEAR 2023 --------							
-------- YEAR 2024 --------							
-------- YEAR 2025 --------							
-------- YEAR 2026 --------							
-------- YEAR 2027 --------							
-------- YEAR 2028 --------							
-------- YEAR 2029 --------							
-------- YEAR 2030 --------							
-------- YEAR 2031 --------							
-------- YEAR 2032 --------							
-------- YEAR 2033 --------							
-------- YEAR 2034 --------							
-------- YEAR 2035 --------							
-------- YEAR 2036 --------							
-------- YEAR 2037 --------							
-------- YEAR 2038 --------							
-------- YEAR 2039 --------							
-------- YEAR 2040 --------							

========== SEASON 9 SEPTEMBR ==========

THERMAL UNIT	38 KYGER 1	39 KYGER 2	40 KYGER 3	41 KYGER 4	42 KYGER 5	43 MITCHELL 1	44 MITCHELL 2
-------- YEAR 2011 --------							
SEASONAL HEAT RATE PROFILE	0	0	0	0	0	0	0
-------- YEAR 2012 --------							
-------- YEAR 2013 --------							
-------- YEAR 2014 --------							
-------- YEAR 2015 --------							
-------- YEAR 2016 --------							
-------- YEAR 2017 --------							
-------- YEAR 2018 --------							
-------- YEAR 2019 --------							
-------- YEAR 2020 --------							
-------- YEAR 2021 --------							
-------- YEAR 2022 --------							
-------- YEAR 2023 --------							
-------- YEAR 2024 --------							
-------- YEAR 2025 --------							
-------- YEAR 2026 --------							
-------- YEAR 2027 --------							

-------- YEAR 2028 --------

-------- YEAR 2029 --------

-------- YEAR 2030 --------

-------- YEAR 2031 --------

-------- YEAR 2032 --------

-------- YEAR 2033 --------

-------- YEAR 2034 --------

-------- YEAR 2035 --------

-------- YEAR 2036 --------

-------- YEAR 2037 --------

-------- YEAR 2038 --------

-------- YEAR 2039 --------

-------- YEAR 2040 --------

========== SEASON 9 SEPTEMBR ==========

THERMAL UNIT	45 MOUNT_ER 1	46 MUSK RVR 1	47 MUSK RVR 2	48 MUSK RVR 3	49 MUSK RVR 4	50 MUSK RVR 5	51 P SPORN 1
-------- YEAR 2011 --------							
SEASONAL HEAT RATE PROFILE	45	0	0	0	0	0	0
-------- YEAR 2012 --------							
SEASONAL HEAT RATE PROFILE	0	0	0	0	0	0	0
-------- YEAR 2013 --------							
-------- YEAR 2014 --------							
SEASONAL HEAT RATE PROFILE	45	0	0	0	0	0	0
-------- YEAR 2015 --------							
SEASONAL HEAT RATE PROFILE	0	0	0	0	0	0	0
-------- YEAR 2016 --------							
-------- YEAR 2017 --------							
-------- YEAR 2018 --------							
-------- YEAR 2019 --------							
-------- YEAR 2020 --------							
-------- YEAR 2021 --------							
-------- YEAR 2022 --------							
-------- YEAR 2023 --------							
-------- YEAR 2024 --------							

NOTE: DATA DISPLAYED AFTER 2011 ONLY IF
VALUE CHANGED FROM PREVIOUS YEAR.

AEP EAST
GENERATION AND FUEL MODULE
INPUT SUMMARY REPORT

QUALIFIER = GAF.INPUT.THERMAL UNIT.

========== SEASON 9 SEPTEMBR ==========

THERMAL UNIT	45	46	47	48	49	50	51
	MOUNT_ER	MUSK RVR	MUSK RVR	MUSK RVR	MUSK RVR	MUSK RVR	P SPORN
	1	1	2	3	4	5	1
-------- YEAR 2025 --------							
-------- YEAR 2026 --------							
-------- YEAR 2027 --------							
-------- YEAR 2028 --------							
-------- YEAR 2029 --------							
-------- YEAR 2030 --------							
-------- YEAR 2031 --------							
-------- YEAR 2032 --------							
-------- YEAR 2033 --------							
-------- YEAR 2034 --------							
-------- YEAR 2035 --------							
-------- YEAR 2036 --------							
-------- YEAR 2037 --------							
-------- YEAR 2038 --------							
-------- YEAR 2039 --------							
-------- YEAR 2040 --------							

========== SEASON 9 SEPTEMBR ==========

THERMAL UNIT	52	53	54	55	56	57	58
	P SPORN	P SPORN	P SPORN	P SPORN	PICWAY	RPRET_IM	RPRUN_IM
	2	3	4	5	5	1	1
-------- YEAR 2011 --------							
SEASONAL HEAT RATE PROFILE	0	0	0	0	0	0	0
-------- YEAR 2012 --------							
-------- YEAR 2013 --------							
-------- YEAR 2014 --------							
-------- YEAR 2015 --------							
-------- YEAR 2016 --------							
-------- YEAR 2017 --------							
-------- YEAR 2018 --------							
-------- YEAR 2019 --------							
-------- YEAR 2020 --------							
-------- YEAR 2021 --------							
-------- YEAR 2022 --------							
-------- YEAR 2023 --------							
-------- YEAR 2024 --------							
-------- YEAR 2025 --------							
-------- YEAR 2026 --------							
-------- YEAR 2027 --------							
-------- YEAR 2028 --------							
-------- YEAR 2029 --------							
-------- YEAR 2030 --------							
-------- YEAR 2031 --------							
-------- YEAR 2032 --------							
-------- YEAR 2033 --------							
-------- YEAR 2034 --------							
-------- YEAR 2035 --------							
-------- YEAR 2036 --------							
-------- YEAR 2037 --------							
-------- YEAR 2038 --------							

-------- YEAR 2039 --------

-------- YEAR 2040 --------

========== SEASON 9 SEPTEMBR ==========

THERMAL UNIT	59 ROCKP_IM 2	61 STUART 1	62 STUART 2	63 STUART 3	64 STUART 4	65 AMOS_AP 3	66 TANN 1-3 1
-------- YEAR 2011 --------							
SEASONAL HEAT RATE PROFILE	0	0	0	0	0	0	0

-------- YEAR 2012 --------

-------- YEAR 2013 --------

-------- YEAR 2014 --------

-------- YEAR 2015 --------

-------- YEAR 2016 --------

-------- YEAR 2017 --------

-------- YEAR 2018 --------

-------- YEAR 2019 --------

-------- YEAR 2020 --------

-------- YEAR 2021 --------

-------- YEAR 2022 --------

-------- YEAR 2023 --------

-------- YEAR 2024 --------

-------- YEAR 2025 --------

-------- YEAR 2026 --------

-------- YEAR 2027 --------

-------- YEAR 2028 --------

-------- YEAR 2029 --------

-------- YEAR 2030 --------

-------- YEAR 2031 --------

-------- YEAR 2032 --------

-------- YEAR 2033 --------

-------- YEAR 2034 --------

-------- YEAR 2035 --------

-------- YEAR 2036 --------

NOTE: DATA DISPLAYED AFTER 2011 ONLY IF
VALUE CHANGED FROM PREVIOUS YEAR.

AEP EAST
GENERATION AND FUEL MODULE
INPUT SUMMARY REPORT

QUALIFIER = GAF.INPUT.THERMAL UNIT.

========== SEASON 9 SEPTEMBR ==========

THERMAL UNIT	59	61	62	63	64	65	66
	ROCKP_IM	STUART	STUART	STUART	STUART	AMOS_AP	TANN 1-3
	2	1	2	3	4	3	1
-------- YEAR 2037 --------							
-------- YEAR 2038 --------							
-------- YEAR 2039 --------							
-------- YEAR 2040 --------							

========== SEASON 9 SEPTEMBR ==========

THERMAL UNIT	67	68	69	70	71	72	73
	TANN 1-3	TANN 1-3	TANN 4	ZIMMER	ROBTMONE	ROBTMONE	ROBTMONE
	2	3	4	1	1	2	3
-------- YEAR 2011 --------							
SEASONAL HEAT RATE PROFILE	0	0	0	0	162	162	162
-------- YEAR 2012 --------							
-------- YEAR 2013 --------							
-------- YEAR 2014 --------							
-------- YEAR 2015 --------							
-------- YEAR 2016 --------							
-------- YEAR 2017 --------							
-------- YEAR 2018 --------							
-------- YEAR 2019 --------							
-------- YEAR 2020 --------							
-------- YEAR 2021 --------							
-------- YEAR 2022 --------							
-------- YEAR 2023 --------							
-------- YEAR 2024 --------							
-------- YEAR 2025 --------							
-------- YEAR 2026 --------							
-------- YEAR 2027 --------							
-------- YEAR 2028 --------							
-------- YEAR 2029 --------							
-------- YEAR 2030 --------							
-------- YEAR 2031 --------							
-------- YEAR 2032 --------							
-------- YEAR 2033 --------							
-------- YEAR 2034 --------							
-------- YEAR 2035 --------							
-------- YEAR 2036 --------							
-------- YEAR 2037 --------							
-------- YEAR 2038 --------							
-------- YEAR 2039 --------							
-------- YEAR 2040 --------							

========== SEASON 9 SEPTEMBR ==========

THERMAL UNIT	75	76	77	78	79	80	81
	CEREDO	CEREDO	CEREDO	CEREDO	CEREDO	CEREDO	DARBY
	1	2	3	4	5	6	1
-------- YEAR 2011 --------							
SEASONAL HEAT RATE PROFILE	0	0	0	0	0	0	0
-------- YEAR 2012 --------							
-------- YEAR 2013 --------							
-------- YEAR 2014 --------							
-------- YEAR 2015 --------							
-------- YEAR 2016 --------							
-------- YEAR 2017 --------							

-------- YEAR 2018 --------

-------- YEAR 2019 --------

-------- YEAR 2020 --------

-------- YEAR 2021 --------

-------- YEAR 2022 --------

-------- YEAR 2023 --------

-------- YEAR 2024 --------

-------- YEAR 2025 --------

-------- YEAR 2026 --------

-------- YEAR 2027 --------

-------- YEAR 2028 --------

-------- YEAR 2029 --------

-------- YEAR 2030 --------

-------- YEAR 2031 --------

-------- YEAR 2032 --------

-------- YEAR 2033 --------

-------- YEAR 2034 --------

-------- YEAR 2035 --------

-------- YEAR 2036 --------

-------- YEAR 2037 --------

-------- YEAR 2038 --------

-------- YEAR 2039 --------

-------- YEAR 2040 --------

========== SEASON 9 SEPTEMBR ==========

THERMAL UNIT	82	83	84	85	86	87	88
	DARBY 2	DARBY 3	DARBY 4	DARBY 5	DARBY 6	LWBG WIN 1	LWBG WIN 2
-------- YEAR 2011 --------							
SEASONAL HEAT RATE PROFILE	0	0	0	0	0	0	0

-------- YEAR 2012 --------

-------- YEAR 2013 --------

-------- YEAR 2014 --------

-------- YEAR 2015 --------

NOTE: DATA DISPLAYED AFTER 2011 ONLY IF
VALUE CHANGED FROM PREVIOUS YEAR.

AEP EAST
GENERATION AND FUEL MODULE
INPUT SUMMARY REPORT

QUALIFIER = GAF.INPUT.THERMAL UNIT.

========== SEASON 9 SEPTEMBR ==========

THERMAL UNIT	82	83	84	85	86	87	88
	DARBY	DARBY	DARBY	DARBY	DARBY	LWBG WIN	LWBG WIN
	2	3	4	5	6	1	2
-------- YEAR 2016 --------							
-------- YEAR 2017 --------							
-------- YEAR 2018 --------							
-------- YEAR 2019 --------							
-------- YEAR 2020 --------							
-------- YEAR 2021 --------							
-------- YEAR 2022 --------							
-------- YEAR 2023 --------							
-------- YEAR 2024 --------							
-------- YEAR 2025 --------							
-------- YEAR 2026 --------							
-------- YEAR 2027 --------							
-------- YEAR 2028 --------							
-------- YEAR 2029 --------							
-------- YEAR 2030 --------							
-------- YEAR 2031 --------							
-------- YEAR 2032 --------							
-------- YEAR 2033 --------							
-------- YEAR 2034 --------							
-------- YEAR 2035 --------							
-------- YEAR 2036 --------							
-------- YEAR 2037 --------							
-------- YEAR 2038 --------							
-------- YEAR 2039 --------							
-------- YEAR 2040 --------							

========== SEASON 9 SEPTEMBR ==========

THERMAL UNIT	89	90	91	92	93	94	101
	LWBG SMR	LWBG SMR	WATR CC	WATR2	DRESDEN	DRESD2	NUCLEAR
	1	2	1	1	1	1	1
-------- YEAR 2011 --------							
SEASONAL HEAT RATE PROFILE	0	0	0	0	0	0	0
-------- YEAR 2012 --------							
-------- YEAR 2013 --------							
-------- YEAR 2014 --------							
-------- YEAR 2015 --------							
-------- YEAR 2016 --------							
-------- YEAR 2017 --------							
-------- YEAR 2018 --------							
-------- YEAR 2019 --------							
-------- YEAR 2020 --------							
-------- YEAR 2021 --------							
-------- YEAR 2022 --------							
-------- YEAR 2023 --------							
-------- YEAR 2024 --------							
-------- YEAR 2025 --------							
-------- YEAR 2026 --------							
-------- YEAR 2027 --------							
-------- YEAR 2028 --------							
-------- YEAR 2029 --------							

-------- YEAR 2030 --------

-------- YEAR 2031 --------

-------- YEAR 2032 --------

-------- YEAR 2033 --------

-------- YEAR 2034 --------

-------- YEAR 2035 --------

-------- YEAR 2036 --------

-------- YEAR 2037 --------

-------- YEAR 2038 --------

-------- YEAR 2039 --------

-------- YEAR 2040 --------

========== SEASON 9 SEPTEMBR ==========

THERMAL UNIT	102	103	104	105	106	107	108
	UPC_NCCS	PC_UL_SU	UPC_RCCS	IGC_NCCS	IGCC GE	IGC_RCCS	CC 2X1FB
	1	1	1	1	1	1	1
-------- YEAR 2011 --------							
SEASONAL HEAT RATE PROFILE	0	0	0	0	0	0	0

-------- YEAR 2012 --------

-------- YEAR 2013 --------

-------- YEAR 2014 --------

-------- YEAR 2015 --------

-------- YEAR 2016 --------

-------- YEAR 2017 --------

-------- YEAR 2018 --------

-------- YEAR 2019 --------

-------- YEAR 2020 --------

-------- YEAR 2021 --------

-------- YEAR 2022 --------

-------- YEAR 2023 --------

-------- YEAR 2024 --------

-------- YEAR 2025 --------

-------- YEAR 2026 --------

-------- YEAR 2027 --------

NOTE: DATA DISPLAYED AFTER 2011 ONLY IF
VALUE CHANGED FROM PREVIOUS YEAR.

AEP EAST
GENERATION AND FUEL MODULE
INPUT SUMMARY REPORT

QUALIFIER = GAF.INPUT.THERMAL UNIT.

========== SEASON 9 SEPTEMBR ==========

THERMAL UNIT	102	103	104	105	106	107	108
	UPC_NCCS	PC_UL_SU	UPC_RCCS	IGC_NCCS	IGCC GE	IGC_RCCS	CC 2X1FB
	1	1	1	1	1	1	1
-------- YEAR 2028 --------							
-------- YEAR 2029 --------							
-------- YEAR 2030 --------							
-------- YEAR 2031 --------							
-------- YEAR 2032 --------							
-------- YEAR 2033 --------							
-------- YEAR 2034 --------							
-------- YEAR 2035 --------							
-------- YEAR 2036 --------							
-------- YEAR 2037 --------							
-------- YEAR 2038 --------							
-------- YEAR 2039 --------							
-------- YEAR 2040 --------							

========== SEASON 9 SEPTEMBR ==========

THERMAL UNIT	109	110	111	114	115	124	125
	CC 2x1FA	CC 1x17H	BS2_CC	CT GE7FA	CT_GE7EA	BS2_FGD	BS1_FGD
	1	1	1	1	1	2	1
-------- YEAR 2011 --------							
SEASONAL HEAT RATE PROFILE	0	0	183	0	0	0	0
-------- YEAR 2012 --------							
-------- YEAR 2013 --------							
-------- YEAR 2014 --------							
-------- YEAR 2015 --------							
-------- YEAR 2016 --------							
-------- YEAR 2017 --------							
-------- YEAR 2018 --------							
-------- YEAR 2019 --------							
-------- YEAR 2020 --------							
-------- YEAR 2021 --------							
-------- YEAR 2022 --------							
-------- YEAR 2023 --------							
-------- YEAR 2024 --------							
-------- YEAR 2025 --------							
-------- YEAR 2026 --------							
-------- YEAR 2027 --------							
-------- YEAR 2028 --------							
-------- YEAR 2029 --------							
-------- YEAR 2030 --------							
-------- YEAR 2031 --------							
-------- YEAR 2032 --------							
-------- YEAR 2033 --------							
-------- YEAR 2034 --------							
-------- YEAR 2035 --------							
-------- YEAR 2036 --------							
-------- YEAR 2037 --------							
-------- YEAR 2038 --------							
-------- YEAR 2039 --------							
-------- YEAR 2040 --------							

========== SEASON 9 SEPTEMBR ==========

THERMAL UNIT	126	127	129	130	131	132	133

4-Company East Optimization

	CSV5_SCR	CSV6_SCR	CR1_NGCC	CR2_NGCC	MR5_NGCC	MR5_FGD	RP1D_IM
	5	6	1	2	5	5	1
-------- YEAR 2011 --------							
SEASONAL HEAT RATE PROFILE	0	0	0	0	0	0	0
-------- YEAR 2012 --------							
-------- YEAR 2013 --------							
-------- YEAR 2014 --------							
-------- YEAR 2015 --------							
-------- YEAR 2016 --------							
-------- YEAR 2017 --------							
-------- YEAR 2018 --------							
-------- YEAR 2019 --------							
-------- YEAR 2020 --------							
-------- YEAR 2021 --------							
-------- YEAR 2022 --------							
-------- YEAR 2023 --------							
-------- YEAR 2024 --------							
-------- YEAR 2025 --------							
-------- YEAR 2026 --------							
-------- YEAR 2027 --------							
-------- YEAR 2028 --------							
-------- YEAR 2029 --------							
-------- YEAR 2030 --------							
-------- YEAR 2031 --------							
-------- YEAR 2032 --------							
-------- YEAR 2033 --------							
-------- YEAR 2034 --------							
-------- YEAR 2035 --------							
-------- YEAR 2036 --------							
-------- YEAR 2037 --------							
-------- YEAR 2038 --------							
-------- YEAR 2039 --------							

NOTE: DATA DISPLAYED AFTER 2011 ONLY IF
VALUE CHANGED FROM PREVIOUS YEAR.

AEP EAST
GENERATION AND FUEL MODULE
INPUT SUMMARY REPORT

QUALIFIER = GAF.INPUT.THERMAL UNIT.

========== SEASON 9 SEPTEMBR ==========

THERMAL UNIT	126	127	129	130	131	132	133
	CSV5_SCR	CSV6_SCR	CR1_NGCC	CR2_NGCC	MR5_NGCC	MR5_FGD	RP1D_IM
	5	6	1	2	5	5	1

-------- YEAR 2040 --------

========== SEASON 9 SEPTEMBR ==========

THERMAL UNIT	134	135	136	137	144	145	146
	RP2D_IM	TAN4_FGD	RP1D_KP	RP2D_KP	TC4_ESP	A390% AP	A390%OP
	2	4	1	2	4	3	3
-------- YEAR 2011 --------							
SEASONAL HEAT RATE PROFILE	0	0	0	0	0	0	0
-------- YEAR 2012 --------							
-------- YEAR 2013 --------							
-------- YEAR 2014 --------							
-------- YEAR 2015 --------							
-------- YEAR 2016 --------							
-------- YEAR 2017 --------							
-------- YEAR 2018 --------							
-------- YEAR 2019 --------							
-------- YEAR 2020 --------							
-------- YEAR 2021 --------							
-------- YEAR 2022 --------							
-------- YEAR 2023 --------							
-------- YEAR 2024 --------							
-------- YEAR 2025 --------							
-------- YEAR 2026 --------							
-------- YEAR 2027 --------							
-------- YEAR 2028 --------							
-------- YEAR 2029 --------							
-------- YEAR 2030 --------							
-------- YEAR 2031 --------							
-------- YEAR 2032 --------							
-------- YEAR 2033 --------							
-------- YEAR 2034 --------							
-------- YEAR 2035 --------							
-------- YEAR 2036 --------							
-------- YEAR 2037 --------							
-------- YEAR 2038 --------							
-------- YEAR 2039 --------							
-------- YEAR 2040 --------							

========== SEASON 9 SEPTEMBR ==========

THERMAL UNIT	147	148	149	150	151	153	154
	MTN_90%	RPT1_90%	RPT2_90%	GV1_90%	GV2_90%	MTN_18%	CC_FA_KP
	1	1	2	1	2	1	1
-------- YEAR 2011 --------							
SEASONAL HEAT RATE PROFILE	0	0	0	0	0	0	0
-------- YEAR 2012 --------							
-------- YEAR 2013 --------							
-------- YEAR 2014 --------							
SEASONAL HEAT RATE PROFILE	45	0	0	0	0	45	0
-------- YEAR 2015 --------							
SEASONAL HEAT RATE PROFILE	0	0	0	0	0	0	0
-------- YEAR 2016 --------							
-------- YEAR 2017 --------							
-------- YEAR 2018 --------							
-------- YEAR 2019 --------							

-------- YEAR 2020 --------

-------- YEAR 2021 --------

-------- YEAR 2022 --------

-------- YEAR 2023 --------

-------- YEAR 2024 --------

-------- YEAR 2025 --------

-------- YEAR 2026 --------

-------- YEAR 2027 --------

-------- YEAR 2028 --------

-------- YEAR 2029 --------

-------- YEAR 2030 --------

-------- YEAR 2031 --------

-------- YEAR 2032 --------

-------- YEAR 2033 --------

-------- YEAR 2034 --------

-------- YEAR 2035 --------

-------- YEAR 2036 --------

-------- YEAR 2037 --------

-------- YEAR 2038 --------

-------- YEAR 2039 --------

-------- YEAR 2040 --------

========== SEASON 9 SEPTEMBR ==========

THERMAL UNIT	155	156	157	158	159	160	161
	CT_OHIO	CC_OH	CT_I&M	CC_I&M	CT_APCO	CC_APCO	CT_KPCO
	1	1	1	1	1	1	1
-------- YEAR 2011 --------							
SEASONAL HEAT RATE PROFILE	0	0	0	0	0	0	0

-------- YEAR 2012 --------

-------- YEAR 2013 --------

-------- YEAR 2014 --------

-------- YEAR 2015 --------

-------- YEAR 2016 --------

-------- YEAR 2017 --------

NOTE: DATA DISPLAYED AFTER 2011 ONLY IF
VALUE CHANGED FROM PREVIOUS YEAR.

AEP EAST
GENERATION AND FUEL MODULE
INPUT SUMMARY REPORT

QUALIFIER = GAF.INPUT.THERMAL UNIT.

========== SEASON 9 SEPTEMBR ==========

THERMAL UNIT	155	156	157	158	159	160	161
	CT_OHIO	CC_OH	CT_I&M	CC_I&M	CT_APCO	CC_APCO	CT_KPCO
	1	1	1	1	1	1	1
-------- YEAR 2018 --------							
-------- YEAR 2019 --------							
-------- YEAR 2020 --------							
-------- YEAR 2021 --------							
-------- YEAR 2022 --------							
-------- YEAR 2023 --------							
-------- YEAR 2024 --------							
-------- YEAR 2025 --------							
-------- YEAR 2026 --------							
-------- YEAR 2027 --------							
-------- YEAR 2028 --------							
-------- YEAR 2029 --------							
-------- YEAR 2030 --------							
-------- YEAR 2031 --------							
-------- YEAR 2032 --------							
-------- YEAR 2033 --------							
-------- YEAR 2034 --------							
-------- YEAR 2035 --------							
-------- YEAR 2036 --------							
-------- YEAR 2037 --------							
-------- YEAR 2038 --------							
-------- YEAR 2039 --------							
-------- YEAR 2040 --------							

========== SEASON 9 SEPTEMBR ==========

THERMAL UNIT	162	163	164	165	166	168	169
	CC_KPCO	BS2 FGD	BS2 FGD	BS2 FGD	BS2 FGD	IGCC AP	PC_UL_AP
	1	1	5	22	23	1	1
-------- YEAR 2011 --------							
SEASONAL HEAT RATE PROFILE	0	0	0	0	0	0	0
-------- YEAR 2012 --------							
-------- YEAR 2013 --------							
-------- YEAR 2014 --------							
-------- YEAR 2015 --------							
-------- YEAR 2016 --------							
-------- YEAR 2017 --------							
-------- YEAR 2018 --------							
-------- YEAR 2019 --------							
-------- YEAR 2020 --------							
-------- YEAR 2021 --------							
-------- YEAR 2022 --------							
-------- YEAR 2023 --------							
-------- YEAR 2024 --------							
-------- YEAR 2025 --------							
-------- YEAR 2026 --------							
-------- YEAR 2027 --------							
-------- YEAR 2028 --------							
-------- YEAR 2029 --------							
-------- YEAR 2030 --------							
-------- YEAR 2031 --------							

-------- YEAR 2032 --------

-------- YEAR 2033 --------

-------- YEAR 2034 --------

-------- YEAR 2035 --------

-------- YEAR 2036 --------

-------- YEAR 2037 --------

-------- YEAR 2038 --------

-------- YEAR 2039 --------

-------- YEAR 2040 --------

========== SEASON 9 SEPTEMBR ==========

THERMAL UNIT	170	171	172	173	174	175	176
	Nuke_AP	IGCC IM	PC_UL_IM	NUKE_IM	IGCC KP	PC_UL_KP	NUKE_KP
	1	1	1	1	1	1	1
-------- YEAR 2011 --------							
SEASONAL HEAT RATE PROFILE	0	0	0	0	0	0	0

-------- YEAR 2012 --------

-------- YEAR 2013 --------

-------- YEAR 2014 --------

-------- YEAR 2015 --------

-------- YEAR 2016 --------

-------- YEAR 2017 --------

-------- YEAR 2018 --------

-------- YEAR 2019 --------

-------- YEAR 2020 --------

-------- YEAR 2021 --------

-------- YEAR 2022 --------

-------- YEAR 2023 --------

-------- YEAR 2024 --------

-------- YEAR 2025 --------

-------- YEAR 2026 --------

-------- YEAR 2027 --------

-------- YEAR 2028 --------

-------- YEAR 2029 --------

NOTE: DATA DISPLAYED AFTER 2011 ONLY IF
VALUE CHANGED FROM PREVIOUS YEAR.

AEP EAST
GENERATION AND FUEL MODULE
INPUT SUMMARY REPORT

QUALIFIER = GAF.INPUT.THERMAL UNIT.

========== SEASON 9 SEPTEMBR ==========

THERMAL UNIT	170	171	172	173	174	175	176
	Nuke_AP	IGCC IM	PC_UL_IM	NUKE_IM	IGCC KP	PC_UL_KP	NUKE_KP
	1	1	1	1	1	1	1
-------- YEAR 2030 --------							
-------- YEAR 2031 --------							
-------- YEAR 2032 --------							
-------- YEAR 2033 --------							
-------- YEAR 2034 --------							
-------- YEAR 2035 --------							
-------- YEAR 2036 --------							
-------- YEAR 2037 --------							
-------- YEAR 2038 --------							
-------- YEAR 2039 --------							
-------- YEAR 2040 --------							

========== SEASON 9 SEPTEMBR ==========

THERMAL UNIT	177	178	179	181	182	183	184
	IGCC OH	PC_UL_OH	NUKE OH	RP1D_03	RP1D_04	RP1D_08	RP1D_20
	1	1	1	1	1	1	1
-------- YEAR 2011 --------							
SEASONAL HEAT RATE PROFILE	0	0	0	0	0	0	0
-------- YEAR 2012 --------							
-------- YEAR 2013 --------							
-------- YEAR 2014 --------							
-------- YEAR 2015 --------							
-------- YEAR 2016 --------							
-------- YEAR 2017 --------							
-------- YEAR 2018 --------							
-------- YEAR 2019 --------							
-------- YEAR 2020 --------							
-------- YEAR 2021 --------							
-------- YEAR 2022 --------							
-------- YEAR 2023 --------							
-------- YEAR 2024 --------							
-------- YEAR 2025 --------							
-------- YEAR 2026 --------							
-------- YEAR 2027 --------							
-------- YEAR 2028 --------							
-------- YEAR 2029 --------							
-------- YEAR 2030 --------							
-------- YEAR 2031 --------							
-------- YEAR 2032 --------							
-------- YEAR 2033 --------							
-------- YEAR 2034 --------							
-------- YEAR 2035 --------							
-------- YEAR 2036 --------							
-------- YEAR 2037 --------							
-------- YEAR 2038 --------							
-------- YEAR 2039 --------							
-------- YEAR 2040 --------							

========== SEASON 9 SEPTEMBR ==========

THERMAL UNIT	186	187	188	189	190	191	223
	RP1TR_IM	RP2TR_IM	RP1TR_KP	RP2TR_KP	T4_TRONA	T4_TRCCR	MR_STKR1
	1	2	1	2	4	4	1
-------- YEAR 2011 --------							

SEASONAL HEAT RATE PROFILE	0	0	0	0	0	0	0
-------- YEAR 2012 --------							
-------- YEAR 2013 --------							
-------- YEAR 2014 --------							
-------- YEAR 2015 --------							
-------- YEAR 2016 --------							
-------- YEAR 2017 --------							
-------- YEAR 2018 --------							
-------- YEAR 2019 --------							
-------- YEAR 2020 --------							
-------- YEAR 2021 --------							
-------- YEAR 2022 --------							
-------- YEAR 2023 --------							
-------- YEAR 2024 --------							
-------- YEAR 2025 --------							
-------- YEAR 2026 --------							
-------- YEAR 2027 --------							
-------- YEAR 2028 --------							
-------- YEAR 2029 --------							
-------- YEAR 2030 --------							
-------- YEAR 2031 --------							
-------- YEAR 2032 --------							
-------- YEAR 2033 --------							
-------- YEAR 2034 --------							
-------- YEAR 2035 --------							
-------- YEAR 2036 --------							
-------- YEAR 2037 --------							
-------- YEAR 2038 --------							
-------- YEAR 2039 --------							
-------- YEAR 2040 --------							

NOTE: DATA DISPLAYED AFTER 2011 ONLY IF
VALUE CHANGED FROM PREVIOUS YEAR.

AEP EAST
GENERATION AND FUEL MODULE
INPUT SUMMARY REPORT

QUALIFIER = GAF.INPUT.THERMAL UNIT.

========== SEASON 9 SEPTEMBR ==========

THERMAL UNIT	224 MR_STKR2 1	228 AMS3_SI 3	229 BS2_SI 2	230 MR5_CF 5	231 MR5_SI 5	232 RPT1_CF 1	233 RPT2_CF 2
-------- YEAR 2011 --------							
SEASONAL HEAT RATE PROFILE	0	0	0	0	0	0	0
-------- YEAR 2012 --------							
-------- YEAR 2013 --------							
-------- YEAR 2014 --------							
-------- YEAR 2015 --------							
-------- YEAR 2016 --------							
-------- YEAR 2017 --------							
-------- YEAR 2018 --------							
-------- YEAR 2019 --------							
-------- YEAR 2020 --------							
-------- YEAR 2021 --------							
-------- YEAR 2022 --------							
-------- YEAR 2023 --------							
-------- YEAR 2024 --------							
-------- YEAR 2025 --------							
-------- YEAR 2026 --------							
-------- YEAR 2027 --------							
-------- YEAR 2028 --------							
-------- YEAR 2029 --------							
-------- YEAR 2030 --------							
-------- YEAR 2031 --------							
-------- YEAR 2032 --------							
-------- YEAR 2033 --------							
-------- YEAR 2034 --------							
-------- YEAR 2035 --------							
-------- YEAR 2036 --------							
-------- YEAR 2037 --------							
-------- YEAR 2038 --------							
-------- YEAR 2039 --------							
-------- YEAR 2040 --------							

========== SEASON 9 SEPTEMBR ==========

THERMAL UNIT	234 RPT1_SI 1	235 RPT2_SI 2	251 DC1_HPT 1	252 DC1_IS 1	253 DC1_EFF 1	254 DC1_17 1	255 DC1_3800 1
-------- YEAR 2011 --------							
SEASONAL HEAT RATE PROFILE	0	0	0	0	0	0	0
-------- YEAR 2012 --------							
-------- YEAR 2013 --------							
-------- YEAR 2014 --------							
-------- YEAR 2015 --------							
-------- YEAR 2016 --------							
-------- YEAR 2017 --------							
-------- YEAR 2018 --------							
-------- YEAR 2019 --------							
-------- YEAR 2020 --------							
-------- YEAR 2021 --------							
-------- YEAR 2022 --------							
-------- YEAR 2023 --------							
-------- YEAR 2024 --------							

-------- YEAR 2025 --------

-------- YEAR 2026 --------

-------- YEAR 2027 --------

-------- YEAR 2028 --------

-------- YEAR 2029 --------

-------- YEAR 2030 --------

-------- YEAR 2031 --------

-------- YEAR 2032 --------

-------- YEAR 2033 --------

-------- YEAR 2034 --------

-------- YEAR 2035 --------

-------- YEAR 2036 --------

-------- YEAR 2037 --------

-------- YEAR 2038 --------

-------- YEAR 2039 --------

-------- YEAR 2040 --------

========== SEASON 9 SEPTEMBR ==========

THERMAL UNIT	257	258	259	260	269	270	271
	DC2_HPT	DC2_EFF	DC2_SPU	DC2_3800	BIGSD_15	BIGSD_GP	CLN_Q_HM
	2	2	2	2	1	1	1
-------- YEAR 2011 --------							
SEASONAL HEAT RATE PROFILE	0	0	0	0	0	0	0

-------- YEAR 2012 --------

-------- YEAR 2013 --------

-------- YEAR 2014 --------

-------- YEAR 2015 --------

-------- YEAR 2016 --------

-------- YEAR 2017 --------

-------- YEAR 2018 --------

-------- YEAR 2019 --------

-------- YEAR 2020 --------

-------- YEAR 2021 --------

-------- YEAR 2022 --------

NOTE: DATA DISPLAYED AFTER 2011 ONLY IF
VALUE CHANGED FROM PREVIOUS YEAR.

AEP EAST
GENERATION AND FUEL MODULE
INPUT SUMMARY REPORT

QUALIFIER = GAF.INPUT.THERMAL UNIT.

========== SEASON 9 SEPTEMBR ==========

THERMAL UNIT	257	258	259	260	269	270	271
	DC2_HPT	DC2_EFF	DC2_SPU	DC2_3800	BIGSD_15	BIGSD_GP	CLN_Q_HM
	2	2	2	2	1	1	1
-------- YEAR 2023 --------							
-------- YEAR 2024 --------							
-------- YEAR 2025 --------							
-------- YEAR 2026 --------							
-------- YEAR 2027 --------							
-------- YEAR 2028 --------							
-------- YEAR 2029 --------							
-------- YEAR 2030 --------							
-------- YEAR 2031 --------							
-------- YEAR 2032 --------							
-------- YEAR 2033 --------							
-------- YEAR 2034 --------							
-------- YEAR 2035 --------							
-------- YEAR 2036 --------							
-------- YEAR 2037 --------							
-------- YEAR 2038 --------							
-------- YEAR 2039 --------							
-------- YEAR 2040 --------							

========== SEASON 9 SEPTEMBR ==========

THERMAL UNIT	272	273	274	275	276	277	278
	CLN_Q_15	CLN_Q_HM	CLN_Q_15	CLN_Q_HM	CLN_Q_15	CVL_3_HM	CVL_3_10
	1	2	2	3	3	3	3
-------- YEAR 2011 --------							
SEASONAL HEAT RATE PROFILE	0	0	0	0	0	0	0
-------- YEAR 2012 --------							
-------- YEAR 2013 --------							
-------- YEAR 2014 --------							
-------- YEAR 2015 --------							
-------- YEAR 2016 --------							
-------- YEAR 2017 --------							
-------- YEAR 2018 --------							
-------- YEAR 2019 --------							
-------- YEAR 2020 --------							
-------- YEAR 2021 --------							
-------- YEAR 2022 --------							
-------- YEAR 2023 --------							
-------- YEAR 2024 --------							
-------- YEAR 2025 --------							
-------- YEAR 2026 --------							
-------- YEAR 2027 --------							
-------- YEAR 2028 --------							
-------- YEAR 2029 --------							
-------- YEAR 2030 --------							
-------- YEAR 2031 --------							
-------- YEAR 2032 --------							
-------- YEAR 2033 --------							
-------- YEAR 2034 --------							
-------- YEAR 2035 --------							
-------- YEAR 2036 --------							

-------- YEAR 2037 --------

-------- YEAR 2038 --------

-------- YEAR 2039 --------

-------- YEAR 2040 --------

========== SEASON 9 SEPTEMBR ==========

THERMAL UNIT	279	280	281	282	283	284	285
	GLN_5_HM	GLN_5_15	GLN_6_HM	GLN_6_15	KMR_F_HM	KMR_F_GP	KMR_F_HM
	5	5	6	6	1	1	2
-------- YEAR 2011 --------							
SEASONAL HEAT RATE PROFILE	0	0	0	0	0	0	0

-------- YEAR 2012 --------

-------- YEAR 2013 --------

-------- YEAR 2014 --------

-------- YEAR 2015 --------

-------- YEAR 2016 --------

-------- YEAR 2017 --------

-------- YEAR 2018 --------

-------- YEAR 2019 --------

-------- YEAR 2020 --------

-------- YEAR 2021 --------

-------- YEAR 2022 --------

-------- YEAR 2023 --------

-------- YEAR 2024 --------

-------- YEAR 2025 --------

-------- YEAR 2026 --------

-------- YEAR 2027 --------

-------- YEAR 2028 --------

-------- YEAR 2029 --------

-------- YEAR 2030 --------

-------- YEAR 2031 --------

-------- YEAR 2032 --------

-------- YEAR 2033 --------

-------- YEAR 2034 --------

NOTE: DATA DISPLAYED AFTER 2011 ONLY IF
VALUE CHANGED FROM PREVIOUS YEAR.

AEP EAST
GENERATION AND FUEL MODULE
INPUT SUMMARY REPORT

QUALIFIER = GAF.INPUT.THERMAL UNIT.

========== SEASON 9 SEPTEMBR ==========

THERMAL UNIT	279	280	281	282	283	284	285
	GLN_5_HM	GLN_5_15	GLN_6_HM	GLN_6_15	KMR_F_HM	KMR_F_GP	KMR_F_HM
	5	5	6	6	1	1	2
-------- YEAR 2035 --------							
-------- YEAR 2036 --------							
-------- YEAR 2037 --------							
-------- YEAR 2038 --------							
-------- YEAR 2039 --------							
-------- YEAR 2040 --------							

========== SEASON 9 SEPTEMBR ==========

THERMAL UNIT	286	287	288	289	290	291	292
	KMR_F_GP	KMR_F_HM	KMR_F_GP	KWA_1_HM	KWA_1_15	KWA_2_HM	KWA_2_15
	2	3	3	1	1	2	2
-------- YEAR 2011 --------							
SEASONAL HEAT RATE PROFILE	0	0	0	0	0	0	0
-------- YEAR 2012 --------							
-------- YEAR 2013 --------							
-------- YEAR 2014 --------							
-------- YEAR 2015 --------							
-------- YEAR 2016 --------							
-------- YEAR 2017 --------							
-------- YEAR 2018 --------							
-------- YEAR 2019 --------							
-------- YEAR 2020 --------							
-------- YEAR 2021 --------							
-------- YEAR 2022 --------							
-------- YEAR 2023 --------							
-------- YEAR 2024 --------							
-------- YEAR 2025 --------							
-------- YEAR 2026 --------							
-------- YEAR 2027 --------							
-------- YEAR 2028 --------							
-------- YEAR 2029 --------							
-------- YEAR 2030 --------							
-------- YEAR 2031 --------							
-------- YEAR 2032 --------							
-------- YEAR 2033 --------							
-------- YEAR 2034 --------							
-------- YEAR 2035 --------							
-------- YEAR 2036 --------							
-------- YEAR 2037 --------							
-------- YEAR 2038 --------							
-------- YEAR 2039 --------							
-------- YEAR 2040 --------							

========== SEASON 9 SEPTEMBR ==========

THERMAL UNIT	293	294	295	296	297	298	299
	MSKR1_HM	MSKR1_12	MSKR2_HM	MSKR2_12	MSKR3_GP	MR3HM_12	MSKR4_GP
	1	1	2	2	3	3	4
-------- YEAR 2011 --------							
SEASONAL HEAT RATE PROFILE	0	0	0	0	0	0	0
-------- YEAR 2012 --------							
-------- YEAR 2013 --------							
-------- YEAR 2014 --------							
-------- YEAR 2015 --------							

-------- YEAR 2016 --------

-------- YEAR 2017 --------

-------- YEAR 2018 --------

-------- YEAR 2019 --------

-------- YEAR 2020 --------

-------- YEAR 2021 --------

-------- YEAR 2022 --------

-------- YEAR 2023 --------

-------- YEAR 2024 --------

-------- YEAR 2025 --------

-------- YEAR 2026 --------

-------- YEAR 2027 --------

-------- YEAR 2028 --------

-------- YEAR 2029 --------

-------- YEAR 2030 --------

-------- YEAR 2031 --------

-------- YEAR 2032 --------

-------- YEAR 2033 --------

-------- YEAR 2034 --------

-------- YEAR 2035 --------

-------- YEAR 2036 --------

-------- YEAR 2037 --------

-------- YEAR 2038 --------

-------- YEAR 2039 --------

-------- YEAR 2040 --------

========== SEASON 9 SEPTEMBR ==========

THERMAL UNIT	300	301	302	303	304	305	306
	M4HM_12	PICWY_HM	PICWY_GP	SP1_F_HM	SP1_F_15	SP2_F_HM	SP2_F_15
	4	5	5	1	1	2	2
-------- YEAR 2011 --------							
SEASONAL HEAT RATE PROFILE	0	0	0	0	0	0	0

-------- YEAR 2012 --------

-------- YEAR 2013 --------

NOTE: DATA DISPLAYED AFTER 2011 ONLY IF
VALUE CHANGED FROM PREVIOUS YEAR.

AEP EAST
GENERATION AND FUEL MODULE
INPUT SUMMARY REPORT

QUALIFIER = GAF.INPUT.THERMAL UNIT.

========== SEASON 9 SEPTEMBR ==========

THERMAL UNIT	300	301	302	303	304	305	306
	M4HM_12	PICWY_HM	PICWY_GP	SP1_F_HM	SP1_F_15	SP2_F_HM	SP2_F_15
	4	5	5	1	1	2	2
-------- YEAR 2014 --------							
-------- YEAR 2015 --------							
-------- YEAR 2016 --------							
-------- YEAR 2017 --------							
-------- YEAR 2018 --------							
-------- YEAR 2019 --------							
-------- YEAR 2020 --------							
-------- YEAR 2021 --------							
-------- YEAR 2022 --------							
-------- YEAR 2023 --------							
-------- YEAR 2024 --------							
-------- YEAR 2025 --------							
-------- YEAR 2026 --------							
-------- YEAR 2027 --------							
-------- YEAR 2028 --------							
-------- YEAR 2029 --------							
-------- YEAR 2030 --------							
-------- YEAR 2031 --------							
-------- YEAR 2032 --------							
-------- YEAR 2033 --------							
-------- YEAR 2034 --------							
-------- YEAR 2035 --------							
-------- YEAR 2036 --------							
-------- YEAR 2037 --------							
-------- YEAR 2038 --------							
-------- YEAR 2039 --------							
-------- YEAR 2040 --------							

========== SEASON 9 SEPTEMBR ==========

THERMAL UNIT	307	308	309	310	311	312	313
	SP3_Q_HM	SP3_Q_15	SP4_Q_HM	SP4_Q_15	SP5_HM	SP5_15	TNR_F_HM
	3	3	4	4	5	5	1
-------- YEAR 2011 --------							
SEASONAL HEAT RATE PROFILE	0	0	0	0	0	0	0
-------- YEAR 2012 --------							
-------- YEAR 2013 --------							
-------- YEAR 2014 --------							
-------- YEAR 2015 --------							
-------- YEAR 2016 --------							
-------- YEAR 2017 --------							
-------- YEAR 2018 --------							
-------- YEAR 2019 --------							
-------- YEAR 2020 --------							
-------- YEAR 2021 --------							
-------- YEAR 2022 --------							
-------- YEAR 2023 --------							
-------- YEAR 2024 --------							
-------- YEAR 2025 --------							
-------- YEAR 2026 --------							
-------- YEAR 2027 --------							

-------- YEAR 2028 --------

-------- YEAR 2029 --------

-------- YEAR 2030 --------

-------- YEAR 2031 --------

-------- YEAR 2032 --------

-------- YEAR 2033 --------

-------- YEAR 2034 --------

-------- YEAR 2035 --------

-------- YEAR 2036 --------

-------- YEAR 2037 --------

-------- YEAR 2038 --------

-------- YEAR 2039 --------

-------- YEAR 2040 --------

========== SEASON 9 SEPTEMBR ==========

THERMAL UNIT	314	315	316	317	318	319	320
	TNR_F_15	TNR_F_HM	TNR_F_15	TNR_F_HM	TNR_F_15	PW_GP_15	RHills 1
	1	2	2	3	3	5	1
-------- YEAR 2011 --------							
SEASONAL HEAT RATE PROFILE	0	0	0	0	0	0	0

-------- YEAR 2012 --------

-------- YEAR 2013 --------

-------- YEAR 2014 --------

-------- YEAR 2015 --------

-------- YEAR 2016 --------

-------- YEAR 2017 --------

-------- YEAR 2018 --------

-------- YEAR 2019 --------

-------- YEAR 2020 --------

-------- YEAR 2021 --------

-------- YEAR 2022 --------

-------- YEAR 2023 --------

-------- YEAR 2024 --------

-------- YEAR 2025 --------

NOTE: DATA DISPLAYED AFTER 2011 ONLY IF
VALUE CHANGED FROM PREVIOUS YEAR.

AEP EAST
GENERATION AND FUEL MODULE
INPUT SUMMARY REPORT

QUALIFIER = GAF.INPUT.THERMAL UNIT.

========== SEASON 9 SEPTEMBR ==========

THERMAL UNIT	314	315	316	317	318	319	320
	TNR_F_15	TNR_F_HM	TNR_F_15	TNR_F_HM	TNR_F_15	PW_GP_15	RHills 1
	1	2	2	3	3	5	1
-------- YEAR 2026 --------							
-------- YEAR 2027 --------							
-------- YEAR 2028 --------							
-------- YEAR 2029 --------							
-------- YEAR 2030 --------							
-------- YEAR 2031 --------							
-------- YEAR 2032 --------							
-------- YEAR 2033 --------							
-------- YEAR 2034 --------							
-------- YEAR 2035 --------							
-------- YEAR 2036 --------							
-------- YEAR 2037 --------							
-------- YEAR 2038 --------							
-------- YEAR 2039 --------							
-------- YEAR 2040 --------							

========== SEASON 9 SEPTEMBR ==========

THERMAL UNIT	500	501	502	503	958	959	960
	DUMMY_OP	DUMMY_IM	DUMMY_AP	DUMMY_KP	CC_KPCO	RP2D_KP	RP2D_IM
	0	0	0	0	958	959	960
-------- YEAR 2011 --------							
SEASONAL HEAT RATE PROFILE	0	0	0	0	0	0	0
-------- YEAR 2012 --------							
-------- YEAR 2013 --------							
-------- YEAR 2014 --------							
-------- YEAR 2015 --------							
-------- YEAR 2016 --------							
-------- YEAR 2017 --------							
-------- YEAR 2018 --------							
-------- YEAR 2019 --------							
-------- YEAR 2020 --------							
-------- YEAR 2021 --------							
-------- YEAR 2022 --------							
-------- YEAR 2023 --------							
-------- YEAR 2024 --------							
-------- YEAR 2025 --------							
-------- YEAR 2026 --------							
-------- YEAR 2027 --------							
-------- YEAR 2028 --------							
-------- YEAR 2029 --------							
-------- YEAR 2030 --------							
-------- YEAR 2031 --------							
-------- YEAR 2032 --------							
-------- YEAR 2033 --------							
-------- YEAR 2034 --------							
-------- YEAR 2035 --------							
-------- YEAR 2036 --------							
-------- YEAR 2037 --------							
-------- YEAR 2038 --------							
-------- YEAR 2039 --------							

-------- YEAR 2040 --------

========== SEASON 9 SEPTEMBR ==========

THERMAL UNIT	961 CSV6_SCR 961	962 CSV5_SCR 962	963 DUMMY_OP 963	964 DUMMY_OP 964	965 RP1D_03 965	966 RP1D_KP 966	967 BS2 FGD 967
-------- YEAR 2011 --------							
SEASONAL HEAT RATE PROFILE	0	0	0	0	0	0	0

-------- YEAR 2012 --------

-------- YEAR 2013 --------

-------- YEAR 2014 --------

-------- YEAR 2015 --------

-------- YEAR 2016 --------

-------- YEAR 2017 --------

-------- YEAR 2018 --------

-------- YEAR 2019 --------

-------- YEAR 2020 --------

-------- YEAR 2021 --------

-------- YEAR 2022 --------

-------- YEAR 2023 --------

-------- YEAR 2024 --------

-------- YEAR 2025 --------

-------- YEAR 2026 --------

-------- YEAR 2027 --------

-------- YEAR 2028 --------

-------- YEAR 2029 --------

-------- YEAR 2030 --------

-------- YEAR 2031 --------

-------- YEAR 2032 --------

-------- YEAR 2033 --------

-------- YEAR 2034 --------

-------- YEAR 2035 --------

-------- YEAR 2036 --------

-------- YEAR 2037 --------

NOTE: DATA DISPLAYED AFTER 2011 ONLY IF
VALUE CHANGED FROM PREVIOUS YEAR.

AEP EAST
GENERATION AND FUEL MODULE
INPUT SUMMARY REPORT

QUALIFIER = GAF.INPUT.THERMAL UNIT.

========== SEASON 9 SEPTEMBR ==========

THERMAL UNIT	961	962	963	964	965	966	967
	CSV6_SCR	CSV5_SCR	DUMMY_OP	DUMMY_OP	RP1D_03	RP1D_KP	BS2 FGD
	961	962	963	964	965	966	967
-------- YEAR 2038 --------							
-------- YEAR 2039 --------							
-------- YEAR 2040 --------							

========== SEASON 9 SEPTEMBR ==========

THERMAL UNIT	968	969	970	971	972	973	974
	CR2_NGCC	CR1_NGCC	MR5_NGCC	DUMMY_OP	DUMMY_OP	DUMMY_OP	DUMMY_OP
	968	969	970	971	972	973	974
-------- YEAR 2011 --------							
SEASONAL HEAT RATE PROFILE	0	0	0	0	0	0	0
-------- YEAR 2012 --------							
-------- YEAR 2013 --------							
-------- YEAR 2014 --------							
-------- YEAR 2015 --------							
-------- YEAR 2016 --------							
-------- YEAR 2017 --------							
-------- YEAR 2018 --------							
-------- YEAR 2019 --------							
-------- YEAR 2020 --------							
-------- YEAR 2021 --------							
-------- YEAR 2022 --------							
-------- YEAR 2023 --------							
-------- YEAR 2024 --------							
-------- YEAR 2025 --------							
-------- YEAR 2026 --------							
-------- YEAR 2027 --------							
-------- YEAR 2028 --------							
-------- YEAR 2029 --------							
-------- YEAR 2030 --------							
-------- YEAR 2031 --------							
-------- YEAR 2032 --------							
-------- YEAR 2033 --------							
-------- YEAR 2034 --------							
-------- YEAR 2035 --------							
-------- YEAR 2036 --------							
-------- YEAR 2037 --------							
-------- YEAR 2038 --------							
-------- YEAR 2039 --------							
-------- YEAR 2040 --------							

========== SEASON 9 SEPTEMBR ==========

THERMAL UNIT	975	976	977	978	979	980	981
	DUMMY_OP	DUMMY_OP	DUMMY_OP	DUMMY_OP	DUMMY_OP	DUMMY_OP	DUMMY_OP
	975	976	977	978	979	980	981
-------- YEAR 2011 --------							
SEASONAL HEAT RATE PROFILE	0	0	0	0	0	0	0
-------- YEAR 2012 --------							
-------- YEAR 2013 --------							
-------- YEAR 2014 --------							
-------- YEAR 2015 --------							
-------- YEAR 2016 --------							
-------- YEAR 2017 --------							
-------- YEAR 2018 --------							

-------- YEAR 2019 --------

-------- YEAR 2020 --------

-------- YEAR 2021 --------

-------- YEAR 2022 --------

-------- YEAR 2023 --------

-------- YEAR 2024 --------

-------- YEAR 2025 --------

-------- YEAR 2026 --------

-------- YEAR 2027 --------

-------- YEAR 2028 --------

-------- YEAR 2029 --------

-------- YEAR 2030 --------

-------- YEAR 2031 --------

-------- YEAR 2032 --------

-------- YEAR 2033 --------

-------- YEAR 2034 --------

-------- YEAR 2035 --------

-------- YEAR 2036 --------

-------- YEAR 2037 --------

-------- YEAR 2038 --------

-------- YEAR 2039 --------

-------- YEAR 2040 --------

========== SEASON 9 SEPTEMBR ==========

THERMAL UNIT	982	983	984	985	986	987	988
	DUMMY_OP 982	DUMMY_OP 983	DUMMY_OP 984	DUMMY_OP 985	DUMMY_OP 986	DUMMY_OP 987	DUMMY_OP 988
-------- YEAR 2011 --------							
SEASONAL HEAT RATE PROFILE	0	0	0	0	0	0	0

-------- YEAR 2012 --------

-------- YEAR 2013 --------

-------- YEAR 2014 --------

-------- YEAR 2015 --------

-------- YEAR 2016 --------

NOTE: DATA DISPLAYED AFTER 2011 ONLY IF
VALUE CHANGED FROM PREVIOUS YEAR.

AEP EAST
GENERATION AND FUEL MODULE
INPUT SUMMARY REPORT

QUALIFIER = GAF.INPUT.THERMAL UNIT.

========== SEASON 9 SEPTEMBR ==========

THERMAL UNIT	982 DUMMY_OP 982	983 DUMMY_OP 983	984 DUMMY_OP 984	985 DUMMY_OP 985	986 DUMMY_OP 986	987 DUMMY_OP 987	988 DUMMY_OP 988
-------- YEAR 2017 --------							
-------- YEAR 2018 --------							
-------- YEAR 2019 --------							
-------- YEAR 2020 --------							
-------- YEAR 2021 --------							
-------- YEAR 2022 --------							
-------- YEAR 2023 --------							
-------- YEAR 2024 --------							
-------- YEAR 2025 --------							
-------- YEAR 2026 --------							
-------- YEAR 2027 --------							
-------- YEAR 2028 --------							
-------- YEAR 2029 --------							
-------- YEAR 2030 --------							
-------- YEAR 2031 --------							
-------- YEAR 2032 --------							
-------- YEAR 2033 --------							
-------- YEAR 2034 --------							
-------- YEAR 2035 --------							
-------- YEAR 2036 --------							
-------- YEAR 2037 --------							
-------- YEAR 2038 --------							
-------- YEAR 2039 --------							
-------- YEAR 2040 --------							

========== SEASON 9 SEPTEMBR ==========

THERMAL UNIT	989 DUMMY_OP 989	990 DUMMY_OP 990	991 DUMMY_OP 991	992 DUMMY_OP 992	993 DUMMY_OP 993	994 DUMMY_OP 994	995 DUMMY_OP 995
-------- YEAR 2011 --------							
SEASONAL HEAT RATE PROFILE	0	0	0	0	0	0	0
-------- YEAR 2012 --------							
-------- YEAR 2013 --------							
-------- YEAR 2014 --------							
-------- YEAR 2015 --------							
-------- YEAR 2016 --------							
-------- YEAR 2017 --------							
-------- YEAR 2018 --------							
-------- YEAR 2019 --------							
-------- YEAR 2020 --------							
-------- YEAR 2021 --------							
-------- YEAR 2022 --------							
-------- YEAR 2023 --------							
-------- YEAR 2024 --------							
-------- YEAR 2025 --------							
-------- YEAR 2026 --------							
-------- YEAR 2027 --------							
-------- YEAR 2028 --------							
-------- YEAR 2029 --------							
-------- YEAR 2030 --------							

-------- YEAR 2031 --------

-------- YEAR 2032 --------

-------- YEAR 2033 --------

-------- YEAR 2034 --------

-------- YEAR 2035 --------

-------- YEAR 2036 --------

-------- YEAR 2037 --------

-------- YEAR 2038 --------

-------- YEAR 2039 --------

-------- YEAR 2040 --------

========== SEASON 9 SEPTEMBR ==========

THERMAL UNIT	996 T4_TRONA 996	997 RP2TR_KP 997	998 RP2TR_IM 998	999 DUMMY_OP 999
-------- YEAR 2011 --------				
SEASONAL HEAT RATE PROFILE	0	0	0	0

-------- YEAR 2012 --------

-------- YEAR 2013 --------

-------- YEAR 2014 --------

-------- YEAR 2015 --------

-------- YEAR 2016 --------

-------- YEAR 2017 --------

-------- YEAR 2018 --------

-------- YEAR 2019 --------

-------- YEAR 2020 --------

-------- YEAR 2021 --------

-------- YEAR 2022 --------

-------- YEAR 2023 --------

-------- YEAR 2024 --------

-------- YEAR 2025 --------

-------- YEAR 2026 --------

-------- YEAR 2027 --------

-------- YEAR 2028 --------

NOTE: DATA DISPLAYED AFTER 2011 ONLY IF
VALUE CHANGED FROM PREVIOUS YEAR.

AEP EAST
GENERATION AND FUEL MODULE
INPUT SUMMARY REPORT

QUALIFIER = GAF.INPUT.THERMAL UNIT.

========== SEASON 9 SEPTEMBR ==========

THERMAL UNIT	996	997	998	999
	T4_TRONA	RP2TR_KP	RP2TR_IM	DUMMY_OP
	996	997	998	999

-------- YEAR 2029 --------

-------- YEAR 2030 --------

-------- YEAR 2031 --------

-------- YEAR 2032 --------

-------- YEAR 2033 --------

-------- YEAR 2034 --------

-------- YEAR 2035 --------

-------- YEAR 2036 --------

-------- YEAR 2037 --------

-------- YEAR 2038 --------

-------- YEAR 2039 --------

-------- YEAR 2040 --------

========== SEASON 10 OCTOBER ==========

THERMAL UNIT	1	2	3	4	5	6	7
	AMOS	AMOS	AMOS_OP	BECKJORD	BIG SAND	BIG SAND	CARD 1+2
	1	2	3	6	1	2	1
-------- YEAR 2011 --------							
SEASONAL HEAT RATE PROFILE	0	0	0	0	0	0	0

-------- YEAR 2012 --------

-------- YEAR 2013 --------

-------- YEAR 2014 --------

-------- YEAR 2015 --------

-------- YEAR 2016 --------

-------- YEAR 2017 --------

-------- YEAR 2018 --------

-------- YEAR 2019 --------

-------- YEAR 2020 --------

-------- YEAR 2021 --------

-------- YEAR 2022 --------

-------- YEAR 2023 --------

-------- YEAR 2024 --------

-------- YEAR 2025 --------

-------- YEAR 2026 --------

-------- YEAR 2027 --------

-------- YEAR 2028 --------

-------- YEAR 2029 --------

-------- YEAR 2030 --------

-------- YEAR 2031 --------

-------- YEAR 2032 --------

-------- YEAR 2033 --------

-------- YEAR 2034 --------

-------- YEAR 2035 --------

-------- YEAR 2036 --------

-------- YEAR 2037 --------

-------- YEAR 2038 --------

-------- YEAR 2039 --------

-------- YEAR 2040 --------

========== SEASON 10 OCTOBER ==========

THERMAL UNIT	8	9	10	11	12	13	14
	CARD 1+2	CARD 3	CLIFTY	CLIFTY	CLIFTY	CLIFTY	CLIFTY
	2	3	1	2	3	4	5

-------- YEAR 2011 --------

SEASONAL HEAT RATE PROFILE	0	0	0	0	0	0	0

-------- YEAR 2012 --------

-------- YEAR 2013 --------

-------- YEAR 2014 --------

-------- YEAR 2015 --------

-------- YEAR 2016 --------

-------- YEAR 2017 --------

-------- YEAR 2018 --------

-------- YEAR 2019 --------

-------- YEAR 2020 --------

-------- YEAR 2021 --------

-------- YEAR 2022 --------

-------- YEAR 2023 --------

-------- YEAR 2024 --------

-------- YEAR 2025 --------

-------- YEAR 2026 --------

-------- YEAR 2027 --------

-------- YEAR 2028 --------

-------- YEAR 2029 --------

-------- YEAR 2030 --------

-------- YEAR 2031 --------

-------- YEAR 2032 --------

-------- YEAR 2033 --------

-------- YEAR 2034 --------

-------- YEAR 2035 --------

-------- YEAR 2036 --------

-------- YEAR 2037 --------

-------- YEAR 2038 --------

-------- YEAR 2039 --------

-------- YEAR 2040 --------

NOTE: DATA DISPLAYED AFTER 2011 ONLY IF
VALUE CHANGED FROM PREVIOUS YEAR.

AEP EAST
GENERATION AND FUEL MODULE
INPUT SUMMARY REPORT

QUALIFIER = GAF.INPUT.THERMAL UNIT.

========== SEASON 10 OCTOBER ==========

THERMAL UNIT	15 CLIFTY 6	16 CLINCH R 1	17 CLINCH R 2	18 CLINCH R 3	19 ROCKP_KP 1	20 ROCKP_KP 2	21 CSVL 1-4 3
-------- YEAR 2011 --------							
SEASONAL HEAT RATE PROFILE	0	0	0	0	0	0	0
-------- YEAR 2012 --------							
-------- YEAR 2013 --------							
-------- YEAR 2014 --------							
-------- YEAR 2015 --------							
-------- YEAR 2016 --------							
-------- YEAR 2017 --------							
-------- YEAR 2018 --------							
-------- YEAR 2019 --------							
-------- YEAR 2020 --------							
-------- YEAR 2021 --------							
-------- YEAR 2022 --------							
-------- YEAR 2023 --------							
-------- YEAR 2024 --------							
-------- YEAR 2025 --------							
-------- YEAR 2026 --------							
-------- YEAR 2027 --------							
-------- YEAR 2028 --------							
-------- YEAR 2029 --------							
-------- YEAR 2030 --------							
-------- YEAR 2031 --------							
-------- YEAR 2032 --------							
-------- YEAR 2033 --------							
-------- YEAR 2034 --------							
-------- YEAR 2035 --------							
-------- YEAR 2036 --------							
-------- YEAR 2037 --------							
-------- YEAR 2038 --------							
-------- YEAR 2039 --------							
-------- YEAR 2040 --------							

========== SEASON 10 OCTOBER ==========

THERMAL UNIT	22 CSVL 1-4 4	23 CSVL 5+6 5	24 CSVL 5+6 6	25 D C COOK 1	26 D C COOK 2	27 GAVIN 1	28 GAVIN 2
-------- YEAR 2011 --------							
SEASONAL HEAT RATE PROFILE	0	0	0	0	0	0	19
-------- YEAR 2012 --------							
SEASONAL HEAT RATE PROFILE	0	0	0	0	0	0	0
-------- YEAR 2013 --------							
-------- YEAR 2014 --------							
-------- YEAR 2015 --------							
-------- YEAR 2016 --------							
-------- YEAR 2017 --------							
-------- YEAR 2018 --------							
-------- YEAR 2019 --------							
-------- YEAR 2020 --------							
-------- YEAR 2021 --------							
-------- YEAR 2022 --------							
-------- YEAR 2023 --------							

-------- YEAR 2024 --------

-------- YEAR 2025 --------

-------- YEAR 2026 --------

-------- YEAR 2027 --------

-------- YEAR 2028 --------

-------- YEAR 2029 --------

-------- YEAR 2030 --------

-------- YEAR 2031 --------

-------- YEAR 2032 --------

-------- YEAR 2033 --------

-------- YEAR 2034 --------

-------- YEAR 2035 --------

-------- YEAR 2036 --------

-------- YEAR 2037 --------

-------- YEAR 2038 --------

-------- YEAR 2039 --------

-------- YEAR 2040 --------

========== SEASON 10 OCTOBER ==========

THERMAL UNIT	29	30	33	34	35	36	37
	GLEN LYN	GLEN LYN	KAMMER	KAMMER	KAMMER	KANAWHA	KANAWHA
	5	6	1	2	3	1	2
-------- YEAR 2011 --------							
SEASONAL HEAT RATE PROFILE	0	0	0	0	0	0	0

-------- YEAR 2012 --------

-------- YEAR 2013 --------

-------- YEAR 2014 --------

-------- YEAR 2015 --------

-------- YEAR 2016 --------

-------- YEAR 2017 --------

-------- YEAR 2018 --------

-------- YEAR 2019 --------

-------- YEAR 2020 --------

-------- YEAR 2021 --------

NOTE: DATA DISPLAYED AFTER 2011 ONLY IF
VALUE CHANGED FROM PREVIOUS YEAR.

AEP EAST
GENERATION AND FUEL MODULE
INPUT SUMMARY REPORT

QUALIFIER = GAF.INPUT.THERMAL UNIT.

========== SEASON 10 OCTOBER ==========

THERMAL UNIT	29 GLEN LYN 5	30 GLEN LYN 6	33 KAMMER 1	34 KAMMER 2	35 KAMMER 3	36 KANAWHA 1	37 KANAWHA 2
-------- YEAR 2022 --------							
-------- YEAR 2023 --------							
-------- YEAR 2024 --------							
-------- YEAR 2025 --------							
-------- YEAR 2026 --------							
-------- YEAR 2027 --------							
-------- YEAR 2028 --------							
-------- YEAR 2029 --------							
-------- YEAR 2030 --------							
-------- YEAR 2031 --------							
-------- YEAR 2032 --------							
-------- YEAR 2033 --------							
-------- YEAR 2034 --------							
-------- YEAR 2035 --------							
-------- YEAR 2036 --------							
-------- YEAR 2037 --------							
-------- YEAR 2038 --------							
-------- YEAR 2039 --------							
-------- YEAR 2040 --------							

========== SEASON 10 OCTOBER ==========

THERMAL UNIT	38 KYGER 1	39 KYGER 2	40 KYGER 3	41 KYGER 4	42 KYGER 5	43 MITCHELL 1	44 MITCHELL 2
-------- YEAR 2011 --------							
SEASONAL HEAT RATE PROFILE	0	0	0	0	0	0	0
-------- YEAR 2012 --------							
-------- YEAR 2013 --------							
-------- YEAR 2014 --------							
-------- YEAR 2015 --------							
-------- YEAR 2016 --------							
-------- YEAR 2017 --------							
-------- YEAR 2018 --------							
-------- YEAR 2019 --------							
-------- YEAR 2020 --------							
-------- YEAR 2021 --------							
-------- YEAR 2022 --------							
-------- YEAR 2023 --------							
-------- YEAR 2024 --------							
-------- YEAR 2025 --------							
-------- YEAR 2026 --------							
-------- YEAR 2027 --------							
-------- YEAR 2028 --------							
-------- YEAR 2029 --------							
-------- YEAR 2030 --------							
-------- YEAR 2031 --------							
-------- YEAR 2032 --------							
-------- YEAR 2033 --------							
-------- YEAR 2034 --------							
-------- YEAR 2035 --------							

-------- YEAR 2036 --------

-------- YEAR 2037 --------

-------- YEAR 2038 --------

-------- YEAR 2039 --------

-------- YEAR 2040 --------

========== SEASON 10 OCTOBER ==========

THERMAL UNIT	45 MOUNT_ER 1	46 MUSK RVR 1	47 MUSK RVR 2	48 MUSK RVR 3	49 MUSK RVR 4	50 MUSK RVR 5	51 P SPORN 1
-------- YEAR 2011 --------							
SEASONAL HEAT RATE PROFILE	150	0	0	0	0	0	0
-------- YEAR 2012 --------							
SEASONAL HEAT RATE PROFILE	0	0	0	0	0	0	0
-------- YEAR 2013 --------							
-------- YEAR 2014 --------							
SEASONAL HEAT RATE PROFILE	45	0	0	0	0	0	0
-------- YEAR 2015 --------							
SEASONAL HEAT RATE PROFILE	0	0	0	0	0	0	0
-------- YEAR 2016 --------							
-------- YEAR 2017 --------							
-------- YEAR 2018 --------							
-------- YEAR 2019 --------							
-------- YEAR 2020 --------							
-------- YEAR 2021 --------							
-------- YEAR 2022 --------							
-------- YEAR 2023 --------							
-------- YEAR 2024 --------							
-------- YEAR 2025 --------							
-------- YEAR 2026 --------							
-------- YEAR 2027 --------							
-------- YEAR 2028 --------							
-------- YEAR 2029 --------							
-------- YEAR 2030 --------							
-------- YEAR 2031 --------							
-------- YEAR 2032 --------							

NOTE: DATA DISPLAYED AFTER 2011 ONLY IF
VALUE CHANGED FROM PREVIOUS YEAR.

AEP EAST
GENERATION AND FUEL MODULE
INPUT SUMMARY REPORT

QUALIFIER = GAF.INPUT.THERMAL UNIT.

========== SEASON 10 OCTOBER ==========

THERMAL UNIT	45	46	47	48	49	50	51
	MOUNT_ER	MUSK RVR	MUSK RVR	MUSK RVR	MUSK RVR	MUSK RVR	P SPORN
	1	1	2	3	4	5	1
-------- YEAR 2033 --------							
-------- YEAR 2034 --------							
-------- YEAR 2035 --------							
-------- YEAR 2036 --------							
-------- YEAR 2037 --------							
-------- YEAR 2038 --------							
-------- YEAR 2039 --------							
-------- YEAR 2040 --------							

========== SEASON 10 OCTOBER ==========

THERMAL UNIT	52	53	54	55	56	57	58
	P SPORN	P SPORN	P SPORN	P SPORN	PICWAY	RPRET_IM	RPRUN_IM
	2	3	4	5	5	1	1
-------- YEAR 2011 --------							
SEASONAL HEAT RATE PROFILE	0	0	0	0	0	0	0
-------- YEAR 2012 --------							
-------- YEAR 2013 --------							
-------- YEAR 2014 --------							
-------- YEAR 2015 --------							
-------- YEAR 2016 --------							
-------- YEAR 2017 --------							
-------- YEAR 2018 --------							
-------- YEAR 2019 --------							
-------- YEAR 2020 --------							
-------- YEAR 2021 --------							
-------- YEAR 2022 --------							
-------- YEAR 2023 --------							
-------- YEAR 2024 --------							
-------- YEAR 2025 --------							
-------- YEAR 2026 --------							
-------- YEAR 2027 --------							
-------- YEAR 2028 --------							
-------- YEAR 2029 --------							
-------- YEAR 2030 --------							
-------- YEAR 2031 --------							
-------- YEAR 2032 --------							
-------- YEAR 2033 --------							
-------- YEAR 2034 --------							
-------- YEAR 2035 --------							
-------- YEAR 2036 --------							
-------- YEAR 2037 --------							
-------- YEAR 2038 --------							
-------- YEAR 2039 --------							
-------- YEAR 2040 --------							

========== SEASON 10 OCTOBER ==========

THERMAL UNIT	59	61	62	63	64	65	66
	ROCKP_IM	STUART	STUART	STUART	STUART	AMOS_AP	TANN 1-3
	2	1	2	3	4	3	1
-------- YEAR 2011 --------							
SEASONAL HEAT RATE PROFILE	0	0	0	0	0	0	0
-------- YEAR 2012 --------							
-------- YEAR 2013 --------							

-------- YEAR 2014 --------

-------- YEAR 2015 --------

-------- YEAR 2016 --------

-------- YEAR 2017 --------

-------- YEAR 2018 --------

-------- YEAR 2019 --------

-------- YEAR 2020 --------

-------- YEAR 2021 --------

-------- YEAR 2022 --------

-------- YEAR 2023 --------

-------- YEAR 2024 --------

-------- YEAR 2025 --------

-------- YEAR 2026 --------

-------- YEAR 2027 --------

-------- YEAR 2028 --------

-------- YEAR 2029 --------

-------- YEAR 2030 --------

-------- YEAR 2031 --------

-------- YEAR 2032 --------

-------- YEAR 2033 --------

-------- YEAR 2034 --------

-------- YEAR 2035 --------

-------- YEAR 2036 --------

-------- YEAR 2037 --------

-------- YEAR 2038 --------

-------- YEAR 2039 --------

-------- YEAR 2040 --------

========== SEASON 10 OCTOBER ==========

THERMAL UNIT	67	68	69	70	71	72	73
	TANN 1-3	TANN 1-3	TANN 4	ZIMMER	ROBTMONE	ROBTMONE	ROBTMONE
	2	3	4	1	1	2	3
-------- YEAR 2011 --------							
SEASONAL HEAT RATE PROFILE	0	0	0	0	162	162	162

NOTE: DATA DISPLAYED AFTER 2011 ONLY IF
VALUE CHANGED FROM PREVIOUS YEAR.

AEP EAST
GENERATION AND FUEL MODULE
INPUT SUMMARY REPORT

QUALIFIER = GAF.INPUT.THERMAL UNIT.

========== SEASON 10 OCTOBER ==========

THERMAL UNIT	67	68	69	70	71	72	73
	TANN 1-3	TANN 1-3	TANN 4	ZIMMER	ROBTMONE	ROBTMONE	ROBTMONE
	2	3	4	1	1	2	3
-------- YEAR 2012 --------							
-------- YEAR 2013 --------							
-------- YEAR 2014 --------							
-------- YEAR 2015 --------							
-------- YEAR 2016 --------							
-------- YEAR 2017 --------							
-------- YEAR 2018 --------							
-------- YEAR 2019 --------							
-------- YEAR 2020 --------							
-------- YEAR 2021 --------							
-------- YEAR 2022 --------							
-------- YEAR 2023 --------							
-------- YEAR 2024 --------							
-------- YEAR 2025 --------							
-------- YEAR 2026 --------							
-------- YEAR 2027 --------							
-------- YEAR 2028 --------							
-------- YEAR 2029 --------							
-------- YEAR 2030 --------							
-------- YEAR 2031 --------							
-------- YEAR 2032 --------							
-------- YEAR 2033 --------							
-------- YEAR 2034 --------							
-------- YEAR 2035 --------							
-------- YEAR 2036 --------							
-------- YEAR 2037 --------							
-------- YEAR 2038 --------							
-------- YEAR 2039 --------							
-------- YEAR 2040 --------							

========== SEASON 10 OCTOBER ==========

THERMAL UNIT	75	76	77	78	79	80	81
	CEREDO	CEREDO	CEREDO	CEREDO	CEREDO	CEREDO	DARBY
	1	2	3	4	5	6	1
-------- YEAR 2011 --------							
SEASONAL HEAT RATE PROFILE	0	0	0	0	0	0	0
-------- YEAR 2012 --------							
-------- YEAR 2013 --------							
-------- YEAR 2014 --------							
-------- YEAR 2015 --------							
-------- YEAR 2016 --------							
-------- YEAR 2017 --------							
-------- YEAR 2018 --------							
-------- YEAR 2019 --------							
-------- YEAR 2020 --------							
-------- YEAR 2021 --------							
-------- YEAR 2022 --------							
-------- YEAR 2023 --------							
-------- YEAR 2024 --------							
-------- YEAR 2025 --------							

-------- YEAR 2026 --------

-------- YEAR 2027 --------

-------- YEAR 2028 --------

-------- YEAR 2029 --------

-------- YEAR 2030 --------

-------- YEAR 2031 --------

-------- YEAR 2032 --------

-------- YEAR 2033 --------

-------- YEAR 2034 --------

-------- YEAR 2035 --------

-------- YEAR 2036 --------

-------- YEAR 2037 --------

-------- YEAR 2038 --------

-------- YEAR 2039 --------

-------- YEAR 2040 --------

========== SEASON 10 OCTOBER ==========

THERMAL UNIT	82	83	84	85	86	87	88
	DARBY 2	DARBY 3	DARBY 4	DARBY 5	DARBY 6	LWBG WIN 1	LWBG WIN 2
-------- YEAR 2011 --------							
SEASONAL HEAT RATE PROFILE	0	0	0	0	0	0	0

-------- YEAR 2012 --------

-------- YEAR 2013 --------

-------- YEAR 2014 --------

-------- YEAR 2015 --------

-------- YEAR 2016 --------

-------- YEAR 2017 --------

-------- YEAR 2018 --------

-------- YEAR 2019 --------

-------- YEAR 2020 --------

-------- YEAR 2021 --------

-------- YEAR 2022 --------

-------- YEAR 2023 --------

NOTE: DATA DISPLAYED AFTER 2011 ONLY IF
VALUE CHANGED FROM PREVIOUS YEAR.

AEP EAST
GENERATION AND FUEL MODULE
INPUT SUMMARY REPORT

QUALIFIER = GAF.INPUT.THERMAL UNIT.

========== SEASON 10 OCTOBER ==========

THERMAL UNIT	82	83	84	85	86	87	88
	DARBY	DARBY	DARBY	DARBY	DARBY	LWBG WIN	LWBG WIN
	2	3	4	5	6	1	2
-------- YEAR 2024 --------							
-------- YEAR 2025 --------							
-------- YEAR 2026 --------							
-------- YEAR 2027 --------							
-------- YEAR 2028 --------							
-------- YEAR 2029 --------							
-------- YEAR 2030 --------							
-------- YEAR 2031 --------							
-------- YEAR 2032 --------							
-------- YEAR 2033 --------							
-------- YEAR 2034 --------							
-------- YEAR 2035 --------							
-------- YEAR 2036 --------							
-------- YEAR 2037 --------							
-------- YEAR 2038 --------							
-------- YEAR 2039 --------							
-------- YEAR 2040 --------							

========== SEASON 10 OCTOBER ==========

THERMAL UNIT	89	90	91	92	93	94	101
	LWBG SMR	LWBG SMR	WATR CC	WATR2	DRESDEN	DRESD2	NUCLEAR
	1	2	1	1	1	1	1
-------- YEAR 2011 --------							
SEASONAL HEAT RATE PROFILE	0	0	0	0	0	0	0
-------- YEAR 2012 --------							
-------- YEAR 2013 --------							
-------- YEAR 2014 --------							
-------- YEAR 2015 --------							
-------- YEAR 2016 --------							
-------- YEAR 2017 --------							
-------- YEAR 2018 --------							
-------- YEAR 2019 --------							
-------- YEAR 2020 --------							
-------- YEAR 2021 --------							
-------- YEAR 2022 --------							
-------- YEAR 2023 --------							
-------- YEAR 2024 --------							
-------- YEAR 2025 --------							
-------- YEAR 2026 --------							
-------- YEAR 2027 --------							
-------- YEAR 2028 --------							
-------- YEAR 2029 --------							
-------- YEAR 2030 --------							
-------- YEAR 2031 --------							
-------- YEAR 2032 --------							
-------- YEAR 2033 --------							
-------- YEAR 2034 --------							
-------- YEAR 2035 --------							
-------- YEAR 2036 --------							
-------- YEAR 2037 --------							

-------- YEAR 2038 --------

-------- YEAR 2039 --------

-------- YEAR 2040 --------

========== SEASON 10 OCTOBER ==========

THERMAL UNIT	102 UPC_NCCS 1	103 PC_UL_SU 1	104 UPC_RCCS 1	105 IGC_NCCS 1	106 IGCC GE 1	107 IGC_RCCS 1	108 CC 2X1FB 1
-------- YEAR 2011 --------							
SEASONAL HEAT RATE PROFILE	0	0	0	0	0	0	0

-------- YEAR 2012 --------

-------- YEAR 2013 --------

-------- YEAR 2014 --------

-------- YEAR 2015 --------

-------- YEAR 2016 --------

-------- YEAR 2017 --------

-------- YEAR 2018 --------

-------- YEAR 2019 --------

-------- YEAR 2020 --------

-------- YEAR 2021 --------

-------- YEAR 2022 --------

-------- YEAR 2023 --------

-------- YEAR 2024 --------

-------- YEAR 2025 --------

-------- YEAR 2026 --------

-------- YEAR 2027 --------

-------- YEAR 2028 --------

-------- YEAR 2029 --------

-------- YEAR 2030 --------

-------- YEAR 2031 --------

-------- YEAR 2032 --------

-------- YEAR 2033 --------

-------- YEAR 2034 --------

-------- YEAR 2035 --------

NOTE: DATA DISPLAYED AFTER 2011 ONLY IF
VALUE CHANGED FROM PREVIOUS YEAR.

AEP EAST
GENERATION AND FUEL MODULE
INPUT SUMMARY REPORT

QUALIFIER = GAF.INPUT.THERMAL UNIT.

========== SEASON 10 OCTOBER ==========

THERMAL UNIT	102 UPC_NCCS	103 PC_UL_SU	104 UPC_RCCS	105 IGC_NCCS	106 IGCC GE	107 IGC_RCCS	108 CC 2X1FB
	1	1	1	1	1	1	1
-------- YEAR 2036 --------							
-------- YEAR 2037 --------							
-------- YEAR 2038 --------							
-------- YEAR 2039 --------							
-------- YEAR 2040 --------							

========== SEASON 10 OCTOBER ==========

THERMAL UNIT	109 CC 2x1FA	110 CC 1x17H	111 BS2_CC	114 CT GE7FA	115 CT_GE7EA	124 BS2_FGD	125 BS1_FGD
	1	1	1	1	1	2	1
-------- YEAR 2011 --------							
SEASONAL HEAT RATE PROFILE	0	0	183	0	0	0	0
-------- YEAR 2012 --------							
-------- YEAR 2013 --------							
-------- YEAR 2014 --------							
-------- YEAR 2015 --------							
-------- YEAR 2016 --------							
-------- YEAR 2017 --------							
-------- YEAR 2018 --------							
-------- YEAR 2019 --------							
-------- YEAR 2020 --------							
-------- YEAR 2021 --------							
-------- YEAR 2022 --------							
-------- YEAR 2023 --------							
-------- YEAR 2024 --------							
-------- YEAR 2025 --------							
-------- YEAR 2026 --------							
-------- YEAR 2027 --------							
-------- YEAR 2028 --------							
-------- YEAR 2029 --------							
-------- YEAR 2030 --------							
-------- YEAR 2031 --------							
-------- YEAR 2032 --------							
-------- YEAR 2033 --------							
-------- YEAR 2034 --------							
-------- YEAR 2035 --------							
-------- YEAR 2036 --------							
-------- YEAR 2037 --------							
-------- YEAR 2038 --------							
-------- YEAR 2039 --------							
-------- YEAR 2040 --------							

========== SEASON 10 OCTOBER ==========

THERMAL UNIT	126 CSV5_SCR	127 CSV6_SCR	129 CR1_NGCC	130 CR2_NGCC	131 MR5_NGCC	132 MR5_FGD	133 RP1D_IM
	5	6	1	2	5	5	1
-------- YEAR 2011 --------							
SEASONAL HEAT RATE PROFILE	0	0	0	0	0	0	0
-------- YEAR 2012 --------							
-------- YEAR 2013 --------							
-------- YEAR 2014 --------							
-------- YEAR 2015 --------							
-------- YEAR 2016 --------							

-------- YEAR 2017 --------

-------- YEAR 2018 --------

-------- YEAR 2019 --------

-------- YEAR 2020 --------

-------- YEAR 2021 --------

-------- YEAR 2022 --------

-------- YEAR 2023 --------

-------- YEAR 2024 --------

-------- YEAR 2025 --------

-------- YEAR 2026 --------

-------- YEAR 2027 --------

-------- YEAR 2028 --------

-------- YEAR 2029 --------

-------- YEAR 2030 --------

-------- YEAR 2031 --------

-------- YEAR 2032 --------

-------- YEAR 2033 --------

-------- YEAR 2034 --------

-------- YEAR 2035 --------

-------- YEAR 2036 --------

-------- YEAR 2037 --------

-------- YEAR 2038 --------

-------- YEAR 2039 --------

-------- YEAR 2040 --------

========== SEASON 10 OCTOBER ==========

THERMAL UNIT	134	135	136	137	144	145	146
	RP2D_IM	TAN4_FGD	RP1D_KP	RP2D_KP	TC4_ESP	A390% AP	A390%OP
	2	4	1	2	4	3	3

-------- YEAR 2011 --------

SEASONAL HEAT RATE PROFILE	0	0	0	0	0	0	0

-------- YEAR 2012 --------

-------- YEAR 2013 --------

-------- YEAR 2014 --------

NOTE: DATA DISPLAYED AFTER 2011 ONLY IF
VALUE CHANGED FROM PREVIOUS YEAR.

AEP EAST
GENERATION AND FUEL MODULE
INPUT SUMMARY REPORT

QUALIFIER = GAF.INPUT.THERMAL UNIT.

========== SEASON 10 OCTOBER ==========

THERMAL UNIT	134 RP2D_IM	135 TAN4_FGD	136 RP1D_KP	137 RP2D_KP	144 TC4_ESP	145 A390% AP	146 A390%OP
	2	4	1	2	4	3	3
-------- YEAR 2015 --------							
-------- YEAR 2016 --------							
-------- YEAR 2017 --------							
-------- YEAR 2018 --------							
-------- YEAR 2019 --------							
-------- YEAR 2020 --------							
-------- YEAR 2021 --------							
-------- YEAR 2022 --------							
-------- YEAR 2023 --------							
-------- YEAR 2024 --------							
-------- YEAR 2025 --------							
-------- YEAR 2026 --------							
-------- YEAR 2027 --------							
-------- YEAR 2028 --------							
-------- YEAR 2029 --------							
-------- YEAR 2030 --------							
-------- YEAR 2031 --------							
-------- YEAR 2032 --------							
-------- YEAR 2033 --------							
-------- YEAR 2034 --------							
-------- YEAR 2035 --------							
-------- YEAR 2036 --------							
-------- YEAR 2037 --------							
-------- YEAR 2038 --------							
-------- YEAR 2039 --------							
-------- YEAR 2040 --------							

========== SEASON 10 OCTOBER ==========

THERMAL UNIT	147 MTN_90%	148 RPT1_90%	149 RPT2_90%	150 GV1_90%	151 GV2_90%	153 MTN_18%	154 CC_FA_KP
	1	1	2	1	2	1	1
-------- YEAR 2011 --------							
SEASONAL HEAT RATE PROFILE	0	0	0	0	0	0	0
-------- YEAR 2012 --------							
-------- YEAR 2013 --------							
-------- YEAR 2014 --------							
SEASONAL HEAT RATE PROFILE	45	0	0	0	0	45	0
-------- YEAR 2015 --------							
SEASONAL HEAT RATE PROFILE	0	0	0	0	0	0	0
-------- YEAR 2016 --------							
-------- YEAR 2017 --------							
-------- YEAR 2018 --------							
-------- YEAR 2019 --------							
-------- YEAR 2020 --------							
-------- YEAR 2021 --------							
-------- YEAR 2022 --------							
-------- YEAR 2023 --------							
-------- YEAR 2024 --------							
-------- YEAR 2025 --------							
-------- YEAR 2026 --------							
-------- YEAR 2027 --------							

-------- YEAR 2028 --------

-------- YEAR 2029 --------

-------- YEAR 2030 --------

-------- YEAR 2031 --------

-------- YEAR 2032 --------

-------- YEAR 2033 --------

-------- YEAR 2034 --------

-------- YEAR 2035 --------

-------- YEAR 2036 --------

-------- YEAR 2037 --------

-------- YEAR 2038 --------

-------- YEAR 2039 --------

-------- YEAR 2040 --------

========== SEASON 10 OCTOBER ==========

THERMAL UNIT	155	156	157	158	159	160	161
	CT_OHIO	CC_OH	CT_I&M	CC_I&M	CT_APCO	CC_APCO	CT_KPCO
	1	1	1	1	1	1	1
-------- YEAR 2011 --------							
SEASONAL HEAT RATE PROFILE	0	0	0	0	0	0	0

-------- YEAR 2012 --------

-------- YEAR 2013 --------

-------- YEAR 2014 --------

-------- YEAR 2015 --------

-------- YEAR 2016 --------

-------- YEAR 2017 --------

-------- YEAR 2018 --------

-------- YEAR 2019 --------

-------- YEAR 2020 --------

-------- YEAR 2021 --------

-------- YEAR 2022 --------

-------- YEAR 2023 --------

-------- YEAR 2024 --------

-------- YEAR 2025 --------

NOTE: DATA DISPLAYED AFTER 2011 ONLY IF
VALUE CHANGED FROM PREVIOUS YEAR.

AEP EAST
GENERATION AND FUEL MODULE
INPUT SUMMARY REPORT

QUALIFIER = GAF.INPUT.THERMAL UNIT.

========== SEASON 10 OCTOBER ==========

THERMAL UNIT	155	156	157	158	159	160	161
	CT_OHIO	CC_OH	CT_I&M	CC_I&M	CT_APCO	CC_APCO	CT_KPCO
	1	1	1	1	1	1	1
-------- YEAR 2026 --------							
-------- YEAR 2027 --------							
-------- YEAR 2028 --------							
-------- YEAR 2029 --------							
-------- YEAR 2030 --------							
-------- YEAR 2031 --------							
-------- YEAR 2032 --------							
-------- YEAR 2033 --------							
-------- YEAR 2034 --------							
-------- YEAR 2035 --------							
-------- YEAR 2036 --------							
-------- YEAR 2037 --------							
-------- YEAR 2038 --------							
-------- YEAR 2039 --------							
-------- YEAR 2040 --------							

========== SEASON 10 OCTOBER ==========

THERMAL UNIT	162	163	164	165	166	168	169
	CC_KPCO	BS2 FGD	BS2 FGD	BS2 FGD	BS2 FGD	IGCC AP	PC_UL_AP
	1	1	5	22	23	1	1
-------- YEAR 2011 --------							
SEASONAL HEAT RATE PROFILE	0	0	0	0	0	0	0
-------- YEAR 2012 --------							
-------- YEAR 2013 --------							
-------- YEAR 2014 --------							
-------- YEAR 2015 --------							
-------- YEAR 2016 --------							
-------- YEAR 2017 --------							
-------- YEAR 2018 --------							
-------- YEAR 2019 --------							
-------- YEAR 2020 --------							
-------- YEAR 2021 --------							
-------- YEAR 2022 --------							
-------- YEAR 2023 --------							
-------- YEAR 2024 --------							
-------- YEAR 2025 --------							
-------- YEAR 2026 --------							
-------- YEAR 2027 --------							
-------- YEAR 2028 --------							
-------- YEAR 2029 --------							
-------- YEAR 2030 --------							
-------- YEAR 2031 --------							
-------- YEAR 2032 --------							
-------- YEAR 2033 --------							
-------- YEAR 2034 --------							
-------- YEAR 2035 --------							
-------- YEAR 2036 --------							
-------- YEAR 2037 --------							
-------- YEAR 2038 --------							
-------- YEAR 2039 --------							

-------- YEAR 2040 --------

========== SEASON 10 OCTOBER ==========

THERMAL UNIT	170 Nuke_AP	171 IGCC IM	172 PC_UL_IM	173 NUKE_IM	174 IGCC KP	175 PC_UL_KP	176 NUKE_KP
	1	1	1	1	1	1	1
-------- YEAR 2011 --------							
SEASONAL HEAT RATE PROFILE	0	0	0	0	0	0	0

-------- YEAR 2012 --------

-------- YEAR 2013 --------

-------- YEAR 2014 --------

-------- YEAR 2015 --------

-------- YEAR 2016 --------

-------- YEAR 2017 --------

-------- YEAR 2018 --------

-------- YEAR 2019 --------

-------- YEAR 2020 --------

-------- YEAR 2021 --------

-------- YEAR 2022 --------

-------- YEAR 2023 --------

-------- YEAR 2024 --------

-------- YEAR 2025 --------

-------- YEAR 2026 --------

-------- YEAR 2027 --------

-------- YEAR 2028 --------

-------- YEAR 2029 --------

-------- YEAR 2030 --------

-------- YEAR 2031 --------

-------- YEAR 2032 --------

-------- YEAR 2033 --------

-------- YEAR 2034 --------

-------- YEAR 2035 --------

-------- YEAR 2036 --------

-------- YEAR 2037 --------

NOTE: DATA DISPLAYED AFTER 2011 ONLY IF
VALUE CHANGED FROM PREVIOUS YEAR.

AEP EAST
GENERATION AND FUEL MODULE
INPUT SUMMARY REPORT

QUALIFIER = GAF.INPUT.THERMAL UNIT.

========== SEASON 10 OCTOBER ==========

THERMAL UNIT	170	171	172	173	174	175	176
	Nuke_AP	IGCC IM	PC_UL_IM	NUKE_IM	IGCC KP	PC_UL_KP	NUKE_KP
	1	1	1	1	1	1	1
-------- YEAR 2038 --------							
-------- YEAR 2039 --------							
-------- YEAR 2040 --------							

========== SEASON 10 OCTOBER ==========

THERMAL UNIT	177	178	179	181	182	183	184
	IGCC OH	PC_UL_OH	NUKE OH	RP1D_03	RP1D_04	RP1D_08	RP1D_20
	1	1	1	1	1	1	1
-------- YEAR 2011 --------							
SEASONAL HEAT RATE PROFILE	0	0	0	0	0	0	0
-------- YEAR 2012 --------							
-------- YEAR 2013 --------							
-------- YEAR 2014 --------							
-------- YEAR 2015 --------							
-------- YEAR 2016 --------							
-------- YEAR 2017 --------							
-------- YEAR 2018 --------							
-------- YEAR 2019 --------							
-------- YEAR 2020 --------							
-------- YEAR 2021 --------							
-------- YEAR 2022 --------							
-------- YEAR 2023 --------							
-------- YEAR 2024 --------							
-------- YEAR 2025 --------							
-------- YEAR 2026 --------							
-------- YEAR 2027 --------							
-------- YEAR 2028 --------							
-------- YEAR 2029 --------							
-------- YEAR 2030 --------							
-------- YEAR 2031 --------							
-------- YEAR 2032 --------							
-------- YEAR 2033 --------							
-------- YEAR 2034 --------							
-------- YEAR 2035 --------							
-------- YEAR 2036 --------							
-------- YEAR 2037 --------							
-------- YEAR 2038 --------							
-------- YEAR 2039 --------							
-------- YEAR 2040 --------							

========== SEASON 10 OCTOBER ==========

THERMAL UNIT	186	187	188	189	190	191	223
	RP1TR_IM	RP2TR_IM	RP1TR_KP	RP2TR_KP	T4_TRONA	T4_TRCCR	MR_STKR1
	1	2	1	2	4	4	1
-------- YEAR 2011 --------							
SEASONAL HEAT RATE PROFILE	0	0	0	0	0	0	0
-------- YEAR 2012 --------							
-------- YEAR 2013 --------							
-------- YEAR 2014 --------							
-------- YEAR 2015 --------							
-------- YEAR 2016 --------							
-------- YEAR 2017 --------							
-------- YEAR 2018 --------							

-------- YEAR 2019 --------

-------- YEAR 2020 --------

-------- YEAR 2021 --------

-------- YEAR 2022 --------

-------- YEAR 2023 --------

-------- YEAR 2024 --------

-------- YEAR 2025 --------

-------- YEAR 2026 --------

-------- YEAR 2027 --------

-------- YEAR 2028 --------

-------- YEAR 2029 --------

-------- YEAR 2030 --------

-------- YEAR 2031 --------

-------- YEAR 2032 --------

-------- YEAR 2033 --------

-------- YEAR 2034 --------

-------- YEAR 2035 --------

-------- YEAR 2036 --------

-------- YEAR 2037 --------

-------- YEAR 2038 --------

-------- YEAR 2039 --------

-------- YEAR 2040 --------

========== SEASON 10 OCTOBER ==========

THERMAL UNIT	224	228	229	230	231	232	233
	MR_STKR2	AMS3_SI	BS2_SI	MR5_CF	MR5_SI	RPT1_CF	RPT2_CF
	1	3	2	5	5	1	2
-------- YEAR 2011 --------							
SEASONAL HEAT RATE PROFILE	0	0	0	0	0	0	0

-------- YEAR 2012 --------

-------- YEAR 2013 --------

-------- YEAR 2014 --------

-------- YEAR 2015 --------

-------- YEAR 2016 --------

NOTE: DATA DISPLAYED AFTER 2011 ONLY IF
VALUE CHANGED FROM PREVIOUS YEAR.

AEP EAST
GENERATION AND FUEL MODULE
INPUT SUMMARY REPORT

QUALIFIER = GAF.INPUT.THERMAL UNIT.

========== SEASON 10 OCTOBER ==========

THERMAL UNIT	224 MR_STKR2 1	228 AMS3_SI 3	229 BS2_SI 2	230 MR5_CF 5	231 MR5_SI 5	232 RPT1_CF 1	233 RPT2_CF 2
-------- YEAR 2017 --------							
-------- YEAR 2018 --------							
-------- YEAR 2019 --------							
-------- YEAR 2020 --------							
-------- YEAR 2021 --------							
-------- YEAR 2022 --------							
-------- YEAR 2023 --------							
-------- YEAR 2024 --------							
-------- YEAR 2025 --------							
-------- YEAR 2026 --------							
-------- YEAR 2027 --------							
-------- YEAR 2028 --------							
-------- YEAR 2029 --------							
-------- YEAR 2030 --------							
-------- YEAR 2031 --------							
-------- YEAR 2032 --------							
-------- YEAR 2033 --------							
-------- YEAR 2034 --------							
-------- YEAR 2035 --------							
-------- YEAR 2036 --------							
-------- YEAR 2037 --------							
-------- YEAR 2038 --------							
-------- YEAR 2039 --------							
-------- YEAR 2040 --------							

========== SEASON 10 OCTOBER ==========

THERMAL UNIT	234 RPT1_SI 1	235 RPT2_SI 2	251 DC1_HPT 1	252 DC1_IS 1	253 DC1_EFF 1	254 DC1_17 1	255 DC1_3800 1
-------- YEAR 2011 --------							
SEASONAL HEAT RATE PROFILE	0	0	0	0	0	0	0
-------- YEAR 2012 --------							
-------- YEAR 2013 --------							
-------- YEAR 2014 --------							
-------- YEAR 2015 --------							
-------- YEAR 2016 --------							
-------- YEAR 2017 --------							
-------- YEAR 2018 --------							
-------- YEAR 2019 --------							
-------- YEAR 2020 --------							
-------- YEAR 2021 --------							
-------- YEAR 2022 --------							
-------- YEAR 2023 --------							
-------- YEAR 2024 --------							
-------- YEAR 2025 --------							
-------- YEAR 2026 --------							
-------- YEAR 2027 --------							
-------- YEAR 2028 --------							
-------- YEAR 2029 --------							
-------- YEAR 2030 --------							

-------- YEAR 2031 --------

-------- YEAR 2032 --------

-------- YEAR 2033 --------

-------- YEAR 2034 --------

-------- YEAR 2035 --------

-------- YEAR 2036 --------

-------- YEAR 2037 --------

-------- YEAR 2038 --------

-------- YEAR 2039 --------

-------- YEAR 2040 --------

========== SEASON 10 OCTOBER ==========

THERMAL UNIT	257 DC2_HPT	258 DC2_EFF	259 DC2_SPU	260 DC2_3800	269 BIGSD_15	270 BIGSD_GP	271 CLN_Q_HM
	2	2	2	2	1	1	1
-------- YEAR 2011 --------							
SEASONAL HEAT RATE PROFILE	0	0	0	0	0	0	0

-------- YEAR 2012 --------

-------- YEAR 2013 --------

-------- YEAR 2014 --------

-------- YEAR 2015 --------

-------- YEAR 2016 --------

-------- YEAR 2017 --------

-------- YEAR 2018 --------

-------- YEAR 2019 --------

-------- YEAR 2020 --------

-------- YEAR 2021 --------

-------- YEAR 2022 --------

-------- YEAR 2023 --------

-------- YEAR 2024 --------

-------- YEAR 2025 --------

-------- YEAR 2026 --------

-------- YEAR 2027 --------

-------- YEAR 2028 --------

NOTE: DATA DISPLAYED AFTER 2011 ONLY IF
VALUE CHANGED FROM PREVIOUS YEAR.

AEP EAST
GENERATION AND FUEL MODULE
INPUT SUMMARY REPORT

QUALIFIER = GAF.INPUT.THERMAL UNIT.

========== SEASON 10 OCTOBER ==========

THERMAL UNIT	257 DC2_HPT 2	258 DC2_EFF 2	259 DC2_SPU 2	260 DC2_3800 2	269 BIGSD_15 1	270 BIGSD_GP 1	271 CLN_Q_HM 1
-------- YEAR 2029 --------							
-------- YEAR 2030 --------							
-------- YEAR 2031 --------							
-------- YEAR 2032 --------							
-------- YEAR 2033 --------							
-------- YEAR 2034 --------							
-------- YEAR 2035 --------							
-------- YEAR 2036 --------							
-------- YEAR 2037 --------							
-------- YEAR 2038 --------							
-------- YEAR 2039 --------							
-------- YEAR 2040 --------							

========== SEASON 10 OCTOBER ==========

THERMAL UNIT	272 CLN_Q_15 1	273 CLN_Q_HM 2	274 CLN_Q_15 2	275 CLN_Q_HM 3	276 CLN_Q_15 3	277 CVL_3_HM 3	278 CVL_3_10 3
-------- YEAR 2011 --------							
SEASONAL HEAT RATE PROFILE	0	0	0	0	0	0	0
-------- YEAR 2012 --------							
-------- YEAR 2013 --------							
-------- YEAR 2014 --------							
-------- YEAR 2015 --------							
-------- YEAR 2016 --------							
-------- YEAR 2017 --------							
-------- YEAR 2018 --------							
-------- YEAR 2019 --------							
-------- YEAR 2020 --------							
-------- YEAR 2021 --------							
-------- YEAR 2022 --------							
-------- YEAR 2023 --------							
-------- YEAR 2024 --------							
-------- YEAR 2025 --------							
-------- YEAR 2026 --------							
-------- YEAR 2027 --------							
-------- YEAR 2028 --------							
-------- YEAR 2029 --------							
-------- YEAR 2030 --------							
-------- YEAR 2031 --------							
-------- YEAR 2032 --------							
-------- YEAR 2033 --------							
-------- YEAR 2034 --------							
-------- YEAR 2035 --------							
-------- YEAR 2036 --------							
-------- YEAR 2037 --------							
-------- YEAR 2038 --------							
-------- YEAR 2039 --------							
-------- YEAR 2040 --------							

========== SEASON 10 OCTOBER ==========

THERMAL UNIT	279 GLN_5_HM 5	280 GLN_5_15 5	281 GLN_6_HM 6	282 GLN_6_15 6	283 KMR_F_HM 1	284 KMR_F_GP 1	285 KMR_F_HM 2

-------- YEAR 2011 --------							
SEASONAL HEAT RATE PROFILE	0	0	0	0	0	0	0
-------- YEAR 2012 --------							
-------- YEAR 2013 --------							
-------- YEAR 2014 --------							
-------- YEAR 2015 --------							
-------- YEAR 2016 --------							
-------- YEAR 2017 --------							
-------- YEAR 2018 --------							
-------- YEAR 2019 --------							
-------- YEAR 2020 --------							
-------- YEAR 2021 --------							
-------- YEAR 2022 --------							
-------- YEAR 2023 --------							
-------- YEAR 2024 --------							
-------- YEAR 2025 --------							
-------- YEAR 2026 --------							
-------- YEAR 2027 --------							
-------- YEAR 2028 --------							
-------- YEAR 2029 --------							
-------- YEAR 2030 --------							
-------- YEAR 2031 --------							
-------- YEAR 2032 --------							
-------- YEAR 2033 --------							
-------- YEAR 2034 --------							
-------- YEAR 2035 --------							
-------- YEAR 2036 --------							
-------- YEAR 2037 --------							
-------- YEAR 2038 --------							
-------- YEAR 2039 --------							
-------- YEAR 2040 --------							

NOTE: DATA DISPLAYED AFTER 2011 ONLY IF
VALUE CHANGED FROM PREVIOUS YEAR.

AEP EAST
GENERATION AND FUEL MODULE
INPUT SUMMARY REPORT

QUALIFIER = GAF.INPUT.THERMAL UNIT.

========== SEASON 10 OCTOBER ==========

THERMAL UNIT	286 KMR_F_GP 2	287 KMR_F_HM 3	288 KMR_F_GP 3	289 KWA_1_HM 1	290 KWA_1_15 1	291 KWA_2_HM 2	292 KWA_2_15 2
-------- YEAR 2011 --------							
SEASONAL HEAT RATE PROFILE	0	0	0	0	0	0	0
-------- YEAR 2012 --------							
-------- YEAR 2013 --------							
-------- YEAR 2014 --------							
-------- YEAR 2015 --------							
-------- YEAR 2016 --------							
-------- YEAR 2017 --------							
-------- YEAR 2018 --------							
-------- YEAR 2019 --------							
-------- YEAR 2020 --------							
-------- YEAR 2021 --------							
-------- YEAR 2022 --------							
-------- YEAR 2023 --------							
-------- YEAR 2024 --------							
-------- YEAR 2025 --------							
-------- YEAR 2026 --------							
-------- YEAR 2027 --------							
-------- YEAR 2028 --------							
-------- YEAR 2029 --------							
-------- YEAR 2030 --------							
-------- YEAR 2031 --------							
-------- YEAR 2032 --------							
-------- YEAR 2033 --------							
-------- YEAR 2034 --------							
-------- YEAR 2035 --------							
-------- YEAR 2036 --------							
-------- YEAR 2037 --------							
-------- YEAR 2038 --------							
-------- YEAR 2039 --------							
-------- YEAR 2040 --------							

========== SEASON 10 OCTOBER ==========

THERMAL UNIT	293 MSKR1_HM 1	294 MSKR1_12 1	295 MSKR2_HM 2	296 MSKR2_12 2	297 MSKR3_GP 3	298 MR3HM_12 3	299 MSKR4_GP 4
-------- YEAR 2011 --------							
SEASONAL HEAT RATE PROFILE	0	0	0	0	0	0	0
-------- YEAR 2012 --------							
-------- YEAR 2013 --------							
-------- YEAR 2014 --------							
-------- YEAR 2015 --------							
-------- YEAR 2016 --------							
-------- YEAR 2017 --------							
-------- YEAR 2018 --------							
-------- YEAR 2019 --------							
-------- YEAR 2020 --------							
-------- YEAR 2021 --------							
-------- YEAR 2022 --------							
-------- YEAR 2023 --------							
-------- YEAR 2024 --------							

-------- YEAR 2025 --------

-------- YEAR 2026 --------

-------- YEAR 2027 --------

-------- YEAR 2028 --------

-------- YEAR 2029 --------

-------- YEAR 2030 --------

-------- YEAR 2031 --------

-------- YEAR 2032 --------

-------- YEAR 2033 --------

-------- YEAR 2034 --------

-------- YEAR 2035 --------

-------- YEAR 2036 --------

-------- YEAR 2037 --------

-------- YEAR 2038 --------

-------- YEAR 2039 --------

-------- YEAR 2040 --------

========== SEASON 10 OCTOBER ==========

THERMAL UNIT	300	301	302	303	304	305	306
	M4HM_12	PICWY_HM	PICWY_GP	SP1_F_HM	SP1_F_15	SP2_F_HM	SP2_F_15
	4	5	5	1	1	2	2
-------- YEAR 2011 --------							
SEASONAL HEAT RATE PROFILE	0	0	0	0	0	0	0

-------- YEAR 2012 --------

-------- YEAR 2013 --------

-------- YEAR 2014 --------

-------- YEAR 2015 --------

-------- YEAR 2016 --------

-------- YEAR 2017 --------

-------- YEAR 2018 --------

-------- YEAR 2019 --------

-------- YEAR 2020 --------

-------- YEAR 2021 --------

-------- YEAR 2022 --------

NOTE: DATA DISPLAYED AFTER 2011 ONLY IF
VALUE CHANGED FROM PREVIOUS YEAR.

AEP EAST
GENERATION AND FUEL MODULE
INPUT SUMMARY REPORT

QUALIFIER = GAF.INPUT.THERMAL UNIT.

========== SEASON 10 OCTOBER ==========

THERMAL UNIT	300 M4HM_12	301 PICWY_HM	302 PICWY_GP	303 SP1_F_HM	304 SP1_F_15	305 SP2_F_HM	306 SP2_F_15
	4	5	5	1	1	2	2
-------- YEAR 2023 --------							
-------- YEAR 2024 --------							
-------- YEAR 2025 --------							
-------- YEAR 2026 --------							
-------- YEAR 2027 --------							
-------- YEAR 2028 --------							
-------- YEAR 2029 --------							
-------- YEAR 2030 --------							
-------- YEAR 2031 --------							
-------- YEAR 2032 --------							
-------- YEAR 2033 --------							
-------- YEAR 2034 --------							
-------- YEAR 2035 --------							
-------- YEAR 2036 --------							
-------- YEAR 2037 --------							
-------- YEAR 2038 --------							
-------- YEAR 2039 --------							
-------- YEAR 2040 --------							

========== SEASON 10 OCTOBER ==========

THERMAL UNIT	307 SP3_Q_HM	308 SP3_Q_15	309 SP4_Q_HM	310 SP4_Q_15	311 SP5_HM	312 SP5_15	313 TNR_F_HM
	3	3	4	4	5	5	1
-------- YEAR 2011 --------							
SEASONAL HEAT RATE PROFILE	0	0	0	0	0	0	0
-------- YEAR 2012 --------							
-------- YEAR 2013 --------							
-------- YEAR 2014 --------							
-------- YEAR 2015 --------							
-------- YEAR 2016 --------							
-------- YEAR 2017 --------							
-------- YEAR 2018 --------							
-------- YEAR 2019 --------							
-------- YEAR 2020 --------							
-------- YEAR 2021 --------							
-------- YEAR 2022 --------							
-------- YEAR 2023 --------							
-------- YEAR 2024 --------							
-------- YEAR 2025 --------							
-------- YEAR 2026 --------							
-------- YEAR 2027 --------							
-------- YEAR 2028 --------							
-------- YEAR 2029 --------							
-------- YEAR 2030 --------							
-------- YEAR 2031 --------							
-------- YEAR 2032 --------							
-------- YEAR 2033 --------							
-------- YEAR 2034 --------							
-------- YEAR 2035 --------							
-------- YEAR 2036 --------							

-------- YEAR 2037 --------

-------- YEAR 2038 --------

-------- YEAR 2039 --------

-------- YEAR 2040 --------

========== SEASON 10 OCTOBER ==========

THERMAL UNIT	314	315	316	317	318	319	320
	TNR_F_15	TNR_F_HM	TNR_F_15	TNR_F_HM	TNR_F_15	PW_GP_15	RHills 1
	1	2	2	3	3	5	1
-------- YEAR 2011 --------							
SEASONAL HEAT RATE PROFILE	0	0	0	0	0	0	0

-------- YEAR 2012 --------

-------- YEAR 2013 --------

-------- YEAR 2014 --------

-------- YEAR 2015 --------

-------- YEAR 2016 --------

-------- YEAR 2017 --------

-------- YEAR 2018 --------

-------- YEAR 2019 --------

-------- YEAR 2020 --------

-------- YEAR 2021 --------

-------- YEAR 2022 --------

-------- YEAR 2023 --------

-------- YEAR 2024 --------

-------- YEAR 2025 --------

-------- YEAR 2026 --------

-------- YEAR 2027 --------

-------- YEAR 2028 --------

-------- YEAR 2029 --------

-------- YEAR 2030 --------

-------- YEAR 2031 --------

-------- YEAR 2032 --------

-------- YEAR 2033 --------

-------- YEAR 2034 --------

NOTE: DATA DISPLAYED AFTER 2011 ONLY IF
VALUE CHANGED FROM PREVIOUS YEAR.

AEP EAST
GENERATION AND FUEL MODULE
INPUT SUMMARY REPORT

QUALIFIER = GAF.INPUT.THERMAL UNIT.

========== SEASON 10 OCTOBER ==========

THERMAL UNIT	314	315	316	317	318	319	320
	TNR_F_15	TNR_F_HM	TNR_F_15	TNR_F_HM	TNR_F_15	PW_GP_15	RHills 1
	1	2	2	3	3	5	1
-------- YEAR 2035 --------							
-------- YEAR 2036 --------							
-------- YEAR 2037 --------							
-------- YEAR 2038 --------							
-------- YEAR 2039 --------							
-------- YEAR 2040 --------							

========== SEASON 10 OCTOBER ==========

THERMAL UNIT	500	501	502	503	958	959	960
	DUMMY_OP	DUMMY_IM	DUMMY_AP	DUMMY_KP	CC_KPCO	RP2D_KP	RP2D_IM
	0	0	0	0	958	959	960
-------- YEAR 2011 --------							
SEASONAL HEAT RATE PROFILE	0	0	0	0	0	0	0
-------- YEAR 2012 --------							
-------- YEAR 2013 --------							
-------- YEAR 2014 --------							
-------- YEAR 2015 --------							
-------- YEAR 2016 --------							
-------- YEAR 2017 --------							
-------- YEAR 2018 --------							
-------- YEAR 2019 --------							
-------- YEAR 2020 --------							
-------- YEAR 2021 --------							
-------- YEAR 2022 --------							
-------- YEAR 2023 --------							
-------- YEAR 2024 --------							
-------- YEAR 2025 --------							
-------- YEAR 2026 --------							
-------- YEAR 2027 --------							
-------- YEAR 2028 --------							
-------- YEAR 2029 --------							
-------- YEAR 2030 --------							
-------- YEAR 2031 --------							
-------- YEAR 2032 --------							
-------- YEAR 2033 --------							
-------- YEAR 2034 --------							
-------- YEAR 2035 --------							
-------- YEAR 2036 --------							
-------- YEAR 2037 --------							
-------- YEAR 2038 --------							
-------- YEAR 2039 --------							
-------- YEAR 2040 --------							

========== SEASON 10 OCTOBER ==========

THERMAL UNIT	961	962	963	964	965	966	967
	CSV6_SCR	CSV5_SCR	DUMMY_OP	DUMMY_OP	RP1D_03	RP1D_KP	BS2 FGD
	961	962	963	964	965	966	967
-------- YEAR 2011 --------							
SEASONAL HEAT RATE PROFILE	0	0	0	0	0	0	0
-------- YEAR 2012 --------							
-------- YEAR 2013 --------							
-------- YEAR 2014 --------							
-------- YEAR 2015 --------							

-------- YEAR 2016 --------

-------- YEAR 2017 --------

-------- YEAR 2018 --------

-------- YEAR 2019 --------

-------- YEAR 2020 --------

-------- YEAR 2021 --------

-------- YEAR 2022 --------

-------- YEAR 2023 --------

-------- YEAR 2024 --------

-------- YEAR 2025 --------

-------- YEAR 2026 --------

-------- YEAR 2027 --------

-------- YEAR 2028 --------

-------- YEAR 2029 --------

-------- YEAR 2030 --------

-------- YEAR 2031 --------

-------- YEAR 2032 --------

-------- YEAR 2033 --------

-------- YEAR 2034 --------

-------- YEAR 2035 --------

-------- YEAR 2036 --------

-------- YEAR 2037 --------

-------- YEAR 2038 --------

-------- YEAR 2039 --------

-------- YEAR 2040 --------

========== SEASON 10 OCTOBER ==========

THERMAL UNIT	968 CR2_NGCC 968	969 CR1_NGCC 969	970 MR5_NGCC 970	971 DUMMY_OP 971	972 DUMMY_OP 972	973 DUMMY_OP 973	974 DUMMY_OP 974
-------- YEAR 2011 --------							
SEASONAL HEAT RATE PROFILE	0	0	0	0	0	0	0

-------- YEAR 2012 --------

-------- YEAR 2013 --------

NOTE: DATA DISPLAYED AFTER 2011 ONLY IF
VALUE CHANGED FROM PREVIOUS YEAR.

AEP EAST
GENERATION AND FUEL MODULE
INPUT SUMMARY REPORT

QUALIFIER = GAF.INPUT.THERMAL UNIT.

========== SEASON 10 OCTOBER ==========

THERMAL UNIT	968 CR2_NGCC 968	969 CR1_NGCC 969	970 MR5_NGCC 970	971 DUMMY_OP 971	972 DUMMY_OP 972	973 DUMMY_OP 973	974 DUMMY_OP 974
-------- YEAR 2014 --------							
-------- YEAR 2015 --------							
-------- YEAR 2016 --------							
-------- YEAR 2017 --------							
-------- YEAR 2018 --------							
-------- YEAR 2019 --------							
-------- YEAR 2020 --------							
-------- YEAR 2021 --------							
-------- YEAR 2022 --------							
-------- YEAR 2023 --------							
-------- YEAR 2024 --------							
-------- YEAR 2025 --------							
-------- YEAR 2026 --------							
-------- YEAR 2027 --------							
-------- YEAR 2028 --------							
-------- YEAR 2029 --------							
-------- YEAR 2030 --------							
-------- YEAR 2031 --------							
-------- YEAR 2032 --------							
-------- YEAR 2033 --------							
-------- YEAR 2034 --------							
-------- YEAR 2035 --------							
-------- YEAR 2036 --------							
-------- YEAR 2037 --------							
-------- YEAR 2038 --------							
-------- YEAR 2039 --------							
-------- YEAR 2040 --------							

========== SEASON 10 OCTOBER ==========

THERMAL UNIT	975 DUMMY_OP 975	976 DUMMY_OP 976	977 DUMMY_OP 977	978 DUMMY_OP 978	979 DUMMY_OP 979	980 DUMMY_OP 980	981 DUMMY_OP 981
-------- YEAR 2011 --------							
SEASONAL HEAT RATE PROFILE	0	0	0	0	0	0	0
-------- YEAR 2012 --------							
-------- YEAR 2013 --------							
-------- YEAR 2014 --------							
-------- YEAR 2015 --------							
-------- YEAR 2016 --------							
-------- YEAR 2017 --------							
-------- YEAR 2018 --------							
-------- YEAR 2019 --------							
-------- YEAR 2020 --------							
-------- YEAR 2021 --------							
-------- YEAR 2022 --------							
-------- YEAR 2023 --------							
-------- YEAR 2024 --------							
-------- YEAR 2025 --------							
-------- YEAR 2026 --------							
-------- YEAR 2027 --------							

-------- YEAR 2028 --------

-------- YEAR 2029 --------

-------- YEAR 2030 --------

-------- YEAR 2031 --------

-------- YEAR 2032 --------

-------- YEAR 2033 --------

-------- YEAR 2034 --------

-------- YEAR 2035 --------

-------- YEAR 2036 --------

-------- YEAR 2037 --------

-------- YEAR 2038 --------

-------- YEAR 2039 --------

-------- YEAR 2040 --------

========== SEASON 10 OCTOBER ==========

THERMAL UNIT	982 DUMMY_OP 982	983 DUMMY_OP 983	984 DUMMY_OP 984	985 DUMMY_OP 985	986 DUMMY_OP 986	987 DUMMY_OP 987	988 DUMMY_OP 988
-------- YEAR 2011 --------							
SEASONAL HEAT RATE PROFILE	0	0	0	0	0	0	0

-------- YEAR 2012 --------

-------- YEAR 2013 --------

-------- YEAR 2014 --------

-------- YEAR 2015 --------

-------- YEAR 2016 --------

-------- YEAR 2017 --------

-------- YEAR 2018 --------

-------- YEAR 2019 --------

-------- YEAR 2020 --------

-------- YEAR 2021 --------

-------- YEAR 2022 --------

-------- YEAR 2023 --------

-------- YEAR 2024 --------

-------- YEAR 2025 --------

NOTE: DATA DISPLAYED AFTER 2011 ONLY IF
VALUE CHANGED FROM PREVIOUS YEAR.

AEP EAST
GENERATION AND FUEL MODULE
INPUT SUMMARY REPORT

QUALIFIER = GAF.INPUT.THERMAL UNIT.

========== SEASON 10 OCTOBER ==========

THERMAL UNIT	982 DUMMY_OP 982	983 DUMMY_OP 983	984 DUMMY_OP 984	985 DUMMY_OP 985	986 DUMMY_OP 986	987 DUMMY_OP 987	988 DUMMY_OP 988
-------- YEAR 2026 --------							
-------- YEAR 2027 --------							
-------- YEAR 2028 --------							
-------- YEAR 2029 --------							
-------- YEAR 2030 --------							
-------- YEAR 2031 --------							
-------- YEAR 2032 --------							
-------- YEAR 2033 --------							
-------- YEAR 2034 --------							
-------- YEAR 2035 --------							
-------- YEAR 2036 --------							
-------- YEAR 2037 --------							
-------- YEAR 2038 --------							
-------- YEAR 2039 --------							
-------- YEAR 2040 --------							

========== SEASON 10 OCTOBER ==========

THERMAL UNIT	989 DUMMY_OP 989	990 DUMMY_OP 990	991 DUMMY_OP 991	992 DUMMY_OP 992	993 DUMMY_OP 993	994 DUMMY_OP 994	995 DUMMY_OP 995
-------- YEAR 2011 --------							
SEASONAL HEAT RATE PROFILE	0	0	0	0	0	0	0
-------- YEAR 2012 --------							
-------- YEAR 2013 --------							
-------- YEAR 2014 --------							
-------- YEAR 2015 --------							
-------- YEAR 2016 --------							
-------- YEAR 2017 --------							
-------- YEAR 2018 --------							
-------- YEAR 2019 --------							
-------- YEAR 2020 --------							
-------- YEAR 2021 --------							
-------- YEAR 2022 --------							
-------- YEAR 2023 --------							
-------- YEAR 2024 --------							
-------- YEAR 2025 --------							
-------- YEAR 2026 --------							
-------- YEAR 2027 --------							
-------- YEAR 2028 --------							
-------- YEAR 2029 --------							
-------- YEAR 2030 --------							
-------- YEAR 2031 --------							
-------- YEAR 2032 --------							
-------- YEAR 2033 --------							
-------- YEAR 2034 --------							
-------- YEAR 2035 --------							
-------- YEAR 2036 --------							
-------- YEAR 2037 --------							
-------- YEAR 2038 --------							
-------- YEAR 2039 --------							

-------- YEAR 2040 --------

========== SEASON 10 OCTOBER ==========

THERMAL UNIT	996 T4_TRONA 996	997 RP2TR_KP 997	998 RP2TR_IM 998	999 DUMMY_OP 999
-------- YEAR 2011 --------				
SEASONAL HEAT RATE PROFILE	0	0	0	0

-------- YEAR 2012 --------

-------- YEAR 2013 --------

-------- YEAR 2014 --------

-------- YEAR 2015 --------

-------- YEAR 2016 --------

-------- YEAR 2017 --------

-------- YEAR 2018 --------

-------- YEAR 2019 --------

-------- YEAR 2020 --------

-------- YEAR 2021 --------

-------- YEAR 2022 --------

-------- YEAR 2023 --------

-------- YEAR 2024 --------

-------- YEAR 2025 --------

-------- YEAR 2026 --------

-------- YEAR 2027 --------

-------- YEAR 2028 --------

-------- YEAR 2029 --------

-------- YEAR 2030 --------

-------- YEAR 2031 --------

-------- YEAR 2032 --------

-------- YEAR 2033 --------

-------- YEAR 2034 --------

-------- YEAR 2035 --------

-------- YEAR 2036 --------

-------- YEAR 2037 --------

NOTE: DATA DISPLAYED AFTER 2011 ONLY IF
VALUE CHANGED FROM PREVIOUS YEAR.

AEP EAST
GENERATION AND FUEL MODULE
INPUT SUMMARY REPORT

QUALIFIER = GAF.INPUT.THERMAL UNIT.

========== SEASON 10 OCTOBER ==========

THERMAL UNIT	996	997	998	999
	T4_TRONA	RP2TR_KP	RP2TR_IM	DUMMY_OP
	996	997	998	999
-------- YEAR 2038 --------				
-------- YEAR 2039 --------				
-------- YEAR 2040 --------				

========== SEASON 11 NOVEMBER ==========

THERMAL UNIT	1	2	3	4	5	6	7
	AMOS	AMOS	AMOS_OP	BECKJORD	BIG SAND	BIG SAND	CARD 1+2
	1	2	3	6	1	2	1
-------- YEAR 2011 --------							
SEASONAL HEAT RATE PROFILE	0	0	0	0	0	0	0
-------- YEAR 2012 --------							
-------- YEAR 2013 --------							
-------- YEAR 2014 --------							
-------- YEAR 2015 --------							
-------- YEAR 2016 --------							
-------- YEAR 2017 --------							
-------- YEAR 2018 --------							
-------- YEAR 2019 --------							
-------- YEAR 2020 --------							
-------- YEAR 2021 --------							
-------- YEAR 2022 --------							
-------- YEAR 2023 --------							
-------- YEAR 2024 --------							
-------- YEAR 2025 --------							
-------- YEAR 2026 --------							
-------- YEAR 2027 --------							
-------- YEAR 2028 --------							
-------- YEAR 2029 --------							
-------- YEAR 2030 --------							
-------- YEAR 2031 --------							
-------- YEAR 2032 --------							
-------- YEAR 2033 --------							
-------- YEAR 2034 --------							
-------- YEAR 2035 --------							
-------- YEAR 2036 --------							
-------- YEAR 2037 --------							
-------- YEAR 2038 --------							
-------- YEAR 2039 --------							
-------- YEAR 2040 --------							

========== SEASON 11 NOVEMBER ==========

THERMAL UNIT	8	9	10	11	12	13	14
	CARD 1+2	CARD 3	CLIFTY	CLIFTY	CLIFTY	CLIFTY	CLIFTY
	2	3	1	2	3	4	5
-------- YEAR 2011 --------							
SEASONAL HEAT RATE PROFILE	0	0	0	0	0	0	0
-------- YEAR 2012 --------							
-------- YEAR 2013 --------							
-------- YEAR 2014 --------							
-------- YEAR 2015 --------							
-------- YEAR 2016 --------							
-------- YEAR 2017 --------							
-------- YEAR 2018 --------							

-------- YEAR 2019 --------

-------- YEAR 2020 --------

-------- YEAR 2021 --------

-------- YEAR 2022 --------

-------- YEAR 2023 --------

-------- YEAR 2024 --------

-------- YEAR 2025 --------

-------- YEAR 2026 --------

-------- YEAR 2027 --------

-------- YEAR 2028 --------

-------- YEAR 2029 --------

-------- YEAR 2030 --------

-------- YEAR 2031 --------

-------- YEAR 2032 --------

-------- YEAR 2033 --------

-------- YEAR 2034 --------

-------- YEAR 2035 --------

-------- YEAR 2036 --------

-------- YEAR 2037 --------

-------- YEAR 2038 --------

-------- YEAR 2039 --------

-------- YEAR 2040 --------

========== SEASON 11 NOVEMBER ==========

THERMAL UNIT	15	16	17	18	19	20	21
	CLIFTY	CLINCH R	CLINCH R	CLINCH R	ROCKP_KP	ROCKP_KP	CSVL 1-4
	6	1	2	3	1	2	3
-------- YEAR 2011 --------							
SEASONAL HEAT RATE PROFILE	0	0	0	0	0	0	0

-------- YEAR 2012 --------

-------- YEAR 2013 --------

-------- YEAR 2014 --------

-------- YEAR 2015 --------

-------- YEAR 2016 --------

NOTE: DATA DISPLAYED AFTER 2011 ONLY IF
VALUE CHANGED FROM PREVIOUS YEAR.

AEP EAST
GENERATION AND FUEL MODULE
INPUT SUMMARY REPORT

QUALIFIER = GAF.INPUT.THERMAL UNIT.

========== SEASON 11 NOVEMBER ==========

THERMAL UNIT	15 CLIFTY 6	16 CLINCH R 1	17 CLINCH R 2	18 CLINCH R 3	19 ROCKP_KP 1	20 ROCKP_KP 2	21 CSVL 1-4 3
-------- YEAR 2017 --------							
-------- YEAR 2018 --------							
-------- YEAR 2019 --------							
-------- YEAR 2020 --------							
-------- YEAR 2021 --------							
-------- YEAR 2022 --------							
-------- YEAR 2023 --------							
-------- YEAR 2024 --------							
-------- YEAR 2025 --------							
-------- YEAR 2026 --------							
-------- YEAR 2027 --------							
-------- YEAR 2028 --------							
-------- YEAR 2029 --------							
-------- YEAR 2030 --------							
-------- YEAR 2031 --------							
-------- YEAR 2032 --------							
-------- YEAR 2033 --------							
-------- YEAR 2034 --------							
-------- YEAR 2035 --------							
-------- YEAR 2036 --------							
-------- YEAR 2037 --------							
-------- YEAR 2038 --------							
-------- YEAR 2039 --------							
-------- YEAR 2040 --------							

========== SEASON 11 NOVEMBER ==========

THERMAL UNIT	22 CSVL 1-4 4	23 CSVL 5+6 5	24 CSVL 5+6 6	25 D C COOK 1	26 D C COOK 2	27 GAVIN 1	28 GAVIN 2
-------- YEAR 2011 --------							
SEASONAL HEAT RATE PROFILE	0	0	0	0	0	0	19
-------- YEAR 2012 --------							
SEASONAL HEAT RATE PROFILE	0	0	0	0	0	0	0
-------- YEAR 2013 --------							
-------- YEAR 2014 --------							
-------- YEAR 2015 --------							
-------- YEAR 2016 --------							
-------- YEAR 2017 --------							
-------- YEAR 2018 --------							
-------- YEAR 2019 --------							
-------- YEAR 2020 --------							
-------- YEAR 2021 --------							
-------- YEAR 2022 --------							
-------- YEAR 2023 --------							
-------- YEAR 2024 --------							
-------- YEAR 2025 --------							
-------- YEAR 2026 --------							
-------- YEAR 2027 --------							
-------- YEAR 2028 --------							
-------- YEAR 2029 --------							
-------- YEAR 2030 --------							

-------- YEAR 2031 --------

-------- YEAR 2032 --------

-------- YEAR 2033 --------

-------- YEAR 2034 --------

-------- YEAR 2035 --------

-------- YEAR 2036 --------

-------- YEAR 2037 --------

-------- YEAR 2038 --------

-------- YEAR 2039 --------

-------- YEAR 2040 --------

========== SEASON 11 NOVEMBER ==========

THERMAL UNIT	29 GLEN LYN 5	30 GLEN LYN 6	33 KAMMER 1	34 KAMMER 2	35 KAMMER 3	36 KANAWHA 1	37 KANAWHA 2
-------- YEAR 2011 --------							
SEASONAL HEAT RATE PROFILE	0	0	0	0	0	0	0

-------- YEAR 2012 --------

-------- YEAR 2013 --------

-------- YEAR 2014 --------

-------- YEAR 2015 --------

-------- YEAR 2016 --------

-------- YEAR 2017 --------

-------- YEAR 2018 --------

-------- YEAR 2019 --------

-------- YEAR 2020 --------

-------- YEAR 2021 --------

-------- YEAR 2022 --------

-------- YEAR 2023 --------

-------- YEAR 2024 --------

-------- YEAR 2025 --------

-------- YEAR 2026 --------

-------- YEAR 2027 --------

-------- YEAR 2028 --------

NOTE: DATA DISPLAYED AFTER 2011 ONLY IF
VALUE CHANGED FROM PREVIOUS YEAR.

AEP EAST
GENERATION AND FUEL MODULE
INPUT SUMMARY REPORT

QUALIFIER = GAF.INPUT.THERMAL UNIT.

========== SEASON 11 NOVEMBER ==========

THERMAL UNIT	29 GLEN LYN 5	30 GLEN LYN 6	33 KAMMER 1	34 KAMMER 2	35 KAMMER 3	36 KANAWHA 1	37 KANAWHA 2
-------- YEAR 2029 --------							
-------- YEAR 2030 --------							
-------- YEAR 2031 --------							
-------- YEAR 2032 --------							
-------- YEAR 2033 --------							
-------- YEAR 2034 --------							
-------- YEAR 2035 --------							
-------- YEAR 2036 --------							
-------- YEAR 2037 --------							
-------- YEAR 2038 --------							
-------- YEAR 2039 --------							
-------- YEAR 2040 --------							

========== SEASON 11 NOVEMBER ==========

THERMAL UNIT	38 KYGER 1	39 KYGER 2	40 KYGER 3	41 KYGER 4	42 KYGER 5	43 MITCHELL 1	44 MITCHELL 2
-------- YEAR 2011 --------							
SEASONAL HEAT RATE PROFILE	0	0	0	0	0	0	0
-------- YEAR 2012 --------							
-------- YEAR 2013 --------							
-------- YEAR 2014 --------							
-------- YEAR 2015 --------							
-------- YEAR 2016 --------							
-------- YEAR 2017 --------							
-------- YEAR 2018 --------							
-------- YEAR 2019 --------							
-------- YEAR 2020 --------							
-------- YEAR 2021 --------							
-------- YEAR 2022 --------							
-------- YEAR 2023 --------							
-------- YEAR 2024 --------							
-------- YEAR 2025 --------							
-------- YEAR 2026 --------							
-------- YEAR 2027 --------							
-------- YEAR 2028 --------							
-------- YEAR 2029 --------							
-------- YEAR 2030 --------							
-------- YEAR 2031 --------							
-------- YEAR 2032 --------							
-------- YEAR 2033 --------							
-------- YEAR 2034 --------							
-------- YEAR 2035 --------							
-------- YEAR 2036 --------							
-------- YEAR 2037 --------							
-------- YEAR 2038 --------							
-------- YEAR 2039 --------							
-------- YEAR 2040 --------							

========== SEASON 11 NOVEMBER ==========

THERMAL UNIT	45 MOUNT_ER 1	46 MUSK RVR 1	47 MUSK RVR 2	48 MUSK RVR 3	49 MUSK RVR 4	50 MUSK RVR 5	51 P SPORN 1

-------- YEAR 2011 --------							
SEASONAL HEAT RATE PROFILE	150	0	0	0	0	0	0
-------- YEAR 2012 --------							
SEASONAL HEAT RATE PROFILE	0	0	0	0	0	0	0
-------- YEAR 2013 --------							
-------- YEAR 2014 --------							
SEASONAL HEAT RATE PROFILE	45	0	0	0	0	0	0
-------- YEAR 2015 --------							
SEASONAL HEAT RATE PROFILE	0	0	0	0	0	0	0
-------- YEAR 2016 --------							
-------- YEAR 2017 --------							
-------- YEAR 2018 --------							
-------- YEAR 2019 --------							
-------- YEAR 2020 --------							
-------- YEAR 2021 --------							
-------- YEAR 2022 --------							
-------- YEAR 2023 --------							
-------- YEAR 2024 --------							
-------- YEAR 2025 --------							
-------- YEAR 2026 --------							
-------- YEAR 2027 --------							
-------- YEAR 2028 --------							
-------- YEAR 2029 --------							
-------- YEAR 2030 --------							
-------- YEAR 2031 --------							
-------- YEAR 2032 --------							
-------- YEAR 2033 --------							
-------- YEAR 2034 --------							
-------- YEAR 2035 --------							
-------- YEAR 2036 --------							
-------- YEAR 2037 --------							
-------- YEAR 2038 --------							
-------- YEAR 2039 --------							

NOTE: DATA DISPLAYED AFTER 2011 ONLY IF
VALUE CHANGED FROM PREVIOUS YEAR.

AEP EAST
GENERATION AND FUEL MODULE
INPUT SUMMARY REPORT

QUALIFIER = GAF.INPUT.THERMAL UNIT.

========== SEASON 11 NOVEMBER ==========

THERMAL UNIT	45	46	47	48	49	50	51
	MOUNT_ER	MUSK RVR	MUSK RVR	MUSK RVR	MUSK RVR	MUSK RVR	P SPORN
	1	1	2	3	4	5	1
-------- YEAR 2040 --------							

========== SEASON 11 NOVEMBER ==========

THERMAL UNIT	52	53	54	55	56	57	58
	P SPORN	P SPORN	P SPORN	P SPORN	PICWAY	RPRET_IM	RPRUN_IM
	2	3	4	5	5	1	1
-------- YEAR 2011 --------							
SEASONAL HEAT RATE PROFILE	0	0	0	0	0	0	0
-------- YEAR 2012 --------							
-------- YEAR 2013 --------							
-------- YEAR 2014 --------							
-------- YEAR 2015 --------							
-------- YEAR 2016 --------							
-------- YEAR 2017 --------							
-------- YEAR 2018 --------							
-------- YEAR 2019 --------							
-------- YEAR 2020 --------							
-------- YEAR 2021 --------							
-------- YEAR 2022 --------							
-------- YEAR 2023 --------							
-------- YEAR 2024 --------							
-------- YEAR 2025 --------							
-------- YEAR 2026 --------							
-------- YEAR 2027 --------							
-------- YEAR 2028 --------							
-------- YEAR 2029 --------							
-------- YEAR 2030 --------							
-------- YEAR 2031 --------							
-------- YEAR 2032 --------							
-------- YEAR 2033 --------							
-------- YEAR 2034 --------							
-------- YEAR 2035 --------							
-------- YEAR 2036 --------							
-------- YEAR 2037 --------							
-------- YEAR 2038 --------							
-------- YEAR 2039 --------							
-------- YEAR 2040 --------							

========== SEASON 11 NOVEMBER ==========

THERMAL UNIT	59	61	62	63	64	65	66
	ROCKP_IM	STUART	STUART	STUART	STUART	AMOS_AP	TANN 1-3
	2	1	2	3	4	3	1
-------- YEAR 2011 --------							
SEASONAL HEAT RATE PROFILE	0	0	0	0	0	0	0
-------- YEAR 2012 --------							
-------- YEAR 2013 --------							
-------- YEAR 2014 --------							
-------- YEAR 2015 --------							
-------- YEAR 2016 --------							
-------- YEAR 2017 --------							
-------- YEAR 2018 --------							
-------- YEAR 2019 --------							
-------- YEAR 2020 --------							

-------- YEAR 2021 --------

-------- YEAR 2022 --------

-------- YEAR 2023 --------

-------- YEAR 2024 --------

-------- YEAR 2025 --------

-------- YEAR 2026 --------

-------- YEAR 2027 --------

-------- YEAR 2028 --------

-------- YEAR 2029 --------

-------- YEAR 2030 --------

-------- YEAR 2031 --------

-------- YEAR 2032 --------

-------- YEAR 2033 --------

-------- YEAR 2034 --------

-------- YEAR 2035 --------

-------- YEAR 2036 --------

-------- YEAR 2037 --------

-------- YEAR 2038 --------

-------- YEAR 2039 --------

-------- YEAR 2040 --------

========== SEASON 11 NOVEMBER ==========

THERMAL UNIT	67 TANN 1-3 2	68 TANN 1-3 3	69 TANN 4 4	70 ZIMMER 1	71 ROBTMONE 1	72 ROBTMONE 2	73 ROBTMONE 3
-------- YEAR 2011 --------							
SEASONAL HEAT RATE PROFILE	0	0	0	0	164	164	164

-------- YEAR 2012 --------

-------- YEAR 2013 --------

-------- YEAR 2014 --------

-------- YEAR 2015 --------

-------- YEAR 2016 --------

-------- YEAR 2017 --------

-------- YEAR 2018 --------

NOTE: DATA DISPLAYED AFTER 2011 ONLY IF
VALUE CHANGED FROM PREVIOUS YEAR.

AEP EAST
GENERATION AND FUEL MODULE
INPUT SUMMARY REPORT

QUALIFIER = GAF.INPUT.THERMAL UNIT.

========== SEASON 11 NOVEMBER ==========

THERMAL UNIT	67	68	69	70	71	72	73
	TANN 1-3	TANN 1-3	TANN 4	ZIMMER	ROBTMONE	ROBTMONE	ROBTMONE
	2	3	4	1	1	2	3
-------- YEAR 2019 --------							
-------- YEAR 2020 --------							
-------- YEAR 2021 --------							
-------- YEAR 2022 --------							
-------- YEAR 2023 --------							
-------- YEAR 2024 --------							
-------- YEAR 2025 --------							
-------- YEAR 2026 --------							
-------- YEAR 2027 --------							
-------- YEAR 2028 --------							
-------- YEAR 2029 --------							
-------- YEAR 2030 --------							
-------- YEAR 2031 --------							
-------- YEAR 2032 --------							
-------- YEAR 2033 --------							
-------- YEAR 2034 --------							
-------- YEAR 2035 --------							
-------- YEAR 2036 --------							
-------- YEAR 2037 --------							
-------- YEAR 2038 --------							
-------- YEAR 2039 --------							
-------- YEAR 2040 --------							

========== SEASON 11 NOVEMBER ==========

THERMAL UNIT	75	76	77	78	79	80	81
	CEREDO	CEREDO	CEREDO	CEREDO	CEREDO	CEREDO	DARBY
	1	2	3	4	5	6	1
-------- YEAR 2011 --------							
SEASONAL HEAT RATE PROFILE	0	0	0	0	0	0	0
-------- YEAR 2012 --------							
-------- YEAR 2013 --------							
-------- YEAR 2014 --------							
-------- YEAR 2015 --------							
-------- YEAR 2016 --------							
-------- YEAR 2017 --------							
-------- YEAR 2018 --------							
-------- YEAR 2019 --------							
-------- YEAR 2020 --------							
-------- YEAR 2021 --------							
-------- YEAR 2022 --------							
-------- YEAR 2023 --------							
-------- YEAR 2024 --------							
-------- YEAR 2025 --------							
-------- YEAR 2026 --------							
-------- YEAR 2027 --------							
-------- YEAR 2028 --------							
-------- YEAR 2029 --------							
-------- YEAR 2030 --------							
-------- YEAR 2031 --------							
-------- YEAR 2032 --------							

-------- YEAR 2033 --------

-------- YEAR 2034 --------

-------- YEAR 2035 --------

-------- YEAR 2036 --------

-------- YEAR 2037 --------

-------- YEAR 2038 --------

-------- YEAR 2039 --------

-------- YEAR 2040 --------

========== SEASON 11 NOVEMBER ==========

THERMAL UNIT	82	83	84	85	86	87	88
	DARBY	DARBY	DARBY	DARBY	DARBY	LWBG WIN	LWBG WIN
	2	3	4	5	6	1	2
-------- YEAR 2011 --------							
SEASONAL HEAT RATE PROFILE	0	0	0	0	0	0	0

-------- YEAR 2012 --------

-------- YEAR 2013 --------

-------- YEAR 2014 --------

-------- YEAR 2015 --------

-------- YEAR 2016 --------

-------- YEAR 2017 --------

-------- YEAR 2018 --------

-------- YEAR 2019 --------

-------- YEAR 2020 --------

-------- YEAR 2021 --------

-------- YEAR 2022 --------

-------- YEAR 2023 --------

-------- YEAR 2024 --------

-------- YEAR 2025 --------

-------- YEAR 2026 --------

-------- YEAR 2027 --------

-------- YEAR 2028 --------

-------- YEAR 2029 --------

-------- YEAR 2030 --------

NOTE: DATA DISPLAYED AFTER 2011 ONLY IF
VALUE CHANGED FROM PREVIOUS YEAR.

AEP EAST
GENERATION AND FUEL MODULE
INPUT SUMMARY REPORT

QUALIFIER = GAF.INPUT.THERMAL UNIT.

========== SEASON 11 NOVEMBER ==========

THERMAL UNIT	82	83	84	85	86	87	88
	DARBY	DARBY	DARBY	DARBY	DARBY	LWBG WIN	LWBG WIN
	2	3	4	5	6	1	2
-------- YEAR 2031 --------							
-------- YEAR 2032 --------							
-------- YEAR 2033 --------							
-------- YEAR 2034 --------							
-------- YEAR 2035 --------							
-------- YEAR 2036 --------							
-------- YEAR 2037 --------							
-------- YEAR 2038 --------							
-------- YEAR 2039 --------							
-------- YEAR 2040 --------							

========== SEASON 11 NOVEMBER ==========

THERMAL UNIT	89	90	91	92	93	94	101
	LWBG SMR	LWBG SMR	WATR CC	WATR2	DRESDEN	DRESD2	NUCLEAR
	1	2	1	1	1	1	1
-------- YEAR 2011 --------							
SEASONAL HEAT RATE PROFILE	0	0	0	0	0	0	0
-------- YEAR 2012 --------							
-------- YEAR 2013 --------							
-------- YEAR 2014 --------							
-------- YEAR 2015 --------							
-------- YEAR 2016 --------							
-------- YEAR 2017 --------							
-------- YEAR 2018 --------							
-------- YEAR 2019 --------							
-------- YEAR 2020 --------							
-------- YEAR 2021 --------							
-------- YEAR 2022 --------							
-------- YEAR 2023 --------							
-------- YEAR 2024 --------							
-------- YEAR 2025 --------							
-------- YEAR 2026 --------							
-------- YEAR 2027 --------							
-------- YEAR 2028 --------							
-------- YEAR 2029 --------							
-------- YEAR 2030 --------							
-------- YEAR 2031 --------							
-------- YEAR 2032 --------							
-------- YEAR 2033 --------							
-------- YEAR 2034 --------							
-------- YEAR 2035 --------							
-------- YEAR 2036 --------							
-------- YEAR 2037 --------							
-------- YEAR 2038 --------							
-------- YEAR 2039 --------							
-------- YEAR 2040 --------							

========== SEASON 11 NOVEMBER ==========

THERMAL UNIT	102	103	104	105	106	107	108
	UPC_NCCS	PC_UL_SU	UPC_RCCS	IGC_NCCS	IGCC GE	IGC_RCCS	CC 2X1FB
	1	1	1	1	1	1	1
-------- YEAR 2011 --------							
SEASONAL HEAT RATE PROFILE	0	0	0	0	0	0	0

-------- YEAR 2012 --------

-------- YEAR 2013 --------

-------- YEAR 2014 --------

-------- YEAR 2015 --------

-------- YEAR 2016 --------

-------- YEAR 2017 --------

-------- YEAR 2018 --------

-------- YEAR 2019 --------

-------- YEAR 2020 --------

-------- YEAR 2021 --------

-------- YEAR 2022 --------

-------- YEAR 2023 --------

-------- YEAR 2024 --------

-------- YEAR 2025 --------

-------- YEAR 2026 --------

-------- YEAR 2027 --------

-------- YEAR 2028 --------

-------- YEAR 2029 --------

-------- YEAR 2030 --------

-------- YEAR 2031 --------

-------- YEAR 2032 --------

-------- YEAR 2033 --------

-------- YEAR 2034 --------

-------- YEAR 2035 --------

-------- YEAR 2036 --------

-------- YEAR 2037 --------

-------- YEAR 2038 --------

-------- YEAR 2039 --------

-------- YEAR 2040 --------

NOTE: DATA DISPLAYED AFTER 2011 ONLY IF
VALUE CHANGED FROM PREVIOUS YEAR.

AEP EAST
GENERATION AND FUEL MODULE
INPUT SUMMARY REPORT

QUALIFIER = GAF.INPUT.THERMAL UNIT.

========== SEASON 11 NOVEMBER ==========

THERMAL UNIT	109 CC 2x1FA 1	110 CC 1x17H 1	111 BS2_CC 1	114 CT GE7FA 1	115 CT_GE7EA 1	124 BS2_FGD 2	125 BS1_FGD 1
-------- YEAR 2011 --------							
SEASONAL HEAT RATE PROFILE	0	0	183	0	0	0	0
-------- YEAR 2012 --------							
-------- YEAR 2013 --------							
-------- YEAR 2014 --------							
-------- YEAR 2015 --------							
-------- YEAR 2016 --------							
-------- YEAR 2017 --------							
-------- YEAR 2018 --------							
-------- YEAR 2019 --------							
-------- YEAR 2020 --------							
-------- YEAR 2021 --------							
-------- YEAR 2022 --------							
-------- YEAR 2023 --------							
-------- YEAR 2024 --------							
-------- YEAR 2025 --------							
-------- YEAR 2026 --------							
-------- YEAR 2027 --------							
-------- YEAR 2028 --------							
-------- YEAR 2029 --------							
-------- YEAR 2030 --------							
-------- YEAR 2031 --------							
-------- YEAR 2032 --------							
-------- YEAR 2033 --------							
-------- YEAR 2034 --------							
-------- YEAR 2035 --------							
-------- YEAR 2036 --------							
-------- YEAR 2037 --------							
-------- YEAR 2038 --------							
-------- YEAR 2039 --------							
-------- YEAR 2040 --------							

========== SEASON 11 NOVEMBER ==========

THERMAL UNIT	126 CSV5_SCR 5	127 CSV6_SCR 6	129 CR1_NGCC 1	130 CR2_NGCC 2	131 MR5_NGCC 5	132 MR5_FGD 5	133 RP1D_IM 1
-------- YEAR 2011 --------							
SEASONAL HEAT RATE PROFILE	0	0	0	0	0	0	0
-------- YEAR 2012 --------							
-------- YEAR 2013 --------							
-------- YEAR 2014 --------							
-------- YEAR 2015 --------							
-------- YEAR 2016 --------							
-------- YEAR 2017 --------							
-------- YEAR 2018 --------							
-------- YEAR 2019 --------							
-------- YEAR 2020 --------							
-------- YEAR 2021 --------							
-------- YEAR 2022 --------							
-------- YEAR 2023 --------							
-------- YEAR 2024 --------							

-------- YEAR 2025 --------

-------- YEAR 2026 --------

-------- YEAR 2027 --------

-------- YEAR 2028 --------

-------- YEAR 2029 --------

-------- YEAR 2030 --------

-------- YEAR 2031 --------

-------- YEAR 2032 --------

-------- YEAR 2033 --------

-------- YEAR 2034 --------

-------- YEAR 2035 --------

-------- YEAR 2036 --------

-------- YEAR 2037 --------

-------- YEAR 2038 --------

-------- YEAR 2039 --------

-------- YEAR 2040 --------

========== SEASON 11 NOVEMBER ==========

THERMAL UNIT	134 RP2D_IM	135 TAN4_FGD	136 RP1D_KP	137 RP2D_KP	144 TC4_ESP	145 A390% AP	146 A390%OP
	2	4	1	2	4	3	3
-------- YEAR 2011 --------							
SEASONAL HEAT RATE PROFILE	0	0	0	0	0	0	0

-------- YEAR 2012 --------

-------- YEAR 2013 --------

-------- YEAR 2014 --------

-------- YEAR 2015 --------

-------- YEAR 2016 --------

-------- YEAR 2017 --------

-------- YEAR 2018 --------

-------- YEAR 2019 --------

-------- YEAR 2020 --------

-------- YEAR 2021 --------

-------- YEAR 2022 --------

NOTE: DATA DISPLAYED AFTER 2011 ONLY IF
VALUE CHANGED FROM PREVIOUS YEAR.

AEP EAST
GENERATION AND FUEL MODULE
INPUT SUMMARY REPORT

QUALIFIER = GAF.INPUT.THERMAL UNIT.

========== SEASON 11 NOVEMBER ==========

THERMAL UNIT	134 RP2D_IM	135 TAN4_FGD	136 RP1D_KP	137 RP2D_KP	144 TC4_ESP	145 A390% AP	146 A390%OP
	2	4	1	2	4	3	3
-------- YEAR 2023 --------							
-------- YEAR 2024 --------							
-------- YEAR 2025 --------							
-------- YEAR 2026 --------							
-------- YEAR 2027 --------							
-------- YEAR 2028 --------							
-------- YEAR 2029 --------							
-------- YEAR 2030 --------							
-------- YEAR 2031 --------							
-------- YEAR 2032 --------							
-------- YEAR 2033 --------							
-------- YEAR 2034 --------							
-------- YEAR 2035 --------							
-------- YEAR 2036 --------							
-------- YEAR 2037 --------							
-------- YEAR 2038 --------							
-------- YEAR 2039 --------							
-------- YEAR 2040 --------							

========== SEASON 11 NOVEMBER ==========

THERMAL UNIT	147 MTN_90%	148 RPT1_90%	149 RPT2_90%	150 GV1_90%	151 GV2_90%	153 MTN_18%	154 CC_FA_KP
	1	1	2	1	2	1	1
-------- YEAR 2011 --------							
SEASONAL HEAT RATE PROFILE	0	0	0	0	0	0	0
-------- YEAR 2012 --------							
-------- YEAR 2013 --------							
-------- YEAR 2014 --------							
SEASONAL HEAT RATE PROFILE	45	0	0	0	0	45	0
-------- YEAR 2015 --------							
SEASONAL HEAT RATE PROFILE	0	0	0	0	0	0	0
-------- YEAR 2016 --------							
-------- YEAR 2017 --------							
-------- YEAR 2018 --------							
-------- YEAR 2019 --------							
-------- YEAR 2020 --------							
-------- YEAR 2021 --------							
-------- YEAR 2022 --------							
-------- YEAR 2023 --------							
-------- YEAR 2024 --------							
-------- YEAR 2025 --------							
-------- YEAR 2026 --------							
-------- YEAR 2027 --------							
-------- YEAR 2028 --------							
-------- YEAR 2029 --------							
-------- YEAR 2030 --------							
-------- YEAR 2031 --------							
-------- YEAR 2032 --------							
-------- YEAR 2033 --------							
-------- YEAR 2034 --------							
-------- YEAR 2035 --------							

-------- YEAR 2036 --------

-------- YEAR 2037 --------

-------- YEAR 2038 --------

-------- YEAR 2039 --------

-------- YEAR 2040 --------

========== SEASON 11 NOVEMBER ==========

THERMAL UNIT	155	156	157	158	159	160	161
	CT_OHIO	CC_OH	CT_I&M	CC_I&M	CT_APCO	CC_APCO	CT_KPCO
	1	1	1	1	1	1	1
-------- YEAR 2011 --------							
SEASONAL HEAT RATE PROFILE	0	0	0	0	0	0	0

-------- YEAR 2012 --------

-------- YEAR 2013 --------

-------- YEAR 2014 --------

-------- YEAR 2015 --------

-------- YEAR 2016 --------

-------- YEAR 2017 --------

-------- YEAR 2018 --------

-------- YEAR 2019 --------

-------- YEAR 2020 --------

-------- YEAR 2021 --------

-------- YEAR 2022 --------

-------- YEAR 2023 --------

-------- YEAR 2024 --------

-------- YEAR 2025 --------

-------- YEAR 2026 --------

-------- YEAR 2027 --------

-------- YEAR 2028 --------

-------- YEAR 2029 --------

-------- YEAR 2030 --------

-------- YEAR 2031 --------

-------- YEAR 2032 --------

-------- YEAR 2033 --------

NOTE: DATA DISPLAYED AFTER 2011 ONLY IF
VALUE CHANGED FROM PREVIOUS YEAR.

AEP EAST
GENERATION AND FUEL MODULE
INPUT SUMMARY REPORT

QUALIFIER = GAF.INPUT.THERMAL UNIT.

========== SEASON 11 NOVEMBER ==========

THERMAL UNIT	155	156	157	158	159	160	161
	CT_OHIO	CC_OH	CT_I&M	CC_I&M	CT_APCO	CC_APCO	CT_KPCO
	1	1	1	1	1	1	1
-------- YEAR 2034 --------							
-------- YEAR 2035 --------							
-------- YEAR 2036 --------							
-------- YEAR 2037 --------							
-------- YEAR 2038 --------							
-------- YEAR 2039 --------							
-------- YEAR 2040 --------							

========== SEASON 11 NOVEMBER ==========

THERMAL UNIT	162	163	164	165	166	168	169
	CC_KPCO	BS2 FGD	BS2 FGD	BS2 FGD	BS2 FGD	IGCC AP	PC_UL_AP
	1	1	5	22	23	1	1
-------- YEAR 2011 --------							
SEASONAL HEAT RATE PROFILE	0	0	0	0	0	0	0
-------- YEAR 2012 --------							
-------- YEAR 2013 --------							
-------- YEAR 2014 --------							
-------- YEAR 2015 --------							
-------- YEAR 2016 --------							
-------- YEAR 2017 --------							
-------- YEAR 2018 --------							
-------- YEAR 2019 --------							
-------- YEAR 2020 --------							
-------- YEAR 2021 --------							
-------- YEAR 2022 --------							
-------- YEAR 2023 --------							
-------- YEAR 2024 --------							
-------- YEAR 2025 --------							
-------- YEAR 2026 --------							
-------- YEAR 2027 --------							
-------- YEAR 2028 --------							
-------- YEAR 2029 --------							
-------- YEAR 2030 --------							
-------- YEAR 2031 --------							
-------- YEAR 2032 --------							
-------- YEAR 2033 --------							
-------- YEAR 2034 --------							
-------- YEAR 2035 --------							
-------- YEAR 2036 --------							
-------- YEAR 2037 --------							
-------- YEAR 2038 --------							
-------- YEAR 2039 --------							
-------- YEAR 2040 --------							

========== SEASON 11 NOVEMBER ==========

THERMAL UNIT	170	171	172	173	174	175	176
	Nuke_AP	IGCC IM	PC_UL_IM	NUKE_IM	IGCC KP	PC_UL_KP	NUKE_KP
	1	1	1	1	1	1	1
-------- YEAR 2011 --------							
SEASONAL HEAT RATE PROFILE	0	0	0	0	0	0	0
-------- YEAR 2012 --------							
-------- YEAR 2013 --------							
-------- YEAR 2014 --------							

-------- YEAR 2015 --------

-------- YEAR 2016 --------

-------- YEAR 2017 --------

-------- YEAR 2018 --------

-------- YEAR 2019 --------

-------- YEAR 2020 --------

-------- YEAR 2021 --------

-------- YEAR 2022 --------

-------- YEAR 2023 --------

-------- YEAR 2024 --------

-------- YEAR 2025 --------

-------- YEAR 2026 --------

-------- YEAR 2027 --------

-------- YEAR 2028 --------

-------- YEAR 2029 --------

-------- YEAR 2030 --------

-------- YEAR 2031 --------

-------- YEAR 2032 --------

-------- YEAR 2033 --------

-------- YEAR 2034 --------

-------- YEAR 2035 --------

-------- YEAR 2036 --------

-------- YEAR 2037 --------

-------- YEAR 2038 --------

-------- YEAR 2039 --------

-------- YEAR 2040 --------

========== SEASON 11 NOVEMBER ==========

THERMAL UNIT	177	178	179	181	182	183	184
	IGCC OH	PC_UL_OH	NUKE OH	RP1D_03	RP1D_04	RP1D_08	RP1D_20
	1	1	1	1	1	1	1
-------- YEAR 2011 --------							
SEASONAL HEAT RATE PROFILE	0	0	0	0	0	0	0

-------- YEAR 2012 --------

NOTE: DATA DISPLAYED AFTER 2011 ONLY IF
VALUE CHANGED FROM PREVIOUS YEAR.

AEP EAST
GENERATION AND FUEL MODULE
INPUT SUMMARY REPORT

QUALIFIER = GAF.INPUT.THERMAL UNIT.

========== SEASON 11 NOVEMBER ==========

THERMAL UNIT	177	178	179	181	182	183	184
	IGCC OH	PC_UL_OH	NUKE OH	RP1D_03	RP1D_04	RP1D_08	RP1D_20
	1	1	1	1	1	1	1
-------- YEAR 2013 --------							
-------- YEAR 2014 --------							
-------- YEAR 2015 --------							
-------- YEAR 2016 --------							
-------- YEAR 2017 --------							
-------- YEAR 2018 --------							
-------- YEAR 2019 --------							
-------- YEAR 2020 --------							
-------- YEAR 2021 --------							
-------- YEAR 2022 --------							
-------- YEAR 2023 --------							
-------- YEAR 2024 --------							
-------- YEAR 2025 --------							
-------- YEAR 2026 --------							
-------- YEAR 2027 --------							
-------- YEAR 2028 --------							
-------- YEAR 2029 --------							
-------- YEAR 2030 --------							
-------- YEAR 2031 --------							
-------- YEAR 2032 --------							
-------- YEAR 2033 --------							
-------- YEAR 2034 --------							
-------- YEAR 2035 --------							
-------- YEAR 2036 --------							
-------- YEAR 2037 --------							
-------- YEAR 2038 --------							
-------- YEAR 2039 --------							
-------- YEAR 2040 --------							

========== SEASON 11 NOVEMBER ==========

THERMAL UNIT	186	187	188	189	190	191	223
	RP1TR_IM	RP2TR_IM	RP1TR_KP	RP2TR_KP	T4_TRONA	T4_TRCCR	MR_STKR1
	1	2	1	2	4	4	1
-------- YEAR 2011 --------							
SEASONAL HEAT RATE PROFILE	0	0	0	0	0	0	0
-------- YEAR 2012 --------							
-------- YEAR 2013 --------							
-------- YEAR 2014 --------							
-------- YEAR 2015 --------							
-------- YEAR 2016 --------							
-------- YEAR 2017 --------							
-------- YEAR 2018 --------							
-------- YEAR 2019 --------							
-------- YEAR 2020 --------							
-------- YEAR 2021 --------							
-------- YEAR 2022 --------							
-------- YEAR 2023 --------							
-------- YEAR 2024 --------							
-------- YEAR 2025 --------							
-------- YEAR 2026 --------							

-------- YEAR 2027 --------

-------- YEAR 2028 --------

-------- YEAR 2029 --------

-------- YEAR 2030 --------

-------- YEAR 2031 --------

-------- YEAR 2032 --------

-------- YEAR 2033 --------

-------- YEAR 2034 --------

-------- YEAR 2035 --------

-------- YEAR 2036 --------

-------- YEAR 2037 --------

-------- YEAR 2038 --------

-------- YEAR 2039 --------

-------- YEAR 2040 --------

========== SEASON 11 NOVEMBER ==========

THERMAL UNIT	224	228	229	230	231	232	233
	MR_STKR2	AMS3_SI	BS2_SI	MR5_CF	MR5_SI	RPT1_CF	RPT2_CF
	1	3	2	5	5	1	2
-------- YEAR 2011 --------							
SEASONAL HEAT RATE PROFILE	0	0	0	0	0	0	0

-------- YEAR 2012 --------

-------- YEAR 2013 --------

-------- YEAR 2014 --------

-------- YEAR 2015 --------

-------- YEAR 2016 --------

-------- YEAR 2017 --------

-------- YEAR 2018 --------

-------- YEAR 2019 --------

-------- YEAR 2020 --------

-------- YEAR 2021 --------

-------- YEAR 2022 --------

-------- YEAR 2023 --------

-------- YEAR 2024 --------

NOTE: DATA DISPLAYED AFTER 2011 ONLY IF
VALUE CHANGED FROM PREVIOUS YEAR.

AEP EAST
GENERATION AND FUEL MODULE
INPUT SUMMARY REPORT

QUALIFIER = GAF.INPUT.THERMAL UNIT.

========== SEASON 11 NOVEMBER ==========

THERMAL UNIT	224 MR_STKR2 1	228 AMS3_SI 3	229 BS2_SI 2	230 MR5_CF 5	231 MR5_SI 5	232 RPT1_CF 1	233 RPT2_CF 2
-------- YEAR 2025 --------							
-------- YEAR 2026 --------							
-------- YEAR 2027 --------							
-------- YEAR 2028 --------							
-------- YEAR 2029 --------							
-------- YEAR 2030 --------							
-------- YEAR 2031 --------							
-------- YEAR 2032 --------							
-------- YEAR 2033 --------							
-------- YEAR 2034 --------							
-------- YEAR 2035 --------							
-------- YEAR 2036 --------							
-------- YEAR 2037 --------							
-------- YEAR 2038 --------							
-------- YEAR 2039 --------							
-------- YEAR 2040 --------							

========== SEASON 11 NOVEMBER ==========

THERMAL UNIT	234 RPT1_SI 1	235 RPT2_SI 2	251 DC1_HPT 1	252 DC1_IS 1	253 DC1_EFF 1	254 DC1_17 1	255 DC1_3800 1
-------- YEAR 2011 --------							
SEASONAL HEAT RATE PROFILE	0	0	0	0	0	0	0
-------- YEAR 2012 --------							
-------- YEAR 2013 --------							
-------- YEAR 2014 --------							
-------- YEAR 2015 --------							
-------- YEAR 2016 --------							
-------- YEAR 2017 --------							
-------- YEAR 2018 --------							
-------- YEAR 2019 --------							
-------- YEAR 2020 --------							
-------- YEAR 2021 --------							
-------- YEAR 2022 --------							
-------- YEAR 2023 --------							
-------- YEAR 2024 --------							
-------- YEAR 2025 --------							
-------- YEAR 2026 --------							
-------- YEAR 2027 --------							
-------- YEAR 2028 --------							
-------- YEAR 2029 --------							
-------- YEAR 2030 --------							
-------- YEAR 2031 --------							
-------- YEAR 2032 --------							
-------- YEAR 2033 --------							
-------- YEAR 2034 --------							
-------- YEAR 2035 --------							
-------- YEAR 2036 --------							
-------- YEAR 2037 --------							
-------- YEAR 2038 --------							

-------- YEAR 2039 --------

-------- YEAR 2040 --------

========== SEASON 11 NOVEMBER ==========

THERMAL UNIT	257 DC2_HPT	258 DC2_EFF	259 DC2_SPU	260 DC2_3800	269 BIGSD_15	270 BIGSD_GP	271 CLN_Q_BM
	2	2	2	2	1	1	1
-------- YEAR 2011 --------							
SEASONAL HEAT RATE PROFILE	0	0	0	0	0	0	0

-------- YEAR 2012 --------

-------- YEAR 2013 --------

-------- YEAR 2014 --------

-------- YEAR 2015 --------

-------- YEAR 2016 --------

-------- YEAR 2017 --------

-------- YEAR 2018 --------

-------- YEAR 2019 --------

-------- YEAR 2020 --------

-------- YEAR 2021 --------

-------- YEAR 2022 --------

-------- YEAR 2023 --------

-------- YEAR 2024 --------

-------- YEAR 2025 --------

-------- YEAR 2026 --------

-------- YEAR 2027 --------

-------- YEAR 2028 --------

-------- YEAR 2029 --------

-------- YEAR 2030 --------

-------- YEAR 2031 --------

-------- YEAR 2032 --------

-------- YEAR 2033 --------

-------- YEAR 2034 --------

-------- YEAR 2035 --------

-------- YEAR 2036 --------

NOTE: DATA DISPLAYED AFTER 2011 ONLY IF
VALUE CHANGED FROM PREVIOUS YEAR.

AEP EAST
GENERATION AND FUEL MODULE
INPUT SUMMARY REPORT

QUALIFIER = GAF.INPUT.THERMAL UNIT.

========== SEASON 11 NOVEMBER ==========

THERMAL UNIT	257	258	259	260	269	270	271
	DC2_HPT	DC2_EFF	DC2_SPU	DC2_3800	BIGSD_15	BIGSD_GP	CLN_Q_HM
	2	2	2	2	1	1	1
-------- YEAR 2037 --------							
-------- YEAR 2038 --------							
-------- YEAR 2039 --------							
-------- YEAR 2040 --------							

========== SEASON 11 NOVEMBER ==========

THERMAL UNIT	272	273	274	275	276	277	278
	CLN_Q_15	CLN_Q_HM	CLN_Q_15	CLN_Q_HM	CLN_Q_15	CVL_3_HM	CVL_3_10
	1	2	2	3	3	3	3
-------- YEAR 2011 --------							
SEASONAL HEAT RATE PROFILE	0	0	0	0	0	0	0
-------- YEAR 2012 --------							
-------- YEAR 2013 --------							
-------- YEAR 2014 --------							
-------- YEAR 2015 --------							
-------- YEAR 2016 --------							
-------- YEAR 2017 --------							
-------- YEAR 2018 --------							
-------- YEAR 2019 --------							
-------- YEAR 2020 --------							
-------- YEAR 2021 --------							
-------- YEAR 2022 --------							
-------- YEAR 2023 --------							
-------- YEAR 2024 --------							
-------- YEAR 2025 --------							
-------- YEAR 2026 --------							
-------- YEAR 2027 --------							
-------- YEAR 2028 --------							
-------- YEAR 2029 --------							
-------- YEAR 2030 --------							
-------- YEAR 2031 --------							
-------- YEAR 2032 --------							
-------- YEAR 2033 --------							
-------- YEAR 2034 --------							
-------- YEAR 2035 --------							
-------- YEAR 2036 --------							
-------- YEAR 2037 --------							
-------- YEAR 2038 --------							
-------- YEAR 2039 --------							
-------- YEAR 2040 --------							

========== SEASON 11 NOVEMBER ==========

THERMAL UNIT	279	280	281	282	283	284	285
	GLN_5_HM	GLN_5_15	GLN_6_HM	GLN_6_15	KMR_F_HM	KMR_F_GP	KMR_F_HM
	5	5	6	6	1	1	2
-------- YEAR 2011 --------							
SEASONAL HEAT RATE PROFILE	0	0	0	0	0	0	0
-------- YEAR 2012 --------							
-------- YEAR 2013 --------							
-------- YEAR 2014 --------							
-------- YEAR 2015 --------							
-------- YEAR 2016 --------							
-------- YEAR 2017 --------							

-------- YEAR 2018 --------

-------- YEAR 2019 --------

-------- YEAR 2020 --------

-------- YEAR 2021 --------

-------- YEAR 2022 --------

-------- YEAR 2023 --------

-------- YEAR 2024 --------

-------- YEAR 2025 --------

-------- YEAR 2026 --------

-------- YEAR 2027 --------

-------- YEAR 2028 --------

-------- YEAR 2029 --------

-------- YEAR 2030 --------

-------- YEAR 2031 --------

-------- YEAR 2032 --------

-------- YEAR 2033 --------

-------- YEAR 2034 --------

-------- YEAR 2035 --------

-------- YEAR 2036 --------

-------- YEAR 2037 --------

-------- YEAR 2038 --------

-------- YEAR 2039 --------

-------- YEAR 2040 --------

========== SEASON 11 NOVEMBER ==========

THERMAL UNIT	286	287	288	289	290	291	292
	KMR_F_GP	KMR_F_HM	KMR_F_GP	KWA_1_HM	KWA_1_15	KWA_2_HM	KWA_2_15
	2	3	3	1	1	2	2
-------- YEAR 2011 --------							
SEASONAL HEAT RATE PROFILE	0	0	0	0	0	0	0

-------- YEAR 2012 --------

-------- YEAR 2013 --------

-------- YEAR 2014 --------

-------- YEAR 2015 --------

NOTE: DATA DISPLAYED AFTER 2011 ONLY IF
VALUE CHANGED FROM PREVIOUS YEAR.

AEP EAST
GENERATION AND FUEL MODULE
INPUT SUMMARY REPORT

QUALIFIER = GAF.INPUT.THERMAL UNIT.

========== SEASON 11 NOVEMBER ==========

THERMAL UNIT	286 KMR_F_GP 2	287 KMR_F_HM 3	288 KMR_F_GP 3	289 KWA_1_HM 1	290 KWA_1_15 1	291 KWA_2_HM 2	292 KWA_2_15 2
-------- YEAR 2016 --------							
-------- YEAR 2017 --------							
-------- YEAR 2018 --------							
-------- YEAR 2019 --------							
-------- YEAR 2020 --------							
-------- YEAR 2021 --------							
-------- YEAR 2022 --------							
-------- YEAR 2023 --------							
-------- YEAR 2024 --------							
-------- YEAR 2025 --------							
-------- YEAR 2026 --------							
-------- YEAR 2027 --------							
-------- YEAR 2028 --------							
-------- YEAR 2029 --------							
-------- YEAR 2030 --------							
-------- YEAR 2031 --------							
-------- YEAR 2032 --------							
-------- YEAR 2033 --------							
-------- YEAR 2034 --------							
-------- YEAR 2035 --------							
-------- YEAR 2036 --------							
-------- YEAR 2037 --------							
-------- YEAR 2038 --------							
-------- YEAR 2039 --------							
-------- YEAR 2040 --------							

========== SEASON 11 NOVEMBER ==========

THERMAL UNIT	293 MSKR1_HM 1	294 MSKR1_12 1	295 MSKR2_HM 2	296 MSKR2_12 2	297 MSKR3_GP 3	298 MR3HM_12 3	299 MSKR4_GP 4
-------- YEAR 2011 --------							
SEASONAL HEAT RATE PROFILE	0	0	0	0	0	0	0
-------- YEAR 2012 --------							
-------- YEAR 2013 --------							
-------- YEAR 2014 --------							
-------- YEAR 2015 --------							
-------- YEAR 2016 --------							
-------- YEAR 2017 --------							
-------- YEAR 2018 --------							
-------- YEAR 2019 --------							
-------- YEAR 2020 --------							
-------- YEAR 2021 --------							
-------- YEAR 2022 --------							
-------- YEAR 2023 --------							
-------- YEAR 2024 --------							
-------- YEAR 2025 --------							
-------- YEAR 2026 --------							
-------- YEAR 2027 --------							
-------- YEAR 2028 --------							
-------- YEAR 2029 --------							

-------- YEAR 2030 --------

-------- YEAR 2031 --------

-------- YEAR 2032 --------

-------- YEAR 2033 --------

-------- YEAR 2034 --------

-------- YEAR 2035 --------

-------- YEAR 2036 --------

-------- YEAR 2037 --------

-------- YEAR 2038 --------

-------- YEAR 2039 --------

-------- YEAR 2040 --------

========== SEASON 11 NOVEMBER ==========

THERMAL UNIT	300	301	302	303	304	305	306
	M4HM_12	PICWY_HM	PICWY_GP	SP1_F_HM	SP1_F_15	SP2_F_HM	SP2_F_15
	4	5	5	1	1	2	2
-------- YEAR 2011 --------							
SEASONAL HEAT RATE PROFILE	0	0	0	0	0	0	0

-------- YEAR 2012 --------

-------- YEAR 2013 --------

-------- YEAR 2014 --------

-------- YEAR 2015 --------

-------- YEAR 2016 --------

-------- YEAR 2017 --------

-------- YEAR 2018 --------

-------- YEAR 2019 --------

-------- YEAR 2020 --------

-------- YEAR 2021 --------

-------- YEAR 2022 --------

-------- YEAR 2023 --------

-------- YEAR 2024 --------

-------- YEAR 2025 --------

-------- YEAR 2026 --------

-------- YEAR 2027 --------

NOTE: DATA DISPLAYED AFTER 2011 ONLY IF
VALUE CHANGED FROM PREVIOUS YEAR.

AEP EAST
GENERATION AND FUEL MODULE
INPUT SUMMARY REPORT

QUALIFIER = GAF.INPUT.THERMAL UNIT.

========== SEASON 11 NOVEMBER ==========

THERMAL UNIT	300	301	302	303	304	305	306
	M4HM_12	PICWY_HM	PICWY_GP	SP1_F_HM	SP1_F_15	SP2_F_HM	SP2_F_15
	4	5	5	1	1	2	2
-------- YEAR 2028 --------							
-------- YEAR 2029 --------							
-------- YEAR 2030 --------							
-------- YEAR 2031 --------							
-------- YEAR 2032 --------							
-------- YEAR 2033 --------							
-------- YEAR 2034 --------							
-------- YEAR 2035 --------							
-------- YEAR 2036 --------							
-------- YEAR 2037 --------							
-------- YEAR 2038 --------							
-------- YEAR 2039 --------							
-------- YEAR 2040 --------							

========== SEASON 11 NOVEMBER ==========

THERMAL UNIT	307	308	309	310	311	312	313
	SP3_Q_HM	SP3_Q_15	SP4_Q_HM	SP4_Q_15	SP5_HM	SP5_15	TNR_F_HM
	3	3	4	4	5	5	1
-------- YEAR 2011 --------							
SEASONAL HEAT RATE PROFILE	0	0	0	0	0	0	0
-------- YEAR 2012 --------							
-------- YEAR 2013 --------							
-------- YEAR 2014 --------							
-------- YEAR 2015 --------							
-------- YEAR 2016 --------							
-------- YEAR 2017 --------							
-------- YEAR 2018 --------							
-------- YEAR 2019 --------							
-------- YEAR 2020 --------							
-------- YEAR 2021 --------							
-------- YEAR 2022 --------							
-------- YEAR 2023 --------							
-------- YEAR 2024 --------							
-------- YEAR 2025 --------							
-------- YEAR 2026 --------							
-------- YEAR 2027 --------							
-------- YEAR 2028 --------							
-------- YEAR 2029 --------							
-------- YEAR 2030 --------							
-------- YEAR 2031 --------							
-------- YEAR 2032 --------							
-------- YEAR 2033 --------							
-------- YEAR 2034 --------							
-------- YEAR 2035 --------							
-------- YEAR 2036 --------							
-------- YEAR 2037 --------							
-------- YEAR 2038 --------							
-------- YEAR 2039 --------							
-------- YEAR 2040 --------							

========== SEASON 11 NOVEMBER ==========

THERMAL UNIT	314	315	316	317	318	319	320

	TNR_F_15 1	TNR_F_HM 2	TNR_F_15 2	TNR_F_HM 3	TNR_F_15 3	PW_GP_15 5	RHills 1 1
-------- YEAR 2011 --------							
SEASONAL HEAT RATE PROFILE	0	0	0	0	0	0	0
-------- YEAR 2012 --------							
-------- YEAR 2013 --------							
-------- YEAR 2014 --------							
-------- YEAR 2015 --------							
-------- YEAR 2016 --------							
-------- YEAR 2017 --------							
-------- YEAR 2018 --------							
-------- YEAR 2019 --------							
-------- YEAR 2020 --------							
-------- YEAR 2021 --------							
-------- YEAR 2022 --------							
-------- YEAR 2023 --------							
-------- YEAR 2024 --------							
-------- YEAR 2025 --------							
-------- YEAR 2026 --------							
-------- YEAR 2027 --------							
-------- YEAR 2028 --------							
-------- YEAR 2029 --------							
-------- YEAR 2030 --------							
-------- YEAR 2031 --------							
-------- YEAR 2032 --------							
-------- YEAR 2033 --------							
-------- YEAR 2034 --------							
-------- YEAR 2035 --------							
-------- YEAR 2036 --------							
-------- YEAR 2037 --------							
-------- YEAR 2038 --------							
-------- YEAR 2039 --------							

NOTE: DATA DISPLAYED AFTER 2011 ONLY IF
VALUE CHANGED FROM PREVIOUS YEAR.

AEP EAST
GENERATION AND FUEL MODULE
INPUT SUMMARY REPORT

QUALIFIER = GAF.INPUT.THERMAL UNIT.

========== SEASON 11 NOVEMBER ==========

THERMAL UNIT	314	315	316	317	318	319	320
	TNR_F_15	TNR_F_HM	TNR_F_15	TNR_F_HM	TNR_F_15	PW_GP_15	RHills 1
	1	2	2	3	3	5	1

-------- YEAR 2040 --------

========== SEASON 11 NOVEMBER ==========

THERMAL UNIT	500	501	502	503	958	959	960
	DUMMY_OP	DUMMY_IM	DUMMY_AP	DUMMY_KP	CC_KPCO	RP2D_KP	RP2D_IM
	0	0	0	0	958	959	960
-------- YEAR 2011 --------							
SEASONAL HEAT RATE PROFILE	0	0	0	0	0	0	0
-------- YEAR 2012 --------							
-------- YEAR 2013 --------							
-------- YEAR 2014 --------							
-------- YEAR 2015 --------							
-------- YEAR 2016 --------							
-------- YEAR 2017 --------							
-------- YEAR 2018 --------							
-------- YEAR 2019 --------							
-------- YEAR 2020 --------							
-------- YEAR 2021 --------							
-------- YEAR 2022 --------							
-------- YEAR 2023 --------							
-------- YEAR 2024 --------							
-------- YEAR 2025 --------							
-------- YEAR 2026 --------							
-------- YEAR 2027 --------							
-------- YEAR 2028 --------							
-------- YEAR 2029 --------							
-------- YEAR 2030 --------							
-------- YEAR 2031 --------							
-------- YEAR 2032 --------							
-------- YEAR 2033 --------							
-------- YEAR 2034 --------							
-------- YEAR 2035 --------							
-------- YEAR 2036 --------							
-------- YEAR 2037 --------							
-------- YEAR 2038 --------							
-------- YEAR 2039 --------							
-------- YEAR 2040 --------							

========== SEASON 11 NOVEMBER ==========

THERMAL UNIT	961	962	963	964	965	966	967
	CSV6_SCR	CSV5_SCR	DUMMY_OP	DUMMY_OP	RP1D_03	RP1D_KP	BS2 FGD
	961	962	963	964	965	966	967
-------- YEAR 2011 --------							
SEASONAL HEAT RATE PROFILE	0	0	0	0	0	0	0
-------- YEAR 2012 --------							
-------- YEAR 2013 --------							
-------- YEAR 2014 --------							
-------- YEAR 2015 --------							
-------- YEAR 2016 --------							
-------- YEAR 2017 --------							
-------- YEAR 2018 --------							
-------- YEAR 2019 --------							
-------- YEAR 2020 --------							

-------- YEAR 2021 --------

-------- YEAR 2022 --------

-------- YEAR 2023 --------

-------- YEAR 2024 --------

-------- YEAR 2025 --------

-------- YEAR 2026 --------

-------- YEAR 2027 --------

-------- YEAR 2028 --------

-------- YEAR 2029 --------

-------- YEAR 2030 --------

-------- YEAR 2031 --------

-------- YEAR 2032 --------

-------- YEAR 2033 --------

-------- YEAR 2034 --------

-------- YEAR 2035 --------

-------- YEAR 2036 --------

-------- YEAR 2037 --------

-------- YEAR 2038 --------

-------- YEAR 2039 --------

-------- YEAR 2040 --------

========== SEASON 11 NOVEMBER ==========

THERMAL UNIT	968 CR2_NGCC 968	969 CR1_NGCC 969	970 MR5_NGCC 970	971 DUMMY_OP 971	972 DUMMY_OP 972	973 DUMMY_OP 973	974 DUMMY_OP 974
-------- YEAR 2011 --------							
SEASONAL HEAT RATE PROFILE	0	0	0	0	0	0	0

-------- YEAR 2012 --------

-------- YEAR 2013 --------

-------- YEAR 2014 --------

-------- YEAR 2015 --------

-------- YEAR 2016 --------

-------- YEAR 2017 --------

-------- YEAR 2018 --------

NOTE: DATA DISPLAYED AFTER 2011 ONLY IF
VALUE CHANGED FROM PREVIOUS YEAR.

AEP EAST
GENERATION AND FUEL MODULE
INPUT SUMMARY REPORT

QUALIFIER = GAF.INPUT.THERMAL UNIT.

========== SEASON 11 NOVEMBER ==========

THERMAL UNIT	968 CR2_NGCC 968	969 CR1_NGCC 969	970 MR5_NGCC 970	971 DUMMY_OP 971	972 DUMMY_OP 972	973 DUMMY_OP 973	974 DUMMY_OP 974
-------- YEAR 2019 --------							
-------- YEAR 2020 --------							
-------- YEAR 2021 --------							
-------- YEAR 2022 --------							
-------- YEAR 2023 --------							
-------- YEAR 2024 --------							
-------- YEAR 2025 --------							
-------- YEAR 2026 --------							
-------- YEAR 2027 --------							
-------- YEAR 2028 --------							
-------- YEAR 2029 --------							
-------- YEAR 2030 --------							
-------- YEAR 2031 --------							
-------- YEAR 2032 --------							
-------- YEAR 2033 --------							
-------- YEAR 2034 --------							
-------- YEAR 2035 --------							
-------- YEAR 2036 --------							
-------- YEAR 2037 --------							
-------- YEAR 2038 --------							
-------- YEAR 2039 --------							
-------- YEAR 2040 --------							

========== SEASON 11 NOVEMBER ==========

THERMAL UNIT	975 DUMMY_OP 975	976 DUMMY_OP 976	977 DUMMY_OP 977	978 DUMMY_OP 978	979 DUMMY_OP 979	980 DUMMY_OP 980	981 DUMMY_OP 981
-------- YEAR 2011 --------							
SEASONAL HEAT RATE PROFILE	0	0	0	0	0	0	0
-------- YEAR 2012 --------							
-------- YEAR 2013 --------							
-------- YEAR 2014 --------							
-------- YEAR 2015 --------							
-------- YEAR 2016 --------							
-------- YEAR 2017 --------							
-------- YEAR 2018 --------							
-------- YEAR 2019 --------							
-------- YEAR 2020 --------							
-------- YEAR 2021 --------							
-------- YEAR 2022 --------							
-------- YEAR 2023 --------							
-------- YEAR 2024 --------							
-------- YEAR 2025 --------							
-------- YEAR 2026 --------							
-------- YEAR 2027 --------							
-------- YEAR 2028 --------							
-------- YEAR 2029 --------							
-------- YEAR 2030 --------							
-------- YEAR 2031 --------							
-------- YEAR 2032 --------							

-------- YEAR 2033 --------

-------- YEAR 2034 --------

-------- YEAR 2035 --------

-------- YEAR 2036 --------

-------- YEAR 2037 --------

-------- YEAR 2038 --------

-------- YEAR 2039 --------

-------- YEAR 2040 --------

========== SEASON 11 NOVEMBER ==========

THERMAL UNIT	982	983	984	985	986	987	988
	DUMMY_OP 982	DUMMY_OP 983	DUMMY_OP 984	DUMMY_OP 985	DUMMY_OP 986	DUMMY_OP 987	DUMMY_OP 988
-------- YEAR 2011 --------							
SEASONAL HEAT RATE PROFILE	0	0	0	0	0	0	0

-------- YEAR 2012 --------

-------- YEAR 2013 --------

-------- YEAR 2014 --------

-------- YEAR 2015 --------

-------- YEAR 2016 --------

-------- YEAR 2017 --------

-------- YEAR 2018 --------

-------- YEAR 2019 --------

-------- YEAR 2020 --------

-------- YEAR 2021 --------

-------- YEAR 2022 --------

-------- YEAR 2023 --------

-------- YEAR 2024 --------

-------- YEAR 2025 --------

-------- YEAR 2026 --------

-------- YEAR 2027 --------

-------- YEAR 2028 --------

-------- YEAR 2029 --------

-------- YEAR 2030 --------

NOTE: DATA DISPLAYED AFTER 2011 ONLY IF
VALUE CHANGED FROM PREVIOUS YEAR.

AEP EAST
GENERATION AND FUEL MODULE
INPUT SUMMARY REPORT

QUALIFIER = GAF.INPUT.THERMAL UNIT.

========== SEASON 11 NOVEMBER ==========

THERMAL UNIT	982 DUMMY_OP 982	983 DUMMY_OP 983	984 DUMMY_OP 984	985 DUMMY_OP 985	986 DUMMY_OP 986	987 DUMMY_OP 987	988 DUMMY_OP 988
-------- YEAR 2031 --------							
-------- YEAR 2032 --------							
-------- YEAR 2033 --------							
-------- YEAR 2034 --------							
-------- YEAR 2035 --------							
-------- YEAR 2036 --------							
-------- YEAR 2037 --------							
-------- YEAR 2038 --------							
-------- YEAR 2039 --------							
-------- YEAR 2040 --------							

========== SEASON 11 NOVEMBER ==========

THERMAL UNIT	989 DUMMY_OP 989	990 DUMMY_OP 990	991 DUMMY_OP 991	992 DUMMY_OP 992	993 DUMMY_OP 993	994 DUMMY_OP 994	995 DUMMY_OP 995
-------- YEAR 2011 --------							
SEASONAL HEAT RATE PROFILE	0	0	0	0	0	0	0
-------- YEAR 2012 --------							
-------- YEAR 2013 --------							
-------- YEAR 2014 --------							
-------- YEAR 2015 --------							
-------- YEAR 2016 --------							
-------- YEAR 2017 --------							
-------- YEAR 2018 --------							
-------- YEAR 2019 --------							
-------- YEAR 2020 --------							
-------- YEAR 2021 --------							
-------- YEAR 2022 --------							
-------- YEAR 2023 --------							
-------- YEAR 2024 --------							
-------- YEAR 2025 --------							
-------- YEAR 2026 --------							
-------- YEAR 2027 --------							
-------- YEAR 2028 --------							
-------- YEAR 2029 --------							
-------- YEAR 2030 --------							
-------- YEAR 2031 --------							
-------- YEAR 2032 --------							
-------- YEAR 2033 --------							
-------- YEAR 2034 --------							
-------- YEAR 2035 --------							
-------- YEAR 2036 --------							
-------- YEAR 2037 --------							
-------- YEAR 2038 --------							
-------- YEAR 2039 --------							
-------- YEAR 2040 --------							

========== SEASON 11 NOVEMBER ==========

THERMAL UNIT	996 T4_TRONA 996	997 RP2TR_KP 997	998 RP2TR_IM 998	999 DUMMY_OP 999
-------- YEAR 2011 --------				
SEASONAL HEAT RATE PROFILE	0	0	0	0

-------- YEAR 2012 --------

-------- YEAR 2013 --------

-------- YEAR 2014 --------

-------- YEAR 2015 --------

-------- YEAR 2016 --------

-------- YEAR 2017 --------

-------- YEAR 2018 --------

-------- YEAR 2019 --------

-------- YEAR 2020 --------

-------- YEAR 2021 --------

-------- YEAR 2022 --------

-------- YEAR 2023 --------

-------- YEAR 2024 --------

-------- YEAR 2025 --------

-------- YEAR 2026 --------

-------- YEAR 2027 --------

-------- YEAR 2028 --------

-------- YEAR 2029 --------

-------- YEAR 2030 --------

-------- YEAR 2031 --------

-------- YEAR 2032 --------

-------- YEAR 2033 --------

-------- YEAR 2034 --------

-------- YEAR 2035 --------

-------- YEAR 2036 --------

-------- YEAR 2037 --------

-------- YEAR 2038 --------

-------- YEAR 2039 --------

-------- YEAR 2040 --------

NOTE: DATA DISPLAYED AFTER 2011 ONLY IF
VALUE CHANGED FROM PREVIOUS YEAR.

AEP EAST
GENERATION AND FUEL MODULE
INPUT SUMMARY REPORT

QUALIFIER = GAF.INPUT.THERMAL UNIT.

========== SEASON 12 DECEMBER ==========

THERMAL UNIT	1	2	3	4	5	6	7
	AMOS	AMOS	AMOS_OP	BECKJORD	BIG SAND	BIG SAND	CARD 1+2
	1	2	3	6	1	2	1
-------- YEAR 2011 --------							
SEASONAL HEAT RATE PROFILE	0	0	0	0	0	0	0
-------- YEAR 2012 --------							
-------- YEAR 2013 --------							
-------- YEAR 2014 --------							
-------- YEAR 2015 --------							
-------- YEAR 2016 --------							
-------- YEAR 2017 --------							
-------- YEAR 2018 --------							
-------- YEAR 2019 --------							
-------- YEAR 2020 --------							
-------- YEAR 2021 --------							
-------- YEAR 2022 --------							
-------- YEAR 2023 --------							
-------- YEAR 2024 --------							
-------- YEAR 2025 --------							
-------- YEAR 2026 --------							
-------- YEAR 2027 --------							
-------- YEAR 2028 --------							
-------- YEAR 2029 --------							
-------- YEAR 2030 --------							
-------- YEAR 2031 --------							
-------- YEAR 2032 --------							
-------- YEAR 2033 --------							
-------- YEAR 2034 --------							
-------- YEAR 2035 --------							
-------- YEAR 2036 --------							
-------- YEAR 2037 --------							
-------- YEAR 2038 --------							
-------- YEAR 2039 --------							
-------- YEAR 2040 --------							

========== SEASON 12 DECEMBER ==========

THERMAL UNIT	8	9	10	11	12	13	14
	CARD 1+2	CARD 3	CLIFTY	CLIFTY	CLIFTY	CLIFTY	CLIFTY
	2	3	1	2	3	4	5
-------- YEAR 2011 --------							
SEASONAL HEAT RATE PROFILE	0	0	0	0	0	0	0
-------- YEAR 2012 --------							
-------- YEAR 2013 --------							
-------- YEAR 2014 --------							
-------- YEAR 2015 --------							
-------- YEAR 2016 --------							
-------- YEAR 2017 --------							
-------- YEAR 2018 --------							
-------- YEAR 2019 --------							
-------- YEAR 2020 --------							
-------- YEAR 2021 --------							
-------- YEAR 2022 --------							
-------- YEAR 2023 --------							
-------- YEAR 2024 --------							

-------- YEAR 2025 --------

-------- YEAR 2026 --------

-------- YEAR 2027 --------

-------- YEAR 2028 --------

-------- YEAR 2029 --------

-------- YEAR 2030 --------

-------- YEAR 2031 --------

-------- YEAR 2032 --------

-------- YEAR 2033 --------

-------- YEAR 2034 --------

-------- YEAR 2035 --------

-------- YEAR 2036 --------

-------- YEAR 2037 --------

-------- YEAR 2038 --------

-------- YEAR 2039 --------

-------- YEAR 2040 --------

========== SEASON 12 DECEMBER ==========

THERMAL UNIT	15	16	17	18	19	20	21
	CLIFTY	CLINCH R	CLINCH R	CLINCH R	ROCKP_KP	ROCKP_KP	CSVL 1-4
	6	1	2	3	1	2	3
-------- YEAR 2011 --------							
SEASONAL HEAT RATE PROFILE	0	0	0	0	0	0	0

-------- YEAR 2012 --------

-------- YEAR 2013 --------

-------- YEAR 2014 --------

-------- YEAR 2015 --------

-------- YEAR 2016 --------

-------- YEAR 2017 --------

-------- YEAR 2018 --------

-------- YEAR 2019 --------

-------- YEAR 2020 --------

-------- YEAR 2021 --------

-------- YEAR 2022 --------

NOTE: DATA DISPLAYED AFTER 2011 ONLY IF
VALUE CHANGED FROM PREVIOUS YEAR.

AEP EAST
GENERATION AND FUEL MODULE
INPUT SUMMARY REPORT

QUALIFIER = GAF.INPUT.THERMAL UNIT.

========== SEASON 12 DECEMBER ==========

THERMAL UNIT	15 CLIFTY 6	16 CLINCH R 1	17 CLINCH R 2	18 CLINCH R 3	19 ROCKP_KP 1	20 ROCKP_KP 2	21 CSVL 1-4 3
-------- YEAR 2023 --------							
-------- YEAR 2024 --------							
-------- YEAR 2025 --------							
-------- YEAR 2026 --------							
-------- YEAR 2027 --------							
-------- YEAR 2028 --------							
-------- YEAR 2029 --------							
-------- YEAR 2030 --------							
-------- YEAR 2031 --------							
-------- YEAR 2032 --------							
-------- YEAR 2033 --------							
-------- YEAR 2034 --------							
-------- YEAR 2035 --------							
-------- YEAR 2036 --------							
-------- YEAR 2037 --------							
-------- YEAR 2038 --------							
-------- YEAR 2039 --------							
-------- YEAR 2040 --------							

========== SEASON 12 DECEMBER ==========

THERMAL UNIT	22 CSVL 1-4 4	23 CSVL 5+6 5	24 CSVL 5+6 6	25 D C COOK 1	26 D C COOK 2	27 GAVIN 1	28 GAVIN 2
-------- YEAR 2011 --------							
SEASONAL HEAT RATE PROFILE	0	0	0	0	0	0	19
-------- YEAR 2012 --------							
SEASONAL HEAT RATE PROFILE	0	0	0	0	0	0	0
-------- YEAR 2013 --------							
-------- YEAR 2014 --------							
-------- YEAR 2015 --------							
-------- YEAR 2016 --------							
-------- YEAR 2017 --------							
-------- YEAR 2018 --------							
-------- YEAR 2019 --------							
-------- YEAR 2020 --------							
-------- YEAR 2021 --------							
-------- YEAR 2022 --------							
-------- YEAR 2023 --------							
-------- YEAR 2024 --------							
-------- YEAR 2025 --------							
-------- YEAR 2026 --------							
-------- YEAR 2027 --------							
-------- YEAR 2028 --------							
-------- YEAR 2029 --------							
-------- YEAR 2030 --------							
-------- YEAR 2031 --------							
-------- YEAR 2032 --------							
-------- YEAR 2033 --------							
-------- YEAR 2034 --------							
-------- YEAR 2035 --------							
-------- YEAR 2036 --------							

-------- YEAR 2037 --------

-------- YEAR 2038 --------

-------- YEAR 2039 --------

-------- YEAR 2040 --------

========== SEASON 12 DECEMBER ==========

THERMAL UNIT	29 GLEN LYN 5	30 GLEN LYN 6	33 KAMMER 1	34 KAMMER 2	35 KAMMER 3	36 KANAWHA 1	37 KANAWHA 2
-------- YEAR 2011 --------							
SEASONAL HEAT RATE PROFILE	0	0	0	0	0	0	0

-------- YEAR 2012 --------

-------- YEAR 2013 --------

-------- YEAR 2014 --------

-------- YEAR 2015 --------

-------- YEAR 2016 --------

-------- YEAR 2017 --------

-------- YEAR 2018 --------

-------- YEAR 2019 --------

-------- YEAR 2020 --------

-------- YEAR 2021 --------

-------- YEAR 2022 --------

-------- YEAR 2023 --------

-------- YEAR 2024 --------

-------- YEAR 2025 --------

-------- YEAR 2026 --------

-------- YEAR 2027 --------

-------- YEAR 2028 --------

-------- YEAR 2029 --------

-------- YEAR 2030 --------

-------- YEAR 2031 --------

-------- YEAR 2032 --------

-------- YEAR 2033 --------

-------- YEAR 2034 --------

NOTE: DATA DISPLAYED AFTER 2011 ONLY IF
VALUE CHANGED FROM PREVIOUS YEAR.

AEP EAST
GENERATION AND FUEL MODULE
INPUT SUMMARY REPORT

QUALIFIER = GAF.INPUT.THERMAL UNIT.

========== SEASON 12 DECEMBER ==========

THERMAL UNIT	29	30	33	34	35	36	37
	GLEN LYN	GLEN LYN	KAMMER	KAMMER	KAMMER	KANAWHA	KANAWHA
	5	6	1	2	3	1	2
-------- YEAR 2035 --------							
-------- YEAR 2036 --------							
-------- YEAR 2037 --------							
-------- YEAR 2038 --------							
-------- YEAR 2039 --------							
-------- YEAR 2040 --------							

========== SEASON 12 DECEMBER ==========

THERMAL UNIT	38	39	40	41	42	43	44
	KYGER	KYGER	KYGER	KYGER	KYGER	MITCHELL	MITCHELL
	1	2	3	4	5	1	2
-------- YEAR 2011 --------							
SEASONAL HEAT RATE PROFILE	0	0	0	0	0	0	0
-------- YEAR 2012 --------							
-------- YEAR 2013 --------							
-------- YEAR 2014 --------							
-------- YEAR 2015 --------							
-------- YEAR 2016 --------							
-------- YEAR 2017 --------							
-------- YEAR 2018 --------							
-------- YEAR 2019 --------							
-------- YEAR 2020 --------							
-------- YEAR 2021 --------							
-------- YEAR 2022 --------							
-------- YEAR 2023 --------							
-------- YEAR 2024 --------							
-------- YEAR 2025 --------							
-------- YEAR 2026 --------							
-------- YEAR 2027 --------							
-------- YEAR 2028 --------							
-------- YEAR 2029 --------							
-------- YEAR 2030 --------							
-------- YEAR 2031 --------							
-------- YEAR 2032 --------							
-------- YEAR 2033 --------							
-------- YEAR 2034 --------							
-------- YEAR 2035 --------							
-------- YEAR 2036 --------							
-------- YEAR 2037 --------							
-------- YEAR 2038 --------							
-------- YEAR 2039 --------							
-------- YEAR 2040 --------							

========== SEASON 12 DECEMBER ==========

THERMAL UNIT	45	46	47	48	49	50	51
	MOUNT_ER	MUSK RVR	MUSK RVR	MUSK RVR	MUSK RVR	MUSK RVR	P SPORN
	1	1	2	3	4	5	1
-------- YEAR 2011 --------							
SEASONAL HEAT RATE PROFILE	150	0	0	0	0	0	0
-------- YEAR 2012 --------							
SEASONAL HEAT RATE PROFILE	0	0	0	0	0	0	0
-------- YEAR 2013 --------							
-------- YEAR 2014 --------							
SEASONAL HEAT RATE PROFILE	45	0	0	0	0	0	0

-------- YEAR 2015 --------							
SEASONAL HEAT RATE PROFILE	0	0	0	0	0	0	0
-------- YEAR 2016 --------							
-------- YEAR 2017 --------							
-------- YEAR 2018 --------							
-------- YEAR 2019 --------							
-------- YEAR 2020 --------							
-------- YEAR 2021 --------							
-------- YEAR 2022 --------							
-------- YEAR 2023 --------							
-------- YEAR 2024 --------							
-------- YEAR 2025 --------							
-------- YEAR 2026 --------							
-------- YEAR 2027 --------							
-------- YEAR 2028 --------							
-------- YEAR 2029 --------							
-------- YEAR 2030 --------							
-------- YEAR 2031 --------							
-------- YEAR 2032 --------							
-------- YEAR 2033 --------							
-------- YEAR 2034 --------							
-------- YEAR 2035 --------							
-------- YEAR 2036 --------							
-------- YEAR 2037 --------							
-------- YEAR 2038 --------							
-------- YEAR 2039 --------							
-------- YEAR 2040 --------							

========== SEASON 12 DECEMBER ==========

THERMAL UNIT	52 P SPORN 2	53 P SPORN 3	54 P SPORN 4	55 P SPORN 5	56 PICWAY 5	57 RPRET_IM 1	58 RPRUN_IM 1
-------- YEAR 2011 --------							
SEASONAL HEAT RATE PROFILE	0	0	0	0	0	0	0
-------- YEAR 2012 --------							

NOTE: DATA DISPLAYED AFTER 2011 ONLY IF
VALUE CHANGED FROM PREVIOUS YEAR.

AEP EAST
GENERATION AND FUEL MODULE
INPUT SUMMARY REPORT

QUALIFIER = GAF.INPUT.THERMAL UNIT.

========== SEASON 12 DECEMBER ==========

THERMAL UNIT	52	53	54	55	56	57	58
	P SPORN	P SPORN	P SPORN	P SPORN	PICWAY	RPRET_IM	RPRUN_IM
	2	3	4	5	5	1	1
-------- YEAR 2013 --------							
-------- YEAR 2014 --------							
-------- YEAR 2015 --------							
-------- YEAR 2016 --------							
-------- YEAR 2017 --------							
-------- YEAR 2018 --------							
-------- YEAR 2019 --------							
-------- YEAR 2020 --------							
-------- YEAR 2021 --------							
-------- YEAR 2022 --------							
-------- YEAR 2023 --------							
-------- YEAR 2024 --------							
-------- YEAR 2025 --------							
-------- YEAR 2026 --------							
-------- YEAR 2027 --------							
-------- YEAR 2028 --------							
-------- YEAR 2029 --------							
-------- YEAR 2030 --------							
-------- YEAR 2031 --------							
-------- YEAR 2032 --------							
-------- YEAR 2033 --------							
-------- YEAR 2034 --------							
-------- YEAR 2035 --------							
-------- YEAR 2036 --------							
-------- YEAR 2037 --------							
-------- YEAR 2038 --------							
-------- YEAR 2039 --------							
-------- YEAR 2040 --------							

========== SEASON 12 DECEMBER ==========

THERMAL UNIT	59	61	62	63	64	65	66
	ROCKP_IM	STUART	STUART	STUART	STUART	AMOS_AP	TANN 1-3
	2	1	2	3	4	3	1
-------- YEAR 2011 --------							
SEASONAL HEAT RATE PROFILE	0	0	0	0	0	0	0
-------- YEAR 2012 --------							
-------- YEAR 2013 --------							
-------- YEAR 2014 --------							
-------- YEAR 2015 --------							
-------- YEAR 2016 --------							
-------- YEAR 2017 --------							
-------- YEAR 2018 --------							
-------- YEAR 2019 --------							
-------- YEAR 2020 --------							
-------- YEAR 2021 --------							
-------- YEAR 2022 --------							
-------- YEAR 2023 --------							
-------- YEAR 2024 --------							
-------- YEAR 2025 --------							
-------- YEAR 2026 --------							

-------- YEAR 2027 --------

-------- YEAR 2028 --------

-------- YEAR 2029 --------

-------- YEAR 2030 --------

-------- YEAR 2031 --------

-------- YEAR 2032 --------

-------- YEAR 2033 --------

-------- YEAR 2034 --------

-------- YEAR 2035 --------

-------- YEAR 2036 --------

-------- YEAR 2037 --------

-------- YEAR 2038 --------

-------- YEAR 2039 --------

-------- YEAR 2040 --------

========== SEASON 12 DECEMBER ==========

THERMAL UNIT	67	68	69	70	71	72	73
	TANN 1-3	TANN 1-3	TANN 4	ZIMMER	ROBTMONE	ROBTMONE	ROBTMONE
	2	3	4	1	1	2	3
-------- YEAR 2011 --------							
SEASONAL HEAT RATE PROFILE	0	0	0	0	164	164	164

-------- YEAR 2012 --------

-------- YEAR 2013 --------

-------- YEAR 2014 --------

-------- YEAR 2015 --------

-------- YEAR 2016 --------

-------- YEAR 2017 --------

-------- YEAR 2018 --------

-------- YEAR 2019 --------

-------- YEAR 2020 --------

-------- YEAR 2021 --------

-------- YEAR 2022 --------

-------- YEAR 2023 --------

-------- YEAR 2024 --------

NOTE: DATA DISPLAYED AFTER 2011 ONLY IF
VALUE CHANGED FROM PREVIOUS YEAR.

AEP EAST
GENERATION AND FUEL MODULE
INPUT SUMMARY REPORT

QUALIFIER = GAF.INPUT.THERMAL UNIT.

========== SEASON 12 DECEMBER ==========

THERMAL UNIT	67	68	69	70	71	72	73
	TANN 1-3	TANN 1-3	TANN 4	ZIMMER	ROBTMONE	ROBTMONE	ROBTMONE
	2	3	4	1	1	2	3
-------- YEAR 2025 --------							
-------- YEAR 2026 --------							
-------- YEAR 2027 --------							
-------- YEAR 2028 --------							
-------- YEAR 2029 --------							
-------- YEAR 2030 --------							
-------- YEAR 2031 --------							
-------- YEAR 2032 --------							
-------- YEAR 2033 --------							
-------- YEAR 2034 --------							
-------- YEAR 2035 --------							
-------- YEAR 2036 --------							
-------- YEAR 2037 --------							
-------- YEAR 2038 --------							
-------- YEAR 2039 --------							
-------- YEAR 2040 --------							

========== SEASON 12 DECEMBER ==========

THERMAL UNIT	75	76	77	78	79	80	81
	CEREDO	CEREDO	CEREDO	CEREDO	CEREDO	CEREDO	DARBY
	1	2	3	4	5	6	1
-------- YEAR 2011 --------							
SEASONAL HEAT RATE PROFILE	0	0	0	0	0	0	0
-------- YEAR 2012 --------							
-------- YEAR 2013 --------							
-------- YEAR 2014 --------							
-------- YEAR 2015 --------							
-------- YEAR 2016 --------							
-------- YEAR 2017 --------							
-------- YEAR 2018 --------							
-------- YEAR 2019 --------							
-------- YEAR 2020 --------							
-------- YEAR 2021 --------							
-------- YEAR 2022 --------							
-------- YEAR 2023 --------							
-------- YEAR 2024 --------							
-------- YEAR 2025 --------							
-------- YEAR 2026 --------							
-------- YEAR 2027 --------							
-------- YEAR 2028 --------							
-------- YEAR 2029 --------							
-------- YEAR 2030 --------							
-------- YEAR 2031 --------							
-------- YEAR 2032 --------							
-------- YEAR 2033 --------							
-------- YEAR 2034 --------							
-------- YEAR 2035 --------							
-------- YEAR 2036 --------							
-------- YEAR 2037 --------							
-------- YEAR 2038 --------							

-------- YEAR 2039 --------

-------- YEAR 2040 --------

========== SEASON 12 DECEMBER ==========

THERMAL UNIT	82	83	84	85	86	87	88
	DARBY	DARBY	DARBY	DARBY	DARBY	LWBG WIN	LWBG WIN
	2	3	4	5	6	1	2
-------- YEAR 2011 --------							
SEASONAL HEAT RATE PROFILE	0	0	0	0	0	0	0

-------- YEAR 2012 --------

-------- YEAR 2013 --------

-------- YEAR 2014 --------

-------- YEAR 2015 --------

-------- YEAR 2016 --------

-------- YEAR 2017 --------

-------- YEAR 2018 --------

-------- YEAR 2019 --------

-------- YEAR 2020 --------

-------- YEAR 2021 --------

-------- YEAR 2022 --------

-------- YEAR 2023 --------

-------- YEAR 2024 --------

-------- YEAR 2025 --------

-------- YEAR 2026 --------

-------- YEAR 2027 --------

-------- YEAR 2028 --------

-------- YEAR 2029 --------

-------- YEAR 2030 --------

-------- YEAR 2031 --------

-------- YEAR 2032 --------

-------- YEAR 2033 --------

-------- YEAR 2034 --------

-------- YEAR 2035 --------

-------- YEAR 2036 --------

NOTE: DATA DISPLAYED AFTER 2011 ONLY IF
VALUE CHANGED FROM PREVIOUS YEAR.

AEP EAST
GENERATION AND FUEL MODULE
INPUT SUMMARY REPORT

QUALIFIER = GAF.INPUT.THERMAL UNIT.

========== SEASON 12 DECEMBER ==========

THERMAL UNIT	82	83	84	85	86	87	88
	DARBY	DARBY	DARBY	DARBY	DARBY	LWBG WIN	LWBG WIN
	2	3	4	5	6	1	2
-------- YEAR 2037 --------							
-------- YEAR 2038 --------							
-------- YEAR 2039 --------							
-------- YEAR 2040 --------							

========== SEASON 12 DECEMBER ==========

THERMAL UNIT	89	90	91	92	93	94	101
	LWBG SMR	LWBG SMR	WATR CC	WATR2	DRESDEN	DRESD2	NUCLEAR
	1	2	1	1	1	1	1
-------- YEAR 2011 --------							
SEASONAL HEAT RATE PROFILE	0	0	0	0	0	0	0
-------- YEAR 2012 --------							
-------- YEAR 2013 --------							
-------- YEAR 2014 --------							
-------- YEAR 2015 --------							
-------- YEAR 2016 --------							
-------- YEAR 2017 --------							
-------- YEAR 2018 --------							
-------- YEAR 2019 --------							
-------- YEAR 2020 --------							
-------- YEAR 2021 --------							
-------- YEAR 2022 --------							
-------- YEAR 2023 --------							
-------- YEAR 2024 --------							
-------- YEAR 2025 --------							
-------- YEAR 2026 --------							
-------- YEAR 2027 --------							
-------- YEAR 2028 --------							
-------- YEAR 2029 --------							
-------- YEAR 2030 --------							
-------- YEAR 2031 --------							
-------- YEAR 2032 --------							
-------- YEAR 2033 --------							
-------- YEAR 2034 --------							
-------- YEAR 2035 --------							
-------- YEAR 2036 --------							
-------- YEAR 2037 --------							
-------- YEAR 2038 --------							
-------- YEAR 2039 --------							
-------- YEAR 2040 --------							

========== SEASON 12 DECEMBER ==========

THERMAL UNIT	102	103	104	105	106	107	108
	UPC_NCCS	PC_UL_SU	UPC_RCCS	IGC_NCCS	IGCC GE	IGC_RCCS	CC 2X1FB
	1	1	1	1	1	1	1
-------- YEAR 2011 --------							
SEASONAL HEAT RATE PROFILE	0	0	0	0	0	0	0
-------- YEAR 2012 --------							
-------- YEAR 2013 --------							
-------- YEAR 2014 --------							
-------- YEAR 2015 --------							
-------- YEAR 2016 --------							
-------- YEAR 2017 --------							

-------- YEAR 2018 --------

-------- YEAR 2019 --------

-------- YEAR 2020 --------

-------- YEAR 2021 --------

-------- YEAR 2022 --------

-------- YEAR 2023 --------

-------- YEAR 2024 --------

-------- YEAR 2025 --------

-------- YEAR 2026 --------

-------- YEAR 2027 --------

-------- YEAR 2028 --------

-------- YEAR 2029 --------

-------- YEAR 2030 --------

-------- YEAR 2031 --------

-------- YEAR 2032 --------

-------- YEAR 2033 --------

-------- YEAR 2034 --------

-------- YEAR 2035 --------

-------- YEAR 2036 --------

-------- YEAR 2037 --------

-------- YEAR 2038 --------

-------- YEAR 2039 --------

-------- YEAR 2040 --------

========== SEASON 12 DECEMBER ==========

THERMAL UNIT	109	110	111	114	115	124	125
	CC 2x1FA	CC 1x17H	BS2_CC	CT GE7FA	CT_GE7EA	BS2_FGD	BS1_FGD
	1	1	1	1	1	2	1
-------- YEAR 2011 --------							
SEASONAL HEAT RATE PROFILE	0	0	183	0	0	0	0

-------- YEAR 2012 --------

-------- YEAR 2013 --------

-------- YEAR 2014 --------

-------- YEAR 2015 --------

NOTE: DATA DISPLAYED AFTER 2011 ONLY IF
VALUE CHANGED FROM PREVIOUS YEAR.

AEP EAST
GENERATION AND FUEL MODULE
INPUT SUMMARY REPORT

QUALIFIER = GAF.INPUT.THERMAL UNIT.

========== SEASON 12 DECEMBER ==========

THERMAL UNIT	109	110	111	114	115	124	125
	CC 2x1FA	CC 1x17H	BS2_CC	CT GE7FA	CT_GE7EA	BS2_FGD	BS1_FGD
	1	1	1	1	1	2	1
-------- YEAR 2016 --------							
-------- YEAR 2017 --------							
-------- YEAR 2018 --------							
-------- YEAR 2019 --------							
-------- YEAR 2020 --------							
-------- YEAR 2021 --------							
-------- YEAR 2022 --------							
-------- YEAR 2023 --------							
-------- YEAR 2024 --------							
-------- YEAR 2025 --------							
-------- YEAR 2026 --------							
-------- YEAR 2027 --------							
-------- YEAR 2028 --------							
-------- YEAR 2029 --------							
-------- YEAR 2030 --------							
-------- YEAR 2031 --------							
-------- YEAR 2032 --------							
-------- YEAR 2033 --------							
-------- YEAR 2034 --------							
-------- YEAR 2035 --------							
-------- YEAR 2036 --------							
-------- YEAR 2037 --------							
-------- YEAR 2038 --------							
-------- YEAR 2039 --------							
-------- YEAR 2040 --------							

========== SEASON 12 DECEMBER ==========

THERMAL UNIT	126	127	129	130	131	132	133
	CSV5_SCR	CSV6_SCR	CR1_NGCC	CR2_NGCC	MR5_NGCC	MR5_FGD	RP1D_IM
	5	6	1	2	5	5	1
-------- YEAR 2011 --------							
SEASONAL HEAT RATE PROFILE	0	0	0	0	0	0	0
-------- YEAR 2012 --------							
-------- YEAR 2013 --------							
-------- YEAR 2014 --------							
-------- YEAR 2015 --------							
-------- YEAR 2016 --------							
-------- YEAR 2017 --------							
-------- YEAR 2018 --------							
-------- YEAR 2019 --------							
-------- YEAR 2020 --------							
-------- YEAR 2021 --------							
-------- YEAR 2022 --------							
-------- YEAR 2023 --------							
-------- YEAR 2024 --------							
-------- YEAR 2025 --------							
-------- YEAR 2026 --------							
-------- YEAR 2027 --------							
-------- YEAR 2028 --------							
-------- YEAR 2029 --------							

-------- YEAR 2030 --------

-------- YEAR 2031 --------

-------- YEAR 2032 --------

-------- YEAR 2033 --------

-------- YEAR 2034 --------

-------- YEAR 2035 --------

-------- YEAR 2036 --------

-------- YEAR 2037 --------

-------- YEAR 2038 --------

-------- YEAR 2039 --------

-------- YEAR 2040 --------

========== SEASON 12 DECEMBER ==========

THERMAL UNIT	134 RP2D_IM 2	135 TAN4_FGD 4	136 RP1D_KP 1	137 RP2D_KP 2	144 TC4_ESP 4	145 A390% AP 3	146 A390%OP 3
-------- YEAR 2011 --------							
SEASONAL HEAT RATE PROFILE	0	0	0	0	0	0	0

-------- YEAR 2012 --------

-------- YEAR 2013 --------

-------- YEAR 2014 --------

-------- YEAR 2015 --------

-------- YEAR 2016 --------

-------- YEAR 2017 --------

-------- YEAR 2018 --------

-------- YEAR 2019 --------

-------- YEAR 2020 --------

-------- YEAR 2021 --------

-------- YEAR 2022 --------

-------- YEAR 2023 --------

-------- YEAR 2024 --------

-------- YEAR 2025 --------

-------- YEAR 2026 --------

-------- YEAR 2027 --------

NOTE: DATA DISPLAYED AFTER 2011 ONLY IF
VALUE CHANGED FROM PREVIOUS YEAR.

AEP EAST
GENERATION AND FUEL MODULE
INPUT SUMMARY REPORT

QUALIFIER = GAF.INPUT.THERMAL UNIT.

========== SEASON 12 DECEMBER ==========

THERMAL UNIT	134 RP2D_IM	135 TAN4_FGD	136 RP1D_KP	137 RP2D_KP	144 TC4_ESP	145 A390% AP	146 A390%OP
	2	4	1	2	4	3	3
-------- YEAR 2028 --------							
-------- YEAR 2029 --------							
-------- YEAR 2030 --------							
-------- YEAR 2031 --------							
-------- YEAR 2032 --------							
-------- YEAR 2033 --------							
-------- YEAR 2034 --------							
-------- YEAR 2035 --------							
-------- YEAR 2036 --------							
-------- YEAR 2037 --------							
-------- YEAR 2038 --------							
-------- YEAR 2039 --------							
-------- YEAR 2040 --------							

========== SEASON 12 DECEMBER ==========

THERMAL UNIT	147 MTN_90%	148 RPT1_90%	149 RPT2_90%	150 GV1_90%	151 GV2_90%	153 MTN_18%	154 CC_FA_KP
	1	1	2	1	2	1	1
-------- YEAR 2011 --------							
SEASONAL HEAT RATE PROFILE	0	0	0	0	0	0	0
-------- YEAR 2012 --------							
-------- YEAR 2013 --------							
-------- YEAR 2014 --------							
SEASONAL HEAT RATE PROFILE	45	0	0	0	0	45	0
-------- YEAR 2015 --------							
SEASONAL HEAT RATE PROFILE	0	0	0	0	0	0	0
-------- YEAR 2016 --------							
-------- YEAR 2017 --------							
-------- YEAR 2018 --------							
-------- YEAR 2019 --------							
-------- YEAR 2020 --------							
-------- YEAR 2021 --------							
-------- YEAR 2022 --------							
-------- YEAR 2023 --------							
-------- YEAR 2024 --------							
-------- YEAR 2025 --------							
-------- YEAR 2026 --------							
-------- YEAR 2027 --------							
-------- YEAR 2028 --------							
-------- YEAR 2029 --------							
-------- YEAR 2030 --------							
-------- YEAR 2031 --------							
-------- YEAR 2032 --------							
-------- YEAR 2033 --------							
-------- YEAR 2034 --------							
-------- YEAR 2035 --------							
-------- YEAR 2036 --------							
-------- YEAR 2037 --------							
-------- YEAR 2038 --------							
-------- YEAR 2039 --------							
-------- YEAR 2040 --------							

========== SEASON 12 DECEMBER ==========

THERMAL UNIT	155 CT_OHIO 1	156 CC_OH 1	157 CT_I&M 1	158 CC_I&M 1	159 CT_APCO 1	160 CC_APCO 1	161 CT_KPCO 1
-------- YEAR 2011 --------							
SEASONAL HEAT RATE PROFILE	0	0	0	0	0	0	0
-------- YEAR 2012 --------							
-------- YEAR 2013 --------							
-------- YEAR 2014 --------							
-------- YEAR 2015 --------							
-------- YEAR 2016 --------							
-------- YEAR 2017 --------							
-------- YEAR 2018 --------							
-------- YEAR 2019 --------							
-------- YEAR 2020 --------							
-------- YEAR 2021 --------							
-------- YEAR 2022 --------							
-------- YEAR 2023 --------							
-------- YEAR 2024 --------							
-------- YEAR 2025 --------							
-------- YEAR 2026 --------							
-------- YEAR 2027 --------							
-------- YEAR 2028 --------							
-------- YEAR 2029 --------							
-------- YEAR 2030 --------							
-------- YEAR 2031 --------							
-------- YEAR 2032 --------							
-------- YEAR 2033 --------							
-------- YEAR 2034 --------							
-------- YEAR 2035 --------							
-------- YEAR 2036 --------							
-------- YEAR 2037 --------							
-------- YEAR 2038 --------							

NOTE: DATA DISPLAYED AFTER 2011 ONLY IF
VALUE CHANGED FROM PREVIOUS YEAR.

AEP EAST
GENERATION AND FUEL MODULE
INPUT SUMMARY REPORT

QUALIFIER = GAF.INPUT.THERMAL UNIT.

========== SEASON 12 DECEMBER ==========

THERMAL UNIT	155	156	157	158	159	160	161
	CT_OHIO	CC_OH	CT_I&M	CC_I&M	CT_APCO	CC_APCO	CT_KPCO
	1	1	1	1	1	1	1
-------- YEAR 2039 --------							
-------- YEAR 2040 --------							

========== SEASON 12 DECEMBER ==========

THERMAL UNIT	162	163	164	165	166	168	169
	CC_KPCO	BS2 FGD	BS2 FGD	BS2 FGD	BS2 FGD	IGCC AP	PC_UL_AP
	1	1	5	22	23	1	1
-------- YEAR 2011 --------							
SEASONAL HEAT RATE PROFILE	0	0	0	0	0	0	0
-------- YEAR 2012 --------							
-------- YEAR 2013 --------							
-------- YEAR 2014 --------							
-------- YEAR 2015 --------							
-------- YEAR 2016 --------							
-------- YEAR 2017 --------							
-------- YEAR 2018 --------							
-------- YEAR 2019 --------							
-------- YEAR 2020 --------							
-------- YEAR 2021 --------							
-------- YEAR 2022 --------							
-------- YEAR 2023 --------							
-------- YEAR 2024 --------							
-------- YEAR 2025 --------							
-------- YEAR 2026 --------							
-------- YEAR 2027 --------							
-------- YEAR 2028 --------							
-------- YEAR 2029 --------							
-------- YEAR 2030 --------							
-------- YEAR 2031 --------							
-------- YEAR 2032 --------							
-------- YEAR 2033 --------							
-------- YEAR 2034 --------							
-------- YEAR 2035 --------							
-------- YEAR 2036 --------							
-------- YEAR 2037 --------							
-------- YEAR 2038 --------							
-------- YEAR 2039 --------							
-------- YEAR 2040 --------							

========== SEASON 12 DECEMBER ==========

THERMAL UNIT	170	171	172	173	174	175	176
	Nuke_AP	IGCC IM	PC_UL_IM	NUKE_IM	IGCC KP	PC_UL_KP	NUKE_KP
	1	1	1	1	1	1	1
-------- YEAR 2011 --------							
SEASONAL HEAT RATE PROFILE	0	0	0	0	0	0	0
-------- YEAR 2012 --------							
-------- YEAR 2013 --------							
-------- YEAR 2014 --------							
-------- YEAR 2015 --------							
-------- YEAR 2016 --------							
-------- YEAR 2017 --------							
-------- YEAR 2018 --------							
-------- YEAR 2019 --------							

-------- YEAR 2020 --------

-------- YEAR 2021 --------

-------- YEAR 2022 --------

-------- YEAR 2023 --------

-------- YEAR 2024 --------

-------- YEAR 2025 --------

-------- YEAR 2026 --------

-------- YEAR 2027 --------

-------- YEAR 2028 --------

-------- YEAR 2029 --------

-------- YEAR 2030 --------

-------- YEAR 2031 --------

-------- YEAR 2032 --------

-------- YEAR 2033 --------

-------- YEAR 2034 --------

-------- YEAR 2035 --------

-------- YEAR 2036 --------

-------- YEAR 2037 --------

-------- YEAR 2038 --------

-------- YEAR 2039 --------

-------- YEAR 2040 --------

========== SEASON 12 DECEMBER ==========

THERMAL UNIT	177 IGCC OH	178 PC_UL_OH	179 NUKE OH	181 RP1D_03	182 RP1D_04	183 RP1D_08	184 RP1D_20
	1	1	1	1	1	1	1
-------- YEAR 2011 --------							
SEASONAL HEAT RATE PROFILE	0	0	0	0	0	0	0

-------- YEAR 2012 --------

-------- YEAR 2013 --------

-------- YEAR 2014 --------

-------- YEAR 2015 --------

-------- YEAR 2016 --------

-------- YEAR 2017 --------

NOTE: DATA DISPLAYED AFTER 2011 ONLY IF
VALUE CHANGED FROM PREVIOUS YEAR.

AEP EAST
GENERATION AND FUEL MODULE
INPUT SUMMARY REPORT

QUALIFIER = GAF.INPUT.THERMAL UNIT.

========== SEASON 12 DECEMBER ==========

THERMAL UNIT	177 IGCC OH	178 PC_UL_OH	179 NUKE OH	181 RP1D_03	182 RP1D_04	183 RP1D_08	184 RP1D_20
	1	1	1	1	1	1	1
-------- YEAR 2018 --------							
-------- YEAR 2019 --------							
-------- YEAR 2020 --------							
-------- YEAR 2021 --------							
-------- YEAR 2022 --------							
-------- YEAR 2023 --------							
-------- YEAR 2024 --------							
-------- YEAR 2025 --------							
-------- YEAR 2026 --------							
-------- YEAR 2027 --------							
-------- YEAR 2028 --------							
-------- YEAR 2029 --------							
-------- YEAR 2030 --------							
-------- YEAR 2031 --------							
-------- YEAR 2032 --------							
-------- YEAR 2033 --------							
-------- YEAR 2034 --------							
-------- YEAR 2035 --------							
-------- YEAR 2036 --------							
-------- YEAR 2037 --------							
-------- YEAR 2038 --------							
-------- YEAR 2039 --------							
-------- YEAR 2040 --------							

========== SEASON 12 DECEMBER ==========

THERMAL UNIT	186 RP1TR_IM	187 RP2TR_IM	188 RP1TR_KP	189 RP2TR_KP	190 T4_TRONA	191 T4_TRCCR	223 MR_STKR1
	1	2	1	2	4	4	1
-------- YEAR 2011 --------							
SEASONAL HEAT RATE PROFILE	0	0	0	0	0	0	0
-------- YEAR 2012 --------							
-------- YEAR 2013 --------							
-------- YEAR 2014 --------							
-------- YEAR 2015 --------							
-------- YEAR 2016 --------							
-------- YEAR 2017 --------							
-------- YEAR 2018 --------							
-------- YEAR 2019 --------							
-------- YEAR 2020 --------							
-------- YEAR 2021 --------							
-------- YEAR 2022 --------							
-------- YEAR 2023 --------							
-------- YEAR 2024 --------							
-------- YEAR 2025 --------							
-------- YEAR 2026 --------							
-------- YEAR 2027 --------							
-------- YEAR 2028 --------							
-------- YEAR 2029 --------							
-------- YEAR 2030 --------							
-------- YEAR 2031 --------							

-------- YEAR 2032 --------

-------- YEAR 2033 --------

-------- YEAR 2034 --------

-------- YEAR 2035 --------

-------- YEAR 2036 --------

-------- YEAR 2037 --------

-------- YEAR 2038 --------

-------- YEAR 2039 --------

-------- YEAR 2040 --------

========== SEASON 12 DECEMBER ==========

THERMAL UNIT	224	228	229	230	231	232	233
	MR_STKR2	AMS3_SI	BS2_SI	MR5_CF	MR5_SI	RPT1_CF	RPT2_CF
	1	3	2	5	5	1	2
-------- YEAR 2011 --------							
SEASONAL HEAT RATE PROFILE	0	0	0	0	0	0	0

-------- YEAR 2012 --------

-------- YEAR 2013 --------

-------- YEAR 2014 --------

-------- YEAR 2015 --------

-------- YEAR 2016 --------

-------- YEAR 2017 --------

-------- YEAR 2018 --------

-------- YEAR 2019 --------

-------- YEAR 2020 --------

-------- YEAR 2021 --------

-------- YEAR 2022 --------

-------- YEAR 2023 --------

-------- YEAR 2024 --------

-------- YEAR 2025 --------

-------- YEAR 2026 --------

-------- YEAR 2027 --------

-------- YEAR 2028 --------

-------- YEAR 2029 --------

NOTE: DATA DISPLAYED AFTER 2011 ONLY IF
VALUE CHANGED FROM PREVIOUS YEAR.

AEP EAST
GENERATION AND FUEL MODULE
INPUT SUMMARY REPORT

QUALIFIER = GAF.INPUT.THERMAL UNIT.

========== SEASON 12 DECEMBER ==========

THERMAL UNIT	224 MR_STKR2 1	228 AMS3_SI 3	229 BS2_SI 2	230 MR5_CF 5	231 MR5_SI 5	232 RPT1_CF 1	233 RPT2_CF 2
-------- YEAR 2030 --------							
-------- YEAR 2031 --------							
-------- YEAR 2032 --------							
-------- YEAR 2033 --------							
-------- YEAR 2034 --------							
-------- YEAR 2035 --------							
-------- YEAR 2036 --------							
-------- YEAR 2037 --------							
-------- YEAR 2038 --------							
-------- YEAR 2039 --------							
-------- YEAR 2040 --------							

========== SEASON 12 DECEMBER ==========

THERMAL UNIT	234 RPT1_SI 1	235 RPT2_SI 2	251 DC1_HPT 1	252 DC1_IS 1	253 DC1_EFF 1	254 DC1_17 1	255 DC1_3800 1
-------- YEAR 2011 --------							
SEASONAL HEAT RATE PROFILE	0	0	0	0	0	0	0
-------- YEAR 2012 --------							
-------- YEAR 2013 --------							
-------- YEAR 2014 --------							
-------- YEAR 2015 --------							
-------- YEAR 2016 --------							
-------- YEAR 2017 --------							
-------- YEAR 2018 --------							
-------- YEAR 2019 --------							
-------- YEAR 2020 --------							
-------- YEAR 2021 --------							
-------- YEAR 2022 --------							
-------- YEAR 2023 --------							
-------- YEAR 2024 --------							
-------- YEAR 2025 --------							
-------- YEAR 2026 --------							
-------- YEAR 2027 --------							
-------- YEAR 2028 --------							
-------- YEAR 2029 --------							
-------- YEAR 2030 --------							
-------- YEAR 2031 --------							
-------- YEAR 2032 --------							
-------- YEAR 2033 --------							
-------- YEAR 2034 --------							
-------- YEAR 2035 --------							
-------- YEAR 2036 --------							
-------- YEAR 2037 --------							
-------- YEAR 2038 --------							
-------- YEAR 2039 --------							
-------- YEAR 2040 --------							

========== SEASON 12 DECEMBER ==========

THERMAL UNIT	257 DC2_HPT 2	258 DC2_EFF 2	259 DC2_SPU 2	260 DC2_3800 2	269 BIGSD_15 1	270 BIGSD_GP 1	271 CLN_Q_HM 1
-------- YEAR 2011 --------							

SEASONAL HEAT RATE PROFILE	0	0	0	0	0	0	0
-------- YEAR 2012 --------							
-------- YEAR 2013 --------							
-------- YEAR 2014 --------							
-------- YEAR 2015 --------							
-------- YEAR 2016 --------							
-------- YEAR 2017 --------							
-------- YEAR 2018 --------							
-------- YEAR 2019 --------							
-------- YEAR 2020 --------							
-------- YEAR 2021 --------							
-------- YEAR 2022 --------							
-------- YEAR 2023 --------							
-------- YEAR 2024 --------							
-------- YEAR 2025 --------							
-------- YEAR 2026 --------							
-------- YEAR 2027 --------							
-------- YEAR 2028 --------							
-------- YEAR 2029 --------							
-------- YEAR 2030 --------							
-------- YEAR 2031 --------							
-------- YEAR 2032 --------							
-------- YEAR 2033 --------							
-------- YEAR 2034 --------							
-------- YEAR 2035 --------							
-------- YEAR 2036 --------							
-------- YEAR 2037 --------							
-------- YEAR 2038 --------							
-------- YEAR 2039 --------							
-------- YEAR 2040 --------							

NOTE: DATA DISPLAYED AFTER 2011 ONLY IF
VALUE CHANGED FROM PREVIOUS YEAR.

AEP EAST
GENERATION AND FUEL MODULE
INPUT SUMMARY REPORT

QUALIFIER = GAF.INPUT.THERMAL UNIT.

========== SEASON 12 DECEMBER ==========

THERMAL UNIT	272 CLN_Q_15 1	273 CLN_Q_HM 2	274 CLN_Q_15 2	275 CLN_Q_HM 3	276 CLN_Q_15 3	277 CVL_3_HM 3	278 CVL_3_10 3
-------- YEAR 2011 --------							
SEASONAL HEAT RATE PROFILE	0	0	0	0	0	0	0
-------- YEAR 2012 --------							
-------- YEAR 2013 --------							
-------- YEAR 2014 --------							
-------- YEAR 2015 --------							
-------- YEAR 2016 --------							
-------- YEAR 2017 --------							
-------- YEAR 2018 --------							
-------- YEAR 2019 --------							
-------- YEAR 2020 --------							
-------- YEAR 2021 --------							
-------- YEAR 2022 --------							
-------- YEAR 2023 --------							
-------- YEAR 2024 --------							
-------- YEAR 2025 --------							
-------- YEAR 2026 --------							
-------- YEAR 2027 --------							
-------- YEAR 2028 --------							
-------- YEAR 2029 --------							
-------- YEAR 2030 --------							
-------- YEAR 2031 --------							
-------- YEAR 2032 --------							
-------- YEAR 2033 --------							
-------- YEAR 2034 --------							
-------- YEAR 2035 --------							
-------- YEAR 2036 --------							
-------- YEAR 2037 --------							
-------- YEAR 2038 --------							
-------- YEAR 2039 --------							
-------- YEAR 2040 --------							

========== SEASON 12 DECEMBER ==========

THERMAL UNIT	279 GLN_5_HM 5	280 GLN_5_15 5	281 GLN_6_HM 6	282 GLN_6_15 6	283 KMR_F_HM 1	284 KMR_F_GP 1	285 KMR_F_HM 2
-------- YEAR 2011 --------							
SEASONAL HEAT RATE PROFILE	0	0	0	0	0	0	0
-------- YEAR 2012 --------							
-------- YEAR 2013 --------							
-------- YEAR 2014 --------							
-------- YEAR 2015 --------							
-------- YEAR 2016 --------							
-------- YEAR 2017 --------							
-------- YEAR 2018 --------							
-------- YEAR 2019 --------							
-------- YEAR 2020 --------							
-------- YEAR 2021 --------							
-------- YEAR 2022 --------							
-------- YEAR 2023 --------							
-------- YEAR 2024 --------							

-------- YEAR 2025 --------

-------- YEAR 2026 --------

-------- YEAR 2027 --------

-------- YEAR 2028 --------

-------- YEAR 2029 --------

-------- YEAR 2030 --------

-------- YEAR 2031 --------

-------- YEAR 2032 --------

-------- YEAR 2033 --------

-------- YEAR 2034 --------

-------- YEAR 2035 --------

-------- YEAR 2036 --------

-------- YEAR 2037 --------

-------- YEAR 2038 --------

-------- YEAR 2039 --------

-------- YEAR 2040 --------

========== SEASON 12 DECEMBER ==========

THERMAL UNIT	286 KMR_F_GP 2	287 KMR_F_HM 3	288 KMR_F_GP 3	289 KWA_1_HM 1	290 KWA_1_15 1	291 KWA_2_HM 2	292 KWA_2_15 2
-------- YEAR 2011 --------							
SEASONAL HEAT RATE PROFILE	0	0	0	0	0	0	0

-------- YEAR 2012 --------

-------- YEAR 2013 --------

-------- YEAR 2014 --------

-------- YEAR 2015 --------

-------- YEAR 2016 --------

-------- YEAR 2017 --------

-------- YEAR 2018 --------

-------- YEAR 2019 --------

-------- YEAR 2020 --------

-------- YEAR 2021 --------

-------- YEAR 2022 --------

NOTE: DATA DISPLAYED AFTER 2011 ONLY IF
VALUE CHANGED FROM PREVIOUS YEAR.

AEP EAST
GENERATION AND FUEL MODULE
INPUT SUMMARY REPORT

QUALIFIER = GAF.INPUT.THERMAL UNIT.

========== SEASON 12 DECEMBER ==========

THERMAL UNIT	286 KMR_F_GP 2	287 KMR_F_HM 3	288 KMR_F_GP 3	289 KWA_1_HM 1	290 KWA_1_15 1	291 KWA_2_HM 2	292 KWA_2_15 2
-------- YEAR 2023 --------							
-------- YEAR 2024 --------							
-------- YEAR 2025 --------							
-------- YEAR 2026 --------							
-------- YEAR 2027 --------							
-------- YEAR 2028 --------							
-------- YEAR 2029 --------							
-------- YEAR 2030 --------							
-------- YEAR 2031 --------							
-------- YEAR 2032 --------							
-------- YEAR 2033 --------							
-------- YEAR 2034 --------							
-------- YEAR 2035 --------							
-------- YEAR 2036 --------							
-------- YEAR 2037 --------							
-------- YEAR 2038 --------							
-------- YEAR 2039 --------							
-------- YEAR 2040 --------							

========== SEASON 12 DECEMBER ==========

THERMAL UNIT	293 MSKR1_HM 1	294 MSKR1_12 1	295 MSKR2_HM 2	296 MSKR2_12 2	297 MSKR3_GP 3	298 MR3HM_12 3	299 MSKR4_GP 4
-------- YEAR 2011 --------							
SEASONAL HEAT RATE PROFILE	0	0	0	0	0	0	0
-------- YEAR 2012 --------							
-------- YEAR 2013 --------							
-------- YEAR 2014 --------							
-------- YEAR 2015 --------							
-------- YEAR 2016 --------							
-------- YEAR 2017 --------							
-------- YEAR 2018 --------							
-------- YEAR 2019 --------							
-------- YEAR 2020 --------							
-------- YEAR 2021 --------							
-------- YEAR 2022 --------							
-------- YEAR 2023 --------							
-------- YEAR 2024 --------							
-------- YEAR 2025 --------							
-------- YEAR 2026 --------							
-------- YEAR 2027 --------							
-------- YEAR 2028 --------							
-------- YEAR 2029 --------							
-------- YEAR 2030 --------							
-------- YEAR 2031 --------							
-------- YEAR 2032 --------							
-------- YEAR 2033 --------							
-------- YEAR 2034 --------							
-------- YEAR 2035 --------							
-------- YEAR 2036 --------							

-------- YEAR 2037 --------

-------- YEAR 2038 --------

-------- YEAR 2039 --------

-------- YEAR 2040 --------

========== SEASON 12 DECEMBER ==========

THERMAL UNIT	300	301	302	303	304	305	306
	M4HM_12	PICWY_HM	PICWY_GP	SP1_F_HM	SP1_F_15	SP2_F_HM	SP2_F_15
	4	5	5	1	1	2	2
-------- YEAR 2011 --------							
SEASONÃL HEAT RATE PROFILE	0	0	0	0	0	0	0

-------- YEAR 2012 --------

-------- YEAR 2013 --------

-------- YEAR 2014 --------

-------- YEAR 2015 --------

-------- YEAR 2016 --------

-------- YEAR 2017 --------

-------- YEAR 2018 --------

-------- YEAR 2019 --------

-------- YEAR 2020 --------

-------- YEAR 2021 --------

-------- YEAR 2022 --------

-------- YEAR 2023 --------

-------- YEAR 2024 --------

-------- YEAR 2025 --------

-------- YEAR 2026 --------

-------- YEAR 2027 --------

-------- YEAR 2028 --------

-------- YEAR 2029 --------

-------- YEAR 2030 --------

-------- YEAR 2031 --------

-------- YEAR 2032 --------

-------- YEAR 2033 --------

-------- YEAR 2034 --------

NOTE: DATA DISPLAYED AFTER 2011 ONLY IF
VALUE CHANGED FROM PREVIOUS YEAR.

AEP EAST
GENERATION AND FUEL MODULE
INPUT SUMMARY REPORT

QUALIFIER = GAF.INPUT.THERMAL UNIT.

========== SEASON 12 DECEMBER ==========

THERMAL UNIT	300	301	302	303	304	305	306
	M4HM_12	PICWY_HM	PICWY_GP	SP1_F_HM	SP1_F_15	SP2_F_HM	SP2_F_15
	4	5	5	1	1	2	2
-------- YEAR 2035 --------							
-------- YEAR 2036 --------							
-------- YEAR 2037 --------							
-------- YEAR 2038 --------							
-------- YEAR 2039 --------							
-------- YEAR 2040 --------							

========== SEASON 12 DECEMBER ==========

THERMAL UNIT	307	308	309	310	311	312	313
	SP3_Q_HM	SP3_Q_15	SP4_Q_HM	SP4_Q_15	SP5_HM	SP5_15	TNR_F_HM
	3	3	4	4	5	5	1
-------- YEAR 2011 --------							
SEASONAL HEAT RATE PROFILE	0	0	0	0	0	0	0
-------- YEAR 2012 --------							
-------- YEAR 2013 --------							
-------- YEAR 2014 --------							
-------- YEAR 2015 --------							
-------- YEAR 2016 --------							
-------- YEAR 2017 --------							
-------- YEAR 2018 --------							
-------- YEAR 2019 --------							
-------- YEAR 2020 --------							
-------- YEAR 2021 --------							
-------- YEAR 2022 --------							
-------- YEAR 2023 --------							
-------- YEAR 2024 --------							
-------- YEAR 2025 --------							
-------- YEAR 2026 --------							
-------- YEAR 2027 --------							
-------- YEAR 2028 --------							
-------- YEAR 2029 --------							
-------- YEAR 2030 --------							
-------- YEAR 2031 --------							
-------- YEAR 2032 --------							
-------- YEAR 2033 --------							
-------- YEAR 2034 --------							
-------- YEAR 2035 --------							
-------- YEAR 2036 --------							
-------- YEAR 2037 --------							
-------- YEAR 2038 --------							
-------- YEAR 2039 --------							
-------- YEAR 2040 --------							

========== SEASON 12 DECEMBER ==========

THERMAL UNIT	314	315	316	317	318	319	320
	TNR_F_15	TNR_F_HM	TNR_F_15	TNR_F_HM	TNR_F_15	PW_GP_15	RHills 1
	1	2	2	3	3	5	1
-------- YEAR 2011 --------							
SEASONAL HEAT RATE PROFILE	0	0	0	0	0	0	0
-------- YEAR 2012 --------							
-------- YEAR 2013 --------							
-------- YEAR 2014 --------							
-------- YEAR 2015 --------							

-------- YEAR 2016 --------

-------- YEAR 2017 --------

-------- YEAR 2018 --------

-------- YEAR 2019 --------

-------- YEAR 2020 --------

-------- YEAR 2021 --------

-------- YEAR 2022 --------

-------- YEAR 2023 --------

-------- YEAR 2024 --------

-------- YEAR 2025 --------

-------- YEAR 2026 --------

-------- YEAR 2027 --------

-------- YEAR 2028 --------

-------- YEAR 2029 --------

-------- YEAR 2030 --------

-------- YEAR 2031 --------

-------- YEAR 2032 --------

-------- YEAR 2033 --------

-------- YEAR 2034 --------

-------- YEAR 2035 --------

-------- YEAR 2036 --------

-------- YEAR 2037 --------

-------- YEAR 2038 --------

-------- YEAR 2039 --------

-------- YEAR 2040 --------

========== SEASON 12 DECEMBER ==========

THERMAL UNIT	500 DUMMY_OP	501 DUMMY_IM	502 DUMMY_AP	503 DUMMY_KP	958 CC_KPCO	959 RP2D_KP	960 RP2D_IM
	0	0	0	0	958	959	960
-------- YEAR 2011 --------							
SEASONAL HEAT RATE PROFILE	0	0	0	0	0	0	0

-------- YEAR 2012 --------

-------- YEAR 2013 --------

NOTE: DATA DISPLAYED AFTER 2011 ONLY IF
VALUE CHANGED FROM PREVIOUS YEAR.

AEP EAST
GENERATION AND FUEL MODULE
INPUT SUMMARY REPORT

QUALIFIER = GAF.INPUT.THERMAL UNIT.

========== SEASON 12 DECEMBER ==========

THERMAL UNIT	500	501	502	503	958	959	960
	DUMMY_OP	DUMMY_IM	DUMMY_AP	DUMMY_KP	CC_KPCO	RP2D_KP	RP2D_IM
	0	0	0	0	958	959	960
-------- YEAR 2014 --------							
-------- YEAR 2015 --------							
-------- YEAR 2016 --------							
-------- YEAR 2017 --------							
-------- YEAR 2018 --------							
-------- YEAR 2019 --------							
-------- YEAR 2020 --------							
-------- YEAR 2021 --------							
-------- YEAR 2022 --------							
-------- YEAR 2023 --------							
-------- YEAR 2024 --------							
-------- YEAR 2025 --------							
-------- YEAR 2026 --------							
-------- YEAR 2027 --------							
-------- YEAR 2028 --------							
-------- YEAR 2029 --------							
-------- YEAR 2030 --------							
-------- YEAR 2031 --------							
-------- YEAR 2032 --------							
-------- YEAR 2033 --------							
-------- YEAR 2034 --------							
-------- YEAR 2035 --------							
-------- YEAR 2036 --------							
-------- YEAR 2037 --------							
-------- YEAR 2038 --------							
-------- YEAR 2039 --------							
-------- YEAR 2040 --------							

========== SEASON 12 DECEMBER ==========

THERMAL UNIT	961	962	963	964	965	966	967
	CSV6_SCR	CSV5_SCR	DUMMY_OP	DUMMY_OP	RP1D_03	RP1D_KP	BS2 FGD
	961	962	963	964	965	966	967
-------- YEAR 2011 --------							
SEASONAL HEAT RATE PROFILE	0	0	0	0	0	0	0
-------- YEAR 2012 --------							
-------- YEAR 2013 --------							
-------- YEAR 2014 --------							
-------- YEAR 2015 --------							
-------- YEAR 2016 --------							
-------- YEAR 2017 --------							
-------- YEAR 2018 --------							
-------- YEAR 2019 --------							
-------- YEAR 2020 --------							
-------- YEAR 2021 --------							
-------- YEAR 2022 --------							
-------- YEAR 2023 --------							
-------- YEAR 2024 --------							
-------- YEAR 2025 --------							
-------- YEAR 2026 --------							
-------- YEAR 2027 --------							

-------- YEAR 2028 --------

-------- YEAR 2029 --------

-------- YEAR 2030 --------

-------- YEAR 2031 --------

-------- YEAR 2032 --------

-------- YEAR 2033 --------

-------- YEAR 2034 --------

-------- YEAR 2035 --------

-------- YEAR 2036 --------

-------- YEAR 2037 --------

-------- YEAR 2038 --------

-------- YEAR 2039 --------

-------- YEAR 2040 --------

========== SEASON 12 DECEMBER ==========

THERMAL UNIT	968	969	970	971	972	973	974
	CR2_NGCC	CR1_NGCC	MR5_NGCC	DUMMY_OP	DUMMY_OP	DUMMY_OP	DUMMY_OP
	968	969	970	971	972	973	974
-------- YEAR 2011 --------							
SEASONAL HEAT RATE PROFILE	0	0	0	0	0	0	0

-------- YEAR 2012 --------

-------- YEAR 2013 --------

-------- YEAR 2014 --------

-------- YEAR 2015 --------

-------- YEAR 2016 --------

-------- YEAR 2017 --------

-------- YEAR 2018 --------

-------- YEAR 2019 --------

-------- YEAR 2020 --------

-------- YEAR 2021 --------

-------- YEAR 2022 --------

-------- YEAR 2023 --------

-------- YEAR 2024 --------

-------- YEAR 2025 --------

NOTE: DATA DISPLAYED AFTER 2011 ONLY IF
VALUE CHANGED FROM PREVIOUS YEAR.

AEP EAST
GENERATION AND FUEL MODULE
INPUT SUMMARY REPORT

QUALIFIER = GAF.INPUT.THERMAL UNIT.

========== SEASON 12 DECEMBER ==========

THERMAL UNIT	968	969	970	971	972	973	974
	CR2_NGCC	CR1_NGCC	MR5_NGCC	DUMMY_OP	DUMMY_OP	DUMMY_OP	DUMMY_OP
	968	969	970	971	972	973	974
-------- YEAR 2026 --------							
-------- YEAR 2027 --------							
-------- YEAR 2028 --------							
-------- YEAR 2029 --------							
-------- YEAR 2030 --------							
-------- YEAR 2031 --------							
-------- YEAR 2032 --------							
-------- YEAR 2033 --------							
-------- YEAR 2034 --------							
-------- YEAR 2035 --------							
-------- YEAR 2036 --------							
-------- YEAR 2037 --------							
-------- YEAR 2038 --------							
-------- YEAR 2039 --------							
-------- YEAR 2040 --------							

========== SEASON 12 DECEMBER ==========

THERMAL UNIT	975	976	977	978	979	980	981
	DUMMY_OP	DUMMY_OP	DUMMY_OP	DUMMY_OP	DUMMY_OP	DUMMY_OP	DUMMY_OP
	975	976	977	978	979	980	981
-------- YEAR 2011 --------							
SEASONAL HEAT RATE PROFILE	0	0	0	0	0	0	0
-------- YEAR 2012 --------							
-------- YEAR 2013 --------							
-------- YEAR 2014 --------							
-------- YEAR 2015 --------							
-------- YEAR 2016 --------							
-------- YEAR 2017 --------							
-------- YEAR 2018 --------							
-------- YEAR 2019 --------							
-------- YEAR 2020 --------							
-------- YEAR 2021 --------							
-------- YEAR 2022 --------							
-------- YEAR 2023 --------							
-------- YEAR 2024 --------							
-------- YEAR 2025 --------							
-------- YEAR 2026 --------							
-------- YEAR 2027 --------							
-------- YEAR 2028 --------							
-------- YEAR 2029 --------							
-------- YEAR 2030 --------							
-------- YEAR 2031 --------							
-------- YEAR 2032 --------							
-------- YEAR 2033 --------							
-------- YEAR 2034 --------							
-------- YEAR 2035 --------							
-------- YEAR 2036 --------							
-------- YEAR 2037 --------							
-------- YEAR 2038 --------							
-------- YEAR 2039 --------							

-------- YEAR 2040 --------

========== SEASON 12 DECEMBER ==========

THERMAL UNIT	982 DUMMY_OP 982	983 DUMMY_OP 983	984 DUMMY_OP 984	985 DUMMY_OP 985	986 DUMMY_OP 986	987 DUMMY_OP 987	988 DUMMY_OP 988
-------- YEAR 2011 --------							
SEASONAL HEAT RATE PROFILE	0	0	0	0	0	0	0

-------- YEAR 2012 --------

-------- YEAR 2013 --------

-------- YEAR 2014 --------

-------- YEAR 2015 --------

-------- YEAR 2016 --------

-------- YEAR 2017 --------

-------- YEAR 2018 --------

-------- YEAR 2019 --------

-------- YEAR 2020 --------

-------- YEAR 2021 --------

-------- YEAR 2022 --------

-------- YEAR 2023 --------

-------- YEAR 2024 --------

-------- YEAR 2025 --------

-------- YEAR 2026 --------

-------- YEAR 2027 --------

-------- YEAR 2028 --------

-------- YEAR 2029 --------

-------- YEAR 2030 --------

-------- YEAR 2031 --------

-------- YEAR 2032 --------

-------- YEAR 2033 --------

-------- YEAR 2034 --------

-------- YEAR 2035 --------

-------- YEAR 2036 --------

-------- YEAR 2037 --------

NOTE: DATA DISPLAYED AFTER 2011 ONLY IF
VALUE CHANGED FROM PREVIOUS YEAR.

AEP EAST
GENERATION AND FUEL MODULE
INPUT SUMMARY REPORT

QUALIFIER = GAF.INPUT.THERMAL UNIT.

========== SEASON 12 DECEMBER ==========

THERMAL UNIT	982 DUMMY_OP 982	983 DUMMY_OP 983	984 DUMMY_OP 984	985 DUMMY_OP 985	986 DUMMY_OP 986	987 DUMMY_OP 987	988 DUMMY_OP 988
-------- YEAR 2038 --------							
-------- YEAR 2039 --------							
-------- YEAR 2040 --------							

========== SEASON 12 DECEMBER ==========

THERMAL UNIT	989 DUMMY_OP 989	990 DUMMY_OP 990	991 DUMMY_OP 991	992 DUMMY_OP 992	993 DUMMY_OP 993	994 DUMMY_OP 994	995 DUMMY_OP 995
-------- YEAR 2011 --------							
SEASONAL HEAT RATE PROFILE	0	0	0	0	0	0	0
-------- YEAR 2012 --------							
-------- YEAR 2013 --------							
-------- YEAR 2014 --------							
-------- YEAR 2015 --------							
-------- YEAR 2016 --------							
-------- YEAR 2017 --------							
-------- YEAR 2018 --------							
-------- YEAR 2019 --------							
-------- YEAR 2020 --------							
-------- YEAR 2021 --------							
-------- YEAR 2022 --------							
-------- YEAR 2023 --------							
-------- YEAR 2024 --------							
-------- YEAR 2025 --------							
-------- YEAR 2026 --------							
-------- YEAR 2027 --------							
-------- YEAR 2028 --------							
-------- YEAR 2029 --------							
-------- YEAR 2030 --------							
-------- YEAR 2031 --------							
-------- YEAR 2032 --------							
-------- YEAR 2033 --------							
-------- YEAR 2034 --------							
-------- YEAR 2035 --------							
-------- YEAR 2036 --------							
-------- YEAR 2037 --------							
-------- YEAR 2038 --------							
-------- YEAR 2039 --------							
-------- YEAR 2040 --------							

========== SEASON 12 DECEMBER ==========

THERMAL UNIT	996 T4_TRONA 996	997 RP2TR_KP 997	998 RP2TR_IM 998	999 DUMMY_OP 999
-------- YEAR 2011 --------				
SEASONAL HEAT RATE PROFILE	0	0	0	0
-------- YEAR 2012 --------				
-------- YEAR 2013 --------				
-------- YEAR 2014 --------				
-------- YEAR 2015 --------				
-------- YEAR 2016 --------				
-------- YEAR 2017 --------				
-------- YEAR 2018 --------				

-------- YEAR 2019 --------

-------- YEAR 2020 --------

-------- YEAR 2021 --------

-------- YEAR 2022 --------

-------- YEAR 2023 --------

-------- YEAR 2024 --------

-------- YEAR 2025 --------

-------- YEAR 2026 --------

-------- YEAR 2027 --------

-------- YEAR 2028 --------

-------- YEAR 2029 --------

-------- YEAR 2030 --------

-------- YEAR 2031 --------

-------- YEAR 2032 --------

-------- YEAR 2033 --------

-------- YEAR 2034 --------

-------- YEAR 2035 --------

-------- YEAR 2036 --------

-------- YEAR 2037 --------

-------- YEAR 2038 --------

-------- YEAR 2039 --------

-------- YEAR 2040 --------

NOTE: DATA DISPLAYED AFTER 2011 ONLY IF
VALUE CHANGED FROM PREVIOUS YEAR.

AEP EAST
GENERATION AND FUEL MODULE
INPUT SUMMARY REPORT

QUALIFIER = GAF.INPUT.THERMAL UNIT.

THERMAL UNIT	1	AMOS	1			
CAPACITY SEGMENTS			1	2	3	4
-------- YEAR 2011 --------						
UPPER SEG SPINNING RESERVE	%		100.00	100.00	100.00	100.00
-------- YEAR 2012 --------						
-------- YEAR 2013 --------						
-------- YEAR 2014 --------						
-------- YEAR 2015 --------						
-------- YEAR 2016 --------						
-------- YEAR 2017 --------						
-------- YEAR 2018 --------						
-------- YEAR 2019 --------						
-------- YEAR 2020 --------						
-------- YEAR 2021 --------						
-------- YEAR 2022 --------						
-------- YEAR 2023 --------						
-------- YEAR 2024 --------						
-------- YEAR 2025 --------						
-------- YEAR 2026 --------						
-------- YEAR 2027 --------						
-------- YEAR 2028 --------						
-------- YEAR 2029 --------						
-------- YEAR 2030 --------						
-------- YEAR 2031 --------						
-------- YEAR 2032 --------						
-------- YEAR 2033 --------						
-------- YEAR 2034 --------						
-------- YEAR 2035 --------						
-------- YEAR 2036 --------						
-------- YEAR 2037 --------						
-------- YEAR 2038 --------						
-------- YEAR 2039 --------						
-------- YEAR 2040 --------						

THERMAL UNIT	2	AMOS	2			
CAPACITY SEGMENTS			1	2	3	4
-------- YEAR 2011 --------						
UPPER SEG SPINNING RESERVE	%		100.00	100.00	100.00	100.00
-------- YEAR 2012 --------						
-------- YEAR 2013 --------						
-------- YEAR 2014 --------						
-------- YEAR 2015 --------						
-------- YEAR 2016 --------						
-------- YEAR 2017 --------						
-------- YEAR 2018 --------						
-------- YEAR 2019 --------						
-------- YEAR 2020 --------						
-------- YEAR 2021 --------						
-------- YEAR 2022 --------						
-------- YEAR 2023 --------						
-------- YEAR 2024 --------						
-------- YEAR 2025 --------						
-------- YEAR 2026 --------						

-------- YEAR 2027 --------

-------- YEAR 2028 --------

-------- YEAR 2029 --------

-------- YEAR 2030 --------

-------- YEAR 2031 --------

-------- YEAR 2032 --------

-------- YEAR 2033 --------

-------- YEAR 2034 --------

-------- YEAR 2035 --------

-------- YEAR 2036 --------

-------- YEAR 2037 --------

-------- YEAR 2038 --------

-------- YEAR 2039 --------

-------- YEAR 2040 --------

THERMAL UNIT	3	AMOS_OP 3			
CAPACITY SEGMENTS		1	2	3	4
-------- YEAR 2011 --------					
UPPER SEG SPINNING RESERVE	%	100.00	100.00	100.00	100.00

-------- YEAR 2012 --------

-------- YEAR 2013 --------

-------- YEAR 2014 --------

-------- YEAR 2015 --------

-------- YEAR 2016 --------

-------- YEAR 2017 --------

-------- YEAR 2018 --------

-------- YEAR 2019 --------

-------- YEAR 2020 --------

-------- YEAR 2021 --------

-------- YEAR 2022 --------

-------- YEAR 2023 --------

-------- YEAR 2024 --------

-------- YEAR 2025 --------

NOTE: DATA DISPLAYED AFTER 2011 ONLY IF
VALUE CHANGED FROM PREVIOUS YEAR.

AEP EAST
GENERATION AND FUEL MODULE
INPUT SUMMARY REPORT

QUALIFIER = GAF.INPUT.THERMAL UNIT.

THERMAL UNIT	3	AMOS_OP	3			
CAPACITY SEGMENTS			1	2	3	4
-------- YEAR 2026 --------						
-------- YEAR 2027 --------						
-------- YEAR 2028 --------						
-------- YEAR 2029 --------						
-------- YEAR 2030 --------						
-------- YEAR 2031 --------						
-------- YEAR 2032 --------						
-------- YEAR 2033 --------						
-------- YEAR 2034 --------						
-------- YEAR 2035 --------						
-------- YEAR 2036 --------						
-------- YEAR 2037 --------						
-------- YEAR 2038 --------						
-------- YEAR 2039 --------						
-------- YEAR 2040 --------						
THERMAL UNIT	4	BECKJORD	6			
CAPACITY SEGMENTS			1	2	3	4
-------- YEAR 2011 --------						
UPPER SEG SPINNING RESERVE	%		100.00	100.00	100.00	0.00
-------- YEAR 2012 --------						
-------- YEAR 2013 --------						
-------- YEAR 2014 --------						
-------- YEAR 2015 --------						
-------- YEAR 2016 --------						
-------- YEAR 2017 --------						
-------- YEAR 2018 --------						
-------- YEAR 2019 --------						
-------- YEAR 2020 --------						
-------- YEAR 2021 --------						
-------- YEAR 2022 --------						
-------- YEAR 2023 --------						
-------- YEAR 2024 --------						
-------- YEAR 2025 --------						
-------- YEAR 2026 --------						
-------- YEAR 2027 --------						
-------- YEAR 2028 --------						
-------- YEAR 2029 --------						
-------- YEAR 2030 --------						
-------- YEAR 2031 --------						
-------- YEAR 2032 --------						
-------- YEAR 2033 --------						
-------- YEAR 2034 --------						
-------- YEAR 2035 --------						
-------- YEAR 2036 --------						
-------- YEAR 2037 --------						
-------- YEAR 2038 --------						
-------- YEAR 2039 --------						
-------- YEAR 2040 --------						
THERMAL UNIT	5	BIG SAND	1			
CAPACITY SEGMENTS			1	2	3	4

-------- YEAR 2011 --------

UPPER SEG SPINNING RESERVE	%	100.00	100.00	100.00	0.00

-------- YEAR 2012 --------

-------- YEAR 2013 --------

-------- YEAR 2014 --------

-------- YEAR 2015 --------

-------- YEAR 2016 --------

-------- YEAR 2017 --------

-------- YEAR 2018 --------

-------- YEAR 2019 --------

-------- YEAR 2020 --------

-------- YEAR 2021 --------

-------- YEAR 2022 --------

-------- YEAR 2023 --------

-------- YEAR 2024 --------

-------- YEAR 2025 --------

-------- YEAR 2026 --------

-------- YEAR 2027 --------

-------- YEAR 2028 --------

-------- YEAR 2029 --------

-------- YEAR 2030 --------

-------- YEAR 2031 --------

-------- YEAR 2032 --------

-------- YEAR 2033 --------

-------- YEAR 2034 --------

-------- YEAR 2035 --------

-------- YEAR 2036 --------

-------- YEAR 2037 --------

-------- YEAR 2038 --------

-------- YEAR 2039 --------

-------- YEAR 2040 --------

NOTE: DATA DISPLAYED AFTER 2011 ONLY IF
VALUE CHANGED FROM PREVIOUS YEAR.

AEP EAST
GENERATION AND FUEL MODULE
INPUT SUMMARY REPORT

QUALIFIER = GAF.INPUT.THERMAL UNIT.

THERMAL UNIT CAPACITY SEGMENTS		6 BIG SAND 2 1	2	3	4
-------- YEAR 2011 --------					
UPPER SEG SPINNING RESERVE	%	100.00	100.00	100.00	100.00
-------- YEAR 2012 --------					
-------- YEAR 2013 --------					
-------- YEAR 2014 --------					
-------- YEAR 2015 --------					
-------- YEAR 2016 --------					
-------- YEAR 2017 --------					
-------- YEAR 2018 --------					
-------- YEAR 2019 --------					
-------- YEAR 2020 --------					
-------- YEAR 2021 --------					
-------- YEAR 2022 --------					
-------- YEAR 2023 --------					
-------- YEAR 2024 --------					
-------- YEAR 2025 --------					
-------- YEAR 2026 --------					
-------- YEAR 2027 --------					
-------- YEAR 2028 --------					
-------- YEAR 2029 --------					
-------- YEAR 2030 --------					
-------- YEAR 2031 --------					
-------- YEAR 2032 --------					
-------- YEAR 2033 --------					
-------- YEAR 2034 --------					
-------- YEAR 2035 --------					
-------- YEAR 2036 --------					
-------- YEAR 2037 --------					
-------- YEAR 2038 --------					
-------- YEAR 2039 --------					
-------- YEAR 2040 --------					

THERMAL UNIT CAPACITY SEGMENTS		7 CARD 1+2 1 1	2	3	4
-------- YEAR 2011 --------					
UPPER SEG SPINNING RESERVE	%	100.00	100.00	100.00	0.00
-------- YEAR 2012 --------					
-------- YEAR 2013 --------					
-------- YEAR 2014 --------					
-------- YEAR 2015 --------					
-------- YEAR 2016 --------					
-------- YEAR 2017 --------					
-------- YEAR 2018 --------					
-------- YEAR 2019 --------					
-------- YEAR 2020 --------					
-------- YEAR 2021 --------					
-------- YEAR 2022 --------					
-------- YEAR 2023 --------					
-------- YEAR 2024 --------					
-------- YEAR 2025 --------					
-------- YEAR 2026 --------					

-------- YEAR 2027 --------

-------- YEAR 2028 --------

-------- YEAR 2029 --------

-------- YEAR 2030 --------

-------- YEAR 2031 --------

-------- YEAR 2032 --------

-------- YEAR 2033 --------

-------- YEAR 2034 --------

-------- YEAR 2035 --------

-------- YEAR 2036 --------

-------- YEAR 2037 --------

-------- YEAR 2038 --------

-------- YEAR 2039 --------

-------- YEAR 2040 --------

THERMAL UNIT CAPACITY SEGMENTS	8	CARD 1+2 1	2 2	3	4
-------- YEAR 2011 --------					
UPPER SEG SPINNING RESERVE	%	100.00	100.00	100.00	0.00

-------- YEAR 2012 --------

-------- YEAR 2013 --------

-------- YEAR 2014 --------

-------- YEAR 2015 --------

-------- YEAR 2016 --------

-------- YEAR 2017 --------

-------- YEAR 2018 --------

-------- YEAR 2019 --------

-------- YEAR 2020 --------

-------- YEAR 2021 --------

-------- YEAR 2022 --------

-------- YEAR 2023 --------

-------- YEAR 2024 --------

-------- YEAR 2025 --------

NOTE: DATA DISPLAYED AFTER 2011 ONLY IF
VALUE CHANGED FROM PREVIOUS YEAR.

AEP EAST
GENERATION AND FUEL MODULE
INPUT SUMMARY REPORT

QUALIFIER = GAF.INPUT.THERMAL UNIT.

THERMAL UNIT	8	CARD 1+2	2			
CAPACITY SEGMENTS			1	2	3	4
-------- YEAR 2026 --------						
-------- YEAR 2027 --------						
-------- YEAR 2028 --------						
-------- YEAR 2029 --------						
-------- YEAR 2030 --------						
-------- YEAR 2031 --------						
-------- YEAR 2032 --------						
-------- YEAR 2033 --------						
-------- YEAR 2034 --------						
-------- YEAR 2035 --------						
-------- YEAR 2036 --------						
-------- YEAR 2037 --------						
-------- YEAR 2038 --------						
-------- YEAR 2039 --------						
-------- YEAR 2040 --------						
THERMAL UNIT	9	CARD 3	3			
CAPACITY SEGMENTS			1	2	3	4
-------- YEAR 2011 --------						
UPPER SEG SPINNING RESERVE	%		100.00	100.00	100.00	0.00
-------- YEAR 2012 --------						
-------- YEAR 2013 --------						
-------- YEAR 2014 --------						
-------- YEAR 2015 --------						
-------- YEAR 2016 --------						
-------- YEAR 2017 --------						
-------- YEAR 2018 --------						
-------- YEAR 2019 --------						
-------- YEAR 2020 --------						
-------- YEAR 2021 --------						
-------- YEAR 2022 --------						
-------- YEAR 2023 --------						
-------- YEAR 2024 --------						
-------- YEAR 2025 --------						
-------- YEAR 2026 --------						
-------- YEAR 2027 --------						
-------- YEAR 2028 --------						
-------- YEAR 2029 --------						
-------- YEAR 2030 --------						
-------- YEAR 2031 --------						
-------- YEAR 2032 --------						
-------- YEAR 2033 --------						
-------- YEAR 2034 --------						
-------- YEAR 2035 --------						
-------- YEAR 2036 --------						
-------- YEAR 2037 --------						
-------- YEAR 2038 --------						
-------- YEAR 2039 --------						
-------- YEAR 2040 --------						
THERMAL UNIT	10	CLIFTY	1			
CAPACITY SEGMENTS			1	2	3	4

-------- YEAR 2011 --------

UPPER SEG SPINNING RESERVE	%	100.00	100.00	100.00	0.00

-------- YEAR 2012 --------

-------- YEAR 2013 --------

-------- YEAR 2014 --------

-------- YEAR 2015 --------

-------- YEAR 2016 --------

-------- YEAR 2017 --------

-------- YEAR 2018 --------

-------- YEAR 2019 --------

-------- YEAR 2020 --------

-------- YEAR 2021 --------

-------- YEAR 2022 --------

-------- YEAR 2023 --------

-------- YEAR 2024 --------

-------- YEAR 2025 --------

-------- YEAR 2026 --------

-------- YEAR 2027 --------

-------- YEAR 2028 --------

-------- YEAR 2029 --------

-------- YEAR 2030 --------

-------- YEAR 2031 --------

-------- YEAR 2032 --------

-------- YEAR 2033 --------

-------- YEAR 2034 --------

-------- YEAR 2035 --------

-------- YEAR 2036 --------

-------- YEAR 2037 --------

-------- YEAR 2038 --------

-------- YEAR 2039 --------

-------- YEAR 2040 --------

NOTE: DATA DISPLAYED AFTER 2011 ONLY IF
VALUE CHANGED FROM PREVIOUS YEAR.

AEP EAST
GENERATION AND FUEL MODULE
INPUT SUMMARY REPORT

QUALIFIER = GAF.INPUT.THERMAL UNIT.

THERMAL UNIT CAPACITY SEGMENTS	11	CLIFTY 2 1	2	3	4
-------- YEAR 2011 --------					
UPPER SEG SPINNING RESERVE	%	100.00	100.00	100.00	0.00
-------- YEAR 2012 --------					
-------- YEAR 2013 --------					
-------- YEAR 2014 --------					
-------- YEAR 2015 --------					
-------- YEAR 2016 --------					
-------- YEAR 2017 --------					
-------- YEAR 2018 --------					
-------- YEAR 2019 --------					
-------- YEAR 2020 --------					
-------- YEAR 2021 --------					
-------- YEAR 2022 --------					
-------- YEAR 2023 --------					
-------- YEAR 2024 --------					
-------- YEAR 2025 --------					
-------- YEAR 2026 --------					
-------- YEAR 2027 --------					
-------- YEAR 2028 --------					
-------- YEAR 2029 --------					
-------- YEAR 2030 --------					
-------- YEAR 2031 --------					
-------- YEAR 2032 --------					
-------- YEAR 2033 --------					
-------- YEAR 2034 --------					
-------- YEAR 2035 --------					
-------- YEAR 2036 --------					
-------- YEAR 2037 --------					
-------- YEAR 2038 --------					
-------- YEAR 2039 --------					
-------- YEAR 2040 --------					

THERMAL UNIT CAPACITY SEGMENTS	12	CLIFTY 3 1	2	3	4
-------- YEAR 2011 --------					
UPPER SEG SPINNING RESERVE	%	100.00	100.00	100.00	0.00
-------- YEAR 2012 --------					
-------- YEAR 2013 --------					
-------- YEAR 2014 --------					
-------- YEAR 2015 --------					
-------- YEAR 2016 --------					
-------- YEAR 2017 --------					
-------- YEAR 2018 --------					
-------- YEAR 2019 --------					
-------- YEAR 2020 --------					
-------- YEAR 2021 --------					
-------- YEAR 2022 --------					
-------- YEAR 2023 --------					
-------- YEAR 2024 --------					
-------- YEAR 2025 --------					
-------- YEAR 2026 --------					

-------- YEAR 2027 --------

-------- YEAR 2028 --------

-------- YEAR 2029 --------

-------- YEAR 2030 --------

-------- YEAR 2031 --------

-------- YEAR 2032 --------

-------- YEAR 2033 --------

-------- YEAR 2034 --------

-------- YEAR 2035 --------

-------- YEAR 2036 --------

-------- YEAR 2037 --------

-------- YEAR 2038 --------

-------- YEAR 2039 --------

-------- YEAR 2040 --------

THERMAL UNIT	13	CLIFTY	4			
CAPACITY SEGMENTS			1	2	3	4
-------- YEAR 2011 --------						
UPPER SEG SPINNING RESERVE	%		100.00	100.00	100.00	0.00

-------- YEAR 2012 --------

-------- YEAR 2013 --------

-------- YEAR 2014 --------

-------- YEAR 2015 --------

-------- YEAR 2016 --------

-------- YEAR 2017 --------

-------- YEAR 2018 --------

-------- YEAR 2019 --------

-------- YEAR 2020 --------

-------- YEAR 2021 --------

-------- YEAR 2022 --------

-------- YEAR 2023 --------

-------- YEAR 2024 --------

-------- YEAR 2025 --------

NOTE: DATA DISPLAYED AFTER 2011 ONLY IF
VALUE CHANGED FROM PREVIOUS YEAR.

AEP EAST
GENERATION AND FUEL MODULE
INPUT SUMMARY REPORT

QUALIFIER = GAF.INPUT.THERMAL UNIT.

THERMAL UNIT	13	CLIFTY	4			
CAPACITY SEGMENTS			1	2	3	4
-------- YEAR 2026 --------						
-------- YEAR 2027 --------						
-------- YEAR 2028 --------						
-------- YEAR 2029 --------						
-------- YEAR 2030 --------						
-------- YEAR 2031 --------						
-------- YEAR 2032 --------						
-------- YEAR 2033 --------						
-------- YEAR 2034 --------						
-------- YEAR 2035 --------						
-------- YEAR 2036 --------						
-------- YEAR 2037 --------						
-------- YEAR 2038 --------						
-------- YEAR 2039 --------						
-------- YEAR 2040 --------						
THERMAL UNIT	14	CLIFTY	5			
CAPACITY SEGMENTS			1	2	3	4
-------- YEAR 2011 --------						
UPPER SEG SPINNING RESERVE	%		100.00	100.00	100.00	0.00
-------- YEAR 2012 --------						
-------- YEAR 2013 --------						
-------- YEAR 2014 --------						
-------- YEAR 2015 --------						
-------- YEAR 2016 --------						
-------- YEAR 2017 --------						
-------- YEAR 2018 --------						
-------- YEAR 2019 --------						
-------- YEAR 2020 --------						
-------- YEAR 2021 --------						
-------- YEAR 2022 --------						
-------- YEAR 2023 --------						
-------- YEAR 2024 --------						
-------- YEAR 2025 --------						
-------- YEAR 2026 --------						
-------- YEAR 2027 --------						
-------- YEAR 2028 --------						
-------- YEAR 2029 --------						
-------- YEAR 2030 --------						
-------- YEAR 2031 --------						
-------- YEAR 2032 --------						
-------- YEAR 2033 --------						
-------- YEAR 2034 --------						
-------- YEAR 2035 --------						
-------- YEAR 2036 --------						
-------- YEAR 2037 --------						
-------- YEAR 2038 --------						
-------- YEAR 2039 --------						
-------- YEAR 2040 --------						
THERMAL UNIT	15	CLIFTY	6			
CAPACITY SEGMENTS			1	2	3	4

-------- YEAR 2011 --------					
UPPER SEG SPINNING RESERVE	%	100.00	100.00	100.00	0.00
-------- YEAR 2012 --------					
-------- YEAR 2013 --------					
-------- YEAR 2014 --------					
-------- YEAR 2015 --------					
-------- YEAR 2016 --------					
-------- YEAR 2017 --------					
-------- YEAR 2018 --------					
-------- YEAR 2019 --------					
-------- YEAR 2020 --------					
-------- YEAR 2021 --------					
-------- YEAR 2022 --------					
-------- YEAR 2023 --------					
-------- YEAR 2024 --------					
-------- YEAR 2025 --------					
-------- YEAR 2026 --------					
-------- YEAR 2027 --------					
-------- YEAR 2028 --------					
-------- YEAR 2029 --------					
-------- YEAR 2030 --------					
-------- YEAR 2031 --------					
-------- YEAR 2032 --------					
-------- YEAR 2033 --------					
-------- YEAR 2034 --------					
-------- YEAR 2035 --------					
-------- YEAR 2036 --------					
-------- YEAR 2037 --------					
-------- YEAR 2038 --------					
-------- YEAR 2039 --------					
-------- YEAR 2040 --------					

NOTE: DATA DISPLAYED AFTER 2011 ONLY IF
VALUE CHANGED FROM PREVIOUS YEAR.

AEP EAST
GENERATION AND FUEL MODULE
INPUT SUMMARY REPORT

QUALIFIER = GAF.INPUT.THERMAL UNIT.

THERMAL UNIT CAPACITY SEGMENTS	16	CLINCH R 1 1	2	3	4
-------- YEAR 2011 --------					
UPPER SEG SPINNING RESERVE	%	100.00	100.00	100.00	0.00
-------- YEAR 2012 --------					
-------- YEAR 2013 --------					
-------- YEAR 2014 --------					
-------- YEAR 2015 --------					
-------- YEAR 2016 --------					
-------- YEAR 2017 --------					
-------- YEAR 2018 --------					
-------- YEAR 2019 --------					
-------- YEAR 2020 --------					
-------- YEAR 2021 --------					
-------- YEAR 2022 --------					
-------- YEAR 2023 --------					
-------- YEAR 2024 --------					
-------- YEAR 2025 --------					
-------- YEAR 2026 --------					
-------- YEAR 2027 --------					
-------- YEAR 2028 --------					
-------- YEAR 2029 --------					
-------- YEAR 2030 --------					
-------- YEAR 2031 --------					
-------- YEAR 2032 --------					
-------- YEAR 2033 --------					
-------- YEAR 2034 --------					
-------- YEAR 2035 --------					
-------- YEAR 2036 --------					
-------- YEAR 2037 --------					
-------- YEAR 2038 --------					
-------- YEAR 2039 --------					
-------- YEAR 2040 --------					

THERMAL UNIT CAPACITY SEGMENTS	17	CLINCH R 2 1	2	3	4
-------- YEAR 2011 --------					
UPPER SEG SPINNING RESERVE	%	100.00	100.00	100.00	0.00
-------- YEAR 2012 --------					
-------- YEAR 2013 --------					
-------- YEAR 2014 --------					
-------- YEAR 2015 --------					
-------- YEAR 2016 --------					
-------- YEAR 2017 --------					
-------- YEAR 2018 --------					
-------- YEAR 2019 --------					
-------- YEAR 2020 --------					
-------- YEAR 2021 --------					
-------- YEAR 2022 --------					
-------- YEAR 2023 --------					
-------- YEAR 2024 --------					
-------- YEAR 2025 --------					
-------- YEAR 2026 --------					

-------- YEAR 2027 --------

-------- YEAR 2028 --------

-------- YEAR 2029 --------

-------- YEAR 2030 --------

-------- YEAR 2031 --------

-------- YEAR 2032 --------

-------- YEAR 2033 --------

-------- YEAR 2034 --------

-------- YEAR 2035 --------

-------- YEAR 2036 --------

-------- YEAR 2037 --------

-------- YEAR 2038 --------

-------- YEAR 2039 --------

-------- YEAR 2040 --------

THERMAL UNIT	18	CLINCH R 3			
CAPACITY SEGMENTS		1	2	3	4
-------- YEAR 2011 --------					
UPPER SEG SPINNING RESERVE	%	100.00	100.00	100.00	0.00

-------- YEAR 2012 --------

-------- YEAR 2013 --------

-------- YEAR 2014 --------

-------- YEAR 2015 --------

-------- YEAR 2016 --------

-------- YEAR 2017 --------

-------- YEAR 2018 --------

-------- YEAR 2019 --------

-------- YEAR 2020 --------

-------- YEAR 2021 --------

-------- YEAR 2022 --------

-------- YEAR 2023 --------

-------- YEAR 2024 --------

-------- YEAR 2025 --------

NOTE: DATA DISPLAYED AFTER 2011 ONLY IF
VALUE CHANGED FROM PREVIOUS YEAR.

AEP EAST
GENERATION AND FUEL MODULE
INPUT SUMMARY REPORT

QUALIFIER = GAF.INPUT.THERMAL UNIT.

THERMAL UNIT		18	CLINCH R 3			
CAPACITY SEGMENTS			1	2	3	4
-------- YEAR 2026 --------						
-------- YEAR 2027 --------						
-------- YEAR 2028 --------						
-------- YEAR 2029 --------						
-------- YEAR 2030 --------						
-------- YEAR 2031 --------						
-------- YEAR 2032 --------						
-------- YEAR 2033 --------						
-------- YEAR 2034 --------						
-------- YEAR 2035 --------						
-------- YEAR 2036 --------						
-------- YEAR 2037 --------						
-------- YEAR 2038 --------						
-------- YEAR 2039 --------						
-------- YEAR 2040 --------						
THERMAL UNIT		19	ROCKP_KP 1			
CAPACITY SEGMENTS			1	2	3	4
-------- YEAR 2011 --------						
UPPER SEG SPINNING RESERVE	%		100.00	100.00	100.00	100.00
-------- YEAR 2012 --------						
-------- YEAR 2013 --------						
-------- YEAR 2014 --------						
-------- YEAR 2015 --------						
-------- YEAR 2016 --------						
-------- YEAR 2017 --------						
-------- YEAR 2018 --------						
-------- YEAR 2019 --------						
-------- YEAR 2020 --------						
-------- YEAR 2021 --------						
-------- YEAR 2022 --------						
-------- YEAR 2023 --------						
-------- YEAR 2024 --------						
-------- YEAR 2025 --------						
-------- YEAR 2026 --------						
-------- YEAR 2027 --------						
-------- YEAR 2028 --------						
-------- YEAR 2029 --------						
-------- YEAR 2030 --------						
-------- YEAR 2031 --------						
-------- YEAR 2032 --------						
-------- YEAR 2033 --------						
-------- YEAR 2034 --------						
-------- YEAR 2035 --------						
-------- YEAR 2036 --------						
-------- YEAR 2037 --------						
-------- YEAR 2038 --------						
-------- YEAR 2039 --------						
-------- YEAR 2040 --------						
THERMAL UNIT		20	ROCKP_KP 2			
CAPACITY SEGMENTS			1	2	3	4

-------- YEAR 2011 --------

UPPER SEG SPINNING RESERVE	%	100.00	100.00	100.00	100.00

-------- YEAR 2012 --------

-------- YEAR 2013 --------

-------- YEAR 2014 --------

-------- YEAR 2015 --------

-------- YEAR 2016 --------

-------- YEAR 2017 --------

-------- YEAR 2018 --------

-------- YEAR 2019 --------

-------- YEAR 2020 --------

-------- YEAR 2021 --------

-------- YEAR 2022 --------

-------- YEAR 2023 --------

-------- YEAR 2024 --------

-------- YEAR 2025 --------

-------- YEAR 2026 --------

-------- YEAR 2027 --------

-------- YEAR 2028 --------

-------- YEAR 2029 --------

-------- YEAR 2030 --------

-------- YEAR 2031 --------

-------- YEAR 2032 --------

-------- YEAR 2033 --------

-------- YEAR 2034 --------

-------- YEAR 2035 --------

-------- YEAR 2036 --------

-------- YEAR 2037 --------

-------- YEAR 2038 --------

-------- YEAR 2039 --------

-------- YEAR 2040 --------

NOTE: DATA DISPLAYED AFTER 2011 ONLY IF
VALUE CHANGED FROM PREVIOUS YEAR.

AEP EAST
GENERATION AND FUEL MODULE
INPUT SUMMARY REPORT

QUALIFIER = GAF.INPUT.THERMAL UNIT.

THERMAL UNIT CAPACITY SEGMENTS	21	CSVL 1-4 3 1	2	3	4
-------- YEAR 2011 --------					
UPPER SEG SPINNING RESERVE	%	100.00	100.00	100.00	0.00
-------- YEAR 2012 --------					
-------- YEAR 2013 --------					
-------- YEAR 2014 --------					
-------- YEAR 2015 --------					
-------- YEAR 2016 --------					
-------- YEAR 2017 --------					
-------- YEAR 2018 --------					
-------- YEAR 2019 --------					
-------- YEAR 2020 --------					
-------- YEAR 2021 --------					
-------- YEAR 2022 --------					
-------- YEAR 2023 --------					
-------- YEAR 2024 --------					
-------- YEAR 2025 --------					
-------- YEAR 2026 --------					
-------- YEAR 2027 --------					
-------- YEAR 2028 --------					
-------- YEAR 2029 --------					
-------- YEAR 2030 --------					
-------- YEAR 2031 --------					
-------- YEAR 2032 --------					
-------- YEAR 2033 --------					
-------- YEAR 2034 --------					
-------- YEAR 2035 --------					
-------- YEAR 2036 --------					
-------- YEAR 2037 --------					
-------- YEAR 2038 --------					
-------- YEAR 2039 --------					
-------- YEAR 2040 --------					

THERMAL UNIT CAPACITY SEGMENTS	22	CSVL 1-4 4 1	2	3	4
-------- YEAR 2011 --------					
UPPER SEG SPINNING RESERVE	%	100.00	100.00	100.00	0.00
-------- YEAR 2012 --------					
-------- YEAR 2013 --------					
-------- YEAR 2014 --------					
-------- YEAR 2015 --------					
-------- YEAR 2016 --------					
-------- YEAR 2017 --------					
-------- YEAR 2018 --------					
-------- YEAR 2019 --------					
-------- YEAR 2020 --------					
-------- YEAR 2021 --------					
-------- YEAR 2022 --------					
-------- YEAR 2023 --------					
-------- YEAR 2024 --------					
-------- YEAR 2025 --------					
-------- YEAR 2026 --------					

-------- YEAR 2027 --------

-------- YEAR 2028 --------

-------- YEAR 2029 --------

-------- YEAR 2030 --------

-------- YEAR 2031 --------

-------- YEAR 2032 --------

-------- YEAR 2033 --------

-------- YEAR 2034 --------

-------- YEAR 2035 --------

-------- YEAR 2036 --------

-------- YEAR 2037 --------

-------- YEAR 2038 --------

-------- YEAR 2039 --------

-------- YEAR 2040 --------

THERMAL UNIT	23	CSVL 5+6	5		
CAPACITY SEGMENTS		1	2	3	4
-------- YEAR 2011 --------					
UPPER SEG SPINNING RESERVE	%	100.00	100.00	100.00	0.00

-------- YEAR 2012 --------

-------- YEAR 2013 --------

-------- YEAR 2014 --------

-------- YEAR 2015 --------

-------- YEAR 2016 --------

-------- YEAR 2017 --------

-------- YEAR 2018 --------

-------- YEAR 2019 --------

-------- YEAR 2020 --------

-------- YEAR 2021 --------

-------- YEAR 2022 --------

-------- YEAR 2023 --------

-------- YEAR 2024 --------

-------- YEAR 2025 --------

NOTE: DATA DISPLAYED AFTER 2011 ONLY IF
VALUE CHANGED FROM PREVIOUS YEAR.

AEP EAST
GENERATION AND FUEL MODULE
INPUT SUMMARY REPORT

QUALIFIER = GAF.INPUT.THERMAL UNIT.

THERMAL UNIT	23	CSVL 5+6	5			
CAPACITY SEGMENTS			1	2	3	4
-------- YEAR 2026 --------						
-------- YEAR 2027 --------						
-------- YEAR 2028 --------						
-------- YEAR 2029 --------						
-------- YEAR 2030 --------						
-------- YEAR 2031 --------						
-------- YEAR 2032 --------						
-------- YEAR 2033 --------						
-------- YEAR 2034 --------						
-------- YEAR 2035 --------						
-------- YEAR 2036 --------						
-------- YEAR 2037 --------						
-------- YEAR 2038 --------						
-------- YEAR 2039 --------						
-------- YEAR 2040 --------						
THERMAL UNIT	24	CSVL 5+6	6			
CAPACITY SEGMENTS			1	2	3	4
-------- YEAR 2011 --------						
UPPER SEG SPINNING RESERVE	%		100.00	100.00	100.00	0.00
-------- YEAR 2012 --------						
-------- YEAR 2013 --------						
-------- YEAR 2014 --------						
-------- YEAR 2015 --------						
-------- YEAR 2016 --------						
-------- YEAR 2017 --------						
-------- YEAR 2018 --------						
-------- YEAR 2019 --------						
-------- YEAR 2020 --------						
-------- YEAR 2021 --------						
-------- YEAR 2022 --------						
-------- YEAR 2023 --------						
-------- YEAR 2024 --------						
-------- YEAR 2025 --------						
-------- YEAR 2026 --------						
-------- YEAR 2027 --------						
-------- YEAR 2028 --------						
-------- YEAR 2029 --------						
-------- YEAR 2030 --------						
-------- YEAR 2031 --------						
-------- YEAR 2032 --------						
-------- YEAR 2033 --------						
-------- YEAR 2034 --------						
-------- YEAR 2035 --------						
-------- YEAR 2036 --------						
-------- YEAR 2037 --------						
-------- YEAR 2038 --------						
-------- YEAR 2039 --------						
-------- YEAR 2040 --------						
THERMAL UNIT	25	D C COOK	1			
CAPACITY SEGMENTS			1	2	3	4

-------- YEAR 2011 --------

UPPER SEG SPINNING RESERVE	%	100.00	100.00	100.00	0.00

-------- YEAR 2012 --------

-------- YEAR 2013 --------

-------- YEAR 2014 --------

-------- YEAR 2015 --------

-------- YEAR 2016 --------

-------- YEAR 2017 --------

-------- YEAR 2018 --------

-------- YEAR 2019 --------

-------- YEAR 2020 --------

-------- YEAR 2021 --------

-------- YEAR 2022 --------

-------- YEAR 2023 --------

-------- YEAR 2024 --------

-------- YEAR 2025 --------

-------- YEAR 2026 --------

-------- YEAR 2027 --------

-------- YEAR 2028 --------

-------- YEAR 2029 --------

-------- YEAR 2030 --------

-------- YEAR 2031 --------

-------- YEAR 2032 --------

-------- YEAR 2033 --------

-------- YEAR 2034 --------

-------- YEAR 2035 --------

-------- YEAR 2036 --------

-------- YEAR 2037 --------

-------- YEAR 2038 --------

-------- YEAR 2039 --------

-------- YEAR 2040 --------

NOTE: DATA DISPLAYED AFTER 2011 ONLY IF
VALUE CHANGED FROM PREVIOUS YEAR.

AEP EAST
GENERATION AND FUEL MODULE
INPUT SUMMARY REPORT

QUALIFIER = GAF.INPUT.THERMAL UNIT.

THERMAL UNIT	26	D C COOK 2			
CAPACITY SEGMENTS		1	2	3	4
-------- YEAR 2011 --------					
UPPER SEG SPINNING RESERVE	%	100.00	100.00	100.00	0.00
-------- YEAR 2012 --------					
-------- YEAR 2013 --------					
-------- YEAR 2014 --------					
-------- YEAR 2015 --------					
-------- YEAR 2016 --------					
-------- YEAR 2017 --------					
-------- YEAR 2018 --------					
-------- YEAR 2019 --------					
-------- YEAR 2020 --------					
-------- YEAR 2021 --------					
-------- YEAR 2022 --------					
-------- YEAR 2023 --------					
-------- YEAR 2024 --------					
-------- YEAR 2025 --------					
-------- YEAR 2026 --------					
-------- YEAR 2027 --------					
-------- YEAR 2028 --------					
-------- YEAR 2029 --------					
-------- YEAR 2030 --------					
-------- YEAR 2031 --------					
-------- YEAR 2032 --------					
-------- YEAR 2033 --------					
-------- YEAR 2034 --------					
-------- YEAR 2035 --------					
-------- YEAR 2036 --------					
-------- YEAR 2037 --------					
-------- YEAR 2038 --------					
-------- YEAR 2039 --------					
-------- YEAR 2040 --------					

THERMAL UNIT	27	GAVIN 1			
CAPACITY SEGMENTS		1	2	3	4
-------- YEAR 2011 --------					
UPPER SEG SPINNING RESERVE	%	100.00	100.00	100.00	100.00
-------- YEAR 2012 --------					
-------- YEAR 2013 --------					
-------- YEAR 2014 --------					
-------- YEAR 2015 --------					
-------- YEAR 2016 --------					
-------- YEAR 2017 --------					
-------- YEAR 2018 --------					
-------- YEAR 2019 --------					
-------- YEAR 2020 --------					
-------- YEAR 2021 --------					
-------- YEAR 2022 --------					
-------- YEAR 2023 --------					
-------- YEAR 2024 --------					
-------- YEAR 2025 --------					
-------- YEAR 2026 --------					

-------- YEAR 2027 --------

-------- YEAR 2028 --------

-------- YEAR 2029 --------

-------- YEAR 2030 --------

-------- YEAR 2031 --------

-------- YEAR 2032 --------

-------- YEAR 2033 --------

-------- YEAR 2034 --------

-------- YEAR 2035 --------

-------- YEAR 2036 --------

-------- YEAR 2037 --------

-------- YEAR 2038 --------

-------- YEAR 2039 --------

-------- YEAR 2040 --------

THERMAL UNIT	28	GAVIN 2			
CAPACITY SEGMENTS		1	2	3	4
-------- YEAR 2011 --------					
UPPER SEG SPINNING RESERVE	%	100.00	100.00	100.00	100.00

-------- YEAR 2012 --------

-------- YEAR 2013 --------

-------- YEAR 2014 --------

-------- YEAR 2015 --------

-------- YEAR 2016 --------

-------- YEAR 2017 --------

-------- YEAR 2018 --------

-------- YEAR 2019 --------

-------- YEAR 2020 --------

-------- YEAR 2021 --------

-------- YEAR 2022 --------

-------- YEAR 2023 --------

-------- YEAR 2024 --------

-------- YEAR 2025 --------

NOTE: DATA DISPLAYED AFTER 2011 ONLY IF
VALUE CHANGED FROM PREVIOUS YEAR.

AEP EAST
GENERATION AND FUEL MODULE
INPUT SUMMARY REPORT

QUALIFIER = GAF.INPUT.THERMAL UNIT.

THERMAL UNIT	28	GAVIN	2			
CAPACITY SEGMENTS			1	2	3	4
-------- YEAR 2026 --------						
-------- YEAR 2027 --------						
-------- YEAR 2028 --------						
-------- YEAR 2029 --------						
-------- YEAR 2030 --------						
-------- YEAR 2031 --------						
-------- YEAR 2032 --------						
-------- YEAR 2033 --------						
-------- YEAR 2034 --------						
-------- YEAR 2035 --------						
-------- YEAR 2036 --------						
-------- YEAR 2037 --------						
-------- YEAR 2038 --------						
-------- YEAR 2039 --------						
-------- YEAR 2040 --------						
THERMAL UNIT	29	GLEN LYN	5			
CAPACITY SEGMENTS			1	2	3	4
-------- YEAR 2011 --------						
UPPER SEG SPINNING RESERVE	%		100.00	100.00	100.00	0.00
-------- YEAR 2012 --------						
-------- YEAR 2013 --------						
-------- YEAR 2014 --------						
-------- YEAR 2015 --------						
-------- YEAR 2016 --------						
-------- YEAR 2017 --------						
-------- YEAR 2018 --------						
-------- YEAR 2019 --------						
-------- YEAR 2020 --------						
-------- YEAR 2021 --------						
-------- YEAR 2022 --------						
-------- YEAR 2023 --------						
-------- YEAR 2024 --------						
-------- YEAR 2025 --------						
-------- YEAR 2026 --------						
-------- YEAR 2027 --------						
-------- YEAR 2028 --------						
-------- YEAR 2029 --------						
-------- YEAR 2030 --------						
-------- YEAR 2031 --------						
-------- YEAR 2032 --------						
-------- YEAR 2033 --------						
-------- YEAR 2034 --------						
-------- YEAR 2035 --------						
-------- YEAR 2036 --------						
-------- YEAR 2037 --------						
-------- YEAR 2038 --------						
-------- YEAR 2039 --------						
-------- YEAR 2040 --------						
THERMAL UNIT	30	GLEN LYN	6			
CAPACITY SEGMENTS			1	2	3	4

-------- YEAR 2011 --------					
UPPER SEG SPINNING RESERVE	%	100.00	100.00	100.00	0.00
-------- YEAR 2012 --------					
-------- YEAR 2013 --------					
-------- YEAR 2014 --------					
-------- YEAR 2015 --------					
-------- YEAR 2016 --------					
-------- YEAR 2017 --------					
-------- YEAR 2018 --------					
-------- YEAR 2019 --------					
-------- YEAR 2020 --------					
-------- YEAR 2021 --------					
-------- YEAR 2022 --------					
-------- YEAR 2023 --------					
-------- YEAR 2024 --------					
-------- YEAR 2025 --------					
-------- YEAR 2026 --------					
-------- YEAR 2027 --------					
-------- YEAR 2028 --------					
-------- YEAR 2029 --------					
-------- YEAR 2030 --------					
-------- YEAR 2031 --------					
-------- YEAR 2032 --------					
-------- YEAR 2033 --------					
-------- YEAR 2034 --------					
-------- YEAR 2035 --------					
-------- YEAR 2036 --------					
-------- YEAR 2037 --------					
-------- YEAR 2038 --------					
-------- YEAR 2039 --------					
-------- YEAR 2040 --------					

NOTE: DATA DISPLAYED AFTER 2011 ONLY IF
VALUE CHANGED FROM PREVIOUS YEAR.

AEP EAST
GENERATION AND FUEL MODULE
INPUT SUMMARY REPORT

QUALIFIER = GAF.INPUT.THERMAL UNIT.

THERMAL UNIT	33	KAMMER 1			
CAPACITY SEGMENTS		1	2	3	4
-------- YEAR 2011 --------					
UPPER SEG SPINNING RESERVE	%	100.00	100.00	100.00	0.00
-------- YEAR 2012 --------					
-------- YEAR 2013 --------					
-------- YEAR 2014 --------					
-------- YEAR 2015 --------					
-------- YEAR 2016 --------					
-------- YEAR 2017 --------					
-------- YEAR 2018 --------					
-------- YEAR 2019 --------					
-------- YEAR 2020 --------					
-------- YEAR 2021 --------					
-------- YEAR 2022 --------					
-------- YEAR 2023 --------					
-------- YEAR 2024 --------					
-------- YEAR 2025 --------					
-------- YEAR 2026 --------					
-------- YEAR 2027 --------					
-------- YEAR 2028 --------					
-------- YEAR 2029 --------					
-------- YEAR 2030 --------					
-------- YEAR 2031 --------					
-------- YEAR 2032 --------					
-------- YEAR 2033 --------					
-------- YEAR 2034 --------					
-------- YEAR 2035 --------					
-------- YEAR 2036 --------					
-------- YEAR 2037 --------					
-------- YEAR 2038 --------					
-------- YEAR 2039 --------					
-------- YEAR 2040 --------					

THERMAL UNIT	34	KAMMER 2			
CAPACITY SEGMENTS		1	2	3	4
-------- YEAR 2011 --------					
UPPER SEG SPINNING RESERVE	%	100.00	100.00	100.00	0.00
-------- YEAR 2012 --------					
-------- YEAR 2013 --------					
-------- YEAR 2014 --------					
-------- YEAR 2015 --------					
-------- YEAR 2016 --------					
-------- YEAR 2017 --------					
-------- YEAR 2018 --------					
-------- YEAR 2019 --------					
-------- YEAR 2020 --------					
-------- YEAR 2021 --------					
-------- YEAR 2022 --------					
-------- YEAR 2023 --------					
-------- YEAR 2024 --------					
-------- YEAR 2025 --------					
-------- YEAR 2026 --------					

-------- YEAR 2027 --------

-------- YEAR 2028 --------

-------- YEAR 2029 --------

-------- YEAR 2030 --------

-------- YEAR 2031 --------

-------- YEAR 2032 --------

-------- YEAR 2033 --------

-------- YEAR 2034 --------

-------- YEAR 2035 --------

-------- YEAR 2036 --------

-------- YEAR 2037 --------

-------- YEAR 2038 --------

-------- YEAR 2039 --------

-------- YEAR 2040 --------

THERMAL UNIT	35	KAMMER	3			
CAPACITY SEGMENTS			1	2	3	4
-------- YEAR 2011 --------						
UPPER SEG SPINNING RESERVE	%		100.00	100.00	100.00	0.00

-------- YEAR 2012 --------

-------- YEAR 2013 --------

-------- YEAR 2014 --------

-------- YEAR 2015 --------

-------- YEAR 2016 --------

-------- YEAR 2017 --------

-------- YEAR 2018 --------

-------- YEAR 2019 --------

-------- YEAR 2020 --------

-------- YEAR 2021 --------

-------- YEAR 2022 --------

-------- YEAR 2023 --------

-------- YEAR 2024 --------

-------- YEAR 2025 --------

NOTE: DATA DISPLAYED AFTER 2011 ONLY IF
VALUE CHANGED FROM PREVIOUS YEAR.

AEP EAST
GENERATION AND FUEL MODULE
INPUT SUMMARY REPORT

QUALIFIER = GAF.INPUT.THERMAL UNIT.

THERMAL UNIT	35	KAMMER	3			
CAPACITY SEGMENTS			1	2	3	4
-------- YEAR 2026 --------						
-------- YEAR 2027 --------						
-------- YEAR 2028 --------						
-------- YEAR 2029 --------						
-------- YEAR 2030 --------						
-------- YEAR 2031 --------						
-------- YEAR 2032 --------						
-------- YEAR 2033 --------						
-------- YEAR 2034 --------						
-------- YEAR 2035 --------						
-------- YEAR 2036 --------						
-------- YEAR 2037 --------						
-------- YEAR 2038 --------						
-------- YEAR 2039 --------						
-------- YEAR 2040 --------						
THERMAL UNIT	36	KANAWHA	1			
CAPACITY SEGMENTS			1	2	3	4
-------- YEAR 2011 --------						
UPPER SEG SPINNING RESERVE	%		100.00	100.00	100.00	0.00
-------- YEAR 2012 --------						
-------- YEAR 2013 --------						
-------- YEAR 2014 --------						
-------- YEAR 2015 --------						
-------- YEAR 2016 --------						
-------- YEAR 2017 --------						
-------- YEAR 2018 --------						
-------- YEAR 2019 --------						
-------- YEAR 2020 --------						
-------- YEAR 2021 --------						
-------- YEAR 2022 --------						
-------- YEAR 2023 --------						
-------- YEAR 2024 --------						
-------- YEAR 2025 --------						
-------- YEAR 2026 --------						
-------- YEAR 2027 --------						
-------- YEAR 2028 --------						
-------- YEAR 2029 --------						
-------- YEAR 2030 --------						
-------- YEAR 2031 --------						
-------- YEAR 2032 --------						
-------- YEAR 2033 --------						
-------- YEAR 2034 --------						
-------- YEAR 2035 --------						
-------- YEAR 2036 --------						
-------- YEAR 2037 --------						
-------- YEAR 2038 --------						
-------- YEAR 2039 --------						
-------- YEAR 2040 --------						
THERMAL UNIT	37	KANAWHA	2			
CAPACITY SEGMENTS			1	2	3	4

-------- YEAR 2011 --------					
UPPER SEG SPINNING RESERVE	%	100.00	100.00	100.00	0.00
-------- YEAR 2012 --------					
-------- YEAR 2013 --------					
-------- YEAR 2014 --------					
-------- YEAR 2015 --------					
-------- YEAR 2016 --------					
-------- YEAR 2017 --------					
-------- YEAR 2018 --------					
-------- YEAR 2019 --------					
-------- YEAR 2020 --------					
-------- YEAR 2021 --------					
-------- YEAR 2022 --------					
-------- YEAR 2023 --------					
-------- YEAR 2024 --------					
-------- YEAR 2025 --------					
-------- YEAR 2026 --------					
-------- YEAR 2027 --------					
-------- YEAR 2028 --------					
-------- YEAR 2029 --------					
-------- YEAR 2030 --------					
-------- YEAR 2031 --------					
-------- YEAR 2032 --------					
-------- YEAR 2033 --------					
-------- YEAR 2034 --------					
-------- YEAR 2035 --------					
-------- YEAR 2036 --------					
-------- YEAR 2037 --------					
-------- YEAR 2038 --------					
-------- YEAR 2039 --------					
-------- YEAR 2040 --------					

NOTE: DATA DISPLAYED AFTER 2011 ONLY IF
VALUE CHANGED FROM PREVIOUS YEAR.

AEP EAST
GENERATION AND FUEL MODULE
INPUT SUMMARY REPORT

QUALIFIER = GAF.INPUT.THERMAL UNIT.

THERMAL UNIT	38	KYGER 1			
CAPACITY SEGMENTS		1	2	3	4
-------- YEAR 2011 --------					
UPPER SEG SPINNING RESERVE	%	100.00	100.00	100.00	0.00
-------- YEAR 2012 --------					
-------- YEAR 2013 --------					
-------- YEAR 2014 --------					
-------- YEAR 2015 --------					
-------- YEAR 2016 --------					
-------- YEAR 2017 --------					
-------- YEAR 2018 --------					
-------- YEAR 2019 --------					
-------- YEAR 2020 --------					
-------- YEAR 2021 --------					
-------- YEAR 2022 --------					
-------- YEAR 2023 --------					
-------- YEAR 2024 --------					
-------- YEAR 2025 --------					
-------- YEAR 2026 --------					
-------- YEAR 2027 --------					
-------- YEAR 2028 --------					
-------- YEAR 2029 --------					
-------- YEAR 2030 --------					
-------- YEAR 2031 --------					
-------- YEAR 2032 --------					
-------- YEAR 2033 --------					
-------- YEAR 2034 --------					
-------- YEAR 2035 --------					
-------- YEAR 2036 --------					
-------- YEAR 2037 --------					
-------- YEAR 2038 --------					
-------- YEAR 2039 --------					
-------- YEAR 2040 --------					

THERMAL UNIT	39	KYGER 2			
CAPACITY SEGMENTS		1	2	3	4
-------- YEAR 2011 --------					
UPPER SEG SPINNING RESERVE	%	100.00	100.00	100.00	0.00
-------- YEAR 2012 --------					
-------- YEAR 2013 --------					
-------- YEAR 2014 --------					
-------- YEAR 2015 --------					
-------- YEAR 2016 --------					
-------- YEAR 2017 --------					
-------- YEAR 2018 --------					
-------- YEAR 2019 --------					
-------- YEAR 2020 --------					
-------- YEAR 2021 --------					
-------- YEAR 2022 --------					
-------- YEAR 2023 --------					
-------- YEAR 2024 --------					
-------- YEAR 2025 --------					
-------- YEAR 2026 --------					

-------- YEAR 2027 --------

-------- YEAR 2028 --------

-------- YEAR 2029 --------

-------- YEAR 2030 --------

-------- YEAR 2031 --------

-------- YEAR 2032 --------

-------- YEAR 2033 --------

-------- YEAR 2034 --------

-------- YEAR 2035 --------

-------- YEAR 2036 --------

-------- YEAR 2037 --------

-------- YEAR 2038 --------

-------- YEAR 2039 --------

-------- YEAR 2040 --------

THERMAL UNIT	40	KYGER	3			
CAPACITY SEGMENTS			1	2	3	4
-------- YEAR 2011 --------						
UPPER SEG SPINNING RESERVE	%		100.00	100.00	100.00	0.00

-------- YEAR 2012 --------

-------- YEAR 2013 --------

-------- YEAR 2014 --------

-------- YEAR 2015 --------

-------- YEAR 2016 --------

-------- YEAR 2017 --------

-------- YEAR 2018 --------

-------- YEAR 2019 --------

-------- YEAR 2020 --------

-------- YEAR 2021 --------

-------- YEAR 2022 --------

-------- YEAR 2023 --------

-------- YEAR 2024 --------

-------- YEAR 2025 --------

NOTE: DATA DISPLAYED AFTER 2011 ONLY IF
VALUE CHANGED FROM PREVIOUS YEAR.

AEP EAST
GENERATION AND FUEL MODULE
INPUT SUMMARY REPORT

QUALIFIER = GAF.INPUT.THERMAL UNIT.

THERMAL UNIT	40	KYGER	3			
CAPACITY SEGMENTS			1	2	3	4
-------- YEAR 2026 --------						
-------- YEAR 2027 --------						
-------- YEAR 2028 --------						
-------- YEAR 2029 --------						
-------- YEAR 2030 --------						
-------- YEAR 2031 --------						
-------- YEAR 2032 --------						
-------- YEAR 2033 --------						
-------- YEAR 2034 --------						
-------- YEAR 2035 --------						
-------- YEAR 2036 --------						
-------- YEAR 2037 --------						
-------- YEAR 2038 --------						
-------- YEAR 2039 --------						
-------- YEAR 2040 --------						

THERMAL UNIT	41	KYGER	4			
CAPACITY SEGMENTS			1	2	3	4
-------- YEAR 2011 --------						
UPPER SEG SPINNING RESERVE	%		100.00	100.00	100.00	0.00
-------- YEAR 2012 --------						
-------- YEAR 2013 --------						
-------- YEAR 2014 --------						
-------- YEAR 2015 --------						
-------- YEAR 2016 --------						
-------- YEAR 2017 --------						
-------- YEAR 2018 --------						
-------- YEAR 2019 --------						
-------- YEAR 2020 --------						
-------- YEAR 2021 --------						
-------- YEAR 2022 --------						
-------- YEAR 2023 --------						
-------- YEAR 2024 --------						
-------- YEAR 2025 --------						
-------- YEAR 2026 --------						
-------- YEAR 2027 --------						
-------- YEAR 2028 --------						
-------- YEAR 2029 --------						
-------- YEAR 2030 --------						
-------- YEAR 2031 --------						
-------- YEAR 2032 --------						
-------- YEAR 2033 --------						
-------- YEAR 2034 --------						
-------- YEAR 2035 --------						
-------- YEAR 2036 --------						
-------- YEAR 2037 --------						
-------- YEAR 2038 --------						
-------- YEAR 2039 --------						
-------- YEAR 2040 --------						

THERMAL UNIT	42	KYGER	5			
CAPACITY SEGMENTS			1	2	3	4

-------- YEAR 2011 --------

UPPER SEG SPINNING RESERVE	%	100.00	100.00	100.00	0.00

-------- YEAR 2012 --------

-------- YEAR 2013 --------

-------- YEAR 2014 --------

-------- YEAR 2015 --------

-------- YEAR 2016 --------

-------- YEAR 2017 --------

-------- YEAR 2018 --------

-------- YEAR 2019 --------

-------- YEAR 2020 --------

-------- YEAR 2021 --------

-------- YEAR 2022 --------

-------- YEAR 2023 --------

-------- YEAR 2024 --------

-------- YEAR 2025 --------

-------- YEAR 2026 --------

-------- YEAR 2027 --------

-------- YEAR 2028 --------

-------- YEAR 2029 --------

-------- YEAR 2030 --------

-------- YEAR 2031 --------

-------- YEAR 2032 --------

-------- YEAR 2033 --------

-------- YEAR 2034 --------

-------- YEAR 2035 --------

-------- YEAR 2036 --------

-------- YEAR 2037 --------

-------- YEAR 2038 --------

-------- YEAR 2039 --------

-------- YEAR 2040 --------

NOTE: DATA DISPLAYED AFTER 2011 ONLY IF
VALUE CHANGED FROM PREVIOUS YEAR.

AEP EAST
GENERATION AND FUEL MODULE
INPUT SUMMARY REPORT

QUALIFIER = GAF.INPUT.THERMAL UNIT.

THERMAL UNIT	43	MITCHELL 1			
CAPACITY SEGMENTS		1	2	3	4
-------- YEAR 2011 --------					
UPPER SEG SPINNING RESERVE	%	100.00	100.00	100.00	100.00
-------- YEAR 2012 --------					
-------- YEAR 2013 --------					
-------- YEAR 2014 --------					
-------- YEAR 2015 --------					
-------- YEAR 2016 --------					
-------- YEAR 2017 --------					
-------- YEAR 2018 --------					
-------- YEAR 2019 --------					
-------- YEAR 2020 --------					
-------- YEAR 2021 --------					
-------- YEAR 2022 --------					
-------- YEAR 2023 --------					
-------- YEAR 2024 --------					
-------- YEAR 2025 --------					
-------- YEAR 2026 --------					
-------- YEAR 2027 --------					
-------- YEAR 2028 --------					
-------- YEAR 2029 --------					
-------- YEAR 2030 --------					
-------- YEAR 2031 --------					
-------- YEAR 2032 --------					
-------- YEAR 2033 --------					
-------- YEAR 2034 --------					
-------- YEAR 2035 --------					
-------- YEAR 2036 --------					
-------- YEAR 2037 --------					
-------- YEAR 2038 --------					
-------- YEAR 2039 --------					
-------- YEAR 2040 --------					

THERMAL UNIT	44	MITCHELL 2			
CAPACITY SEGMENTS		1	2	3	4
-------- YEAR 2011 --------					
UPPER SEG SPINNING RESERVE	%	100.00	100.00	100.00	100.00
-------- YEAR 2012 --------					
-------- YEAR 2013 --------					
-------- YEAR 2014 --------					
-------- YEAR 2015 --------					
-------- YEAR 2016 --------					
-------- YEAR 2017 --------					
-------- YEAR 2018 --------					
-------- YEAR 2019 --------					
-------- YEAR 2020 --------					
-------- YEAR 2021 --------					
-------- YEAR 2022 --------					
-------- YEAR 2023 --------					
-------- YEAR 2024 --------					
-------- YEAR 2025 --------					
-------- YEAR 2026 --------					

-------- YEAR 2027 --------

-------- YEAR 2028 --------

-------- YEAR 2029 --------

-------- YEAR 2030 --------

-------- YEAR 2031 --------

-------- YEAR 2032 --------

-------- YEAR 2033 --------

-------- YEAR 2034 --------

-------- YEAR 2035 --------

-------- YEAR 2036 --------

-------- YEAR 2037 --------

-------- YEAR 2038 --------

-------- YEAR 2039 --------

-------- YEAR 2040 --------

THERMAL UNIT	45	MOUNT_ER 1			
CAPACITY SEGMENTS		1	2	3	4
-------- YEAR 2011 --------					
UPPER SEG SPINNING RESERVE	%	100.00	100.00	100.00	100.00

-------- YEAR 2012 --------

-------- YEAR 2013 --------

-------- YEAR 2014 --------

-------- YEAR 2015 --------

-------- YEAR 2016 --------

-------- YEAR 2017 --------

-------- YEAR 2018 --------

-------- YEAR 2019 --------

-------- YEAR 2020 --------

-------- YEAR 2021 --------

-------- YEAR 2022 --------

-------- YEAR 2023 --------

-------- YEAR 2024 --------

-------- YEAR 2025 --------

NOTE: DATA DISPLAYED AFTER 2011 ONLY IF
VALUE CHANGED FROM PREVIOUS YEAR.

AEP EAST
GENERATION AND FUEL MODULE
INPUT SUMMARY REPORT

QUALIFIER = GAF.INPUT.THERMAL UNIT.

THERMAL UNIT	45	MOUNT_ER	1			
CAPACITY SEGMENTS			1	2	3	4
-------- YEAR 2026 --------						
-------- YEAR 2027 --------						
-------- YEAR 2028 --------						
-------- YEAR 2029 --------						
-------- YEAR 2030 --------						
-------- YEAR 2031 --------						
-------- YEAR 2032 --------						
-------- YEAR 2033 --------						
-------- YEAR 2034 --------						
-------- YEAR 2035 --------						
-------- YEAR 2036 --------						
-------- YEAR 2037 --------						
-------- YEAR 2038 --------						
-------- YEAR 2039 --------						
-------- YEAR 2040 --------						
THERMAL UNIT	46	MUSK RVR	1			
CAPACITY SEGMENTS			1	2	3	4
-------- YEAR 2011 --------						
UPPER SEG SPINNING RESERVE	%		100.00	100.00	100.00	0.00
-------- YEAR 2012 --------						
-------- YEAR 2013 --------						
-------- YEAR 2014 --------						
-------- YEAR 2015 --------						
-------- YEAR 2016 --------						
-------- YEAR 2017 --------						
-------- YEAR 2018 --------						
-------- YEAR 2019 --------						
-------- YEAR 2020 --------						
-------- YEAR 2021 --------						
-------- YEAR 2022 --------						
-------- YEAR 2023 --------						
-------- YEAR 2024 --------						
-------- YEAR 2025 --------						
-------- YEAR 2026 --------						
-------- YEAR 2027 --------						
-------- YEAR 2028 --------						
-------- YEAR 2029 --------						
-------- YEAR 2030 --------						
-------- YEAR 2031 --------						
-------- YEAR 2032 --------						
-------- YEAR 2033 --------						
-------- YEAR 2034 --------						
-------- YEAR 2035 --------						
-------- YEAR 2036 --------						
-------- YEAR 2037 --------						
-------- YEAR 2038 --------						
-------- YEAR 2039 --------						
-------- YEAR 2040 --------						
THERMAL UNIT	47	MUSK RVR	2			
CAPACITY SEGMENTS			1	2	3	4

-------- YEAR 2011 --------

UPPER SEG SPINNING RESERVE	%	100.00	100.00	100.00	0.00

-------- YEAR 2012 --------

-------- YEAR 2013 --------

-------- YEAR 2014 --------

-------- YEAR 2015 --------

-------- YEAR 2016 --------

-------- YEAR 2017 --------

-------- YEAR 2018 --------

-------- YEAR 2019 --------

-------- YEAR 2020 --------

-------- YEAR 2021 --------

-------- YEAR 2022 --------

-------- YEAR 2023 --------

-------- YEAR 2024 --------

-------- YEAR 2025 --------

-------- YEAR 2026 --------

-------- YEAR 2027 --------

-------- YEAR 2028 --------

-------- YEAR 2029 --------

-------- YEAR 2030 --------

-------- YEAR 2031 --------

-------- YEAR 2032 --------

-------- YEAR 2033 --------

-------- YEAR 2034 --------

-------- YEAR 2035 --------

-------- YEAR 2036 --------

-------- YEAR 2037 --------

-------- YEAR 2038 --------

-------- YEAR 2039 --------

-------- YEAR 2040 --------

NOTE: DATA DISPLAYED AFTER 2011 ONLY IF
VALUE CHANGED FROM PREVIOUS YEAR.

AEP EAST
GENERATION AND FUEL MODULE
INPUT SUMMARY REPORT

QUALIFIER = GAF.INPUT.THERMAL UNIT.

THERMAL UNIT	48	MUSK RVR 3			
CAPACITY SEGMENTS		1	2	3	4
-------- YEAR 2011 --------					
UPPER SEG SPINNING RESERVE	%	100.00	100.00	100.00	0.00
-------- YEAR 2012 --------					
-------- YEAR 2013 --------					
-------- YEAR 2014 --------					
-------- YEAR 2015 --------					
-------- YEAR 2016 --------					
-------- YEAR 2017 --------					
-------- YEAR 2018 --------					
-------- YEAR 2019 --------					
-------- YEAR 2020 --------					
-------- YEAR 2021 --------					
-------- YEAR 2022 --------					
-------- YEAR 2023 --------					
-------- YEAR 2024 --------					
-------- YEAR 2025 --------					
-------- YEAR 2026 --------					
-------- YEAR 2027 --------					
-------- YEAR 2028 --------					
-------- YEAR 2029 --------					
-------- YEAR 2030 --------					
-------- YEAR 2031 --------					
-------- YEAR 2032 --------					
-------- YEAR 2033 --------					
-------- YEAR 2034 --------					
-------- YEAR 2035 --------					
-------- YEAR 2036 --------					
-------- YEAR 2037 --------					
-------- YEAR 2038 --------					
-------- YEAR 2039 --------					
-------- YEAR 2040 --------					

THERMAL UNIT	49	MUSK RVR 4			
CAPACITY SEGMENTS		1	2	3	4
-------- YEAR 2011 --------					
UPPER SEG SPINNING RESERVE	%	100.00	100.00	100.00	0.00
-------- YEAR 2012 --------					
-------- YEAR 2013 --------					
-------- YEAR 2014 --------					
-------- YEAR 2015 --------					
-------- YEAR 2016 --------					
-------- YEAR 2017 --------					
-------- YEAR 2018 --------					
-------- YEAR 2019 --------					
-------- YEAR 2020 --------					
-------- YEAR 2021 --------					
-------- YEAR 2022 --------					
-------- YEAR 2023 --------					
-------- YEAR 2024 --------					
-------- YEAR 2025 --------					
-------- YEAR 2026 --------					

-------- YEAR 2027 --------

-------- YEAR 2028 --------

-------- YEAR 2029 --------

-------- YEAR 2030 --------

-------- YEAR 2031 --------

-------- YEAR 2032 --------

-------- YEAR 2033 --------

-------- YEAR 2034 --------

-------- YEAR 2035 --------

-------- YEAR 2036 --------

-------- YEAR 2037 --------

-------- YEAR 2038 --------

-------- YEAR 2039 --------

-------- YEAR 2040 --------

THERMAL UNIT	50	MUSK RVR 5			
CAPACITY SEGMENTS		1	2	3	4
-------- YEAR 2011 --------					
UPPER SEG SPINNING RESERVE	%	100.00	100.00	100.00	0.00

-------- YEAR 2012 --------

-------- YEAR 2013 --------

-------- YEAR 2014 --------

-------- YEAR 2015 --------

-------- YEAR 2016 --------

-------- YEAR 2017 --------

-------- YEAR 2018 --------

-------- YEAR 2019 --------

-------- YEAR 2020 --------

-------- YEAR 2021 --------

-------- YEAR 2022 --------

-------- YEAR 2023 --------

-------- YEAR 2024 --------

-------- YEAR 2025 --------

NOTE: DATA DISPLAYED AFTER 2011 ONLY IF
VALUE CHANGED FROM PREVIOUS YEAR.

AEP EAST
GENERATION AND FUEL MODULE
INPUT SUMMARY REPORT

QUALIFIER = GAF.INPUT.THERMAL UNIT.

THERMAL UNIT	50	MUSK RVR	5			
CAPACITY SEGMENTS			1	2	3	4
-------- YEAR 2026 --------						
-------- YEAR 2027 --------						
-------- YEAR 2028 --------						
-------- YEAR 2029 --------						
-------- YEAR 2030 --------						
-------- YEAR 2031 --------						
-------- YEAR 2032 --------						
-------- YEAR 2033 --------						
-------- YEAR 2034 --------						
-------- YEAR 2035 --------						
-------- YEAR 2036 --------						
-------- YEAR 2037 --------						
-------- YEAR 2038 --------						
-------- YEAR 2039 --------						
-------- YEAR 2040 --------						
THERMAL UNIT	51	P SPORN	1			
CAPACITY SEGMENTS			1	2	3	4
-------- YEAR 2011 --------						
UPPER SEG SPINNING RESERVE	%		100.00	100.00	100.00	0.00
-------- YEAR 2012 --------						
-------- YEAR 2013 --------						
-------- YEAR 2014 --------						
-------- YEAR 2015 --------						
-------- YEAR 2016 --------						
-------- YEAR 2017 --------						
-------- YEAR 2018 --------						
-------- YEAR 2019 --------						
-------- YEAR 2020 --------						
-------- YEAR 2021 --------						
-------- YEAR 2022 --------						
-------- YEAR 2023 --------						
-------- YEAR 2024 --------						
-------- YEAR 2025 --------						
-------- YEAR 2026 --------						
-------- YEAR 2027 --------						
-------- YEAR 2028 --------						
-------- YEAR 2029 --------						
-------- YEAR 2030 --------						
-------- YEAR 2031 --------						
-------- YEAR 2032 --------						
-------- YEAR 2033 --------						
-------- YEAR 2034 --------						
-------- YEAR 2035 --------						
-------- YEAR 2036 --------						
-------- YEAR 2037 --------						
-------- YEAR 2038 --------						
-------- YEAR 2039 --------						
-------- YEAR 2040 --------						
THERMAL UNIT	52	P SPORN	2			
CAPACITY SEGMENTS			1	2	3	4

-------- YEAR 2011 --------

UPPER SEG SPINNING RESERVE	%	100.00	100.00	100.00	0.00

-------- YEAR 2012 --------

-------- YEAR 2013 --------

-------- YEAR 2014 --------

-------- YEAR 2015 --------

-------- YEAR 2016 --------

-------- YEAR 2017 --------

-------- YEAR 2018 --------

-------- YEAR 2019 --------

-------- YEAR 2020 --------

-------- YEAR 2021 --------

-------- YEAR 2022 --------

-------- YEAR 2023 --------

-------- YEAR 2024 --------

-------- YEAR 2025 --------

-------- YEAR 2026 --------

-------- YEAR 2027 --------

-------- YEAR 2028 --------

-------- YEAR 2029 --------

-------- YEAR 2030 --------

-------- YEAR 2031 --------

-------- YEAR 2032 --------

-------- YEAR 2033 --------

-------- YEAR 2034 --------

-------- YEAR 2035 --------

-------- YEAR 2036 --------

-------- YEAR 2037 --------

-------- YEAR 2038 --------

-------- YEAR 2039 --------

-------- YEAR 2040 --------

NOTE: DATA DISPLAYED AFTER 2011 ONLY IF
VALUE CHANGED FROM PREVIOUS YEAR.

AEP EAST
GENERATION AND FUEL MODULE
INPUT SUMMARY REPORT

QUALIFIER = GAF.INPUT.THERMAL UNIT.

THERMAL UNIT 53 P SPORN 3 CAPACITY SEGMENTS		1	2	3	4
-------- YEAR 2011 --------					
UPPER SEG SPINNING RESERVE	%	100.00	100.00	100.00	0.00
-------- YEAR 2012 --------					
-------- YEAR 2013 --------					
-------- YEAR 2014 --------					
-------- YEAR 2015 --------					
-------- YEAR 2016 --------					
-------- YEAR 2017 --------					
-------- YEAR 2018 --------					
-------- YEAR 2019 --------					
-------- YEAR 2020 --------					
-------- YEAR 2021 --------					
-------- YEAR 2022 --------					
-------- YEAR 2023 --------					
-------- YEAR 2024 --------					
-------- YEAR 2025 --------					
-------- YEAR 2026 --------					
-------- YEAR 2027 --------					
-------- YEAR 2028 --------					
-------- YEAR 2029 --------					
-------- YEAR 2030 --------					
-------- YEAR 2031 --------					
-------- YEAR 2032 --------					
-------- YEAR 2033 --------					
-------- YEAR 2034 --------					
-------- YEAR 2035 --------					
-------- YEAR 2036 --------					
-------- YEAR 2037 --------					
-------- YEAR 2038 --------					
-------- YEAR 2039 --------					
-------- YEAR 2040 --------					

THERMAL UNIT 54 P SPORN 4 CAPACITY SEGMENTS		1	2	3	4
-------- YEAR 2011 --------					
UPPER SEG SPINNING RESERVE	%	100.00	100.00	100.00	0.00
-------- YEAR 2012 --------					
-------- YEAR 2013 --------					
-------- YEAR 2014 --------					
-------- YEAR 2015 --------					
-------- YEAR 2016 --------					
-------- YEAR 2017 --------					
-------- YEAR 2018 --------					
-------- YEAR 2019 --------					
-------- YEAR 2020 --------					
-------- YEAR 2021 --------					
-------- YEAR 2022 --------					
-------- YEAR 2023 --------					
-------- YEAR 2024 --------					
-------- YEAR 2025 --------					
-------- YEAR 2026 --------					

-------- YEAR 2027 --------

-------- YEAR 2028 --------

-------- YEAR 2029 --------

-------- YEAR 2030 --------

-------- YEAR 2031 --------

-------- YEAR 2032 --------

-------- YEAR 2033 --------

-------- YEAR 2034 --------

-------- YEAR 2035 --------

-------- YEAR 2036 --------

-------- YEAR 2037 --------

-------- YEAR 2038 --------

-------- YEAR 2039 --------

-------- YEAR 2040 --------

THERMAL UNIT	55	P SPORN	5			
CAPACITY SEGMENTS			1	2	3	4
-------- YEAR 2011 --------						
UPPER SEG SPINNING RESERVE	%		100.00	100.00	100.00	0.00

-------- YEAR 2012 --------

-------- YEAR 2013 --------

-------- YEAR 2014 --------

-------- YEAR 2015 --------

-------- YEAR 2016 --------

-------- YEAR 2017 --------

-------- YEAR 2018 --------

-------- YEAR 2019 --------

-------- YEAR 2020 --------

-------- YEAR 2021 --------

-------- YEAR 2022 --------

-------- YEAR 2023 --------

-------- YEAR 2024 --------

-------- YEAR 2025 --------

NOTE: DATA DISPLAYED AFTER 2011 ONLY IF
VALUE CHANGED FROM PREVIOUS YEAR.

AEP EAST
GENERATION AND FUEL MODULE
INPUT SUMMARY REPORT

QUALIFIER = GAF.INPUT.THERMAL UNIT.

THERMAL UNIT 55 P SPORN 5
CAPACITY SEGMENTS 1 2 3 4

-------- YEAR 2026 --------

-------- YEAR 2027 --------

-------- YEAR 2028 --------

-------- YEAR 2029 --------

-------- YEAR 2030 --------

-------- YEAR 2031 --------

-------- YEAR 2032 --------

-------- YEAR 2033 --------

-------- YEAR 2034 --------

-------- YEAR 2035 --------

-------- YEAR 2036 --------

-------- YEAR 2037 --------

-------- YEAR 2038 --------

-------- YEAR 2039 --------

-------- YEAR 2040 --------

THERMAL UNIT 56 PICWAY 5
CAPACITY SEGMENTS 1 2 3 4

-------- YEAR 2011 --------
UPPER SEG SPINNING RESERVE % 100.00 100.00 100.00 0.00

-------- YEAR 2012 --------

-------- YEAR 2013 --------

-------- YEAR 2014 --------

-------- YEAR 2015 --------

-------- YEAR 2016 --------

-------- YEAR 2017 --------

-------- YEAR 2018 --------

-------- YEAR 2019 --------

-------- YEAR 2020 --------

-------- YEAR 2021 --------

-------- YEAR 2022 --------

-------- YEAR 2023 --------

-------- YEAR 2024 --------

-------- YEAR 2025 --------

-------- YEAR 2026 --------

-------- YEAR 2027 --------

-------- YEAR 2028 --------

-------- YEAR 2029 --------

-------- YEAR 2030 --------

-------- YEAR 2031 --------

-------- YEAR 2032 --------

-------- YEAR 2033 --------

-------- YEAR 2034 --------

-------- YEAR 2035 --------

-------- YEAR 2036 --------

-------- YEAR 2037 --------

-------- YEAR 2038 --------

-------- YEAR 2039 --------

-------- YEAR 2040 --------

THERMAL UNIT 57 RPRET_IM 1
CAPACITY SEGMENTS 1 2 3 4

-------- YEAR 2011 --------					
UPPER SEG SPINNING RESERVE	%	100.00	100.00	100.00	100.00
-------- YEAR 2012 --------					
-------- YEAR 2013 --------					
-------- YEAR 2014 --------					
-------- YEAR 2015 --------					
-------- YEAR 2016 --------					
-------- YEAR 2017 --------					
-------- YEAR 2018 --------					
-------- YEAR 2019 --------					
-------- YEAR 2020 --------					
-------- YEAR 2021 --------					
-------- YEAR 2022 --------					
-------- YEAR 2023 --------					
-------- YEAR 2024 --------					
-------- YEAR 2025 --------					
-------- YEAR 2026 --------					
-------- YEAR 2027 --------					
-------- YEAR 2028 --------					
-------- YEAR 2029 --------					
-------- YEAR 2030 --------					
-------- YEAR 2031 --------					
-------- YEAR 2032 --------					
-------- YEAR 2033 --------					
-------- YEAR 2034 --------					
-------- YEAR 2035 --------					
-------- YEAR 2036 --------					
-------- YEAR 2037 --------					
-------- YEAR 2038 --------					
-------- YEAR 2039 --------					
-------- YEAR 2040 --------					

NOTE: DATA DISPLAYED AFTER 2011 ONLY IF
VALUE CHANGED FROM PREVIOUS YEAR.

AEP EAST
GENERATION AND FUEL MODULE
INPUT SUMMARY REPORT

QUALIFIER = GAF.INPUT.THERMAL UNIT.

THERMAL UNIT	58	RPRUN_IM 1			
CAPACITY SEGMENTS		1	2	3	4
-------- YEAR 2011 --------					
UPPER SEG SPINNING RESERVE	%	100.00	100.00	100.00	100.00
-------- YEAR 2012 --------					
-------- YEAR 2013 --------					
-------- YEAR 2014 --------					
-------- YEAR 2015 --------					
-------- YEAR 2016 --------					
-------- YEAR 2017 --------					
-------- YEAR 2018 --------					
-------- YEAR 2019 --------					
-------- YEAR 2020 --------					
-------- YEAR 2021 --------					
-------- YEAR 2022 --------					
-------- YEAR 2023 --------					
-------- YEAR 2024 --------					
-------- YEAR 2025 --------					
-------- YEAR 2026 --------					
-------- YEAR 2027 --------					
-------- YEAR 2028 --------					
-------- YEAR 2029 --------					
-------- YEAR 2030 --------					
-------- YEAR 2031 --------					
-------- YEAR 2032 --------					
-------- YEAR 2033 --------					
-------- YEAR 2034 --------					
-------- YEAR 2035 --------					
-------- YEAR 2036 --------					
-------- YEAR 2037 --------					
-------- YEAR 2038 --------					
-------- YEAR 2039 --------					
-------- YEAR 2040 --------					

THERMAL UNIT	59	ROCKP_IM 2			
CAPACITY SEGMENTS		1	2	3	4
-------- YEAR 2011 --------					
UPPER SEG SPINNING RESERVE	%	100.00	100.00	100.00	100.00
-------- YEAR 2012 --------					
-------- YEAR 2013 --------					
-------- YEAR 2014 --------					
-------- YEAR 2015 --------					
-------- YEAR 2016 --------					
-------- YEAR 2017 --------					
-------- YEAR 2018 --------					
-------- YEAR 2019 --------					
-------- YEAR 2020 --------					
-------- YEAR 2021 --------					
-------- YEAR 2022 --------					
-------- YEAR 2023 --------					
-------- YEAR 2024 --------					
-------- YEAR 2025 --------					
-------- YEAR 2026 --------					

-------- YEAR 2027 --------

-------- YEAR 2028 --------

-------- YEAR 2029 --------

-------- YEAR 2030 --------

-------- YEAR 2031 --------

-------- YEAR 2032 --------

-------- YEAR 2033 --------

-------- YEAR 2034 --------

-------- YEAR 2035 --------

-------- YEAR 2036 --------

-------- YEAR 2037 --------

-------- YEAR 2038 --------

-------- YEAR 2039 --------

-------- YEAR 2040 --------

THERMAL UNIT	61	STUART	1			
CAPACITY SEGMENTS			1	2	3	4
-------- YEAR 2011 --------						
UPPER SEG SPINNING RESERVE	%		100.00	100.00	100.00	0.00

-------- YEAR 2012 --------

-------- YEAR 2013 --------

-------- YEAR 2014 --------

-------- YEAR 2015 --------

-------- YEAR 2016 --------

-------- YEAR 2017 --------

-------- YEAR 2018 --------

-------- YEAR 2019 --------

-------- YEAR 2020 --------

-------- YEAR 2021 --------

-------- YEAR 2022 --------

-------- YEAR 2023 --------

-------- YEAR 2024 --------

-------- YEAR 2025 --------

NOTE: DATA DISPLAYED AFTER 2011 ONLY IF
VALUE CHANGED FROM PREVIOUS YEAR.

AEP EAST
GENERATION AND FUEL MODULE
INPUT SUMMARY REPORT

QUALIFIER = GAF.INPUT.THERMAL UNIT.

THERMAL UNIT	61	STUART	1			
CAPACITY SEGMENTS			1	2	3	4
-------- YEAR 2026 --------						
-------- YEAR 2027 --------						
-------- YEAR 2028 --------						
-------- YEAR 2029 --------						
-------- YEAR 2030 --------						
-------- YEAR 2031 --------						
-------- YEAR 2032 --------						
-------- YEAR 2033 --------						
-------- YEAR 2034 --------						
-------- YEAR 2035 --------						
-------- YEAR 2036 --------						
-------- YEAR 2037 --------						
-------- YEAR 2038 --------						
-------- YEAR 2039 --------						
-------- YEAR 2040 --------						

THERMAL UNIT	62	STUART	2			
CAPACITY SEGMENTS			1	2	3	4
-------- YEAR 2011 --------						
UPPER SEG SPINNING RESERVE	%		100.00	100.00	100.00	0.00
-------- YEAR 2012 --------						
-------- YEAR 2013 --------						
-------- YEAR 2014 --------						
-------- YEAR 2015 --------						
-------- YEAR 2016 --------						
-------- YEAR 2017 --------						
-------- YEAR 2018 --------						
-------- YEAR 2019 --------						
-------- YEAR 2020 --------						
-------- YEAR 2021 --------						
-------- YEAR 2022 --------						
-------- YEAR 2023 --------						
-------- YEAR 2024 --------						
-------- YEAR 2025 --------						
-------- YEAR 2026 --------						
-------- YEAR 2027 --------						
-------- YEAR 2028 --------						
-------- YEAR 2029 --------						
-------- YEAR 2030 --------						
-------- YEAR 2031 --------						
-------- YEAR 2032 --------						
-------- YEAR 2033 --------						
-------- YEAR 2034 --------						
-------- YEAR 2035 --------						
-------- YEAR 2036 --------						
-------- YEAR 2037 --------						
-------- YEAR 2038 --------						
-------- YEAR 2039 --------						
-------- YEAR 2040 --------						

THERMAL UNIT	63	STUART	3			
CAPACITY SEGMENTS			1	2	3	4

-------- YEAR 2011 --------					
UPPER SEG SPINNING RESERVE	%	100.00	100.00	100.00	0.00
-------- YEAR 2012 --------					
-------- YEAR 2013 --------					
-------- YEAR 2014 --------					
-------- YEAR 2015 --------					
-------- YEAR 2016 --------					
-------- YEAR 2017 --------					
-------- YEAR 2018 --------					
-------- YEAR 2019 --------					
-------- YEAR 2020 --------					
-------- YEAR 2021 --------					
-------- YEAR 2022 --------					
-------- YEAR 2023 --------					
-------- YEAR 2024 --------					
-------- YEAR 2025 --------					
-------- YEAR 2026 --------					
-------- YEAR 2027 --------					
-------- YEAR 2028 --------					
-------- YEAR 2029 --------					
-------- YEAR 2030 --------					
-------- YEAR 2031 --------					
-------- YEAR 2032 --------					
-------- YEAR 2033 --------					
-------- YEAR 2034 --------					
-------- YEAR 2035 --------					
-------- YEAR 2036 --------					
-------- YEAR 2037 --------					
-------- YEAR 2038 --------					
-------- YEAR 2039 --------					
-------- YEAR 2040 --------					

NOTE: DATA DISPLAYED AFTER 2011 ONLY IF
VALUE CHANGED FROM PREVIOUS YEAR.

AEP EAST
GENERATION AND FUEL MODULE
INPUT SUMMARY REPORT

QUALIFIER = GAF.INPUT.THERMAL UNIT.

THERMAL UNIT	64	STUART 4			
CAPACITY SEGMENTS		1	2	3	4
-------- YEAR 2011 --------					
UPPER SEG SPINNING RESERVE	%	100.00	100.00	100.00	0.00
-------- YEAR 2012 --------					
-------- YEAR 2013 --------					
-------- YEAR 2014 --------					
-------- YEAR 2015 --------					
-------- YEAR 2016 --------					
-------- YEAR 2017 --------					
-------- YEAR 2018 --------					
-------- YEAR 2019 --------					
-------- YEAR 2020 --------					
-------- YEAR 2021 --------					
-------- YEAR 2022 --------					
-------- YEAR 2023 --------					
-------- YEAR 2024 --------					
-------- YEAR 2025 --------					
-------- YEAR 2026 --------					
-------- YEAR 2027 --------					
-------- YEAR 2028 --------					
-------- YEAR 2029 --------					
-------- YEAR 2030 --------					
-------- YEAR 2031 --------					
-------- YEAR 2032 --------					
-------- YEAR 2033 --------					
-------- YEAR 2034 --------					
-------- YEAR 2035 --------					
-------- YEAR 2036 --------					
-------- YEAR 2037 --------					
-------- YEAR 2038 --------					
-------- YEAR 2039 --------					
-------- YEAR 2040 --------					

THERMAL UNIT	65	AMOS_AP 3			
CAPACITY SEGMENTS		1	2	3	4
-------- YEAR 2011 --------					
UPPER SEG SPINNING RESERVE	%	100.00	100.00	100.00	100.00
-------- YEAR 2012 --------					
-------- YEAR 2013 --------					
-------- YEAR 2014 --------					
-------- YEAR 2015 --------					
-------- YEAR 2016 --------					
-------- YEAR 2017 --------					
-------- YEAR 2018 --------					
-------- YEAR 2019 --------					
-------- YEAR 2020 --------					
-------- YEAR 2021 --------					
-------- YEAR 2022 --------					
-------- YEAR 2023 --------					
-------- YEAR 2024 --------					
-------- YEAR 2025 --------					
-------- YEAR 2026 --------					

-------- YEAR 2027 --------

-------- YEAR 2028 --------

-------- YEAR 2029 --------

-------- YEAR 2030 --------

-------- YEAR 2031 --------

-------- YEAR 2032 --------

-------- YEAR 2033 --------

-------- YEAR 2034 --------

-------- YEAR 2035 --------

-------- YEAR 2036 --------

-------- YEAR 2037 --------

-------- YEAR 2038 --------

-------- YEAR 2039 --------

-------- YEAR 2040 --------

THERMAL UNIT	66	TANN 1-3	1		
CAPACITY SEGMENTS		1	2	3	4
-------- YEAR 2011 --------					
UPPER SEG SPINNING RESERVE	%	100.00	100.00	100.00	0.00

-------- YEAR 2012 --------

-------- YEAR 2013 --------

-------- YEAR 2014 --------

-------- YEAR 2015 --------

-------- YEAR 2016 --------

-------- YEAR 2017 --------

-------- YEAR 2018 --------

-------- YEAR 2019 --------

-------- YEAR 2020 --------

-------- YEAR 2021 --------

-------- YEAR 2022 --------

-------- YEAR 2023 --------

-------- YEAR 2024 --------

-------- YEAR 2025 --------

NOTE: DATA DISPLAYED AFTER 2011 ONLY IF
VALUE CHANGED FROM PREVIOUS YEAR.

AEP EAST
GENERATION AND FUEL MODULE
INPUT SUMMARY REPORT

QUALIFIER = GAF.INPUT.THERMAL UNIT.

THERMAL UNIT	66	TANN 1-3 1			
CAPACITY SEGMENTS		1	2	3	4
-------- YEAR 2026 --------					
-------- YEAR 2027 --------					
-------- YEAR 2028 --------					
-------- YEAR 2029 --------					
-------- YEAR 2030 --------					
-------- YEAR 2031 --------					
-------- YEAR 2032 --------					
-------- YEAR 2033 --------					
-------- YEAR 2034 --------					
-------- YEAR 2035 --------					
-------- YEAR 2036 --------					
-------- YEAR 2037 --------					
-------- YEAR 2038 --------					
-------- YEAR 2039 --------					
-------- YEAR 2040 --------					
THERMAL UNIT	67	TANN 1-3 2			
CAPACITY SEGMENTS		1	2	3	4
-------- YEAR 2011 --------					
UPPER SEG SPINNING RESERVE	%	100.00	100.00	100.00	0.00
-------- YEAR 2012 --------					
-------- YEAR 2013 --------					
-------- YEAR 2014 --------					
-------- YEAR 2015 --------					
-------- YEAR 2016 --------					
-------- YEAR 2017 --------					
-------- YEAR 2018 --------					
-------- YEAR 2019 --------					
-------- YEAR 2020 --------					
-------- YEAR 2021 --------					
-------- YEAR 2022 --------					
-------- YEAR 2023 --------					
-------- YEAR 2024 --------					
-------- YEAR 2025 --------					
-------- YEAR 2026 --------					
-------- YEAR 2027 --------					
-------- YEAR 2028 --------					
-------- YEAR 2029 --------					
-------- YEAR 2030 --------					
-------- YEAR 2031 --------					
-------- YEAR 2032 --------					
-------- YEAR 2033 --------					
-------- YEAR 2034 --------					
-------- YEAR 2035 --------					
-------- YEAR 2036 --------					
-------- YEAR 2037 --------					
-------- YEAR 2038 --------					
-------- YEAR 2039 --------					
-------- YEAR 2040 --------					
THERMAL UNIT	68	TANN 1-3 3			
CAPACITY SEGMENTS		1	2	3	4

-------- YEAR 2011 --------

UPPER SEG SPINNING RESERVE	%	100.00	100.00	100.00	0.00

-------- YEAR 2012 --------

-------- YEAR 2013 --------

-------- YEAR 2014 --------

-------- YEAR 2015 --------

-------- YEAR 2016 --------

-------- YEAR 2017 --------

-------- YEAR 2018 --------

-------- YEAR 2019 --------

-------- YEAR 2020 --------

-------- YEAR 2021 --------

-------- YEAR 2022 --------

-------- YEAR 2023 --------

-------- YEAR 2024 --------

-------- YEAR 2025 --------

-------- YEAR 2026 --------

-------- YEAR 2027 --------

-------- YEAR 2028 --------

-------- YEAR 2029 --------

-------- YEAR 2030 --------

-------- YEAR 2031 --------

-------- YEAR 2032 --------

-------- YEAR 2033 --------

-------- YEAR 2034 --------

-------- YEAR 2035 --------

-------- YEAR 2036 --------

-------- YEAR 2037 --------

-------- YEAR 2038 --------

-------- YEAR 2039 --------

-------- YEAR 2040 --------

NOTE: DATA DISPLAYED AFTER 2011 ONLY IF
VALUE CHANGED FROM PREVIOUS YEAR.

AEP EAST
GENERATION AND FUEL MODULE
INPUT SUMMARY REPORT

QUALIFIER = GAF.INPUT.THERMAL UNIT.

THERMAL UNIT CAPACITY SEGMENTS	69	TANN 4 4 1	2	3	4
-------- YEAR 2011 --------					
UPPER SEG SPINNING RESERVE	%	100.00	100.00	100.00	0.00
-------- YEAR 2012 --------					
-------- YEAR 2013 --------					
-------- YEAR 2014 --------					
-------- YEAR 2015 --------					
-------- YEAR 2016 --------					
-------- YEAR 2017 --------					
-------- YEAR 2018 --------					
-------- YEAR 2019 --------					
-------- YEAR 2020 --------					
-------- YEAR 2021 --------					
-------- YEAR 2022 --------					
-------- YEAR 2023 --------					
-------- YEAR 2024 --------					
-------- YEAR 2025 --------					
-------- YEAR 2026 --------					
-------- YEAR 2027 --------					
-------- YEAR 2028 --------					
-------- YEAR 2029 --------					
-------- YEAR 2030 --------					
-------- YEAR 2031 --------					
-------- YEAR 2032 --------					
-------- YEAR 2033 --------					
-------- YEAR 2034 --------					
-------- YEAR 2035 --------					
-------- YEAR 2036 --------					
-------- YEAR 2037 --------					
-------- YEAR 2038 --------					
-------- YEAR 2039 --------					
-------- YEAR 2040 --------					

THERMAL UNIT CAPACITY SEGMENTS	70	ZIMMER 1 1	2	3	4
-------- YEAR 2011 --------					
UPPER SEG SPINNING RESERVE	%	100.00	100.00	100.00	0.00
-------- YEAR 2012 --------					
-------- YEAR 2013 --------					
-------- YEAR 2014 --------					
-------- YEAR 2015 --------					
-------- YEAR 2016 --------					
-------- YEAR 2017 --------					
-------- YEAR 2018 --------					
-------- YEAR 2019 --------					
-------- YEAR 2020 --------					
-------- YEAR 2021 --------					
-------- YEAR 2022 --------					
-------- YEAR 2023 --------					
-------- YEAR 2024 --------					
-------- YEAR 2025 --------					
-------- YEAR 2026 --------					

-------- YEAR 2027 --------

-------- YEAR 2028 --------

-------- YEAR 2029 --------

-------- YEAR 2030 --------

-------- YEAR 2031 --------

-------- YEAR 2032 --------

-------- YEAR 2033 --------

-------- YEAR 2034 --------

-------- YEAR 2035 --------

-------- YEAR 2036 --------

-------- YEAR 2037 --------

-------- YEAR 2038 --------

-------- YEAR 2039 --------

-------- YEAR 2040 --------

THERMAL UNIT	71	ROBTMONE 1			
CAPACITY SEGMENTS		1	2	3	4
-------- YEAR 2011 --------					
UPPER SEG SPINNING RESERVE	%	100.00	100.00	0.00	0.00

-------- YEAR 2012 --------

-------- YEAR 2013 --------

-------- YEAR 2014 --------

-------- YEAR 2015 --------

-------- YEAR 2016 --------

-------- YEAR 2017 --------

-------- YEAR 2018 --------

-------- YEAR 2019 --------

-------- YEAR 2020 --------

-------- YEAR 2021 --------

-------- YEAR 2022 --------

-------- YEAR 2023 --------

-------- YEAR 2024 --------

-------- YEAR 2025 --------

NOTE: DATA DISPLAYED AFTER 2011 ONLY IF
VALUE CHANGED FROM PREVIOUS YEAR.

AEP EAST
GENERATION AND FUEL MODULE
INPUT SUMMARY REPORT

QUALIFIER = GAF.INPUT.THERMAL UNIT.

THERMAL UNIT	71	ROBTMONE 1			
CAPACITY SEGMENTS		1	2	3	4
-------- YEAR 2026 --------					
-------- YEAR 2027 --------					
-------- YEAR 2028 --------					
-------- YEAR 2029 --------					
-------- YEAR 2030 --------					
-------- YEAR 2031 --------					
-------- YEAR 2032 --------					
-------- YEAR 2033 --------					
-------- YEAR 2034 --------					
-------- YEAR 2035 --------					
-------- YEAR 2036 --------					
-------- YEAR 2037 --------					
-------- YEAR 2038 --------					
-------- YEAR 2039 --------					
-------- YEAR 2040 --------					

THERMAL UNIT	72	ROBTMONE 2			
CAPACITY SEGMENTS		1	2	3	4
-------- YEAR 2011 --------					
UPPER SEG SPINNING RESERVE	%	100.00	100.00	0.00	0.00
-------- YEAR 2012 --------					
-------- YEAR 2013 --------					
-------- YEAR 2014 --------					
-------- YEAR 2015 --------					
-------- YEAR 2016 --------					
-------- YEAR 2017 --------					
-------- YEAR 2018 --------					
-------- YEAR 2019 --------					
-------- YEAR 2020 --------					
-------- YEAR 2021 --------					
-------- YEAR 2022 --------					
-------- YEAR 2023 --------					
-------- YEAR 2024 --------					
-------- YEAR 2025 --------					
-------- YEAR 2026 --------					
-------- YEAR 2027 --------					
-------- YEAR 2028 --------					
-------- YEAR 2029 --------					
-------- YEAR 2030 --------					
-------- YEAR 2031 --------					
-------- YEAR 2032 --------					
-------- YEAR 2033 --------					
-------- YEAR 2034 --------					
-------- YEAR 2035 --------					
-------- YEAR 2036 --------					
-------- YEAR 2037 --------					
-------- YEAR 2038 --------					
-------- YEAR 2039 --------					
-------- YEAR 2040 --------					

THERMAL UNIT	73	ROBTMONE 3			
CAPACITY SEGMENTS		1	2	3	4

-------- YEAR 2011 --------

UPPER SEG SPINNING RESERVE	%	100.00	100.00	0.00	0.00

-------- YEAR 2012 --------

-------- YEAR 2013 --------

-------- YEAR 2014 --------

-------- YEAR 2015 --------

-------- YEAR 2016 --------

-------- YEAR 2017 --------

-------- YEAR 2018 --------

-------- YEAR 2019 --------

-------- YEAR 2020 --------

-------- YEAR 2021 --------

-------- YEAR 2022 --------

-------- YEAR 2023 --------

-------- YEAR 2024 --------

-------- YEAR 2025 --------

-------- YEAR 2026 --------

-------- YEAR 2027 --------

-------- YEAR 2028 --------

-------- YEAR 2029 --------

-------- YEAR 2030 --------

-------- YEAR 2031 --------

-------- YEAR 2032 --------

-------- YEAR 2033 --------

-------- YEAR 2034 --------

-------- YEAR 2035 --------

-------- YEAR 2036 --------

-------- YEAR 2037 --------

-------- YEAR 2038 --------

-------- YEAR 2039 --------

-------- YEAR 2040 --------

NOTE: DATA DISPLAYED AFTER 2011 ONLY IF
VALUE CHANGED FROM PREVIOUS YEAR.

AEP EAST
GENERATION AND FUEL MODULE
INPUT SUMMARY REPORT

QUALIFIER = GAF.INPUT.THERMAL UNIT.

THERMAL UNIT	75	CEREDO 1			
CAPACITY SEGMENTS		1	2	3	4
-------- YEAR 2011 --------					
UPPER SEG SPINNING RESERVE	%	0.00	0.00	0.00	0.00
-------- YEAR 2012 --------					
-------- YEAR 2013 --------					
-------- YEAR 2014 --------					
-------- YEAR 2015 --------					
-------- YEAR 2016 --------					
-------- YEAR 2017 --------					
-------- YEAR 2018 --------					
-------- YEAR 2019 --------					
-------- YEAR 2020 --------					
-------- YEAR 2021 --------					
-------- YEAR 2022 --------					
-------- YEAR 2023 --------					
-------- YEAR 2024 --------					
-------- YEAR 2025 --------					
-------- YEAR 2026 --------					
-------- YEAR 2027 --------					
-------- YEAR 2028 --------					
-------- YEAR 2029 --------					
-------- YEAR 2030 --------					
-------- YEAR 2031 --------					
-------- YEAR 2032 --------					
-------- YEAR 2033 --------					
-------- YEAR 2034 --------					
-------- YEAR 2035 --------					
-------- YEAR 2036 --------					
-------- YEAR 2037 --------					
-------- YEAR 2038 --------					
-------- YEAR 2039 --------					
-------- YEAR 2040 --------					

THERMAL UNIT	76	CEREDO 2			
CAPACITY SEGMENTS		1	2	3	4
-------- YEAR 2011 --------					
UPPER SEG SPINNING RESERVE	%	0.00	0.00	0.00	0.00
-------- YEAR 2012 --------					
-------- YEAR 2013 --------					
-------- YEAR 2014 --------					
-------- YEAR 2015 --------					
-------- YEAR 2016 --------					
-------- YEAR 2017 --------					
-------- YEAR 2018 --------					
-------- YEAR 2019 --------					
-------- YEAR 2020 --------					
-------- YEAR 2021 --------					
-------- YEAR 2022 --------					
-------- YEAR 2023 --------					
-------- YEAR 2024 --------					
-------- YEAR 2025 --------					
-------- YEAR 2026 --------					

-------- YEAR 2027 --------

-------- YEAR 2028 --------

-------- YEAR 2029 --------

-------- YEAR 2030 --------

-------- YEAR 2031 --------

-------- YEAR 2032 --------

-------- YEAR 2033 --------

-------- YEAR 2034 --------

-------- YEAR 2035 --------

-------- YEAR 2036 --------

-------- YEAR 2037 --------

-------- YEAR 2038 --------

-------- YEAR 2039 --------

-------- YEAR 2040 --------

THERMAL UNIT	77	CEREDO	3			
CAPACITY SEGMENTS			1	2	3	4
-------- YEAR 2011 --------						
UPPER SEG SPINNING RESERVE	%		0.00	0.00	0.00	0.00

-------- YEAR 2012 --------

-------- YEAR 2013 --------

-------- YEAR 2014 --------

-------- YEAR 2015 --------

-------- YEAR 2016 --------

-------- YEAR 2017 --------

-------- YEAR 2018 --------

-------- YEAR 2019 --------

-------- YEAR 2020 --------

-------- YEAR 2021 --------

-------- YEAR 2022 --------

-------- YEAR 2023 --------

-------- YEAR 2024 --------

-------- YEAR 2025 --------

NOTE: DATA DISPLAYED AFTER 2011 ONLY IF
VALUE CHANGED FROM PREVIOUS YEAR.

AEP EAST
GENERATION AND FUEL MODULE
INPUT SUMMARY REPORT

QUALIFIER = GAF.INPUT.THERMAL UNIT.

THERMAL UNIT	77	CEREDO 3			
CAPACITY SEGMENTS		1	2	3	4
-------- YEAR 2026 --------					
-------- YEAR 2027 --------					
-------- YEAR 2028 --------					
-------- YEAR 2029 --------					
-------- YEAR 2030 --------					
-------- YEAR 2031 --------					
-------- YEAR 2032 --------					
-------- YEAR 2033 --------					
-------- YEAR 2034 --------					
-------- YEAR 2035 --------					
-------- YEAR 2036 --------					
-------- YEAR 2037 --------					
-------- YEAR 2038 --------					
-------- YEAR 2039 --------					
-------- YEAR 2040 --------					

THERMAL UNIT	78	CEREDO 4			
CAPACITY SEGMENTS		1	2	3	4
-------- YEAR 2011 --------					
UPPER SEG SPINNING RESERVE	%	0.00	0.00	0.00	0.00
-------- YEAR 2012 --------					
-------- YEAR 2013 --------					
-------- YEAR 2014 --------					
-------- YEAR 2015 --------					
-------- YEAR 2016 --------					
-------- YEAR 2017 --------					
-------- YEAR 2018 --------					
-------- YEAR 2019 --------					
-------- YEAR 2020 --------					
-------- YEAR 2021 --------					
-------- YEAR 2022 --------					
-------- YEAR 2023 --------					
-------- YEAR 2024 --------					
-------- YEAR 2025 --------					
-------- YEAR 2026 --------					
-------- YEAR 2027 --------					
-------- YEAR 2028 --------					
-------- YEAR 2029 --------					
-------- YEAR 2030 --------					
-------- YEAR 2031 --------					
-------- YEAR 2032 --------					
-------- YEAR 2033 --------					
-------- YEAR 2034 --------					
-------- YEAR 2035 --------					
-------- YEAR 2036 --------					
-------- YEAR 2037 --------					
-------- YEAR 2038 --------					
-------- YEAR 2039 --------					
-------- YEAR 2040 --------					

THERMAL UNIT	79	CEREDO 5			
CAPACITY SEGMENTS		1	2	3	4

-------- YEAR 2011 --------

UPPER SEG SPINNING RESERVE	%	0.00	0.00	0.00	0.00

-------- YEAR 2012 --------

-------- YEAR 2013 --------

-------- YEAR 2014 --------

-------- YEAR 2015 --------

-------- YEAR 2016 --------

-------- YEAR 2017 --------

-------- YEAR 2018 --------

-------- YEAR 2019 --------

-------- YEAR 2020 --------

-------- YEAR 2021 --------

-------- YEAR 2022 --------

-------- YEAR 2023 --------

-------- YEAR 2024 --------

-------- YEAR 2025 --------

-------- YEAR 2026 --------

-------- YEAR 2027 --------

-------- YEAR 2028 --------

-------- YEAR 2029 --------

-------- YEAR 2030 --------

-------- YEAR 2031 --------

-------- YEAR 2032 --------

-------- YEAR 2033 --------

-------- YEAR 2034 --------

-------- YEAR 2035 --------

-------- YEAR 2036 --------

-------- YEAR 2037 --------

-------- YEAR 2038 --------

-------- YEAR 2039 --------

-------- YEAR 2040 --------

NOTE: DATA DISPLAYED AFTER 2011 ONLY IF
VALUE CHANGED FROM PREVIOUS YEAR.

AEP EAST
GENERATION AND FUEL MODULE
INPUT SUMMARY REPORT

QUALIFIER = GAF.INPUT.THERMAL UNIT.

THERMAL UNIT	80	CEREDO 6			
CAPACITY SEGMENTS		1	2	3	4
-------- YEAR 2011 --------					
UPPER SEG SPINNING RESERVE	%	0.00	0.00	0.00	0.00
-------- YEAR 2012 --------					
-------- YEAR 2013 --------					
-------- YEAR 2014 --------					
-------- YEAR 2015 --------					
-------- YEAR 2016 --------					
-------- YEAR 2017 --------					
-------- YEAR 2018 --------					
-------- YEAR 2019 --------					
-------- YEAR 2020 --------					
-------- YEAR 2021 --------					
-------- YEAR 2022 --------					
-------- YEAR 2023 --------					
-------- YEAR 2024 --------					
-------- YEAR 2025 --------					
-------- YEAR 2026 --------					
-------- YEAR 2027 --------					
-------- YEAR 2028 --------					
-------- YEAR 2029 --------					
-------- YEAR 2030 --------					
-------- YEAR 2031 --------					
-------- YEAR 2032 --------					
-------- YEAR 2033 --------					
-------- YEAR 2034 --------					
-------- YEAR 2035 --------					
-------- YEAR 2036 --------					
-------- YEAR 2037 --------					
-------- YEAR 2038 --------					
-------- YEAR 2039 --------					
-------- YEAR 2040 --------					

THERMAL UNIT	81	DARBY 1			
CAPACITY SEGMENTS		1	2	3	4
-------- YEAR 2011 --------					
UPPER SEG SPINNING RESERVE	%	0.00	0.00	0.00	0.00
-------- YEAR 2012 --------					
-------- YEAR 2013 --------					
-------- YEAR 2014 --------					
-------- YEAR 2015 --------					
-------- YEAR 2016 --------					
-------- YEAR 2017 --------					
-------- YEAR 2018 --------					
-------- YEAR 2019 --------					
-------- YEAR 2020 --------					
-------- YEAR 2021 --------					
-------- YEAR 2022 --------					
-------- YEAR 2023 --------					
-------- YEAR 2024 --------					
-------- YEAR 2025 --------					
-------- YEAR 2026 --------					

-------- YEAR 2027 --------

-------- YEAR 2028 --------

-------- YEAR 2029 --------

-------- YEAR 2030 --------

-------- YEAR 2031 --------

-------- YEAR 2032 --------

-------- YEAR 2033 --------

-------- YEAR 2034 --------

-------- YEAR 2035 --------

-------- YEAR 2036 --------

-------- YEAR 2037 --------

-------- YEAR 2038 --------

-------- YEAR 2039 --------

-------- YEAR 2040 --------

THERMAL UNIT	82	DARBY	2			
CAPACITY SEGMENTS			1	2	3	4
-------- YEAR 2011 --------						
UPPER SEG SPINNING RESERVE	%		0.00	0.00	0.00	0.00

-------- YEAR 2012 --------

-------- YEAR 2013 --------

-------- YEAR 2014 --------

-------- YEAR 2015 --------

-------- YEAR 2016 --------

-------- YEAR 2017 --------

-------- YEAR 2018 --------

-------- YEAR 2019 --------

-------- YEAR 2020 --------

-------- YEAR 2021 --------

-------- YEAR 2022 --------

-------- YEAR 2023 --------

-------- YEAR 2024 --------

-------- YEAR 2025 --------

NOTE: DATA DISPLAYED AFTER 2011 ONLY IF
VALUE CHANGED FROM PREVIOUS YEAR.

AEP EAST
GENERATION AND FUEL MODULE
INPUT SUMMARY REPORT

QUALIFIER = GAF.INPUT.THERMAL UNIT.

THERMAL UNIT	82	DARBY	2			
CAPACITY SEGMENTS			1	2	3	4
-------- YEAR 2026 --------						
-------- YEAR 2027 --------						
-------- YEAR 2028 --------						
-------- YEAR 2029 --------						
-------- YEAR 2030 --------						
-------- YEAR 2031 --------						
-------- YEAR 2032 --------						
-------- YEAR 2033 --------						
-------- YEAR 2034 --------						
-------- YEAR 2035 --------						
-------- YEAR 2036 --------						
-------- YEAR 2037 --------						
-------- YEAR 2038 --------						
-------- YEAR 2039 --------						
-------- YEAR 2040 --------						
THERMAL UNIT	83	DARBY	3			
CAPACITY SEGMENTS			1	2	3	4
-------- YEAR 2011 --------						
UPPER SEG SPINNING RESERVE	%		0.00	0.00	0.00	0.00
-------- YEAR 2012 --------						
-------- YEAR 2013 --------						
-------- YEAR 2014 --------						
-------- YEAR 2015 --------						
-------- YEAR 2016 --------						
-------- YEAR 2017 --------						
-------- YEAR 2018 --------						
-------- YEAR 2019 --------						
-------- YEAR 2020 --------						
-------- YEAR 2021 --------						
-------- YEAR 2022 --------						
-------- YEAR 2023 --------						
-------- YEAR 2024 --------						
-------- YEAR 2025 --------						
-------- YEAR 2026 --------						
-------- YEAR 2027 --------						
-------- YEAR 2028 --------						
-------- YEAR 2029 --------						
-------- YEAR 2030 --------						
-------- YEAR 2031 --------						
-------- YEAR 2032 --------						
-------- YEAR 2033 --------						
-------- YEAR 2034 --------						
-------- YEAR 2035 --------						
-------- YEAR 2036 --------						
-------- YEAR 2037 --------						
-------- YEAR 2038 --------						
-------- YEAR 2039 --------						
-------- YEAR 2040 --------						
THERMAL UNIT	84	DARBY	4			
CAPACITY SEGMENTS			1	2	3	4

-------- YEAR 2011 --------

UPPER SEG SPINNING RESERVE	%	0.00	0.00	0.00	0.00

-------- YEAR 2012 --------

-------- YEAR 2013 --------

-------- YEAR 2014 --------

-------- YEAR 2015 --------

-------- YEAR 2016 --------

-------- YEAR 2017 --------

-------- YEAR 2018 --------

-------- YEAR 2019 --------

-------- YEAR 2020 --------

-------- YEAR 2021 --------

-------- YEAR 2022 --------

-------- YEAR 2023 --------

-------- YEAR 2024 --------

-------- YEAR 2025 --------

-------- YEAR 2026 --------

-------- YEAR 2027 --------

-------- YEAR 2028 --------

-------- YEAR 2029 --------

-------- YEAR 2030 --------

-------- YEAR 2031 --------

-------- YEAR 2032 --------

-------- YEAR 2033 --------

-------- YEAR 2034 --------

-------- YEAR 2035 --------

-------- YEAR 2036 --------

-------- YEAR 2037 --------

-------- YEAR 2038 --------

-------- YEAR 2039 --------

-------- YEAR 2040 --------

NOTE: DATA DISPLAYED AFTER 2011 ONLY IF
VALUE CHANGED FROM PREVIOUS YEAR.

AEP EAST
GENERATION AND FUEL MODULE
INPUT SUMMARY REPORT

QUALIFIER = GAF.INPUT.THERMAL UNIT.

THERMAL UNIT	85	DARBY 5			
CAPACITY SEGMENTS		1	2	3	4
-------- YEAR 2011 --------					
UPPER SEG SPINNING RESERVE	%	0.00	0.00	0.00	0.00
-------- YEAR 2012 --------					
-------- YEAR 2013 --------					
-------- YEAR 2014 --------					
-------- YEAR 2015 --------					
-------- YEAR 2016 --------					
-------- YEAR 2017 --------					
-------- YEAR 2018 --------					
-------- YEAR 2019 --------					
-------- YEAR 2020 --------					
-------- YEAR 2021 --------					
-------- YEAR 2022 --------					
-------- YEAR 2023 --------					
-------- YEAR 2024 --------					
-------- YEAR 2025 --------					
-------- YEAR 2026 --------					
-------- YEAR 2027 --------					
-------- YEAR 2028 --------					
-------- YEAR 2029 --------					
-------- YEAR 2030 --------					
-------- YEAR 2031 --------					
-------- YEAR 2032 --------					
-------- YEAR 2033 --------					
-------- YEAR 2034 --------					
-------- YEAR 2035 --------					
-------- YEAR 2036 --------					
-------- YEAR 2037 --------					
-------- YEAR 2038 --------					
-------- YEAR 2039 --------					
-------- YEAR 2040 --------					

THERMAL UNIT	86	DARBY 6			
CAPACITY SEGMENTS		1	2	3	4
-------- YEAR 2011 --------					
UPPER SEG SPINNING RESERVE	%	0.00	0.00	0.00	0.00
-------- YEAR 2012 --------					
-------- YEAR 2013 --------					
-------- YEAR 2014 --------					
-------- YEAR 2015 --------					
-------- YEAR 2016 --------					
-------- YEAR 2017 --------					
-------- YEAR 2018 --------					
-------- YEAR 2019 --------					
-------- YEAR 2020 --------					
-------- YEAR 2021 --------					
-------- YEAR 2022 --------					
-------- YEAR 2023 --------					
-------- YEAR 2024 --------					
-------- YEAR 2025 --------					
-------- YEAR 2026 --------					

-------- YEAR 2027 --------

-------- YEAR 2028 --------

-------- YEAR 2029 --------

-------- YEAR 2030 --------

-------- YEAR 2031 --------

-------- YEAR 2032 --------

-------- YEAR 2033 --------

-------- YEAR 2034 --------

-------- YEAR 2035 --------

-------- YEAR 2036 --------

-------- YEAR 2037 --------

-------- YEAR 2038 --------

-------- YEAR 2039 --------

-------- YEAR 2040 --------

THERMAL UNIT	87	LWBG WIN 1			
CAPACITY SEGMENTS		1	2	3	4
-------- YEAR 2011 --------					
UPPER SEG SPINNING RESERVE	%	0.00	0.00	0.00	0.00

-------- YEAR 2012 --------

-------- YEAR 2013 --------

-------- YEAR 2014 --------

-------- YEAR 2015 --------

-------- YEAR 2016 --------

-------- YEAR 2017 --------

-------- YEAR 2018 --------

-------- YEAR 2019 --------

-------- YEAR 2020 --------

-------- YEAR 2021 --------

-------- YEAR 2022 --------

-------- YEAR 2023 --------

-------- YEAR 2024 --------

-------- YEAR 2025 --------

NOTE: DATA DISPLAYED AFTER 2011 ONLY IF
VALUE CHANGED FROM PREVIOUS YEAR.

AEP EAST
GENERATION AND FUEL MODULE
INPUT SUMMARY REPORT

QUALIFIER = GAF.INPUT.THERMAL UNIT.

THERMAL UNIT 87 LWBG WIN 1
CAPACITY SEGMENTS 1 2 3 4

-------- YEAR 2026 --------

-------- YEAR 2027 --------

-------- YEAR 2028 --------

-------- YEAR 2029 --------

-------- YEAR 2030 --------

-------- YEAR 2031 --------

-------- YEAR 2032 --------

-------- YEAR 2033 --------

-------- YEAR 2034 --------

-------- YEAR 2035 --------

-------- YEAR 2036 --------

-------- YEAR 2037 --------

-------- YEAR 2038 --------

-------- YEAR 2039 --------

-------- YEAR 2040 --------

THERMAL UNIT 88 LWBG WIN 2
CAPACITY SEGMENTS 1 2 3 4

-------- YEAR 2011 --------
UPPER SEG SPINNING RESERVE % 0.00 0.00 0.00 0.00

-------- YEAR 2012 --------

-------- YEAR 2013 --------

-------- YEAR 2014 --------

-------- YEAR 2015 --------

-------- YEAR 2016 --------

-------- YEAR 2017 --------

-------- YEAR 2018 --------

-------- YEAR 2019 --------

-------- YEAR 2020 --------

-------- YEAR 2021 --------

-------- YEAR 2022 --------

-------- YEAR 2023 --------

-------- YEAR 2024 --------

-------- YEAR 2025 --------

-------- YEAR 2026 --------

-------- YEAR 2027 --------

-------- YEAR 2028 --------

-------- YEAR 2029 --------

-------- YEAR 2030 --------

-------- YEAR 2031 --------

-------- YEAR 2032 --------

-------- YEAR 2033 --------

-------- YEAR 2034 --------

-------- YEAR 2035 --------

-------- YEAR 2036 --------

-------- YEAR 2037 --------

-------- YEAR 2038 --------

-------- YEAR 2039 --------

-------- YEAR 2040 --------

THERMAL UNIT 89 LWBG SMR 1
CAPACITY SEGMENTS 1 2 3 4

-------- YEAR 2011 --------					
UPPER SEG SPINNING RESERVE	%	0.00	0.00	0.00	0.00
-------- YEAR 2012 --------					
-------- YEAR 2013 --------					
-------- YEAR 2014 --------					
-------- YEAR 2015 --------					
-------- YEAR 2016 --------					
-------- YEAR 2017 --------					
-------- YEAR 2018 --------					
-------- YEAR 2019 --------					
-------- YEAR 2020 --------					
-------- YEAR 2021 --------					
-------- YEAR 2022 --------					
-------- YEAR 2023 --------					
-------- YEAR 2024 --------					
-------- YEAR 2025 --------					
-------- YEAR 2026 --------					
-------- YEAR 2027 --------					
-------- YEAR 2028 --------					
-------- YEAR 2029 --------					
-------- YEAR 2030 --------					
-------- YEAR 2031 --------					
-------- YEAR 2032 --------					
-------- YEAR 2033 --------					
-------- YEAR 2034 --------					
-------- YEAR 2035 --------					
-------- YEAR 2036 --------					
-------- YEAR 2037 --------					
-------- YEAR 2038 --------					
-------- YEAR 2039 --------					
-------- YEAR 2040 --------					

NOTE: DATA DISPLAYED AFTER 2011 ONLY IF
VALUE CHANGED FROM PREVIOUS YEAR.

AEP EAST
GENERATION AND FUEL MODULE
INPUT SUMMARY REPORT

QUALIFIER = GAF.INPUT.THERMAL UNIT.

THERMAL UNIT	90	LWBG SMR 2			
CAPACITY SEGMENTS		1	2	3	4
-------- YEAR 2011 --------					
UPPER SEG SPINNING RESERVE	%	0.00	0.00	0.00	0.00
-------- YEAR 2012 --------					
-------- YEAR 2013 --------					
-------- YEAR 2014 --------					
-------- YEAR 2015 --------					
-------- YEAR 2016 --------					
-------- YEAR 2017 --------					
-------- YEAR 2018 --------					
-------- YEAR 2019 --------					
-------- YEAR 2020 --------					
-------- YEAR 2021 --------					
-------- YEAR 2022 --------					
-------- YEAR 2023 --------					
-------- YEAR 2024 --------					
-------- YEAR 2025 --------					
-------- YEAR 2026 --------					
-------- YEAR 2027 --------					
-------- YEAR 2028 --------					
-------- YEAR 2029 --------					
-------- YEAR 2030 --------					
-------- YEAR 2031 --------					
-------- YEAR 2032 --------					
-------- YEAR 2033 --------					
-------- YEAR 2034 --------					
-------- YEAR 2035 --------					
-------- YEAR 2036 --------					
-------- YEAR 2037 --------					
-------- YEAR 2038 --------					
-------- YEAR 2039 --------					
-------- YEAR 2040 --------					

THERMAL UNIT	91	WATR CC 1			
CAPACITY SEGMENTS		1	2	3	4
-------- YEAR 2011 --------					
UPPER SEG SPINNING RESERVE	%	0.00	0.00	0.00	0.00
-------- YEAR 2012 --------					
-------- YEAR 2013 --------					
-------- YEAR 2014 --------					
-------- YEAR 2015 --------					
-------- YEAR 2016 --------					
-------- YEAR 2017 --------					
-------- YEAR 2018 --------					
-------- YEAR 2019 --------					
-------- YEAR 2020 --------					
-------- YEAR 2021 --------					
-------- YEAR 2022 --------					
-------- YEAR 2023 --------					
-------- YEAR 2024 --------					
-------- YEAR 2025 --------					
-------- YEAR 2026 --------					

-------- YEAR 2027 --------

-------- YEAR 2028 --------

-------- YEAR 2029 --------

-------- YEAR 2030 --------

-------- YEAR 2031 --------

-------- YEAR 2032 --------

-------- YEAR 2033 --------

-------- YEAR 2034 --------

-------- YEAR 2035 --------

-------- YEAR 2036 --------

-------- YEAR 2037 --------

-------- YEAR 2038 --------

-------- YEAR 2039 --------

-------- YEAR 2040 --------

THERMAL UNIT	92	WATR2	1			
CAPACITY SEGMENTS			1	2	3	4
-------- YEAR 2011 --------						
UPPER SEG SPINNING RESERVE	%		0.00	0.00	0.00	0.00

-------- YEAR 2012 --------

-------- YEAR 2013 --------

-------- YEAR 2014 --------

-------- YEAR 2015 --------

-------- YEAR 2016 --------

-------- YEAR 2017 --------

-------- YEAR 2018 --------

-------- YEAR 2019 --------

-------- YEAR 2020 --------

-------- YEAR 2021 --------

-------- YEAR 2022 --------

-------- YEAR 2023 --------

-------- YEAR 2024 --------

-------- YEAR 2025 --------

NOTE: DATA DISPLAYED AFTER 2011 ONLY IF
VALUE CHANGED FROM PREVIOUS YEAR.

AEP EAST
GENERATION AND FUEL MODULE
INPUT SUMMARY REPORT

QUALIFIER = GAF.INPUT.THERMAL UNIT.

THERMAL UNIT	92	WATR2	1			
CAPACITY SEGMENTS			1	2	3	4
-------- YEAR 2026 --------						
-------- YEAR 2027 --------						
-------- YEAR 2028 --------						
-------- YEAR 2029 --------						
-------- YEAR 2030 --------						
-------- YEAR 2031 --------						
-------- YEAR 2032 --------						
-------- YEAR 2033 --------						
-------- YEAR 2034 --------						
-------- YEAR 2035 --------						
-------- YEAR 2036 --------						
-------- YEAR 2037 --------						
-------- YEAR 2038 --------						
-------- YEAR 2039 --------						
-------- YEAR 2040 --------						
THERMAL UNIT	93	DRESDEN	1			
CAPACITY SEGMENTS			1	2	3	4
-------- YEAR 2011 --------						
UPPER SEG SPINNING RESERVE	%		0.00	0.00	0.00	0.00
-------- YEAR 2012 --------						
-------- YEAR 2013 --------						
-------- YEAR 2014 --------						
-------- YEAR 2015 --------						
-------- YEAR 2016 --------						
-------- YEAR 2017 --------						
-------- YEAR 2018 --------						
-------- YEAR 2019 --------						
-------- YEAR 2020 --------						
-------- YEAR 2021 --------						
-------- YEAR 2022 --------						
-------- YEAR 2023 --------						
-------- YEAR 2024 --------						
-------- YEAR 2025 --------						
-------- YEAR 2026 --------						
-------- YEAR 2027 --------						
-------- YEAR 2028 --------						
-------- YEAR 2029 --------						
-------- YEAR 2030 --------						
-------- YEAR 2031 --------						
-------- YEAR 2032 --------						
-------- YEAR 2033 --------						
-------- YEAR 2034 --------						
-------- YEAR 2035 --------						
-------- YEAR 2036 --------						
-------- YEAR 2037 --------						
-------- YEAR 2038 --------						
-------- YEAR 2039 --------						
-------- YEAR 2040 --------						
THERMAL UNIT	94	DRESD2	1			
CAPACITY SEGMENTS			1	2	3	4

-------- YEAR 2011 --------					
UPPER SEG SPINNING RESERVE	%	0.00	0.00	0.00	0.00
-------- YEAR 2012 --------					
-------- YEAR 2013 --------					
-------- YEAR 2014 --------					
-------- YEAR 2015 --------					
-------- YEAR 2016 --------					
-------- YEAR 2017 --------					
-------- YEAR 2018 --------					
-------- YEAR 2019 --------					
-------- YEAR 2020 --------					
-------- YEAR 2021 --------					
-------- YEAR 2022 --------					
-------- YEAR 2023 --------					
-------- YEAR 2024 --------					
-------- YEAR 2025 --------					
-------- YEAR 2026 --------					
-------- YEAR 2027 --------					
-------- YEAR 2028 --------					
-------- YEAR 2029 --------					
-------- YEAR 2030 --------					
-------- YEAR 2031 --------					
-------- YEAR 2032 --------					
-------- YEAR 2033 --------					
-------- YEAR 2034 --------					
-------- YEAR 2035 --------					
-------- YEAR 2036 --------					
-------- YEAR 2037 --------					
-------- YEAR 2038 --------					
-------- YEAR 2039 --------					
-------- YEAR 2040 --------					

NOTE: DATA DISPLAYED AFTER 2011 ONLY IF
VALUE CHANGED FROM PREVIOUS YEAR.

AEP EAST
GENERATION AND FUEL MODULE
INPUT SUMMARY REPORT

QUALIFIER = GAF.INPUT.THERMAL UNIT.

THERMAL UNIT	101	NUCLEAR	1			
CAPACITY SEGMENTS			1	2	3	4
-------- YEAR 2011 --------						
UPPER SEG SPINNING RESERVE	%		0.00	0.00	0.00	0.00
-------- YEAR 2012 --------						
-------- YEAR 2013 --------						
-------- YEAR 2014 --------						
-------- YEAR 2015 --------						
-------- YEAR 2016 --------						
-------- YEAR 2017 --------						
-------- YEAR 2018 --------						
-------- YEAR 2019 --------						
-------- YEAR 2020 --------						
-------- YEAR 2021 --------						
-------- YEAR 2022 --------						
-------- YEAR 2023 --------						
-------- YEAR 2024 --------						
-------- YEAR 2025 --------						
-------- YEAR 2026 --------						
-------- YEAR 2027 --------						
-------- YEAR 2028 --------						
-------- YEAR 2029 --------						
-------- YEAR 2030 --------						
-------- YEAR 2031 --------						
-------- YEAR 2032 --------						
-------- YEAR 2033 --------						
-------- YEAR 2034 --------						
-------- YEAR 2035 --------						
-------- YEAR 2036 --------						
-------- YEAR 2037 --------						
-------- YEAR 2038 --------						
-------- YEAR 2039 --------						
-------- YEAR 2040 --------						

THERMAL UNIT	102	UPC_NCCS	1			
CAPACITY SEGMENTS			1	2	3	4
-------- YEAR 2011 --------						
UPPER SEG SPINNING RESERVE	%		0.00	0.00	0.00	0.00
-------- YEAR 2012 --------						
-------- YEAR 2013 --------						
-------- YEAR 2014 --------						
-------- YEAR 2015 --------						
-------- YEAR 2016 --------						
-------- YEAR 2017 --------						
-------- YEAR 2018 --------						
-------- YEAR 2019 --------						
-------- YEAR 2020 --------						
-------- YEAR 2021 --------						
-------- YEAR 2022 --------						
-------- YEAR 2023 --------						
-------- YEAR 2024 --------						
-------- YEAR 2025 --------						
-------- YEAR 2026 --------						

-------- YEAR 2027 --------

-------- YEAR 2028 --------

-------- YEAR 2029 --------

-------- YEAR 2030 --------

-------- YEAR 2031 --------

-------- YEAR 2032 --------

-------- YEAR 2033 --------

-------- YEAR 2034 --------

-------- YEAR 2035 --------

-------- YEAR 2036 --------

-------- YEAR 2037 --------

-------- YEAR 2038 --------

-------- YEAR 2039 --------

-------- YEAR 2040 --------

THERMAL UNIT	103	PC_UL_SU	1			
CAPACITY SEGMENTS			1	2	3	4
-------- YEAR 2011 --------						
UPPER SEG SPINNING RESERVE	%		0.00	0.00	0.00	0.00

-------- YEAR 2012 --------

-------- YEAR 2013 --------

-------- YEAR 2014 --------

-------- YEAR 2015 --------

-------- YEAR 2016 --------

-------- YEAR 2017 --------

-------- YEAR 2018 --------

-------- YEAR 2019 --------

-------- YEAR 2020 --------

-------- YEAR 2021 --------

-------- YEAR 2022 --------

-------- YEAR 2023 --------

-------- YEAR 2024 --------

-------- YEAR 2025 --------

NOTE: DATA DISPLAYED AFTER 2011 ONLY IF
VALUE CHANGED FROM PREVIOUS YEAR.

AEP EAST
GENERATION AND FUEL MODULE
INPUT SUMMARY REPORT

QUALIFIER = GAF.INPUT.THERMAL UNIT.

THERMAL UNIT	103	PC_UL_SU 1			
CAPACITY SEGMENTS		1	2	3	4
-------- YEAR 2026 --------					
-------- YEAR 2027 --------					
-------- YEAR 2028 --------					
-------- YEAR 2029 --------					
-------- YEAR 2030 --------					
-------- YEAR 2031 --------					
-------- YEAR 2032 --------					
-------- YEAR 2033 --------					
-------- YEAR 2034 --------					
-------- YEAR 2035 --------					
-------- YEAR 2036 --------					
-------- YEAR 2037 --------					
-------- YEAR 2038 --------					
-------- YEAR 2039 --------					
-------- YEAR 2040 --------					
THERMAL UNIT	104	UPC_RCCS 1			
CAPACITY SEGMENTS		1	2	3	4
-------- YEAR 2011 --------					
UPPER SEG SPINNING RESERVE	%	0.00	0.00	0.00	0.00
-------- YEAR 2012 --------					
-------- YEAR 2013 --------					
-------- YEAR 2014 --------					
-------- YEAR 2015 --------					
-------- YEAR 2016 --------					
-------- YEAR 2017 --------					
-------- YEAR 2018 --------					
-------- YEAR 2019 --------					
-------- YEAR 2020 --------					
-------- YEAR 2021 --------					
-------- YEAR 2022 --------					
-------- YEAR 2023 --------					
-------- YEAR 2024 --------					
-------- YEAR 2025 --------					
-------- YEAR 2026 --------					
-------- YEAR 2027 --------					
-------- YEAR 2028 --------					
-------- YEAR 2029 --------					
-------- YEAR 2030 --------					
-------- YEAR 2031 --------					
-------- YEAR 2032 --------					
-------- YEAR 2033 --------					
-------- YEAR 2034 --------					
-------- YEAR 2035 --------					
-------- YEAR 2036 --------					
-------- YEAR 2037 --------					
-------- YEAR 2038 --------					
-------- YEAR 2039 --------					
-------- YEAR 2040 --------					
THERMAL UNIT	105	IGC_NCCS 1			
CAPACITY SEGMENTS		1	2	3	4

-------- YEAR 2011 --------					
UPPER SEG SPINNING RESERVE	%	0.00	0.00	0.00	0.00
-------- YEAR 2012 --------					
-------- YEAR 2013 --------					
-------- YEAR 2014 --------					
-------- YEAR 2015 --------					
-------- YEAR 2016 --------					
-------- YEAR 2017 --------					
-------- YEAR 2018 --------					
-------- YEAR 2019 --------					
-------- YEAR 2020 --------					
-------- YEAR 2021 --------					
-------- YEAR 2022 --------					
-------- YEAR 2023 --------					
-------- YEAR 2024 --------					
-------- YEAR 2025 --------					
-------- YEAR 2026 --------					
-------- YEAR 2027 --------					
-------- YEAR 2028 --------					
-------- YEAR 2029 --------					
-------- YEAR 2030 --------					
-------- YEAR 2031 --------					
-------- YEAR 2032 --------					
-------- YEAR 2033 --------					
-------- YEAR 2034 --------					
-------- YEAR 2035 --------					
-------- YEAR 2036 --------					
-------- YEAR 2037 --------					
-------- YEAR 2038 --------					
-------- YEAR 2039 --------					
-------- YEAR 2040 --------					

NOTE: DATA DISPLAYED AFTER 2011 ONLY IF
VALUE CHANGED FROM PREVIOUS YEAR.

AEP EAST
GENERATION AND FUEL MODULE
INPUT SUMMARY REPORT

QUALIFIER = GAF.INPUT.THERMAL UNIT.

THERMAL UNIT CAPACITY SEGMENTS	106	IGCC GE 1 1	2	3	4
-------- YEAR 2011 --------					
UPPER SEG SPINNING RESERVE	%	0.00	0.00	0.00	0.00
-------- YEAR 2012 --------					
-------- YEAR 2013 --------					
-------- YEAR 2014 --------					
-------- YEAR 2015 --------					
-------- YEAR 2016 --------					
-------- YEAR 2017 --------					
-------- YEAR 2018 --------					
-------- YEAR 2019 --------					
-------- YEAR 2020 --------					
-------- YEAR 2021 --------					
-------- YEAR 2022 --------					
-------- YEAR 2023 --------					
-------- YEAR 2024 --------					
-------- YEAR 2025 --------					
-------- YEAR 2026 --------					
-------- YEAR 2027 --------					
-------- YEAR 2028 --------					
-------- YEAR 2029 --------					
-------- YEAR 2030 --------					
-------- YEAR 2031 --------					
-------- YEAR 2032 --------					
-------- YEAR 2033 --------					
-------- YEAR 2034 --------					
-------- YEAR 2035 --------					
-------- YEAR 2036 --------					
-------- YEAR 2037 --------					
-------- YEAR 2038 --------					
-------- YEAR 2039 --------					
-------- YEAR 2040 --------					

THERMAL UNIT CAPACITY SEGMENTS	107	IGC_RCCS 1 1	2	3	4
-------- YEAR 2011 --------					
UPPER SEG SPINNING RESERVE	%	0.00	0.00	0.00	0.00
-------- YEAR 2012 --------					
-------- YEAR 2013 --------					
-------- YEAR 2014 --------					
-------- YEAR 2015 --------					
-------- YEAR 2016 --------					
-------- YEAR 2017 --------					
-------- YEAR 2018 --------					
-------- YEAR 2019 --------					
-------- YEAR 2020 --------					
-------- YEAR 2021 --------					
-------- YEAR 2022 --------					
-------- YEAR 2023 --------					
-------- YEAR 2024 --------					
-------- YEAR 2025 --------					
-------- YEAR 2026 --------					

-------- YEAR 2027 --------

-------- YEAR 2028 --------

-------- YEAR 2029 --------

-------- YEAR 2030 --------

-------- YEAR 2031 --------

-------- YEAR 2032 --------

-------- YEAR 2033 --------

-------- YEAR 2034 --------

-------- YEAR 2035 --------

-------- YEAR 2036 --------

-------- YEAR 2037 --------

-------- YEAR 2038 --------

-------- YEAR 2039 --------

-------- YEAR 2040 --------

THERMAL UNIT	108	CC 2X1FB	1			
CAPACITY SEGMENTS			1	2	3	4
-------- YEAR 2011 --------						
UPPER SEG SPINNING RESERVE	%		0.00	0.00	0.00	0.00

-------- YEAR 2012 --------

-------- YEAR 2013 --------

-------- YEAR 2014 --------

-------- YEAR 2015 --------

-------- YEAR 2016 --------

-------- YEAR 2017 --------

-------- YEAR 2018 --------

-------- YEAR 2019 --------

-------- YEAR 2020 --------

-------- YEAR 2021 --------

-------- YEAR 2022 --------

-------- YEAR 2023 --------

-------- YEAR 2024 --------

-------- YEAR 2025 --------

NOTE: DATA DISPLAYED AFTER 2011 ONLY IF
VALUE CHANGED FROM PREVIOUS YEAR.

AEP EAST
GENERATION AND FUEL MODULE
INPUT SUMMARY REPORT

QUALIFIER = GAF.INPUT.THERMAL UNIT.

THERMAL UNIT	108	CC 2X1FB	1			
CAPACITY SEGMENTS			1	2	3	4
-------- YEAR 2026 --------						
-------- YEAR 2027 --------						
-------- YEAR 2028 --------						
-------- YEAR 2029 --------						
-------- YEAR 2030 --------						
-------- YEAR 2031 --------						
-------- YEAR 2032 --------						
-------- YEAR 2033 --------						
-------- YEAR 2034 --------						
-------- YEAR 2035 --------						
-------- YEAR 2036 --------						
-------- YEAR 2037 --------						
-------- YEAR 2038 --------						
-------- YEAR 2039 --------						
-------- YEAR 2040 --------						
THERMAL UNIT	109	CC 2x1FA	1			
CAPACITY SEGMENTS			1	2	3	4
-------- YEAR 2011 --------						
UPPER SEG SPINNING RESERVE	%		0.00	0.00	0.00	0.00
-------- YEAR 2012 --------						
-------- YEAR 2013 --------						
-------- YEAR 2014 --------						
-------- YEAR 2015 --------						
-------- YEAR 2016 --------						
-------- YEAR 2017 --------						
-------- YEAR 2018 --------						
-------- YEAR 2019 --------						
-------- YEAR 2020 --------						
-------- YEAR 2021 --------						
-------- YEAR 2022 --------						
-------- YEAR 2023 --------						
-------- YEAR 2024 --------						
-------- YEAR 2025 --------						
-------- YEAR 2026 --------						
-------- YEAR 2027 --------						
-------- YEAR 2028 --------						
-------- YEAR 2029 --------						
-------- YEAR 2030 --------						
-------- YEAR 2031 --------						
-------- YEAR 2032 --------						
-------- YEAR 2033 --------						
-------- YEAR 2034 --------						
-------- YEAR 2035 --------						
-------- YEAR 2036 --------						
-------- YEAR 2037 --------						
-------- YEAR 2038 --------						
-------- YEAR 2039 --------						
-------- YEAR 2040 --------						
THERMAL UNIT	110	CC 1x17H	1			
CAPACITY SEGMENTS			1	2	3	4

-------- YEAR 2011 --------

UPPER SEG SPINNING RESERVE	%	0.00	0.00	0.00	0.00

-------- YEAR 2012 --------

-------- YEAR 2013 --------

-------- YEAR 2014 --------

-------- YEAR 2015 --------

-------- YEAR 2016 --------

-------- YEAR 2017 --------

-------- YEAR 2018 --------

-------- YEAR 2019 --------

-------- YEAR 2020 --------

-------- YEAR 2021 --------

-------- YEAR 2022 --------

-------- YEAR 2023 --------

-------- YEAR 2024 --------

-------- YEAR 2025 --------

-------- YEAR 2026 --------

-------- YEAR 2027 --------

-------- YEAR 2028 --------

-------- YEAR 2029 --------

-------- YEAR 2030 --------

-------- YEAR 2031 --------

-------- YEAR 2032 --------

-------- YEAR 2033 --------

-------- YEAR 2034 --------

-------- YEAR 2035 --------

-------- YEAR 2036 --------

-------- YEAR 2037 --------

-------- YEAR 2038 --------

-------- YEAR 2039 --------

-------- YEAR 2040 --------

NOTE: DATA DISPLAYED AFTER 2011 ONLY IF
VALUE CHANGED FROM PREVIOUS YEAR.

AEP EAST
GENERATION AND FUEL MODULE
INPUT SUMMARY REPORT

QUALIFIER = GAF.INPUT.THERMAL UNIT.

THERMAL UNIT	111	BS2_CC 1			
CAPACITY SEGMENTS		1	2	3	4
-------- YEAR 2011 --------					
UPPER SEG SPINNING RESERVE	%	0.00	0.00	0.00	0.00
-------- YEAR 2012 --------					
-------- YEAR 2013 --------					
-------- YEAR 2014 --------					
-------- YEAR 2015 --------					
-------- YEAR 2016 --------					
-------- YEAR 2017 --------					
-------- YEAR 2018 --------					
-------- YEAR 2019 --------					
-------- YEAR 2020 --------					
-------- YEAR 2021 --------					
-------- YEAR 2022 --------					
-------- YEAR 2023 --------					
-------- YEAR 2024 --------					
-------- YEAR 2025 --------					
-------- YEAR 2026 --------					
-------- YEAR 2027 --------					
-------- YEAR 2028 --------					
-------- YEAR 2029 --------					
-------- YEAR 2030 --------					
-------- YEAR 2031 --------					
-------- YEAR 2032 --------					
-------- YEAR 2033 --------					
-------- YEAR 2034 --------					
-------- YEAR 2035 --------					
-------- YEAR 2036 --------					
-------- YEAR 2037 --------					
-------- YEAR 2038 --------					
-------- YEAR 2039 --------					
-------- YEAR 2040 --------					

THERMAL UNIT	114	CT GE7FA 1			
CAPACITY SEGMENTS		1	2	3	4
-------- YEAR 2011 --------					
UPPER SEG SPINNING RESERVE	%	0.00	0.00	0.00	0.00
-------- YEAR 2012 --------					
-------- YEAR 2013 --------					
-------- YEAR 2014 --------					
-------- YEAR 2015 --------					
-------- YEAR 2016 --------					
-------- YEAR 2017 --------					
-------- YEAR 2018 --------					
-------- YEAR 2019 --------					
-------- YEAR 2020 --------					
-------- YEAR 2021 --------					
-------- YEAR 2022 --------					
-------- YEAR 2023 --------					
-------- YEAR 2024 --------					
-------- YEAR 2025 --------					
-------- YEAR 2026 --------					

-------- YEAR 2027 --------

-------- YEAR 2028 --------

-------- YEAR 2029 --------

-------- YEAR 2030 --------

-------- YEAR 2031 --------

-------- YEAR 2032 --------

-------- YEAR 2033 --------

-------- YEAR 2034 --------

-------- YEAR 2035 --------

-------- YEAR 2036 --------

-------- YEAR 2037 --------

-------- YEAR 2038 --------

-------- YEAR 2039 --------

-------- YEAR 2040 --------

THERMAL UNIT	115	CT_GE7EA	1			
CAPACITY SEGMENTS			1	2	3	4
-------- YEAR 2011 --------						
UPPER SEG SPINNING RESERVE	%		0.00	0.00	0.00	0.00

-------- YEAR 2012 --------

-------- YEAR 2013 --------

-------- YEAR 2014 --------

-------- YEAR 2015 --------

-------- YEAR 2016 --------

-------- YEAR 2017 --------

-------- YEAR 2018 --------

-------- YEAR 2019 --------

-------- YEAR 2020 --------

-------- YEAR 2021 --------

-------- YEAR 2022 --------

-------- YEAR 2023 --------

-------- YEAR 2024 --------

-------- YEAR 2025 --------

NOTE: DATA DISPLAYED AFTER 2011 ONLY IF
VALUE CHANGED FROM PREVIOUS YEAR.

AEP EAST
GENERATION AND FUEL MODULE
INPUT SUMMARY REPORT

QUALIFIER = GAF.INPUT.THERMAL UNIT.

THERMAL UNIT	115	CT_GE7EA	1			
CAPACITY SEGMENTS			1	2	3	4
-------- YEAR 2026 --------						
-------- YEAR 2027 --------						
-------- YEAR 2028 --------						
-------- YEAR 2029 --------						
-------- YEAR 2030 --------						
-------- YEAR 2031 --------						
-------- YEAR 2032 --------						
-------- YEAR 2033 --------						
-------- YEAR 2034 --------						
-------- YEAR 2035 --------						
-------- YEAR 2036 --------						
-------- YEAR 2037 --------						
-------- YEAR 2038 --------						
-------- YEAR 2039 --------						
-------- YEAR 2040 --------						
THERMAL UNIT	124	BS2_FGD	2			
CAPACITY SEGMENTS			1	2	3	4
-------- YEAR 2011 --------						
UPPER SEG SPINNING RESERVE	%		100.00	100.00	100.00	100.00
-------- YEAR 2012 --------						
-------- YEAR 2013 --------						
-------- YEAR 2014 --------						
-------- YEAR 2015 --------						
-------- YEAR 2016 --------						
-------- YEAR 2017 --------						
-------- YEAR 2018 --------						
-------- YEAR 2019 --------						
-------- YEAR 2020 --------						
-------- YEAR 2021 --------						
-------- YEAR 2022 --------						
-------- YEAR 2023 --------						
-------- YEAR 2024 --------						
-------- YEAR 2025 --------						
-------- YEAR 2026 --------						
-------- YEAR 2027 --------						
-------- YEAR 2028 --------						
-------- YEAR 2029 --------						
-------- YEAR 2030 --------						
-------- YEAR 2031 --------						
-------- YEAR 2032 --------						
-------- YEAR 2033 --------						
-------- YEAR 2034 --------						
-------- YEAR 2035 --------						
-------- YEAR 2036 --------						
-------- YEAR 2037 --------						
-------- YEAR 2038 --------						
-------- YEAR 2039 --------						
-------- YEAR 2040 --------						
THERMAL UNIT	125	BS1_FGD	1			
CAPACITY SEGMENTS			1	2	3	4

-------- YEAR 2011 --------

UPPER SEG SPINNING RESERVE	%	100.00	100.00	100.00	0.00

-------- YEAR 2012 --------

-------- YEAR 2013 --------

-------- YEAR 2014 --------

-------- YEAR 2015 --------

-------- YEAR 2016 --------

-------- YEAR 2017 --------

-------- YEAR 2018 --------

-------- YEAR 2019 --------

-------- YEAR 2020 --------

-------- YEAR 2021 --------

-------- YEAR 2022 --------

-------- YEAR 2023 --------

-------- YEAR 2024 --------

-------- YEAR 2025 --------

-------- YEAR 2026 --------

-------- YEAR 2027 --------

-------- YEAR 2028 --------

-------- YEAR 2029 --------

-------- YEAR 2030 --------

-------- YEAR 2031 --------

-------- YEAR 2032 --------

-------- YEAR 2033 --------

-------- YEAR 2034 --------

-------- YEAR 2035 --------

-------- YEAR 2036 --------

-------- YEAR 2037 --------

-------- YEAR 2038 --------

-------- YEAR 2039 --------

-------- YEAR 2040 --------

NOTE: DATA DISPLAYED AFTER 2011 ONLY IF
VALUE CHANGED FROM PREVIOUS YEAR.

AEP EAST
GENERATION AND FUEL MODULE
INPUT SUMMARY REPORT

QUALIFIER = GAF.INPUT.THERMAL UNIT.

THERMAL UNIT	126	CSV5_SCR 5			
CAPACITY SEGMENTS		1	2	3	4
-------- YEAR 2011 --------					
UPPER SEG SPINNING RESERVE	%	0.00	0.00	0.00	0.00
-------- YEAR 2012 --------					
-------- YEAR 2013 --------					
-------- YEAR 2014 --------					
-------- YEAR 2015 --------					
-------- YEAR 2016 --------					
-------- YEAR 2017 --------					
-------- YEAR 2018 --------					
-------- YEAR 2019 --------					
-------- YEAR 2020 --------					
-------- YEAR 2021 --------					
-------- YEAR 2022 --------					
-------- YEAR 2023 --------					
-------- YEAR 2024 --------					
-------- YEAR 2025 --------					
-------- YEAR 2026 --------					
-------- YEAR 2027 --------					
-------- YEAR 2028 --------					
-------- YEAR 2029 --------					
-------- YEAR 2030 --------					
-------- YEAR 2031 --------					
-------- YEAR 2032 --------					
-------- YEAR 2033 --------					
-------- YEAR 2034 --------					
-------- YEAR 2035 --------					
-------- YEAR 2036 --------					
-------- YEAR 2037 --------					
-------- YEAR 2038 --------					
-------- YEAR 2039 --------					
-------- YEAR 2040 --------					

THERMAL UNIT	127	CSV6_SCR 6			
CAPACITY SEGMENTS		1	2	3	4
-------- YEAR 2011 --------					
UPPER SEG SPINNING RESERVE	%	0.00	0.00	0.00	0.00
-------- YEAR 2012 --------					
-------- YEAR 2013 --------					
-------- YEAR 2014 --------					
-------- YEAR 2015 --------					
-------- YEAR 2016 --------					
-------- YEAR 2017 --------					
-------- YEAR 2018 --------					
-------- YEAR 2019 --------					
-------- YEAR 2020 --------					
-------- YEAR 2021 --------					
-------- YEAR 2022 --------					
-------- YEAR 2023 --------					
-------- YEAR 2024 --------					
-------- YEAR 2025 --------					
-------- YEAR 2026 --------					

-------- YEAR 2027 --------

-------- YEAR 2028 --------

-------- YEAR 2029 --------

-------- YEAR 2030 --------

-------- YEAR 2031 --------

-------- YEAR 2032 --------

-------- YEAR 2033 --------

-------- YEAR 2034 --------

-------- YEAR 2035 --------

-------- YEAR 2036 --------

-------- YEAR 2037 --------

-------- YEAR 2038 --------

-------- YEAR 2039 --------

-------- YEAR 2040 --------

THERMAL UNIT	129	CR1_NGCC	1			
CAPACITY SEGMENTS			1	2	3	4
-------- YEAR 2011 --------						
UPPER SEG SPINNING RESERVE	%		100.00	100.00	100.00	0.00

-------- YEAR 2012 --------

-------- YEAR 2013 --------

-------- YEAR 2014 --------

-------- YEAR 2015 --------

-------- YEAR 2016 --------

-------- YEAR 2017 --------

-------- YEAR 2018 --------

-------- YEAR 2019 --------

-------- YEAR 2020 --------

-------- YEAR 2021 --------

-------- YEAR 2022 --------

-------- YEAR 2023 --------

-------- YEAR 2024 --------

-------- YEAR 2025 --------

NOTE: DATA DISPLAYED AFTER 2011 ONLY IF
VALUE CHANGED FROM PREVIOUS YEAR.

AEP EAST
GENERATION AND FUEL MODULE
INPUT SUMMARY REPORT

QUALIFIER = GAF.INPUT.THERMAL UNIT.

THERMAL UNIT	129	CR1_NGCC	1			
CAPACITY SEGMENTS			1	2	3	4
-------- YEAR 2026 --------						
-------- YEAR 2027 --------						
-------- YEAR 2028 --------						
-------- YEAR 2029 --------						
-------- YEAR 2030 --------						
-------- YEAR 2031 --------						
-------- YEAR 2032 --------						
-------- YEAR 2033 --------						
-------- YEAR 2034 --------						
-------- YEAR 2035 --------						
-------- YEAR 2036 --------						
-------- YEAR 2037 --------						
-------- YEAR 2038 --------						
-------- YEAR 2039 --------						
-------- YEAR 2040 --------						

THERMAL UNIT	130	CR2_NGCC	2			
CAPACITY SEGMENTS			1	2	3	4
-------- YEAR 2011 --------						
UPPER SEG SPINNING RESERVE	%		100.00	100.00	100.00	0.00
-------- YEAR 2012 --------						
-------- YEAR 2013 --------						
-------- YEAR 2014 --------						
-------- YEAR 2015 --------						
-------- YEAR 2016 --------						
-------- YEAR 2017 --------						
-------- YEAR 2018 --------						
-------- YEAR 2019 --------						
-------- YEAR 2020 --------						
-------- YEAR 2021 --------						
-------- YEAR 2022 --------						
-------- YEAR 2023 --------						
-------- YEAR 2024 --------						
-------- YEAR 2025 --------						
-------- YEAR 2026 --------						
-------- YEAR 2027 --------						
-------- YEAR 2028 --------						
-------- YEAR 2029 --------						
-------- YEAR 2030 --------						
-------- YEAR 2031 --------						
-------- YEAR 2032 --------						
-------- YEAR 2033 --------						
-------- YEAR 2034 --------						
-------- YEAR 2035 --------						
-------- YEAR 2036 --------						
-------- YEAR 2037 --------						
-------- YEAR 2038 --------						
-------- YEAR 2039 --------						
-------- YEAR 2040 --------						

THERMAL UNIT	131	MR5_NGCC	5			
CAPACITY SEGMENTS			1	2	3	4

-------- YEAR 2011 --------					
UPPER SEG SPINNING RESERVE	%	100.00	100.00	100.00	0.00
-------- YEAR 2012 --------					
-------- YEAR 2013 --------					
-------- YEAR 2014 --------					
-------- YEAR 2015 --------					
-------- YEAR 2016 --------					
-------- YEAR 2017 --------					
-------- YEAR 2018 --------					
-------- YEAR 2019 --------					
-------- YEAR 2020 --------					
-------- YEAR 2021 --------					
-------- YEAR 2022 --------					
-------- YEAR 2023 --------					
-------- YEAR 2024 --------					
-------- YEAR 2025 --------					
-------- YEAR 2026 --------					
-------- YEAR 2027 --------					
-------- YEAR 2028 --------					
-------- YEAR 2029 --------					
-------- YEAR 2030 --------					
-------- YEAR 2031 --------					
-------- YEAR 2032 --------					
-------- YEAR 2033 --------					
-------- YEAR 2034 --------					
-------- YEAR 2035 --------					
-------- YEAR 2036 --------					
-------- YEAR 2037 --------					
-------- YEAR 2038 --------					
-------- YEAR 2039 --------					
-------- YEAR 2040 --------					

NOTE: DATA DISPLAYED AFTER 2011 ONLY IF
VALUE CHANGED FROM PREVIOUS YEAR.

AEP EAST
GENERATION AND FUEL MODULE
INPUT SUMMARY REPORT

QUALIFIER = GAF.INPUT.THERMAL UNIT.

THERMAL UNIT	132	MR5_FGD 5			
CAPACITY SEGMENTS		1	2	3	4
-------- YEAR 2011 --------					
UPPER SEG SPINNING RESERVE	%	100.00	100.00	100.00	0.00
-------- YEAR 2012 --------					
-------- YEAR 2013 --------					
-------- YEAR 2014 --------					
-------- YEAR 2015 --------					
-------- YEAR 2016 --------					
-------- YEAR 2017 --------					
-------- YEAR 2018 --------					
-------- YEAR 2019 --------					
-------- YEAR 2020 --------					
-------- YEAR 2021 --------					
-------- YEAR 2022 --------					
-------- YEAR 2023 --------					
-------- YEAR 2024 --------					
-------- YEAR 2025 --------					
-------- YEAR 2026 --------					
-------- YEAR 2027 --------					
-------- YEAR 2028 --------					
-------- YEAR 2029 --------					
-------- YEAR 2030 --------					
-------- YEAR 2031 --------					
-------- YEAR 2032 --------					
-------- YEAR 2033 --------					
-------- YEAR 2034 --------					
-------- YEAR 2035 --------					
-------- YEAR 2036 --------					
-------- YEAR 2037 --------					
-------- YEAR 2038 --------					
-------- YEAR 2039 --------					
-------- YEAR 2040 --------					

THERMAL UNIT	133	RP1D_IM 1			
CAPACITY SEGMENTS		1	2	3	4
-------- YEAR 2011 --------					
UPPER SEG SPINNING RESERVE	%	100.00	100.00	100.00	100.00
-------- YEAR 2012 --------					
-------- YEAR 2013 --------					
-------- YEAR 2014 --------					
-------- YEAR 2015 --------					
-------- YEAR 2016 --------					
-------- YEAR 2017 --------					
-------- YEAR 2018 --------					
-------- YEAR 2019 --------					
-------- YEAR 2020 --------					
-------- YEAR 2021 --------					
-------- YEAR 2022 --------					
-------- YEAR 2023 --------					
-------- YEAR 2024 --------					
-------- YEAR 2025 --------					
-------- YEAR 2026 --------					

-------- YEAR 2027 --------

-------- YEAR 2028 --------

-------- YEAR 2029 --------

-------- YEAR 2030 --------

-------- YEAR 2031 --------

-------- YEAR 2032 --------

-------- YEAR 2033 --------

-------- YEAR 2034 --------

-------- YEAR 2035 --------

-------- YEAR 2036 --------

-------- YEAR 2037 --------

-------- YEAR 2038 --------

-------- YEAR 2039 --------

-------- YEAR 2040 --------

THERMAL UNIT	134	RP2D_IM	2			
CAPACITY SEGMENTS			1	2	3	4
-------- YEAR 2011 --------						
UPPER SEG SPINNING RESERVE	%		100.00	100.00	100.00	100.00

-------- YEAR 2012 --------

-------- YEAR 2013 --------

-------- YEAR 2014 --------

-------- YEAR 2015 --------

-------- YEAR 2016 --------

-------- YEAR 2017 --------

-------- YEAR 2018 --------

-------- YEAR 2019 --------

-------- YEAR 2020 --------

-------- YEAR 2021 --------

-------- YEAR 2022 --------

-------- YEAR 2023 --------

-------- YEAR 2024 --------

-------- YEAR 2025 --------

NOTE: DATA DISPLAYED AFTER 2011 ONLY IF
VALUE CHANGED FROM PREVIOUS YEAR.

AEP EAST
GENERATION AND FUEL MODULE
INPUT SUMMARY REPORT

QUALIFIER = GAF.INPUT.THERMAL UNIT.

THERMAL UNIT	134	RP2D_IM	2			
CAPACITY SEGMENTS			1	2	3	4
-------- YEAR 2026 --------						
-------- YEAR 2027 --------						
-------- YEAR 2028 --------						
-------- YEAR 2029 --------						
-------- YEAR 2030 --------						
-------- YEAR 2031 --------						
-------- YEAR 2032 --------						
-------- YEAR 2033 --------						
-------- YEAR 2034 --------						
-------- YEAR 2035 --------						
-------- YEAR 2036 --------						
-------- YEAR 2037 --------						
-------- YEAR 2038 --------						
-------- YEAR 2039 --------						
-------- YEAR 2040 --------						
THERMAL UNIT	135	TAN4_FGD	4			
CAPACITY SEGMENTS			1	2	3	4
-------- YEAR 2011 --------						
UPPER SEG SPINNING RESERVE	%		100.00	100.00	100.00	0.00
-------- YEAR 2012 --------						
-------- YEAR 2013 --------						
-------- YEAR 2014 --------						
-------- YEAR 2015 --------						
-------- YEAR 2016 --------						
-------- YEAR 2017 --------						
-------- YEAR 2018 --------						
-------- YEAR 2019 --------						
-------- YEAR 2020 --------						
-------- YEAR 2021 --------						
-------- YEAR 2022 --------						
-------- YEAR 2023 --------						
-------- YEAR 2024 --------						
-------- YEAR 2025 --------						
-------- YEAR 2026 --------						
-------- YEAR 2027 --------						
-------- YEAR 2028 --------						
-------- YEAR 2029 --------						
-------- YEAR 2030 --------						
-------- YEAR 2031 --------						
-------- YEAR 2032 --------						
-------- YEAR 2033 --------						
-------- YEAR 2034 --------						
-------- YEAR 2035 --------						
-------- YEAR 2036 --------						
-------- YEAR 2037 --------						
-------- YEAR 2038 --------						
-------- YEAR 2039 --------						
-------- YEAR 2040 --------						
THERMAL UNIT	136	RP1D_KP	1			
CAPACITY SEGMENTS			1	2	3	4

-------- YEAR 2011 --------					
UPPER SEG SPINNING RESERVE	%	100.00	100.00	100.00	100.00
-------- YEAR 2012 --------					
-------- YEAR 2013 --------					
-------- YEAR 2014 --------					
-------- YEAR 2015 --------					
-------- YEAR 2016 --------					
-------- YEAR 2017 --------					
-------- YEAR 2018 --------					
-------- YEAR 2019 --------					
-------- YEAR 2020 --------					
-------- YEAR 2021 --------					
-------- YEAR 2022 --------					
-------- YEAR 2023 --------					
-------- YEAR 2024 --------					
-------- YEAR 2025 --------					
-------- YEAR 2026 --------					
-------- YEAR 2027 --------					
-------- YEAR 2028 --------					
-------- YEAR 2029 --------					
-------- YEAR 2030 --------					
-------- YEAR 2031 --------					
-------- YEAR 2032 --------					
-------- YEAR 2033 --------					
-------- YEAR 2034 --------					
-------- YEAR 2035 --------					
-------- YEAR 2036 --------					
-------- YEAR 2037 --------					
-------- YEAR 2038 --------					
-------- YEAR 2039 --------					
-------- YEAR 2040 --------					

NOTE: DATA DISPLAYED AFTER 2011 ONLY IF
VALUE CHANGED FROM PREVIOUS YEAR.

AEP EAST
GENERATION AND FUEL MODULE
INPUT SUMMARY REPORT

QUALIFIER = GAF.INPUT.THERMAL UNIT.

THERMAL UNIT	137	RP2D_KP	2		
CAPACITY SEGMENTS		1	2	3	4
-------- YEAR 2011 --------					
UPPER SEG SPINNING RESERVE	%	100.00	100.00	100.00	100.00
-------- YEAR 2012 --------					
-------- YEAR 2013 --------					
-------- YEAR 2014 --------					
-------- YEAR 2015 --------					
-------- YEAR 2016 --------					
-------- YEAR 2017 --------					
-------- YEAR 2018 --------					
-------- YEAR 2019 --------					
-------- YEAR 2020 --------					
-------- YEAR 2021 --------					
-------- YEAR 2022 --------					
-------- YEAR 2023 --------					
-------- YEAR 2024 --------					
-------- YEAR 2025 --------					
-------- YEAR 2026 --------					
-------- YEAR 2027 --------					
-------- YEAR 2028 --------					
-------- YEAR 2029 --------					
-------- YEAR 2030 --------					
-------- YEAR 2031 --------					
-------- YEAR 2032 --------					
-------- YEAR 2033 --------					
-------- YEAR 2034 --------					
-------- YEAR 2035 --------					
-------- YEAR 2036 --------					
-------- YEAR 2037 --------					
-------- YEAR 2038 --------					
-------- YEAR 2039 --------					
-------- YEAR 2040 --------					
THERMAL UNIT	144	TC4_ESP	4		
CAPACITY SEGMENTS		1	2	3	4
-------- YEAR 2011 --------					
UPPER SEG SPINNING RESERVE	%	100.00	100.00	100.00	0.00
-------- YEAR 2012 --------					
-------- YEAR 2013 --------					
-------- YEAR 2014 --------					
-------- YEAR 2015 --------					
-------- YEAR 2016 --------					
-------- YEAR 2017 --------					
-------- YEAR 2018 --------					
-------- YEAR 2019 --------					
-------- YEAR 2020 --------					
-------- YEAR 2021 --------					
-------- YEAR 2022 --------					
-------- YEAR 2023 --------					
-------- YEAR 2024 --------					
-------- YEAR 2025 --------					
-------- YEAR 2026 --------					

-------- YEAR 2027 --------

-------- YEAR 2028 --------

-------- YEAR 2029 --------

-------- YEAR 2030 --------

-------- YEAR 2031 --------

-------- YEAR 2032 --------

-------- YEAR 2033 --------

-------- YEAR 2034 --------

-------- YEAR 2035 --------

-------- YEAR 2036 --------

-------- YEAR 2037 --------

-------- YEAR 2038 --------

-------- YEAR 2039 --------

-------- YEAR 2040 --------

THERMAL UNIT	145	A390% AP	3			
CAPACITY SEGMENTS			1	2	3	4
-------- YEAR 2011 --------						
UPPER SEG SPINNING RESERVE	%		100.00	100.00	100.00	100.00

-------- YEAR 2012 --------

-------- YEAR 2013 --------

-------- YEAR 2014 --------

-------- YEAR 2015 --------

-------- YEAR 2016 --------

-------- YEAR 2017 --------

-------- YEAR 2018 --------

-------- YEAR 2019 --------

-------- YEAR 2020 --------

-------- YEAR 2021 --------

-------- YEAR 2022 --------

-------- YEAR 2023 --------

-------- YEAR 2024 --------

-------- YEAR 2025 --------

NOTE: DATA DISPLAYED AFTER 2011 ONLY IF
VALUE CHANGED FROM PREVIOUS YEAR.

AEP EAST
GENERATION AND FUEL MODULE
INPUT SUMMARY REPORT

QUALIFIER = GAF.INPUT.THERMAL UNIT.

THERMAL UNIT	145	A390% AP	3			
CAPACITY SEGMENTS			1	2	3	4
-------- YEAR 2026 --------						
-------- YEAR 2027 --------						
-------- YEAR 2028 --------						
-------- YEAR 2029 --------						
-------- YEAR 2030 --------						
-------- YEAR 2031 --------						
-------- YEAR 2032 --------						
-------- YEAR 2033 --------						
-------- YEAR 2034 --------						
-------- YEAR 2035 --------						
-------- YEAR 2036 --------						
-------- YEAR 2037 --------						
-------- YEAR 2038 --------						
-------- YEAR 2039 --------						
-------- YEAR 2040 --------						
THERMAL UNIT	146	A390%OP	3			
CAPACITY SEGMENTS			1	2	3	4
-------- YEAR 2011 --------						
UPPER SEG SPINNING RESERVE	%		100.00	100.00	100.00	100.00
-------- YEAR 2012 --------						
-------- YEAR 2013 --------						
-------- YEAR 2014 --------						
-------- YEAR 2015 --------						
-------- YEAR 2016 --------						
-------- YEAR 2017 --------						
-------- YEAR 2018 --------						
-------- YEAR 2019 --------						
-------- YEAR 2020 --------						
-------- YEAR 2021 --------						
-------- YEAR 2022 --------						
-------- YEAR 2023 --------						
-------- YEAR 2024 --------						
-------- YEAR 2025 --------						
-------- YEAR 2026 --------						
-------- YEAR 2027 --------						
-------- YEAR 2028 --------						
-------- YEAR 2029 --------						
-------- YEAR 2030 --------						
-------- YEAR 2031 --------						
-------- YEAR 2032 --------						
-------- YEAR 2033 --------						
-------- YEAR 2034 --------						
-------- YEAR 2035 --------						
-------- YEAR 2036 --------						
-------- YEAR 2037 --------						
-------- YEAR 2038 --------						
-------- YEAR 2039 --------						
-------- YEAR 2040 --------						
THERMAL UNIT	147	MTN_90%	1			
CAPACITY SEGMENTS			1	2	3	4

-------- YEAR 2011 --------					
UPPER SEG SPINNING RESERVE	%	100.00	100.00	100.00	100.00
-------- YEAR 2012 --------					
-------- YEAR 2013 --------					
-------- YEAR 2014 --------					
-------- YEAR 2015 --------					
-------- YEAR 2016 --------					
-------- YEAR 2017 --------					
-------- YEAR 2018 --------					
-------- YEAR 2019 --------					
-------- YEAR 2020 --------					
-------- YEAR 2021 --------					
-------- YEAR 2022 --------					
-------- YEAR 2023 --------					
-------- YEAR 2024 --------					
-------- YEAR 2025 --------					
-------- YEAR 2026 --------					
-------- YEAR 2027 --------					
-------- YEAR 2028 --------					
-------- YEAR 2029 --------					
-------- YEAR 2030 --------					
-------- YEAR 2031 --------					
-------- YEAR 2032 --------					
-------- YEAR 2033 --------					
-------- YEAR 2034 --------					
-------- YEAR 2035 --------					
-------- YEAR 2036 --------					
-------- YEAR 2037 --------					
-------- YEAR 2038 --------					
-------- YEAR 2039 --------					
-------- YEAR 2040 --------					

NOTE: DATA DISPLAYED AFTER 2011 ONLY IF
VALUE CHANGED FROM PREVIOUS YEAR.

AEP EAST
GENERATION AND FUEL MODULE
INPUT SUMMARY REPORT

QUALIFIER = GAF.INPUT.THERMAL UNIT.

THERMAL UNIT CAPACITY SEGMENTS	148	RPT1_90% 1			
		1	2	3	4
-------- YEAR 2011 --------					
UPPER SEG SPINNING RESERVE	%	100.00	100.00	100.00	100.00
-------- YEAR 2012 --------					
-------- YEAR 2013 --------					
-------- YEAR 2014 --------					
-------- YEAR 2015 --------					
-------- YEAR 2016 --------					
-------- YEAR 2017 --------					
-------- YEAR 2018 --------					
-------- YEAR 2019 --------					
-------- YEAR 2020 --------					
-------- YEAR 2021 --------					
-------- YEAR 2022 --------					
-------- YEAR 2023 --------					
-------- YEAR 2024 --------					
-------- YEAR 2025 --------					
-------- YEAR 2026 --------					
-------- YEAR 2027 --------					
-------- YEAR 2028 --------					
-------- YEAR 2029 --------					
-------- YEAR 2030 --------					
-------- YEAR 2031 --------					
-------- YEAR 2032 --------					
-------- YEAR 2033 --------					
-------- YEAR 2034 --------					
-------- YEAR 2035 --------					
-------- YEAR 2036 --------					
-------- YEAR 2037 --------					
-------- YEAR 2038 --------					
-------- YEAR 2039 --------					
-------- YEAR 2040 --------					

THERMAL UNIT CAPACITY SEGMENTS	149	RPT2_90% 2			
		1	2	3	4
-------- YEAR 2011 --------					
UPPER SEG SPINNING RESERVE	%	100.00	100.00	100.00	100.00
-------- YEAR 2012 --------					
-------- YEAR 2013 --------					
-------- YEAR 2014 --------					
-------- YEAR 2015 --------					
-------- YEAR 2016 --------					
-------- YEAR 2017 --------					
-------- YEAR 2018 --------					
-------- YEAR 2019 --------					
-------- YEAR 2020 --------					
-------- YEAR 2021 --------					
-------- YEAR 2022 --------					
-------- YEAR 2023 --------					
-------- YEAR 2024 --------					
-------- YEAR 2025 --------					
-------- YEAR 2026 --------					

-------- YEAR 2027 --------

-------- YEAR 2028 --------

-------- YEAR 2029 --------

-------- YEAR 2030 --------

-------- YEAR 2031 --------

-------- YEAR 2032 --------

-------- YEAR 2033 --------

-------- YEAR 2034 --------

-------- YEAR 2035 --------

-------- YEAR 2036 --------

-------- YEAR 2037 --------

-------- YEAR 2038 --------

-------- YEAR 2039 --------

-------- YEAR 2040 --------

THERMAL UNIT	150	GV1_90%	1			
CAPACITY SEGMENTS			1	2	3	4
-------- YEAR 2011 --------						
UPPER SEG SPINNING RESERVE	%		100.00	100.00	100.00	100.00

-------- YEAR 2012 --------

-------- YEAR 2013 --------

-------- YEAR 2014 --------

-------- YEAR 2015 --------

-------- YEAR 2016 --------

-------- YEAR 2017 --------

-------- YEAR 2018 --------

-------- YEAR 2019 --------

-------- YEAR 2020 --------

-------- YEAR 2021 --------

-------- YEAR 2022 --------

-------- YEAR 2023 --------

-------- YEAR 2024 --------

-------- YEAR 2025 --------

NOTE: DATA DISPLAYED AFTER 2011 ONLY IF
VALUE CHANGED FROM PREVIOUS YEAR.

AEP EAST
GENERATION AND FUEL MODULE
INPUT SUMMARY REPORT

QUALIFIER = GAF.INPUT.THERMAL UNIT.

THERMAL UNIT	150	GV1_90%	1			
CAPACITY SEGMENTS			1	2	3	4
-------- YEAR 2026 --------						
-------- YEAR 2027 --------						
-------- YEAR 2028 --------						
-------- YEAR 2029 --------						
-------- YEAR 2030 --------						
-------- YEAR 2031 --------						
-------- YEAR 2032 --------						
-------- YEAR 2033 --------						
-------- YEAR 2034 --------						
-------- YEAR 2035 --------						
-------- YEAR 2036 --------						
-------- YEAR 2037 --------						
-------- YEAR 2038 --------						
-------- YEAR 2039 --------						
-------- YEAR 2040 --------						
THERMAL UNIT	151	GV2_90%	2			
CAPACITY SEGMENTS			1	2	3	4
-------- YEAR 2011 --------						
UPPER SEG SPINNING RESERVE	%		100.00	100.00	100.00	100.00
-------- YEAR 2012 --------						
-------- YEAR 2013 --------						
-------- YEAR 2014 --------						
-------- YEAR 2015 --------						
-------- YEAR 2016 --------						
-------- YEAR 2017 --------						
-------- YEAR 2018 --------						
-------- YEAR 2019 --------						
-------- YEAR 2020 --------						
-------- YEAR 2021 --------						
-------- YEAR 2022 --------						
-------- YEAR 2023 --------						
-------- YEAR 2024 --------						
-------- YEAR 2025 --------						
-------- YEAR 2026 --------						
-------- YEAR 2027 --------						
-------- YEAR 2028 --------						
-------- YEAR 2029 --------						
-------- YEAR 2030 --------						
-------- YEAR 2031 --------						
-------- YEAR 2032 --------						
-------- YEAR 2033 --------						
-------- YEAR 2034 --------						
-------- YEAR 2035 --------						
-------- YEAR 2036 --------						
-------- YEAR 2037 --------						
-------- YEAR 2038 --------						
-------- YEAR 2039 --------						
-------- YEAR 2040 --------						
THERMAL UNIT	153	MTN_18%	1			
CAPACITY SEGMENTS			1	2	3	4

-------- YEAR 2011 --------					
UPPER SEG SPINNING RESERVE	%	100.00	100.00	100.00	100.00
-------- YEAR 2012 --------					
-------- YEAR 2013 --------					
-------- YEAR 2014 --------					
-------- YEAR 2015 --------					
-------- YEAR 2016 --------					
-------- YEAR 2017 --------					
-------- YEAR 2018 --------					
-------- YEAR 2019 --------					
-------- YEAR 2020 --------					
-------- YEAR 2021 --------					
-------- YEAR 2022 --------					
-------- YEAR 2023 --------					
-------- YEAR 2024 --------					
-------- YEAR 2025 --------					
-------- YEAR 2026 --------					
-------- YEAR 2027 --------					
-------- YEAR 2028 --------					
-------- YEAR 2029 --------					
-------- YEAR 2030 --------					
-------- YEAR 2031 --------					
-------- YEAR 2032 --------					
-------- YEAR 2033 --------					
-------- YEAR 2034 --------					
-------- YEAR 2035 --------					
-------- YEAR 2036 --------					
-------- YEAR 2037 --------					
-------- YEAR 2038 --------					
-------- YEAR 2039 --------					
-------- YEAR 2040 --------					

NOTE: DATA DISPLAYED AFTER 2011 ONLY IF
VALUE CHANGED FROM PREVIOUS YEAR.

AEP EAST
GENERATION AND FUEL MODULE
INPUT SUMMARY REPORT

QUALIFIER = GAF.INPUT.THERMAL UNIT.

THERMAL UNIT CAPACITY SEGMENTS	154	CC_FA_KP 1			
		1	2	3	4
-------- YEAR 2011 --------					
UPPER SEG SPINNING RESERVE	%	0.00	0.00	0.00	0.00
-------- YEAR 2012 --------					
-------- YEAR 2013 --------					
-------- YEAR 2014 --------					
-------- YEAR 2015 --------					
-------- YEAR 2016 --------					
-------- YEAR 2017 --------					
-------- YEAR 2018 --------					
-------- YEAR 2019 --------					
-------- YEAR 2020 --------					
-------- YEAR 2021 --------					
-------- YEAR 2022 --------					
-------- YEAR 2023 --------					
-------- YEAR 2024 --------					
-------- YEAR 2025 --------					
-------- YEAR 2026 --------					
-------- YEAR 2027 --------					
-------- YEAR 2028 --------					
-------- YEAR 2029 --------					
-------- YEAR 2030 --------					
-------- YEAR 2031 --------					
-------- YEAR 2032 --------					
-------- YEAR 2033 --------					
-------- YEAR 2034 --------					
-------- YEAR 2035 --------					
-------- YEAR 2036 --------					
-------- YEAR 2037 --------					
-------- YEAR 2038 --------					
-------- YEAR 2039 --------					
-------- YEAR 2040 --------					

THERMAL UNIT CAPACITY SEGMENTS	155	CT_OHIO 1			
		1	2	3	4
-------- YEAR 2011 --------					
UPPER SEG SPINNING RESERVE	%	0.00	0.00	0.00	0.00
-------- YEAR 2012 --------					
-------- YEAR 2013 --------					
-------- YEAR 2014 --------					
-------- YEAR 2015 --------					
-------- YEAR 2016 --------					
-------- YEAR 2017 --------					
-------- YEAR 2018 --------					
-------- YEAR 2019 --------					
-------- YEAR 2020 --------					
-------- YEAR 2021 --------					
-------- YEAR 2022 --------					
-------- YEAR 2023 --------					
-------- YEAR 2024 --------					
-------- YEAR 2025 --------					
-------- YEAR 2026 --------					

-------- YEAR 2027 --------

-------- YEAR 2028 --------

-------- YEAR 2029 --------

-------- YEAR 2030 --------

-------- YEAR 2031 --------

-------- YEAR 2032 --------

-------- YEAR 2033 --------

-------- YEAR 2034 --------

-------- YEAR 2035 --------

-------- YEAR 2036 --------

-------- YEAR 2037 --------

-------- YEAR 2038 --------

-------- YEAR 2039 --------

-------- YEAR 2040 --------

THERMAL UNIT	156	CC_OH	1			
CAPACITY SEGMENTS			1	2	3	4
-------- YEAR 2011 --------						
UPPER SEG SPINNING RESERVE	%		0.00	0.00	0.00	0.00

-------- YEAR 2012 --------

-------- YEAR 2013 --------

-------- YEAR 2014 --------

-------- YEAR 2015 --------

-------- YEAR 2016 --------

-------- YEAR 2017 --------

-------- YEAR 2018 --------

-------- YEAR 2019 --------

-------- YEAR 2020 --------

-------- YEAR 2021 --------

-------- YEAR 2022 --------

-------- YEAR 2023 --------

-------- YEAR 2024 --------

-------- YEAR 2025 --------

NOTE: DATA DISPLAYED AFTER 2011 ONLY IF
VALUE CHANGED FROM PREVIOUS YEAR.

AEP EAST
GENERATION AND FUEL MODULE
INPUT SUMMARY REPORT

QUALIFIER = GAF.INPUT.THERMAL UNIT.

THERMAL UNIT	156	CC_OH	1			
CAPACITY SEGMENTS			1	2	3	4
-------- YEAR 2026 --------						
-------- YEAR 2027 --------						
-------- YEAR 2028 --------						
-------- YEAR 2029 --------						
-------- YEAR 2030 --------						
-------- YEAR 2031 --------						
-------- YEAR 2032 --------						
-------- YEAR 2033 --------						
-------- YEAR 2034 --------						
-------- YEAR 2035 --------						
-------- YEAR 2036 --------						
-------- YEAR 2037 --------						
-------- YEAR 2038 --------						
-------- YEAR 2039 --------						
-------- YEAR 2040 --------						
THERMAL UNIT	157	CT_I&M	1			
CAPACITY SEGMENTS			1	2	3	4
-------- YEAR 2011 --------						
UPPER SEG SPINNING RESERVE	%		0.00	0.00	0.00	0.00
-------- YEAR 2012 --------						
-------- YEAR 2013 --------						
-------- YEAR 2014 --------						
-------- YEAR 2015 --------						
-------- YEAR 2016 --------						
-------- YEAR 2017 --------						
-------- YEAR 2018 --------						
-------- YEAR 2019 --------						
-------- YEAR 2020 --------						
-------- YEAR 2021 --------						
-------- YEAR 2022 --------						
-------- YEAR 2023 --------						
-------- YEAR 2024 --------						
-------- YEAR 2025 --------						
-------- YEAR 2026 --------						
-------- YEAR 2027 --------						
-------- YEAR 2028 --------						
-------- YEAR 2029 --------						
-------- YEAR 2030 --------						
-------- YEAR 2031 --------						
-------- YEAR 2032 --------						
-------- YEAR 2033 --------						
-------- YEAR 2034 --------						
-------- YEAR 2035 --------						
-------- YEAR 2036 --------						
-------- YEAR 2037 --------						
-------- YEAR 2038 --------						
-------- YEAR 2039 --------						
-------- YEAR 2040 --------						
THERMAL UNIT	158	CC_I&M	1			
CAPACITY SEGMENTS			1	2	3	4

-------- YEAR 2011 --------

UPPER SEG SPINNING RESERVE	%	0.00	0.00	0.00	0.00

-------- YEAR 2012 --------

-------- YEAR 2013 --------

-------- YEAR 2014 --------

-------- YEAR 2015 --------

-------- YEAR 2016 --------

-------- YEAR 2017 --------

-------- YEAR 2018 --------

-------- YEAR 2019 --------

-------- YEAR 2020 --------

-------- YEAR 2021 --------

-------- YEAR 2022 --------

-------- YEAR 2023 --------

-------- YEAR 2024 --------

-------- YEAR 2025 --------

-------- YEAR 2026 --------

-------- YEAR 2027 --------

-------- YEAR 2028 --------

-------- YEAR 2029 --------

-------- YEAR 2030 --------

-------- YEAR 2031 --------

-------- YEAR 2032 --------

-------- YEAR 2033 --------

-------- YEAR 2034 --------

-------- YEAR 2035 --------

-------- YEAR 2036 --------

-------- YEAR 2037 --------

-------- YEAR 2038 --------

-------- YEAR 2039 --------

-------- YEAR 2040 --------

NOTE: DATA DISPLAYED AFTER 2011 ONLY IF
VALUE CHANGED FROM PREVIOUS YEAR.

AEP EAST
GENERATION AND FUEL MODULE
INPUT SUMMARY REPORT

QUALIFIER = GAF.INPUT.THERMAL UNIT.

THERMAL UNIT	159	CT_APCO 1			
CAPACITY SEGMENTS		1	2	3	4
-------- YEAR 2011 --------					
UPPER SEG SPINNING RESERVE	%	0.00	0.00	0.00	0.00
-------- YEAR 2012 --------					
-------- YEAR 2013 --------					
-------- YEAR 2014 --------					
-------- YEAR 2015 --------					
-------- YEAR 2016 --------					
-------- YEAR 2017 --------					
-------- YEAR 2018 --------					
-------- YEAR 2019 --------					
-------- YEAR 2020 --------					
-------- YEAR 2021 --------					
-------- YEAR 2022 --------					
-------- YEAR 2023 --------					
-------- YEAR 2024 --------					
-------- YEAR 2025 --------					
-------- YEAR 2026 --------					
-------- YEAR 2027 --------					
-------- YEAR 2028 --------					
-------- YEAR 2029 --------					
-------- YEAR 2030 --------					
-------- YEAR 2031 --------					
-------- YEAR 2032 --------					
-------- YEAR 2033 --------					
-------- YEAR 2034 --------					
-------- YEAR 2035 --------					
-------- YEAR 2036 --------					
-------- YEAR 2037 --------					
-------- YEAR 2038 --------					
-------- YEAR 2039 --------					
-------- YEAR 2040 --------					
THERMAL UNIT	160	CC_APCO 1			
CAPACITY SEGMENTS		1	2	3	4
-------- YEAR 2011 --------					
UPPER SEG SPINNING RESERVE	%	0.00	0.00	0.00	0.00
-------- YEAR 2012 --------					
-------- YEAR 2013 --------					
-------- YEAR 2014 --------					
-------- YEAR 2015 --------					
-------- YEAR 2016 --------					
-------- YEAR 2017 --------					
-------- YEAR 2018 --------					
-------- YEAR 2019 --------					
-------- YEAR 2020 --------					
-------- YEAR 2021 --------					
-------- YEAR 2022 --------					
-------- YEAR 2023 --------					
-------- YEAR 2024 --------					
-------- YEAR 2025 --------					
-------- YEAR 2026 --------					

-------- YEAR 2027 --------

-------- YEAR 2028 --------

-------- YEAR 2029 --------

-------- YEAR 2030 --------

-------- YEAR 2031 --------

-------- YEAR 2032 --------

-------- YEAR 2033 --------

-------- YEAR 2034 --------

-------- YEAR 2035 --------

-------- YEAR 2036 --------

-------- YEAR 2037 --------

-------- YEAR 2038 --------

-------- YEAR 2039 --------

-------- YEAR 2040 --------

THERMAL UNIT	161	CT_KPCO	1			
CAPACITY SEGMENTS			1	2	3	4
-------- YEAR 2011 --------						
UPPER SEG SPINNING RESERVE	%		0.00	0.00	0.00	0.00

-------- YEAR 2012 --------

-------- YEAR 2013 --------

-------- YEAR 2014 --------

-------- YEAR 2015 --------

-------- YEAR 2016 --------

-------- YEAR 2017 --------

-------- YEAR 2018 --------

-------- YEAR 2019 --------

-------- YEAR 2020 --------

-------- YEAR 2021 --------

-------- YEAR 2022 --------

-------- YEAR 2023 --------

-------- YEAR 2024 --------

-------- YEAR 2025 --------

NOTE: DATA DISPLAYED AFTER 2011 ONLY IF
VALUE CHANGED FROM PREVIOUS YEAR.

AEP EAST
GENERATION AND FUEL MODULE
INPUT SUMMARY REPORT

QUALIFIER = GAF.INPUT.THERMAL UNIT.

THERMAL UNIT	161	CT_KPCO	1			
CAPACITY SEGMENTS			1	2	3	4
-------- YEAR 2026 --------						
-------- YEAR 2027 --------						
-------- YEAR 2028 --------						
-------- YEAR 2029 --------						
-------- YEAR 2030 --------						
-------- YEAR 2031 --------						
-------- YEAR 2032 --------						
-------- YEAR 2033 --------						
-------- YEAR 2034 --------						
-------- YEAR 2035 --------						
-------- YEAR 2036 --------						
-------- YEAR 2037 --------						
-------- YEAR 2038 --------						
-------- YEAR 2039 --------						
-------- YEAR 2040 --------						

THERMAL UNIT	162	CC_KPCO	1			
CAPACITY SEGMENTS			1	2	3	4
-------- YEAR 2011 --------						
UPPER SEG SPINNING RESERVE	%		0.00	0.00	0.00	0.00
-------- YEAR 2012 --------						
-------- YEAR 2013 --------						
-------- YEAR 2014 --------						
-------- YEAR 2015 --------						
-------- YEAR 2016 --------						
-------- YEAR 2017 --------						
-------- YEAR 2018 --------						
-------- YEAR 2019 --------						
-------- YEAR 2020 --------						
-------- YEAR 2021 --------						
-------- YEAR 2022 --------						
-------- YEAR 2023 --------						
-------- YEAR 2024 --------						
-------- YEAR 2025 --------						
-------- YEAR 2026 --------						
-------- YEAR 2027 --------						
-------- YEAR 2028 --------						
-------- YEAR 2029 --------						
-------- YEAR 2030 --------						
-------- YEAR 2031 --------						
-------- YEAR 2032 --------						
-------- YEAR 2033 --------						
-------- YEAR 2034 --------						
-------- YEAR 2035 --------						
-------- YEAR 2036 --------						
-------- YEAR 2037 --------						
-------- YEAR 2038 --------						
-------- YEAR 2039 --------						
-------- YEAR 2040 --------						

THERMAL UNIT	163	BS2 FGD	1			
CAPACITY SEGMENTS			1	2	3	4

-------- YEAR 2011 --------

UPPER SEG SPINNING RESERVE	%	100.00	100.00	100.00	100.00

-------- YEAR 2012 --------

-------- YEAR 2013 --------

-------- YEAR 2014 --------

-------- YEAR 2015 --------

-------- YEAR 2016 --------

-------- YEAR 2017 --------

-------- YEAR 2018 --------

-------- YEAR 2019 --------

-------- YEAR 2020 --------

-------- YEAR 2021 --------

-------- YEAR 2022 --------

-------- YEAR 2023 --------

-------- YEAR 2024 --------

-------- YEAR 2025 --------

-------- YEAR 2026 --------

-------- YEAR 2027 --------

-------- YEAR 2028 --------

-------- YEAR 2029 --------

-------- YEAR 2030 --------

-------- YEAR 2031 --------

-------- YEAR 2032 --------

-------- YEAR 2033 --------

-------- YEAR 2034 --------

-------- YEAR 2035 --------

-------- YEAR 2036 --------

-------- YEAR 2037 --------

-------- YEAR 2038 --------

-------- YEAR 2039 --------

-------- YEAR 2040 --------

NOTE: DATA DISPLAYED AFTER 2011 ONLY IF
VALUE CHANGED FROM PREVIOUS YEAR.

AEP EAST
GENERATION AND FUEL MODULE
INPUT SUMMARY REPORT

QUALIFIER = GAF.INPUT.THERMAL UNIT.

THERMAL UNIT	164	BS2 FGD 5			
CAPACITY SEGMENTS		1	2	3	4
-------- YEAR 2011 --------					
UPPER SEG SPINNING RESERVE	%	100.00	100.00	100.00	100.00
-------- YEAR 2012 --------					
-------- YEAR 2013 --------					
-------- YEAR 2014 --------					
-------- YEAR 2015 --------					
-------- YEAR 2016 --------					
-------- YEAR 2017 --------					
-------- YEAR 2018 --------					
-------- YEAR 2019 --------					
-------- YEAR 2020 --------					
-------- YEAR 2021 --------					
-------- YEAR 2022 --------					
-------- YEAR 2023 --------					
-------- YEAR 2024 --------					
-------- YEAR 2025 --------					
-------- YEAR 2026 --------					
-------- YEAR 2027 --------					
-------- YEAR 2028 --------					
-------- YEAR 2029 --------					
-------- YEAR 2030 --------					
-------- YEAR 2031 --------					
-------- YEAR 2032 --------					
-------- YEAR 2033 --------					
-------- YEAR 2034 --------					
-------- YEAR 2035 --------					
-------- YEAR 2036 --------					
-------- YEAR 2037 --------					
-------- YEAR 2038 --------					
-------- YEAR 2039 --------					
-------- YEAR 2040 --------					

THERMAL UNIT	165	BS2 FGD 22			
CAPACITY SEGMENTS		1	2	3	4
-------- YEAR 2011 --------					
UPPER SEG SPINNING RESERVE	%	100.00	100.00	100.00	100.00
-------- YEAR 2012 --------					
-------- YEAR 2013 --------					
-------- YEAR 2014 --------					
-------- YEAR 2015 --------					
-------- YEAR 2016 --------					
-------- YEAR 2017 --------					
-------- YEAR 2018 --------					
-------- YEAR 2019 --------					
-------- YEAR 2020 --------					
-------- YEAR 2021 --------					
-------- YEAR 2022 --------					
-------- YEAR 2023 --------					
-------- YEAR 2024 --------					
-------- YEAR 2025 --------					
-------- YEAR 2026 --------					

-------- YEAR 2027 --------

-------- YEAR 2028 --------

-------- YEAR 2029 --------

-------- YEAR 2030 --------

-------- YEAR 2031 --------

-------- YEAR 2032 --------

-------- YEAR 2033 --------

-------- YEAR 2034 --------

-------- YEAR 2035 --------

-------- YEAR 2036 --------

-------- YEAR 2037 --------

-------- YEAR 2038 --------

-------- YEAR 2039 --------

-------- YEAR 2040 --------

THERMAL UNIT	166	BS2 FGD	23			
CAPACITY SEGMENTS			1	2	3	4
-------- YEAR 2011 --------						
UPPER SEG SPINNING RESERVE	%		100.00	100.00	100.00	100.00

-------- YEAR 2012 --------

-------- YEAR 2013 --------

-------- YEAR 2014 --------

-------- YEAR 2015 --------

-------- YEAR 2016 --------

-------- YEAR 2017 --------

-------- YEAR 2018 --------

-------- YEAR 2019 --------

-------- YEAR 2020 --------

-------- YEAR 2021 --------

-------- YEAR 2022 --------

-------- YEAR 2023 --------

-------- YEAR 2024 --------

-------- YEAR 2025 --------

NOTE: DATA DISPLAYED AFTER 2011 ONLY IF
VALUE CHANGED FROM PREVIOUS YEAR.

AEP EAST
GENERATION AND FUEL MODULE
INPUT SUMMARY REPORT

QUALIFIER = GAF.INPUT.THERMAL UNIT.

THERMAL UNIT 166 BS2 FGD 23
CAPACITY SEGMENTS 1 2 3 4

-------- YEAR 2026 --------

-------- YEAR 2027 --------

-------- YEAR 2028 --------

-------- YEAR 2029 --------

-------- YEAR 2030 --------

-------- YEAR 2031 --------

-------- YEAR 2032 --------

-------- YEAR 2033 --------

-------- YEAR 2034 --------

-------- YEAR 2035 --------

-------- YEAR 2036 --------

-------- YEAR 2037 --------

-------- YEAR 2038 --------

-------- YEAR 2039 --------

-------- YEAR 2040 --------

THERMAL UNIT 168 IGCC AP 1
CAPACITY SEGMENTS 1 2 3 4

-------- YEAR 2011 --------
UPPER SEG SPINNING RESERVE % 0.00 0.00 0.00 0.00

-------- YEAR 2012 --------

-------- YEAR 2013 --------

-------- YEAR 2014 --------

-------- YEAR 2015 --------

-------- YEAR 2016 --------

-------- YEAR 2017 --------

-------- YEAR 2018 --------

-------- YEAR 2019 --------

-------- YEAR 2020 --------

-------- YEAR 2021 --------

-------- YEAR 2022 --------

-------- YEAR 2023 --------

-------- YEAR 2024 --------

-------- YEAR 2025 --------

-------- YEAR 2026 --------

-------- YEAR 2027 --------

-------- YEAR 2028 --------

-------- YEAR 2029 --------

-------- YEAR 2030 --------

-------- YEAR 2031 --------

-------- YEAR 2032 --------

-------- YEAR 2033 --------

-------- YEAR 2034 --------

-------- YEAR 2035 --------

-------- YEAR 2036 --------

-------- YEAR 2037 --------

-------- YEAR 2038 --------

-------- YEAR 2039 --------

-------- YEAR 2040 --------

THERMAL UNIT 169 PC_UL_AP 1
CAPACITY SEGMENTS 1 2 3 4

-------- YEAR 2011 --------					
UPPER SEG SPINNING RESERVE	%	0.00	0.00	0.00	0.00
-------- YEAR 2012 --------					
-------- YEAR 2013 --------					
-------- YEAR 2014 --------					
-------- YEAR 2015 --------					
-------- YEAR 2016 --------					
-------- YEAR 2017 --------					
-------- YEAR 2018 --------					
-------- YEAR 2019 --------					
-------- YEAR 2020 --------					
-------- YEAR 2021 --------					
-------- YEAR 2022 --------					
-------- YEAR 2023 --------					
-------- YEAR 2024 --------					
-------- YEAR 2025 --------					
-------- YEAR 2026 --------					
-------- YEAR 2027 --------					
-------- YEAR 2028 --------					
-------- YEAR 2029 --------					
-------- YEAR 2030 --------					
-------- YEAR 2031 --------					
-------- YEAR 2032 --------					
-------- YEAR 2033 --------					
-------- YEAR 2034 --------					
-------- YEAR 2035 --------					
-------- YEAR 2036 --------					
-------- YEAR 2037 --------					
-------- YEAR 2038 --------					
-------- YEAR 2039 --------					
-------- YEAR 2040 --------					

NOTE: DATA DISPLAYED AFTER 2011 ONLY IF
VALUE CHANGED FROM PREVIOUS YEAR.

AEP EAST
GENERATION AND FUEL MODULE
INPUT SUMMARY REPORT

QUALIFIER = GAF.INPUT.THERMAL UNIT.

THERMAL UNIT	170	Nuke_AP 1			
CAPACITY SEGMENTS		1	2	3	4
-------- YEAR 2011 --------					
UPPER SEG SPINNING RESERVE	%	0.00	0.00	0.00	0.00
-------- YEAR 2012 --------					
-------- YEAR 2013 --------					
-------- YEAR 2014 --------					
-------- YEAR 2015 --------					
-------- YEAR 2016 --------					
-------- YEAR 2017 --------					
-------- YEAR 2018 --------					
-------- YEAR 2019 --------					
-------- YEAR 2020 --------					
-------- YEAR 2021 --------					
-------- YEAR 2022 --------					
-------- YEAR 2023 --------					
-------- YEAR 2024 --------					
-------- YEAR 2025 --------					
-------- YEAR 2026 --------					
-------- YEAR 2027 --------					
-------- YEAR 2028 --------					
-------- YEAR 2029 --------					
-------- YEAR 2030 --------					
-------- YEAR 2031 --------					
-------- YEAR 2032 --------					
-------- YEAR 2033 --------					
-------- YEAR 2034 --------					
-------- YEAR 2035 --------					
-------- YEAR 2036 --------					
-------- YEAR 2037 --------					
-------- YEAR 2038 --------					
-------- YEAR 2039 --------					
-------- YEAR 2040 --------					
THERMAL UNIT	171	IGCC IM 1			
CAPACITY SEGMENTS		1	2	3	4
-------- YEAR 2011 --------					
UPPER SEG SPINNING RESERVE	%	0.00	0.00	0.00	0.00
-------- YEAR 2012 --------					
-------- YEAR 2013 --------					
-------- YEAR 2014 --------					
-------- YEAR 2015 --------					
-------- YEAR 2016 --------					
-------- YEAR 2017 --------					
-------- YEAR 2018 --------					
-------- YEAR 2019 --------					
-------- YEAR 2020 --------					
-------- YEAR 2021 --------					
-------- YEAR 2022 --------					
-------- YEAR 2023 --------					
-------- YEAR 2024 --------					
-------- YEAR 2025 --------					
-------- YEAR 2026 --------					

-------- YEAR 2027 --------

-------- YEAR 2028 --------

-------- YEAR 2029 --------

-------- YEAR 2030 --------

-------- YEAR 2031 --------

-------- YEAR 2032 --------

-------- YEAR 2033 --------

-------- YEAR 2034 --------

-------- YEAR 2035 --------

-------- YEAR 2036 --------

-------- YEAR 2037 --------

-------- YEAR 2038 --------

-------- YEAR 2039 --------

-------- YEAR 2040 --------

THERMAL UNIT	172	PC_UL_IM	1			
CAPACITY SEGMENTS			1	2	3	4
-------- YEAR 2011 --------						
UPPER SEG SPINNING RESERVE	%		0.00	0.00	0.00	0.00

-------- YEAR 2012 --------

-------- YEAR 2013 --------

-------- YEAR 2014 --------

-------- YEAR 2015 --------

-------- YEAR 2016 --------

-------- YEAR 2017 --------

-------- YEAR 2018 --------

-------- YEAR 2019 --------

-------- YEAR 2020 --------

-------- YEAR 2021 --------

-------- YEAR 2022 --------

-------- YEAR 2023 --------

-------- YEAR 2024 --------

-------- YEAR 2025 --------

NOTE: DATA DISPLAYED AFTER 2011 ONLY IF
VALUE CHANGED FROM PREVIOUS YEAR.

AEP EAST
GENERATION AND FUEL MODULE
INPUT SUMMARY REPORT

QUALIFIER = GAF.INPUT.THERMAL UNIT.

THERMAL UNIT	172	PC_UL_IM	1			
CAPACITY SEGMENTS			1	2	3	4
-------- YEAR 2026 --------						
-------- YEAR 2027 --------						
-------- YEAR 2028 --------						
-------- YEAR 2029 --------						
-------- YEAR 2030 --------						
-------- YEAR 2031 --------						
-------- YEAR 2032 --------						
-------- YEAR 2033 --------						
-------- YEAR 2034 --------						
-------- YEAR 2035 --------						
-------- YEAR 2036 --------						
-------- YEAR 2037 --------						
-------- YEAR 2038 --------						
-------- YEAR 2039 --------						
-------- YEAR 2040 --------						
THERMAL UNIT	173	NUKE_IM	1			
CAPACITY SEGMENTS			1	2	3	4
-------- YEAR 2011 --------						
UPPER SEG SPINNING RESERVE	%		0.00	0.00	0.00	0.00
-------- YEAR 2012 --------						
-------- YEAR 2013 --------						
-------- YEAR 2014 --------						
-------- YEAR 2015 --------						
-------- YEAR 2016 --------						
-------- YEAR 2017 --------						
-------- YEAR 2018 --------						
-------- YEAR 2019 --------						
-------- YEAR 2020 --------						
-------- YEAR 2021 --------						
-------- YEAR 2022 --------						
-------- YEAR 2023 --------						
-------- YEAR 2024 --------						
-------- YEAR 2025 --------						
-------- YEAR 2026 --------						
-------- YEAR 2027 --------						
-------- YEAR 2028 --------						
-------- YEAR 2029 --------						
-------- YEAR 2030 --------						
-------- YEAR 2031 --------						
-------- YEAR 2032 --------						
-------- YEAR 2033 --------						
-------- YEAR 2034 --------						
-------- YEAR 2035 --------						
-------- YEAR 2036 --------						
-------- YEAR 2037 --------						
-------- YEAR 2038 --------						
-------- YEAR 2039 --------						
-------- YEAR 2040 --------						
THERMAL UNIT	174	IGCC KP	1			
CAPACITY SEGMENTS			1	2	3	4

-------- YEAR 2011 --------

UPPER SEG SPINNING RESERVE	%	0.00	0.00	0.00	0.00

-------- YEAR 2012 --------

-------- YEAR 2013 --------

-------- YEAR 2014 --------

-------- YEAR 2015 --------

-------- YEAR 2016 --------

-------- YEAR 2017 --------

-------- YEAR 2018 --------

-------- YEAR 2019 --------

-------- YEAR 2020 --------

-------- YEAR 2021 --------

-------- YEAR 2022 --------

-------- YEAR 2023 --------

-------- YEAR 2024 --------

-------- YEAR 2025 --------

-------- YEAR 2026 --------

-------- YEAR 2027 --------

-------- YEAR 2028 --------

-------- YEAR 2029 --------

-------- YEAR 2030 --------

-------- YEAR 2031 --------

-------- YEAR 2032 --------

-------- YEAR 2033 --------

-------- YEAR 2034 --------

-------- YEAR 2035 --------

-------- YEAR 2036 --------

-------- YEAR 2037 --------

-------- YEAR 2038 --------

-------- YEAR 2039 --------

-------- YEAR 2040 --------

NOTE: DATA DISPLAYED AFTER 2011 ONLY IF
VALUE CHANGED FROM PREVIOUS YEAR.

AEP EAST
GENERATION AND FUEL MODULE
INPUT SUMMARY REPORT

QUALIFIER = GAF.INPUT.THERMAL UNIT.

THERMAL UNIT	175	PC_UL_KP 1			
CAPACITY SEGMENTS		1	2	3	4
-------- YEAR 2011 --------					
UPPER SEG SPINNING RESERVE	%	0.00	0.00	0.00	0.00
-------- YEAR 2012 --------					
-------- YEAR 2013 --------					
-------- YEAR 2014 --------					
-------- YEAR 2015 --------					
-------- YEAR 2016 --------					
-------- YEAR 2017 --------					
-------- YEAR 2018 --------					
-------- YEAR 2019 --------					
-------- YEAR 2020 --------					
-------- YEAR 2021 --------					
-------- YEAR 2022 --------					
-------- YEAR 2023 --------					
-------- YEAR 2024 --------					
-------- YEAR 2025 --------					
-------- YEAR 2026 --------					
-------- YEAR 2027 --------					
-------- YEAR 2028 --------					
-------- YEAR 2029 --------					
-------- YEAR 2030 --------					
-------- YEAR 2031 --------					
-------- YEAR 2032 --------					
-------- YEAR 2033 --------					
-------- YEAR 2034 --------					
-------- YEAR 2035 --------					
-------- YEAR 2036 --------					
-------- YEAR 2037 --------					
-------- YEAR 2038 --------					
-------- YEAR 2039 --------					
-------- YEAR 2040 --------					

THERMAL UNIT	176	NUKE_KP 1			
CAPACITY SEGMENTS		1	2	3	4
-------- YEAR 2011 --------					
UPPER SEG SPINNING RESERVE	%	0.00	0.00	0.00	0.00
-------- YEAR 2012 --------					
-------- YEAR 2013 --------					
-------- YEAR 2014 --------					
-------- YEAR 2015 --------					
-------- YEAR 2016 --------					
-------- YEAR 2017 --------					
-------- YEAR 2018 --------					
-------- YEAR 2019 --------					
-------- YEAR 2020 --------					
-------- YEAR 2021 --------					
-------- YEAR 2022 --------					
-------- YEAR 2023 --------					
-------- YEAR 2024 --------					
-------- YEAR 2025 --------					
-------- YEAR 2026 --------					

-------- YEAR 2027 --------

-------- YEAR 2028 --------

-------- YEAR 2029 --------

-------- YEAR 2030 --------

-------- YEAR 2031 --------

-------- YEAR 2032 --------

-------- YEAR 2033 --------

-------- YEAR 2034 --------

-------- YEAR 2035 --------

-------- YEAR 2036 --------

-------- YEAR 2037 --------

-------- YEAR 2038 --------

-------- YEAR 2039 --------

-------- YEAR 2040 --------

THERMAL UNIT	177	IGCC OH 1			
CAPACITY SEGMENTS		1	2	3	4
-------- YEAR 2011 --------					
UPPER SEG SPINNING RESERVE	%	0.00	0.00	0.00	0.00

-------- YEAR 2012 --------

-------- YEAR 2013 --------

-------- YEAR 2014 --------

-------- YEAR 2015 --------

-------- YEAR 2016 --------

-------- YEAR 2017 --------

-------- YEAR 2018 --------

-------- YEAR 2019 --------

-------- YEAR 2020 --------

-------- YEAR 2021 --------

-------- YEAR 2022 --------

-------- YEAR 2023 --------

-------- YEAR 2024 --------

-------- YEAR 2025 --------

NOTE: DATA DISPLAYED AFTER 2011 ONLY IF
VALUE CHANGED FROM PREVIOUS YEAR.

AEP EAST
GENERATION AND FUEL MODULE
INPUT SUMMARY REPORT

QUALIFIER = GAF.INPUT.THERMAL UNIT.

THERMAL UNIT	177	IGCC OH	1			
CAPACITY SEGMENTS			1	2	3	4
-------- YEAR 2026 --------						
-------- YEAR 2027 --------						
-------- YEAR 2028 --------						
-------- YEAR 2029 --------						
-------- YEAR 2030 --------						
-------- YEAR 2031 --------						
-------- YEAR 2032 --------						
-------- YEAR 2033 --------						
-------- YEAR 2034 --------						
-------- YEAR 2035 --------						
-------- YEAR 2036 --------						
-------- YEAR 2037 --------						
-------- YEAR 2038 --------						
-------- YEAR 2039 --------						
-------- YEAR 2040 --------						
THERMAL UNIT	178	PC_UL_OH	1			
CAPACITY SEGMENTS			1	2	3	4
-------- YEAR 2011 --------						
UPPER SEG SPINNING RESERVE	%		0.00	0.00	0.00	0.00
-------- YEAR 2012 --------						
-------- YEAR 2013 --------						
-------- YEAR 2014 --------						
-------- YEAR 2015 --------						
-------- YEAR 2016 --------						
-------- YEAR 2017 --------						
-------- YEAR 2018 --------						
-------- YEAR 2019 --------						
-------- YEAR 2020 --------						
-------- YEAR 2021 --------						
-------- YEAR 2022 --------						
-------- YEAR 2023 --------						
-------- YEAR 2024 --------						
-------- YEAR 2025 --------						
-------- YEAR 2026 --------						
-------- YEAR 2027 --------						
-------- YEAR 2028 --------						
-------- YEAR 2029 --------						
-------- YEAR 2030 --------						
-------- YEAR 2031 --------						
-------- YEAR 2032 --------						
-------- YEAR 2033 --------						
-------- YEAR 2034 --------						
-------- YEAR 2035 --------						
-------- YEAR 2036 --------						
-------- YEAR 2037 --------						
-------- YEAR 2038 --------						
-------- YEAR 2039 --------						
-------- YEAR 2040 --------						
THERMAL UNIT	179	NUKE OH	1			
CAPACITY SEGMENTS			1	2	3	4

-------- YEAR 2011 --------

UPPER SEG SPINNING RESERVE	%	0.00	0.00	0.00	0.00

-------- YEAR 2012 --------

-------- YEAR 2013 --------

-------- YEAR 2014 --------

-------- YEAR 2015 --------

-------- YEAR 2016 --------

-------- YEAR 2017 --------

-------- YEAR 2018 --------

-------- YEAR 2019 --------

-------- YEAR 2020 --------

-------- YEAR 2021 --------

-------- YEAR 2022 --------

-------- YEAR 2023 --------

-------- YEAR 2024 --------

-------- YEAR 2025 --------

-------- YEAR 2026 --------

-------- YEAR 2027 --------

-------- YEAR 2028 --------

-------- YEAR 2029 --------

-------- YEAR 2030 --------

-------- YEAR 2031 --------

-------- YEAR 2032 --------

-------- YEAR 2033 --------

-------- YEAR 2034 --------

-------- YEAR 2035 --------

-------- YEAR 2036 --------

-------- YEAR 2037 --------

-------- YEAR 2038 --------

-------- YEAR 2039 --------

-------- YEAR 2040 --------

NOTE: DATA DISPLAYED AFTER 2011 ONLY IF
VALUE CHANGED FROM PREVIOUS YEAR.

AEP EAST
GENERATION AND FUEL MODULE
INPUT SUMMARY REPORT

QUALIFIER = GAF.INPUT.THERMAL UNIT.

THERMAL UNIT	181	RP1D_03 1			
CAPACITY SEGMENTS		1	2	3	4
-------- YEAR 2011 --------					
UPPER SEG SPINNING RESERVE	%	100.00	100.00	100.00	100.00
-------- YEAR 2012 --------					
-------- YEAR 2013 --------					
-------- YEAR 2014 --------					
-------- YEAR 2015 --------					
-------- YEAR 2016 --------					
-------- YEAR 2017 --------					
-------- YEAR 2018 --------					
-------- YEAR 2019 --------					
-------- YEAR 2020 --------					
-------- YEAR 2021 --------					
-------- YEAR 2022 --------					
-------- YEAR 2023 --------					
-------- YEAR 2024 --------					
-------- YEAR 2025 --------					
-------- YEAR 2026 --------					
-------- YEAR 2027 --------					
-------- YEAR 2028 --------					
-------- YEAR 2029 --------					
-------- YEAR 2030 --------					
-------- YEAR 2031 --------					
-------- YEAR 2032 --------					
-------- YEAR 2033 --------					
-------- YEAR 2034 --------					
-------- YEAR 2035 --------					
-------- YEAR 2036 --------					
-------- YEAR 2037 --------					
-------- YEAR 2038 --------					
-------- YEAR 2039 --------					
-------- YEAR 2040 --------					

THERMAL UNIT	182	RP1D_04 1			
CAPACITY SEGMENTS		1	2	3	4
-------- YEAR 2011 --------					
UPPER SEG SPINNING RESERVE	%	100.00	100.00	100.00	100.00
-------- YEAR 2012 --------					
-------- YEAR 2013 --------					
-------- YEAR 2014 --------					
-------- YEAR 2015 --------					
-------- YEAR 2016 --------					
-------- YEAR 2017 --------					
-------- YEAR 2018 --------					
-------- YEAR 2019 --------					
-------- YEAR 2020 --------					
-------- YEAR 2021 --------					
-------- YEAR 2022 --------					
-------- YEAR 2023 --------					
-------- YEAR 2024 --------					
-------- YEAR 2025 --------					
-------- YEAR 2026 --------					

-------- YEAR 2027 --------

-------- YEAR 2028 --------

-------- YEAR 2029 --------

-------- YEAR 2030 --------

-------- YEAR 2031 --------

-------- YEAR 2032 --------

-------- YEAR 2033 --------

-------- YEAR 2034 --------

-------- YEAR 2035 --------

-------- YEAR 2036 --------

-------- YEAR 2037 --------

-------- YEAR 2038 --------

-------- YEAR 2039 --------

-------- YEAR 2040 --------

THERMAL UNIT	183	RP1D_08	1			
CAPACITY SEGMENTS			1	2	3	4
-------- YEAR 2011 --------						
UPPER SEG SPINNING RESERVE	%		100.00	100.00	100.00	100.00

-------- YEAR 2012 --------

-------- YEAR 2013 --------

-------- YEAR 2014 --------

-------- YEAR 2015 --------

-------- YEAR 2016 --------

-------- YEAR 2017 --------

-------- YEAR 2018 --------

-------- YEAR 2019 --------

-------- YEAR 2020 --------

-------- YEAR 2021 --------

-------- YEAR 2022 --------

-------- YEAR 2023 --------

-------- YEAR 2024 --------

-------- YEAR 2025 --------

NOTE: DATA DISPLAYED AFTER 2011 ONLY IF
VALUE CHANGED FROM PREVIOUS YEAR.

AEP EAST
GENERATION AND FUEL MODULE
INPUT SUMMARY REPORT

QUALIFIER = GAF.INPUT.THERMAL UNIT.

THERMAL UNIT	183	RP1D_08	1			
CAPACITY SEGMENTS			1	2	3	4
-------- YEAR 2026 --------						
-------- YEAR 2027 --------						
-------- YEAR 2028 --------						
-------- YEAR 2029 --------						
-------- YEAR 2030 --------						
-------- YEAR 2031 --------						
-------- YEAR 2032 --------						
-------- YEAR 2033 --------						
-------- YEAR 2034 --------						
-------- YEAR 2035 --------						
-------- YEAR 2036 --------						
-------- YEAR 2037 --------						
-------- YEAR 2038 --------						
-------- YEAR 2039 --------						
-------- YEAR 2040 --------						
THERMAL UNIT	184	RP1D_20	1			
CAPACITY SEGMENTS			1	2	3	4
-------- YEAR 2011 --------						
UPPER SEG SPINNING RESERVE	%		100.00	100.00	100.00	100.00
-------- YEAR 2012 --------						
-------- YEAR 2013 --------						
-------- YEAR 2014 --------						
-------- YEAR 2015 --------						
-------- YEAR 2016 --------						
-------- YEAR 2017 --------						
-------- YEAR 2018 --------						
-------- YEAR 2019 --------						
-------- YEAR 2020 --------						
-------- YEAR 2021 --------						
-------- YEAR 2022 --------						
-------- YEAR 2023 --------						
-------- YEAR 2024 --------						
-------- YEAR 2025 --------						
-------- YEAR 2026 --------						
-------- YEAR 2027 --------						
-------- YEAR 2028 --------						
-------- YEAR 2029 --------						
-------- YEAR 2030 --------						
-------- YEAR 2031 --------						
-------- YEAR 2032 --------						
-------- YEAR 2033 --------						
-------- YEAR 2034 --------						
-------- YEAR 2035 --------						
-------- YEAR 2036 --------						
-------- YEAR 2037 --------						
-------- YEAR 2038 --------						
-------- YEAR 2039 --------						
-------- YEAR 2040 --------						
THERMAL UNIT	186	RP1TR_IM	1			
CAPACITY SEGMENTS			1	2	3	4

-------- YEAR 2011 --------					
UPPER SEG SPINNING RESERVE	%	100.00	100.00	100.00	100.00
-------- YEAR 2012 --------					
-------- YEAR 2013 --------					
-------- YEAR 2014 --------					
-------- YEAR 2015 --------					
-------- YEAR 2016 --------					
-------- YEAR 2017 --------					
-------- YEAR 2018 --------					
-------- YEAR 2019 --------					
-------- YEAR 2020 --------					
-------- YEAR 2021 --------					
-------- YEAR 2022 --------					
-------- YEAR 2023 --------					
-------- YEAR 2024 --------					
-------- YEAR 2025 --------					
-------- YEAR 2026 --------					
-------- YEAR 2027 --------					
-------- YEAR 2028 --------					
-------- YEAR 2029 --------					
-------- YEAR 2030 --------					
-------- YEAR 2031 --------					
-------- YEAR 2032 --------					
-------- YEAR 2033 --------					
-------- YEAR 2034 --------					
-------- YEAR 2035 --------					
-------- YEAR 2036 --------					
-------- YEAR 2037 --------					
-------- YEAR 2038 --------					
-------- YEAR 2039 --------					
-------- YEAR 2040 --------					

NOTE: DATA DISPLAYED AFTER 2011 ONLY IF
VALUE CHANGED FROM PREVIOUS YEAR.

AEP EAST
GENERATION AND FUEL MODULE
INPUT SUMMARY REPORT

QUALIFIER = GAF.INPUT.THERMAL UNIT.

THERMAL UNIT	187	RP2TR_IM 2			
CAPACITY SEGMENTS		1	2	3	4
-------- YEAR 2011 --------					
UPPER SEG SPINNING RESERVE	%	100.00	100.00	100.00	100.00
-------- YEAR 2012 --------					
-------- YEAR 2013 --------					
-------- YEAR 2014 --------					
-------- YEAR 2015 --------					
-------- YEAR 2016 --------					
-------- YEAR 2017 --------					
-------- YEAR 2018 --------					
-------- YEAR 2019 --------					
-------- YEAR 2020 --------					
-------- YEAR 2021 --------					
-------- YEAR 2022 --------					
-------- YEAR 2023 --------					
-------- YEAR 2024 --------					
-------- YEAR 2025 --------					
-------- YEAR 2026 --------					
-------- YEAR 2027 --------					
-------- YEAR 2028 --------					
-------- YEAR 2029 --------					
-------- YEAR 2030 --------					
-------- YEAR 2031 --------					
-------- YEAR 2032 --------					
-------- YEAR 2033 --------					
-------- YEAR 2034 --------					
-------- YEAR 2035 --------					
-------- YEAR 2036 --------					
-------- YEAR 2037 --------					
-------- YEAR 2038 --------					
-------- YEAR 2039 --------					
-------- YEAR 2040 --------					

THERMAL UNIT	188	RP1TR_KP 1			
CAPACITY SEGMENTS		1	2	3	4
-------- YEAR 2011 --------					
UPPER SEG SPINNING RESERVE	%	100.00	100.00	100.00	100.00
-------- YEAR 2012 --------					
-------- YEAR 2013 --------					
-------- YEAR 2014 --------					
-------- YEAR 2015 --------					
-------- YEAR 2016 --------					
-------- YEAR 2017 --------					
-------- YEAR 2018 --------					
-------- YEAR 2019 --------					
-------- YEAR 2020 --------					
-------- YEAR 2021 --------					
-------- YEAR 2022 --------					
-------- YEAR 2023 --------					
-------- YEAR 2024 --------					
-------- YEAR 2025 --------					
-------- YEAR 2026 --------					

-------- YEAR 2027 --------

-------- YEAR 2028 --------

-------- YEAR 2029 --------

-------- YEAR 2030 --------

-------- YEAR 2031 --------

-------- YEAR 2032 --------

-------- YEAR 2033 --------

-------- YEAR 2034 --------

-------- YEAR 2035 --------

-------- YEAR 2036 --------

-------- YEAR 2037 --------

-------- YEAR 2038 --------

-------- YEAR 2039 --------

-------- YEAR 2040 --------

THERMAL UNIT	189	RP2TR_KP	2		
CAPACITY SEGMENTS		1	2	3	4
-------- YEAR 2011 --------					
UPPER SEG SPINNING RESERVE	%	100.00	100.00	100.00	100.00

-------- YEAR 2012 --------

-------- YEAR 2013 --------

-------- YEAR 2014 --------

-------- YEAR 2015 --------

-------- YEAR 2016 --------

-------- YEAR 2017 --------

-------- YEAR 2018 --------

-------- YEAR 2019 --------

-------- YEAR 2020 --------

-------- YEAR 2021 --------

-------- YEAR 2022 --------

-------- YEAR 2023 --------

-------- YEAR 2024 --------

-------- YEAR 2025 --------

NOTE: DATA DISPLAYED AFTER 2011 ONLY IF
VALUE CHANGED FROM PREVIOUS YEAR.

AEP EAST
GENERATION AND FUEL MODULE
INPUT SUMMARY REPORT

QUALIFIER = GAF.INPUT.THERMAL UNIT.

THERMAL UNIT	189	RP2TR_KP	2			
CAPACITY SEGMENTS			1	2	3	4
-------- YEAR 2026 --------						
-------- YEAR 2027 --------						
-------- YEAR 2028 --------						
-------- YEAR 2029 --------						
-------- YEAR 2030 --------						
-------- YEAR 2031 --------						
-------- YEAR 2032 --------						
-------- YEAR 2033 --------						
-------- YEAR 2034 --------						
-------- YEAR 2035 --------						
-------- YEAR 2036 --------						
-------- YEAR 2037 --------						
-------- YEAR 2038 --------						
-------- YEAR 2039 --------						
-------- YEAR 2040 --------						
THERMAL UNIT	190	T4_TRONA	4			
CAPACITY SEGMENTS			1	2	3	4
-------- YEAR 2011 --------						
UPPER SEG SPINNING RESERVE	%		100.00	100.00	100.00	0.00
-------- YEAR 2012 --------						
-------- YEAR 2013 --------						
-------- YEAR 2014 --------						
-------- YEAR 2015 --------						
-------- YEAR 2016 --------						
-------- YEAR 2017 --------						
-------- YEAR 2018 --------						
-------- YEAR 2019 --------						
-------- YEAR 2020 --------						
-------- YEAR 2021 --------						
-------- YEAR 2022 --------						
-------- YEAR 2023 --------						
-------- YEAR 2024 --------						
-------- YEAR 2025 --------						
-------- YEAR 2026 --------						
-------- YEAR 2027 --------						
-------- YEAR 2028 --------						
-------- YEAR 2029 --------						
-------- YEAR 2030 --------						
-------- YEAR 2031 --------						
-------- YEAR 2032 --------						
-------- YEAR 2033 --------						
-------- YEAR 2034 --------						
-------- YEAR 2035 --------						
-------- YEAR 2036 --------						
-------- YEAR 2037 --------						
-------- YEAR 2038 --------						
-------- YEAR 2039 --------						
-------- YEAR 2040 --------						
THERMAL UNIT	191	T4_TRCCR	4			
CAPACITY SEGMENTS			1	2	3	4

-------- YEAR 2011 --------

UPPER SEG SPINNING RESERVE	%	100.00	100.00	100.00	0.00

-------- YEAR 2012 --------

-------- YEAR 2013 --------

-------- YEAR 2014 --------

-------- YEAR 2015 --------

-------- YEAR 2016 --------

-------- YEAR 2017 --------

-------- YEAR 2018 --------

-------- YEAR 2019 --------

-------- YEAR 2020 --------

-------- YEAR 2021 --------

-------- YEAR 2022 --------

-------- YEAR 2023 --------

-------- YEAR 2024 --------

-------- YEAR 2025 --------

-------- YEAR 2026 --------

-------- YEAR 2027 --------

-------- YEAR 2028 --------

-------- YEAR 2029 --------

-------- YEAR 2030 --------

-------- YEAR 2031 --------

-------- YEAR 2032 --------

-------- YEAR 2033 --------

-------- YEAR 2034 --------

-------- YEAR 2035 --------

-------- YEAR 2036 --------

-------- YEAR 2037 --------

-------- YEAR 2038 --------

-------- YEAR 2039 --------

-------- YEAR 2040 --------

NOTE: DATA DISPLAYED AFTER 2011 ONLY IF
VALUE CHANGED FROM PREVIOUS YEAR.

AEP EAST
GENERATION AND FUEL MODULE
INPUT SUMMARY REPORT

QUALIFIER = GAF.INPUT.THERMAL UNIT.

THERMAL UNIT	223	MR_STKR1 1			
CAPACITY SEGMENTS		1	2	3	4
-------- YEAR 2011 --------					
UPPER SEG SPINNING RESERVE	%	0.00	0.00	0.00	0.00
-------- YEAR 2012 --------					
-------- YEAR 2013 --------					
-------- YEAR 2014 --------					
-------- YEAR 2015 --------					
-------- YEAR 2016 --------					
-------- YEAR 2017 --------					
-------- YEAR 2018 --------					
-------- YEAR 2019 --------					
-------- YEAR 2020 --------					
-------- YEAR 2021 --------					
-------- YEAR 2022 --------					
-------- YEAR 2023 --------					
-------- YEAR 2024 --------					
-------- YEAR 2025 --------					
-------- YEAR 2026 --------					
-------- YEAR 2027 --------					
-------- YEAR 2028 --------					
-------- YEAR 2029 --------					
-------- YEAR 2030 --------					
-------- YEAR 2031 --------					
-------- YEAR 2032 --------					
-------- YEAR 2033 --------					
-------- YEAR 2034 --------					
-------- YEAR 2035 --------					
-------- YEAR 2036 --------					
-------- YEAR 2037 --------					
-------- YEAR 2038 --------					
-------- YEAR 2039 --------					
-------- YEAR 2040 --------					

THERMAL UNIT	224	MR_STKR2 1			
CAPACITY SEGMENTS		1	2	3	4
-------- YEAR 2011 --------					
UPPER SEG SPINNING RESERVE	%	0.00	0.00	0.00	0.00
-------- YEAR 2012 --------					
-------- YEAR 2013 --------					
-------- YEAR 2014 --------					
-------- YEAR 2015 --------					
-------- YEAR 2016 --------					
-------- YEAR 2017 --------					
-------- YEAR 2018 --------					
-------- YEAR 2019 --------					
-------- YEAR 2020 --------					
-------- YEAR 2021 --------					
-------- YEAR 2022 --------					
-------- YEAR 2023 --------					
-------- YEAR 2024 --------					
-------- YEAR 2025 --------					
-------- YEAR 2026 --------					

-------- YEAR 2027 --------

-------- YEAR 2028 --------

-------- YEAR 2029 --------

-------- YEAR 2030 --------

-------- YEAR 2031 --------

-------- YEAR 2032 --------

-------- YEAR 2033 --------

-------- YEAR 2034 --------

-------- YEAR 2035 --------

-------- YEAR 2036 --------

-------- YEAR 2037 --------

-------- YEAR 2038 --------

-------- YEAR 2039 --------

-------- YEAR 2040 --------

THERMAL UNIT	228	AMS3_SI	3			
CAPACITY SEGMENTS			1	2	3	4
-------- YEAR 2011 --------						
UPPER SEG SPINNING RESERVE	%		100.00	100.00	100.00	100.00

-------- YEAR 2012 --------

-------- YEAR 2013 --------

-------- YEAR 2014 --------

-------- YEAR 2015 --------

-------- YEAR 2016 --------

-------- YEAR 2017 --------

-------- YEAR 2018 --------

-------- YEAR 2019 --------

-------- YEAR 2020 --------

-------- YEAR 2021 --------

-------- YEAR 2022 --------

-------- YEAR 2023 --------

-------- YEAR 2024 --------

-------- YEAR 2025 --------

NOTE: DATA DISPLAYED AFTER 2011 ONLY IF
VALUE CHANGED FROM PREVIOUS YEAR.

AEP EAST
GENERATION AND FUEL MODULE
INPUT SUMMARY REPORT

QUALIFIER = GAF.INPUT.THERMAL UNIT.

THERMAL UNIT	228	AMS3_SI	3			
CAPACITY SEGMENTS			1	2	3	4
-------- YEAR 2026 --------						
-------- YEAR 2027 --------						
-------- YEAR 2028 --------						
-------- YEAR 2029 --------						
-------- YEAR 2030 --------						
-------- YEAR 2031 --------						
-------- YEAR 2032 --------						
-------- YEAR 2033 --------						
-------- YEAR 2034 --------						
-------- YEAR 2035 --------						
-------- YEAR 2036 --------						
-------- YEAR 2037 --------						
-------- YEAR 2038 --------						
-------- YEAR 2039 --------						
-------- YEAR 2040 --------						
THERMAL UNIT	229	BS2_SI	2			
CAPACITY SEGMENTS			1	2	3	4
-------- YEAR 2011 --------						
UPPER SEG SPINNING RESERVE	%		100.00	100.00	100.00	100.00
-------- YEAR 2012 --------						
-------- YEAR 2013 --------						
-------- YEAR 2014 --------						
-------- YEAR 2015 --------						
-------- YEAR 2016 --------						
-------- YEAR 2017 --------						
-------- YEAR 2018 --------						
-------- YEAR 2019 --------						
-------- YEAR 2020 --------						
-------- YEAR 2021 --------						
-------- YEAR 2022 --------						
-------- YEAR 2023 --------						
-------- YEAR 2024 --------						
-------- YEAR 2025 --------						
-------- YEAR 2026 --------						
-------- YEAR 2027 --------						
-------- YEAR 2028 --------						
-------- YEAR 2029 --------						
-------- YEAR 2030 --------						
-------- YEAR 2031 --------						
-------- YEAR 2032 --------						
-------- YEAR 2033 --------						
-------- YEAR 2034 --------						
-------- YEAR 2035 --------						
-------- YEAR 2036 --------						
-------- YEAR 2037 --------						
-------- YEAR 2038 --------						
-------- YEAR 2039 --------						
-------- YEAR 2040 --------						
THERMAL UNIT	230	MR5_CF	5			
CAPACITY SEGMENTS			1	2	3	4

-------- YEAR 2011 --------					
UPPER SEG SPINNING RESERVE	%	100.00	100.00	100.00	0.00
-------- YEAR 2012 --------					
-------- YEAR 2013 --------					
-------- YEAR 2014 --------					
-------- YEAR 2015 --------					
-------- YEAR 2016 --------					
-------- YEAR 2017 --------					
-------- YEAR 2018 --------					
-------- YEAR 2019 --------					
-------- YEAR 2020 --------					
-------- YEAR 2021 --------					
-------- YEAR 2022 --------					
-------- YEAR 2023 --------					
-------- YEAR 2024 --------					
-------- YEAR 2025 --------					
-------- YEAR 2026 --------					
-------- YEAR 2027 --------					
-------- YEAR 2028 --------					
-------- YEAR 2029 --------					
-------- YEAR 2030 --------					
-------- YEAR 2031 --------					
-------- YEAR 2032 --------					
-------- YEAR 2033 --------					
-------- YEAR 2034 --------					
-------- YEAR 2035 --------					
-------- YEAR 2036 --------					
-------- YEAR 2037 --------					
-------- YEAR 2038 --------					
-------- YEAR 2039 --------					
-------- YEAR 2040 --------					

NOTE: DATA DISPLAYED AFTER 2011 ONLY IF
VALUE CHANGED FROM PREVIOUS YEAR.

AEP EAST
GENERATION AND FUEL MODULE
INPUT SUMMARY REPORT

QUALIFIER = GAF.INPUT.THERMAL UNIT.

THERMAL UNIT	231	MR5_SI 5			
CAPACITY SEGMENTS		1	2	3	4
-------- YEAR 2011 --------					
UPPER SEG SPINNING RESERVE	%	100.00	100.00	100.00	0.00
-------- YEAR 2012 --------					
-------- YEAR 2013 --------					
-------- YEAR 2014 --------					
-------- YEAR 2015 --------					
-------- YEAR 2016 --------					
-------- YEAR 2017 --------					
-------- YEAR 2018 --------					
-------- YEAR 2019 --------					
-------- YEAR 2020 --------					
-------- YEAR 2021 --------					
-------- YEAR 2022 --------					
-------- YEAR 2023 --------					
-------- YEAR 2024 --------					
-------- YEAR 2025 --------					
-------- YEAR 2026 --------					
-------- YEAR 2027 --------					
-------- YEAR 2028 --------					
-------- YEAR 2029 --------					
-------- YEAR 2030 --------					
-------- YEAR 2031 --------					
-------- YEAR 2032 --------					
-------- YEAR 2033 --------					
-------- YEAR 2034 --------					
-------- YEAR 2035 --------					
-------- YEAR 2036 --------					
-------- YEAR 2037 --------					
-------- YEAR 2038 --------					
-------- YEAR 2039 --------					
-------- YEAR 2040 --------					

THERMAL UNIT	232	RPT1_CF 1			
CAPACITY SEGMENTS		1	2	3	4
-------- YEAR 2011 --------					
UPPER SEG SPINNING RESERVE	%	100.00	100.00	100.00	100.00
-------- YEAR 2012 --------					
-------- YEAR 2013 --------					
-------- YEAR 2014 --------					
-------- YEAR 2015 --------					
-------- YEAR 2016 --------					
-------- YEAR 2017 --------					
-------- YEAR 2018 --------					
-------- YEAR 2019 --------					
-------- YEAR 2020 --------					
-------- YEAR 2021 --------					
-------- YEAR 2022 --------					
-------- YEAR 2023 --------					
-------- YEAR 2024 --------					
-------- YEAR 2025 --------					
-------- YEAR 2026 --------					

-------- YEAR 2027 --------

-------- YEAR 2028 --------

-------- YEAR 2029 --------

-------- YEAR 2030 --------

-------- YEAR 2031 --------

-------- YEAR 2032 --------

-------- YEAR 2033 --------

-------- YEAR 2034 --------

-------- YEAR 2035 --------

-------- YEAR 2036 --------

-------- YEAR 2037 --------

-------- YEAR 2038 --------

-------- YEAR 2039 --------

-------- YEAR 2040 --------

THERMAL UNIT	233	RPT2_CF	2			
CAPACITY SEGMENTS			1	2	3	4
-------- YEAR 2011 --------						
UPPER SEG SPINNING RESERVE	%		100.00	100.00	100.00	100.00

-------- YEAR 2012 --------

-------- YEAR 2013 --------

-------- YEAR 2014 --------

-------- YEAR 2015 --------

-------- YEAR 2016 --------

-------- YEAR 2017 --------

-------- YEAR 2018 --------

-------- YEAR 2019 --------

-------- YEAR 2020 --------

-------- YEAR 2021 --------

-------- YEAR 2022 --------

-------- YEAR 2023 --------

-------- YEAR 2024 --------

-------- YEAR 2025 --------

NOTE: DATA DISPLAYED AFTER 2011 ONLY IF
VALUE CHANGED FROM PREVIOUS YEAR.

AEP EAST
GENERATION AND FUEL MODULE
INPUT SUMMARY REPORT

QUALIFIER = GAF.INPUT.THERMAL UNIT.

THERMAL UNIT	233	RPT2_CF	2			
CAPACITY SEGMENTS			1	2	3	4
-------- YEAR 2026 --------						
-------- YEAR 2027 --------						
-------- YEAR 2028 --------						
-------- YEAR 2029 --------						
-------- YEAR 2030 --------						
-------- YEAR 2031 --------						
-------- YEAR 2032 --------						
-------- YEAR 2033 --------						
-------- YEAR 2034 --------						
-------- YEAR 2035 --------						
-------- YEAR 2036 --------						
-------- YEAR 2037 --------						
-------- YEAR 2038 --------						
-------- YEAR 2039 --------						
-------- YEAR 2040 --------						
THERMAL UNIT	234	RPT1_SI	1			
CAPACITY SEGMENTS			1	2	3	4
-------- YEAR 2011 --------						
UPPER SEG SPINNING RESERVE	%		100.00	100.00	100.00	100.00
-------- YEAR 2012 --------						
-------- YEAR 2013 --------						
-------- YEAR 2014 --------						
-------- YEAR 2015 --------						
-------- YEAR 2016 --------						
-------- YEAR 2017 --------						
-------- YEAR 2018 --------						
-------- YEAR 2019 --------						
-------- YEAR 2020 --------						
-------- YEAR 2021 --------						
-------- YEAR 2022 --------						
-------- YEAR 2023 --------						
-------- YEAR 2024 --------						
-------- YEAR 2025 --------						
-------- YEAR 2026 --------						
-------- YEAR 2027 --------						
-------- YEAR 2028 --------						
-------- YEAR 2029 --------						
-------- YEAR 2030 --------						
-------- YEAR 2031 --------						
-------- YEAR 2032 --------						
-------- YEAR 2033 --------						
-------- YEAR 2034 --------						
-------- YEAR 2035 --------						
-------- YEAR 2036 --------						
-------- YEAR 2037 --------						
-------- YEAR 2038 --------						
-------- YEAR 2039 --------						
-------- YEAR 2040 --------						
THERMAL UNIT	235	RPT2_SI	2			
CAPACITY SEGMENTS			1	2	3	4

-------- YEAR 2011 --------					
UPPER SEG SPINNING RESERVE	%	100.00	100.00	100.00	100.00
-------- YEAR 2012 --------					
-------- YEAR 2013 --------					
-------- YEAR 2014 --------					
-------- YEAR 2015 --------					
-------- YEAR 2016 --------					
-------- YEAR 2017 --------					
-------- YEAR 2018 --------					
-------- YEAR 2019 --------					
-------- YEAR 2020 --------					
-------- YEAR 2021 --------					
-------- YEAR 2022 --------					
-------- YEAR 2023 --------					
-------- YEAR 2024 --------					
-------- YEAR 2025 --------					
-------- YEAR 2026 --------					
-------- YEAR 2027 --------					
-------- YEAR 2028 --------					
-------- YEAR 2029 --------					
-------- YEAR 2030 --------					
-------- YEAR 2031 --------					
-------- YEAR 2032 --------					
-------- YEAR 2033 --------					
-------- YEAR 2034 --------					
-------- YEAR 2035 --------					
-------- YEAR 2036 --------					
-------- YEAR 2037 --------					
-------- YEAR 2038 --------					
-------- YEAR 2039 --------					
-------- YEAR 2040 --------					

NOTE: DATA DISPLAYED AFTER 2011 ONLY IF
VALUE CHANGED FROM PREVIOUS YEAR.

AEP EAST
GENERATION AND FUEL MODULE
INPUT SUMMARY REPORT

QUALIFIER = GAF.INPUT.THERMAL UNIT.

THERMAL UNIT	251	DC1_HPT 1			
CAPACITY SEGMENTS		1	2	3	4
-------- YEAR 2011 --------					
UPPER SEG SPINNING RESERVE	%	100.00	100.00	100.00	0.00
-------- YEAR 2012 --------					
-------- YEAR 2013 --------					
-------- YEAR 2014 --------					
-------- YEAR 2015 --------					
-------- YEAR 2016 --------					
-------- YEAR 2017 --------					
-------- YEAR 2018 --------					
-------- YEAR 2019 --------					
-------- YEAR 2020 --------					
-------- YEAR 2021 --------					
-------- YEAR 2022 --------					
-------- YEAR 2023 --------					
-------- YEAR 2024 --------					
-------- YEAR 2025 --------					
-------- YEAR 2026 --------					
-------- YEAR 2027 --------					
-------- YEAR 2028 --------					
-------- YEAR 2029 --------					
-------- YEAR 2030 --------					
-------- YEAR 2031 --------					
-------- YEAR 2032 --------					
-------- YEAR 2033 --------					
-------- YEAR 2034 --------					
-------- YEAR 2035 --------					
-------- YEAR 2036 --------					
-------- YEAR 2037 --------					
-------- YEAR 2038 --------					
-------- YEAR 2039 --------					
-------- YEAR 2040 --------					

THERMAL UNIT	252	DC1_IS 1			
CAPACITY SEGMENTS		1	2	3	4
-------- YEAR 2011 --------					
UPPER SEG SPINNING RESERVE	%	100.00	100.00	100.00	0.00
-------- YEAR 2012 --------					
-------- YEAR 2013 --------					
-------- YEAR 2014 --------					
-------- YEAR 2015 --------					
-------- YEAR 2016 --------					
-------- YEAR 2017 --------					
-------- YEAR 2018 --------					
-------- YEAR 2019 --------					
-------- YEAR 2020 --------					
-------- YEAR 2021 --------					
-------- YEAR 2022 --------					
-------- YEAR 2023 --------					
-------- YEAR 2024 --------					
-------- YEAR 2025 --------					
-------- YEAR 2026 --------					

-------- YEAR 2027 --------

-------- YEAR 2028 --------

-------- YEAR 2029 --------

-------- YEAR 2030 --------

-------- YEAR 2031 --------

-------- YEAR 2032 --------

-------- YEAR 2033 --------

-------- YEAR 2034 --------

-------- YEAR 2035 --------

-------- YEAR 2036 --------

-------- YEAR 2037 --------

-------- YEAR 2038 --------

-------- YEAR 2039 --------

-------- YEAR 2040 --------

THERMAL UNIT	253	DC1_EFF	1			
CAPACITY SEGMENTS			1	2	3	4
-------- YEAR 2011 --------						
UPPER SEG SPINNING RESERVE	%		100.00	100.00	100.00	0.00

-------- YEAR 2012 --------

-------- YEAR 2013 --------

-------- YEAR 2014 --------

-------- YEAR 2015 --------

-------- YEAR 2016 --------

-------- YEAR 2017 --------

-------- YEAR 2018 --------

-------- YEAR 2019 --------

-------- YEAR 2020 --------

-------- YEAR 2021 --------

-------- YEAR 2022 --------

-------- YEAR 2023 --------

-------- YEAR 2024 --------

-------- YEAR 2025 --------

NOTE: DATA DISPLAYED AFTER 2011 ONLY IF
VALUE CHANGED FROM PREVIOUS YEAR.

AEP EAST
GENERATION AND FUEL MODULE
INPUT SUMMARY REPORT

QUALIFIER = GAF.INPUT.THERMAL UNIT.

THERMAL UNIT	253	DC1_EFF	1			
CAPACITY SEGMENTS			1	2	3	4
-------- YEAR 2026 --------						
-------- YEAR 2027 --------						
-------- YEAR 2028 --------						
-------- YEAR 2029 --------						
-------- YEAR 2030 --------						
-------- YEAR 2031 --------						
-------- YEAR 2032 --------						
-------- YEAR 2033 --------						
-------- YEAR 2034 --------						
-------- YEAR 2035 --------						
-------- YEAR 2036 --------						
-------- YEAR 2037 --------						
-------- YEAR 2038 --------						
-------- YEAR 2039 --------						
-------- YEAR 2040 --------						
THERMAL UNIT	254	DC1_17	1			
CAPACITY SEGMENTS			1	2	3	4
-------- YEAR 2011 --------						
UPPER SEG SPINNING RESERVE	%		100.00	100.00	100.00	0.00
-------- YEAR 2012 --------						
-------- YEAR 2013 --------						
-------- YEAR 2014 --------						
-------- YEAR 2015 --------						
-------- YEAR 2016 --------						
-------- YEAR 2017 --------						
-------- YEAR 2018 --------						
-------- YEAR 2019 --------						
-------- YEAR 2020 --------						
-------- YEAR 2021 --------						
-------- YEAR 2022 --------						
-------- YEAR 2023 --------						
-------- YEAR 2024 --------						
-------- YEAR 2025 --------						
-------- YEAR 2026 --------						
-------- YEAR 2027 --------						
-------- YEAR 2028 --------						
-------- YEAR 2029 --------						
-------- YEAR 2030 --------						
-------- YEAR 2031 --------						
-------- YEAR 2032 --------						
-------- YEAR 2033 --------						
-------- YEAR 2034 --------						
-------- YEAR 2035 --------						
-------- YEAR 2036 --------						
-------- YEAR 2037 --------						
-------- YEAR 2038 --------						
-------- YEAR 2039 --------						
-------- YEAR 2040 --------						
THERMAL UNIT	255	DC1_3800	1			
CAPACITY SEGMENTS			1	2	3	4

-------- YEAR 2011 --------					
UPPER SEG SPINNING RESERVE	%	100.00	100.00	100.00	0.00
-------- YEAR 2012 --------					
-------- YEAR 2013 --------					
-------- YEAR 2014 --------					
-------- YEAR 2015 --------					
-------- YEAR 2016 --------					
-------- YEAR 2017 --------					
-------- YEAR 2018 --------					
-------- YEAR 2019 --------					
-------- YEAR 2020 --------					
-------- YEAR 2021 --------					
-------- YEAR 2022 --------					
-------- YEAR 2023 --------					
-------- YEAR 2024 --------					
-------- YEAR 2025 --------					
-------- YEAR 2026 --------					
-------- YEAR 2027 --------					
-------- YEAR 2028 --------					
-------- YEAR 2029 --------					
-------- YEAR 2030 --------					
-------- YEAR 2031 --------					
-------- YEAR 2032 --------					
-------- YEAR 2033 --------					
-------- YEAR 2034 --------					
-------- YEAR 2035 --------					
-------- YEAR 2036 --------					
-------- YEAR 2037 --------					
-------- YEAR 2038 --------					
-------- YEAR 2039 --------					
-------- YEAR 2040 --------					

NOTE: DATA DISPLAYED AFTER 2011 ONLY IF
VALUE CHANGED FROM PREVIOUS YEAR.

AEP EAST
GENERATION AND FUEL MODULE
INPUT SUMMARY REPORT

QUALIFIER = GAF.INPUT.THERMAL UNIT.

THERMAL UNIT CAPACITY SEGMENTS	257	DC2_HPT 2 1	2	3	4
-------- YEAR 2011 --------					
UPPER SEG SPINNING RESERVE	%	100.00	100.00	100.00	0.00
-------- YEAR 2012 --------					
-------- YEAR 2013 --------					
-------- YEAR 2014 --------					
-------- YEAR 2015 --------					
-------- YEAR 2016 --------					
-------- YEAR 2017 --------					
-------- YEAR 2018 --------					
-------- YEAR 2019 --------					
-------- YEAR 2020 --------					
-------- YEAR 2021 --------					
-------- YEAR 2022 --------					
-------- YEAR 2023 --------					
-------- YEAR 2024 --------					
-------- YEAR 2025 --------					
-------- YEAR 2026 --------					
-------- YEAR 2027 --------					
-------- YEAR 2028 --------					
-------- YEAR 2029 --------					
-------- YEAR 2030 --------					
-------- YEAR 2031 --------					
-------- YEAR 2032 --------					
-------- YEAR 2033 --------					
-------- YEAR 2034 --------					
-------- YEAR 2035 --------					
-------- YEAR 2036 --------					
-------- YEAR 2037 --------					
-------- YEAR 2038 --------					
-------- YEAR 2039 --------					
-------- YEAR 2040 --------					

THERMAL UNIT CAPACITY SEGMENTS	258	DC2_EFF 2 1	2	3	4
-------- YEAR 2011 --------					
UPPER SEG SPINNING RESERVE	%	100.00	100.00	100.00	0.00
-------- YEAR 2012 --------					
-------- YEAR 2013 --------					
-------- YEAR 2014 --------					
-------- YEAR 2015 --------					
-------- YEAR 2016 --------					
-------- YEAR 2017 --------					
-------- YEAR 2018 --------					
-------- YEAR 2019 --------					
-------- YEAR 2020 --------					
-------- YEAR 2021 --------					
-------- YEAR 2022 --------					
-------- YEAR 2023 --------					
-------- YEAR 2024 --------					
-------- YEAR 2025 --------					
-------- YEAR 2026 --------					

-------- YEAR 2027 --------

-------- YEAR 2028 --------

-------- YEAR 2029 --------

-------- YEAR 2030 --------

-------- YEAR 2031 --------

-------- YEAR 2032 --------

-------- YEAR 2033 --------

-------- YEAR 2034 --------

-------- YEAR 2035 --------

-------- YEAR 2036 --------

-------- YEAR 2037 --------

-------- YEAR 2038 --------

-------- YEAR 2039 --------

-------- YEAR 2040 --------

THERMAL UNIT	259	DC2_SPU	2			
CAPACITY SEGMENTS			1	2	3	4
-------- YEAR 2011 --------						
UPPER SEG SPINNING RESERVE	%		100.00	100.00	100.00	0.00

-------- YEAR 2012 --------

-------- YEAR 2013 --------

-------- YEAR 2014 --------

-------- YEAR 2015 --------

-------- YEAR 2016 --------

-------- YEAR 2017 --------

-------- YEAR 2018 --------

-------- YEAR 2019 --------

-------- YEAR 2020 --------

-------- YEAR 2021 --------

-------- YEAR 2022 --------

-------- YEAR 2023 --------

-------- YEAR 2024 --------

-------- YEAR 2025 --------

NOTE: DATA DISPLAYED AFTER 2011 ONLY IF
VALUE CHANGED FROM PREVIOUS YEAR.

AEP EAST
GENERATION AND FUEL MODULE
INPUT SUMMARY REPORT

QUALIFIER = GAF.INPUT.THERMAL UNIT.

THERMAL UNIT	259	DC2_SPU	2			
CAPACITY SEGMENTS			1	2	3	4
-------- YEAR 2026 --------						
-------- YEAR 2027 --------						
-------- YEAR 2028 --------						
-------- YEAR 2029 --------						
-------- YEAR 2030 --------						
-------- YEAR 2031 --------						
-------- YEAR 2032 --------						
-------- YEAR 2033 --------						
-------- YEAR 2034 --------						
-------- YEAR 2035 --------						
-------- YEAR 2036 --------						
-------- YEAR 2037 --------						
-------- YEAR 2038 --------						
-------- YEAR 2039 --------						
-------- YEAR 2040 --------						
THERMAL UNIT	260	DC2_3800	2			
CAPACITY SEGMENTS			1	2	3	4
-------- YEAR 2011 --------						
UPPER SEG SPINNING RESERVE	%		100.00	100.00	100.00	0.00
-------- YEAR 2012 --------						
-------- YEAR 2013 --------						
-------- YEAR 2014 --------						
-------- YEAR 2015 --------						
-------- YEAR 2016 --------						
-------- YEAR 2017 --------						
-------- YEAR 2018 --------						
-------- YEAR 2019 --------						
-------- YEAR 2020 --------						
-------- YEAR 2021 --------						
-------- YEAR 2022 --------						
-------- YEAR 2023 --------						
-------- YEAR 2024 --------						
-------- YEAR 2025 --------						
-------- YEAR 2026 --------						
-------- YEAR 2027 --------						
-------- YEAR 2028 --------						
-------- YEAR 2029 --------						
-------- YEAR 2030 --------						
-------- YEAR 2031 --------						
-------- YEAR 2032 --------						
-------- YEAR 2033 --------						
-------- YEAR 2034 --------						
-------- YEAR 2035 --------						
-------- YEAR 2036 --------						
-------- YEAR 2037 --------						
-------- YEAR 2038 --------						
-------- YEAR 2039 --------						
-------- YEAR 2040 --------						
THERMAL UNIT	269	BIGSD_15	1			
CAPACITY SEGMENTS			1	2	3	4

-------- YEAR 2011 --------

UPPER SEG SPINNING RESERVE	%	100.00	100.00	100.00	0.00

-------- YEAR 2012 --------

-------- YEAR 2013 --------

-------- YEAR 2014 --------

-------- YEAR 2015 --------

-------- YEAR 2016 --------

-------- YEAR 2017 --------

-------- YEAR 2018 --------

-------- YEAR 2019 --------

-------- YEAR 2020 --------

-------- YEAR 2021 --------

-------- YEAR 2022 --------

-------- YEAR 2023 --------

-------- YEAR 2024 --------

-------- YEAR 2025 --------

-------- YEAR 2026 --------

-------- YEAR 2027 --------

-------- YEAR 2028 --------

-------- YEAR 2029 --------

-------- YEAR 2030 --------

-------- YEAR 2031 --------

-------- YEAR 2032 --------

-------- YEAR 2033 --------

-------- YEAR 2034 --------

-------- YEAR 2035 --------

-------- YEAR 2036 --------

-------- YEAR 2037 --------

-------- YEAR 2038 --------

-------- YEAR 2039 --------

-------- YEAR 2040 --------

NOTE: DATA DISPLAYED AFTER 2011 ONLY IF
VALUE CHANGED FROM PREVIOUS YEAR.

AEP EAST
GENERATION AND FUEL MODULE
INPUT SUMMARY REPORT

QUALIFIER = GAF.INPUT.THERMAL UNIT.

THERMAL UNIT	270	BIGSD_GP 1			
CAPACITY SEGMENTS		1	2	3	4
-------- YEAR 2011 --------					
UPPER SEG SPINNING RESERVE	%	100.00	100.00	100.00	0.00
-------- YEAR 2012 --------					
-------- YEAR 2013 --------					
-------- YEAR 2014 --------					
-------- YEAR 2015 --------					
-------- YEAR 2016 --------					
-------- YEAR 2017 --------					
-------- YEAR 2018 --------					
-------- YEAR 2019 --------					
-------- YEAR 2020 --------					
-------- YEAR 2021 --------					
-------- YEAR 2022 --------					
-------- YEAR 2023 --------					
-------- YEAR 2024 --------					
-------- YEAR 2025 --------					
-------- YEAR 2026 --------					
-------- YEAR 2027 --------					
-------- YEAR 2028 --------					
-------- YEAR 2029 --------					
-------- YEAR 2030 --------					
-------- YEAR 2031 --------					
-------- YEAR 2032 --------					
-------- YEAR 2033 --------					
-------- YEAR 2034 --------					
-------- YEAR 2035 --------					
-------- YEAR 2036 --------					
-------- YEAR 2037 --------					
-------- YEAR 2038 --------					
-------- YEAR 2039 --------					
-------- YEAR 2040 --------					
THERMAL UNIT	271	CLN_Q_HM 1			
CAPACITY SEGMENTS		1	2	3	4
-------- YEAR 2011 --------					
UPPER SEG SPINNING RESERVE	%	100.00	100.00	100.00	0.00
-------- YEAR 2012 --------					
-------- YEAR 2013 --------					
-------- YEAR 2014 --------					
-------- YEAR 2015 --------					
-------- YEAR 2016 --------					
-------- YEAR 2017 --------					
-------- YEAR 2018 --------					
-------- YEAR 2019 --------					
-------- YEAR 2020 --------					
-------- YEAR 2021 --------					
-------- YEAR 2022 --------					
-------- YEAR 2023 --------					
-------- YEAR 2024 --------					
-------- YEAR 2025 --------					
-------- YEAR 2026 --------					

-------- YEAR 2027 --------

-------- YEAR 2028 --------

-------- YEAR 2029 --------

-------- YEAR 2030 --------

-------- YEAR 2031 --------

-------- YEAR 2032 --------

-------- YEAR 2033 --------

-------- YEAR 2034 --------

-------- YEAR 2035 --------

-------- YEAR 2036 --------

-------- YEAR 2037 --------

-------- YEAR 2038 --------

-------- YEAR 2039 --------

-------- YEAR 2040 --------

THERMAL UNIT	272	CLN_Q_15	1			
CAPACITY SEGMENTS			1	2	3	4
-------- YEAR 2011 --------						
UPPER SEG SPINNING RESERVE	%		100.00	100.00	100.00	0.00

-------- YEAR 2012 --------

-------- YEAR 2013 --------

-------- YEAR 2014 --------

-------- YEAR 2015 --------

-------- YEAR 2016 --------

-------- YEAR 2017 --------

-------- YEAR 2018 --------

-------- YEAR 2019 --------

-------- YEAR 2020 --------

-------- YEAR 2021 --------

-------- YEAR 2022 --------

-------- YEAR 2023 --------

-------- YEAR 2024 --------

-------- YEAR 2025 --------

NOTE: DATA DISPLAYED AFTER 2011 ONLY IF
VALUE CHANGED FROM PREVIOUS YEAR.

AEP EAST
GENERATION AND FUEL MODULE
INPUT SUMMARY REPORT

QUALIFIER = GAF.INPUT.THERMAL UNIT.

THERMAL UNIT	272	CLN_Q_15	1			
CAPACITY SEGMENTS			1	2	3	4
-------- YEAR 2026 --------						
-------- YEAR 2027 --------						
-------- YEAR 2028 --------						
-------- YEAR 2029 --------						
-------- YEAR 2030 --------						
-------- YEAR 2031 --------						
-------- YEAR 2032 --------						
-------- YEAR 2033 --------						
-------- YEAR 2034 --------						
-------- YEAR 2035 --------						
-------- YEAR 2036 --------						
-------- YEAR 2037 --------						
-------- YEAR 2038 --------						
-------- YEAR 2039 --------						
-------- YEAR 2040 --------						
THERMAL UNIT	273	CLN_Q_HM	2			
CAPACITY SEGMENTS			1	2	3	4
-------- YEAR 2011 --------						
UPPER SEG SPINNING RESERVE	%		100.00	100.00	100.00	0.00
-------- YEAR 2012 --------						
-------- YEAR 2013 --------						
-------- YEAR 2014 --------						
-------- YEAR 2015 --------						
-------- YEAR 2016 --------						
-------- YEAR 2017 --------						
-------- YEAR 2018 --------						
-------- YEAR 2019 --------						
-------- YEAR 2020 --------						
-------- YEAR 2021 --------						
-------- YEAR 2022 --------						
-------- YEAR 2023 --------						
-------- YEAR 2024 --------						
-------- YEAR 2025 --------						
-------- YEAR 2026 --------						
-------- YEAR 2027 --------						
-------- YEAR 2028 --------						
-------- YEAR 2029 --------						
-------- YEAR 2030 --------						
-------- YEAR 2031 --------						
-------- YEAR 2032 --------						
-------- YEAR 2033 --------						
-------- YEAR 2034 --------						
-------- YEAR 2035 --------						
-------- YEAR 2036 --------						
-------- YEAR 2037 --------						
-------- YEAR 2038 --------						
-------- YEAR 2039 --------						
-------- YEAR 2040 --------						
THERMAL UNIT	274	CLN_Q_15	2			
CAPACITY SEGMENTS			1	2	3	4

-------- YEAR 2011 --------

UPPER SEG SPINNING RESERVE	%	100.00	100.00	100.00	0.00

-------- YEAR 2012 --------

-------- YEAR 2013 --------

-------- YEAR 2014 --------

-------- YEAR 2015 --------

-------- YEAR 2016 --------

-------- YEAR 2017 --------

-------- YEAR 2018 --------

-------- YEAR 2019 --------

-------- YEAR 2020 --------

-------- YEAR 2021 --------

-------- YEAR 2022 --------

-------- YEAR 2023 --------

-------- YEAR 2024 --------

-------- YEAR 2025 --------

-------- YEAR 2026 --------

-------- YEAR 2027 --------

-------- YEAR 2028 --------

-------- YEAR 2029 --------

-------- YEAR 2030 --------

-------- YEAR 2031 --------

-------- YEAR 2032 --------

-------- YEAR 2033 --------

-------- YEAR 2034 --------

-------- YEAR 2035 --------

-------- YEAR 2036 --------

-------- YEAR 2037 --------

-------- YEAR 2038 --------

-------- YEAR 2039 --------

-------- YEAR 2040 --------

NOTE: DATA DISPLAYED AFTER 2011 ONLY IF
VALUE CHANGED FROM PREVIOUS YEAR.

AEP EAST
GENERATION AND FUEL MODULE
INPUT SUMMARY REPORT

QUALIFIER = GAF.INPUT.THERMAL UNIT.

THERMAL UNIT	275	CLN_Q_HM 3			
CAPACITY SEGMENTS		1	2	3	4
-------- YEAR 2011 --------					
UPPER SEG SPINNING RESERVE	%	100.00	100.00	100.00	0.00
-------- YEAR 2012 --------					
-------- YEAR 2013 --------					
-------- YEAR 2014 --------					
-------- YEAR 2015 --------					
-------- YEAR 2016 --------					
-------- YEAR 2017 --------					
-------- YEAR 2018 --------					
-------- YEAR 2019 --------					
-------- YEAR 2020 --------					
-------- YEAR 2021 --------					
-------- YEAR 2022 --------					
-------- YEAR 2023 --------					
-------- YEAR 2024 --------					
-------- YEAR 2025 --------					
-------- YEAR 2026 --------					
-------- YEAR 2027 --------					
-------- YEAR 2028 --------					
-------- YEAR 2029 --------					
-------- YEAR 2030 --------					
-------- YEAR 2031 --------					
-------- YEAR 2032 --------					
-------- YEAR 2033 --------					
-------- YEAR 2034 --------					
-------- YEAR 2035 --------					
-------- YEAR 2036 --------					
-------- YEAR 2037 --------					
-------- YEAR 2038 --------					
-------- YEAR 2039 --------					
-------- YEAR 2040 --------					

THERMAL UNIT	276	CLN_Q_15 3			
CAPACITY SEGMENTS		1	2	3	4
-------- YEAR 2011 --------					
UPPER SEG SPINNING RESERVE	%	100.00	100.00	100.00	0.00
-------- YEAR 2012 --------					
-------- YEAR 2013 --------					
-------- YEAR 2014 --------					
-------- YEAR 2015 --------					
-------- YEAR 2016 --------					
-------- YEAR 2017 --------					
-------- YEAR 2018 --------					
-------- YEAR 2019 --------					
-------- YEAR 2020 --------					
-------- YEAR 2021 --------					
-------- YEAR 2022 --------					
-------- YEAR 2023 --------					
-------- YEAR 2024 --------					
-------- YEAR 2025 --------					
-------- YEAR 2026 --------					

-------- YEAR 2027 --------

-------- YEAR 2028 --------

-------- YEAR 2029 --------

-------- YEAR 2030 --------

-------- YEAR 2031 --------

-------- YEAR 2032 --------

-------- YEAR 2033 --------

-------- YEAR 2034 --------

-------- YEAR 2035 --------

-------- YEAR 2036 --------

-------- YEAR 2037 --------

-------- YEAR 2038 --------

-------- YEAR 2039 --------

-------- YEAR 2040 --------

THERMAL UNIT	277	CVL_3_HM	3			
CAPACITY SEGMENTS			1	2	3	4
-------- YEAR 2011 --------						
UPPER SEG SPINNING RESERVE	%		100.00	100.00	100.00	0.00

-------- YEAR 2012 --------

-------- YEAR 2013 --------

-------- YEAR 2014 --------

-------- YEAR 2015 --------

-------- YEAR 2016 --------

-------- YEAR 2017 --------

-------- YEAR 2018 --------

-------- YEAR 2019 --------

-------- YEAR 2020 --------

-------- YEAR 2021 --------

-------- YEAR 2022 --------

-------- YEAR 2023 --------

-------- YEAR 2024 --------

-------- YEAR 2025 --------

NOTE: DATA DISPLAYED AFTER 2011 ONLY IF
VALUE CHANGED FROM PREVIOUS YEAR.

AEP EAST
GENERATION AND FUEL MODULE
INPUT SUMMARY REPORT

QUALIFIER = GAF.INPUT.THERMAL UNIT.

THERMAL UNIT 277 CVL_3_HM 3
CAPACITY SEGMENTS 1 2 3 4

-------- YEAR 2026 --------

-------- YEAR 2027 --------

-------- YEAR 2028 --------

-------- YEAR 2029 --------

-------- YEAR 2030 --------

-------- YEAR 2031 --------

-------- YEAR 2032 --------

-------- YEAR 2033 --------

-------- YEAR 2034 --------

-------- YEAR 2035 --------

-------- YEAR 2036 --------

-------- YEAR 2037 --------

-------- YEAR 2038 --------

-------- YEAR 2039 --------

-------- YEAR 2040 --------

THERMAL UNIT 278 CVL_3_10 3
CAPACITY SEGMENTS 1 2 3 4

-------- YEAR 2011 --------
UPPER SEG SPINNING RESERVE % 100.00 100.00 100.00 0.00

-------- YEAR 2012 --------

-------- YEAR 2013 --------

-------- YEAR 2014 --------

-------- YEAR 2015 --------

-------- YEAR 2016 --------

-------- YEAR 2017 --------

-------- YEAR 2018 --------

-------- YEAR 2019 --------

-------- YEAR 2020 --------

-------- YEAR 2021 --------

-------- YEAR 2022 --------

-------- YEAR 2023 --------

-------- YEAR 2024 --------

-------- YEAR 2025 --------

-------- YEAR 2026 --------

-------- YEAR 2027 --------

-------- YEAR 2028 --------

-------- YEAR 2029 --------

-------- YEAR 2030 --------

-------- YEAR 2031 --------

-------- YEAR 2032 --------

-------- YEAR 2033 --------

-------- YEAR 2034 --------

-------- YEAR 2035 --------

-------- YEAR 2036 --------

-------- YEAR 2037 --------

-------- YEAR 2038 --------

-------- YEAR 2039 --------

-------- YEAR 2040 --------

THERMAL UNIT 279 GLN_5_HM 5
CAPACITY SEGMENTS 1 2 3 4

-------- YEAR 2011 --------

UPPER SEG SPINNING RESERVE	%	100.00	100.00	100.00	0.00

-------- YEAR 2012 --------

-------- YEAR 2013 --------

-------- YEAR 2014 --------

-------- YEAR 2015 --------

-------- YEAR 2016 --------

-------- YEAR 2017 --------

-------- YEAR 2018 --------

-------- YEAR 2019 --------

-------- YEAR 2020 --------

-------- YEAR 2021 --------

-------- YEAR 2022 --------

-------- YEAR 2023 --------

-------- YEAR 2024 --------

-------- YEAR 2025 --------

-------- YEAR 2026 --------

-------- YEAR 2027 --------

-------- YEAR 2028 --------

-------- YEAR 2029 --------

-------- YEAR 2030 --------

-------- YEAR 2031 --------

-------- YEAR 2032 --------

-------- YEAR 2033 --------

-------- YEAR 2034 --------

-------- YEAR 2035 --------

-------- YEAR 2036 --------

-------- YEAR 2037 --------

-------- YEAR 2038 --------

-------- YEAR 2039 --------

-------- YEAR 2040 --------

NOTE: DATA DISPLAYED AFTER 2011 ONLY IF
VALUE CHANGED FROM PREVIOUS YEAR.

AEP EAST
GENERATION AND FUEL MODULE
INPUT SUMMARY REPORT

QUALIFIER = GAF.INPUT.THERMAL UNIT.

THERMAL UNIT	280	GLN_5_15 5			
CAPACITY SEGMENTS		1	2	3	4
-------- YEAR 2011 --------					
UPPER SEG SPINNING RESERVE	%	100.00	100.00	100.00	0.00
-------- YEAR 2012 --------					
-------- YEAR 2013 --------					
-------- YEAR 2014 --------					
-------- YEAR 2015 --------					
-------- YEAR 2016 --------					
-------- YEAR 2017 --------					
-------- YEAR 2018 --------					
-------- YEAR 2019 --------					
-------- YEAR 2020 --------					
-------- YEAR 2021 --------					
-------- YEAR 2022 --------					
-------- YEAR 2023 --------					
-------- YEAR 2024 --------					
-------- YEAR 2025 --------					
-------- YEAR 2026 --------					
-------- YEAR 2027 --------					
-------- YEAR 2028 --------					
-------- YEAR 2029 --------					
-------- YEAR 2030 --------					
-------- YEAR 2031 --------					
-------- YEAR 2032 --------					
-------- YEAR 2033 --------					
-------- YEAR 2034 --------					
-------- YEAR 2035 --------					
-------- YEAR 2036 --------					
-------- YEAR 2037 --------					
-------- YEAR 2038 --------					
-------- YEAR 2039 --------					
-------- YEAR 2040 --------					
THERMAL UNIT	281	GLN_6_HM 6			
CAPACITY SEGMENTS		1	2	3	4
-------- YEAR 2011 --------					
UPPER SEG SPINNING RESERVE	%	100.00	100.00	100.00	0.00
-------- YEAR 2012 --------					
-------- YEAR 2013 --------					
-------- YEAR 2014 --------					
-------- YEAR 2015 --------					
-------- YEAR 2016 --------					
-------- YEAR 2017 --------					
-------- YEAR 2018 --------					
-------- YEAR 2019 --------					
-------- YEAR 2020 --------					
-------- YEAR 2021 --------					
-------- YEAR 2022 --------					
-------- YEAR 2023 --------					
-------- YEAR 2024 --------					
-------- YEAR 2025 --------					
-------- YEAR 2026 --------					

-------- YEAR 2027 --------

-------- YEAR 2028 --------

-------- YEAR 2029 --------

-------- YEAR 2030 --------

-------- YEAR 2031 --------

-------- YEAR 2032 --------

-------- YEAR 2033 --------

-------- YEAR 2034 --------

-------- YEAR 2035 --------

-------- YEAR 2036 --------

-------- YEAR 2037 --------

-------- YEAR 2038 --------

-------- YEAR 2039 --------

-------- YEAR 2040 --------

THERMAL UNIT	282	GLN_6_15	6		
CAPACITY SEGMENTS		1	2	3	4
-------- YEAR 2011 --------					
UPPER SEG SPINNING RESERVE	%	100.00	100.00	100.00	0.00

-------- YEAR 2012 --------

-------- YEAR 2013 --------

-------- YEAR 2014 --------

-------- YEAR 2015 --------

-------- YEAR 2016 --------

-------- YEAR 2017 --------

-------- YEAR 2018 --------

-------- YEAR 2019 --------

-------- YEAR 2020 --------

-------- YEAR 2021 --------

-------- YEAR 2022 --------

-------- YEAR 2023 --------

-------- YEAR 2024 --------

-------- YEAR 2025 --------

NOTE: DATA DISPLAYED AFTER 2011 ONLY IF
VALUE CHANGED FROM PREVIOUS YEAR.

AEP EAST
GENERATION AND FUEL MODULE
INPUT SUMMARY REPORT

QUALIFIER = GAF.INPUT.THERMAL UNIT.

THERMAL UNIT	282	GLN_6_15	6			
CAPACITY SEGMENTS			1	2	3	4
-------- YEAR 2026 --------						
-------- YEAR 2027 --------						
-------- YEAR 2028 --------						
-------- YEAR 2029 --------						
-------- YEAR 2030 --------						
-------- YEAR 2031 --------						
-------- YEAR 2032 --------						
-------- YEAR 2033 --------						
-------- YEAR 2034 --------						
-------- YEAR 2035 --------						
-------- YEAR 2036 --------						
-------- YEAR 2037 --------						
-------- YEAR 2038 --------						
-------- YEAR 2039 --------						
-------- YEAR 2040 --------						
THERMAL UNIT	283	KMR_F_HM	1			
CAPACITY SEGMENTS			1	2	3	4
-------- YEAR 2011 --------						
UPPER SEG SPINNING RESERVE	%		100.00	100.00	100.00	0.00
-------- YEAR 2012 --------						
-------- YEAR 2013 --------						
-------- YEAR 2014 --------						
-------- YEAR 2015 --------						
-------- YEAR 2016 --------						
-------- YEAR 2017 --------						
-------- YEAR 2018 --------						
-------- YEAR 2019 --------						
-------- YEAR 2020 --------						
-------- YEAR 2021 --------						
-------- YEAR 2022 --------						
-------- YEAR 2023 --------						
-------- YEAR 2024 --------						
-------- YEAR 2025 --------						
-------- YEAR 2026 --------						
-------- YEAR 2027 --------						
-------- YEAR 2028 --------						
-------- YEAR 2029 --------						
-------- YEAR 2030 --------						
-------- YEAR 2031 --------						
-------- YEAR 2032 --------						
-------- YEAR 2033 --------						
-------- YEAR 2034 --------						
-------- YEAR 2035 --------						
-------- YEAR 2036 --------						
-------- YEAR 2037 --------						
-------- YEAR 2038 --------						
-------- YEAR 2039 --------						
-------- YEAR 2040 --------						
THERMAL UNIT	284	KMR_F_GP	1			
CAPACITY SEGMENTS			1	2	3	4

-------- YEAR 2011 --------

UPPER SEG SPINNING RESERVE	%	100.00	100.00	100.00	0.00

-------- YEAR 2012 --------

-------- YEAR 2013 --------

-------- YEAR 2014 --------

-------- YEAR 2015 --------

-------- YEAR 2016 --------

-------- YEAR 2017 --------

-------- YEAR 2018 --------

-------- YEAR 2019 --------

-------- YEAR 2020 --------

-------- YEAR 2021 --------

-------- YEAR 2022 --------

-------- YEAR 2023 --------

-------- YEAR 2024 --------

-------- YEAR 2025 --------

-------- YEAR 2026 --------

-------- YEAR 2027 --------

-------- YEAR 2028 --------

-------- YEAR 2029 --------

-------- YEAR 2030 --------

-------- YEAR 2031 --------

-------- YEAR 2032 --------

-------- YEAR 2033 --------

-------- YEAR 2034 --------

-------- YEAR 2035 --------

-------- YEAR 2036 --------

-------- YEAR 2037 --------

-------- YEAR 2038 --------

-------- YEAR 2039 --------

-------- YEAR 2040 --------

NOTE: DATA DISPLAYED AFTER 2011 ONLY IF
VALUE CHANGED FROM PREVIOUS YEAR.

AEP EAST
GENERATION AND FUEL MODULE
INPUT SUMMARY REPORT

QUALIFIER = GAF.INPUT.THERMAL UNIT.

THERMAL UNIT	285	KMR_F_HM 2			
CAPACITY SEGMENTS		1	2	3	4
-------- YEAR 2011 --------					
UPPER SEG SPINNING RESERVE	%	100.00	100.00	100.00	0.00
-------- YEAR 2012 --------					
-------- YEAR 2013 --------					
-------- YEAR 2014 --------					
-------- YEAR 2015 --------					
-------- YEAR 2016 --------					
-------- YEAR 2017 --------					
-------- YEAR 2018 --------					
-------- YEAR 2019 --------					
-------- YEAR 2020 --------					
-------- YEAR 2021 --------					
-------- YEAR 2022 --------					
-------- YEAR 2023 --------					
-------- YEAR 2024 --------					
-------- YEAR 2025 --------					
-------- YEAR 2026 --------					
-------- YEAR 2027 --------					
-------- YEAR 2028 --------					
-------- YEAR 2029 --------					
-------- YEAR 2030 --------					
-------- YEAR 2031 --------					
-------- YEAR 2032 --------					
-------- YEAR 2033 --------					
-------- YEAR 2034 --------					
-------- YEAR 2035 --------					
-------- YEAR 2036 --------					
-------- YEAR 2037 --------					
-------- YEAR 2038 --------					
-------- YEAR 2039 --------					
-------- YEAR 2040 --------					

THERMAL UNIT	286	KMR_F_GP 2			
CAPACITY SEGMENTS		1	2	3	4
-------- YEAR 2011 --------					
UPPER SEG SPINNING RESERVE	%	100.00	100.00	100.00	0.00
-------- YEAR 2012 --------					
-------- YEAR 2013 --------					
-------- YEAR 2014 --------					
-------- YEAR 2015 --------					
-------- YEAR 2016 --------					
-------- YEAR 2017 --------					
-------- YEAR 2018 --------					
-------- YEAR 2019 --------					
-------- YEAR 2020 --------					
-------- YEAR 2021 --------					
-------- YEAR 2022 --------					
-------- YEAR 2023 --------					
-------- YEAR 2024 --------					
-------- YEAR 2025 --------					
-------- YEAR 2026 --------					

-------- YEAR 2027 --------

-------- YEAR 2028 --------

-------- YEAR 2029 --------

-------- YEAR 2030 --------

-------- YEAR 2031 --------

-------- YEAR 2032 --------

-------- YEAR 2033 --------

-------- YEAR 2034 --------

-------- YEAR 2035 --------

-------- YEAR 2036 --------

-------- YEAR 2037 --------

-------- YEAR 2038 --------

-------- YEAR 2039 --------

-------- YEAR 2040 --------

THERMAL UNIT	287	KMR_F_HM 3			
CAPACITY SEGMENTS		1	2	3	4
-------- YEAR 2011 --------					
UPPER SEG SPINNING RESERVE	%	100.00	100.00	100.00	0.00

-------- YEAR 2012 --------

-------- YEAR 2013 --------

-------- YEAR 2014 --------

-------- YEAR 2015 --------

-------- YEAR 2016 --------

-------- YEAR 2017 --------

-------- YEAR 2018 --------

-------- YEAR 2019 --------

-------- YEAR 2020 --------

-------- YEAR 2021 --------

-------- YEAR 2022 --------

-------- YEAR 2023 --------

-------- YEAR 2024 --------

-------- YEAR 2025 --------

NOTE: DATA DISPLAYED AFTER 2011 ONLY IF
VALUE CHANGED FROM PREVIOUS YEAR.

AEP EAST
GENERATION AND FUEL MODULE
INPUT SUMMARY REPORT

QUALIFIER = GAF.INPUT.THERMAL UNIT.

THERMAL UNIT	287	KMR_F_HM	3			
CAPACITY SEGMENTS			1	2	3	4
-------- YEAR 2026 --------						
-------- YEAR 2027 --------						
-------- YEAR 2028 --------						
-------- YEAR 2029 --------						
-------- YEAR 2030 --------						
-------- YEAR 2031 --------						
-------- YEAR 2032 --------						
-------- YEAR 2033 --------						
-------- YEAR 2034 --------						
-------- YEAR 2035 --------						
-------- YEAR 2036 --------						
-------- YEAR 2037 --------						
-------- YEAR 2038 --------						
-------- YEAR 2039 --------						
-------- YEAR 2040 --------						
THERMAL UNIT	288	KMR_F_GP	3			
CAPACITY SEGMENTS			1	2	3	4
-------- YEAR 2011 --------						
UPPER SEG SPINNING RESERVE	%		100.00	100.00	100.00	0.00
-------- YEAR 2012 --------						
-------- YEAR 2013 --------						
-------- YEAR 2014 --------						
-------- YEAR 2015 --------						
-------- YEAR 2016 --------						
-------- YEAR 2017 --------						
-------- YEAR 2018 --------						
-------- YEAR 2019 --------						
-------- YEAR 2020 --------						
-------- YEAR 2021 --------						
-------- YEAR 2022 --------						
-------- YEAR 2023 --------						
-------- YEAR 2024 --------						
-------- YEAR 2025 --------						
-------- YEAR 2026 --------						
-------- YEAR 2027 --------						
-------- YEAR 2028 --------						
-------- YEAR 2029 --------						
-------- YEAR 2030 --------						
-------- YEAR 2031 --------						
-------- YEAR 2032 --------						
-------- YEAR 2033 --------						
-------- YEAR 2034 --------						
-------- YEAR 2035 --------						
-------- YEAR 2036 --------						
-------- YEAR 2037 --------						
-------- YEAR 2038 --------						
-------- YEAR 2039 --------						
-------- YEAR 2040 --------						
THERMAL UNIT	289	KWA_1_HM	1			
CAPACITY SEGMENTS			1	2	3	4

-------- YEAR 2011 --------					
UPPER SEG SPINNING RESERVE	%	100.00	100.00	100.00	0.00
-------- YEAR 2012 --------					
-------- YEAR 2013 --------					
-------- YEAR 2014 --------					
-------- YEAR 2015 --------					
-------- YEAR 2016 --------					
-------- YEAR 2017 --------					
-------- YEAR 2018 --------					
-------- YEAR 2019 --------					
-------- YEAR 2020 --------					
-------- YEAR 2021 --------					
-------- YEAR 2022 --------					
-------- YEAR 2023 --------					
-------- YEAR 2024 --------					
-------- YEAR 2025 --------					
-------- YEAR 2026 --------					
-------- YEAR 2027 --------					
-------- YEAR 2028 --------					
-------- YEAR 2029 --------					
-------- YEAR 2030 --------					
-------- YEAR 2031 --------					
-------- YEAR 2032 --------					
-------- YEAR 2033 --------					
-------- YEAR 2034 --------					
-------- YEAR 2035 --------					
-------- YEAR 2036 --------					
-------- YEAR 2037 --------					
-------- YEAR 2038 --------					
-------- YEAR 2039 --------					
-------- YEAR 2040 --------					

NOTE: DATA DISPLAYED AFTER 2011 ONLY IF
VALUE CHANGED FROM PREVIOUS YEAR.

AEP EAST
GENERATION AND FUEL MODULE
INPUT SUMMARY REPORT

QUALIFIER = GAF.INPUT.THERMAL UNIT.

THERMAL UNIT	290	KWA_1_15 1			
CAPACITY SEGMENTS		1	2	3	4
-------- YEAR 2011 --------					
UPPER SEG SPINNING RESERVE	%	100.00	100.00	100.00	0.00
-------- YEAR 2012 --------					
-------- YEAR 2013 --------					
-------- YEAR 2014 --------					
-------- YEAR 2015 --------					
-------- YEAR 2016 --------					
-------- YEAR 2017 --------					
-------- YEAR 2018 --------					
-------- YEAR 2019 --------					
-------- YEAR 2020 --------					
-------- YEAR 2021 --------					
-------- YEAR 2022 --------					
-------- YEAR 2023 --------					
-------- YEAR 2024 --------					
-------- YEAR 2025 --------					
-------- YEAR 2026 --------					
-------- YEAR 2027 --------					
-------- YEAR 2028 --------					
-------- YEAR 2029 --------					
-------- YEAR 2030 --------					
-------- YEAR 2031 --------					
-------- YEAR 2032 --------					
-------- YEAR 2033 --------					
-------- YEAR 2034 --------					
-------- YEAR 2035 --------					
-------- YEAR 2036 --------					
-------- YEAR 2037 --------					
-------- YEAR 2038 --------					
-------- YEAR 2039 --------					
-------- YEAR 2040 --------					

THERMAL UNIT	291	KWA_2_HM 2			
CAPACITY SEGMENTS		1	2	3	4
-------- YEAR 2011 --------					
UPPER SEG SPINNING RESERVE	%	100.00	100.00	100.00	0.00
-------- YEAR 2012 --------					
-------- YEAR 2013 --------					
-------- YEAR 2014 --------					
-------- YEAR 2015 --------					
-------- YEAR 2016 --------					
-------- YEAR 2017 --------					
-------- YEAR 2018 --------					
-------- YEAR 2019 --------					
-------- YEAR 2020 --------					
-------- YEAR 2021 --------					
-------- YEAR 2022 --------					
-------- YEAR 2023 --------					
-------- YEAR 2024 --------					
-------- YEAR 2025 --------					
-------- YEAR 2026 --------					

-------- YEAR 2027 --------

-------- YEAR 2028 --------

-------- YEAR 2029 --------

-------- YEAR 2030 --------

-------- YEAR 2031 --------

-------- YEAR 2032 --------

-------- YEAR 2033 --------

-------- YEAR 2034 --------

-------- YEAR 2035 --------

-------- YEAR 2036 --------

-------- YEAR 2037 --------

-------- YEAR 2038 --------

-------- YEAR 2039 --------

-------- YEAR 2040 --------

THERMAL UNIT	292	KWA_2_15	2			
CAPACITY SEGMENTS			1	2	3	4
-------- YEAR 2011 --------						
UPPER SEG SPINNING RESERVE	%		100.00	100.00	100.00	0.00

-------- YEAR 2012 --------

-------- YEAR 2013 --------

-------- YEAR 2014 --------

-------- YEAR 2015 --------

-------- YEAR 2016 --------

-------- YEAR 2017 --------

-------- YEAR 2018 --------

-------- YEAR 2019 --------

-------- YEAR 2020 --------

-------- YEAR 2021 --------

-------- YEAR 2022 --------

-------- YEAR 2023 --------

-------- YEAR 2024 --------

-------- YEAR 2025 --------

NOTE: DATA DISPLAYED AFTER 2011 ONLY IF
VALUE CHANGED FROM PREVIOUS YEAR.

AEP EAST
GENERATION AND FUEL MODULE
INPUT SUMMARY REPORT

QUALIFIER = GAF.INPUT.THERMAL UNIT.

THERMAL UNIT 292 KWA_2_15 2
CAPACITY SEGMENTS 1 2 3 4

-------- YEAR 2026 --------

-------- YEAR 2027 --------

-------- YEAR 2028 --------

-------- YEAR 2029 --------

-------- YEAR 2030 --------

-------- YEAR 2031 --------

-------- YEAR 2032 --------

-------- YEAR 2033 --------

-------- YEAR 2034 --------

-------- YEAR 2035 --------

-------- YEAR 2036 --------

-------- YEAR 2037 --------

-------- YEAR 2038 --------

-------- YEAR 2039 --------

-------- YEAR 2040 --------

THERMAL UNIT 293 MSKR1_HM 1
CAPACITY SEGMENTS 1 2 3 4

-------- YEAR 2011 --------
UPPER SEG SPINNING RESERVE % 100.00 100.00 100.00 0.00

-------- YEAR 2012 --------

-------- YEAR 2013 --------

-------- YEAR 2014 --------

-------- YEAR 2015 --------

-------- YEAR 2016 --------

-------- YEAR 2017 --------

-------- YEAR 2018 --------

-------- YEAR 2019 --------

-------- YEAR 2020 --------

-------- YEAR 2021 --------

-------- YEAR 2022 --------

-------- YEAR 2023 --------

-------- YEAR 2024 --------

-------- YEAR 2025 --------

-------- YEAR 2026 --------

-------- YEAR 2027 --------

-------- YEAR 2028 --------

-------- YEAR 2029 --------

-------- YEAR 2030 --------

-------- YEAR 2031 --------

-------- YEAR 2032 --------

-------- YEAR 2033 --------

-------- YEAR 2034 --------

-------- YEAR 2035 --------

-------- YEAR 2036 --------

-------- YEAR 2037 --------

-------- YEAR 2038 --------

-------- YEAR 2039 --------

-------- YEAR 2040 --------

THERMAL UNIT 294 MSKR1_12 1
CAPACITY SEGMENTS 1 2 3 4

-------- YEAR 2011 --------					
UPPER SEG SPINNING RESERVE	%	100.00	100.00	100.00	0.00
-------- YEAR 2012 --------					
-------- YEAR 2013 --------					
-------- YEAR 2014 --------					
-------- YEAR 2015 --------					
-------- YEAR 2016 --------					
-------- YEAR 2017 --------					
-------- YEAR 2018 --------					
-------- YEAR 2019 --------					
-------- YEAR 2020 --------					
-------- YEAR 2021 --------					
-------- YEAR 2022 --------					
-------- YEAR 2023 --------					
-------- YEAR 2024 --------					
-------- YEAR 2025 --------					
-------- YEAR 2026 --------					
-------- YEAR 2027 --------					
-------- YEAR 2028 --------					
-------- YEAR 2029 --------					
-------- YEAR 2030 --------					
-------- YEAR 2031 --------					
-------- YEAR 2032 --------					
-------- YEAR 2033 --------					
-------- YEAR 2034 --------					
-------- YEAR 2035 --------					
-------- YEAR 2036 --------					
-------- YEAR 2037 --------					
-------- YEAR 2038 --------					
-------- YEAR 2039 --------					
-------- YEAR 2040 --------					

NOTE: DATA DISPLAYED AFTER 2011 ONLY IF
VALUE CHANGED FROM PREVIOUS YEAR.

AEP EAST
GENERATION AND FUEL MODULE
INPUT SUMMARY REPORT

QUALIFIER = GAF.INPUT.THERMAL UNIT.

THERMAL UNIT	295	MSKR2_HM 2			
CAPACITY SEGMENTS		1	2	3	4
-------- YEAR 2011 --------					
UPPER SEG SPINNING RESERVE	%	100.00	100.00	100.00	0.00
-------- YEAR 2012 --------					
-------- YEAR 2013 --------					
-------- YEAR 2014 --------					
-------- YEAR 2015 --------					
-------- YEAR 2016 --------					
-------- YEAR 2017 --------					
-------- YEAR 2018 --------					
-------- YEAR 2019 --------					
-------- YEAR 2020 --------					
-------- YEAR 2021 --------					
-------- YEAR 2022 --------					
-------- YEAR 2023 --------					
-------- YEAR 2024 --------					
-------- YEAR 2025 --------					
-------- YEAR 2026 --------					
-------- YEAR 2027 --------					
-------- YEAR 2028 --------					
-------- YEAR 2029 --------					
-------- YEAR 2030 --------					
-------- YEAR 2031 --------					
-------- YEAR 2032 --------					
-------- YEAR 2033 --------					
-------- YEAR 2034 --------					
-------- YEAR 2035 --------					
-------- YEAR 2036 --------					
-------- YEAR 2037 --------					
-------- YEAR 2038 --------					
-------- YEAR 2039 --------					
-------- YEAR 2040 --------					

THERMAL UNIT	296	MSKR2_12 2			
CAPACITY SEGMENTS		1	2	3	4
-------- YEAR 2011 --------					
UPPER SEG SPINNING RESERVE	%	100.00	100.00	100.00	0.00
-------- YEAR 2012 --------					
-------- YEAR 2013 --------					
-------- YEAR 2014 --------					
-------- YEAR 2015 --------					
-------- YEAR 2016 --------					
-------- YEAR 2017 --------					
-------- YEAR 2018 --------					
-------- YEAR 2019 --------					
-------- YEAR 2020 --------					
-------- YEAR 2021 --------					
-------- YEAR 2022 --------					
-------- YEAR 2023 --------					
-------- YEAR 2024 --------					
-------- YEAR 2025 --------					
-------- YEAR 2026 --------					

-------- YEAR 2027 --------

-------- YEAR 2028 --------

-------- YEAR 2029 --------

-------- YEAR 2030 --------

-------- YEAR 2031 --------

-------- YEAR 2032 --------

-------- YEAR 2033 --------

-------- YEAR 2034 --------

-------- YEAR 2035 --------

-------- YEAR 2036 --------

-------- YEAR 2037 --------

-------- YEAR 2038 --------

-------- YEAR 2039 --------

-------- YEAR 2040 --------

THERMAL UNIT	297	MSKR3_GP	3			
CAPACITY SEGMENTS			1	2	3	4
-------- YEAR 2011 --------						
UPPER SEG SPINNING RESERVE	%		100.00	100.00	100.00	0.00

-------- YEAR 2012 --------

-------- YEAR 2013 --------

-------- YEAR 2014 --------

-------- YEAR 2015 --------

-------- YEAR 2016 --------

-------- YEAR 2017 --------

-------- YEAR 2018 --------

-------- YEAR 2019 --------

-------- YEAR 2020 --------

-------- YEAR 2021 --------

-------- YEAR 2022 --------

-------- YEAR 2023 --------

-------- YEAR 2024 --------

-------- YEAR 2025 --------

NOTE: DATA DISPLAYED AFTER 2011 ONLY IF
VALUE CHANGED FROM PREVIOUS YEAR.

AEP EAST
GENERATION AND FUEL MODULE
INPUT SUMMARY REPORT

QUALIFIER = GAF.INPUT.THERMAL UNIT.

THERMAL UNIT	297	MSKR3_GP	3			
CAPACITY SEGMENTS			1	2	3	4
-------- YEAR 2026 --------						
-------- YEAR 2027 --------						
-------- YEAR 2028 --------						
-------- YEAR 2029 --------						
-------- YEAR 2030 --------						
-------- YEAR 2031 --------						
-------- YEAR 2032 --------						
-------- YEAR 2033 --------						
-------- YEAR 2034 --------						
-------- YEAR 2035 --------						
-------- YEAR 2036 --------						
-------- YEAR 2037 --------						
-------- YEAR 2038 --------						
-------- YEAR 2039 --------						
-------- YEAR 2040 --------						
THERMAL UNIT	298	MR3HM_12	3			
CAPACITY SEGMENTS			1	2	3	4
-------- YEAR 2011 --------						
UPPER SEG SPINNING RESERVE	%		100.00	100.00	100.00	0.00
-------- YEAR 2012 --------						
-------- YEAR 2013 --------						
-------- YEAR 2014 --------						
-------- YEAR 2015 --------						
-------- YEAR 2016 --------						
-------- YEAR 2017 --------						
-------- YEAR 2018 --------						
-------- YEAR 2019 --------						
-------- YEAR 2020 --------						
-------- YEAR 2021 --------						
-------- YEAR 2022 --------						
-------- YEAR 2023 --------						
-------- YEAR 2024 --------						
-------- YEAR 2025 --------						
-------- YEAR 2026 --------						
-------- YEAR 2027 --------						
-------- YEAR 2028 --------						
-------- YEAR 2029 --------						
-------- YEAR 2030 --------						
-------- YEAR 2031 --------						
-------- YEAR 2032 --------						
-------- YEAR 2033 --------						
-------- YEAR 2034 --------						
-------- YEAR 2035 --------						
-------- YEAR 2036 --------						
-------- YEAR 2037 --------						
-------- YEAR 2038 --------						
-------- YEAR 2039 --------						
-------- YEAR 2040 --------						
THERMAL UNIT	299	MSKR4_GP	4			
CAPACITY SEGMENTS			1	2	3	4

-------- YEAR 2011 --------					
UPPER SEG SPINNING RESERVE	%	100.00	100.00	100.00	0.00
-------- YEAR 2012 --------					
-------- YEAR 2013 --------					
-------- YEAR 2014 --------					
-------- YEAR 2015 --------					
-------- YEAR 2016 --------					
-------- YEAR 2017 --------					
-------- YEAR 2018 --------					
-------- YEAR 2019 --------					
-------- YEAR 2020 --------					
-------- YEAR 2021 --------					
-------- YEAR 2022 --------					
-------- YEAR 2023 --------					
-------- YEAR 2024 --------					
-------- YEAR 2025 --------					
-------- YEAR 2026 --------					
-------- YEAR 2027 --------					
-------- YEAR 2028 --------					
-------- YEAR 2029 --------					
-------- YEAR 2030 --------					
-------- YEAR 2031 --------					
-------- YEAR 2032 --------					
-------- YEAR 2033 --------					
-------- YEAR 2034 --------					
-------- YEAR 2035 --------					
-------- YEAR 2036 --------					
-------- YEAR 2037 --------					
-------- YEAR 2038 --------					
-------- YEAR 2039 --------					
-------- YEAR 2040 --------					

NOTE: DATA DISPLAYED AFTER 2011 ONLY IF
VALUE CHANGED FROM PREVIOUS YEAR.

AEP EAST
GENERATION AND FUEL MODULE
INPUT SUMMARY REPORT

QUALIFIER = GAF.INPUT.THERMAL UNIT.

THERMAL UNIT	300	M4HM_12	4		
CAPACITY SEGMENTS		1	2	3	4
-------- YEAR 2011 --------					
UPPER SEG SPINNING RESERVE	%	100.00	100.00	100.00	0.00
-------- YEAR 2012 --------					
-------- YEAR 2013 --------					
-------- YEAR 2014 --------					
-------- YEAR 2015 --------					
-------- YEAR 2016 --------					
-------- YEAR 2017 --------					
-------- YEAR 2018 --------					
-------- YEAR 2019 --------					
-------- YEAR 2020 --------					
-------- YEAR 2021 --------					
-------- YEAR 2022 --------					
-------- YEAR 2023 --------					
-------- YEAR 2024 --------					
-------- YEAR 2025 --------					
-------- YEAR 2026 --------					
-------- YEAR 2027 --------					
-------- YEAR 2028 --------					
-------- YEAR 2029 --------					
-------- YEAR 2030 --------					
-------- YEAR 2031 --------					
-------- YEAR 2032 --------					
-------- YEAR 2033 --------					
-------- YEAR 2034 --------					
-------- YEAR 2035 --------					
-------- YEAR 2036 --------					
-------- YEAR 2037 --------					
-------- YEAR 2038 --------					
-------- YEAR 2039 --------					
-------- YEAR 2040 --------					

THERMAL UNIT	301	PICWY_HM	5		
CAPACITY SEGMENTS		1	2	3	4
-------- YEAR 2011 --------					
UPPER SEG SPINNING RESERVE	%	100.00	100.00	100.00	0.00
-------- YEAR 2012 --------					
-------- YEAR 2013 --------					
-------- YEAR 2014 --------					
-------- YEAR 2015 --------					
-------- YEAR 2016 --------					
-------- YEAR 2017 --------					
-------- YEAR 2018 --------					
-------- YEAR 2019 --------					
-------- YEAR 2020 --------					
-------- YEAR 2021 --------					
-------- YEAR 2022 --------					
-------- YEAR 2023 --------					
-------- YEAR 2024 --------					
-------- YEAR 2025 --------					
-------- YEAR 2026 --------					

-------- YEAR 2027 --------

-------- YEAR 2028 --------

-------- YEAR 2029 --------

-------- YEAR 2030 --------

-------- YEAR 2031 --------

-------- YEAR 2032 --------

-------- YEAR 2033 --------

-------- YEAR 2034 --------

-------- YEAR 2035 --------

-------- YEAR 2036 --------

-------- YEAR 2037 --------

-------- YEAR 2038 --------

-------- YEAR 2039 --------

-------- YEAR 2040 --------

THERMAL UNIT	302	PICWY_GP	5		
CAPACITY SEGMENTS		1	2	3	4
-------- YEAR 2011 --------					
UPPER SEG SPINNING RESERVE	%	100.00	100.00	100.00	0.00

-------- YEAR 2012 --------

-------- YEAR 2013 --------

-------- YEAR 2014 --------

-------- YEAR 2015 --------

-------- YEAR 2016 --------

-------- YEAR 2017 --------

-------- YEAR 2018 --------

-------- YEAR 2019 --------

-------- YEAR 2020 --------

-------- YEAR 2021 --------

-------- YEAR 2022 --------

-------- YEAR 2023 --------

-------- YEAR 2024 --------

-------- YEAR 2025 --------

NOTE: DATA DISPLAYED AFTER 2011 ONLY IF
VALUE CHANGED FROM PREVIOUS YEAR.

AEP EAST
GENERATION AND FUEL MODULE
INPUT SUMMARY REPORT

QUALIFIER = GAF.INPUT.THERMAL UNIT.

THERMAL UNIT	302	PICWY_GP	5			
CAPACITY SEGMENTS			1	2	3	4
-------- YEAR 2026 --------						
-------- YEAR 2027 --------						
-------- YEAR 2028 --------						
-------- YEAR 2029 --------						
-------- YEAR 2030 --------						
-------- YEAR 2031 --------						
-------- YEAR 2032 --------						
-------- YEAR 2033 --------						
-------- YEAR 2034 --------						
-------- YEAR 2035 --------						
-------- YEAR 2036 --------						
-------- YEAR 2037 --------						
-------- YEAR 2038 --------						
-------- YEAR 2039 --------						
-------- YEAR 2040 --------						
THERMAL UNIT	303	SP1_F_HM	1			
CAPACITY SEGMENTS			1	2	3	4
-------- YEAR 2011 --------						
UPPER SEG SPINNING RESERVE	%		100.00	100.00	100.00	0.00
-------- YEAR 2012 --------						
-------- YEAR 2013 --------						
-------- YEAR 2014 --------						
-------- YEAR 2015 --------						
-------- YEAR 2016 --------						
-------- YEAR 2017 --------						
-------- YEAR 2018 --------						
-------- YEAR 2019 --------						
-------- YEAR 2020 --------						
-------- YEAR 2021 --------						
-------- YEAR 2022 --------						
-------- YEAR 2023 --------						
-------- YEAR 2024 --------						
-------- YEAR 2025 --------						
-------- YEAR 2026 --------						
-------- YEAR 2027 --------						
-------- YEAR 2028 --------						
-------- YEAR 2029 --------						
-------- YEAR 2030 --------						
-------- YEAR 2031 --------						
-------- YEAR 2032 --------						
-------- YEAR 2033 --------						
-------- YEAR 2034 --------						
-------- YEAR 2035 --------						
-------- YEAR 2036 --------						
-------- YEAR 2037 --------						
-------- YEAR 2038 --------						
-------- YEAR 2039 --------						
-------- YEAR 2040 --------						
THERMAL UNIT	304	SP1_F_15	1			
CAPACITY SEGMENTS			1	2	3	4

-------- YEAR 2011 --------

UPPER SEG SPINNING RESERVE	%	100.00	100.00	100.00	0.00

-------- YEAR 2012 --------

-------- YEAR 2013 --------

-------- YEAR 2014 --------

-------- YEAR 2015 --------

-------- YEAR 2016 --------

-------- YEAR 2017 --------

-------- YEAR 2018 --------

-------- YEAR 2019 --------

-------- YEAR 2020 --------

-------- YEAR 2021 --------

-------- YEAR 2022 --------

-------- YEAR 2023 --------

-------- YEAR 2024 --------

-------- YEAR 2025 --------

-------- YEAR 2026 --------

-------- YEAR 2027 --------

-------- YEAR 2028 --------

-------- YEAR 2029 --------

-------- YEAR 2030 --------

-------- YEAR 2031 --------

-------- YEAR 2032 --------

-------- YEAR 2033 --------

-------- YEAR 2034 --------

-------- YEAR 2035 --------

-------- YEAR 2036 --------

-------- YEAR 2037 --------

-------- YEAR 2038 --------

-------- YEAR 2039 --------

-------- YEAR 2040 --------

NOTE: DATA DISPLAYED AFTER 2011 ONLY IF
VALUE CHANGED FROM PREVIOUS YEAR.

AEP EAST
GENERATION AND FUEL MODULE
INPUT SUMMARY REPORT

QUALIFIER = GAF.INPUT.THERMAL UNIT.

THERMAL UNIT	305	SP2_F_HM 2			
CAPACITY SEGMENTS		1	2	3	4
-------- YEAR 2011 --------					
UPPER SEG SPINNING RESERVE	%	100.00	100.00	100.00	0.00
-------- YEAR 2012 --------					
-------- YEAR 2013 --------					
-------- YEAR 2014 --------					
-------- YEAR 2015 --------					
-------- YEAR 2016 --------					
-------- YEAR 2017 --------					
-------- YEAR 2018 --------					
-------- YEAR 2019 --------					
-------- YEAR 2020 --------					
-------- YEAR 2021 --------					
-------- YEAR 2022 --------					
-------- YEAR 2023 --------					
-------- YEAR 2024 --------					
-------- YEAR 2025 --------					
-------- YEAR 2026 --------					
-------- YEAR 2027 --------					
-------- YEAR 2028 --------					
-------- YEAR 2029 --------					
-------- YEAR 2030 --------					
-------- YEAR 2031 --------					
-------- YEAR 2032 --------					
-------- YEAR 2033 --------					
-------- YEAR 2034 --------					
-------- YEAR 2035 --------					
-------- YEAR 2036 --------					
-------- YEAR 2037 --------					
-------- YEAR 2038 --------					
-------- YEAR 2039 --------					
-------- YEAR 2040 --------					

THERMAL UNIT	306	SP2_F_15 2			
CAPACITY SEGMENTS		1	2	3	4
-------- YEAR 2011 --------					
UPPER SEG SPINNING RESERVE	%	100.00	100.00	100.00	0.00
-------- YEAR 2012 --------					
-------- YEAR 2013 --------					
-------- YEAR 2014 --------					
-------- YEAR 2015 --------					
-------- YEAR 2016 --------					
-------- YEAR 2017 --------					
-------- YEAR 2018 --------					
-------- YEAR 2019 --------					
-------- YEAR 2020 --------					
-------- YEAR 2021 --------					
-------- YEAR 2022 --------					
-------- YEAR 2023 --------					
-------- YEAR 2024 --------					
-------- YEAR 2025 --------					
-------- YEAR 2026 --------					

-------- YEAR 2027 --------

-------- YEAR 2028 --------

-------- YEAR 2029 --------

-------- YEAR 2030 --------

-------- YEAR 2031 --------

-------- YEAR 2032 --------

-------- YEAR 2033 --------

-------- YEAR 2034 --------

-------- YEAR 2035 --------

-------- YEAR 2036 --------

-------- YEAR 2037 --------

-------- YEAR 2038 --------

-------- YEAR 2039 --------

-------- YEAR 2040 --------

THERMAL UNIT	307	SP3_Q_HM	3			
CAPACITY SEGMENTS			1	2	3	4
-------- YEAR 2011 --------						
UPPER SEG SPINNING RESERVE	%		100.00	100.00	100.00	0.00

-------- YEAR 2012 --------

-------- YEAR 2013 --------

-------- YEAR 2014 --------

-------- YEAR 2015 --------

-------- YEAR 2016 --------

-------- YEAR 2017 --------

-------- YEAR 2018 --------

-------- YEAR 2019 --------

-------- YEAR 2020 --------

-------- YEAR 2021 --------

-------- YEAR 2022 --------

-------- YEAR 2023 --------

-------- YEAR 2024 --------

-------- YEAR 2025 --------

NOTE: DATA DISPLAYED AFTER 2011 ONLY IF
VALUE CHANGED FROM PREVIOUS YEAR.

AEP EAST
GENERATION AND FUEL MODULE
INPUT SUMMARY REPORT

QUALIFIER = GAF.INPUT.THERMAL UNIT.

THERMAL UNIT	307	SP3_Q_HM	3			
CAPACITY SEGMENTS			1	2	3	4
-------- YEAR 2026 --------						
-------- YEAR 2027 --------						
-------- YEAR 2028 --------						
-------- YEAR 2029 --------						
-------- YEAR 2030 --------						
-------- YEAR 2031 --------						
-------- YEAR 2032 --------						
-------- YEAR 2033 --------						
-------- YEAR 2034 --------						
-------- YEAR 2035 --------						
-------- YEAR 2036 --------						
-------- YEAR 2037 --------						
-------- YEAR 2038 --------						
-------- YEAR 2039 --------						
-------- YEAR 2040 --------						
THERMAL UNIT	308	SP3_Q_15	3			
CAPACITY SEGMENTS			1	2	3	4
-------- YEAR 2011 --------						
UPPER SEG SPINNING RESERVE	%		100.00	100.00	100.00	0.00
-------- YEAR 2012 --------						
-------- YEAR 2013 --------						
-------- YEAR 2014 --------						
-------- YEAR 2015 --------						
-------- YEAR 2016 --------						
-------- YEAR 2017 --------						
-------- YEAR 2018 --------						
-------- YEAR 2019 --------						
-------- YEAR 2020 --------						
-------- YEAR 2021 --------						
-------- YEAR 2022 --------						
-------- YEAR 2023 --------						
-------- YEAR 2024 --------						
-------- YEAR 2025 --------						
-------- YEAR 2026 --------						
-------- YEAR 2027 --------						
-------- YEAR 2028 --------						
-------- YEAR 2029 --------						
-------- YEAR 2030 --------						
-------- YEAR 2031 --------						
-------- YEAR 2032 --------						
-------- YEAR 2033 --------						
-------- YEAR 2034 --------						
-------- YEAR 2035 --------						
-------- YEAR 2036 --------						
-------- YEAR 2037 --------						
-------- YEAR 2038 --------						
-------- YEAR 2039 --------						
-------- YEAR 2040 --------						
THERMAL UNIT	309	SP4_Q_HM	4			
CAPACITY SEGMENTS			1	2	3	4

-------- YEAR 2011 --------					
UPPER SEG SPINNING RESERVE	%	100.00	100.00	100.00	0.00
-------- YEAR 2012 --------					
-------- YEAR 2013 --------					
-------- YEAR 2014 --------					
-------- YEAR 2015 --------					
-------- YEAR 2016 --------					
-------- YEAR 2017 --------					
-------- YEAR 2018 --------					
-------- YEAR 2019 --------					
-------- YEAR 2020 --------					
-------- YEAR 2021 --------					
-------- YEAR 2022 --------					
-------- YEAR 2023 --------					
-------- YEAR 2024 --------					
-------- YEAR 2025 --------					
-------- YEAR 2026 --------					
-------- YEAR 2027 --------					
-------- YEAR 2028 --------					
-------- YEAR 2029 --------					
-------- YEAR 2030 --------					
-------- YEAR 2031 --------					
-------- YEAR 2032 --------					
-------- YEAR 2033 --------					
-------- YEAR 2034 --------					
-------- YEAR 2035 --------					
-------- YEAR 2036 --------					
-------- YEAR 2037 --------					
-------- YEAR 2038 --------					
-------- YEAR 2039 --------					
-------- YEAR 2040 --------					

NOTE: DATA DISPLAYED AFTER 2011 ONLY IF
VALUE CHANGED FROM PREVIOUS YEAR.

AEP EAST
GENERATION AND FUEL MODULE
INPUT SUMMARY REPORT

QUALIFIER = GAF.INPUT.THERMAL UNIT.

THERMAL UNIT	310	SP4_Q_15	4		
CAPACITY SEGMENTS		1	2	3	4
-------- YEAR 2011 --------					
UPPER SEG SPINNING RESERVE	%	100.00	100.00	100.00	0.00
-------- YEAR 2012 --------					
-------- YEAR 2013 --------					
-------- YEAR 2014 --------					
-------- YEAR 2015 --------					
-------- YEAR 2016 --------					
-------- YEAR 2017 --------					
-------- YEAR 2018 --------					
-------- YEAR 2019 --------					
-------- YEAR 2020 --------					
-------- YEAR 2021 --------					
-------- YEAR 2022 --------					
-------- YEAR 2023 --------					
-------- YEAR 2024 --------					
-------- YEAR 2025 --------					
-------- YEAR 2026 --------					
-------- YEAR 2027 --------					
-------- YEAR 2028 --------					
-------- YEAR 2029 --------					
-------- YEAR 2030 --------					
-------- YEAR 2031 --------					
-------- YEAR 2032 --------					
-------- YEAR 2033 --------					
-------- YEAR 2034 --------					
-------- YEAR 2035 --------					
-------- YEAR 2036 --------					
-------- YEAR 2037 --------					
-------- YEAR 2038 --------					
-------- YEAR 2039 --------					
-------- YEAR 2040 --------					

THERMAL UNIT	311	SP5_HM	5		
CAPACITY SEGMENTS		1	2	3	4
-------- YEAR 2011 --------					
UPPER SEG SPINNING RESERVE	%	100.00	100.00	100.00	0.00
-------- YEAR 2012 --------					
-------- YEAR 2013 --------					
-------- YEAR 2014 --------					
-------- YEAR 2015 --------					
-------- YEAR 2016 --------					
-------- YEAR 2017 --------					
-------- YEAR 2018 --------					
-------- YEAR 2019 --------					
-------- YEAR 2020 --------					
-------- YEAR 2021 --------					
-------- YEAR 2022 --------					
-------- YEAR 2023 --------					
-------- YEAR 2024 --------					
-------- YEAR 2025 --------					
-------- YEAR 2026 --------					

-------- YEAR 2027 --------

-------- YEAR 2028 --------

-------- YEAR 2029 --------

-------- YEAR 2030 --------

-------- YEAR 2031 --------

-------- YEAR 2032 --------

-------- YEAR 2033 --------

-------- YEAR 2034 --------

-------- YEAR 2035 --------

-------- YEAR 2036 --------

-------- YEAR 2037 --------

-------- YEAR 2038 --------

-------- YEAR 2039 --------

-------- YEAR 2040 --------

THERMAL UNIT	312	SP5_15	5			
CAPACITY SEGMENTS			1	2	3	4
-------- YEAR 2011 --------						
UPPER SEG SPINNING RESERVE	%		100.00	100.00	100.00	0.00

-------- YEAR 2012 --------

-------- YEAR 2013 --------

-------- YEAR 2014 --------

-------- YEAR 2015 --------

-------- YEAR 2016 --------

-------- YEAR 2017 --------

-------- YEAR 2018 --------

-------- YEAR 2019 --------

-------- YEAR 2020 --------

-------- YEAR 2021 --------

-------- YEAR 2022 --------

-------- YEAR 2023 --------

-------- YEAR 2024 --------

-------- YEAR 2025 --------

NOTE: DATA DISPLAYED AFTER 2011 ONLY IF
VALUE CHANGED FROM PREVIOUS YEAR.

AEP EAST
GENERATION AND FUEL MODULE
INPUT SUMMARY REPORT

QUALIFIER = GAF.INPUT.THERMAL UNIT.

THERMAL UNIT	312	SP5_15	5			
CAPACITY SEGMENTS			1	2	3	4
-------- YEAR 2026 --------						
-------- YEAR 2027 --------						
-------- YEAR 2028 --------						
-------- YEAR 2029 --------						
-------- YEAR 2030 --------						
-------- YEAR 2031 --------						
-------- YEAR 2032 --------						
-------- YEAR 2033 --------						
-------- YEAR 2034 --------						
-------- YEAR 2035 --------						
-------- YEAR 2036 --------						
-------- YEAR 2037 --------						
-------- YEAR 2038 --------						
-------- YEAR 2039 --------						
-------- YEAR 2040 --------						
THERMAL UNIT	313	TNR_F_HM	1			
CAPACITY SEGMENTS			1	2	3	4
-------- YEAR 2011 --------						
UPPER SEG SPINNING RESERVE	%		100.00	100.00	100.00	0.00
-------- YEAR 2012 --------						
-------- YEAR 2013 --------						
-------- YEAR 2014 --------						
-------- YEAR 2015 --------						
-------- YEAR 2016 --------						
-------- YEAR 2017 --------						
-------- YEAR 2018 --------						
-------- YEAR 2019 --------						
-------- YEAR 2020 --------						
-------- YEAR 2021 --------						
-------- YEAR 2022 --------						
-------- YEAR 2023 --------						
-------- YEAR 2024 --------						
-------- YEAR 2025 --------						
-------- YEAR 2026 --------						
-------- YEAR 2027 --------						
-------- YEAR 2028 --------						
-------- YEAR 2029 --------						
-------- YEAR 2030 --------						
-------- YEAR 2031 --------						
-------- YEAR 2032 --------						
-------- YEAR 2033 --------						
-------- YEAR 2034 --------						
-------- YEAR 2035 --------						
-------- YEAR 2036 --------						
-------- YEAR 2037 --------						
-------- YEAR 2038 --------						
-------- YEAR 2039 --------						
-------- YEAR 2040 --------						
THERMAL UNIT	314	TNR_F_15	1			
CAPACITY SEGMENTS			1	2	3	4

-------- YEAR 2011 --------

UPPER SEG SPINNING RESERVE	%	100.00	100.00	100.00	0.00

-------- YEAR 2012 --------

-------- YEAR 2013 --------

-------- YEAR 2014 --------

-------- YEAR 2015 --------

-------- YEAR 2016 --------

-------- YEAR 2017 --------

-------- YEAR 2018 --------

-------- YEAR 2019 --------

-------- YEAR 2020 --------

-------- YEAR 2021 --------

-------- YEAR 2022 --------

-------- YEAR 2023 --------

-------- YEAR 2024 --------

-------- YEAR 2025 --------

-------- YEAR 2026 --------

-------- YEAR 2027 --------

-------- YEAR 2028 --------

-------- YEAR 2029 --------

-------- YEAR 2030 --------

-------- YEAR 2031 --------

-------- YEAR 2032 --------

-------- YEAR 2033 --------

-------- YEAR 2034 --------

-------- YEAR 2035 --------

-------- YEAR 2036 --------

-------- YEAR 2037 --------

-------- YEAR 2038 --------

-------- YEAR 2039 --------

-------- YEAR 2040 --------

NOTE: DATA DISPLAYED AFTER 2011 ONLY IF
VALUE CHANGED FROM PREVIOUS YEAR.

AEP EAST
GENERATION AND FUEL MODULE
INPUT SUMMARY REPORT

QUALIFIER = GAF.INPUT.THERMAL UNIT.

THERMAL UNIT	315	TNR_F_HM 2			
CAPACITY SEGMENTS		1	2	3	4
-------- YEAR 2011 --------					
UPPER SEG SPINNING RESERVE	%	100.00	100.00	100.00	0.00
-------- YEAR 2012 --------					
-------- YEAR 2013 --------					
-------- YEAR 2014 --------					
-------- YEAR 2015 --------					
-------- YEAR 2016 --------					
-------- YEAR 2017 --------					
-------- YEAR 2018 --------					
-------- YEAR 2019 --------					
-------- YEAR 2020 --------					
-------- YEAR 2021 --------					
-------- YEAR 2022 --------					
-------- YEAR 2023 --------					
-------- YEAR 2024 --------					
-------- YEAR 2025 --------					
-------- YEAR 2026 --------					
-------- YEAR 2027 --------					
-------- YEAR 2028 --------					
-------- YEAR 2029 --------					
-------- YEAR 2030 --------					
-------- YEAR 2031 --------					
-------- YEAR 2032 --------					
-------- YEAR 2033 --------					
-------- YEAR 2034 --------					
-------- YEAR 2035 --------					
-------- YEAR 2036 --------					
-------- YEAR 2037 --------					
-------- YEAR 2038 --------					
-------- YEAR 2039 --------					
-------- YEAR 2040 --------					

THERMAL UNIT	316	TNR_F_15 2			
CAPACITY SEGMENTS		1	2	3	4
-------- YEAR 2011 --------					
UPPER SEG SPINNING RESERVE	%	100.00	100.00	100.00	0.00
-------- YEAR 2012 --------					
-------- YEAR 2013 --------					
-------- YEAR 2014 --------					
-------- YEAR 2015 --------					
-------- YEAR 2016 --------					
-------- YEAR 2017 --------					
-------- YEAR 2018 --------					
-------- YEAR 2019 --------					
-------- YEAR 2020 --------					
-------- YEAR 2021 --------					
-------- YEAR 2022 --------					
-------- YEAR 2023 --------					
-------- YEAR 2024 --------					
-------- YEAR 2025 --------					
-------- YEAR 2026 --------					

-------- YEAR 2027 --------

-------- YEAR 2028 --------

-------- YEAR 2029 --------

-------- YEAR 2030 --------

-------- YEAR 2031 --------

-------- YEAR 2032 --------

-------- YEAR 2033 --------

-------- YEAR 2034 --------

-------- YEAR 2035 --------

-------- YEAR 2036 --------

-------- YEAR 2037 --------

-------- YEAR 2038 --------

-------- YEAR 2039 --------

-------- YEAR 2040 --------

THERMAL UNIT	317	TNR_F_HM	3			
CAPACITY SEGMENTS			1	2	3	4
-------- YEAR 2011 --------						
UPPER SEG SPINNING RESERVE	%		100.00	100.00	100.00	0.00

-------- YEAR 2012 --------

-------- YEAR 2013 --------

-------- YEAR 2014 --------

-------- YEAR 2015 --------

-------- YEAR 2016 --------

-------- YEAR 2017 --------

-------- YEAR 2018 --------

-------- YEAR 2019 --------

-------- YEAR 2020 --------

-------- YEAR 2021 --------

-------- YEAR 2022 --------

-------- YEAR 2023 --------

-------- YEAR 2024 --------

-------- YEAR 2025 --------

NOTE: DATA DISPLAYED AFTER 2011 ONLY IF
VALUE CHANGED FROM PREVIOUS YEAR.

AEP EAST
GENERATION AND FUEL MODULE
INPUT SUMMARY REPORT

QUALIFIER = GAF.INPUT.THERMAL UNIT.

THERMAL UNIT	317	TNR_F_HM	3			
CAPACITY SEGMENTS			1	2	3	4
-------- YEAR 2026 --------						
-------- YEAR 2027 --------						
-------- YEAR 2028 --------						
-------- YEAR 2029 --------						
-------- YEAR 2030 --------						
-------- YEAR 2031 --------						
-------- YEAR 2032 --------						
-------- YEAR 2033 --------						
-------- YEAR 2034 --------						
-------- YEAR 2035 --------						
-------- YEAR 2036 --------						
-------- YEAR 2037 --------						
-------- YEAR 2038 --------						
-------- YEAR 2039 --------						
-------- YEAR 2040 --------						
THERMAL UNIT	318	TNR_F_15	3			
CAPACITY SEGMENTS			1	2	3	4
-------- YEAR 2011 --------						
UPPER SEG SPINNING RESERVE	%		100.00	100.00	100.00	0.00
-------- YEAR 2012 --------						
-------- YEAR 2013 --------						
-------- YEAR 2014 --------						
-------- YEAR 2015 --------						
-------- YEAR 2016 --------						
-------- YEAR 2017 --------						
-------- YEAR 2018 --------						
-------- YEAR 2019 --------						
-------- YEAR 2020 --------						
-------- YEAR 2021 --------						
-------- YEAR 2022 --------						
-------- YEAR 2023 --------						
-------- YEAR 2024 --------						
-------- YEAR 2025 --------						
-------- YEAR 2026 --------						
-------- YEAR 2027 --------						
-------- YEAR 2028 --------						
-------- YEAR 2029 --------						
-------- YEAR 2030 --------						
-------- YEAR 2031 --------						
-------- YEAR 2032 --------						
-------- YEAR 2033 --------						
-------- YEAR 2034 --------						
-------- YEAR 2035 --------						
-------- YEAR 2036 --------						
-------- YEAR 2037 --------						
-------- YEAR 2038 --------						
-------- YEAR 2039 --------						
-------- YEAR 2040 --------						
THERMAL UNIT	319	PW_GP_15	5			
CAPACITY SEGMENTS			1	2	3	4

-------- YEAR 2011 --------					
UPPER SEG SPINNING RESERVE	%	100.00	100.00	100.00	0.00
-------- YEAR 2012 --------					
-------- YEAR 2013 --------					
-------- YEAR 2014 --------					
-------- YEAR 2015 --------					
-------- YEAR 2016 --------					
-------- YEAR 2017 --------					
-------- YEAR 2018 --------					
-------- YEAR 2019 --------					
-------- YEAR 2020 --------					
-------- YEAR 2021 --------					
-------- YEAR 2022 --------					
-------- YEAR 2023 --------					
-------- YEAR 2024 --------					
-------- YEAR 2025 --------					
-------- YEAR 2026 --------					
-------- YEAR 2027 --------					
-------- YEAR 2028 --------					
-------- YEAR 2029 --------					
-------- YEAR 2030 --------					
-------- YEAR 2031 --------					
-------- YEAR 2032 --------					
-------- YEAR 2033 --------					
-------- YEAR 2034 --------					
-------- YEAR 2035 --------					
-------- YEAR 2036 --------					
-------- YEAR 2037 --------					
-------- YEAR 2038 --------					
-------- YEAR 2039 --------					
-------- YEAR 2040 --------					

NOTE: DATA DISPLAYED AFTER 2011 ONLY IF
VALUE CHANGED FROM PREVIOUS YEAR.

AEP EAST
GENERATION AND FUEL MODULE
INPUT SUMMARY REPORT

QUALIFIER = GAF.INPUT.THERMAL UNIT.

THERMAL UNIT	320	RHills 1 1			
CAPACITY SEGMENTS		1	2	3	4
-------- YEAR 2011 --------					
UPPER SEG SPINNING RESERVE	%	0.00	0.00	0.00	0.00
-------- YEAR 2012 --------					
-------- YEAR 2013 --------					
-------- YEAR 2014 --------					
-------- YEAR 2015 --------					
-------- YEAR 2016 --------					
-------- YEAR 2017 --------					
-------- YEAR 2018 --------					
-------- YEAR 2019 --------					
-------- YEAR 2020 --------					
-------- YEAR 2021 --------					
-------- YEAR 2022 --------					
-------- YEAR 2023 --------					
-------- YEAR 2024 --------					
-------- YEAR 2025 --------					
-------- YEAR 2026 --------					
-------- YEAR 2027 --------					
-------- YEAR 2028 --------					
-------- YEAR 2029 --------					
-------- YEAR 2030 --------					
-------- YEAR 2031 --------					
-------- YEAR 2032 --------					
-------- YEAR 2033 --------					
-------- YEAR 2034 --------					
-------- YEAR 2035 --------					
-------- YEAR 2036 --------					
-------- YEAR 2037 --------					
-------- YEAR 2038 --------					
-------- YEAR 2039 --------					
-------- YEAR 2040 --------					
THERMAL UNIT	364	0			
CAPACITY SEGMENTS		1	2	3	4
-------- YEAR 2011 --------					
UPPER SEG SPINNING RESERVE	%	100.00	100.00	100.00	100.00
-------- YEAR 2012 --------					
-------- YEAR 2013 --------					
-------- YEAR 2014 --------					
-------- YEAR 2015 --------					
-------- YEAR 2016 --------					
-------- YEAR 2017 --------					
-------- YEAR 2018 --------					
-------- YEAR 2019 --------					
-------- YEAR 2020 --------					
-------- YEAR 2021 --------					
-------- YEAR 2022 --------					
-------- YEAR 2023 --------					
-------- YEAR 2024 --------					
-------- YEAR 2025 --------					
-------- YEAR 2026 --------					

-------- YEAR 2027 --------

-------- YEAR 2028 --------

-------- YEAR 2029 --------

-------- YEAR 2030 --------

-------- YEAR 2031 --------

-------- YEAR 2032 --------

-------- YEAR 2033 --------

-------- YEAR 2034 --------

-------- YEAR 2035 --------

-------- YEAR 2036 --------

-------- YEAR 2037 --------

-------- YEAR 2038 --------

-------- YEAR 2039 --------

-------- YEAR 2040 --------

THERMAL UNIT	500	DUMMY_OP	0			
CAPACITY SEGMENTS			1	2	3	4

-------- YEAR 2011 --------

UPPER SEG SPINNING RESERVE	%	0.00	0.00	0.00	0.00

-------- YEAR 2012 --------

-------- YEAR 2013 --------

-------- YEAR 2014 --------

-------- YEAR 2015 --------

-------- YEAR 2016 --------

-------- YEAR 2017 --------

-------- YEAR 2018 --------

-------- YEAR 2019 --------

-------- YEAR 2020 --------

-------- YEAR 2021 --------

-------- YEAR 2022 --------

-------- YEAR 2023 --------

-------- YEAR 2024 --------

-------- YEAR 2025 --------

NOTE: DATA DISPLAYED AFTER 2011 ONLY IF
VALUE CHANGED FROM PREVIOUS YEAR.

AEP EAST
GENERATION AND FUEL MODULE
INPUT SUMMARY REPORT

QUALIFIER = GAF.INPUT.THERMAL UNIT.

THERMAL UNIT	500	DUMMY_OP	0			
CAPACITY SEGMENTS			1	2	3	4
-------- YEAR 2026 --------						
-------- YEAR 2027 --------						
-------- YEAR 2028 --------						
-------- YEAR 2029 --------						
-------- YEAR 2030 --------						
-------- YEAR 2031 --------						
-------- YEAR 2032 --------						
-------- YEAR 2033 --------						
-------- YEAR 2034 --------						
-------- YEAR 2035 --------						
-------- YEAR 2036 --------						
-------- YEAR 2037 --------						
-------- YEAR 2038 --------						
-------- YEAR 2039 --------						
-------- YEAR 2040 --------						
THERMAL UNIT	501	DUMMY_IM	0			
CAPACITY SEGMENTS			1	2	3	4
-------- YEAR 2011 --------						
UPPER SEG SPINNING RESERVE	%		0.00	0.00	0.00	0.00
-------- YEAR 2012 --------						
-------- YEAR 2013 --------						
-------- YEAR 2014 --------						
-------- YEAR 2015 --------						
-------- YEAR 2016 --------						
-------- YEAR 2017 --------						
-------- YEAR 2018 --------						
-------- YEAR 2019 --------						
-------- YEAR 2020 --------						
-------- YEAR 2021 --------						
-------- YEAR 2022 --------						
-------- YEAR 2023 --------						
-------- YEAR 2024 --------						
-------- YEAR 2025 --------						
-------- YEAR 2026 --------						
-------- YEAR 2027 --------						
-------- YEAR 2028 --------						
-------- YEAR 2029 --------						
-------- YEAR 2030 --------						
-------- YEAR 2031 --------						
-------- YEAR 2032 --------						
-------- YEAR 2033 --------						
-------- YEAR 2034 --------						
-------- YEAR 2035 --------						
-------- YEAR 2036 --------						
-------- YEAR 2037 --------						
-------- YEAR 2038 --------						
-------- YEAR 2039 --------						
-------- YEAR 2040 --------						
THERMAL UNIT	502	DUMMY_AP	0			
CAPACITY SEGMENTS			1	2	3	4

-------- YEAR 2011 --------

UPPER SEG SPINNING RESERVE	%	0.00	0.00	0.00	0.00

-------- YEAR 2012 --------

-------- YEAR 2013 --------

-------- YEAR 2014 --------

-------- YEAR 2015 --------

-------- YEAR 2016 --------

-------- YEAR 2017 --------

-------- YEAR 2018 --------

-------- YEAR 2019 --------

-------- YEAR 2020 --------

-------- YEAR 2021 --------

-------- YEAR 2022 --------

-------- YEAR 2023 --------

-------- YEAR 2024 --------

-------- YEAR 2025 --------

-------- YEAR 2026 --------

-------- YEAR 2027 --------

-------- YEAR 2028 --------

-------- YEAR 2029 --------

-------- YEAR 2030 --------

-------- YEAR 2031 --------

-------- YEAR 2032 --------

-------- YEAR 2033 --------

-------- YEAR 2034 --------

-------- YEAR 2035 --------

-------- YEAR 2036 --------

-------- YEAR 2037 --------

-------- YEAR 2038 --------

-------- YEAR 2039 --------

-------- YEAR 2040 --------

NOTE: DATA DISPLAYED AFTER 2011 ONLY IF
VALUE CHANGED FROM PREVIOUS YEAR.

AEP EAST
GENERATION AND FUEL MODULE
INPUT SUMMARY REPORT

QUALIFIER = GAF.INPUT.THERMAL UNIT.

THERMAL UNIT	503	DUMMY_KP 0			
CAPACITY SEGMENTS		1	2	3	4
-------- YEAR 2011 --------					
UPPER SEG SPINNING RESERVE	%	0.00	0.00	0.00	0.00
-------- YEAR 2012 --------					
-------- YEAR 2013 --------					
-------- YEAR 2014 --------					
-------- YEAR 2015 --------					
-------- YEAR 2016 --------					
-------- YEAR 2017 --------					
-------- YEAR 2018 --------					
-------- YEAR 2019 --------					
-------- YEAR 2020 --------					
-------- YEAR 2021 --------					
-------- YEAR 2022 --------					
-------- YEAR 2023 --------					
-------- YEAR 2024 --------					
-------- YEAR 2025 --------					
-------- YEAR 2026 --------					
-------- YEAR 2027 --------					
-------- YEAR 2028 --------					
-------- YEAR 2029 --------					
-------- YEAR 2030 --------					
-------- YEAR 2031 --------					
-------- YEAR 2032 --------					
-------- YEAR 2033 --------					
-------- YEAR 2034 --------					
-------- YEAR 2035 --------					
-------- YEAR 2036 --------					
-------- YEAR 2037 --------					
-------- YEAR 2038 --------					
-------- YEAR 2039 --------					
-------- YEAR 2040 --------					

THERMAL UNIT	958	CC_KPCO 958			
CAPACITY SEGMENTS		1	2	3	4
-------- YEAR 2011 --------					
UPPER SEG SPINNING RESERVE	%	0.00	0.00	0.00	0.00
-------- YEAR 2012 --------					
-------- YEAR 2013 --------					
-------- YEAR 2014 --------					
-------- YEAR 2015 --------					
-------- YEAR 2016 --------					
-------- YEAR 2017 --------					
-------- YEAR 2018 --------					
-------- YEAR 2019 --------					
-------- YEAR 2020 --------					
-------- YEAR 2021 --------					
-------- YEAR 2022 --------					
-------- YEAR 2023 --------					
-------- YEAR 2024 --------					
-------- YEAR 2025 --------					
-------- YEAR 2026 --------					

-------- YEAR 2027 --------

-------- YEAR 2028 --------

-------- YEAR 2029 --------

-------- YEAR 2030 --------

-------- YEAR 2031 --------

-------- YEAR 2032 --------

-------- YEAR 2033 --------

-------- YEAR 2034 --------

-------- YEAR 2035 --------

-------- YEAR 2036 --------

-------- YEAR 2037 --------

-------- YEAR 2038 --------

-------- YEAR 2039 --------

-------- YEAR 2040 --------

THERMAL UNIT	959	RP2D_KP 959			
CAPACITY SEGMENTS		1	2	3	4
-------- YEAR 2011 --------					
UPPER SEG SPINNING RESERVE	%	100.00	100.00	100.00	100.00

-------- YEAR 2012 --------

-------- YEAR 2013 --------

-------- YEAR 2014 --------

-------- YEAR 2015 --------

-------- YEAR 2016 --------

-------- YEAR 2017 --------

-------- YEAR 2018 --------

-------- YEAR 2019 --------

-------- YEAR 2020 --------

-------- YEAR 2021 --------

-------- YEAR 2022 --------

-------- YEAR 2023 --------

-------- YEAR 2024 --------

-------- YEAR 2025 --------

NOTE: DATA DISPLAYED AFTER 2011 ONLY IF
VALUE CHANGED FROM PREVIOUS YEAR.

AEP EAST
GENERATION AND FUEL MODULE
INPUT SUMMARY REPORT

QUALIFIER = GAF.INPUT.THERMAL UNIT.

THERMAL UNIT	959	RP2D_KP	959			
CAPACITY SEGMENTS			1	2	3	4
-------- YEAR 2026 --------						
-------- YEAR 2027 --------						
-------- YEAR 2028 --------						
-------- YEAR 2029 --------						
-------- YEAR 2030 --------						
-------- YEAR 2031 --------						
-------- YEAR 2032 --------						
-------- YEAR 2033 --------						
-------- YEAR 2034 --------						
-------- YEAR 2035 --------						
-------- YEAR 2036 --------						
-------- YEAR 2037 --------						
-------- YEAR 2038 --------						
-------- YEAR 2039 --------						
-------- YEAR 2040 --------						
THERMAL UNIT	960	RP2D_IM	960			
CAPACITY SEGMENTS			1	2	3	4
-------- YEAR 2011 --------						
UPPER SEG SPINNING RESERVE	%		100.00	100.00	100.00	100.00
-------- YEAR 2012 --------						
-------- YEAR 2013 --------						
-------- YEAR 2014 --------						
-------- YEAR 2015 --------						
-------- YEAR 2016 --------						
-------- YEAR 2017 --------						
-------- YEAR 2018 --------						
-------- YEAR 2019 --------						
-------- YEAR 2020 --------						
-------- YEAR 2021 --------						
-------- YEAR 2022 --------						
-------- YEAR 2023 --------						
-------- YEAR 2024 --------						
-------- YEAR 2025 --------						
-------- YEAR 2026 --------						
-------- YEAR 2027 --------						
-------- YEAR 2028 --------						
-------- YEAR 2029 --------						
-------- YEAR 2030 --------						
-------- YEAR 2031 --------						
-------- YEAR 2032 --------						
-------- YEAR 2033 --------						
-------- YEAR 2034 --------						
-------- YEAR 2035 --------						
-------- YEAR 2036 --------						
-------- YEAR 2037 --------						
-------- YEAR 2038 --------						
-------- YEAR 2039 --------						
-------- YEAR 2040 --------						
THERMAL UNIT	961	CSV6_SCR	961			
CAPACITY SEGMENTS			1	2	3	4

-------- YEAR 2011 --------

UPPER SEG SPINNING RESERVE	%	0.00	0.00	0.00	0.00

-------- YEAR 2012 --------

-------- YEAR 2013 --------

-------- YEAR 2014 --------

-------- YEAR 2015 --------

-------- YEAR 2016 --------

-------- YEAR 2017 --------

-------- YEAR 2018 --------

-------- YEAR 2019 --------

-------- YEAR 2020 --------

-------- YEAR 2021 --------

-------- YEAR 2022 --------

-------- YEAR 2023 --------

-------- YEAR 2024 --------

-------- YEAR 2025 --------

-------- YEAR 2026 --------

-------- YEAR 2027 --------

-------- YEAR 2028 --------

-------- YEAR 2029 --------

-------- YEAR 2030 --------

-------- YEAR 2031 --------

-------- YEAR 2032 --------

-------- YEAR 2033 --------

-------- YEAR 2034 --------

-------- YEAR 2035 --------

-------- YEAR 2036 --------

-------- YEAR 2037 --------

-------- YEAR 2038 --------

-------- YEAR 2039 --------

-------- YEAR 2040 --------

NOTE: DATA DISPLAYED AFTER 2011 ONLY IF
VALUE CHANGED FROM PREVIOUS YEAR.

AEP EAST
GENERATION AND FUEL MODULE
INPUT SUMMARY REPORT

QUALIFIER = GAF.INPUT.THERMAL UNIT.

THERMAL UNIT	962	CSV5_SCR 962			
CAPACITY SEGMENTS		1	2	3	4
-------- YEAR 2011 --------					
UPPER SEG SPINNING RESERVE	%	0.00	0.00	0.00	0.00
-------- YEAR 2012 --------					
-------- YEAR 2013 --------					
-------- YEAR 2014 --------					
-------- YEAR 2015 --------					
-------- YEAR 2016 --------					
-------- YEAR 2017 --------					
-------- YEAR 2018 --------					
-------- YEAR 2019 --------					
-------- YEAR 2020 --------					
-------- YEAR 2021 --------					
-------- YEAR 2022 --------					
-------- YEAR 2023 --------					
-------- YEAR 2024 --------					
-------- YEAR 2025 --------					
-------- YEAR 2026 --------					
-------- YEAR 2027 --------					
-------- YEAR 2028 --------					
-------- YEAR 2029 --------					
-------- YEAR 2030 --------					
-------- YEAR 2031 --------					
-------- YEAR 2032 --------					
-------- YEAR 2033 --------					
-------- YEAR 2034 --------					
-------- YEAR 2035 --------					
-------- YEAR 2036 --------					
-------- YEAR 2037 --------					
-------- YEAR 2038 --------					
-------- YEAR 2039 --------					
-------- YEAR 2040 --------					

THERMAL UNIT	963	DUMMY_OP 963			
CAPACITY SEGMENTS		1	2	3	4
-------- YEAR 2011 --------					
UPPER SEG SPINNING RESERVE	%	0.00	0.00	0.00	0.00
-------- YEAR 2012 --------					
-------- YEAR 2013 --------					
-------- YEAR 2014 --------					
-------- YEAR 2015 --------					
-------- YEAR 2016 --------					
-------- YEAR 2017 --------					
-------- YEAR 2018 --------					
-------- YEAR 2019 --------					
-------- YEAR 2020 --------					
-------- YEAR 2021 --------					
-------- YEAR 2022 --------					
-------- YEAR 2023 --------					
-------- YEAR 2024 --------					
-------- YEAR 2025 --------					
-------- YEAR 2026 --------					

-------- YEAR 2027 --------

-------- YEAR 2028 --------

-------- YEAR 2029 --------

-------- YEAR 2030 --------

-------- YEAR 2031 --------

-------- YEAR 2032 --------

-------- YEAR 2033 --------

-------- YEAR 2034 --------

-------- YEAR 2035 --------

-------- YEAR 2036 --------

-------- YEAR 2037 --------

-------- YEAR 2038 --------

-------- YEAR 2039 --------

-------- YEAR 2040 --------

THERMAL UNIT	964	DUMMY_OP 964			
CAPACITY SEGMENTS		1	2	3	4
-------- YEAR 2011 --------					
UPPER SEG SPINNING RESERVE	%	0.00	0.00	0.00	0.00

-------- YEAR 2012 --------

-------- YEAR 2013 --------

-------- YEAR 2014 --------

-------- YEAR 2015 --------

-------- YEAR 2016 --------

-------- YEAR 2017 --------

-------- YEAR 2018 --------

-------- YEAR 2019 --------

-------- YEAR 2020 --------

-------- YEAR 2021 --------

-------- YEAR 2022 --------

-------- YEAR 2023 --------

-------- YEAR 2024 --------

-------- YEAR 2025 --------

NOTE: DATA DISPLAYED AFTER 2011 ONLY IF
VALUE CHANGED FROM PREVIOUS YEAR.

AEP EAST
GENERATION AND FUEL MODULE
INPUT SUMMARY REPORT

QUALIFIER = GAF.INPUT.THERMAL UNIT.

THERMAL UNIT	964	DUMMY_OP	964			
CAPACITY SEGMENTS			1	2	3	4
-------- YEAR 2026 --------						
-------- YEAR 2027 --------						
-------- YEAR 2028 --------						
-------- YEAR 2029 --------						
-------- YEAR 2030 --------						
-------- YEAR 2031 --------						
-------- YEAR 2032 --------						
-------- YEAR 2033 --------						
-------- YEAR 2034 --------						
-------- YEAR 2035 --------						
-------- YEAR 2036 --------						
-------- YEAR 2037 --------						
-------- YEAR 2038 --------						
-------- YEAR 2039 --------						
-------- YEAR 2040 --------						
THERMAL UNIT	965	RP1D_03	965			
CAPACITY SEGMENTS			1	2	3	4
-------- YEAR 2011 --------						
UPPER SEG SPINNING RESERVE	%		100.00	100.00	100.00	100.00
-------- YEAR 2012 --------						
-------- YEAR 2013 --------						
-------- YEAR 2014 --------						
-------- YEAR 2015 --------						
-------- YEAR 2016 --------						
-------- YEAR 2017 --------						
-------- YEAR 2018 --------						
-------- YEAR 2019 --------						
-------- YEAR 2020 --------						
-------- YEAR 2021 --------						
-------- YEAR 2022 --------						
-------- YEAR 2023 --------						
-------- YEAR 2024 --------						
-------- YEAR 2025 --------						
-------- YEAR 2026 --------						
-------- YEAR 2027 --------						
-------- YEAR 2028 --------						
-------- YEAR 2029 --------						
-------- YEAR 2030 --------						
-------- YEAR 2031 --------						
-------- YEAR 2032 --------						
-------- YEAR 2033 --------						
-------- YEAR 2034 --------						
-------- YEAR 2035 --------						
-------- YEAR 2036 --------						
-------- YEAR 2037 --------						
-------- YEAR 2038 --------						
-------- YEAR 2039 --------						
-------- YEAR 2040 --------						
THERMAL UNIT	966	RP1D_KP	966			
CAPACITY SEGMENTS			1	2	3	4

-------- YEAR 2011 --------

UPPER SEG SPINNING RESERVE	%	100.00	100.00	100.00	100.00

-------- YEAR 2012 --------

-------- YEAR 2013 --------

-------- YEAR 2014 --------

-------- YEAR 2015 --------

-------- YEAR 2016 --------

-------- YEAR 2017 --------

-------- YEAR 2018 --------

-------- YEAR 2019 --------

-------- YEAR 2020 --------

-------- YEAR 2021 --------

-------- YEAR 2022 --------

-------- YEAR 2023 --------

-------- YEAR 2024 --------

-------- YEAR 2025 --------

-------- YEAR 2026 --------

-------- YEAR 2027 --------

-------- YEAR 2028 --------

-------- YEAR 2029 --------

-------- YEAR 2030 --------

-------- YEAR 2031 --------

-------- YEAR 2032 --------

-------- YEAR 2033 --------

-------- YEAR 2034 --------

-------- YEAR 2035 --------

-------- YEAR 2036 --------

-------- YEAR 2037 --------

-------- YEAR 2038 --------

-------- YEAR 2039 --------

-------- YEAR 2040 --------

NOTE: DATA DISPLAYED AFTER 2011 ONLY IF
VALUE CHANGED FROM PREVIOUS YEAR.

AEP EAST
GENERATION AND FUEL MODULE
INPUT SUMMARY REPORT

QUALIFIER = GAF.INPUT.THERMAL UNIT.

THERMAL UNIT CAPACITY SEGMENTS	967	BS2 FGD 967 1	2	3	4
-------- YEAR 2011 --------					
UPPER SEG SPINNING RESERVE	%	100.00	100.00	100.00	100.00
-------- YEAR 2012 --------					
-------- YEAR 2013 --------					
-------- YEAR 2014 --------					
-------- YEAR 2015 --------					
-------- YEAR 2016 --------					
-------- YEAR 2017 --------					
-------- YEAR 2018 --------					
-------- YEAR 2019 --------					
-------- YEAR 2020 --------					
-------- YEAR 2021 --------					
-------- YEAR 2022 --------					
-------- YEAR 2023 --------					
-------- YEAR 2024 --------					
-------- YEAR 2025 --------					
-------- YEAR 2026 --------					
-------- YEAR 2027 --------					
-------- YEAR 2028 --------					
-------- YEAR 2029 --------					
-------- YEAR 2030 --------					
-------- YEAR 2031 --------					
-------- YEAR 2032 --------					
-------- YEAR 2033 --------					
-------- YEAR 2034 --------					
-------- YEAR 2035 --------					
-------- YEAR 2036 --------					
-------- YEAR 2037 --------					
-------- YEAR 2038 --------					
-------- YEAR 2039 --------					
-------- YEAR 2040 --------					

THERMAL UNIT CAPACITY SEGMENTS	968	CR2_NGCC 968 1	2	3	4
-------- YEAR 2011 --------					
UPPER SEG SPINNING RESERVE	%	100.00	100.00	100.00	0.00
-------- YEAR 2012 --------					
-------- YEAR 2013 --------					
-------- YEAR 2014 --------					
-------- YEAR 2015 --------					
-------- YEAR 2016 --------					
-------- YEAR 2017 --------					
-------- YEAR 2018 --------					
-------- YEAR 2019 --------					
-------- YEAR 2020 --------					
-------- YEAR 2021 --------					
-------- YEAR 2022 --------					
-------- YEAR 2023 --------					
-------- YEAR 2024 --------					
-------- YEAR 2025 --------					
-------- YEAR 2026 --------					

-------- YEAR 2027 --------

-------- YEAR 2028 --------

-------- YEAR 2029 --------

-------- YEAR 2030 --------

-------- YEAR 2031 --------

-------- YEAR 2032 --------

-------- YEAR 2033 --------

-------- YEAR 2034 --------

-------- YEAR 2035 --------

-------- YEAR 2036 --------

-------- YEAR 2037 --------

-------- YEAR 2038 --------

-------- YEAR 2039 --------

-------- YEAR 2040 --------

THERMAL UNIT	969	CR1_NGCC 969			
CAPACITY SEGMENTS		1	2	3	4

-------- YEAR 2011 --------

UPPER SEG SPINNING RESERVE	%	100.00	100.00	100.00	0.00

-------- YEAR 2012 --------

-------- YEAR 2013 --------

-------- YEAR 2014 --------

-------- YEAR 2015 --------

-------- YEAR 2016 --------

-------- YEAR 2017 --------

-------- YEAR 2018 --------

-------- YEAR 2019 --------

-------- YEAR 2020 --------

-------- YEAR 2021 --------

-------- YEAR 2022 --------

-------- YEAR 2023 --------

-------- YEAR 2024 --------

-------- YEAR 2025 --------

NOTE: DATA DISPLAYED AFTER 2011 ONLY IF
VALUE CHANGED FROM PREVIOUS YEAR.

AEP EAST
GENERATION AND FUEL MODULE
INPUT SUMMARY REPORT

QUALIFIER = GAF.INPUT.THERMAL UNIT.

THERMAL UNIT	969	CR1_NGCC 969				
CAPACITY SEGMENTS			1	2	3	4
-------- YEAR 2026 --------						
-------- YEAR 2027 --------						
-------- YEAR 2028 --------						
-------- YEAR 2029 --------						
-------- YEAR 2030 --------						
-------- YEAR 2031 --------						
-------- YEAR 2032 --------						
-------- YEAR 2033 --------						
-------- YEAR 2034 --------						
-------- YEAR 2035 --------						
-------- YEAR 2036 --------						
-------- YEAR 2037 --------						
-------- YEAR 2038 --------						
-------- YEAR 2039 --------						
-------- YEAR 2040 --------						
THERMAL UNIT	970	MR5_NGCC 970				
CAPACITY SEGMENTS			1	2	3	4
-------- YEAR 2011 --------						
UPPER SEG SPINNING RESERVE	%		100.00	100.00	100.00	0.00
-------- YEAR 2012 --------						
-------- YEAR 2013 --------						
-------- YEAR 2014 --------						
-------- YEAR 2015 --------						
-------- YEAR 2016 --------						
-------- YEAR 2017 --------						
-------- YEAR 2018 --------						
-------- YEAR 2019 --------						
-------- YEAR 2020 --------						
-------- YEAR 2021 --------						
-------- YEAR 2022 --------						
-------- YEAR 2023 --------						
-------- YEAR 2024 --------						
-------- YEAR 2025 --------						
-------- YEAR 2026 --------						
-------- YEAR 2027 --------						
-------- YEAR 2028 --------						
-------- YEAR 2029 --------						
-------- YEAR 2030 --------						
-------- YEAR 2031 --------						
-------- YEAR 2032 --------						
-------- YEAR 2033 --------						
-------- YEAR 2034 --------						
-------- YEAR 2035 --------						
-------- YEAR 2036 --------						
-------- YEAR 2037 --------						
-------- YEAR 2038 --------						
-------- YEAR 2039 --------						
-------- YEAR 2040 --------						
THERMAL UNIT	971	DUMMY_OP 971				
CAPACITY SEGMENTS			1	2	3	4

-------- YEAR 2011 --------					
UPPER SEG SPINNING RESERVE	%	0.00	0.00	0.00	0.00
-------- YEAR 2012 --------					
-------- YEAR 2013 --------					
-------- YEAR 2014 --------					
-------- YEAR 2015 --------					
-------- YEAR 2016 --------					
-------- YEAR 2017 --------					
-------- YEAR 2018 --------					
-------- YEAR 2019 --------					
-------- YEAR 2020 --------					
-------- YEAR 2021 --------					
-------- YEAR 2022 --------					
-------- YEAR 2023 --------					
-------- YEAR 2024 --------					
-------- YEAR 2025 --------					
-------- YEAR 2026 --------					
-------- YEAR 2027 --------					
-------- YEAR 2028 --------					
-------- YEAR 2029 --------					
-------- YEAR 2030 --------					
-------- YEAR 2031 --------					
-------- YEAR 2032 --------					
-------- YEAR 2033 --------					
-------- YEAR 2034 --------					
-------- YEAR 2035 --------					
-------- YEAR 2036 --------					
-------- YEAR 2037 --------					
-------- YEAR 2038 --------					
-------- YEAR 2039 --------					
-------- YEAR 2040 --------					

NOTE: DATA DISPLAYED AFTER 2011 ONLY IF
VALUE CHANGED FROM PREVIOUS YEAR.

AEP EAST
GENERATION AND FUEL MODULE
INPUT SUMMARY REPORT

QUALIFIER = GAF.INPUT.THERMAL UNIT.

THERMAL UNIT	972	DUMMY_OP 972			
CAPACITY SEGMENTS		1	2	3	4
-------- YEAR 2011 --------					
UPPER SEG SPINNING RESERVE	%	0.00	0.00	0.00	0.00
-------- YEAR 2012 --------					
-------- YEAR 2013 --------					
-------- YEAR 2014 --------					
-------- YEAR 2015 --------					
-------- YEAR 2016 --------					
-------- YEAR 2017 --------					
-------- YEAR 2018 --------					
-------- YEAR 2019 --------					
-------- YEAR 2020 --------					
-------- YEAR 2021 --------					
-------- YEAR 2022 --------					
-------- YEAR 2023 --------					
-------- YEAR 2024 --------					
-------- YEAR 2025 --------					
-------- YEAR 2026 --------					
-------- YEAR 2027 --------					
-------- YEAR 2028 --------					
-------- YEAR 2029 --------					
-------- YEAR 2030 --------					
-------- YEAR 2031 --------					
-------- YEAR 2032 --------					
-------- YEAR 2033 --------					
-------- YEAR 2034 --------					
-------- YEAR 2035 --------					
-------- YEAR 2036 --------					
-------- YEAR 2037 --------					
-------- YEAR 2038 --------					
-------- YEAR 2039 --------					
-------- YEAR 2040 --------					

THERMAL UNIT	973	DUMMY_OP 973			
CAPACITY SEGMENTS		1	2	3	4
-------- YEAR 2011 --------					
UPPER SEG SPINNING RESERVE	%	0.00	0.00	0.00	0.00
-------- YEAR 2012 --------					
-------- YEAR 2013 --------					
-------- YEAR 2014 --------					
-------- YEAR 2015 --------					
-------- YEAR 2016 --------					
-------- YEAR 2017 --------					
-------- YEAR 2018 --------					
-------- YEAR 2019 --------					
-------- YEAR 2020 --------					
-------- YEAR 2021 --------					
-------- YEAR 2022 --------					
-------- YEAR 2023 --------					
-------- YEAR 2024 --------					
-------- YEAR 2025 --------					
-------- YEAR 2026 --------					

-------- YEAR 2027 --------

-------- YEAR 2028 --------

-------- YEAR 2029 --------

-------- YEAR 2030 --------

-------- YEAR 2031 --------

-------- YEAR 2032 --------

-------- YEAR 2033 --------

-------- YEAR 2034 --------

-------- YEAR 2035 --------

-------- YEAR 2036 --------

-------- YEAR 2037 --------

-------- YEAR 2038 --------

-------- YEAR 2039 --------

-------- YEAR 2040 --------

THERMAL UNIT	974	DUMMY_OP 974			
CAPACITY SEGMENTS		1	2	3	4
-------- YEAR 2011 --------					
UPPER SEG SPINNING RESERVE	%	0.00	0.00	0.00	0.00

-------- YEAR 2012 --------

-------- YEAR 2013 --------

-------- YEAR 2014 --------

-------- YEAR 2015 --------

-------- YEAR 2016 --------

-------- YEAR 2017 --------

-------- YEAR 2018 --------

-------- YEAR 2019 --------

-------- YEAR 2020 --------

-------- YEAR 2021 --------

-------- YEAR 2022 --------

-------- YEAR 2023 --------

-------- YEAR 2024 --------

-------- YEAR 2025 --------

NOTE: DATA DISPLAYED AFTER 2011 ONLY IF
VALUE CHANGED FROM PREVIOUS YEAR.

AEP EAST
GENERATION AND FUEL MODULE
INPUT SUMMARY REPORT

QUALIFIER = GAF.INPUT.THERMAL UNIT.

THERMAL UNIT 974 DUMMY_OP 974
CAPACITY SEGMENTS 1 2 3 4

-------- YEAR 2026 --------

-------- YEAR 2027 --------

-------- YEAR 2028 --------

-------- YEAR 2029 --------

-------- YEAR 2030 --------

-------- YEAR 2031 --------

-------- YEAR 2032 --------

-------- YEAR 2033 --------

-------- YEAR 2034 --------

-------- YEAR 2035 --------

-------- YEAR 2036 --------

-------- YEAR 2037 --------

-------- YEAR 2038 --------

-------- YEAR 2039 --------

-------- YEAR 2040 --------

THERMAL UNIT 975 DUMMY_OP 975
CAPACITY SEGMENTS 1 2 3 4

-------- YEAR 2011 --------
UPPER SEG SPINNING RESERVE % 0.00 0.00 0.00 0.00

-------- YEAR 2012 --------

-------- YEAR 2013 --------

-------- YEAR 2014 --------

-------- YEAR 2015 --------

-------- YEAR 2016 --------

-------- YEAR 2017 --------

-------- YEAR 2018 --------

-------- YEAR 2019 --------

-------- YEAR 2020 --------

-------- YEAR 2021 --------

-------- YEAR 2022 --------

-------- YEAR 2023 --------

-------- YEAR 2024 --------

-------- YEAR 2025 --------

-------- YEAR 2026 --------

-------- YEAR 2027 --------

-------- YEAR 2028 --------

-------- YEAR 2029 --------

-------- YEAR 2030 --------

-------- YEAR 2031 --------

-------- YEAR 2032 --------

-------- YEAR 2033 --------

-------- YEAR 2034 --------

-------- YEAR 2035 --------

-------- YEAR 2036 --------

-------- YEAR 2037 --------

-------- YEAR 2038 --------

-------- YEAR 2039 --------

-------- YEAR 2040 --------

THERMAL UNIT 976 DUMMY_OP 976
CAPACITY SEGMENTS 1 2 3 4

-------- YEAR 2011 --------

UPPER SEG SPINNING RESERVE	%	0.00	0.00	0.00	0.00

-------- YEAR 2012 --------

-------- YEAR 2013 --------

-------- YEAR 2014 --------

-------- YEAR 2015 --------

-------- YEAR 2016 --------

-------- YEAR 2017 --------

-------- YEAR 2018 --------

-------- YEAR 2019 --------

-------- YEAR 2020 --------

-------- YEAR 2021 --------

-------- YEAR 2022 --------

-------- YEAR 2023 --------

-------- YEAR 2024 --------

-------- YEAR 2025 --------

-------- YEAR 2026 --------

-------- YEAR 2027 --------

-------- YEAR 2028 --------

-------- YEAR 2029 --------

-------- YEAR 2030 --------

-------- YEAR 2031 --------

-------- YEAR 2032 --------

-------- YEAR 2033 --------

-------- YEAR 2034 --------

-------- YEAR 2035 --------

-------- YEAR 2036 --------

-------- YEAR 2037 --------

-------- YEAR 2038 --------

-------- YEAR 2039 --------

-------- YEAR 2040 --------

NOTE: DATA DISPLAYED AFTER 2011 ONLY IF
VALUE CHANGED FROM PREVIOUS YEAR.

AEP EAST
GENERATION AND FUEL MODULE
INPUT SUMMARY REPORT

QUALIFIER = GAF.INPUT.THERMAL UNIT.

THERMAL UNIT CAPACITY SEGMENTS	977	DUMMY_OP 977 1	2	3	4
-------- YEAR 2011 --------					
UPPER SEG SPINNING RESERVE	%	0.00	0.00	0.00	0.00
-------- YEAR 2012 --------					
-------- YEAR 2013 --------					
-------- YEAR 2014 --------					
-------- YEAR 2015 --------					
-------- YEAR 2016 --------					
-------- YEAR 2017 --------					
-------- YEAR 2018 --------					
-------- YEAR 2019 --------					
-------- YEAR 2020 --------					
-------- YEAR 2021 --------					
-------- YEAR 2022 --------					
-------- YEAR 2023 --------					
-------- YEAR 2024 --------					
-------- YEAR 2025 --------					
-------- YEAR 2026 --------					
-------- YEAR 2027 --------					
-------- YEAR 2028 --------					
-------- YEAR 2029 --------					
-------- YEAR 2030 --------					
-------- YEAR 2031 --------					
-------- YEAR 2032 --------					
-------- YEAR 2033 --------					
-------- YEAR 2034 --------					
-------- YEAR 2035 --------					
-------- YEAR 2036 --------					
-------- YEAR 2037 --------					
-------- YEAR 2038 --------					
-------- YEAR 2039 --------					
-------- YEAR 2040 --------					

THERMAL UNIT CAPACITY SEGMENTS	978	DUMMY_OP 978 1	2	3	4
-------- YEAR 2011 --------					
UPPER SEG SPINNING RESERVE	%	0.00	0.00	0.00	0.00
-------- YEAR 2012 --------					
-------- YEAR 2013 --------					
-------- YEAR 2014 --------					
-------- YEAR 2015 --------					
-------- YEAR 2016 --------					
-------- YEAR 2017 --------					
-------- YEAR 2018 --------					
-------- YEAR 2019 --------					
-------- YEAR 2020 --------					
-------- YEAR 2021 --------					
-------- YEAR 2022 --------					
-------- YEAR 2023 --------					
-------- YEAR 2024 --------					
-------- YEAR 2025 --------					
-------- YEAR 2026 --------					

-------- YEAR 2027 --------

-------- YEAR 2028 --------

-------- YEAR 2029 --------

-------- YEAR 2030 --------

-------- YEAR 2031 --------

-------- YEAR 2032 --------

-------- YEAR 2033 --------

-------- YEAR 2034 --------

-------- YEAR 2035 --------

-------- YEAR 2036 --------

-------- YEAR 2037 --------

-------- YEAR 2038 --------

-------- YEAR 2039 --------

-------- YEAR 2040 --------

THERMAL UNIT	979	DUMMY_OP 979			
CAPACITY SEGMENTS		1	2	3	4
-------- YEAR 2011 --------					
UPPER SEG SPINNING RESERVE	%	0.00	0.00	0.00	0.00

-------- YEAR 2012 --------

-------- YEAR 2013 --------

-------- YEAR 2014 --------

-------- YEAR 2015 --------

-------- YEAR 2016 --------

-------- YEAR 2017 --------

-------- YEAR 2018 --------

-------- YEAR 2019 --------

-------- YEAR 2020 --------

-------- YEAR 2021 --------

-------- YEAR 2022 --------

-------- YEAR 2023 --------

-------- YEAR 2024 --------

-------- YEAR 2025 --------

NOTE: DATA DISPLAYED AFTER 2011 ONLY IF
VALUE CHANGED FROM PREVIOUS YEAR.

AEP EAST
GENERATION AND FUEL MODULE
INPUT SUMMARY REPORT

QUALIFIER = GAF.INPUT.THERMAL UNIT.

THERMAL UNIT	979	DUMMY_OP 979				
CAPACITY SEGMENTS			1	2	3	4
-------- YEAR 2026 --------						
-------- YEAR 2027 --------						
-------- YEAR 2028 --------						
-------- YEAR 2029 --------						
-------- YEAR 2030 --------						
-------- YEAR 2031 --------						
-------- YEAR 2032 --------						
-------- YEAR 2033 --------						
-------- YEAR 2034 --------						
-------- YEAR 2035 --------						
-------- YEAR 2036 --------						
-------- YEAR 2037 --------						
-------- YEAR 2038 --------						
-------- YEAR 2039 --------						
-------- YEAR 2040 --------						
THERMAL UNIT	980	DUMMY_OP 980				
CAPACITY SEGMENTS			1	2	3	4
-------- YEAR 2011 --------						
UPPER SEG SPINNING RESERVE	%		0.00	0.00	0.00	0.00
-------- YEAR 2012 --------						
-------- YEAR 2013 --------						
-------- YEAR 2014 --------						
-------- YEAR 2015 --------						
-------- YEAR 2016 --------						
-------- YEAR 2017 --------						
-------- YEAR 2018 --------						
-------- YEAR 2019 --------						
-------- YEAR 2020 --------						
-------- YEAR 2021 --------						
-------- YEAR 2022 --------						
-------- YEAR 2023 --------						
-------- YEAR 2024 --------						
-------- YEAR 2025 --------						
-------- YEAR 2026 --------						
-------- YEAR 2027 --------						
-------- YEAR 2028 --------						
-------- YEAR 2029 --------						
-------- YEAR 2030 --------						
-------- YEAR 2031 --------						
-------- YEAR 2032 --------						
-------- YEAR 2033 --------						
-------- YEAR 2034 --------						
-------- YEAR 2035 --------						
-------- YEAR 2036 --------						
-------- YEAR 2037 --------						
-------- YEAR 2038 --------						
-------- YEAR 2039 --------						
-------- YEAR 2040 --------						
THERMAL UNIT	981	DUMMY_OP 981				
CAPACITY SEGMENTS			1	2	3	4

-------- YEAR 2011 --------

UPPER SEG SPINNING RESERVE	%	0.00	0.00	0.00	0.00

-------- YEAR 2012 --------

-------- YEAR 2013 --------

-------- YEAR 2014 --------

-------- YEAR 2015 --------

-------- YEAR 2016 --------

-------- YEAR 2017 --------

-------- YEAR 2018 --------

-------- YEAR 2019 --------

-------- YEAR 2020 --------

-------- YEAR 2021 --------

-------- YEAR 2022 --------

-------- YEAR 2023 --------

-------- YEAR 2024 --------

-------- YEAR 2025 --------

-------- YEAR 2026 --------

-------- YEAR 2027 --------

-------- YEAR 2028 --------

-------- YEAR 2029 --------

-------- YEAR 2030 --------

-------- YEAR 2031 --------

-------- YEAR 2032 --------

-------- YEAR 2033 --------

-------- YEAR 2034 --------

-------- YEAR 2035 --------

-------- YEAR 2036 --------

-------- YEAR 2037 --------

-------- YEAR 2038 --------

-------- YEAR 2039 --------

-------- YEAR 2040 --------

NOTE: DATA DISPLAYED AFTER 2011 ONLY IF
VALUE CHANGED FROM PREVIOUS YEAR.

AEP EAST
GENERATION AND FUEL MODULE
INPUT SUMMARY REPORT

QUALIFIER = GAF.INPUT.THERMAL UNIT.

THERMAL UNIT CAPACITY SEGMENTS	982	DUMMY_OP 982 1	2	3	4
-------- YEAR 2011 --------					
UPPER SEG SPINNING RESERVE	%	0.00	0.00	0.00	0.00
-------- YEAR 2012 --------					
-------- YEAR 2013 --------					
-------- YEAR 2014 --------					
-------- YEAR 2015 --------					
-------- YEAR 2016 --------					
-------- YEAR 2017 --------					
-------- YEAR 2018 --------					
-------- YEAR 2019 --------					
-------- YEAR 2020 --------					
-------- YEAR 2021 --------					
-------- YEAR 2022 --------					
-------- YEAR 2023 --------					
-------- YEAR 2024 --------					
-------- YEAR 2025 --------					
-------- YEAR 2026 --------					
-------- YEAR 2027 --------					
-------- YEAR 2028 --------					
-------- YEAR 2029 --------					
-------- YEAR 2030 --------					
-------- YEAR 2031 --------					
-------- YEAR 2032 --------					
-------- YEAR 2033 --------					
-------- YEAR 2034 --------					
-------- YEAR 2035 --------					
-------- YEAR 2036 --------					
-------- YEAR 2037 --------					
-------- YEAR 2038 --------					
-------- YEAR 2039 --------					
-------- YEAR 2040 --------					

THERMAL UNIT CAPACITY SEGMENTS	983	DUMMY_OP 983 1	2	3	4
-------- YEAR 2011 --------					
UPPER SEG SPINNING RESERVE	%	0.00	0.00	0.00	0.00
-------- YEAR 2012 --------					
-------- YEAR 2013 --------					
-------- YEAR 2014 --------					
-------- YEAR 2015 --------					
-------- YEAR 2016 --------					
-------- YEAR 2017 --------					
-------- YEAR 2018 --------					
-------- YEAR 2019 --------					
-------- YEAR 2020 --------					
-------- YEAR 2021 --------					
-------- YEAR 2022 --------					
-------- YEAR 2023 --------					
-------- YEAR 2024 --------					
-------- YEAR 2025 --------					
-------- YEAR 2026 --------					

-------- YEAR 2027 --------

-------- YEAR 2028 --------

-------- YEAR 2029 --------

-------- YEAR 2030 --------

-------- YEAR 2031 --------

-------- YEAR 2032 --------

-------- YEAR 2033 --------

-------- YEAR 2034 --------

-------- YEAR 2035 --------

-------- YEAR 2036 --------

-------- YEAR 2037 --------

-------- YEAR 2038 --------

-------- YEAR 2039 --------

-------- YEAR 2040 --------

THERMAL UNIT	984	DUMMY_OP 984			
CAPACITY SEGMENTS		1	2	3	4

-------- YEAR 2011 --------

UPPER SEG SPINNING RESERVE	%	0.00	0.00	0.00	0.00

-------- YEAR 2012 --------

-------- YEAR 2013 --------

-------- YEAR 2014 --------

-------- YEAR 2015 --------

-------- YEAR 2016 --------

-------- YEAR 2017 --------

-------- YEAR 2018 --------

-------- YEAR 2019 --------

-------- YEAR 2020 --------

-------- YEAR 2021 --------

-------- YEAR 2022 --------

-------- YEAR 2023 --------

-------- YEAR 2024 --------

-------- YEAR 2025 --------

NOTE: DATA DISPLAYED AFTER 2011 ONLY IF
VALUE CHANGED FROM PREVIOUS YEAR.

AEP EAST
GENERATION AND FUEL MODULE
INPUT SUMMARY REPORT

QUALIFIER = GAF.INPUT.THERMAL UNIT.

THERMAL UNIT CAPACITY SEGMENTS	984	DUMMY_OP 984 1	2	3	4
-------- YEAR 2026 --------					
-------- YEAR 2027 --------					
-------- YEAR 2028 --------					
-------- YEAR 2029 --------					
-------- YEAR 2030 --------					
-------- YEAR 2031 --------					
-------- YEAR 2032 --------					
-------- YEAR 2033 --------					
-------- YEAR 2034 --------					
-------- YEAR 2035 --------					
-------- YEAR 2036 --------					
-------- YEAR 2037 --------					
-------- YEAR 2038 --------					
-------- YEAR 2039 --------					
-------- YEAR 2040 --------					

THERMAL UNIT CAPACITY SEGMENTS	985	DUMMY_OP 985 1	2	3	4
-------- YEAR 2011 --------					
UPPER SEG SPINNING RESERVE	%	0.00	0.00	0.00	0.00
-------- YEAR 2012 --------					
-------- YEAR 2013 --------					
-------- YEAR 2014 --------					
-------- YEAR 2015 --------					
-------- YEAR 2016 --------					
-------- YEAR 2017 --------					
-------- YEAR 2018 --------					
-------- YEAR 2019 --------					
-------- YEAR 2020 --------					
-------- YEAR 2021 --------					
-------- YEAR 2022 --------					
-------- YEAR 2023 --------					
-------- YEAR 2024 --------					
-------- YEAR 2025 --------					
-------- YEAR 2026 --------					
-------- YEAR 2027 --------					
-------- YEAR 2028 --------					
-------- YEAR 2029 --------					
-------- YEAR 2030 --------					
-------- YEAR 2031 --------					
-------- YEAR 2032 --------					
-------- YEAR 2033 --------					
-------- YEAR 2034 --------					
-------- YEAR 2035 --------					
-------- YEAR 2036 --------					
-------- YEAR 2037 --------					
-------- YEAR 2038 --------					
-------- YEAR 2039 --------					
-------- YEAR 2040 --------					

THERMAL UNIT CAPACITY SEGMENTS	986	DUMMY_OP 986 1	2	3	4

-------- YEAR 2011 --------

UPPER SEG SPINNING RESERVE	%	0.00	0.00	0.00	0.00

-------- YEAR 2012 --------

-------- YEAR 2013 --------

-------- YEAR 2014 --------

-------- YEAR 2015 --------

-------- YEAR 2016 --------

-------- YEAR 2017 --------

-------- YEAR 2018 --------

-------- YEAR 2019 --------

-------- YEAR 2020 --------

-------- YEAR 2021 --------

-------- YEAR 2022 --------

-------- YEAR 2023 --------

-------- YEAR 2024 --------

-------- YEAR 2025 --------

-------- YEAR 2026 --------

-------- YEAR 2027 --------

-------- YEAR 2028 --------

-------- YEAR 2029 --------

-------- YEAR 2030 --------

-------- YEAR 2031 --------

-------- YEAR 2032 --------

-------- YEAR 2033 --------

-------- YEAR 2034 --------

-------- YEAR 2035 --------

-------- YEAR 2036 --------

-------- YEAR 2037 --------

-------- YEAR 2038 --------

-------- YEAR 2039 --------

-------- YEAR 2040 --------

NOTE: DATA DISPLAYED AFTER 2011 ONLY IF
VALUE CHANGED FROM PREVIOUS YEAR.

AEP EAST
GENERATION AND FUEL MODULE
INPUT SUMMARY REPORT

QUALIFIER = GAF.INPUT.THERMAL UNIT.

THERMAL UNIT CAPACITY SEGMENTS	987	DUMMY_OP 987 1	2	3	4
-------- YEAR 2011 --------					
UPPER SEG SPINNING RESERVE	%	0.00	0.00	0.00	0.00
-------- YEAR 2012 --------					
-------- YEAR 2013 --------					
-------- YEAR 2014 --------					
-------- YEAR 2015 --------					
-------- YEAR 2016 --------					
-------- YEAR 2017 --------					
-------- YEAR 2018 --------					
-------- YEAR 2019 --------					
-------- YEAR 2020 --------					
-------- YEAR 2021 --------					
-------- YEAR 2022 --------					
-------- YEAR 2023 --------					
-------- YEAR 2024 --------					
-------- YEAR 2025 --------					
-------- YEAR 2026 --------					
-------- YEAR 2027 --------					
-------- YEAR 2028 --------					
-------- YEAR 2029 --------					
-------- YEAR 2030 --------					
-------- YEAR 2031 --------					
-------- YEAR 2032 --------					
-------- YEAR 2033 --------					
-------- YEAR 2034 --------					
-------- YEAR 2035 --------					
-------- YEAR 2036 --------					
-------- YEAR 2037 --------					
-------- YEAR 2038 --------					
-------- YEAR 2039 --------					
-------- YEAR 2040 --------					

THERMAL UNIT CAPACITY SEGMENTS	988	DUMMY_OP 988 1	2	3	4
-------- YEAR 2011 --------					
UPPER SEG SPINNING RESERVE	%	0.00	0.00	0.00	0.00
-------- YEAR 2012 --------					
-------- YEAR 2013 --------					
-------- YEAR 2014 --------					
-------- YEAR 2015 --------					
-------- YEAR 2016 --------					
-------- YEAR 2017 --------					
-------- YEAR 2018 --------					
-------- YEAR 2019 --------					
-------- YEAR 2020 --------					
-------- YEAR 2021 --------					
-------- YEAR 2022 --------					
-------- YEAR 2023 --------					
-------- YEAR 2024 --------					
-------- YEAR 2025 --------					
-------- YEAR 2026 --------					

-------- YEAR 2027 --------

-------- YEAR 2028 --------

-------- YEAR 2029 --------

-------- YEAR 2030 --------

-------- YEAR 2031 --------

-------- YEAR 2032 --------

-------- YEAR 2033 --------

-------- YEAR 2034 --------

-------- YEAR 2035 --------

-------- YEAR 2036 --------

-------- YEAR 2037 --------

-------- YEAR 2038 --------

-------- YEAR 2039 --------

-------- YEAR 2040 --------

THERMAL UNIT CAPACITY SEGMENTS	989	DUMMY_OP 989 1	2	3	4
-------- YEAR 2011 --------					
UPPER SEG SPINNING RESERVE	%	0.00	0.00	0.00	0.00

-------- YEAR 2012 --------

-------- YEAR 2013 --------

-------- YEAR 2014 --------

-------- YEAR 2015 --------

-------- YEAR 2016 --------

-------- YEAR 2017 --------

-------- YEAR 2018 --------

-------- YEAR 2019 --------

-------- YEAR 2020 --------

-------- YEAR 2021 --------

-------- YEAR 2022 --------

-------- YEAR 2023 --------

-------- YEAR 2024 --------

-------- YEAR 2025 --------

NOTE: DATA DISPLAYED AFTER 2011 ONLY IF VALUE CHANGED FROM PREVIOUS YEAR.

AEP EAST
GENERATION AND FUEL MODULE
INPUT SUMMARY REPORT

QUALIFIER = GAF.INPUT.THERMAL UNIT.

THERMAL UNIT	989	DUMMY_OP 989			
CAPACITY SEGMENTS		1	2	3	4
-------- YEAR 2026 --------					
-------- YEAR 2027 --------					
-------- YEAR 2028 --------					
-------- YEAR 2029 --------					
-------- YEAR 2030 --------					
-------- YEAR 2031 --------					
-------- YEAR 2032 --------					
-------- YEAR 2033 --------					
-------- YEAR 2034 --------					
-------- YEAR 2035 --------					
-------- YEAR 2036 --------					
-------- YEAR 2037 --------					
-------- YEAR 2038 --------					
-------- YEAR 2039 --------					
-------- YEAR 2040 --------					

THERMAL UNIT	990	DUMMY_OP 990			
CAPACITY SEGMENTS		1	2	3	4
-------- YEAR 2011 --------					
UPPER SEG SPINNING RESERVE	%	0.00	0.00	0.00	0.00
-------- YEAR 2012 --------					
-------- YEAR 2013 --------					
-------- YEAR 2014 --------					
-------- YEAR 2015 --------					
-------- YEAR 2016 --------					
-------- YEAR 2017 --------					
-------- YEAR 2018 --------					
-------- YEAR 2019 --------					
-------- YEAR 2020 --------					
-------- YEAR 2021 --------					
-------- YEAR 2022 --------					
-------- YEAR 2023 --------					
-------- YEAR 2024 --------					
-------- YEAR 2025 --------					
-------- YEAR 2026 --------					
-------- YEAR 2027 --------					
-------- YEAR 2028 --------					
-------- YEAR 2029 --------					
-------- YEAR 2030 --------					
-------- YEAR 2031 --------					
-------- YEAR 2032 --------					
-------- YEAR 2033 --------					
-------- YEAR 2034 --------					
-------- YEAR 2035 --------					
-------- YEAR 2036 --------					
-------- YEAR 2037 --------					
-------- YEAR 2038 --------					
-------- YEAR 2039 --------					
-------- YEAR 2040 --------					

THERMAL UNIT	991	DUMMY_OP 991			
CAPACITY SEGMENTS		1	2	3	4

-------- YEAR 2011 --------

UPPER SEG SPINNING RESERVE	%	0.00	0.00	0.00	0.00

-------- YEAR 2012 --------

-------- YEAR 2013 --------

-------- YEAR 2014 --------

-------- YEAR 2015 --------

-------- YEAR 2016 --------

-------- YEAR 2017 --------

-------- YEAR 2018 --------

-------- YEAR 2019 --------

-------- YEAR 2020 --------

-------- YEAR 2021 --------

-------- YEAR 2022 --------

-------- YEAR 2023 --------

-------- YEAR 2024 --------

-------- YEAR 2025 --------

-------- YEAR 2026 --------

-------- YEAR 2027 --------

-------- YEAR 2028 --------

-------- YEAR 2029 --------

-------- YEAR 2030 --------

-------- YEAR 2031 --------

-------- YEAR 2032 --------

-------- YEAR 2033 --------

-------- YEAR 2034 --------

-------- YEAR 2035 --------

-------- YEAR 2036 --------

-------- YEAR 2037 --------

-------- YEAR 2038 --------

-------- YEAR 2039 --------

-------- YEAR 2040 --------

NOTE: DATA DISPLAYED AFTER 2011 ONLY IF
VALUE CHANGED FROM PREVIOUS YEAR.

AEP EAST
GENERATION AND FUEL MODULE
INPUT SUMMARY REPORT

QUALIFIER = GAF.INPUT.THERMAL UNIT.

THERMAL UNIT CAPACITY SEGMENTS	992	DUMMY_OP 992 1	2	3	4
-------- YEAR 2011 --------					
UPPER SEG SPINNING RESERVE	%	0.00	0.00	0.00	0.00
-------- YEAR 2012 --------					
-------- YEAR 2013 --------					
-------- YEAR 2014 --------					
-------- YEAR 2015 --------					
-------- YEAR 2016 --------					
-------- YEAR 2017 --------					
-------- YEAR 2018 --------					
-------- YEAR 2019 --------					
-------- YEAR 2020 --------					
-------- YEAR 2021 --------					
-------- YEAR 2022 --------					
-------- YEAR 2023 --------					
-------- YEAR 2024 --------					
-------- YEAR 2025 --------					
-------- YEAR 2026 --------					
-------- YEAR 2027 --------					
-------- YEAR 2028 --------					
-------- YEAR 2029 --------					
-------- YEAR 2030 --------					
-------- YEAR 2031 --------					
-------- YEAR 2032 --------					
-------- YEAR 2033 --------					
-------- YEAR 2034 --------					
-------- YEAR 2035 --------					
-------- YEAR 2036 --------					
-------- YEAR 2037 --------					
-------- YEAR 2038 --------					
-------- YEAR 2039 --------					
-------- YEAR 2040 --------					

THERMAL UNIT CAPACITY SEGMENTS	993	DUMMY_OP 993 1	2	3	4
-------- YEAR 2011 --------					
UPPER SEG SPINNING RESERVE	%	0.00	0.00	0.00	0.00
-------- YEAR 2012 --------					
-------- YEAR 2013 --------					
-------- YEAR 2014 --------					
-------- YEAR 2015 --------					
-------- YEAR 2016 --------					
-------- YEAR 2017 --------					
-------- YEAR 2018 --------					
-------- YEAR 2019 --------					
-------- YEAR 2020 --------					
-------- YEAR 2021 --------					
-------- YEAR 2022 --------					
-------- YEAR 2023 --------					
-------- YEAR 2024 --------					
-------- YEAR 2025 --------					
-------- YEAR 2026 --------					

-------- YEAR 2027 --------

-------- YEAR 2028 --------

-------- YEAR 2029 --------

-------- YEAR 2030 --------

-------- YEAR 2031 --------

-------- YEAR 2032 --------

-------- YEAR 2033 --------

-------- YEAR 2034 --------

-------- YEAR 2035 --------

-------- YEAR 2036 --------

-------- YEAR 2037 --------

-------- YEAR 2038 --------

-------- YEAR 2039 --------

-------- YEAR 2040 --------

THERMAL UNIT	994	DUMMY_OP 994			
CAPACITY SEGMENTS		1	2	3	4
-------- YEAR 2011 --------					
UPPER SEG SPINNING RESERVE	%	0.00	0.00	0.00	0.00

-------- YEAR 2012 --------

-------- YEAR 2013 --------

-------- YEAR 2014 --------

-------- YEAR 2015 --------

-------- YEAR 2016 --------

-------- YEAR 2017 --------

-------- YEAR 2018 --------

-------- YEAR 2019 --------

-------- YEAR 2020 --------

-------- YEAR 2021 --------

-------- YEAR 2022 --------

-------- YEAR 2023 --------

-------- YEAR 2024 --------

-------- YEAR 2025 --------

NOTE: DATA DISPLAYED AFTER 2011 ONLY IF
VALUE CHANGED FROM PREVIOUS YEAR.

AEP EAST
GENERATION AND FUEL MODULE
INPUT SUMMARY REPORT

QUALIFIER = GAF.INPUT.THERMAL UNIT.

THERMAL UNIT	994	DUMMY_OP 994			
CAPACITY SEGMENTS		1	2	3	4
-------- YEAR 2026 --------					
-------- YEAR 2027 --------					
-------- YEAR 2028 --------					
-------- YEAR 2029 --------					
-------- YEAR 2030 --------					
-------- YEAR 2031 --------					
-------- YEAR 2032 --------					
-------- YEAR 2033 --------					
-------- YEAR 2034 --------					
-------- YEAR 2035 --------					
-------- YEAR 2036 --------					
-------- YEAR 2037 --------					
-------- YEAR 2038 --------					
-------- YEAR 2039 --------					
-------- YEAR 2040 --------					

THERMAL UNIT	995	DUMMY_OP 995			
CAPACITY SEGMENTS		1	2	3	4
-------- YEAR 2011 --------					
UPPER SEG SPINNING RESERVE	%	0.00	0.00	0.00	0.00
-------- YEAR 2012 --------					
-------- YEAR 2013 --------					
-------- YEAR 2014 --------					
-------- YEAR 2015 --------					
-------- YEAR 2016 --------					
-------- YEAR 2017 --------					
-------- YEAR 2018 --------					
-------- YEAR 2019 --------					
-------- YEAR 2020 --------					
-------- YEAR 2021 --------					
-------- YEAR 2022 --------					
-------- YEAR 2023 --------					
-------- YEAR 2024 --------					
-------- YEAR 2025 --------					
-------- YEAR 2026 --------					
-------- YEAR 2027 --------					
-------- YEAR 2028 --------					
-------- YEAR 2029 --------					
-------- YEAR 2030 --------					
-------- YEAR 2031 --------					
-------- YEAR 2032 --------					
-------- YEAR 2033 --------					
-------- YEAR 2034 --------					
-------- YEAR 2035 --------					
-------- YEAR 2036 --------					
-------- YEAR 2037 --------					
-------- YEAR 2038 --------					
-------- YEAR 2039 --------					
-------- YEAR 2040 --------					

THERMAL UNIT	996	T4_TRONA 996			
CAPACITY SEGMENTS		1	2	3	4

-------- YEAR 2011 --------					
UPPER SEG SPINNING RESERVE	%	100.00	100.00	100.00	0.00
-------- YEAR 2012 --------					
-------- YEAR 2013 --------					
-------- YEAR 2014 --------					
-------- YEAR 2015 --------					
-------- YEAR 2016 --------					
-------- YEAR 2017 --------					
-------- YEAR 2018 --------					
-------- YEAR 2019 --------					
-------- YEAR 2020 --------					
-------- YEAR 2021 --------					
-------- YEAR 2022 --------					
-------- YEAR 2023 --------					
-------- YEAR 2024 --------					
-------- YEAR 2025 --------					
-------- YEAR 2026 --------					
-------- YEAR 2027 --------					
-------- YEAR 2028 --------					
-------- YEAR 2029 --------					
-------- YEAR 2030 --------					
-------- YEAR 2031 --------					
-------- YEAR 2032 --------					
-------- YEAR 2033 --------					
-------- YEAR 2034 --------					
-------- YEAR 2035 --------					
-------- YEAR 2036 --------					
-------- YEAR 2037 --------					
-------- YEAR 2038 --------					
-------- YEAR 2039 --------					
-------- YEAR 2040 --------					

NOTE: DATA DISPLAYED AFTER 2011 ONLY IF
VALUE CHANGED FROM PREVIOUS YEAR.

AEP EAST
GENERATION AND FUEL MODULE
INPUT SUMMARY REPORT

QUALIFIER = GAF.INPUT.THERMAL UNIT.

THERMAL UNIT CAPACITY SEGMENTS	997	RP2TR_KP 997 1	2	3	4
-------- YEAR 2011 --------					
UPPER SEG SPINNING RESERVE	%	100.00	100.00	100.00	100.00
-------- YEAR 2012 --------					
-------- YEAR 2013 --------					
-------- YEAR 2014 --------					
-------- YEAR 2015 --------					
-------- YEAR 2016 --------					
-------- YEAR 2017 --------					
-------- YEAR 2018 --------					
-------- YEAR 2019 --------					
-------- YEAR 2020 --------					
-------- YEAR 2021 --------					
-------- YEAR 2022 --------					
-------- YEAR 2023 --------					
-------- YEAR 2024 --------					
-------- YEAR 2025 --------					
-------- YEAR 2026 --------					
-------- YEAR 2027 --------					
-------- YEAR 2028 --------					
-------- YEAR 2029 --------					
-------- YEAR 2030 --------					
-------- YEAR 2031 --------					
-------- YEAR 2032 --------					
-------- YEAR 2033 --------					
-------- YEAR 2034 --------					
-------- YEAR 2035 --------					
-------- YEAR 2036 --------					
-------- YEAR 2037 --------					
-------- YEAR 2038 --------					
-------- YEAR 2039 --------					
-------- YEAR 2040 --------					

THERMAL UNIT CAPACITY SEGMENTS	998	RP2TR_IM 998 1	2	3	4
-------- YEAR 2011 --------					
UPPER SEG SPINNING RESERVE	%	100.00	100.00	100.00	100.00
-------- YEAR 2012 --------					
-------- YEAR 2013 --------					
-------- YEAR 2014 --------					
-------- YEAR 2015 --------					
-------- YEAR 2016 --------					
-------- YEAR 2017 --------					
-------- YEAR 2018 --------					
-------- YEAR 2019 --------					
-------- YEAR 2020 --------					
-------- YEAR 2021 --------					
-------- YEAR 2022 --------					
-------- YEAR 2023 --------					
-------- YEAR 2024 --------					
-------- YEAR 2025 --------					
-------- YEAR 2026 --------					

-------- YEAR 2027 --------

-------- YEAR 2028 --------

-------- YEAR 2029 --------

-------- YEAR 2030 --------

-------- YEAR 2031 --------

-------- YEAR 2032 --------

-------- YEAR 2033 --------

-------- YEAR 2034 --------

-------- YEAR 2035 --------

-------- YEAR 2036 --------

-------- YEAR 2037 --------

-------- YEAR 2038 --------

-------- YEAR 2039 --------

-------- YEAR 2040 --------

THERMAL UNIT	999	DUMMY_OP 999			
CAPACITY SEGMENTS		1	2	3	4
-------- YEAR 2011 --------					
UPPER SEG SPINNING RESERVE	%	0.00	0.00	0.00	0.00

-------- YEAR 2012 --------

-------- YEAR 2013 --------

-------- YEAR 2014 --------

-------- YEAR 2015 --------

-------- YEAR 2016 --------

-------- YEAR 2017 --------

-------- YEAR 2018 --------

-------- YEAR 2019 --------

-------- YEAR 2020 --------

-------- YEAR 2021 --------

-------- YEAR 2022 --------

-------- YEAR 2023 --------

-------- YEAR 2024 --------

-------- YEAR 2025 --------

NOTE: DATA DISPLAYED AFTER 2011 ONLY IF
VALUE CHANGED FROM PREVIOUS YEAR.

AEP EAST
GENERATION AND FUEL MODULE
INPUT SUMMARY REPORT

QUALIFIER = GAF.INPUT.THERMAL UNIT.

THERMAL UNIT	999	DUMMY_OP 999			
CAPACITY SEGMENTS		1	2	3	4
-------- YEAR 2026 --------					
-------- YEAR 2027 --------					
-------- YEAR 2028 --------					
-------- YEAR 2029 --------					
-------- YEAR 2030 --------					
-------- YEAR 2031 --------					
-------- YEAR 2032 --------					
-------- YEAR 2033 --------					
-------- YEAR 2034 --------					
-------- YEAR 2035 --------					
-------- YEAR 2036 --------					
-------- YEAR 2037 --------					
-------- YEAR 2038 --------					
-------- YEAR 2039 --------					
-------- YEAR 2040 --------					

NOTE: DATA DISPLAYED AFTER 2011 ONLY IF
VALUE CHANGED FROM PREVIOUS YEAR.

AEP EAST
GENERATION AND FUEL MODULE
INPUT SUMMARY REPORT

QUALIFIER = GAF.INPUT.THERMAL UNIT.

MAINTENANCE CYCLE SUMMARY

INDEX	PLANT NAME	UNIT NUM	CYCLE #	START DATE (MM-DD-YYYY)	END DATE (MM-DD-YYYY)	MAINT TYPE	REPEAT FLAG	MW DERATION
[redacted]	[redacted]	[redacted]	[redacted]	[redacted]	[redacted]	[redacted]	[redacted]	[redacted]
[redacted]	[redacted]	[redacted]	[redacted]	[redacted]	[redacted]	[redacted]	[redacted]	[redacted]
[redacted]	[redacted]	[redacted]	[redacted]	[redacted]	[redacted]	[redacted]	[redacted]	[redacted]
[redacted]	[redacted]	[redacted]	[redacted]	[redacted]	[redacted]	[redacted]	[redacted]	[redacted]

[redacted]

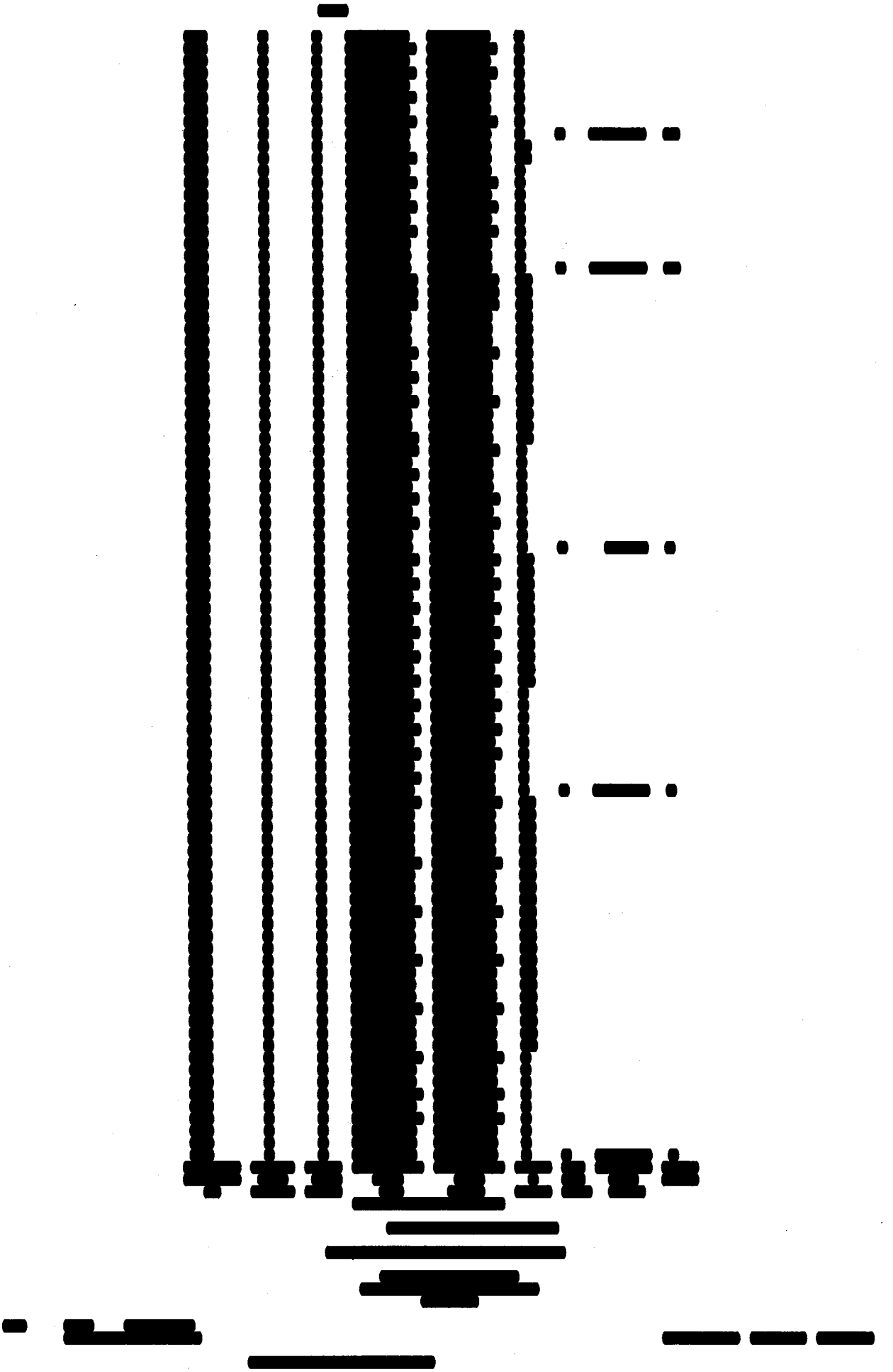

[redacted]

[redacted]

[redacted]

[redacted]

[redacted]

[redacted]

[redacted]

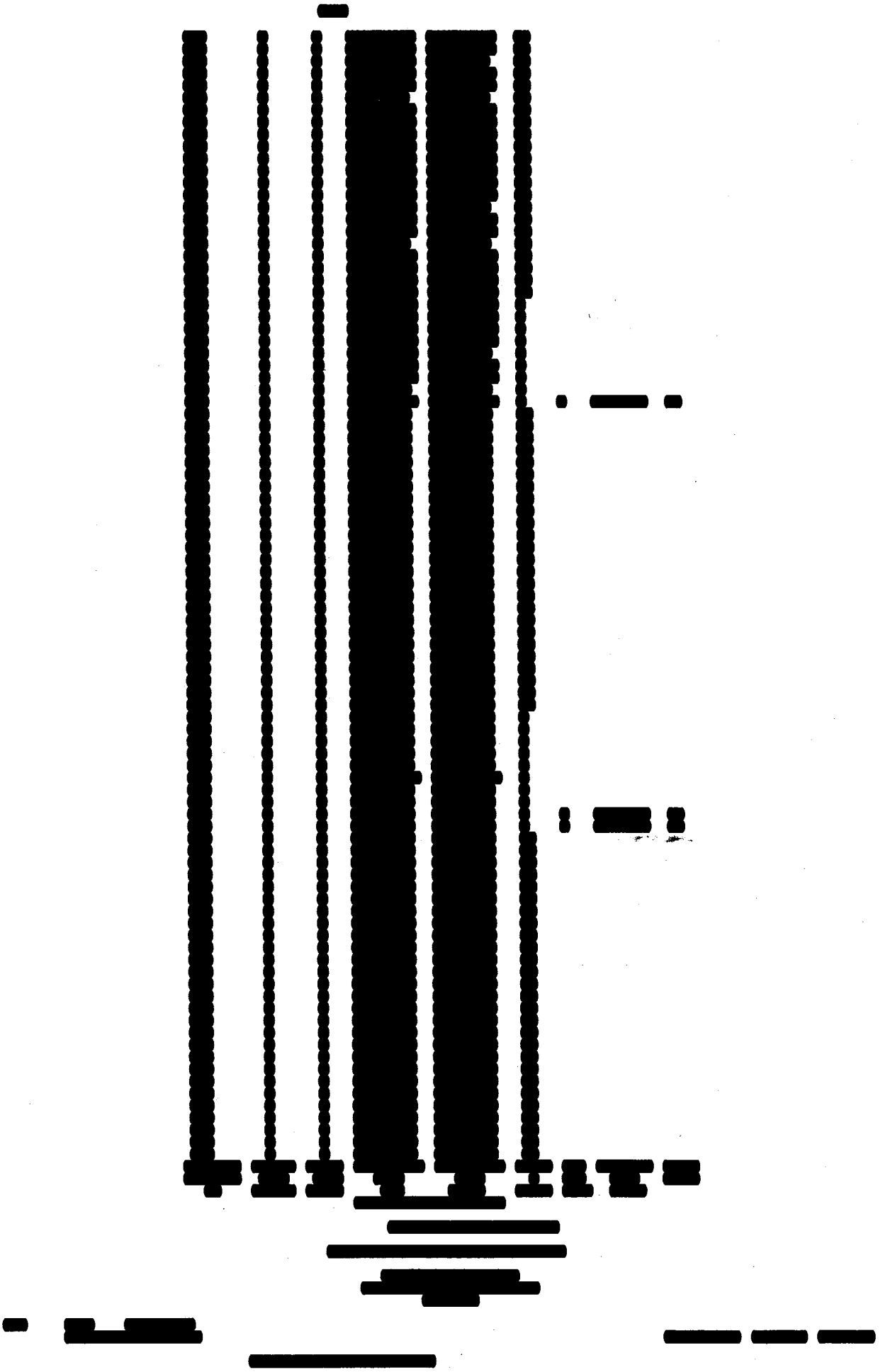

[redacted]

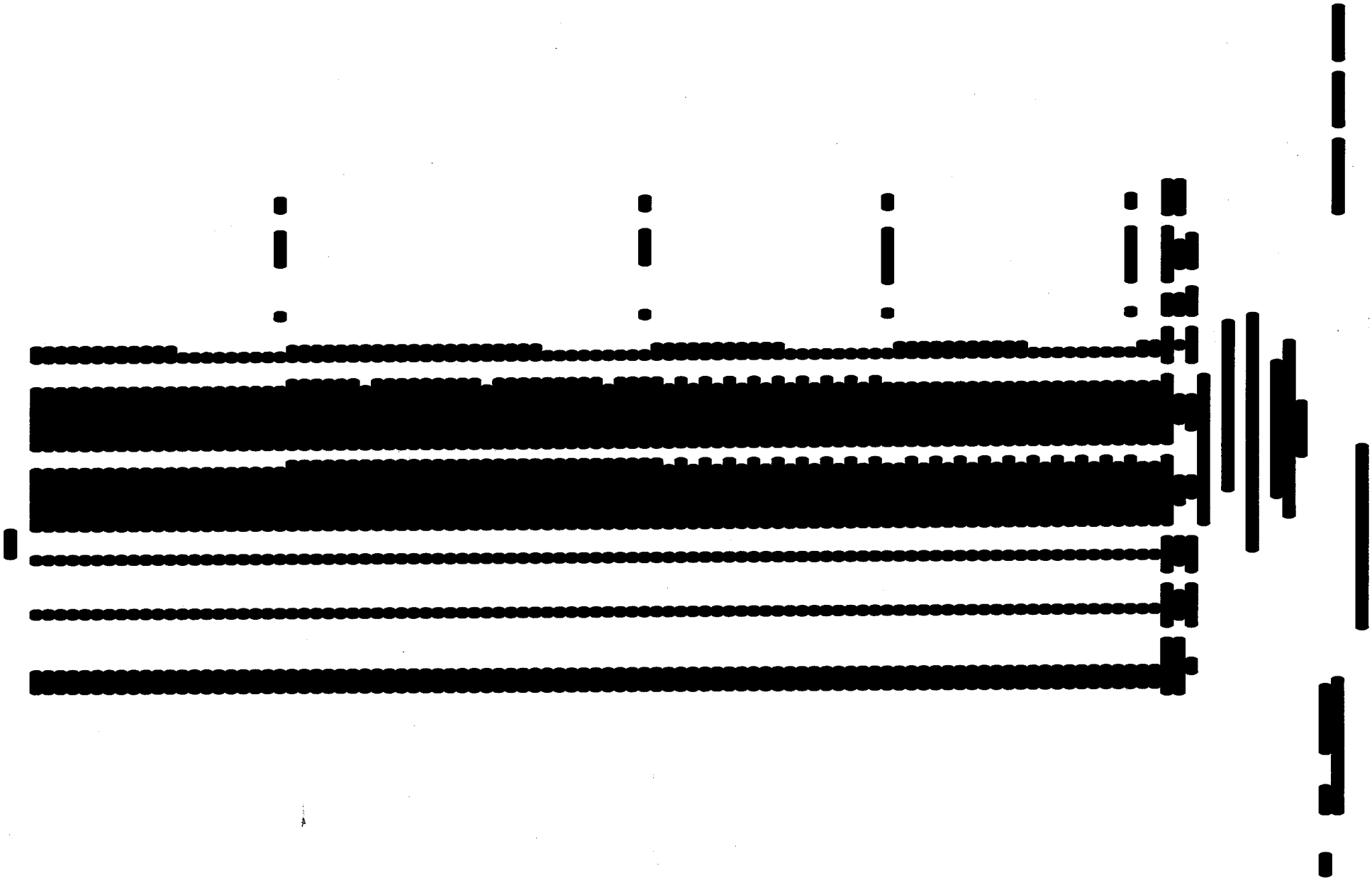

[redacted]

[redacted]

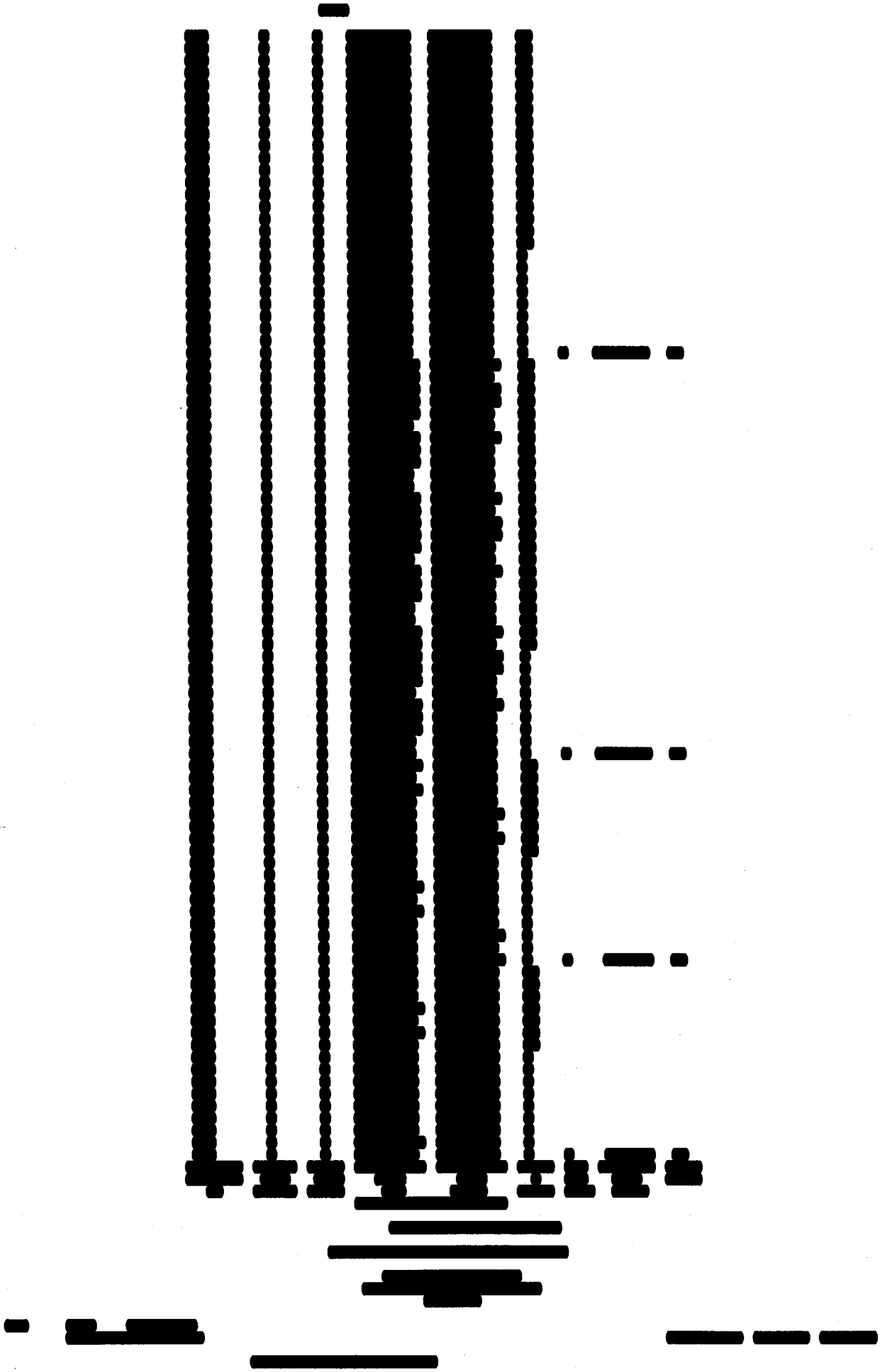

[redacted]

[redacted]

[redacted]

[redacted]

[redacted]

[redacted]

[redacted]

[redacted]

[redacted]



[redacted]

[redacted]

[redacted]

[redacted]

[redacted]

[redacted]

[redacted]

[redacted]

[redacted]

[redacted]

[redacted]

[redacted]

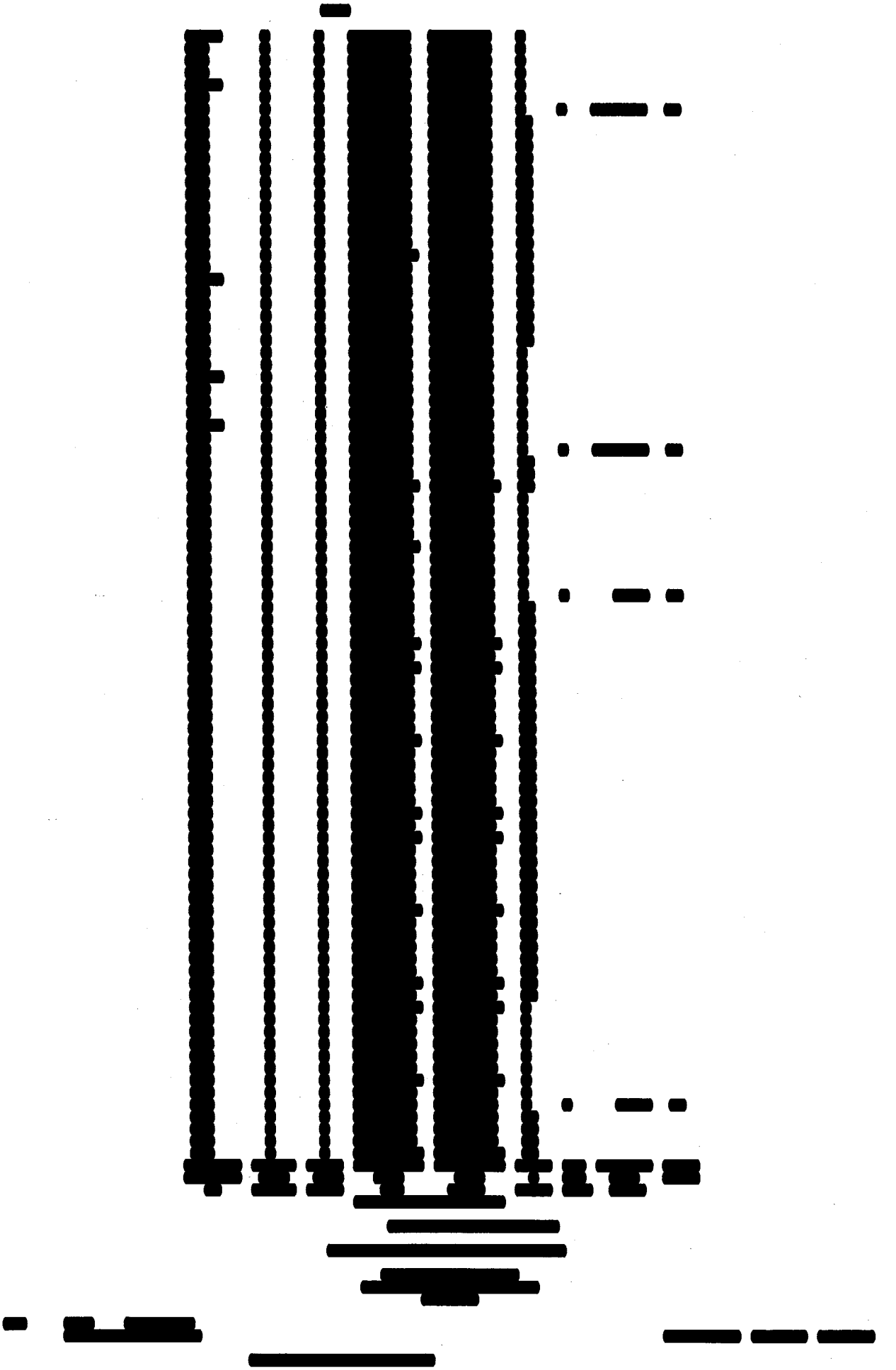

[redacted]

[redacted]

[redacted]

[redacted]

[redacted]

[redacted]

[redacted]

[redacted]

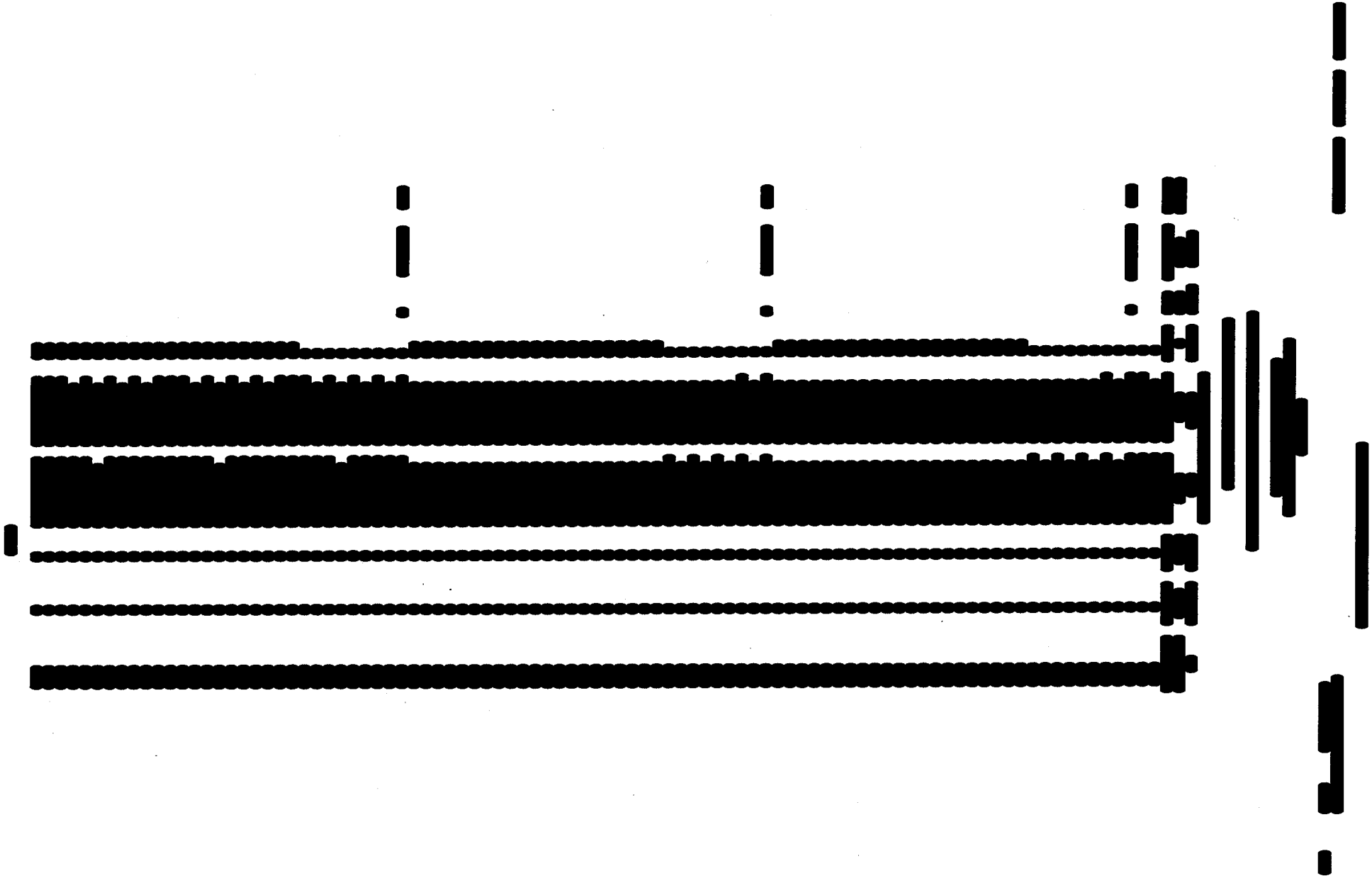

[redacted]

[redacted]

[redacted]

[redacted]

[redacted]

[redacted]

[redacted]

[redacted]

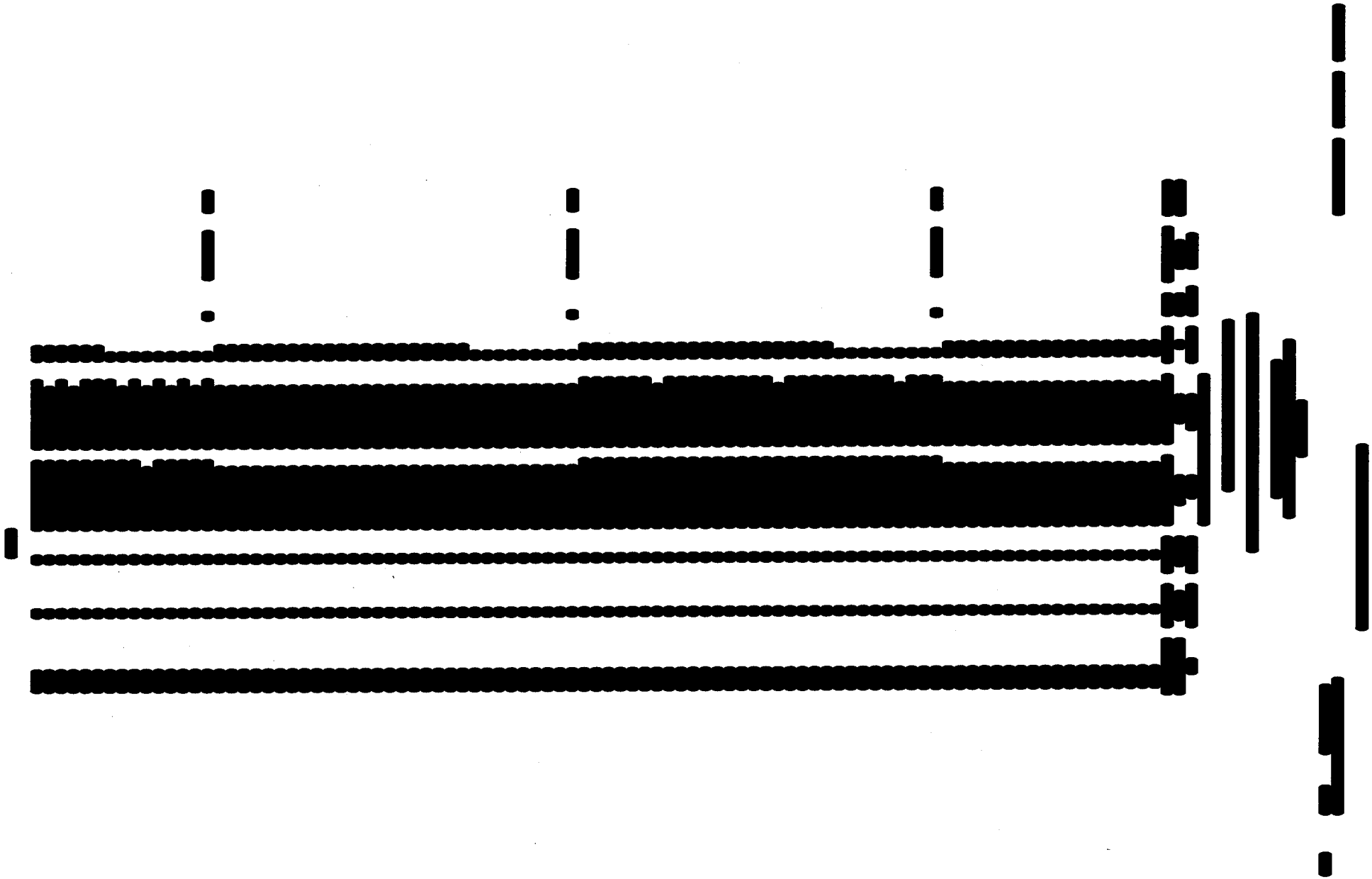

[redacted]

[redacted]

[redacted]

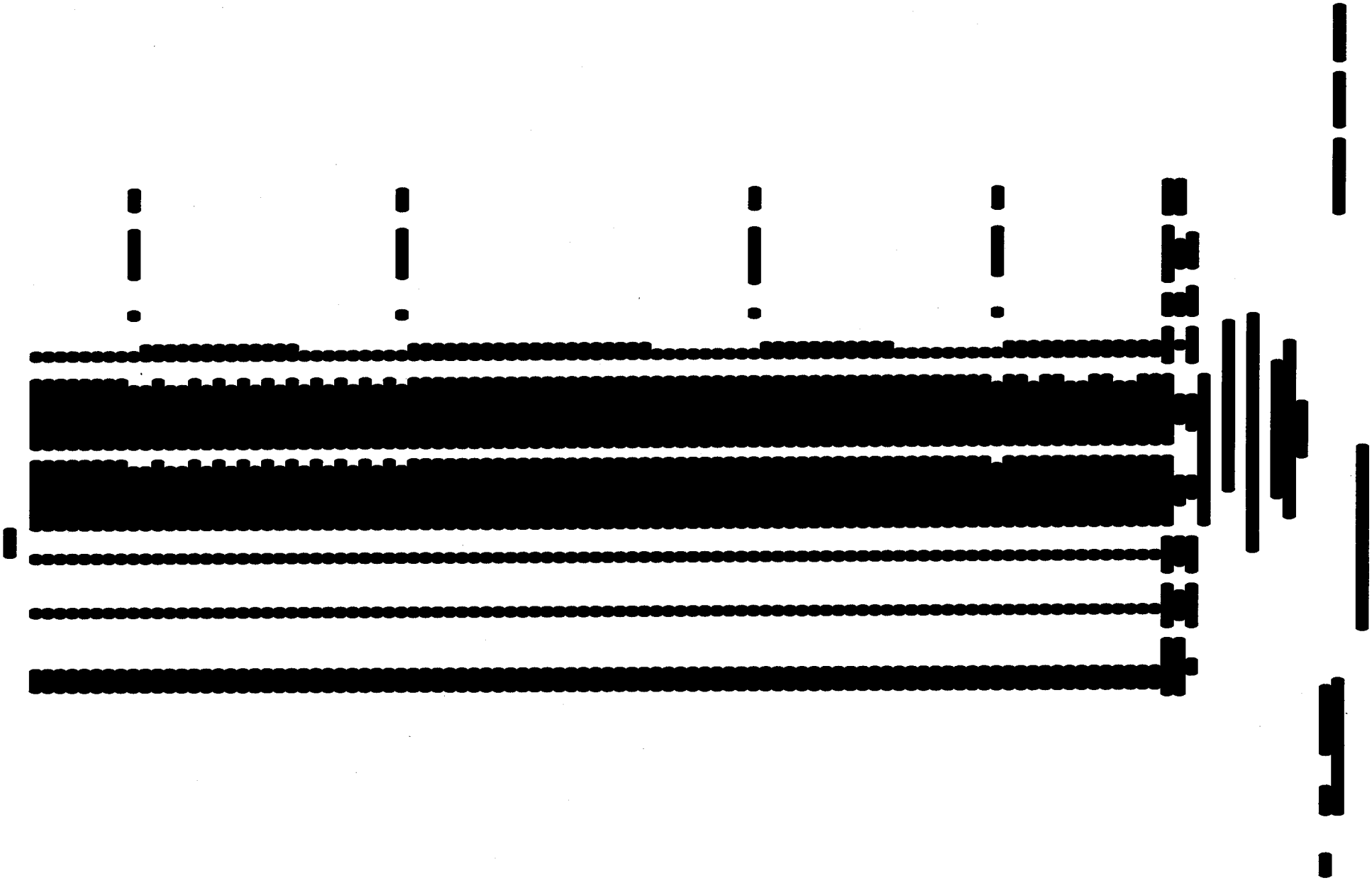

[redacted]



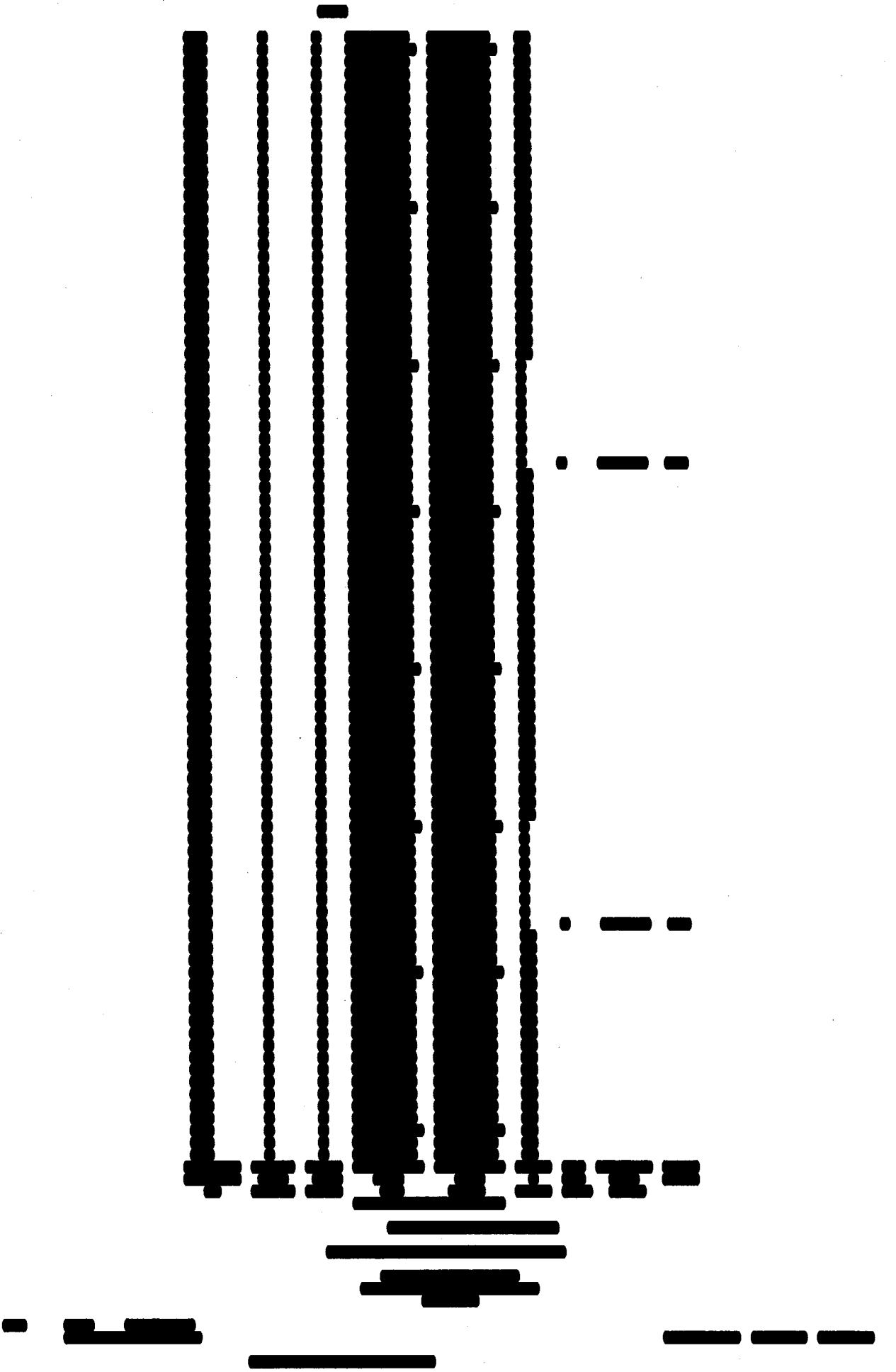

[redacted]

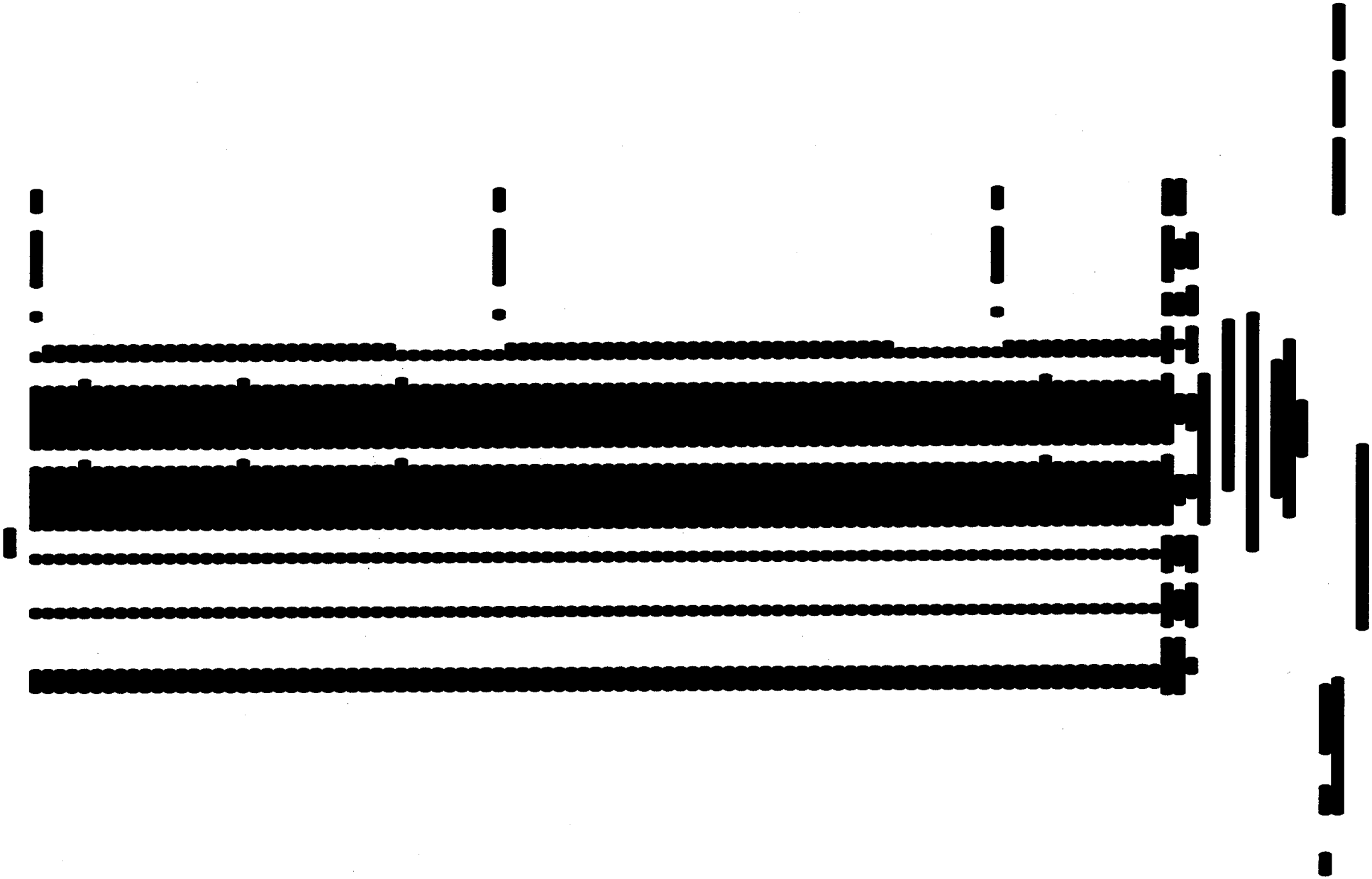

[redacted]





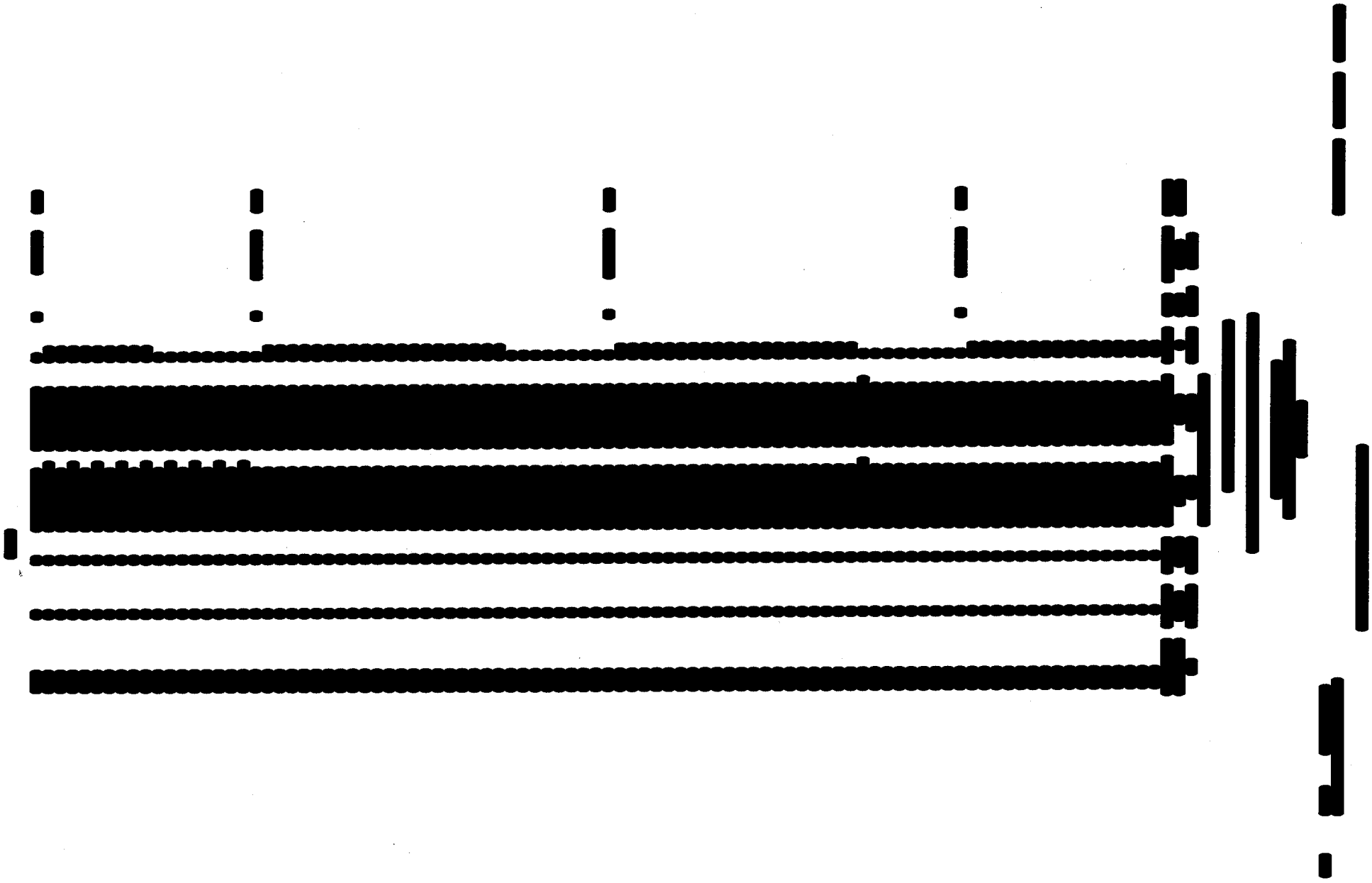

[redacted]

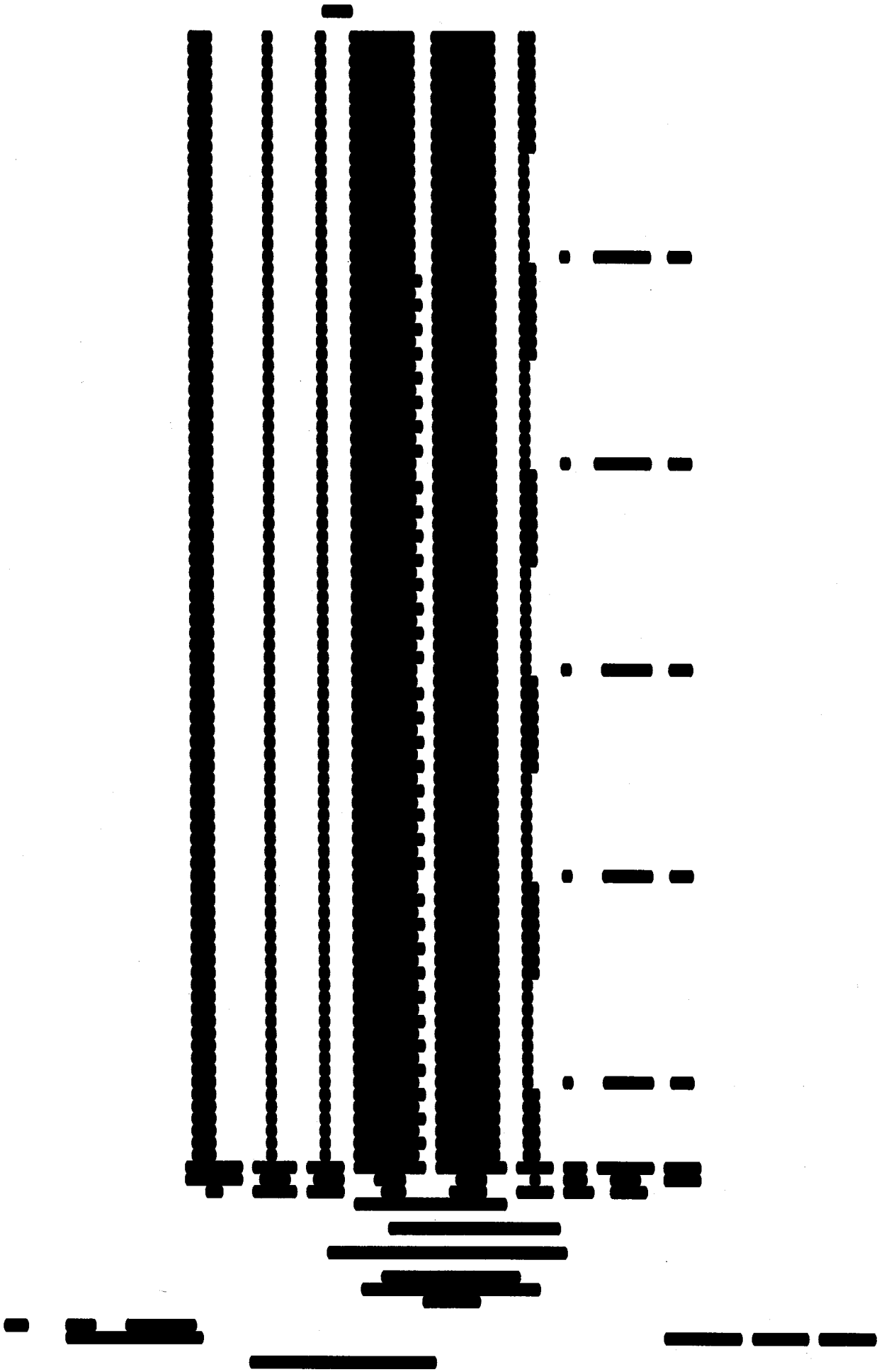

[redacted]

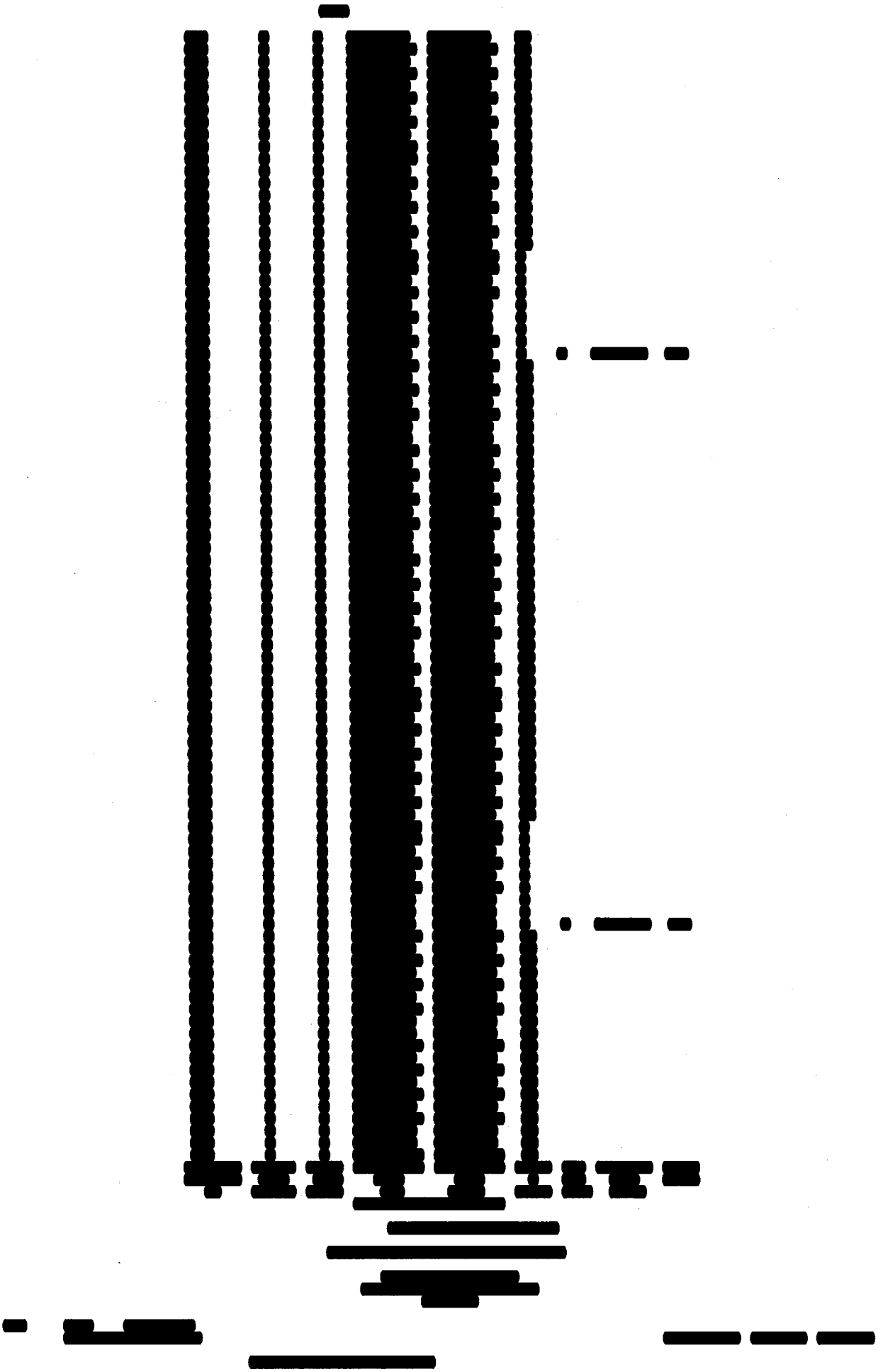

[redacted]

[redacted]

[redacted]

[redacted]

[redacted]

[redacted]

[redacted]

[redacted]

[redacted]

[redacted]

[redacted]

[redacted]

[redacted]

[redacted]

[redacted]

[redacted]

[redacted]

[redacted]

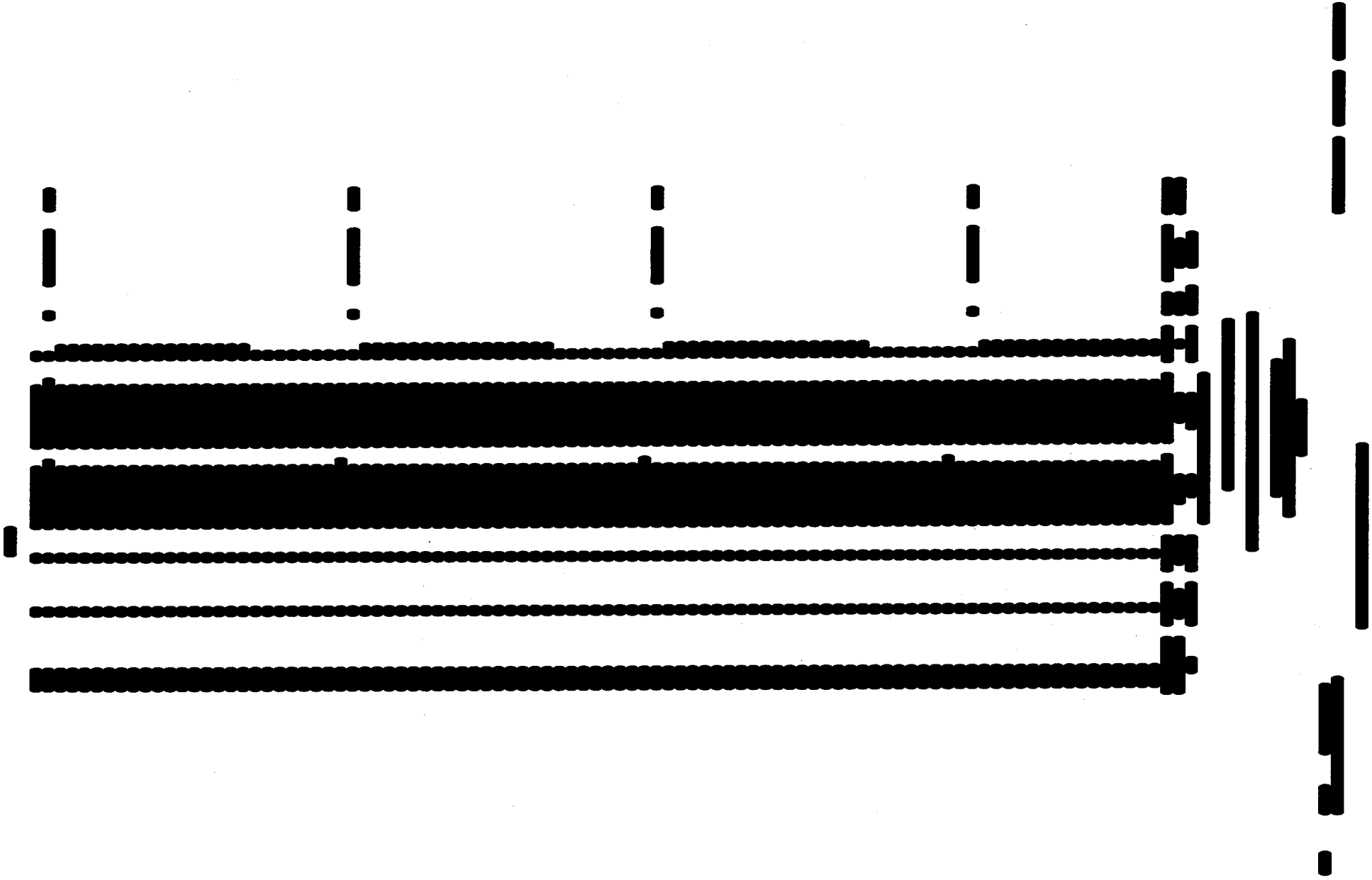

[redacted]

[redacted]

[redacted]

[redacted]

[redacted]

[redacted]

[redacted]

[redacted]

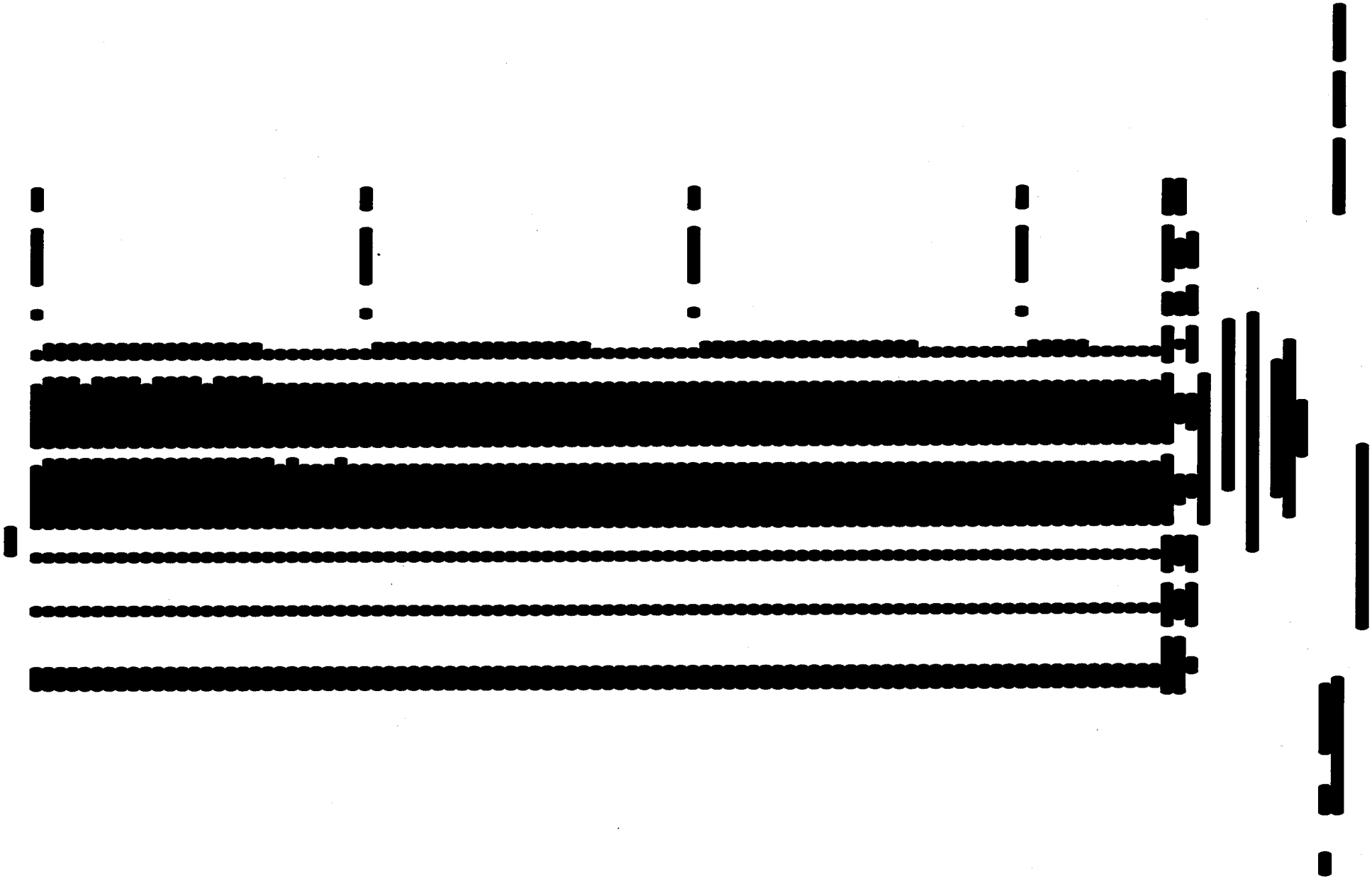

[redacted]

[redacted]

[redacted]

[redacted]

[redacted]

[redacted]

[redacted]

[redacted]

[redacted]

[redacted]

[redacted]

[redacted]

[redacted]

[redacted]

[redacted]



[redacted]

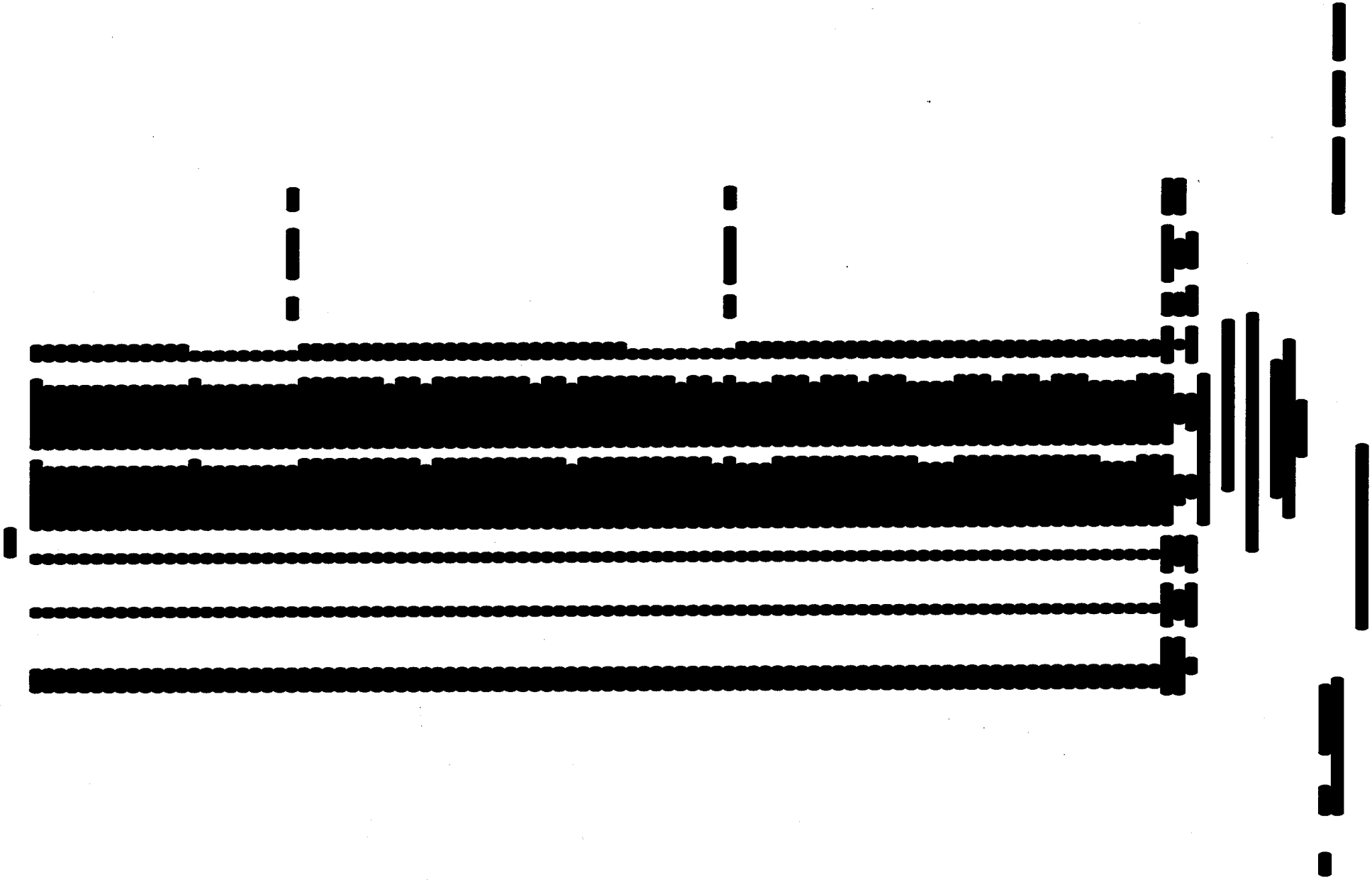

[redacted]

[redacted]

[redacted]

[redacted]

[redacted]

[redacted]

[redacted]

AEP EAST
GENERATION AND FUEL MODULE
INPUT SUMMARY REPORT

QUALIFIER = GAF.INPUT.TRANSACTION DATA.

TRANSACTION





[redacted]







[redacted]



[redacted]







[redacted]

[redacted]

[redacted]

[redacted]

[redacted]

[redacted]

[redacted]

[redacted]

[redacted]

[redacted]

[redacted]

[redacted]

NOTE: DATA DISPLAYED AFTER 2011 ONLY IF
VALUE CHANGED FROM PREVIOUS YEAR.



[redacted]

[redacted]

[redacted]

[redacted]

[redacted]

[redacted]

[redacted]

[redacted]

[redacted]



[redacted]





[redacted]



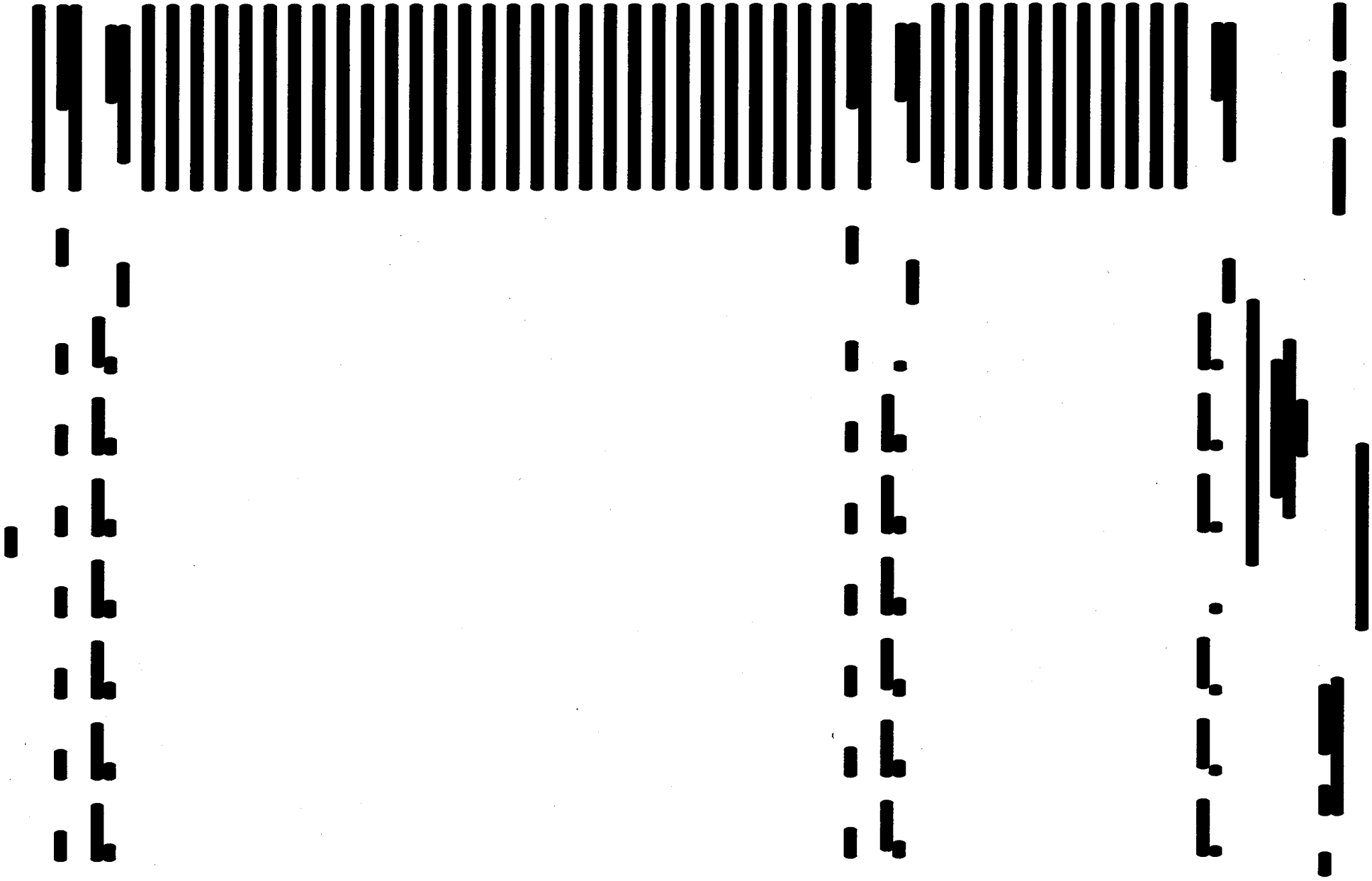





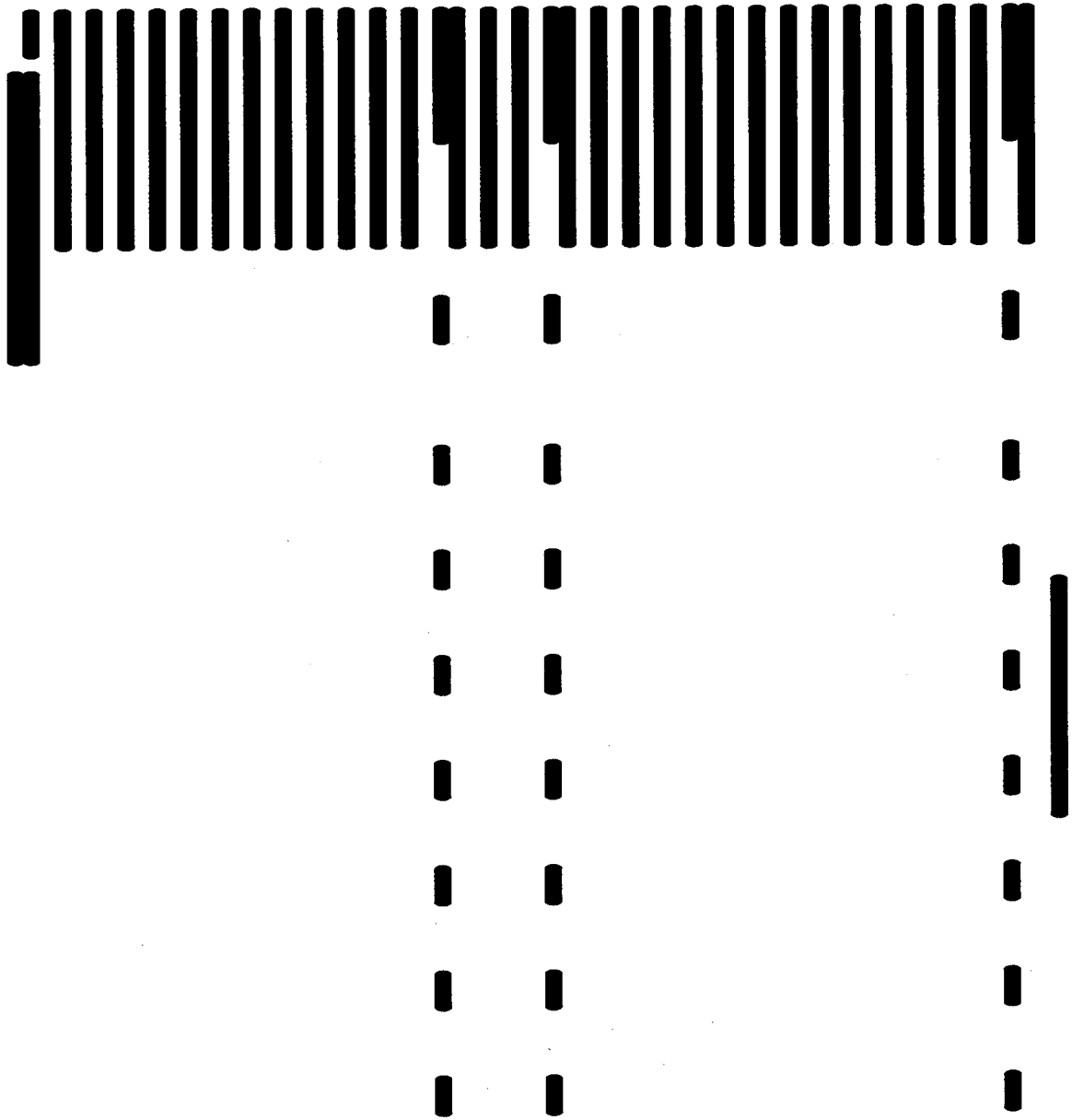

[redacted]



[redacted]

[redacted]

[redacted]

NOTE: DATA DISPLAYED AFTER 2011 ONLY IF
VALUE CHANGED FROM PREVIOUS YEAR.





[redacted]

[redacted]

[redacted]

















[redacted]

[redacted]

[redacted]













[redacted]

[redacted]



[redacted]

[redacted]

[redacted]









[redacted]





[redacted]

[redacted]







[redacted]





[redacted]

[redacted]

[redacted]

























[redacted]





[redacted]

[redacted]

[redacted]

[redacted]





[redacted]











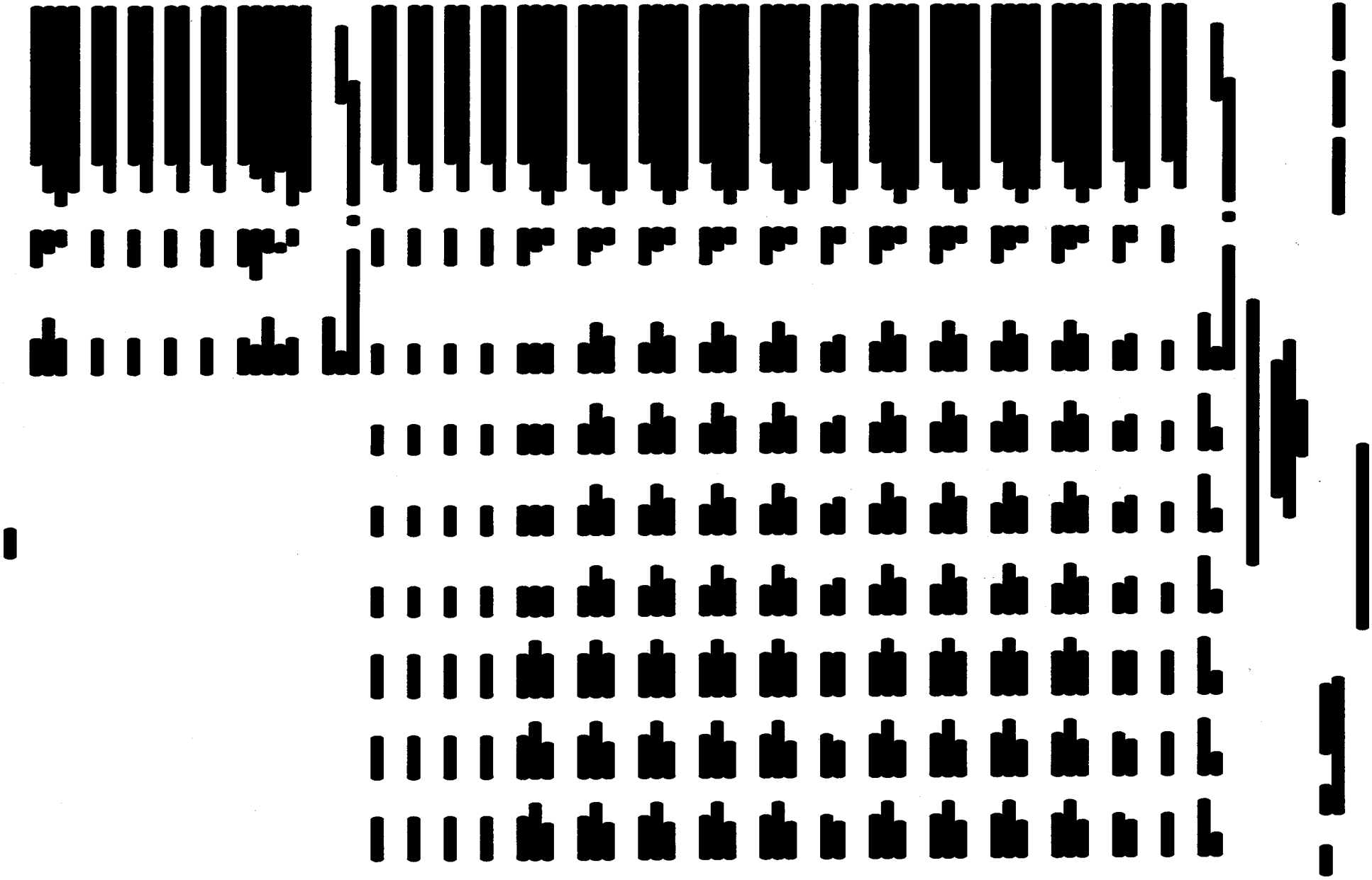





[redacted]





[redacted]

[redacted]

[redacted]













[redacted]

[redacted]	[redacted]	[redacted]	[redacted]	[redacted]	[redacted]	[redacted]	[redacted]
[redacted]	[redacted]	[redacted]	[redacted]	[redacted]	[redacted]	[redacted]	[redacted]
[redacted]	[redacted]	[redacted]	[redacted]	[redacted]	[redacted]	[redacted]	[redacted]
[redacted]	[redacted]	[redacted]	[redacted]	[redacted]	[redacted]	[redacted]	[redacted]
[redacted]	[redacted]	[redacted]	[redacted]	[redacted]	[redacted]	[redacted]	[redacted]
[redacted]	[redacted]	[redacted]	[redacted]	[redacted]	[redacted]	[redacted]	[redacted]
[redacted]	[redacted]	[redacted]	[redacted]	[redacted]	[redacted]	[redacted]	[redacted]
[redacted]	[redacted]	[redacted]	[redacted]	[redacted]	[redacted]	[redacted]	[redacted]
[redacted]	[redacted]	[redacted]	[redacted]	[redacted]	[redacted]	[redacted]	[redacted]
[redacted]	[redacted]	[redacted]	[redacted]	[redacted]	[redacted]	[redacted]	[redacted]
[redacted]	[redacted]	[redacted]	[redacted]	[redacted]	[redacted]	[redacted]	[redacted]
[redacted]	[redacted]	[redacted]	[redacted]	[redacted]	[redacted]	[redacted]	[redacted]

[redacted]







[redacted]

[redacted]

[redacted]









[redacted]

























[redacted]

[redacted]























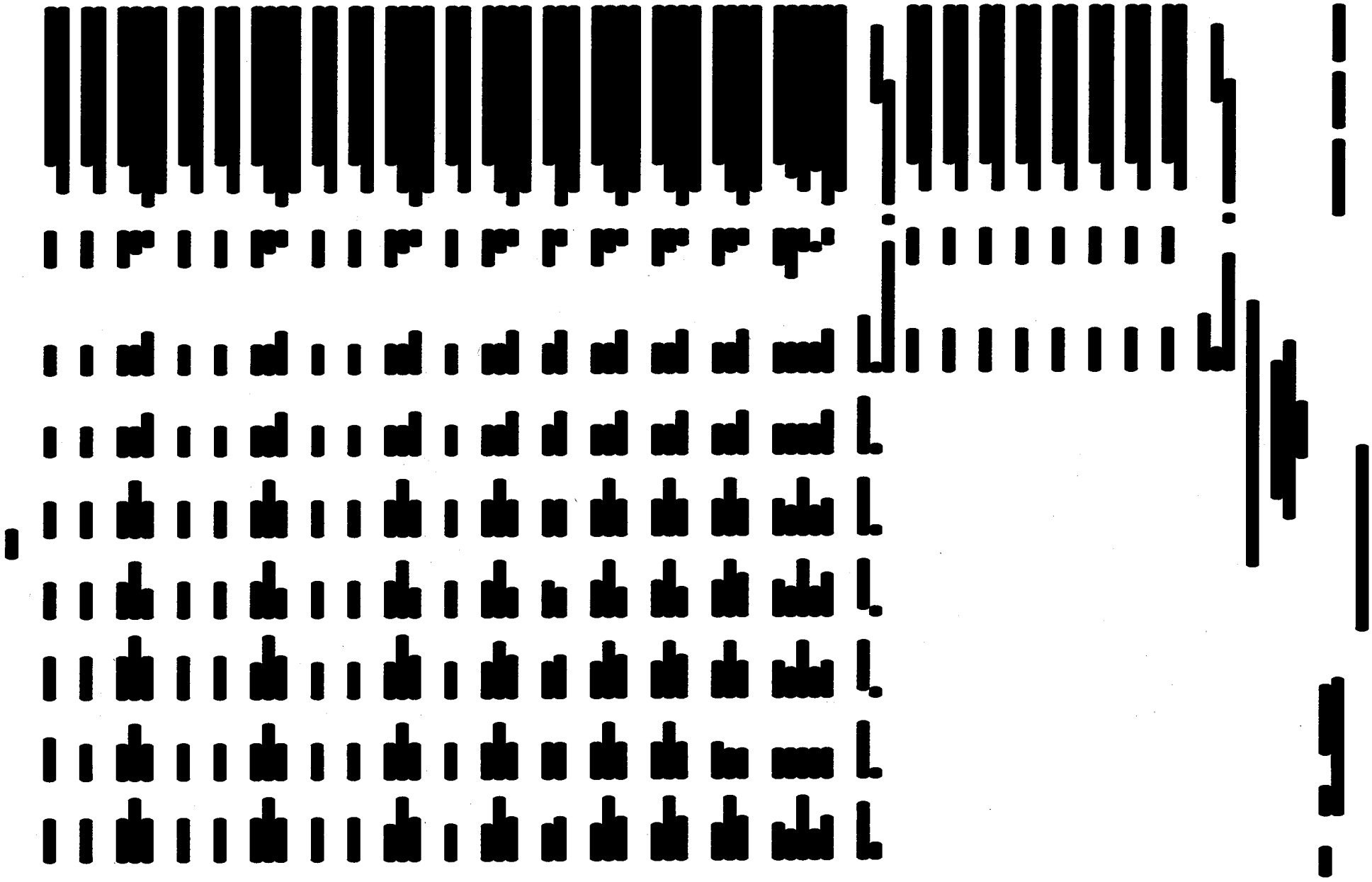

[redacted]

[redacted]

[redacted]







[redacted]





















[redacted]

[redacted]





[redacted]

[redacted]

[redacted]

















[redacted]

[redacted]

[redacted]





[redacted]

[redacted]





























[redacted]

[redacted]

[redacted]



























[redacted]

[redacted]

[redacted]





















[redacted]