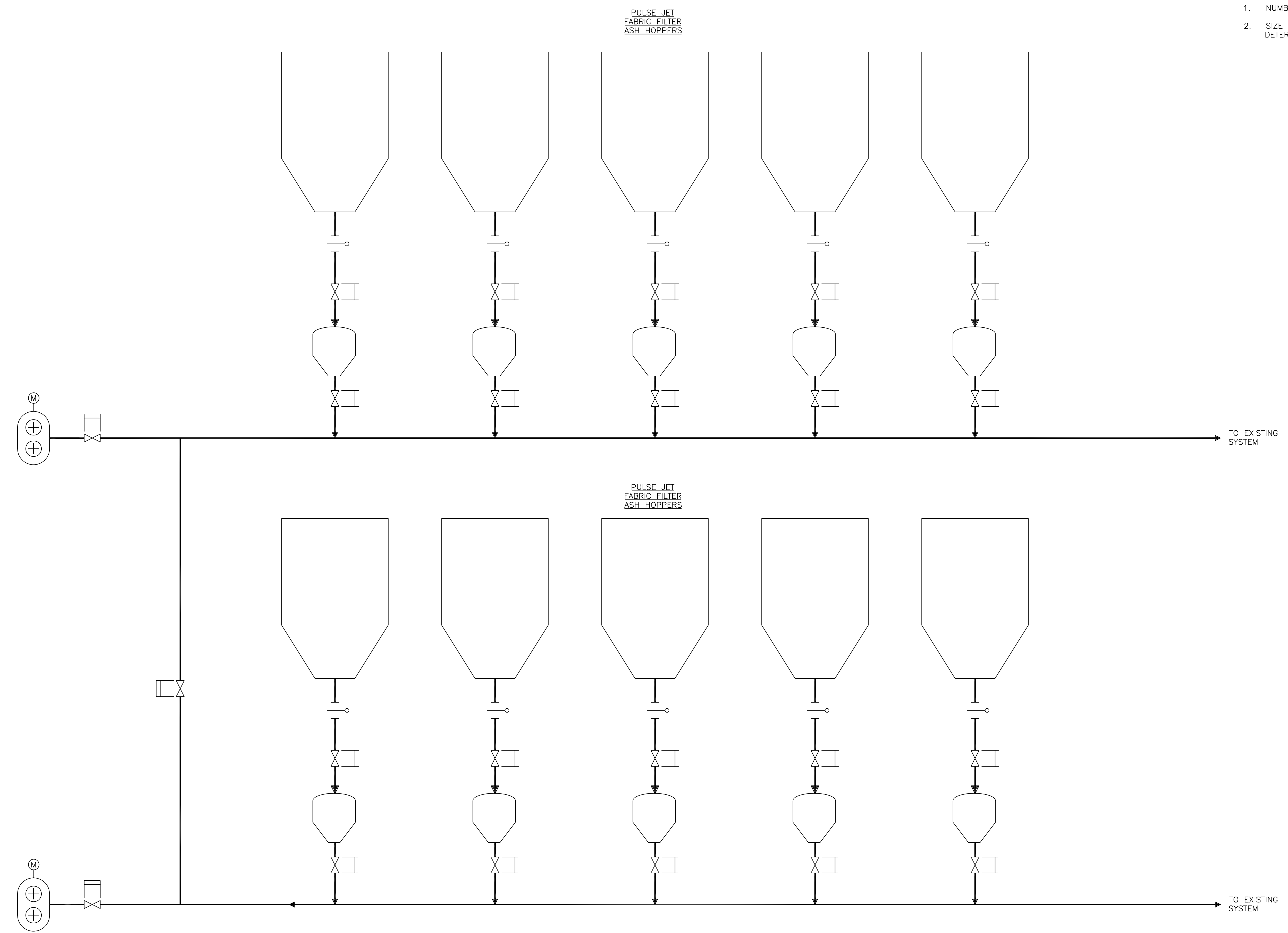


NOTES:
 1. NUMBER OF HOPPERS TO BE CONFIRMED DURING DETAILED DESIGN.
 2. SIZE AND QUANTITY OF ADDITIONAL EQUIPMENT REQUIRED TO BE DETERMINED DURING DETAILED DESIGN.



NOT TO BE USED FOR CONSTRUCTION
 THE DISTRIBUTION AND USE OF THE NATIVE FORMAT CAD FILE OF THIS DRAWING IS UNCONTROLLED. THE USER SHALL VERIFY TRACEABILITY OF THIS DRAWING TO THE LATEST CONTROLLED VERSION.

PR03292 ACAD 16.1s (LWS Tech)
 04/04/11 11:20:40
 D1
 11

NO	DATE	REVISIONS AND RECORD OF ISSUE	DRN	DES	CHK	PDE	APP
B	21/FEB/11	ISSUED FOR CLIENT REVIEW	PRP	SAT	MRW		
A	04/FEB/11	ISSUED FOR IN HOUSE REVIEW	HWB	NCM	MRW		

BLACK & VEATCH CORPORATION

CHECKED: _____ DATE: _____

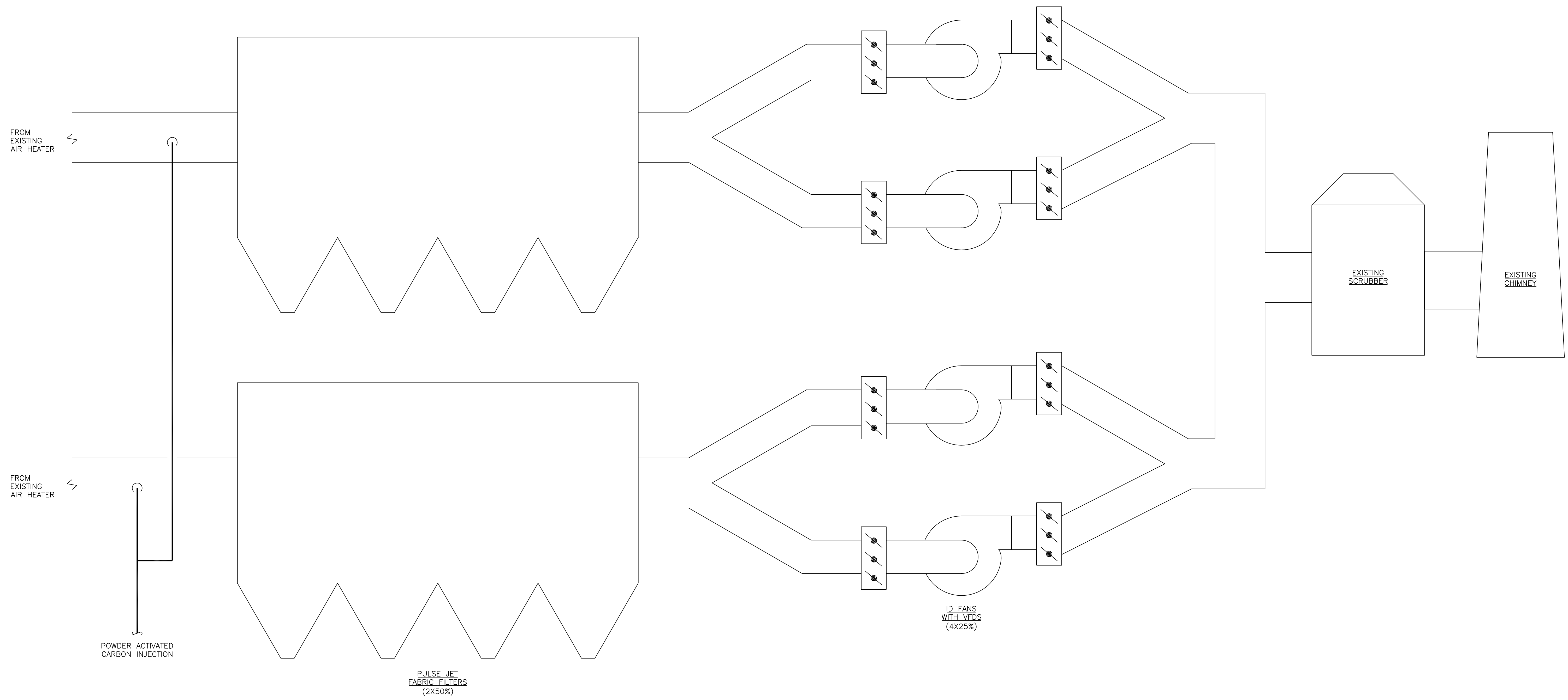
DRAWN: _____ DATE: _____

HWB

LG&E/KU - GHENT STATION
 PHASE 1I: AIR QUALITY CONTROL STUDY

UNIT 3 PROCESS FLOW DIAGRAM
 FLY ASH HANDLING

PROJECT	DRAWING NUMBER	REV
	168908-G3ASB-M2022	B
CODE		
AREA		



NOT TO BE USED FOR CONSTRUCTION
 THE DISTRIBUTION AND USE OF THE NATIVE FORMAT CAD FILE OF THIS DRAWING IS UNCONTROLLED. THE USER SHALL VERIFY TRACEABILITY OF THIS DRAWING TO THE LATEST CONTROLLED VERSION.

PR03292
 02/21/11 14:43:05
 ACAD 16.1s (LWS Tech)
 1

NO	DATE	REVISIONS AND RECORD OF ISSUE	DRN	DES	CHK	PDE	APP
B	21/FEB/11	ISSUED FOR CLIENT REVIEW	PRP	SAT		MRW	
A	04/FEB/11	ISSUED FOR IN HOUSE REVIEW	HWB	NCM		MRW	

BLACK & VEATCH CORPORATION

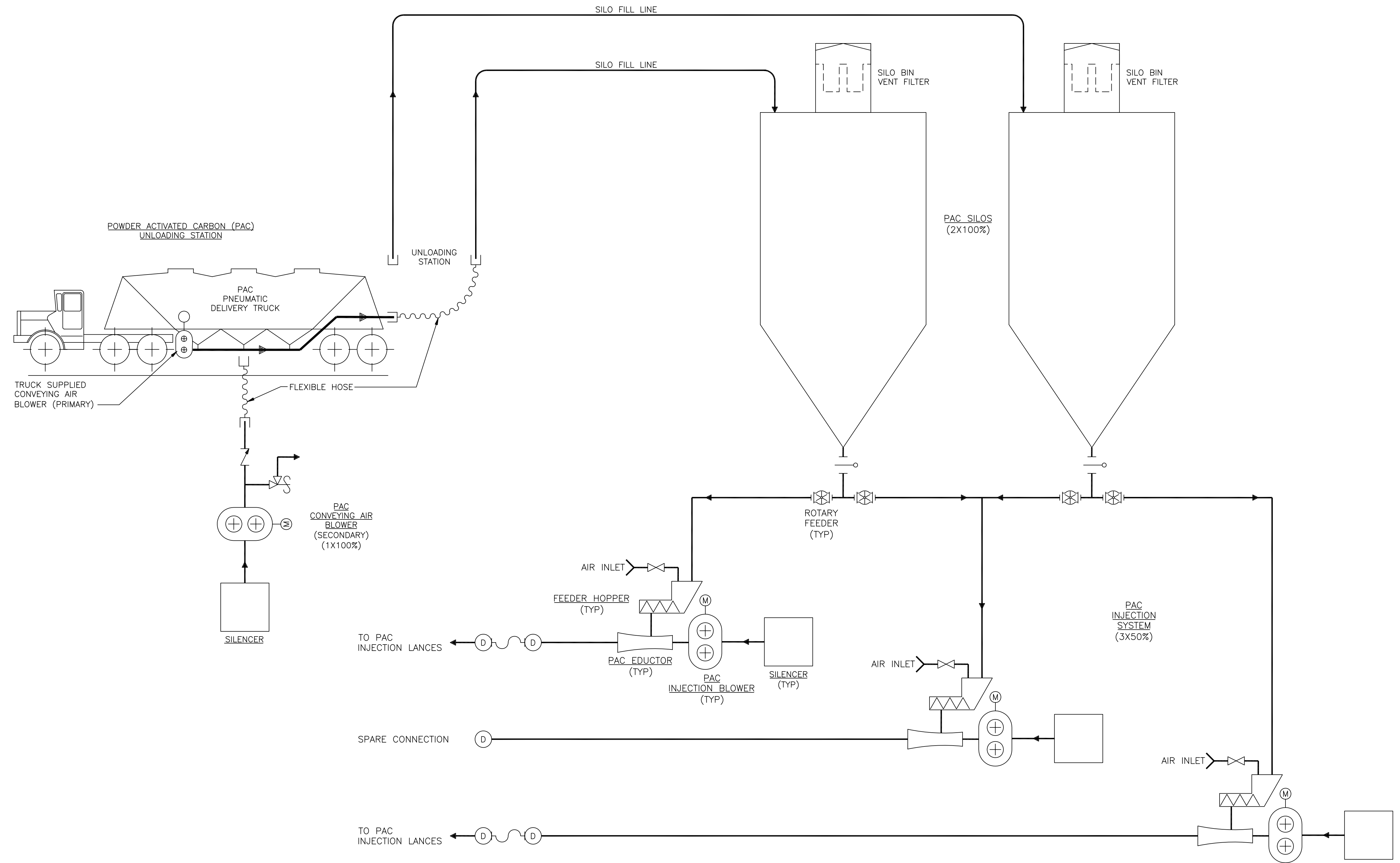
CHECKED	DATE	DRAWN	HWB
---------	------	-------	-----

LG&E/KU - GHENT STATION
 PHASE 1I: AIR QUALITY CONTROL STUDY

UNIT 3 PROCESS FLOW DIAGRAM
 INDUCED DRAFT

PROJECT	DRAWING NUMBER	REV
	168908-G3CCE-M2145	B
CODE		
AREA		

A
B
C
D
E
F



NOT TO BE USED FOR CONSTRUCTION
 THE DISTRIBUTION AND USE OF THE NATIVE FORMAT CAD FILE OF THIS DRAWING IS UNCONTROLLED. THE USER SHALL VERIFY TRACEABILITY OF THIS DRAWING TO THE LATEST CONTROLLED VERSION.

PR03292 ACAD 16.1s (LWS Tech)
 02/21/11 14:43:15

NO	DATE	REVISIONS AND RECORD OF ISSUE	DRN	DES	CHK	PDE	APP
B	21/FEB/11	ISSUED FOR CLIENT REVIEW	PRP	SAT	MRW		
A	04/FEB/11	ISSUED FOR IN HOUSE REVIEW	HWB	NCM	MRW		

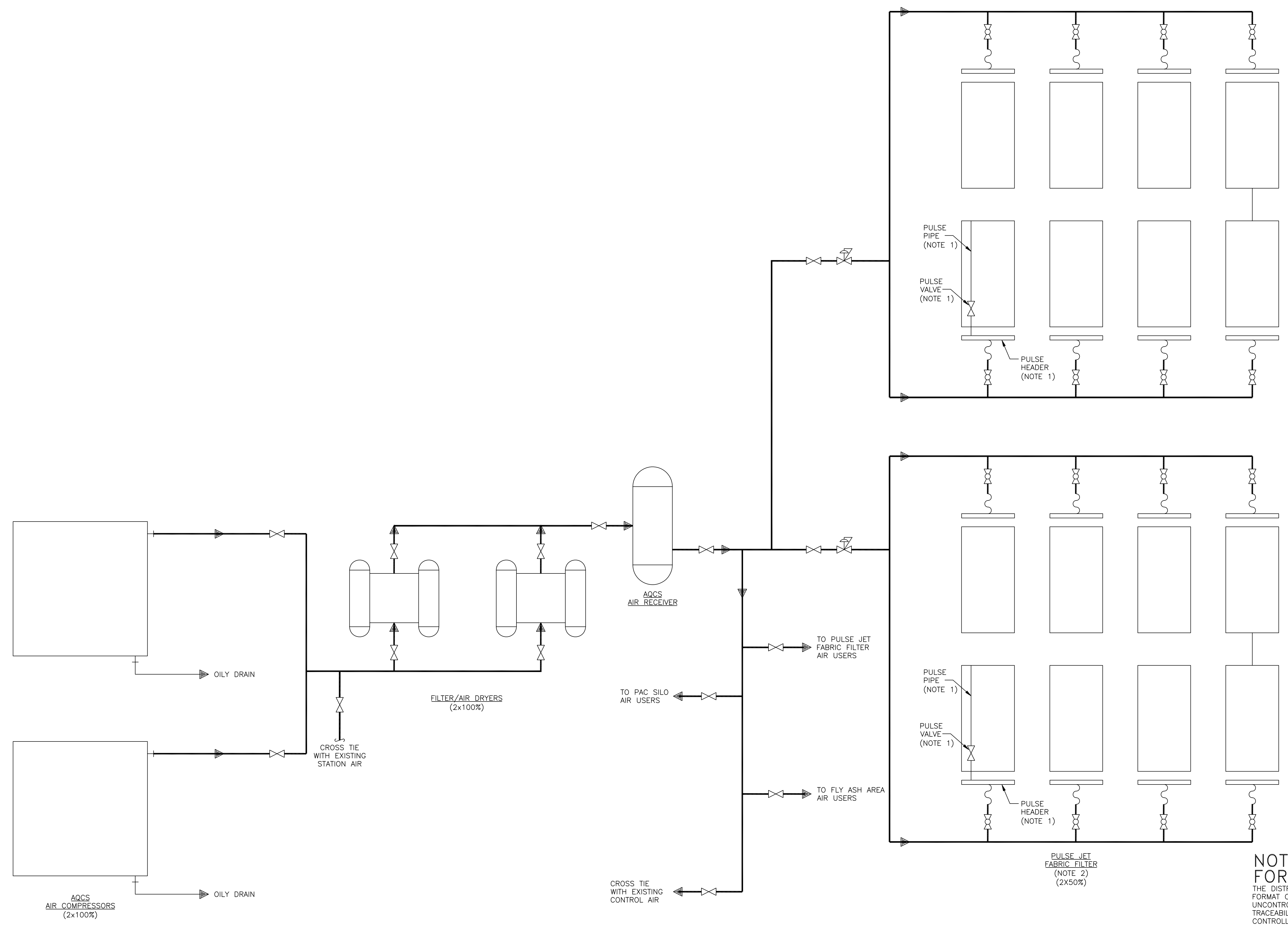
BLACK & VEATCH CORPORATION	
CHECKED	DATE
DRAWN	HWB

LG&E/KU - GHENT STATION
 PHASE 1I: AIR QUALITY CONTROL STUDY

UNIT 3 PROCESS FLOW DIAGRAM
 POWDER ACTIVATED CARBON INJECTION

PROJECT	DRAWING NUMBER	REV
168908-G3CCH-M2148A		B
CODE	AREA	

- NOTES:**
1. EACH COMPARTMENT WILL HAVE MORE THAN ONE PULSE HEADER AND MULTIPLE PULSE VALVES AND PULSE PIPES. ONE SET IS SHOWN FOR CLARITY.
 2. NUMBER OF COMPARTMENTS TO BE CONFIRMED DURING DETAILED DESIGN.



NOT TO BE USED FOR CONSTRUCTION
 THE DISTRIBUTION AND USE OF THE NATIVE FORMAT CAD FILE OF THIS DRAWING IS UNCONTROLLED. THE USER SHALL VERIFY TRACEABILITY OF THIS DRAWING TO THE LATEST CONTROLLED VERSION.

PR03292
 04/04/11 11:20:56
 ACAD 16.1s (LWS Tech)
 D1
 11

NO	DATE	REVISIONS AND RECORD OF ISSUE	DRN	DES	CHK	PDE	APP
B	21/FEB/11	ISSUED FOR CLIENT REVIEW	PRP	SAT	MRW		
A	04/FEB/11	ISSUED FOR IN HOUSE REVIEW	HWB	NCM	MRW		

BLACK & VEATCH CORPORATION

DRAWN: HWB
 CHECKED: _____
 DATE: _____

LG&E/KU - GHENT STATION
PHASE 1I: AIR QUALITY CONTROL STUDY

UNIT 3 PROCESS FLOW DIAGRAM
 AQCS COMPRESSED AIR

PROJECT	DRAWING NUMBER	REV
	168908-G3CAB-M2182	B
CODE		
AREA		