

January 29, 2010

Mr. Jeff Derouen  
Executive Director  
Kentucky Public Service Commission  
211 Sower Boulevard  
P. O. Box 615  
Frankfort, KY 40602

RECEIVED

JAN 29 2010

PUBLIC SERVICE  
COMMISSION

Re: Columbia Gas of Kentucky, Inc.  
Gas Cost Adjustment Case No. 2010 - 00041

Dear Mr. Derouen:

Pursuant to the Commission's Order dated January 30, 2001 in Administrative Case No. 384, Columbia Gas of Kentucky, Inc. ("Columbia") hereby encloses, for filing with the Commission, an original and six (6) copies of data submitted pursuant to the requirements of the Gas Cost Adjustment Provision contained in Columbia's tariff for its March quarterly Gas Cost Adjustment ("GCA").

Columbia proposes to increase its current rates to tariff sales customers by \$2.0416 per Mcf effective with its March 2010 billing cycle on March 1, 2010. The increase is composed of an increase of \$0.9128 per Mcf in the Average Commodity Cost of Gas, a decrease of \$0.0291 per Mcf in the Average Demand Cost of Gas, an increase of \$1.2130 per Mcf in the Balancing Adjustment, a decrease of (\$0.0009) per Mcf in the Refund Adjustment and a decrease of \$0.0542 per Mcf in the Gas Cost Incentive Adjustment. Please feel free to contact me at 859-288-0242 if there are any questions.

Sincerely,



Judy M. Cooper  
Director, Regulatory Policy

Enclosures

RECEIVED

JAN 29 2010

PUBLIC SERVICE  
COMMISSION

BEFORE THE  
PUBLIC SERVICE COMMISSION  
OF KENTUCKY

COLUMBIA GAS OF KENTUCKY, INC.

CASE 2010 -

GAS COST ADJUSTMENT AND REVISED RATES OF  
COLUMBIA GAS OF KENTUCKY, INC. PROPOSED TO BECOME  
EFFECTIVE MARCH 2010 BILLINGS

**Columbia Gas of Kentucky, Inc.**  
**Comparison of Current and Proposed GCAs**

<u>Line No.</u>	<u>December 2009 CURRENT</u>	<u>March-10 PROPOSED</u>	<u>DIFFERENCE</u>
1 Commodity Cost of Gas	\$5.8427	\$6.7555	\$0.9128
2 Demand Cost of Gas	<u>\$1.3579</u>	<u>\$1.3288</u>	<u>(\$0.0291)</u>
3 Total: Expected Gas Cost (EGC)	\$7.2006	\$8.0843	\$0.8837
4 SAS Refund Adjustment	(\$0.0002)	(\$0.0002)	\$0.0000
5 Balancing Adjustment	\$0.0691	\$1.2821	\$1.2130
6 Supplier Refund Adjustment	(\$0.0054)	(\$0.0063)	(\$0.0009)
7 Actual Cost Adjustment	(\$2.9537)	(\$2.9537)	\$0.0000
8 Gas Cost Incentive Adjustment	<u>\$0.0584</u>	<u>\$0.0042</u>	<u>(\$0.0542)</u>
9 Cost of Gas to Tariff Customers (GCA)	\$4.3688	\$6.4104	\$2.0416
10 Transportation TOP Refund Adjustment	\$0.0000	\$0.0000	\$0.0000
11 Banking and Balancing Service	\$0.0207	\$0.0207	(\$0.0000)
12 Rate Schedule FI and GSO			
13 Customer Demand Charge	\$6.5664	\$6.5245	(\$0.0419)

**Columbia Gas of Kentucky, Inc.**  
**Gas Cost Adjustment Clause**  
**Gas Cost Recovery Rate**  
**Mar - May 10**

<u>Line No.</u>	<u>Description</u>	<u>Amount</u>	<u>Expires</u>
1	Expected Gas Cost (EGC) Schedule No. 1	\$8.0843	
2	Actual Cost Adjustment (ACA) Schedule No. 2	(\$2.9537)	8-31-10
3	SAS Refund Adjustment (RA) Schedule No. 5	(\$0.0002)	8-31-10
4	Supplier Refund Adjustment (RA) Schedule No. 4	(\$0.0062)	02-28-11
		(\$0.0001)	08-31-10
	Total Refunds	<u>(\$0.0063)</u>	
5	Balancing Adjustment (BA) Schedule No. 3	\$1.2821	8-31-10
6	Gas Cost Incentive Adjustment Schedule No. 6	\$0.0042	2-28-11
7	Gas Cost Adjustment		
8	Mar - May 10	<u>\$6.4104</u>	
9	Expected Demand Cost (EDC) per Mcf		
10	(Applicable to Rate Schedule IS/SS and GSO) Schedule No. 1, Sheet 4	<u>\$6.5245</u>	

**DATE FILED: January 29, 2010**

**BY: J. M. Cooper**

**Columbia Gas of Kentucky, Inc.**  
**Expected Gas Cost for Sales Customers**  
 Mar - May 10

Schedule No. 1  
 Sheet 1

Line No.	Description	Reference	Volume A/		Rate		Cost (5)
			Mcf (1)	Dth. (2)	Per Mcf (3)	Per Dth (4)	
<b>Storage Supply</b>							
Includes storage activity for sales customers only							
Commodity Charge							
1	Withdrawal			(1,464,000)		\$0.0153	\$22,399
2	Injection			2,020,000		\$0.0153	\$30,906
3	Withdrawals: gas cost includes pipeline fuel and commodity charges			1,456,000		\$6.1598	\$8,968,649
Total							
4	Volume	= 3		1,456,000			
5	Cost	sum(1:3)					\$9,021,954
6	Summary	4 or 5		1,456,000			\$9,021,954
<b>Flowing Supply</b>							
Excludes volumes injected into or withdrawn from storage.							
Net of pipeline retention volumes and cost. Add unit retention cost on line 18							
7	Non-Appalachian	Sch.1, Sht. 5, Ln. 4		1,217,000			\$6,923,972
8	Appalachian Supplies	Sch.1, Sht. 6, Ln. 4		115,000			\$639,000
9	Less Fuel Retention By Interstate Pipelines	Sch. 1,Sheet 7, Lines 21, 22		(165,000)			(\$979,378)
10	Total	7 + 8 + 9		1,167,000			\$6,583,594
<b>Total Supply</b>							
11	At City-Gate	Line 6 + 10		2,623,000			\$15,605,548
Lost and Unaccounted For							
12	Factor					-0.9%	
13	Volume	Line 11 * 12		(23,607)			
14	At Customer Meter	Line 11 + 13	2,478,209	2,599,393			
15	Less: Right-of-Way Contract Volume			789			
16	<b>Sales Volume</b>	Line 14-15	2,477,420				
<b>Unit Costs \$/MCF</b>							
Commodity Cost							
17	Excluding Cost of Pipeline Retention	Line 11 / Line 16				\$6.2991	
18	Annualized Unit Cost of Retention	Sch. 1,Sheet 7, Line 24				\$0.3624	
19	Including Cost of Pipeline Retention	Line 17 + 18				\$6.6615	
20	Uncollectible Ratio	CN 2009-00141				0.01410552	
21	Gas Cost Uncollectible Charge	Line 19 * Line 20				\$0.0940	
22	Total Commodity Cost	line 19 + line 21				\$6.7555	
23	Demand Cost	Sch.1, Sht. 2, Line 10				\$1.3288	
24	Total Expected Gas Cost (EGC)	Line 22 + 23				\$8.0843	

A/ BTU Factor = 1.0489 Dth/MCF

**Columbia Gas of Kentucky, Inc.**  
**GCA Unit Demand Cost**  
**Mar - May 10**

Schedule No. 1  
 Sheet 2

<u>Line No.</u>	<u>Description</u>	<u>Reference</u>	
1	Expected Demand Cost: Annual March 2010 - February 2011	Sch. No.1, Sheet 3, Ln. 41	\$20,071,406
2	Less Rate Schedule IS/SS and GSO Customer Demand Charge Recovery	Sch. No.1, Sheet 4, Ln. 10	-\$92,779
3	Less Storage Service Recovery from Delivery Service Customers		-\$110,808
4	Net Demand Cost Applicable 1 + 2 + 3		\$19,867,820
	Projected Annual Demand: Sales + Choice		
	At city-gate		
	In Dth		15,830,000 Dth
	Heat content		1.0489 Dth/MCF
5	In MCF		15,092,001 MCF
	Lost and Unaccounted - For		
6	Factor		0.9%
7	Volume	5 * 6	135,828 MCF
8	Right of way Volumes		<u>4,775</u>
9	At Customer Meter	5 - 7 - 8	14,951,399 MCF
10	Unit Demand Cost (4/ 9)	To Sheet 1, line 19	\$1.3288 per MCF

**Columbia Gas of Kentucky, Inc.**  
**Annual Demand Cost of Interstate Pipeline Capacity**  
**March 2010 - February 2011**

Schedule No. 1  
 Sheet 3

Line No.	Description	Dth	Monthly Rate \$/Dth	# Months	Expected Annual Demand Cost
<b>Columbia Gas Transmission Corporation</b>					
Firm Storage Service (FSS)					
1	FSS Max Daily Storage Quantity (MDSQ)	220,880	\$1.5060	12	\$3,991,743
2	FSS Seasonal Contract Quantity (SCQ)	11,264,911	\$0.0289	12	\$3,906,671
Storage Service Transportation (SST)					
3	Summer	110,440	\$4.1850	6	\$2,773,148
4	Winter	220,880	\$4.1850	6	\$5,546,297
5	Firm Transportation Service (FTS)	20,014	\$6.0400	12	\$1,450,615
6	Subtotal	sum(1:5)			\$17,668,474
<b>Columbia Gulf Transmission Company</b>					
11	FTS - 1 (Mainline)	28,991	\$3.1450	12	\$1,094,120
<b>Tennessee Gas</b>					
21	Firm Transportation	20,506	\$4.6238	12	\$1,137,788
<b>Central Kentucky Transmission</b>					
31	Firm Transportation	28,000	\$0.5090	12	\$171,024
41	<b>Total.</b> Used on Sheet 2, line 1				\$20,071,406

Expected Demand Costs Recovered Annually From Rate Schedule IS/SS and GSO Customers

March 2010 - February 2011

Line No.	Description	Capacity			Units	Annual Cost
		Daily Dth (1)	# Months (2)	Annualized Dth (3) = (1) x (2)		
1	Expected Demand Costs (Per Sheet 3)					\$20,071,406
	City-Gate Capacity:					
	Columbia Gas Transmission					
2	Firm Storage Service - FSS	220,880	12	2,650,560		
3	Firm Transportation Service - FTS	20,014	12	240,168		
4	Central Kentucky Transportation	28,000	12	336,000		
5	Total		2 + 3 + 4	3,226,728	Dth	
6	Divided by Average BTU Factor			1.0489	Dth/MCF	
7	Total Capacity - Annualized		Line 5/ Line 6	3,076,297	Mcf	
	Monthly Unit Expected Demand Cost (EDC) of Daily Capacity					
8	Applicable to Rate Schedules IS/SS and GSO			\$6.5245	/Mcf	
	Line 1 / Line 7					
9	Firm Volumes of IS/SS and GSO Customers	1,185	12	14,220	Mcf	
10	Expected Demand Charges to be Recovered Annually from Rate Schedule IS/SS and GSO Customers		Line 8 * Line 9		to Sheet 2, line 2	\$92,779



**Columbia Gas of Kentucky, Inc.**  
**Non-Appalachian Supply: Volume and Cost**  
**Mar - May 10**

Schedule No. 1  
 Sheet 5

Cost includes transportation commodity cost and retention by the interstate pipelines,  
 but excludes pipeline demand costs.

The volumes and costs shown are for sales customers only.

Line No.	Month	Total Flowing Supply Including Gas Injected Into Storage			Net Storage Injection Dth (4)	Net Flowing Supply for Current Consumption	
		Volume A/ Dth (1)	Cost (2)	Unit Cost \$/Dth (3) = (2) / (1)		Volume Dth (5) = (1) + (4)	Cost (6) = (3) x (5)
1	Mar-10	0	\$482,000		0	0	
2	Apr-10	1,565,000	\$8,628,000		(779,000)	786,000	
3	May-10	1,664,000	\$9,261,000		(1,233,000)	431,000	
4	Total 1+2+3	3,229,000	\$18,371,000	\$5.69	(2,012,000)	1,217,000	\$6,923,972

A/ Gross, before retention.

**Columbia Gas of Kentucky, Inc.**  
**Appalachian Supply: Volume and Cost**  
**Mar - May 10**

Schedule No. 1  
Sheet 6

<u>Line</u> <u>No.</u>	<u>Month</u>	<u>Dth</u> (2)	<u>Cost</u> (3)
1	Mar-10	53,000	\$292,000
2	Apr-10	36,000	\$202,000
3	May-10	26,000	\$145,000
4	Total    1 + 2 + 3	115,000	\$639,000

**Columbia Gas of Kentucky, Inc.**  
**Annualized Unit Charge for Gas Retained by Upstream Pipelines**  
**Mar - May 10**

Schedule No. 1  
 Sheet 7

Retention costs are incurred proportionally to the volumes purchased, but recovery of the costs is allocated to quarter by volume consumed.

			Annual				
			Mar - May 10	June - Aug 10	Sept - Nov 10	Dec 10 - Feb 11	March 2010 - February 2011
			<u>Units</u>				
Gas purchased by CKY for the remaining sales customers							
1	Volume	Dth	3,344,000	4,409,000	2,416,000	1,140,000	11,309,000
2	Commodity Cost Including Transportation		\$19,010,000	\$25,167,000	\$14,469,000	\$8,480,000	\$67,126,000
3	Unit cost	\$/Dth					\$5.9356
Consumption by the remaining sales customers							
11	At city gate	Dth	2,625,000	682,000	1,995,000	6,174,000	11,476,000
12	Lost and unaccounted for portion		0.90%	0.90%	0.90%	0.90%	
At customer meters							
13	In Dth	(100% - 12) * 11	Dth	2,601,375	675,862	1,977,045	6,118,434
14	Heat content		Dth/MCF	1.0489	1.0489	1.0489	1.0489
15	In MCF	13 / 14	MCF	2,480,098	644,353	1,884,875	5,833,191
16	Portion of annual	line 15, quarterly / annual		22.9%	5.9%	17.4%	53.8%
Gas retained by upstream pipelines							
21	Volume		Dth	165,000	186,000	123,000	188,000
Cost							
22	Quarterly. Deduct from Sheet 1	3 * 21		To Sheet 1, line 9			
23	Allocated to quarters by consumption			\$979,378	\$1,104,027	\$730,082	\$1,115,898
				\$898,801	\$233,517	\$683,088	\$2,113,979
24	Annualized unit charge	23 / 15		To Sheet 1, line 18			
			\$/MCF	\$0.3624	\$0.3624	\$0.3624	\$0.3624

**COLUMBIA GAS OF KENTUCKY, INC.**

Schedule No. 1

Sheet 8

**DETERMINATION OF THE BANKING AND  
BALANCING CHARGE  
FOR THE PERIOD BEGINNING DECEMBER 2009**

<u>Line No.</u>	<u>Description</u>	<u>Dth</u>	<u>Detail</u>	<u>Amount For Transportation Customers</u>
1	Total Storage Capacity. Sheet 3, line 2	11,264,911		
2	Net Transportation Volume	5,619,980		
3	Contract Tolerance Level @ 5%	280,999		
4	Percent of Annual Storage Applicable to Transportation Customers		2.49%	
6	Seasonal Contract Quantity (SCQ)			
7	Rate		\$0.0289	
8	SCQ Charge - Annualized		<u>\$3,906,671</u>	
9	Amount Applicable To Transportation Customers			<b>\$97,276</b>
10	FSS Injection and Withdrawal Charge			
11	Rate		0.0306	
12	Total Cost		<u>\$344,706</u>	
13	Amount Applicable To Transportation Customers			<b>\$8,583</b>
14	SST Commodity Charge			
15	Rate		0.0214	
16	Projected Annual Storage Withdrawal, Dth		9,287,000	
17	Total Cost		<u>\$198,742</u>	
18	Amount Applicable To Transportation Customers			<b>\$4,949</b>
19	Total Cost Applicable To Transportation Customers			<b><u>\$110,808</u></b>
20	Total Transportation Volume - Mcf			18,658,484
21	Flex and Special Contract Transportation Volume - Mcf			(13,300,509)
22	Net Transportation Volume - Mcf	line 20 + line 21		5,357,975
23	Banking and Balancing Rate - Mcf.	Line 19 / line 22. To line 11 of the GCA Comparison		<b><u>\$0.0207</u></b>

**COLUMBIA GAS OF KENTUCKY, INC.**

**CALCULATION OF BALANCING ADJUSTMENT  
TO BE EFFECTIVE MARCH 1, 2010**

<b><u>Line No.</u></b>	<b><u>Description</u></b>	<b><u>Detail</u></b> \$	<b><u>Amount</u></b> \$
1	<b><u>RECONCILIATION OF A PREVIOUS SAS REFUND ADJUSTMENT</u></b>		
2	Total adjustment to have been distributed to		
3	customers in Case No. 2008-00310	(\$2,369)	
4	Less: amount distributed	<u>(\$2,194)</u>	
5	REMAINING AMOUNT		(\$175)
6	<b><u>RECONCILIATION OF A PREVIOUS BALANCING ADJUSTMENT</u></b>		
7	Total adjustment to have been collected from		
8	customers in Case No. 2009-00036	\$1,501,817	
9	Less: amount collected	<u>\$1,760,422</u>	
10	REMAINING AMOUNT		(\$258,605)
11	<b><u>RECONCILIATION OF PREVIOUS ACTUAL COST ADJUSTMENT</u></b>		
12	Total adjustment to have been collected from		
13	customers in Case No. 2008-00310	\$20,712,728	
14	Less: amount collected	<u>\$16,454,169</u>	
15	REMAINING AMOUNT		<u>\$4,258,559</u>
16	<b>TOTAL BALANCING ADJUSTMENT AMOUNT</b>		<b><u><u>\$3,999,780</u></u></b>
17	Divided by: projected sales volumes for the six months		
18	ended August 31, 2010		3,119,677
19	<b>BALANCING ADJUSTMENT (BA) TO</b>		
20	<b>EXPIRE AUGUST 31, 2010</b>		<b><u><u>\$1.2821</u></u></b>

**COLUMBIA GAS OF KENTUCKY, INC.**

**SUPPLIER REFUND ADJUSTMENT**

<b><u>Line No.</u></b>	<b><u>Description</u></b>	<b><u>Amount</u></b>
1	To Be Passed Back to Customers	
2	Refund from Tennessee Gas Pipeline (December 2009)	\$80,327.09
3	Refund from Columbia Gas Transmission (December 2009)	\$12,455.95
4	Refund from Columbia Gulf Transmission (December 2009)	<u>\$156.83</u>
5		\$92,939.87
6	Interest on Refund Balances	\$0.00
7	Total Refund	\$92,939.87
8	Projected Sales for the Twelve Months Ended February 28, 2011	14,951,398
9	<b>TOTAL SUPPLIER REFUND TO EXPIRE February 28, 2011</b>	<b><u><u>\$0.0062</u></u></b>

**COLUMBIA GAS OF KENTUCKY, INC.**

**GAS COST INCENTIVE ADJUSTMENT**

<b><u>Line</u></b> <b><u>No.</u></b>	<b><u>Description</u></b>	<b><u>Amount</u></b>
1	Amount to be recovered	\$62,286
2	For period April - October 2009	
3	Divided By:	
4	Projected Sales for the Twelve Months Ended February 28, 2011	<u>14,951,398</u>
5	Gas Cost Incentive Adjustment per Mcf	\$0.0042
6	Effective March 1, 2010 - February 28, 2011	

PIPELINE COMPANY TARIFF SHEETS



Currently Effective Rates  
 Applicable to Rate Schedule FTS, NTS and NTS-S  
 Rate Per Dth

Rate Schedule	Commodity	Base Tariff Rate 1/	Transportation Cost		Electric Power Costs Adjustment		Annual Charge Adjustment 2/	Total Effective Rate	Daily Rate
			Rate Adjustment Current	Surcharge	Current	Surcharge			
Rate Schedule FTS	Reservation Charge 3/	\$ 5.615	0.341	0.040	0.042	0.002	-	6.040	0.1986
Commodity	Maximum	¢ 1.04	0.23	0.04	0.58	0.08	0.19	2.16	2.16
	Minimum	¢ 1.04	0.23	0.04	0.58	0.08	0.19	2.16	2.16
	Overrun	¢ 19.50	1.35	0.17	0.72	0.09	0.19	22.02	22.02
Rate Schedule NTS	Reservation Charge 3/4/	\$ 7.130	0.341	0.040	0.042	0.002	-	7.555	0.2484
Commodity	Maximum	¢ 1.04	0.23	0.04	0.58	0.08	0.19	2.16	2.16
	Minimum	¢ 1.04	0.23	0.04	0.58	0.08	0.19	2.16	2.16
	Overrun	¢ 24.48	1.35	0.17	0.72	0.09	0.19	27.00	27.00

1/ Excludes Account 858 expenses and Electric Power Costs which are recovered through Columbia's Transportation Costs Rate Adjustment (TCRA) and Electric Power Costs Adjustment (EPCRA), respectively. For rates by function, see Sheet No. 35.

2/ ACA assessed where applicable pursuant to Section 154.402 of the Commission's Regulations.

3/ Minimum reservation charge is \$0.00.

4/ The rates shown above for Service under Rate Schedule NTS shall be applicable to Service under Rate Schedule NTS-S except that the maximum Reservation Fee shall be adjusted to reflect the applicable expeditious period of gas flow (EPF) utilizing the following formula, rounded to 3 decimal places:

$$\text{NTS-S} = \text{NTS} * (24/\text{EPF}) \text{ where:}$$

NTS-S = NTS-S Reservation Fee

NTS = Applicable NTS Reservation Fee

24 = Number of Hours in a Gas Day

EPF = MDQ/NHQ

Currently Effective Rates  
 Applicable to Rate Schedule SST and GTS  
 Rate Per Dth

Commodity	Base Tariff Rate 1/	Transportation Cost		Electric Power		Annual Charges Adjustment 2/	Total Effective Rate	Daily Rate
		Rate Adjustment	Surcharge	Current	Surcharge			
Rate Schedule SST								
Reservation Charge 3/ 4/5	5.445	0.341	0.040	0.042	0.002	-	5.870	0.1930
Maximum	¢ 1.02	0.23	0.04	0.58	0.08	0.19	2.14	2.14
Minimum	¢ 1.02	0.23	0.04	0.58	0.08	0.19	2.14	2.14
Overrun 4/	¢ 18.92	1.35	0.17	0.72	0.09	0.19	21.44	21.44
Rate Schedule GTS								
Commodity								
Maximum	¢ 74.84	2.47	0.30	0.86	0.09	0.19	78.75	78.75
Minimum	¢ 3.08	0.35	0.30	0.68	0.09	0.19	4.69	4.69
NECC	¢ 71.76	2.12	0.00	0.18	0.00	-	74.06	74.06

1/ Excludes Account 858 expenses and Electric Power Costs which are recovered through Columbia's Transportation Costs Rate Adjustment (TCRA) and Electric Power Costs Adjustment (EPCA), respectively. For rates by function, see Sheet No. 35.

2/ ACA assessed where applicable pursuant to Section 154.402 of the Commission's Regulations.

3/ Minimum reservation charge is \$0.00.

4/ In addition to the above reflected Base Tariff SST Demand Rate, shippers utilizing the Eastern Market Expansion (EME) facilities for Rate Schedule SST service will pay an additional demand charge of \$12.180 per Dth per month, for a total SST reservation charge of \$17.625. If EME customers incur an overrun for SST services that is provided under their EME Project service agreements, they will pay an additional 40.05 cents for such overruns, for a total overrun rate of 59.97 cents. The applicable EME demand charge and EME overrun charge can be added to the Total Effective Rate above to calculate the EME Total Effective Rates.

Currently Effective Rates  
 Applicable to Rate Schedule FSS, ISS, and SIT  
 Rate Per Dth

	Base Tariff Rate 1/	Transportation Cost		Electric Power Costs Adjustment		Annual Charge 2/	Total Effective Rate	Daily Rate
		Rate Adjustment Current	Surcharge	Current	Surcharge			
Rate Schedule FSS	\$ 1.506	-	-	-	-	-	1.506	0.0455
Reservation Charge 3/	¢ 2.89	-	-	-	-	-	2.89	2.89
Capacity 3/	¢ 1.53	-	-	-	-	-	1.53	1.53
Injection	¢ 1.53	-	-	-	-	-	1.53	1.53
Withdrawal	¢ 10.90	-	-	-	-	-	10.90	10.90
Overrun 3/								
Rate Schedule ISS								
Commodity								
Maximum	¢ 5.95	-	-	-	-	-	5.95	5.95
Minimum	¢ 0.00	-	-	-	-	-	0.00	0.00
Injection	¢ 1.53	-	-	-	-	-	1.53	1.53
Withdrawal	¢ 1.53	-	-	-	-	-	1.53	1.53
Rate Schedule SIT								
Commodity								
Maximum	¢ 4.12	-	-	-	-	-	4.12	4.12
Minimum	¢ 1.53	-	-	-	-	-	1.53	1.53

1/ Excludes Account 858 expenses and Electric Power Costs which are recovered through Columbia's Transportation Costs Rate Adjustment (TCRA) and Electric Power Costs Adjustment (EPCA), respectively.

2/ ACA assessed where applicable pursuant to Section 154.402 of the Commission's Regulations.

3/ In addition to the above reflected Base Tariff Reservation Charge (MDSQ) and Capacity (SCQ) Rate, shippers utilizing the Eastern Market Expansion (EME) facilities for FSS service will pay an additional incremental reservation charge of \$7.624 per Dth per month, for a total FSS MDSQ reservation charge of \$4.130 and an additional 3.91 cents per Dth per month, for a total FSS SCQ capacity rate of 6.80 cents. If EME customers incur an overrun for FSS services that is provided under their EME Project service agreements, they will pay an additional 12.54 cents for such overruns, for a total FSS overrun rate of 23.44 cents. The additional EME demand charges and EME overrun charges can be added to the Total Effective Rate above to develop the EME Total Effective Rate.

Currently Effective Rates  
 Applicable to Rate Schedule FTS-1  
 Rates per Dth

Base Rate (1) \$	Annual Charge Adjustment (2) \$	Subtotal (3) \$	Total Effective Rate (4) \$	Daily Rate (5) \$	Unaccounted For (6) \$	Company Use and Unaccounted For (7) \$
3.1450	-	3.1450	3.1450	0.1034		
0.0170	0.0019	0.0189	0.0189	0.0189	0.644	3.028
0.0170	0.0019	0.0189	0.0189	0.0189	0.644	3.028
0.1204	0.0019	0.1223	0.1223	0.1223	0.644	3.028

Rate Schedule FTS-1  
 Rayne, LA To Points North  
 Reservation Charge 2/

Commodity  
 Maximum  
 Minimum  
 Overrun

1/ Pursuant to Section 154.402 of the Commission's Regulations. Rate applies to all Gas Delivered and is non-cumulative, i.e., when transportation involves more than one zone, rate will be applied only one time.

2/ The Minimum Rate under Reservation Charge is zero (0).

Currently Effective Rates  
 Applicable to Rate Schedules FTS and ITS  
 Rate per Dth

	Base Tariff Rate	-Annual Charge Adjustment	Total Effective Rate	Daily Rate
<b>Rate Schedule FTS</b>				
Reservation Charge				
Maximum	\$ 0.509	-	0.509	0.0167
Minimum	\$ 0.509	-	0.509	0.0167
Commodity Charge				
Maximum	¢ 0.00	0.19	0.19	0.19
Minimum	¢ 0.00	0.19	0.19	0.19
Overrun	¢ 1.67	0.19	1.86	1.86
<b>Rate Schedule ITS</b>				
Commodity Charge				
Maximum	¢ 1.67	0.19	1.86	1.86
Minimum	¢ 1.67	0.19	1.86	1.86

RETAINAGE PERCENTAGE  
 Transportation Retainage 0.553%

DETAIL SUPPORTING BALANCE ADJUSTMENT

**Columbia Gas of Kentucky, Inc.**  
**SAS Refund Adjustment**  
**Supporting Data**

Case No. 2008-00310

Expires: August 31, 2009

	<u>Volume</u>	<u>Refund Rate</u>	<u>Refund Amount</u>	<u>Refund Balance</u>
				(\$2,369)
September 2008	219,295	(\$0.0002)	(\$44)	(\$2,325)
October 2008	274,842	(\$0.0002)	(\$55)	(\$2,270)
November 2008	731,975	(\$0.0002)	(\$146)	(\$2,124)
December 2008	1,805,361	(\$0.0002)	(\$361)	(\$1,762)
January 2009	2,167,136	(\$0.0002)	(\$433)	(\$1,329)
February 2009	2,188,053	(\$0.0002)	(\$438)	(\$891)
March 2009	1,527,735	(\$0.0002)	(\$306)	(\$586)
April 2009	951,588	(\$0.0002)	(\$190)	(\$396)
May 2009	456,926	(\$0.0002)	(\$91)	(\$304)
June 2009	261,526	(\$0.0002)	(\$52)	(\$252)
July 2009	352,911	(\$0.0002)	(\$71)	(\$181)
August 2009	36,208	(\$0.0002)	(\$7)	(\$174)
September 2009	(2,924)	(\$0.0002)	\$1	(\$175)

**SUMMARY:**

REFUND AMOUNT	(\$2,369)
AMOUNT REFUNDED	(\$2,194)
REFUND BALANCE	<u>(\$175)</u>

**Columbia Gas of Kentucky, Inc.  
Balancing Adjustment  
Supporting Data**

Case No. 2009-00036

Expires: August 31, 2009

	<u>Volume</u>	<u>Surcharge Rate</u>	<u>Surcharge Amount</u>	<u>Surcharge Balance</u>
Beginning Balance				\$1,501,817
March 2009	1,607,637	\$0.4613	\$741,603	\$760,214
April 2009	1,006,867	\$0.4613	\$464,468	\$295,746
May 2009	491,107	\$0.4613	\$226,548	\$69,199
June 2009	285,460	\$0.4613	\$131,683	(\$62,484)
July 2009	375,200	\$0.4613	\$173,080	(\$235,564)
August 2009	52,508	\$0.4613	\$24,222	(\$259,786)
September 2009	(2,560)	\$0.4613	(\$1,181)	(\$258,605)

**SUMMARY:**

SURCHARGE AMOUNT                      \$1,501,817

AMOUNT COLLECTED                      \$1,760,422

SURCHARGE BALANCE                      (\$258,605)



**Columbia Gas of Kentucky, Inc.  
Actual Cost Adjustment YR2008  
Supporting Data**

Case No. 2008-00310

Expires: August 31, 2009

	Tariff		Surcharge		Volume	Choice		Surcharge	
	Rate	Amount	Rate	Amount		Rate	Amount	Rate	Amount
September 2008	\$1.4238	\$312,232	\$1.5311	\$6,146	4,014	\$1.5311	\$6,146	\$20,712,728	
October 2008	\$1.4238	\$391,320	\$1.5311	\$13,725	8,964	\$1.5311	\$13,725	\$20,394,350	
November 2008	\$1.4238	\$1,042,186	\$1.5311	\$40,727	26,600	\$1.5311	\$40,727	\$19,989,305	
December 2008	\$1.4238	\$2,570,473	\$1.5311	\$115,220	75,253	\$1.5311	\$115,220	\$18,906,392	
January 2009	\$1.4238	\$3,085,568	\$1.5311	\$158,161	103,299	\$1.5311	\$158,161	\$16,220,699	
February 2009	\$1.4238	\$3,115,350	\$1.5311	\$148,760	97,159	\$1.5311	\$148,760	\$12,976,970	
March 2009	\$1.4238	\$2,175,189	\$1.5311	\$118,186	77,190	\$1.5311	\$118,186	\$9,712,860	
April 2009	\$1.4238	\$1,354,871	\$1.5311	\$84,638	55,279	\$1.5311	\$84,638	\$7,419,485	
May 2009	\$1.4238	\$650,571	\$1.5311	\$52,335	34,181	\$1.5311	\$52,335	\$5,979,976	
June 2009	\$1.4238	\$372,361	\$1.5311	\$36,645	23,934	\$1.5311	\$36,645	\$5,277,071	
July 2009	\$1.4238	\$502,475	\$1.5311	\$34,127	22,289	\$1.5311	\$34,127	\$4,868,064	
August 2009	\$1.4238	\$51,553	\$1.5311	\$24,957	16,300	\$1.5311	\$24,957	\$4,331,463	
September 2009	\$1.4238	(\$4,163)	\$1.5311	\$557	364	\$1.5311	\$557	\$4,254,953	
								\$4,258,559	

**SUMMARY:**  
SURCHARGE AMOUNT

ADJUSTMENTS (1)

AMOUNT COLLECTED

SURCHARGE BALANCE

(1) Reflects Billing Adjustments

\$20,712,728

\$9,929

\$16,454,169

\$4,268,488

DETAIL SUPPORTING

REFUND ADJUSTMENT

CKY RATE REFUND INTEREST CALCULATION  
 SELECTED INTEREST RATES  
 COMMERCIAL PAPER - 3-MONTH

<u>RATE</u>	<u>MONTH</u>	<u>DAYS</u>	x	<u>DAILY RATE</u>	x	<u>Tenn. Gas Pipeline PCB Settlement</u>	=	<u>INTEREST</u>
0.31	JANUARY 2009	31		(0.000007)		80,327.09		(17.43)
0.48	FEBRUARY 2009	28		(0.000007)		80,327.09		(15.74)
0.37	MARCH 2009	31		(0.000007)		80,327.09		(17.43)
0.28	APRIL 2009	30		(0.000007)		80,327.09		(16.87)
0.23	MAY 2009	31		(0.000007)		80,327.09		(17.43)
0.26	JUNE 2009	30		(0.000007)		80,327.09		(16.87)
0.27	JULY 2009	31		(0.000007)		80,327.09		(17.43)
0.24	AUGUST 2009	31		(0.000007)		80,327.09		(17.43)
0.19	SEPTEMBER 2009	30		(0.000007)		80,327.09		(16.87)
0.19	OCTOBER 2009	31		(0.000007)		80,327.09		(17.43)
0.15	NOVEMBER 2009	30		(0.000007)		80,327.09		(16.87)
<u>0.16</u>	DECEMBER 2009	31		(0.000007)		80,327.09		(17.43)
3.13	TOTAL					TOTAL		(205.23)

(0.000007) DAILY RATE

<u>RATE</u>	<u>MONTH</u>	<u>DAYS</u>	x	<u>DAILY RATE</u>	x	<u>TCO</u>	=	<u>INTEREST</u>
0.31	JANUARY 2009	31		(0.000007)		12,455.95		(2.70)
0.48	FEBRUARY 2009	28		(0.000007)		12,455.95		(2.44)
0.37	MARCH 2009	31		(0.000007)		12,455.95		(2.70)
0.28	APRIL 2009	30		(0.000007)		12,455.95		(2.62)
0.23	MAY 2009	31		(0.000007)		12,455.95		(2.70)
0.26	JUNE 2009	30		(0.000007)		12,455.95		(2.62)
0.27	JULY 2009	31		(0.000007)		12,455.95		(2.70)
0.24	AUGUST 2009	31		(0.000007)		12,455.95		(2.70)
0.19	SEPTEMBER 2009	30		(0.000007)		12,455.95		(2.62)
0.19	OCTOBER 2009	31		(0.000007)		12,455.95		(2.70)
0.15	NOVEMBER 2009	30		(0.000007)		12,455.95		(2.62)
<u>0.16</u>	DECEMBER 2009	31		(0.000007)		12,455.95		(2.70)
3.13	TOTAL					TOTAL		(31.82)

(0.000007) DAILY RATE

<u>RATE</u>	<u>MONTH</u>	<u>DAYS</u>	x	<u>DAILY RATE</u>	x	<u>CGT</u>	=	<u>INTEREST</u>
0.31	JANUARY 2009	31		(0.000007)		156.83		(0.03)
0.48	FEBRUARY 2009	28		(0.000007)		156.83		(0.03)
0.37	MARCH 2009	31		(0.000007)		156.83		(0.03)
0.28	APRIL 2009	30		(0.000007)		156.83		(0.03)
0.23	MAY 2009	31		(0.000007)		156.83		(0.03)
0.26	JUNE 2009	30		(0.000007)		156.83		(0.03)
0.27	JULY 2009	31		(0.000007)		156.83		(0.03)
0.24	AUGUST 2009	31		(0.000007)		156.83		(0.03)
0.19	SEPTEMBER 2009	30		(0.000007)		156.83		(0.03)
0.19	OCTOBER 2009	31		(0.000007)		156.83		(0.03)
0.15	NOVEMBER 2009	30		(0.000007)		156.83		(0.03)
<u>0.16</u>	DECEMBER 2009	31		(0.000007)		156.83		(0.03)
3.13	TOTAL					TOTAL		(0.36)

(0.000007) DAILY RATE



April 13, 2009

Ms. Kimberly D. Bose, Secretary  
Federal Energy Regulatory Commission  
888 First Street, N.E.  
Washington, D.C. 20426

Re: Tennessee Gas Pipeline Company  
Docket Nos. RP91-203-076 and RP92-132-064

Dear Ms. Bose:

Pursuant to Rule 602 of the Commission's Rules of Practice and Procedure, 18 C.F.R. § 385.602, Tennessee Gas Pipeline Company ("Tennessee") hereby submits an Offer of Settlement in the above-referenced dockets. Accordingly, Tennessee respectfully requests that a copy of this filing be transmitted to Presiding Administrative Law Judge Carmen A. Cintron ("Administrative Law Judge").

Included herewith for filing is an original and fourteen (14) copies of the following documents:

- (1) Explanatory Statement Concerning Amendment to Stipulation and Agreement;
- (2) Amendment to Stipulation and Agreement (including *pro forma* tariff sheets); and
- (3) Supporting Exhibits A and B.

Copies of the above documents are being served in accordance with Rule 602(d)(1). In addition, in accordance with Rule 602(d)(2), Tennessee notifies all parties and participants in this proceeding that comments on the Offer of Settlement are due by May 4, 2009 and reply comments are due by May 14, 2009 unless otherwise ordered by provided by the Administrative Law Judge.<sup>1</sup>

If you have any questions regarding this filing, please contact the undersigned at 713-420-3496. Thank you for your assistance in this matter.

Respectfully submitted,

TENNESSEE GAS PIPELINE COMPANY

/s/ Melissa G. Freeman

Melissa G. Freeman  
Senior Counsel

Enclosures

cc: All Parties and Participants

<sup>1</sup> Tennessee contemporaneously herewith in the above-captioned dockets submitted its Motion to Shorten Comment Period and Dispense with Answer Period on its Offer of Settlement to April 23<sup>rd</sup> and April 28<sup>th</sup> for comments and reply comments, respectively.

UNITED STATES OF AMERICA  
BEFORE THE  
FEDERAL ENERGY REGULATORY COMMISSION

In the Matter of )  
 ) Docket Nos. RP91-203-076  
Tennessee Gas Pipeline Company ) RP92-132-064

EXPLANATORY STATEMENT CONCERNING  
AMENDMENT TO STIPULATION AND AGREEMENT

Pursuant to Rule 602 of the Commission's Rules of Practice and Procedure, 18 C.F.R. § 385.602 (2007), Tennessee Gas Pipeline Company ("Tennessee") hereby submits this Explanatory Statement in support of the concurrently filed Amendment to Stipulation and Agreement ("Settlement"), which is submitted to resolve the issues in this proceeding for which settlement judge procedures ("Settlement Proceedings") were established by the Commission in its order issued on November 12, 2008.<sup>1</sup> Specifically, this Settlement resolves the issues regarding Tennessee's over-collected Recoverable Cost/Revenue Account under the Stipulation and Agreement filed with the Commission on May 15, 1995 related to the "PCB/HSL Project" as defined therein for the period beginning February 1, 1992 through the present. This Settlement is supported by all of the active participants in the Settlement Proceedings, including the Commission Staff, and they urge prompt approval of the Settlement, without modification or condition, by the Commission.

I. PROCEDURAL HISTORY

On May 15, 1995, Tennessee filed with the Commission in the above-captioned dockets a comprehensive settlement agreement ("Stipulation and Agreement" or "Stipulation") to resolve outstanding issues relating to Tennessee's recovery through rates charged to its

<sup>1</sup> *Tennessee Gas Pipeline Company*, 125 FERC ¶ 61,164 (2008) ("November 12<sup>th</sup> Settlement Conference Order").

customers of the costs of remediating polychlorinated biphenyl ("PCB") and other hazardous substance list ("HSL") contamination at specified locations on its pipeline system. The Stipulation established a PCB/HSL cost recovery mechanism that is to apply throughout the duration of Tennessee's federal and state mandated programs to assess and remediate the PCB/HSL contamination ("PCB/HSL Project" or "Project"). The Commission approved the Stipulation by Orders dated November 29, 1995, and February 20, 1996.<sup>2</sup>

As provided by the Stipulation, on May 30, 2008, Tennessee filed for an extension of the PCB Adjustment Period established by the Stipulation until June 30, 2010 ("2008 Filing"), to allow for recovery of ongoing remediation costs on its system. Tennessee stated that it has made significant progress to date toward completion of the targeted PCB/HSL Project, but that additional remediation and monitoring efforts will be required for the foreseeable future notwithstanding this progress. Tennessee also acknowledged that the existing cost recovery balance may very well exceed what is needed to complete the Project.<sup>3</sup> As such, Tennessee indicated its willingness to discuss with its customers the feasibility of amending the Stipulation to provide for an earlier disposition of some portion of the over-collected balance while providing protection should the retained RCRA balance be insufficient in the event more eligible costs than are predicted are ultimately incurred to complete the Project. Tennessee proposed to report back to the Commission on the results of any such discussions by October 1, 2008.

On June 30, 2008, the Commission issued an order accepting Tennessee's proposed tariff sheets reflecting a 24-month extension of the PCB Adjustment Period until July 1, 2010

<sup>2</sup> *Tennessee Gas Pipeline Co.*, 73 FERC ¶ 61,222 (1995); *Tennessee Gas Pipeline Co.*, 74 FERC ¶ 61,174 (1996).

<sup>3</sup> Stipulation, Article IV (B)(4)(b), p. 17. The Stipulation further provides for the establishment of a Recoverable Cost/Revenue Account ("RCRA") to keep track of the eligible costs incurred by Tennessee, the amount collected through the PCB surcharge, third party (insurance) recoveries and any carrying charges on the net balance in the RCRA. The balance in the RCRA is to be calculated after adjusting all cost and revenue amounts to 1992 dollars.

("June 30<sup>th</sup> Order").<sup>4</sup> The Commission conditioned its acceptance upon Tennessee meeting with its customers to discuss amending the Stipulation and reporting back to the Commission by October 1, 2008, as Tennessee proposed in its filing.

On October 1, 2008, Tennessee filed a report in compliance with the June 30<sup>th</sup> Order ("~~Status Report~~") wherein it described the status of its discussions with customers. Three parties filed comments in response to Tennessee's Status Report.<sup>5</sup> New Jersey Natural and the Tennessee Customer Group each suggested that the settlement discussions would be enhanced by Tennessee convening a meeting of all parties as opposed to the limited group and individual discussions held by Tennessee to date.

On November 12, 2008 in its November 12<sup>th</sup> Settlement Conference Order, the Commission found that Tennessee had complied with the Commission's June 30<sup>th</sup> Order to meet with its customers, but that sufficient progress had not been made toward settlement.<sup>6</sup> In an effort to assist the parties in their settlement efforts, the Commission ordered the appointment of a settlement judge.

On November 17, 2008, Tennessee filed its "Motion of Tennessee Gas Pipeline Company for Stay of Settlement Judge Procedures" requesting the Commission to stay the appointment of a settlement judge in light of the dramatic changes to the economic environment in which Tennessee was willing to informally pursue discussions with its customers as to the feasibility of amending the Stipulation in favor of the status quo under the Stipulation ("Motion for Stay").

On November 20, 2008, the Chief Administrative Law Judge, Curtis L. Wagner, Jr.,

<sup>4</sup> *Tennessee Gas Pipeline Co.*, 123 FERC ¶ 61,318 (June 30, 2008).

<sup>5</sup> Consolidated Edison Company of New York, Inc. and Orange and Rockland Utilities, Inc. (collectively "ConEd"), New Jersey Natural Gas Company ("New Jersey Natural") and the Tennessee Customer Group filed comments.

<sup>6</sup> 125 FERC ¶ 61,164.

issued an "Order of Chief Judge Holding Appointment of Settlement Judge in Abeyance Pending Commission Action on Motion to Stay Settlement Judge Procedures." Subsequently, on November 26, 2008, in response to the opposition of several parties to Tennessee's Motion for Stay,<sup>7</sup> the Commission issued an order denying Tennessee's request for stay and directing the Chief Administrative Law Judge to appoint a settlement judge to convene a settlement conference as soon as practicable ("November 26<sup>th</sup> Order").<sup>8</sup>

Following the December 4, 2008 appointment of Judge Carmen A. Cintron as the settlement judge in the proceeding, Tennessee and its customers participated in settlement conferences convened by Judge Cintron in Washington, D.C. on December 15, 2008, February 2, 2009, and February 18, 2009. This Settlement is the product of those settlement conferences.

## II. TERMS OF THE SETTLEMENT

In order to resolve and settle the issues in this proceeding, the attached Settlement provides the following:<sup>9</sup>

Article I provides that the Settlement is intended to modify the underlying Stipulation only as expressly provided by the terms of the Settlement and that the Stipulation otherwise will remain in full force and effect.

Article II provides that Article IV of the Stipulation is modified to provide for interim refunds (hereinafter, "Interim Refunds") to shippers of \$156.6 million ("Interim Refund Amount") which reflects Tennessee's representation of the balance in the Recoverable Cost/Revenue Account as of December 31, 2008, plus estimated carrying charges at an annual

<sup>7</sup> National Fuel Gas Distribution Corporation and The Dominion LDCs filed answers opposing Tennessee's Motion on the basis that settlement discussions should be continued with the aid of a Settlement Judge.

<sup>8</sup> *Tennessee Gas Pipeline Company*, 125 FERC ¶ 61,232 (2008) ("November 26<sup>th</sup> Order").

<sup>9</sup> This section is for explanatory purposes. While this section accurately describes the terms of the Settlement, if a dispute arises regarding any matter related to the interpretation of the Settlement, the terms of the Settlement shall control over this Explanatory Statement.



interest rate of 10 percent through June 30, 2009, net of \$10 million to be retained by Tennessee for the customers' share of additional Eligible Costs ("Retained Amount").

The Interim Refund Amount is to be paid in quarterly installments over a three year period amortized at an annual interest rate of 8 percent with the first of the quarterly payments to be made on July 1, 2009. The subsequent quarterly payments will be made on the first business day of each calendar quarter thereafter over a three year period. The first six quarterly installments will be fixed at \$9.60 million, and the last six quarterly installments will be fixed at \$20.06 million to maintain an annual interest rate on the balance at 8 percent throughout the three year period. To the extent the effective date of the Settlement is later than June 10, 2009, the first quarterly installment will be paid with interest no earlier than July 1, 2009 and no later than 20 days after the effective date of the Settlement. Subsequent quarterly installments will only be impacted to the extent the effective date is delayed beyond the date the installment would otherwise be due in which case a similar adjustment will be made to the amount and timing of payment.

The Interim Refund Amount is to be allocated to shippers pro rata based on surcharge collections during the PCB Adjustment Period as provided by the Stipulation and further detailed in Exhibit B to the Settlement. Tennessee will make Interim Refunds by wire transfer to the individual shippers specified on Exhibit B unless the parties agree otherwise or the wire transfer information has not been provided to Tennessee in which event, Tennessee will issue the Interim Refunds at the parties' last known mailing address.

The Settlement provides that the Interim Refund Amount and the remaining balance of the Recoverable Cost/Revenue Account shall be accounted for through the Recoverable Cost/Revenue Account. Additionally, Tennessee may, without penalty, refund all or any portion of the Interim Refund Amount and/or the remaining balance of the Recoverable

Cost/Revenue Account to all shippers subject to the Stipulation at any time and from time to time during the term of the Stipulation. In the event Tennessee makes Interim Refunds early, Tennessee is entitled to re-determine the Interim Refund Amount in accordance with the Settlement. In addition, Tennessee shall be entitled to make Interim Refunds earlier than ~~otherwise required to all shippers whose allocated share of the Interim Refund Amount does~~ not exceed \$10,000. Such early refunds shall have no adverse impact on the allocation to other shippers of the remaining Interim Refund Amount or their respective shares of any Additional Eligible Costs.

The Settlement further provides the manner in which Tennessee shall handle the incurrence or recognition of additional Eligible Costs for which the shippers' share exceeds the \$10 million which has been retained.<sup>10</sup> Specifically, such additional customer share of Eligible Costs shall first be netted against any remaining balance in the Interim Refund Amount in equal amounts over the remaining quarterly installments. To the extent the remaining balance of the Interim Refund Amount is insufficient, Tennessee shall reinstate the PCB adjustment as provided under the Stipulation.

The Settlement provides for the underlying Stipulation to be modified to reflect that effective July 1, 2009, the carrying charges under the Stipulation shall be computed by using the greater of (1) an annual interest rate of 8%; or (2) the then-applicable FERC-prescribed interest rate for pipeline refunds. The 8% annual interest rate replaces the currently existing 10% annual interest rate under the Stipulation.

---

<sup>10</sup> It is Tennessee's opinion that the shippers' share of the Eligible Costs during the remaining term of the Stipulation will be adequately funded by the Retained Amount. In the unlikely event the Retained Amount is ultimately determined to be insufficient, the Settlement provides the manner in which a shortfall will be recovered.

Finally, the Settlement clarifies the language in the Stipulation to reflect that the Stipulation's term shall continue as long as (1) Tennessee is incurring Eligible Costs; or (2) cost recovery or the payment of refunds, including Interim Refunds, is incomplete.

Article III specifies the impact of the Commission's order approving the Settlement and the date upon which the Settlement becomes effective and binding. Article III also provides for the filing of the revised tariff sheets included as Exhibit A to the Settlement. Additionally, Article III of the Settlement specifies the clear and indisputable intent of the parties to enter into an Amendment to the Stipulation which is indivisible from the performance under the Stipulation and the applicable burden of proof for any changes to the Settlement during the term of the Stipulation.

### III. SUPPORT FOR THE AMENDMENT

The Settlement represents an across-the-board compromise among the conflicting positions of Tennessee and its customers related to the underlying Stipulation and the parties' rights and obligations thereunder. Tennessee submits that this Settlement strikes an appropriate balance among these competing interests.

### IV. INFORMATION TO BE PROVIDED WITH SETTLEMENT AGREEMENTS

By order issued October 23, 2003, the Chief Administrative Law Judge requires that the following five questions be answered as part of every Explanatory Statement that is submitted in support of a proposed settlement agreement. The questions, and Tennessee's responses, are as follows:

- A. What are the issues underlying the settlement and what are the major implications?

The primary issue underlying the Settlement is Tennessee's over-collection of the Recoverable Cost/Revenue Account under the terms of the underlying Stipulation. Because Tennessee is currently incurring Eligible Costs under the Stipulation and anticipates incurring such costs for the foreseeable future, the Stipulation remains in effect. Although Tennessee reduced the PCB surcharge to \$0.00 effective July 1, 2000, and has maintained it at that level to date, the Recoverable Cost/Revenue Account has outpaced Tennessee's incurrence of Eligible Costs under the Stipulation, resulting in an over-collected balance. Accordingly, at the request of Tennessee's customers and as required by the Commission's November 12<sup>th</sup> Settlement Conference Order, Tennessee and its customers undertook negotiations which resulted in this Settlement. Tennessee submits that the Settlement addresses the concerns raised by its customers with regard to Tennessee's over-collection of the Recoverable Cost/Revenue Account.

B. Whether any of the issues raise policy implications?

Tennessee does not believe that the Settlement presents any policy implications for the Commission.

C. Whether other pending cases may be affected?

This Settlement is tailored to address the specific issues in this proceeding, and it is the product of negotiation between Tennessee and its customers who were active participants in the Settlement Proceedings. Thus, the Settlement only addresses the specific issues contemplated by its terms and does not affect any pending cases.

D. Whether the settlement involves issues of first impression, or if there are any previous reversals on the issues involved?

Tennessee does not believe that the Settlement raises any issues of first impression nor is Tennessee aware of any reversals on the issues involved in the Settlement.

E. **Whether the proceeding is subject to the just and reasonable standard or whether there is Mobile-Sierra language?**

As identified in the Settlement, changes to the Settlement during the Term of the Stipulation will be subject to the Mobile-Sierra "public interest" standard.

V. CONCLUSION

WHEREFORE, for all the foregoing reasons, Tennessee respectfully requests that the Commission accept the Settlement without condition or modification.

Respectfully submitted,

TENNESSEE GAS PIPELINE COMPANY

/s/ Melissa G. Freeman

Melissa G. Freeman  
Its Attorney  
Tennessee Gas Pipeline Company  
1001 Louisiana Street  
Houston, Texas 77002  
713-420-3496  
713-420-6058 (fax)  
[missy.freeman@elpaso.com](mailto:missy.freeman@elpaso.com)

Dated: April 13, 2009

Tennessee Gas Pipeline Company  
PCB/HSL Interim Refund Allocation  
Docket Nos. RP91-203 and RP92-132

Line No.	Shipper Name (1)	Holding Company (2)	PCB Revenue Collected (3)	% (4)	Interim Refund Amount at \$158.6 MM (5)	Jul 1, 2009 refund with Interest (6)	Oct 1, 2009 refund with Interest (7)	Jan 1, 2010 refund (8)	Total Dec. 18, 2009 Installment (9)
1	BOWATER INC	AbhibiBowlar Inc.	\$93,691.61	0.0720%	\$112,677.32	\$7,187.18	\$7,025.51	\$8,507.42	\$21,100.11
2	ADAMS RESOURCES MARKETING, LTD.	Adams Resources & Energy, Inc.	\$2,275.40	0.0026%	\$4,031.76	\$4,183.39			\$4,183.39
3	ADAMSVILLE CITY OF	ADAMSVILLE CITY OF	\$15,461.23	0.0175%	\$27,395.59	\$17,742.59	\$1,709.13	\$1,679.42	\$5,130.14
4	AFG INDUSTRIES INC	AGC Flal Glass North America	\$118,762.80	0.1321%	\$206,890.80	\$13,159.90	\$12,899.79	\$12,692.96	\$39,742.65
6	SOUTHSTAR ENERGY SERVICES LLC	AGL Resources & Piedmont Natural Gas	\$11.41	0.0000%	\$20.22	\$20.98			\$20.98
6	ATLANTA GAS LIGHT CO	AGL Resources Inc.	\$885,307.29	1.0017%	\$1,668,665.85	\$99,779.71	\$97,807.49	\$96,163.49	\$293,750.68
7	CHATTANOOGA GAS CO	AGL Resources Inc.	\$644,310.81	0.7220%	\$1,141,647.87	\$72,517.80	\$71,182.54	\$69,956.06	\$213,786.49
8	VIRGINIA NATURAL GAS INC	AGL Resources Inc.	\$338,208.49	0.6087%	\$950,099.74	\$80,433.85	\$95,239.33	\$69,243.60	\$177,916.78
9	ALCAN ALUMINUM CORPORATION	Alean Inc	\$35,602.45	0.0403%	\$65,083.61	\$4,012.62	\$3,933.31	\$3,667.19	\$11,813.12
10	ALCOA, INC.	Alcoa, Inc.	\$311,862.65	0.3529%	\$552,586.21	\$35,148.89	\$34,484.14	\$33,875.02	\$103,478.04
11	REYNOLDS METALS COMPANY	Alcoa, Inc.	\$108,768.24	0.1231%	\$192,704.06	\$12,257.51	\$12,016.23	\$11,813.28	\$36,068.02
12	MOUNTAINEER GAS CO	Allegheny Energy	\$111,825.00	0.1285%	\$198,141.68	\$12,603.28	\$12,354.27	\$12,146.61	\$37,104.26
13	MOUNTAINEER GAS SERVICES INC	Allegheny Energy	\$10,600.00	0.0119%	\$18,604.84	\$1,183.42	\$1,160.03	\$1,140.53	\$3,483.97
14	CONSTELLATION NEW ENERGY - GAS DIV, LLC	Allegheny Energy	\$4,482.84	0.0051%	\$7,943.10	\$8,241.60			\$8,241.60
15	ALLIANCE GAS SERVICES INC.	Allegheny Energy	\$31.48	0.0000%	\$55.74	\$57.84			\$57.84
16	ALLENERGY MARKETING COMPANY, INC.	ALLENERGY MARKETING COMPANY, INC.	\$76.31	0.0007%	\$1,021.15	\$1,069.55			\$1,069.55
17	CST ENERGY TRADING, INC.	Ameren Corporation	\$42,841.82	0.0485%	\$75,910.62	\$4,828.82	\$4,733.00	\$4,653.52	\$14,216.13
18	CENTRAL ILLINOIS LIGHT COMPANY	Ameren Corporation	\$1,433.10	0.0016%	\$2,539.44	\$2,634.03			\$2,634.03
19	AEP ENERGY SERVICES, INC.	American Electric Power Company, Inc.	\$3.90	0.0000%	\$9.91	\$7.17			\$7.17
20	AMERICAN ENERGY MANAGEMENT, INC.	American Energy Management	\$208.16	0.0024%	\$368.87	\$382.74			\$382.74
21	AMGAS, INC.	AMGAS, INC.	\$0.43	0.0000%	\$0.76	\$0.79			\$0.79
22	AMKOR NATURAL GAS COMPANY	AMKOR NATURAL GAS COMPANY	\$41,531.08	0.470%	\$73,588.49	\$4,680.81	\$4,688.29	\$4,611.17	\$13,780.28
23	WESTERN GAS RESOURCES, INC.	Anadarko Petroleum Corporation	\$195,907.89	0.2217%	\$347,127.11	\$22,080.05	\$21,649.52	\$21,279.82	\$65,003.49
24	KERR-MCGEE CORPORATION	Anadarko Petroleum Corporation	\$8,184.01	0.0070%	\$10,821.95	\$694.72	\$680.99	\$669.54	\$2,045.28
25	HOWELL GAS MANAGEMENT COMPANY	Anadarko Petroleum Corporation	\$81.98	0.0001%	\$109.82	\$113.95			\$113.95
26	ANADARKO ENERGY SERVICES COMPANY	Anadarko Petroleum Corporation	\$22.44	0.0000%	\$39.76	\$41.26			\$41.26
27	ORYX GAS MARKETING LIMITED PARTNERSHIP	Anadarko Petroleum Corporation	\$10.44	0.0000%	\$18.50	\$19.19			\$19.19
28	ANADARKO E&P COMPANY LP	Anadarko Petroleum Corporation	\$1,012.23	0.0011%	\$1,793.67	\$1,881.01			\$1,881.01
29	APACHE CORPORATION	APACHE CORPORATION	\$8.28	0.0000%	\$11.13	\$11.55			\$11.55
30	DOE RUN GAS TRANSMISSION COMPANY	Arch Chemicals, Inc.	\$97,140.04	0.0647%	\$101,245.65	\$8,440.04	\$8,312.75	\$8,206.64	\$18,959.43
31	ASHLAND PETROLEUM, DIV. OF ASHLAND INC.	Ashland Inc.	\$19,070.00	0.0216%	\$33,789.94	\$2,149.31	\$2,106.83	\$2,071.41	\$6,327.55
32	ASHLAND EXPLORATION INC	Ashland Inc.	\$10,641.68	0.0120%	\$18,855.88	\$1,199.38	\$1,176.68	\$1,155.92	\$3,530.98
33	ASHLAND TOWN OF MISS	ASHLAND TOWN OF MISS	\$3,984.03	0.0045%	\$7,030.91	\$7,295.31			\$7,295.31
34	ATHENS ALABAMA UTILITY CITY OF	ATHENS ALABAMA UTILITY CITY OF	\$33,164.85	0.0375%	\$59,764.84	\$3,737.60	\$3,604.02	\$3,502.43	\$11,904.35
35	ATHENS TENNESSEE UTILITIES BOARD	ATHENS TENNESSEE UTILITIES BOARD	\$82,668.69	0.0938%	\$148,833.99	\$9,359.81	\$9,155.20	\$9,001.32	\$27,496.33
36	ATLAS GAS MARKETING INC	Atlas Energy Resources, LLC	\$6,218.00	0.0070%	\$11,018.49	\$700.86	\$697.01	\$675.46	\$2,093.34
37	ATMOS ENERGY CORPORATION (TN)	ATMOS Energy Corp.	\$1,265,634.50	1.4547%	\$2,278,003.20	\$144,899.16	\$142,035.11	\$139,647.71	\$426,581.97
38	ATMOS ENERGY CORPORATION (MS)	ATMOS Energy Corp.	\$624,878.78	0.7070%	\$1,107,216.22	\$70,427.78	\$69,035.71	\$67,875.92	\$207,330.81
39	ATMOS ENERGY CORPORATION (KY)	ATMOS Energy Corp.	\$337,138.68	0.6078%	\$951,785.92	\$60,541.17	\$59,344.52	\$58,347.03	\$178,232.72
40	ATMOS ENERGY MARKETING (LA)	ATMOS Energy Corp.	\$2,893.34	0.0033%	\$5,126.67	\$5,318.48			\$5,318.48
41	ATMOS ENERGY MARKETING, LLC	ATMOS Energy Corp.	\$2,150.93	0.0024%	\$3,811.21	\$3,854.53			\$3,854.53
42	ATMOS ENERGY CORPORATION (LA)	ATMOS Energy Corp.	\$914.58	0.0010%	\$1,620.54	\$1,681.48			\$1,681.48
43	AURORA NATURAL GAS, LLC	AURORA NATURAL GAS, LLC	\$233.33	0.0003%	\$413.43	\$428.68			\$428.68
44	VITOL GAS & ELECTRIC, L.L.C.	Avista Corporation	\$22,570.00	0.0255%	\$39,991.55	\$2,543.78	\$2,483.60	\$2,451.69	\$7,488.87
45	SPRAGUE ENERGY CORPORATION	Axel Johnson Inc. Company	\$49.10	0.0005%	\$968.39	\$901.05			\$901.05
46	ZENECA INC	AzkaZeneca n.c.	\$19,173.68	0.0217%	\$33,873.65	\$2,160.99	\$2,118.23	\$2,082.68	\$6,351.95
47	BALDWIN CITY OF	BALDWIN CITY OF	\$11,081.09	0.0125%	\$16,652.19	\$1,260.04	\$1,225.33	\$1,201.73	\$3,680.10
48	BATESVILLE CITY OF	BATESVILLE CITY OF	\$27,618.25	0.0312%	\$48,835.48	\$3,112.75	\$3,051.22	\$2,999.94	\$9,163.91
49	JOHNS MARVILLE	Berkshire Hathaway Inc.	\$10,853.07	0.0123%	\$19,248.16	\$1,224.34	\$1,200.14	\$1,179.96	\$3,604.44
50	UTILICORP UNITED INC	Black Hills Corp. or Great Plains Energy	\$204,228.00	0.2311%	\$361,869.49	\$23,017.78	\$22,682.82	\$22,193.67	\$67,704.17
51	AGP DIRECT GAS SALES INC.	Black Hills Corp. or Great Plains Energy	\$449.53	0.0005%	\$794.76	\$824.63			\$824.63
52	BLACK HILLS ENERGY RESOURCES, INC.	Black Hills Corporation	\$4,702.12	0.0473%	\$74,033.31	\$4,709.11	\$4,616.03	\$4,538.44	\$13,863.58
53	AQUILA MERCHANT SERVICES, INC.	Black Hills Corporation	\$39,281.72	0.0444%	\$69,602.87	\$4,227.30	\$4,339.78	\$4,286.84	\$13,033.93
54	PEPPERELL POWER ASSOCIATES LIMITED PART	Black Hills Corporation	\$3,072.00	0.0035%	\$5,443.25	\$5,647.94			\$5,647.94
55	AQUILA ENERGY TRANSPORTATION CORPORATION	Black Hills Corporation	\$2.29	0.0000%	\$4.08	\$4.21			\$4.21
56	BLACKSTONE GAS CO	BLACKSTONE GAS CO	\$13,382.76	0.0151%	\$23,677.33	\$1,506.27	\$1,478.30	\$1,451.48	\$4,433.85
57	TEXAS GAS TRANSMISSION, LLC	Boardwalk Pipeline	\$145,650.00	0.1848%	\$258,076.73	\$16,416.67	\$16,091.20	\$15,820.73	\$48,327.61
58	GULF SOUTH PIPELINE COMPANY, LP	Boardwalk Pipeline	\$502.67	0.0006%	\$890.50	\$923.99			\$923.99
59	BOLIVAR CITY OF	BOLIVAR CITY OF	\$45,575.27	0.0516%	\$80,764.35	\$5,136.62	\$5,033.09	\$4,950.46	\$15,122.17
60	BOONEVILLE MUNICIPAL GAS SYSTEM	BOONEVILLE MUNICIPAL GAS SYSTEM	\$43,712.00	0.0485%	\$77,452.85	\$4,828.82	\$4,823.24	\$4,748.07	\$14,503.93
61	BORDEN INCORPORATED	Borden Incorporated	\$87.60	0.0001%	\$155.22	\$161.05			\$161.05
62	VASTAR RESOURCES, INC.	BP Energy Company	\$165,365.80	0.1871%	\$283,008.95	\$18,637.77	\$18,269.38	\$17,992.30	\$54,869.44
63	BP ENERGY COMPANY	BP Energy Company	\$104,874.34	0.1187%	\$185,825.75	\$11,820.00	\$11,686.37	\$11,531.62	\$34,797.98
64	VASTAR GAS MARKETING, INC.	BP Energy Company	\$31,069.07	0.0326%	\$55,050.86	\$3,501.68	\$3,432.47	\$3,374.77	\$10,300.92
65	CRANBERRY PIPELINE CORP	Cabot Oil & Gas Corporation	\$1,177.09	0.0013%	\$2,085.67	\$2,164.11			\$2,164.11
66	CALEDONIA NATURAL GAS DISTRICT	CALEDONIA NATURAL GAS DISTRICT	\$4,022.39	0.0046%	\$7,127.23	\$7,395.25			\$7,395.25
67	CALGON CARBON CORP	Calgon Carbon Corporation	\$1,760.00	0.0020%	\$3,118.53	\$3,235.80			\$3,235.80
68	CALPINE CORPORATION	CALPINE CORPORATION	\$750.00	0.0008%	\$1,328.92	\$1,378.89			\$1,378.89
69	CASEY, CITY OF	CASEY, CITY OF	\$28,904.75	0.0304%	\$47,672.25	\$3,032.33	\$2,972.40	\$2,922.44	\$8,927.17
70	CENTERPOINT ENERGY ENTEX	Centerpoint Energy	\$268,552.78	0.3039%	\$476,845.91	\$30,287.59	\$29,659.33	\$29,170.63	\$89,107.55
71	CENTERPOINT ENERGY ARKLA	Centerpoint Energy	\$4,700.84	0.0053%	\$8,343.55	\$8,657.30			\$8,657.30
72	CENTERVILLE TOWN OF	CENTERVILLE TOWN OF	\$27,530.83	0.0312%	\$48,781.60	\$3,102.90	\$3,041.67	\$2,990.44	\$9,134.01
73	CENTRAL HUDSON GAS & ELECTRIC CORP	CH Energy Group Incorporated	\$690,881.82	0.7817%	\$1,224,168.38	\$77,866.74	\$76,327.64	\$75,044.68	\$229,239.05
74	CHEROKEE WATER AND GAS DEPARTMENT	CHEROKEE WATER AND GAS DEPARTMENT	\$6,163.77	0.0070%	\$10,925.06	\$894.92	\$881.18	\$869.74	\$2,645.84
75	CHESAPEAKE ENERGY CORPORATION	Chesapeake Energy Corporation	\$225.03	0.0003%	\$398.73	\$413.72			\$413.72
76	TEXACO NATURAL GAS INC.	Chevron Corporation	\$99,290.45	0.1090%	\$170,616.06	\$10,852.64	\$10,638.03	\$10,459.22	\$31,949.79
77	CHEVRON USA INC.	Chevron Corporation	\$11,190.08	0.0127%	\$19,827.59	\$1,261.19	\$1,235.26	\$1,215.48	\$3,712.94
78	UNION OIL COMPANY OF CALIFORNIA	Chevron Corporation	\$4,800.00	0.0054%	\$8,606.07	\$8,824.90			\$8,824.90
79	UNOCAL ENERGY TRADING, INC.	Chevron Corporation	\$735.77	0.0008%	\$1,303.70	\$1,352.73			\$1,352.73
80	TEXACO ENERGY MARKETING L.P.	Chevron Corporation	\$4.67	0.0000%	\$8.61	\$9.14			\$9.14
81	CIMA ENERGY, LTD.	Cima Energy, Ltd.	\$889.91	0.0010%	\$1,594.54	\$1,654.50			\$1,654.50
82	PHIBRO, INC.	Cidgroup, Inc.	\$10,380.73	0.0117%	\$18,350.07	\$1,167.72	\$1,144.64	\$1,125.40	\$3,437.76
83	CITIZENS GAS UTILITY DISTRICT	CITIZENS GAS UTILITY DISTRICT	\$5,495.28	0.0062%	\$9,738.99	\$10,103.15			\$10,103.15
84	COOKEVILLE GAS DEPT. CITY OF	City of Cookeville	\$100,795.39	0.1139%	\$178,438.84	\$11,350.13	\$11,125.79	\$10,898.78	\$33,414.70
85	DUNLAP GAS SYSTEM	City of Dunlap	\$11,703.85	0.0132%	\$20,737.93	\$1,319.10	\$1,293.02	\$1,271.29	\$3,863.41
86	LEXINGTON GAS SYSTEM	City of Lexington	\$78,759.22	0.0891%	\$139,552.68	\$8,876.68	\$8,701.21	\$8,526.95	\$26,132.82
87	SOUTH PITTSBURG, CITY OF	City of South Pittsburg	\$43,660.74	0.0484%	\$77,411.63	\$4,924.00	\$4,820.67	\$4,745.54	\$14,496.21
88	CLARION RIVER GAS COMPANY	CLARION RIVER GAS COMPANY	\$1,341.21	0.0015%	\$2,376.53	\$2,465.90			\$2,465.90
89	CLARKSVILLE GAS DEPT CITY OF	CLARKSVILLE GAS DEPT CITY OF	\$316,159.83	0.3600%	\$563,744.13	\$35,858.62	\$35,149.84	\$34,559.03	\$105,567.49
90	M&B GAS SERVICES, INC.	Clearfield Ohio Holdings, Inc.	\$96,777.02	0.1095%	\$171,478.20	\$10,907.38	\$10,691.79	\$10,512.07	\$32,111.24

Tennessee Gas Pipeline Company  
 PCB/HSL Interim Refund Allocation  
 Docket Nos. RP91-203 and RP92-132

Line No.	Shipper Name	Holding Company	PCB Revenue Collected		Inferior Refund Amount at \$156.6 MM		Jul 1, 2009 refund with Interest	Oct 1, 2009 refund with Interest	Jan 1, 2010 refund	Total Dec. 18, 2009 Installment
			(A)	(B)	(C)	(D)				
91	PIKE NATURAL GAS CO	Clearfield Ohio Holdings, Inc.	\$49,132.37	0.0556%	\$7,057.15	\$5,537.53	\$5,428.07	\$5,336.84	\$15,202.44	
92	CLIFTON CITY OF TENNESSEE	CLIFTON CITY OF TENNESSEE	\$3,798.26	0.0043%	\$5,728.55	\$8,979.50			\$5,679.50	
93	COGEN ENERGY TECHNOLOGY LP	COGEN ENERGY TECHNOLOGY LP	\$9,690.00	0.0110%	\$17,169.51	\$1,082.12	\$1,070.54	\$1,052.54	\$3,215.20	
94	COKINOS NATURAL GAS COMPANY	Cokinos Energy Corp.	\$2,555.10	0.0029%	\$4,527.38	\$4,697.61			\$4,697.61	
95	COLLINSWOOD CITY OF	COLLINSWOOD CITY OF	\$1,606.52	0.0018%	\$2,846.59	\$2,953.62			\$2,953.62	
96	COLONIAL ENERGY, INC.	Colonial Group, Inc.	\$85,112.44	0.0953%	\$150,809.88	\$3,692.71	\$8,403.10	\$9,245.05	\$28,240.86	
97	PENNUNION ENERGY SERVICES, L.L.C.	Columbia Gas Systems	\$8.17	0.0000%	\$16.25	\$16.86			\$16.86	
98	COMMONWEALTH ALUMINUM CONCAST, INC.	Commonwealth Industries, Inc.	\$66,711.53	0.0755%	\$118,205.47	\$7,518.81	\$7,370.19	\$7,245.31	\$22,135.32	
99	COMMUNITY NATURAL GAS CO., INC.	COMMUNITY NATURAL GAS CO INC	\$10,537.50	0.0119%	\$18,671.29	\$1,187.84	\$1,164.17	\$1,144.60	\$3,496.41	
100	COMSTOCK OIL & GAS INC	Comstock Resources Inc	\$2.62	0.0000%	\$4.84	\$4.82			\$4.82	
101	ORANGE AND ROCKLAND UTILITIES INC	Con Edison, Inc.	\$2,847,981.55	2.9561%	\$4,091,931.18	\$28,444.21	\$29,545.22	\$29,877.99	\$87,817.40	
102	CONSOLIDATED EDISON CO OF NEW YORK INC	Con Edison, Inc.	\$1,260,468.74	1.5393%	\$2,410,600.51	\$159,333.40	\$150,302.64	\$147,778.28	\$451,412.32	
103	CONSOLIDATED EDISON SOLUTIONS, INC.	Con Edison, Inc.	\$12.40	0.0000%	\$21.97	\$22.80			\$22.80	
104	ENGLEWOOD NATURAL GAS SYSTEM	ConocoPhillips, LLC	\$5,666.62	0.0040%	\$6,319.48	\$6,557.12			\$6,557.12	
105	CONOCOPHILLIPS COMPANY	ConocoPhillips Company	\$50,288.89	0.0569%	\$89,102.82	\$5,667.65	\$5,585.62	\$5,462.24	\$16,685.52	
106	CONOCOPHILLIPS COMPANY	ConocoPhillips Company	\$324.58	0.0004%	\$575.12	\$596.75			\$596.75	
107	LOUISIANA LAND AND EXPLORATION CO (THE)	ConocoPhillips Company	\$8.40	0.0000%	\$11.34	\$11.77			\$11.77	
108	BALTIMORE GAS AND ELECTRIC COMPANY	Consolidation Energy Group Inc.	\$334,372.29	0.3783%	\$592,470.61	\$37,885.87	\$38,940.97	\$38,320.05	\$110,446.89	
109	CANTERA GAS CO.	CONTINENTAL NATURAL GAS	\$2,704.38	0.0031%	\$4,791.86	\$4,872.06			\$4,872.06	
110	CORINTH PUBLIC UTILITIES COMMISSION	CORINTH PUBLIC UTILITIES COMMISSION	\$99,639.90	0.1014%	\$169,832.01	\$10,102.98	\$9,903.29	\$9,738.83	\$29,743.10	
111	COAST ENERGY GROUP, INC.	Comcastone Propane Partners, L.P.	\$6,333.20	0.0072%	\$11,221.74	\$7,179.78	\$699.88	\$697.92	\$2,101.40	
112	CORNING INC	CORNING INC	\$122.88	0.0001%	\$217.73	\$225.92			\$225.92	
113	CORNING NATURAL GAS CORP	CORNING NATURAL GAS CORP	\$211,896.00	0.2398%	\$376,456.33	\$23,882.01	\$23,409.97	\$23,019.48	\$70,308.45	
114	CORPUS CHRISTI GAS MARKETING, LP	CORPUS CHRISTI GAS MARKETING, LP	\$139.24	0.0002%	\$248.72	\$258.00			\$258.00	
115	COUNCE NATURAL GAS CORPORATION	COUNCE NATURAL GAS CORPORATION	\$1,005.75	0.0011%	\$1,782.08	\$1,849.09			\$1,849.09	
116	CROSSTEX ENERGY SERVICES, L.P.	CROSSTEX ENERGY LP	\$34.02	0.0000%	\$60.28	\$62.55			\$62.55	
117	DECATUR ALABAMA CITY OF	DECATUR ALABAMA CITY OF	\$373,703.34	0.4229%	\$682,161.08	\$42,118.72	\$41,288.21	\$40,592.25	\$123,897.18	
118	DELTA NATURAL GAS COMPANY INC	DELTA NATURAL GAS COMPANY INC	\$212,499.70	0.2104%	\$378,528.02	\$23,850.06	\$23,476.68	\$23,082.08	\$70,508.77	
119	DEVON GAS SERVICES, L.P.	Devon Energy Corporation	\$1,527.59	0.0017%	\$2,706.72	\$2,808.61			\$2,808.61	
120	SEAGULL MARKETING SERVICES INC.	Devon Energy Corporation	\$1,002.72	0.0011%	\$1,776.71	\$1,843.52			\$1,843.52	
121	DEVON GAS SERVICES, L.P.	Devon Energy Corporation	\$182.65	0.0002%	\$323.99	\$336.17			\$336.17	
122	DICKSON GAS AUTHORITY	DICKSON GAS AUTHORITY	\$127,894.15	0.1447%	\$226,614.32	\$14,414.48	\$14,128.58	\$13,892.07	\$42,438.11	
123	DIRECT ENERGY MARKETING LTD	Direct Energy	\$207.84	0.0002%	\$387.92	\$381.75			\$381.75	
124	DIRECT GAS SUPPLY CORPORATION	DIRECT GAS SUPPLY CORPORATION	\$8,959.38	0.0101%	\$15,892.72	\$1,010.90	\$982.82	\$974.27	\$2,876.00	
125	THE EAST OHIO GAS COMPANY	Dominion Resources Inc.	\$350,287.00	0.3944%	\$625,245.25	\$397,883.45	\$390,018.95	\$383,463.31	\$1,171,365.72	
126	DOMINION TRANSMISSION, INC.	Dominion Resources Inc.	\$1,163,455.44	1.3184%	\$2,061,514.88	\$131,128.76	\$129,536.90	\$128,378.38	\$380,042.04	
127	PEOPLE'S NATURAL GAS COMPANY	Dominion Resources Inc.	\$1,070,550.35	1.2113%	\$1,856,897.14	\$120,657.70	\$116,272.60	\$116,284.88	\$355,215.53	
128	HOPE GAS INC	Dominion Resources Inc.	\$169,377.38	0.1803%	\$282,394.14	\$17,862.84	\$17,607.79	\$17,311.82	\$52,882.45	
129	VIRGINIA POWER ENERGY MARKETING, INC.	Dominion Resources Inc.	\$41,095.34	0.0455%	\$72,916.41	\$4,631.70	\$4,540.15	\$4,453.84	\$13,635.70	
130	DOMINION EXPLORATION & PRODUCTION, INC.	Dominion Resources Inc.	\$2,868.09	0.0032%	\$5,078.40	\$5,269.37			\$5,269.37	
131	VIRGINIA POWER SERVICES ENERGY CORP, INC	Dominion Resources Inc.	\$2,380.07	0.0027%	\$4,227.85	\$4,386.64			\$4,386.64	
132	MIAMI VALLEY RESOURCES, INC.	DPL Inc.	\$2,060.16	0.0023%	\$3,650.28	\$3,787.65			\$3,787.65	
133	HOWARD ENERGY CO., INC.	DTE Energy Company	\$88.90	0.0001%	\$157.82	\$163.44			\$163.44	
134	DUKE ENERGY TRADING AND MARKETING, L.L.C	Duke Energy Corporation	\$518,777.42	0.5870%	\$919,210.30	\$58,469.49	\$57,313.79	\$56,350.43	\$172,130.70	
135	DUKE ENERGY OHIO, INC. (REGULATED)	Duke Energy Corporation	\$487,884.00	0.5520%	\$804,441.18	\$54,865.35	\$53,888.52	\$52,892.66	\$161,876.43	
136	DUKE ENERGY KENTUCKY, INC	Duke Energy Corporation	\$629,100.00	0.0712%	\$1,111,499.59	\$7,090.35	\$6,950.21	\$6,873.94	\$20,873.94	
137	CINERGY RESOURCES, INC.	Duke Energy Corporation	\$39,000.00	0.0441%	\$69,103.70	\$4,395.55	\$4,308.66	\$4,236.24	\$12,940.45	
138	PAH ENERGY GAS SERVICES, INC.	Duke Energy Corporation	\$24,650.00	0.0279%	\$43,877.00	\$2,778.21	\$2,723.30	\$2,677.52	\$8,178.03	
139	ASSOCIATED NATURAL GAS INC	Duke Energy Corporation	\$14,191.15	0.0161%	\$25,145.17	\$1,699.43	\$1,667.82	\$1,641.47	\$4,708.72	
140	DUKE ENERGY FUELS, L.P.	Duke Energy Corporation	\$3,453.14	0.0039%	\$6,118.58	\$6,348.67			\$6,348.67	
141	DYNEGY MARKETING AND TRADE	Dynegy Inc.	\$60,742.54	0.0914%	\$143,068.88	\$9,100.19	\$8,920.32	\$8,770.38	\$26,789.90	
142	DYNEGY GAS TRANSPORTATION, INC.	Dynegy Inc.	\$38,193.81	0.0432%	\$67,676.21	\$4,304.69	\$4,218.60	\$4,148.67	\$12,672.65	
143	LOUISVILLE GAS & ELECTRIC CO.	E.ON US	\$913,820.00	0.9943%	\$1,097,266.84	\$69,158.84	\$67,781.89	\$66,652.38	\$203,603.08	
144	LG&E ENERGY MARKETING INC.	E.ON-US	\$83,898.79	0.0949%	\$148,938.14	\$9,454.57	\$9,267.69	\$9,111.92	\$27,834.18	
145	EASTERN NATURAL GAS COMPANY	E.ON-US	\$45,253.20	0.0512%	\$80,189.68	\$5,100.32	\$4,989.51	\$4,915.47	\$15,015.30	
146	EASTMAN CHEMICAL CO	Eastman Chemical Company	\$154,861.32	0.1762%	\$274,397.17	\$17,453.85	\$17,108.66	\$16,821.28	\$51,383.99	
147	SITHE MYSTIC L.L.C.	EBG Holdings, LLC	\$216,000.00	0.2444%	\$382,728.17	\$24,344.56	\$23,863.33	\$23,402.26	\$71,870.20	
148	EL PASO MARKETING, L.P.	El Paso Corporation	\$795,949.51	0.9069%	\$1,410,334.73	\$89,708.63	\$87,935.37	\$86,457.30	\$264,101.20	
149	EASTEX HYDROCARBONS INC, DIV. OF EL PASO	El Paso Corporation	\$161,327.64	0.1712%	\$285,136.24	\$17,056.60	\$16,718.48	\$16,437.57	\$50,211.56	
150	EL PASO GAS SERVICES COMPANY	El Paso Corporation	\$44,567.81	0.0504%	\$78,669.42	\$5,023.08	\$4,823.80	\$4,641.04	\$14,787.92	
151	COASTAL MERCHANT ENERGY, L.P.	El Paso Corporation	\$28,616.50	0.0324%	\$50,705.28	\$3,225.28	\$3,161.51	\$3,106.37	\$9,495.14	
152	SONAT MARKETING COMPANY, ET AL	El Paso Corporation	\$28,423.99	0.0299%	\$48,820.40	\$2,978.15	\$2,919.29	\$2,870.22	\$8,767.65	
153	SONAT MARKETING COMPANY	El Paso Corporation	\$22,829.78	0.0250%	\$40,629.04	\$2,684.33	\$2,633.25	\$2,580.67	\$7,608.25	
154	TENNESSEE GAS MARKETING CO.	El Paso Corporation	\$21,662.65	0.0245%	\$38,384.36	\$2,441.55	\$2,393.29	\$2,353.88	\$7,187.91	
155	SONAT MARKETING COMPANY LP	El Paso Corporation	\$10,548.81	0.0119%	\$18,692.74	\$1,189.01	\$1,165.51	\$1,145.92	\$3,600.43	
156	COASTAL GAS MARKETING COMPANY	El Paso Corporation	\$6,769.25	0.0075%	\$11,892.59	\$782.82	\$747.75	\$735.18	\$2,246.76	
157	TENNCO MARKETING SERVICES COMPANY	El Paso Corporation	\$8,091.23	0.0099%	\$10,792.89	\$686.52	\$672.95	\$661.84	\$2,021.11	
158	CHANNEL GAS MARKETING COMPANY	El Paso Corporation	\$4,182.54	0.0047%	\$7,410.99	\$7,689.68			\$7,689.68	
159	SOUTHERN NATURAL GAS CO.	El Paso Corporation	\$3,445.75	0.0039%	\$6,105.49	\$6,335.09			\$6,335.09	
160	HEATH PETRA RESOURCES INC.	El Paso Corporation	\$906.73	0.0102%	\$1,606.63	\$1,657.04			\$1,657.04	
161	PREMIER GAS COMPANY	El Paso Corporation	\$520.77	0.0059%	\$922.75	\$957.45			\$957.45	
162	EL PASO FIELD SERVICES, L.P.	El Paso Corporation	\$445.00	0.0050%	\$788.49	\$818.14			\$818.14	
163	CORNERSTONE GAS RESOURCES, INC.	El Paso Corporation	\$255.45	0.0003%	\$452.63	\$469.65			\$469.65	
164	EL PASO FIELD OPERATIONS COMPANY	El Paso Corporation	\$41.00	0.0000%	\$72.65	\$75.38			\$75.38	
165	ELIZABETH NATURAL GAS, INC.	ELIZABETH NATURAL GAS, INC.	\$5,348.81	0.0061%	\$9,477.50	\$9,833.80			\$9,833.80	
166	ELK RIVER PUBLIC UTILITY DISTRICT	Elk River Public Utility District	\$181,532.77	0.1829%	\$286,230.69	\$18,208.55	\$17,846.69	\$17,548.71	\$63,593.94	
167	ENBRIDGE MARKETING (U.S.) L.P.	Enbridge US	\$197,618.27	0.2238%	\$350,157.77	\$22,272.82	\$21,832.68	\$21,405.51	\$65,971.02	
168	ENBRIDGE MIDCOAST ENERGY, INC.	Enbridge US	\$20,509.89	0.0232%	\$36,341.24	\$2,311.59	\$2,268.90	\$2,227.82	\$6,805.31	
169	ENBRIDGE PIPELINES (LA INTRASTATE) INC.	Enbridge US	\$18.40	0.0000%	\$29.06	\$30.15			\$30.15	
170	ENCANA ENERGY SERVICES, INC.	Encana Corporation	\$792.78	0.0009%	\$1,404.72	\$1,457.55			\$1,457.55	
171	ENCINA GAS MARKETING COMPANY, LLC	ENCINA GAS MARKETING COMPANY, L.L.C.	\$651.15	0.0008%	\$1,206.91	\$1,262.30			\$1,262.30	
172	ENERGY DEVELOPMENT CORP.	ENERGY DEVELOPMENT CORP	\$398.51	0.0004%	\$684.66	\$710.81			\$710.81	
173	CONNECTICUT NATURAL GAS CORP	Energy East Corp.	\$1,811,830.61	2.1632%	\$3,387,552.92	\$215,475.36	\$211,218.32	\$207,666.00	\$534,257.76	
174	NEW YORK STATE ELECTRIC & GAS CORP	Energy East Corp.	\$1,714,993.24	1.9405%	\$3,038,782.39	\$193,280.78	\$189,470.23	\$186,285.51	\$559,046.61	
175	SOUTHERN CONNECTICUT GAS CO THE	Energy East Corp.	\$1,418,703.64	1.6052%	\$2,513,785.87	\$159,897.52	\$156,737.02	\$154,102.50	\$470,737.03	
176	ROCHESTER GAS & ELECTRIC CORPORATION	Energy East Corp.	\$1,201,839.11	1.3599%	\$2,129,526.31	\$135,454.84	\$132,777.47	\$130,645.87	\$390,777.89	
177	BERKSHIRE GAS COMPANY THE	Energy East Corp.	\$814,127.30	0.9212%	\$1,442,543.75	\$91,767.28	\$89,943.62	\$88,431.80	\$270,132.70	
178	ENERGY EAST SOLUTIONS, INC.	Energy East Corp.	\$1,271.12	0.0014%	\$2,252.28	\$2,336.97			\$2,336.97	
179	KBC ENERGY SERVICES	Energy East Corp.	\$315.58	0.0004%	\$558.82	\$578.83			\$578.83	
180	TXU PORTFOLIO MANAGEMENT COMPANY LP	Energy Future Holdings Corporation	\$468,410.06	0.5300%	\$825,970.95	\$52,792.77	\$51,749.27	\$50,879.45	\$155,421.49	
181	ENERGYVISION, LLC	Energy Vision, Llc	\$4,225.16	0.0048%	\$7,488.52	\$7,788.05			\$7,788.05	

Tennessee Gas Pipeline Company  
PCB/HSL Interim Refund Allocation  
Docket Nos. RP91-203 and RP92-132

Line No.	Shipper Name (1)	Holding Company (2)	PCS Revenue Collected		Interim Refund Amount at \$166.6 MM (5)	Jul 1, 2009 refund with Interest (6)	Oct 1, 2009 refund with Interest (7)	Jan 1, 2010 refund (8)	Total Dec. 18, 2009 Installment (9)
			(3)	(4)					
162	ENERVAL LLC	ENERVAL LLC	\$485.94	0.0005%	\$881.03	\$893.41			\$893.41
163	BELDEN & BLAKE CORPORATION	Enervest Management Partners	\$25,652.62	0.0289%	\$45,278.43	\$2,879.94	\$2,823.02	\$2,776.57	\$8,478.53
164	CLINTON ENERGY MANAGEMENT SERVICES, INC.	Enron Corp.	\$42,930.76	0.0466%	\$79,068.55	\$4,838.57	\$4,742.93	\$4,663.21	\$14,244.70
165	ENRON NORTH AMERICA CORP.	Enron Corp.	\$38,678.18	0.0438%	\$68,533.47	\$4,359.27	\$4,273.11	\$4,201.29	\$12,833.67
166	ENRON ENERGY SERVICES, INC.	Enron Corp.	\$3,600.00	0.0040%	\$8,201.61	\$5,434.83			\$5,434.83
167	EQUITABLE GAS CO	Equitable Resources Inc.	\$1,802,948.13	1.8137%	\$2,840,247.24	\$180,662.36	\$177,091.42	\$174,114.77	\$531,868.55
168	ERU SERVICES, INC.	Equitable Resources Inc.	\$8,118.81	0.0086%	\$10,841.65	\$689.63	\$676.00	\$684.83	\$2,030.28
169	EQUITABLE ENERGY, L.L.C.	Equitable Resources Inc.	\$72.37	0.0001%	\$128.24	\$133.03			\$133.03
190	ETOWAH UTILITIES DEPARTMENT	Etowah Utilities Department	\$39,038.80	0.0400%	\$63,856.03	\$4,051.81	\$3,981.52	\$3,914.80	\$11,957.93
191	EXXON MOBIL CORPORATION	Exxon Mobil Corp.	\$65,126.41	0.0737%	\$115,399.82	\$7,340.16	\$7,105.07	\$7,074.19	\$21,509.37
192	MOBIL NATURAL GAS INC	Exxon Mobil Corp.	\$3,473.23	0.0035%	\$6,154.18	\$4,385.61			\$4,385.61
193	FAYETTEVILLE GAS SYSTEM	Fayetteville Gas System	\$49,959.41	0.0525%	\$82,143.75	\$5,225.00	\$5,121.72	\$5,005.63	\$15,382.35
194	NORTHEAST OHIO NATURAL GAS CORP	First Energy Corporation	\$5,514.14	0.0062%	\$9,770.45	\$10,137.87			\$10,137.87
195	NORTHEAST OHIO GAS MARKETING, INC.	First Energy Corporation	\$467.65	0.0005%	\$829.17	\$860.35			\$860.35
196	FLAGS ENERGY DEVELOPEMENT CORP	FLAGS ENERGY DEVELOPEMENT CORP	\$7,162.20	0.0081%	\$12,950.63	\$807.23	\$781.27	\$777.97	\$2,376.46
197	FLORENCE GAS DEPARTMENT CITY OF	FLORENCE GAS DEPARTMENT CITY OF	\$166,444.78	0.2110%	\$303,359.59	\$21,013.50	\$20,568.16	\$20,251.93	\$61,863.58
198	FORD MOTOR CO	FORD MOTOR CO	\$146,900.00	0.1661%	\$280,113.40	\$16,545.29	\$16,218.25	\$16,945.65	\$48,709.19
199	FOREST HILL, VILLAGE OF	FOREST HILL, VILLAGE OF	\$1,721.89	0.0019%	\$3,051.16	\$3,165.90			\$3,165.90
200	FORTIS ENERGY MARKETING & TRADING GP	Fortis Inc.	\$4,109.36	0.0045%	\$7,281.34	\$7,655.16			\$7,655.16
201	FOUR SQUARE GAS COMPANY, INC	FOUR SQUARE GAS COMPANY, INC	\$98.21	0.0001%	\$170.40	\$176.89			\$176.89
202	FLORIDA POWER & LIGHT COMPANY	FPL Group Incorporated	\$200.00	0.0002%	\$354.38	\$367.70			\$367.70
203	GAINESBORO GAS SYSTEMS	GAINESBORO GAS SYSTEMS	\$3,342.89	0.0038%	\$5,923.23	\$5,145.98			\$5,145.98
204	GALLATIN NATURAL GAS SYSTEM	Gallatin Natural Gas System	\$76,487.84	0.0865%	\$135,528.01	\$8,620.66	\$8,450.27	\$8,308.23	\$25,379.16
205	GENERAL SHALE PRODUCTS CORP	General Shale Brck Inc.	\$5,574.98	0.0063%	\$9,878.21	\$10,249.68			\$10,249.68
206	GGR ENERGY	GGR ENERGY	\$0.04	0.0000%	\$0.07	\$0.07			\$0.07
207	GLOBAL COMPANIES LLC	Global Partners LP	\$3,645.48	0.0034%	\$6,396.22	\$5,599.14			\$5,599.14
208	GRAIN PROCESSING CORPORATION	GRAIN PROCESSING CORPORATION	\$26,666.64	0.0202%	\$47,250.34	\$3,005.50	\$2,948.09	\$2,896.57	\$8,848.16
209	GRAND ISLE, TOWN OF	GRAND ISLE, TOWN OF	\$2,323.76	0.0026%	\$4,117.45	\$4,272.29			\$4,272.29
210	GRANDVIEW TOWN OF	GRANDVIEW TOWN OF	\$2,217.82	0.0025%	\$3,926.74	\$4,077.51			\$4,077.51
211	GRAYSON, CITY OF	GRAYSON, CITY OF	\$23,520.85	0.0269%	\$41,876.00	\$2,650.93	\$2,598.53	\$2,554.86	\$7,804.30
212	GREAT LAKES ENERGY CORP.	GREAT LAKES ENERGY CORP.	\$3,183.40	0.0036%	\$5,840.63	\$5,852.75			\$5,852.75
213	RANGE RESOURCES - APPALACHIA, LLC	GREAT LAKES ENERGY PARTNERS, L.L.C.	\$948.62	0.0011%	\$1,680.65	\$1,744.06			\$1,744.06
214	GULF COAST ENERGY INC	Gulf Coast Energy, Inc.	\$10.40	0.0000%	\$18.43	\$19.12			\$19.12
215	H & N GAS, LTD.	H & N GAS, LTD.	\$18,447.25	0.0208%	\$32,686.48	\$2,079.12	\$2,038.03	\$2,003.77	\$6,120.92
216	HARDEMAN FAYETTE UTILITY DISTRICT	HARDEMAN FAYETTE UTILITY DISTRICT	\$18,117.18	0.0205%	\$32,101.61	\$2,041.52	\$2,001.56	\$1,967.91	\$6,011.39
217	HARDIN COUNTY GAS COMPANY	HARDIN COUNTY GAS COMPANY	\$135.50	0.0002%	\$240.09	\$248.12			\$248.12
218	HARRIMAN UTILITY BOARD	HARRIMAN UTILITY BOARD	\$23,265.04	0.0263%	\$41,223.09	\$2,622.12	\$2,570.29	\$2,527.09	\$7,719.49
219	HARRISONBURG, LOUISIANA, TOWN OF	HARRISONBURG, LOUISIANA, TOWN OF	\$2,452.00	0.0028%	\$4,344.88	\$4,508.06			\$4,508.06
220	HARTSELLE UTILITIES BOARD, THE CITY OF	HARTSELLE UTILITIES BOARD, THE CITY OF	\$28,959.93	0.0328%	\$51,313.80	\$3,263.97	\$3,189.45	\$3,145.57	\$9,609.09
221	HAWKINS COUNTY UTILITY DISTRICT	Hawkins County Utility District	\$40,363.94	0.0457%	\$71,520.46	\$4,545.27	\$4,453.95	\$4,384.40	\$13,393.02
222	HEMPHILL CITY OF	HEMPHILL CITY OF	\$1,971.68	0.0022%	\$3,493.60	\$3,624.88			\$3,624.88
223	HENDERSON, CITY OF	HENDERSON, CITY OF	\$26,798.04	0.0292%	\$45,707.73	\$2,907.39	\$2,849.91	\$2,802.01	\$8,559.29
224	HESS ENERGY INC.	Hess Corporation	\$78,611.73	0.0890%	\$139,344.48	\$8,863.42	\$8,688.23	\$8,542.19	\$26,093.84
225	HESS ENERGY SERVICES COMPANY, LLC	Hess Corporation	\$35.84	0.0000%	\$63.15	\$65.52			\$65.52
226	CALFINE PRODUCER SERVICES, L.P.	HIGHLAND ENERGY COMPANY	\$183.86	0.0002%	\$326.79	\$338.04			\$338.04
227	PYRON METAL POWDERS, INC.	Hoganas AB	\$9,488.22	0.0073%	\$11,460.97	\$7,250.01	\$7,140.60	\$7,029.59	\$2,145.20
228	HOHENWALD CITY OF	HOHENWALD CITY OF	\$17,805.17	0.0201%	\$31,548.80	\$2,008.78	\$1,967.09	\$1,934.03	\$5,907.90
229	HOLLY SPRINGS, CITY OF	HOLLY SPRINGS, CITY OF	\$38,058.04	0.0431%	\$67,434.65	\$4,289.38	\$4,204.60	\$4,133.92	\$12,627.90
230	HOLYOKE GAS & ELEC DEPT CITY OF	HOLYOKE GAS & ELEC DEPT CITY OF	\$336,928.16	0.3802%	\$585,404.82	\$37,872.49	\$37,123.91	\$36,499.91	\$111,496.31
231	ALLIED SIGNAL INC	Honeywell	\$208,863.30	0.2363%	\$370,082.72	\$23,540.21	\$23,074.92	\$22,687.06	\$69,302.19
232	HUMPHREYS COUNTY UTILITY DISTRICT	HUMPHREYS COUNTY UTILITY DISTRICT	\$81,014.46	0.0917%	\$149,548.69	\$9,130.84	\$8,950.36	\$8,799.92	\$26,881.12
233	HUNT PETROLEUM CORPORATION	HUNT PETROLEUM CORP	\$501.67	0.0006%	\$888.91	\$922.34			\$922.34
234	HUNTSVILLE UTILITIES GAS SYSTEM CITY OF	HUNTSVILLE UTILITIES GAS SYSTEM CITY OF	\$607,918.65	0.6859%	\$1,075,623.24	\$68,418.21	\$67,065.67	\$65,938.59	\$201,422.67
235	IDAHO POWER COMPANY	Idacorp Inc.	\$3,600.00	0.0041%	\$6,378.80	\$6,818.68			\$6,818.68
236	INDEPENDENT ENERGY MARKETING INC	INDEPENDENT ENERGY MARKETING INC	\$1,120.00	0.0013%	\$1,984.52	\$2,059.14			\$2,059.14
237	INFINITE ENERGY, INC.	INFINITE ENERGY, INC.	\$5.04	0.0000%	\$8.93	\$9.28			\$9.28
238	THE PEOPLES GAS LIGHT & COKE COMPANY	Integrity Energy Group Inc.	\$46,397.00	0.0525%	\$82,210.37	\$5,229.23	\$5,125.87	\$5,039.72	\$15,394.82
239	PEOPLES ENERGY RESOURCES CORP.	Integrity Energy Group Inc.	\$6,319.10	0.0071%	\$11,189.75	\$7,120.20	\$698.13	\$686.29	\$2,095.72
240	INVENTORY MGMT & DISTRIBUTION CO, LLC	INVENTORY MGMT & DISTRIBUTION CO, LLC	\$354.00	0.0004%	\$627.25	\$650.84			\$650.84
241	IROQUOIS ENERGY MANAGEMENT, INC.	IROQUOIS ENERGY MANAGEMENT, INC.	\$1,622.13	0.0018%	\$2,874.24	\$2,892.32			\$2,892.32
242	IROQUOIS GAS TRANSMISSION SYSTEM	IROQUOIS GAS TRANSMISSION SYSTEM	\$45,929.30	0.0520%	\$81,381.65	\$5,178.52	\$5,074.20	\$4,988.91	\$15,239.64
243	IUKA MISSISSIPPI CITY OF	IUKA MISSISSIPPI CITY OF	\$11,894.89	0.0134%	\$20,917.09	\$1,330.49	\$1,304.20	\$1,282.27	\$3,918.98
244	J. M. HUBER CORPORATION	J. M. Huber Corporation	\$7,400.00	0.0084%	\$13,111.99	\$834.03	\$815.64	\$803.80	\$2,455.37
245	JAMESTOWN NATURAL GAS SYSTEM	Jamestown Natural Gas System	\$23,231.43	0.0263%	\$41,163.62	\$2,618.33	\$2,566.57	\$2,523.43	\$7,708.34
246	JEFFERSONCOCKE CO. PUBLIC UTILITY DIST.	JEFFERSONCOCKE CO. PUBLIC UTILITY DIST.	\$92,584.25	0.1048%	\$164,049.25	\$10,434.84	\$10,228.59	\$10,056.66	\$30,720.08
247	JOSEPH ENERGY INC	JOSEPH ENERGY INC	\$10.40	0.0000%	\$18.43	\$19.12			\$19.12
248	KENTUCKY-OHIO GAS ACQUISITION CORP.	KENTUCKY-OHIO GAS ACQUISITION CORP.	\$610.00	0.0006%	\$903.69	\$937.65			\$937.65
249	K N MARKETING, INC.	Kinder Morgan	\$492.34	0.0006%	\$872.37	\$905.18			\$905.18
250	NORSTAR ENERGY LIMITED PARTNERSHIP	Kinder Morgan Inc.	\$5,443.53	0.0062%	\$9,845.33	\$10,008.05			\$10,008.05
251	KNOXVILLE UTILITIES BOARD	KNOXVILLE UTILITIES BOARD	\$712,181.81	0.8058%	\$1,281,507.60	\$80,267.38	\$78,680.83	\$77,358.32	\$236,309.53
252	KOCH ENERGY SERVICES COMPANY	Koch Industries, Inc.	\$34.91	0.0000%	\$61.08	\$64.18			\$64.18
253	KOCH MIDSTREAM SERVICES COMPANY	Koch Industries, Inc.	\$8.24	0.0000%	\$11.03	\$11.47			\$11.47
254	LAWRENCEBURG CITY OF	LAWRENCEBURG CITY OF	\$17,749.50	0.0201%	\$31,450.16	\$2,000.48	\$1,960.84	\$1,927.98	\$5,889.40
255	LAWRENCE-COLBERT COUNTIES GAS DISTRICT	LAWRENCE-COLBERT COUNTIES GAS DISTRICT	\$7,354.47	0.0083%	\$13,031.31	\$828.90	\$812.51	\$798.85	\$2,440.26
256	LENOIR CITY UTILITIES BOARD	Lenoir City Utilities Board	\$23,182.24	0.0284%	\$41,313.81	\$2,827.89	\$2,756.95	\$2,692.65	\$7,736.49
257	LEWISBURG GAS DEPARTMENT	Lewisburg Gas Department	\$77,710.18	0.0653%	\$102,250.07	\$6,504.30	\$6,375.74	\$6,260.57	\$19,148.51
258	LINDSEY CITY OF	LINDSEY CITY OF	\$7,179.72	0.0081%	\$12,721.67	\$809.20	\$793.21	\$779.87	\$2,382.28
259	FULTON COGENERATION ASSOCIATES, L.P.	Lion Capital Management Group	\$102,310.00	0.1169%	\$181,282.03	\$11,530.98	\$11,303.08	\$11,113.07	\$33,947.12
260	LIVINGSTON GAS SYSTEM	LIVINGSTON GAS SYSTEM	\$17,793.69	0.0201%	\$31,528.22	\$2,005.45	\$1,965.81	\$1,932.76	\$5,904.02
261	LOBELVILLE CITY OF	LOBELVILLE CITY OF	\$4,593.02	0.0052%	\$8,138.32	\$8,444.36			\$8,444.36
262	LOUDON UTILITIES GAS DEPARTMENT	LOUDON UTILITIES GAS DEPARTMENT	\$111,728.80	0.1284%	\$197,971.11	\$12,692.54	\$12,343.64	\$12,135.16	\$37,072.34
263	LOUIS DREYFUS ENERGY CORP	Louis Dreyfus Group	\$1,891.82	0.0022%	\$3,511.56	\$3,643.62			\$3,643.62
264	LOUISIANA MUNICIPAL GAS AUTHORITY	LOUISIANA MUNICIPAL GAS AUTHORITY	\$88.77	0.0001%	\$153.75	\$158.53			\$158.53
265	LOCKPORT ENERGY ASSOCIATES LP	LS Power Group	\$1,540.40	0.0017%	\$2,729.42	\$2,832.06			\$2,832.06
266	MADISONVILLE GAS SYSTEM	MADISONVILLE GAS SYSTEM	\$3,840.20	0.0043%	\$6,604.41	\$7,060.29			\$7,060.29
267	MARATHON PETROLEUM COMPANY LLC	Marathon Oil Corporation	\$16,350.00	0.0185%	\$28,570.40	\$1,842.76	\$1,806.32	\$1,775.56	\$5,425.04
268	MARSHALL, CITY OF	MARSHALL, CITY OF	\$23,635.00	0.0257%	\$41,878.81	\$2,663.81	\$2,611.16	\$2,567.27	\$7,842.25
269	MARTINSVILLE, IL CITY OF	MARTINSVILLE, IL CITY OF	\$7,522.60	0.0085%	\$13,229.22	\$847.84	\$831.09	\$817.12	\$2,495.05
270	MASONITE CORP	Masonite Corp	\$12,744.00	0.0144%	\$22,680.99	\$1,438.33	\$1,407.94	\$1,384.27	\$4,228.54
271	CAPITOL DISTRICT ENERGY CENTER ODGEN	Maxim Power Corporation	\$46,354.50	0.0524%	\$82,135.08	\$5,224.44	\$5,121.18	\$5,005.10	\$15,380.72
272	DTE ENERGY TRADING, INC.	MCN Energy	\$23,600.84	0.0267%	\$41,818.08	\$2,659.56	\$2,607.39	\$2,553.56	\$7,830.91



Tennessee Gas Pipeline Company  
PCB/HSL Interim Refund Allocation  
Docket Nos. RP91-203 and RP92-132

Line No.	Shipper Name	Holding Company	PCB Revenue Collected	%	Interim Refund Amount at \$168.8 MM	Jul 1, 2009 refund with Interest	Oct 1, 2009 refund with Interest	Jan 1, 2010 refund	Total Dec. 18, 2009 Installment
	(1)	(2)	(3)	(4)	(5)	(6)	(7)	(8)	(9)
273	MERIDIAN MARKETING CORP.	MERIDIAN MARKETING CORP.	\$548.38	0.0007%	\$1,145.31	\$1,188.38			\$1,188.38
274	KOCH ENERGY TRADING, LP	Morill Lynch	\$16,959.44	0.0181%	\$28,278.37	\$1,798.73	\$1,763.18	\$1,733.54	\$5,295.45
275	MG NATURAL GAS CORP	MG NATURAL GAS CORP	\$145.10	0.0002%	\$257.10	\$266.77			\$266.77
276	MIDDLE TENNESSEE NATURAL GAS UTIL DIST.	MIDDLE TENNESSEE NATURAL GAS UTIL DIST.	\$361,928.50	0.4055%	\$641,297.38	\$40,791.62	\$39,885.34	\$39,319.25	\$120,080.22
277	MIRANT ENERGY TRADING, LLC	Mirant Corporation	\$2,700.19	0.0031%	\$4,784.44	\$4,964.35			\$4,964.35
278	BETHLEHEM STEEL CORPORATION	Liberal Steel USA	\$118,625.00	0.1344%	\$210,644.79	\$13,392.33	\$13,127.62	\$12,906.05	\$39,426.90
279	MONSANTO COMPANY	MONSANTO COMPANY	\$591.28	0.0007%	\$1,047.58	\$1,087.08			\$1,087.08
280	MONTEAGLE PUBLIC UTILITY BOARD	MONTEAGLE PUBLIC UTILITY BOARD	\$4,502.72	0.0051%	\$7,978.33	\$8,278.35			\$8,278.35
281	MOREHEAD UTILITY PLANT BOARD	MOREHEAD UTILITY PLANT BOARD	\$34,905.79	0.0395%	\$61,849.20	\$3,934.10	\$3,859.34	\$3,791.52	\$11,681.97
282	MORGANTOWN CITY OF	MORGANTOWN CITY OF	\$30,855.00	0.0349%	\$54,671.65	\$3,477.55	\$3,408.82	\$3,351.52	\$10,237.89
283	DARTMOUTH POWER ASSOCIATES L.P.	Monte Energy Group	\$25,218.00	0.0285%	\$44,683.51	\$2,842.23	\$2,785.05	\$2,739.22	\$8,357.50
284	MOULTON CITY OF	MOULTON CITY OF	\$9,000.31	0.0102%	\$15,947.55	\$1,014.33	\$994.34	\$977.63	\$2,986.36
285	MT PLEASANT GAS SYSTEM	MT PLEASANT GAS SYSTEM	\$22,623.80	0.0256%	\$40,441.25	\$2,572.39	\$2,521.54	\$2,478.16	\$7,573.09
288	MURPHY EXPLORATION & PRODUCTION COMPANY	Murphy Oil Corp.	\$1,375.24	0.0018%	\$2,436.77	\$2,528.41			\$2,528.41
287	WESTVACO CORPORATION	MWV Corporation	\$79,692.25	0.0905%	\$141,684.28	\$9,012.25	\$8,834.12	\$8,685.63	\$28,531.99
288	ORCHARD GAS CORPORATION	NATIONAL ENERGY & GAS TRANSMISSION, INC.	\$47,230.08	0.0534%	\$83,698.50	\$5,323.13	\$5,171.91	\$5,130.21	\$15,671.25
289	NATIONAL FUEL GAS DISTRIBUTION CORP.	National Fuel Gas Company	\$6,479,853.88	7.3318%	\$11,481,586.19	\$730,320.38	\$715,885.00	\$703,652.03	\$2,160,057.41
290	NATIONAL FUEL GAS SUPPLY CORP.	National Fuel Gas Company	\$59,821.80	0.0077%	\$105,997.83	\$6,742.23	\$6,609.03	\$6,497.94	\$19,849.28
291	NATIONAL FUEL RESOURCES INC	National Fuel Gas Company	\$18,033.11	0.0204%	\$31,692.60	\$2,032.45	\$1,992.27	\$1,958.78	\$5,983.50
292	NATIONAL GAS & OIL CORP	NATIONAL GAS & OIL CORP	\$18,134.26	0.0205%	\$32,131.91	\$2,043.65	\$2,003.45	\$1,969.77	\$6,017.06
293	BOSTON GAS CO	National Grid USA	\$4,104,015.43	4.8438%	\$7,271,652.57	\$452,548.41	\$453,405.78	\$445,794.58	\$1,361,738.86
294	NIAGARA MOHAWK POWER CORPORATION	National Grid USA	\$2,830,458.17	3.3167%	\$5,192,448.58	\$330,281.11	\$323,752.83	\$318,311.02	\$972,344.97
295	COLONIAL GAS CO	National Grid USA	\$1,844,594.10	2.0971%	\$3,268,417.25	\$207,897.38	\$203,788.12	\$200,352.74	\$612,048.25
298	ENERGYNORTH NATURAL GAS INC	National Grid USA	\$1,270,528.67	1.4376%	\$2,251,233.10	\$143,196.37	\$140,365.97	\$138,006.83	\$421,588.97
287	KEYSPAN ENERGY DELIVERY NEW YORK	National Grid USA	\$1,187,131.42	1.3423%	\$2,163,465.81	\$133,797.20	\$131,152.58	\$128,948.10	\$393,897.88
298	THE NARRAGANSETT ELECTRIC COMPANY	National Grid USA	\$974,581.20	1.1631%	\$1,727,381.93	\$109,875.26	\$107,703.48	\$105,893.15	\$323,471.89
299	THE NARRAGANSETT ELECTRIC COMPANY	National Grid USA	\$817,236.64	0.9247%	\$1,448,063.17	\$92,107.72	\$90,287.14	\$88,769.54	\$271,164.40
300	ESSEX COUNTY GAS CO	National Grid USA	\$589,874.80	0.6683%	\$1,039,523.02	\$68,121.95	\$66,814.59	\$65,325.55	\$194,652.49
301	LONG ISLAND LIGHTING CO	National Grid USA	\$373,712.81	0.4228%	\$662,177.88	\$42,119.79	\$41,287.26	\$40,593.28	\$124,006.33
302	BOSTON-EL PASO ENERGY MARKETING CO.	National Grid USA	\$133,549.83	0.1511%	\$238,835.56	\$15,051.91	\$14,764.39	\$14,508.23	\$44,312.70
303	BOSTON-ENRON	National Grid USA	\$133,468.33	0.1510%	\$238,491.15	\$15,042.72	\$14,745.39	\$14,487.54	\$44,285.65
304	NEW ENGLAND POWER COMPANY	National Grid USA	\$83,017.30	0.0939%	\$147,097.50	\$9,358.57	\$9,171.63	\$9,017.47	\$27,545.63
305	ESSEX-BOSTON	National Grid USA	\$39,194.12	0.0443%	\$69,447.66	\$4,417.42	\$4,330.11	\$4,257.33	\$13,004.66
306	ESSEX-ENRON	National Grid USA	\$27,037.00	0.0306%	\$47,906.58	\$3,047.24	\$2,996.00	\$2,936.80	\$8,970.89
307	ESSEX-EL PASO ENERGY MARKETING CO.	National Grid USA	\$27,036.51	0.0306%	\$47,905.72	\$3,047.19	\$2,996.66	\$2,936.75	\$8,970.89
308	SELECT ENERGY NEW YORK, INC.	National Grid USA	\$1,709.62	0.0019%	\$3,029.26	\$3,143.18			\$3,143.18
309	PROVIDENCE ENERGY SERVICES INC.	National Grid USA	\$7.65	0.0000%	\$13.50	\$14.07			\$14.07
310	NATURAL GAS OF KENTUCKY	NATURAL GAS OF KENTUCKY	\$119.33	0.0014%	\$211.44	\$219.39			\$219.39
311	NEBI INTEGRATED ENERGY RESOURCES, INC.	NEBI INTEGRATED ENERGY RESOURCES, INC.	\$0.33	0.0000%	\$0.58	\$0.60			\$0.60
312	NEW ALBANY CITY OF	NEW ALBANY CITY OF	\$54,714.88	0.0519%	\$98,948.70	\$8,165.71	\$8,044.82	\$7,949.22	\$18,154.74
313	NJR ENERGY SERVICES COMPANY	New Jersey Resources	\$59,788.16	0.0665%	\$104,183.66	\$6,826.92	\$6,495.94	\$6,396.75	\$19,509.61
314	NEW JERSEY NATURAL GAS CO	New Jersey Resources	\$9,829.58	0.0077%	\$12,101.25	\$765.74	\$764.52	\$741.84	\$2,266.10
315	NEXEN PETROLEUM SALES U.S.A. INC.	Nexen Inc.	\$687.04	0.0008%	\$1,181.83	\$1,228.37			\$1,228.37
316	NICOR GAS COMPANY	Nicor Inc.	\$4,059,740.62	4.6544%	\$7,259,986.58	\$461,729.40	\$452,602.94	\$444,995.35	\$1,359,327.68
317	BAY STATE GAS COMPANY	NiSource Inc.	\$2,498,085.86	2.8265%	\$4,426,332.65	\$279,584.66	\$271,650.03	\$267,881.04	\$828,881.04
318	NORTHERN INDIANA PUBLIC SERVICE COMPANY	NiSource Inc.	\$2,306,194.97	2.6944%	\$4,048,323.06	\$259,822.71	\$254,785.13	\$250,602.55	\$765,210.40
319	COLUMBIA GAS OF OHIO INC	NiSource Inc.	\$1,159,500.91	1.3119%	\$2,054,507.09	\$130,803.08	\$129,100.00	\$127,546.83	\$384,729.90
320	COLUMBIA GAS OF PENNSYLVANIA INC	NiSource Inc.	\$1,021,812.11	1.1355%	\$1,775,100.53	\$112,910.54	\$110,678.77	\$108,818.42	\$332,407.73
321	NORTHERN UTILITIES INC	NiSource Inc.	\$505,358.28	0.5718%	\$895,430.11	\$56,957.08	\$55,831.26	\$54,892.82	\$167,681.14
322	COLUMBIA GAS OF KENTUCKY INC	NiSource Inc.	\$242,099.22	0.2739%	\$428,557.15	\$27,285.09	\$26,745.78	\$26,296.22	\$80,327.10
323	COLUMBIA ENERGY SERVICES	NiSource Inc.	\$127,758.71	0.2351%	\$236,121.97	\$23,415.49	\$22,852.68	\$22,568.98	\$68,935.02
324	COLUMBIA GAS TRANSMISSION CORPORATION	NiSource Inc.	\$24,150.60	0.0273%	\$42,792.20	\$2,721.92	\$2,668.12	\$2,623.28	\$8,013.33
325	ENERGYUSA-TPC CORP	NiSource Inc.	\$24,047.78	0.0272%	\$42,610.01	\$2,710.34	\$2,658.78	\$2,612.11	\$7,978.21
326	COLUMBIA ENERGY MARKETING CORPORATION	NiSource Inc.	\$8.27	0.0000%	\$11.11	\$11.53			\$11.53
327	NOBLE ENERGY MARKETING, INC.	Noble Energy, Inc.	\$95,690.53	0.1083%	\$169,667.24	\$10,785.83	\$10,572.64	\$10,384.93	\$31,753.39
328	NOBLE GAS PIPELINE, INC.	Noble Energy, Inc.	\$320.73	0.0004%	\$568.20	\$569.57			\$569.57
329	NORANDAL USA, INC.	Norandal Usa, Inc.	\$17,100.00	0.0183%	\$30,299.31	\$1,927.28	\$1,889.18	\$1,857.43	\$5,673.89
330	PROJECT PENNY PRODUCERS, THE	Norco	\$85,334.38	0.0969%	\$151,203.11	\$9,817.72	\$9,427.62	\$9,299.16	\$28,314.50
331	NORTH ALABAMA GAS DISTRICT	NORTH ALABAMA GAS DISTRICT	\$121,511.46	0.1375%	\$215,304.00	\$13,695.11	\$13,424.41	\$13,198.77	\$40,318.29
332	YANKEE GAS SERVICES COMPANY	Northeast Utilities Service Company	\$1,659,927.88	1.7638%	\$2,762,071.03	\$175,689.73	\$172,210.25	\$169,322.36	\$517,229.17
333	NORTHWEST ALABAMA GAS DISTRICT	NORTHWEST ALABAMA GAS DISTRICT	\$10,560.00	0.0116%	\$19,111.15	\$1,190.18	\$1,168.65	\$1,147.04	\$3,603.88
334	NSTAR GAS COMPANY	NSTAR	\$2,050,580.87	2.3202%	\$3,633,403.07	\$231,113.39	\$226,545.25	\$222,737.35	\$680,395.99
335	PIVOTAL UTILITY HOLDINGS, INC.	NUI Corp.	\$670,939.15	0.7591%	\$1,188,828.39	\$75,818.90	\$74,124.29	\$72,870.37	\$222,621.62
336	NUI ENERGY, INC.	NUI Corp.	\$6.12	0.0000%	\$10.84	\$11.25			\$11.25
337	NYCOTEX GAS TRANSPORT	NYCOTEX GAS TRANSPORT	\$3,360.00	0.0038%	\$5,553.55	\$8,177.43			\$8,177.43
338	OAK RIDGE UTILITY DISTRICT	OAK RIDGE UTILITY DISTRICT	\$110,662.00	0.1245%	\$195,017.72	\$12,404.68	\$12,169.49	\$11,955.11	\$36,619.28
339	OCCIDENTAL CHEMICAL CORPORATION	Occidental Petroleum Corporation	\$3,010.11	0.0036%	\$10,848.25	\$677.38	\$663.99	\$652.83	\$1,994.19
340	OXY USA, INC.	Occidental Petroleum Corporation	\$225.47	0.0003%	\$399.51	\$414.53			\$414.53
341	VINTAGE PETROLEUM INC	Occidental Petroleum Corporation	\$52.98	0.0001%	\$93.88	\$97.41			\$97.41
342	OLIN CORPORATION	Olin Corporation	\$2,380.32	0.0027%	\$4,217.65	\$4,376.27			\$4,376.27
343	OLIVE HILL CITY OF	OLIVE HILL CITY OF	\$7,936.71	0.0090%	\$14,062.88	\$894.52	\$878.84	\$862.10	\$2,633.45
344	ONEOK ENERGY SERVICES COMPANY, L.P.	ONEOK, Inc	\$33,611.85	0.0380%	\$59,559.67	\$3,788.28	\$3,713.40	\$3,650.88	\$11,152.66
345	ONX GATHERING COMPANY, L. C.	ONX GATHERING COMPANY, L. C.	\$35.76	0.0000%	\$63.38	\$65.75			\$65.75
346	OPTIMUM ENERGY SOURCES, INC.	OPTIMUM ENERGY SOURCES, INC.	\$10.95	0.0000%	\$19.40	\$20.13			\$20.13
347	OSRAM SYLVANIA, INC.	Osram Sylvania, Inc.	\$13,764.42	0.0156%	\$24,389.03	\$1,651.34	\$1,620.87	\$1,495.11	\$4,667.12
348	PARSONS, CITY OF	PARSONS, CITY OF	\$18,437.48	0.0209%	\$32,669.17	\$2,078.02	\$2,036.55	\$2,002.71	\$6,117.67
349	PELICAN GAS MANAGEMENT, INC.	PELICAN GAS MANAGEMENT, INC.	\$0.08	0.0000%	\$0.14	\$0.15			\$0.15
350	PEMEX GAS Y PETROQUIMICA BASICA	PEMEX	\$133,200.00	0.1507%	\$238,015.70	\$15,012.48	\$14,715.75	\$14,468.40	\$44,198.62
351	NORTH SHORE GAS COMPANY	Peoples Energy Corporation	\$10,425.27	0.0118%	\$18,472.43	\$1,174.99	\$1,151.77	\$1,132.41	\$3,487.17
352	DELMARVA POWER & LIGHT CO	Peppco Holdings Inc	\$31,415.75	0.0355%	\$55,665.24	\$3,540.76	\$3,470.77	\$3,412.43	\$10,423.95
353	PERRY GAS COMPANIES, INC.	Perry Gas Companies, Inc.	\$320.72	0.0004%	\$568.20	\$589.65			\$589.65
354	PERRY GAS PROCESSORS, INC.	Perry Gas Companies, Inc.	\$78.00	0.0001%	\$134.65	\$139.73			\$139.73
355	PETRO SOURCE GAS VENTURES	PETRO SOURCE GAS VENTURES	\$85.25	0.0001%	\$151.05	\$156.73			\$156.73
356	PETROCOM ENERGY GROUP, LTD.	Petrocom Energy Group, LTD	\$5,297.10	0.0059%	\$9,385.88	\$9,738.84			\$9,738.84
357	KCS ENERGY MARKETING INC	Petrohawk Energy Corporation	\$285.53	0.0003%	\$505.93	\$524.95			\$524.95
358	SELKIRK COGEN PARTNERS, L. P.	PG&E Corporation	\$661,927.91	0.7490%	\$1,172,883.23	\$74,603.45	\$73,128.85	\$71,899.66	\$219,631.96
359	PG&E TEXAS VGM, L.P.	PG&E Corporation	\$84,168.91	0.0952%	\$149,134.48	\$9,486.14	\$9,298.64	\$9,142.34	\$27,921.72
360	NEST ENERGY TRADING-GAS CORPORATION	PG&E Corporation	\$15,830.75	0.0179%	\$28,050.34	\$1,784.23	\$1,748.86	\$1,719.50	\$5,252.75
361	PIEDMONT NATURAL GAS COMPANY INC	Piedmont Natural Gas Company, Inc.	\$2,129,579.63	2.4909%	\$3,773,380.15	\$240,017.05	\$235,272.92	\$231,318.32	\$708,608.29
362	PITTSBURGH CORNING CORPORATION	Pittsburgh Corning Corporation	\$77,053.43	0.0872%	\$135,530.18	\$8,684.41	\$8,512.75	\$8,	

Tennessee Gas Pipeline Company  
PCB/HSL Interim Refund Allocation  
Docket Nos. RP91-203 and RP92-132

Line No.	Shipper Name	Holding Company	PCB Revenues		Interim Refund Amount of \$169.6 MM	Jul 1, 2009 refund with interest	Oct 1, 2009 refund with interest	Jan 1, 2010 refund	Total Dec. 16, 2009 Installment
			Collected	%					
364	POGO PRODUCING COMPANY	Plains Exploration & Production Company	\$3,660.95	0.0041%	\$8,488.79	\$8,730.73			\$8,730.73
365	POLARIS PIPELINE CORP THE	POLARIS PIPELINE CORP THE	\$10.44	0.0000%	\$18.50	\$18.19			\$18.19
366	POINTOTOG MISSISSIPPI, CITY OF	POINTOTOG MISSISSIPPI, CITY OF	\$35,082.97	0.0397%	\$52,163.14	\$3,054.07	\$3,675.92	\$3,810.77	\$11,640.75
367	PORTLAND, TENNESSEE CITY OF	PORTLAND, TENNESSEE CITY OF	\$46,784.34	0.0529%	\$32,843.53	\$5,289.51	\$5,165.35	\$5,078.53	\$15,513.39
368	POWELL GLUNCH UTILITY DISTRICT	Powell Church Utility District	\$69,748.21	0.0789%	\$123,538.13	\$7,891.10	\$7,705.68	\$7,578.18	\$23,142.91
369	PPL GAS UTILITIES CORPORATION	PPL	\$466,668.74	0.5168%	\$809,522.78	\$51,492.10	\$50,474.32	\$48,626.92	\$161,592.34
370	PRIOR INTRASTATE CORP	PRIOR INTRASTATE CORP	\$30.33	0.0000%	\$53.74	\$55.76			\$55.76
371	PROCTER AND GAMBLE PAPER PRODUCTS CO	Proctor & Gamble Company	\$811,419.94	0.8918%	\$1,083,368.68	\$68,910.88	\$67,548.80	\$68,413.41	\$202,973.09
372	PROGAS INC.	PROGAS INC.	\$1.40	0.0000%	\$2.59	\$2.68			\$2.68
373	PROJECT ORANGE ASSOCIATES LLC	Project Orange Associates LP	\$60,000.00	0.0679%	\$106,313.38	\$8,762.39	\$8,628.71	\$8,517.30	\$19,908.39
374	PROVENCAL VILLAGE OF	PROVENCAL VILLAGE OF	\$1,205.53	0.0014%	\$2,136.07	\$2,216.40			\$2,216.40
375	PS ENERGY GROUP, INC.	PS Energy Group Inc.	\$1,153.05	0.0013%	\$2,043.08	\$2,119.91			\$2,119.91
376	PUBLIC SERVICE ELECTRIC AND GAS CO	Public Service Enterprise Group, Inc.	\$1,857,402.19	2.1018%	\$3,291,113.54	\$208,341.05	\$205,203.25	\$201,764.09	\$616,288.39
377	PULASKI CITY OF	PULASKI CITY OF	\$3,134.70	0.0035%	\$5,554.34	\$6,763.21			\$6,763.21
378	RANGE ENERGY SERVICES COMPANY	Range Energy Services Company	\$1,832.21	0.0021%	\$3,246.47	\$3,388.55			\$3,388.55
379	PAWTUCKET POWER ASSOCIATES L.P.	Red Rock Power Partners	\$24,108.62	0.0274%	\$42,877.29	\$2,727.34	\$2,673.43	\$2,628.49	\$8,029.26
380	RELIANT ENERGY SERVICES, INC.	Reliant Energy Inc.	\$22,811.46	0.0258%	\$40,419.40	\$2,571.00	\$2,520.18	\$2,477.82	\$7,568.99
381	RELIANT ENERGY HILAP	Reliant Energy Inc.	\$107.02	0.0011%	\$189.53	\$196.76			\$196.76
382	RENAISSANCE ENERGY (U.S.) INC.	RENAISSANCE ENERGY (U.S.) INC.	\$217.31	0.0002%	\$385.05	\$389.53			\$389.53
383	RESOURCE ENERGY SERVICES CO., LLC	RESOURCE ENERGY SERVICES CO., LLC	\$2,839.52	0.0032%	\$5,031.32	\$5,220.52			\$5,220.52
384	ROANOKE GAS COMPANY	ROG Resources Inc.	\$173,213.30	0.1660%	\$308,914.88	\$19,622.23	\$19,136.36	\$18,814.70	\$57,473.29
385	RICHMOND, CITY OF VIRGINIA	RICHMOND, CITY OF VIRGINIA	\$7,391.20	0.0084%	\$101,680.88	\$8,488.35	\$8,340.50	\$8,233.92	\$19,042.77
386	RIDGETOP NATURAL GAS, CITY OF	RIDGETOP NATURAL GAS, CITY OF	\$2,384.94	0.0027%	\$4,225.85	\$4,384.78			\$4,384.78
387	RILEY NATURAL GAS COMPANY	RILEY NATURAL GAS COMPANY	\$577.53	0.0007%	\$1,024.03	\$1,052.54			\$1,052.54
388	RIPLEY CITY OF	RIPLEY CITY OF	\$42,668.09	0.0485%	\$75,840.87	\$4,830.44	\$4,734.97	\$4,655.38	\$14,220.79
389	ROCKWOOD WATER SEWER & GAS	ROCKWOOD WATER SEWER & GAS	\$31,437.63	0.0358%	\$55,704.02	\$3,643.22	\$3,473.18	\$3,414.81	\$10,431.21
390	RUSSELLVILLE, ALABAMA GAS BOARD CITY OF	RUSSELLVILLE, ALABAMA GAS BOARD CITY OF	\$30,817.95	0.0346%	\$54,251.84	\$3,450.84	\$3,392.63	\$3,325.77	\$10,169.24
391	SAINT-GOBAIN CONTAINERS L.L.C.	Saint-Gobain Corporation	\$72,000.00	0.0816%	\$127,676.06	\$8,114.85	\$7,954.46	\$7,820.07	\$23,900.07
392	RHONE-POULENC AG COMPANY	Sanoel-Aventis	\$4,660.00	0.0053%	\$8,292.44	\$8,604.28			\$8,604.28
393	RHONE-POULENC BASIC CHEMICALS	Sanoel-Aventis	\$4,599.05	0.0052%	\$8,149.01	\$8,455.45			\$8,455.45
394	SANTA FER MINERALS INC	Santa Fe Minerals Inc.	\$750.52	0.0008%	\$1,329.84	\$1,379.85			\$1,379.85
395	SAVANNAH CITY OF	SAVANNAH CITY OF	\$28,666.32	0.0327%	\$51,147.93	\$3,253.42	\$3,185.11	\$3,135.51	\$9,780.03
396	PUBLIC SERVICE CO. OF NO. CAROLINA, INC.	SCANA Corporation	\$174,698.15	0.1977%	\$309,545.85	\$19,689.58	\$19,300.40	\$18,975.99	\$57,965.98
397	SCANA ENERGY MARKETING, INC.	SCANA Corporation	\$14,136.18	0.0160%	\$25,047.75	\$1,693.24	\$1,661.75	\$1,635.40	\$4,990.40
398	SCOTTSDALE, KY CITY OF	SCOTTSDALE, KY CITY OF	\$25,763.40	0.0292%	\$45,649.91	\$2,903.70	\$2,846.30	\$2,788.46	\$8,648.46
399	SETEL GAS & ENERGY CORP.	Setel Inc.	\$8,449.77	0.0095%	\$14,672.08	\$952.34	\$933.52	\$917.83	\$2,803.89
400	SEMPRA ENERGY TRADING LLC	Sempra Energy	\$19,417.85	0.0191%	\$28,751.85	\$1,840.33	\$1,807.47	\$1,780.00	\$49,577.81
401	SEMPRA ENERGY TRADING SERVICES CORP.	Sempra Energy	\$58,637.23	0.0780%	\$123,389.48	\$7,848.65	\$7,693.42	\$7,564.11	\$23,106.08
402	SENIATOBIA CITY OF	SENIATOBIA CITY OF	\$43,328.52	0.0490%	\$76,769.46	\$4,883.16	\$4,786.63	\$4,705.17	\$14,376.95
403	SEVIER COUNTY UTILITY DISTRICT	Sevier County Utility District	\$49,418.44	0.0559%	\$87,564.03	\$5,668.77	\$5,568.77	\$5,467.91	\$16,397.30
404	SIPCO GAS TRANSMISSION CORP	Sevier County Utility District	\$50.82	0.0001%	\$89.63	\$91.88			\$91.88
405	SHEFFIELD, ALABAMA CITY OF	SHEFFIELD, ALABAMA CITY OF	\$55,197.23	0.0624%	\$97,785.68	\$6,219.95	\$6,097.01	\$5,994.52	\$18,311.48
406	SHELL ENERGY NORTH AMERICA (US), L.P.	Shell Oil Company	\$189,866.79	0.1922%	\$300,965.22	\$19,146.06	\$18,765.84	\$18,481.20	\$56,382.90
407	CATEX CORAL ENERGY, L.L.C.	Shell Oil Company	\$31,840.68	0.0360%	\$58,417.98	\$3,588.03	\$3,517.70	\$3,450.57	\$10,594.90
408	CATEX VITOL GAS, INC.	Shell Oil Company	\$24,471.37	0.0277%	\$43,360.57	\$2,768.08	\$2,703.56	\$2,658.12	\$8,110.76
409	PENNZOIL PRODUCTS COMPANY	Shell Oil Company	\$2,408.00	0.0027%	\$4,282.54	\$4,412.46			\$4,412.46
410	SHELL ENERGY SERVICES, LLC	Shell Oil Company	\$0.74	0.0000%	\$1.31	\$1.36			\$1.36
411	SHUQUALAK TOWN OF	SHUQUALAK TOWN OF	\$3,507.57	0.0040%	\$6,216.03	\$6,448.75			\$6,448.75
412	SMITH PRODUCTION INC	Smith Production Inc.	\$850.28	0.0010%	\$1,517.23	\$1,674.28			\$1,674.28
413	SOLUTIA, INC.	Solutia, Inc.	\$18,828.00	0.0190%	\$29,813.82	\$1,896.40	\$1,858.81	\$1,827.67	\$5,682.88
414	SOMERSET GAS SERVICE	SOMERSET GAS SERVICE	\$1,043.00	0.0012%	\$1,848.08	\$1,817.58			\$1,817.58
415	SOUTH JERSEY RESOURCES GROUP, LLC	South Jersey Industries	\$5,842.42	0.0066%	\$10,352.12	\$650.48	\$645.46	\$634.61	\$1,938.55
416	SOUTHERN INDIANA GAS & ELECTRIC CO	Southern Indiana Gas and Electric Company	\$117,590.68	0.1300%	\$208,339.99	\$13,252.08	\$12,930.15	\$12,771.80	\$39,014.03
417	TRUNKLINE GAS COMPANY, LLC	Southern Union Company	\$426.00	0.0005%	\$754.03	\$783.21			\$783.21
418	SOUTHWEST GAS DISTRIBUTORS INC	SOUTHWEST GAS DISTRIBUTORS INC	\$19.07	0.0000%	\$33.79	\$35.06			\$35.06
419	UNION GAS LIMITED	Spectra Energy Corporation	\$2,619.00	0.0030%	\$4,640.58	\$4,815.09			\$4,815.09
420	EAST TENNESSEE NATURAL GAS COMPANY	Spectra Energy Partners	\$7,481.28	0.0085%	\$13,268.00	\$843.19	\$826.62	\$812.63	\$2,482.34
421	SPRINGFIELD CITY OF	SPRINGFIELD CITY OF	\$89,082.29	0.1008%	\$167,844.17	\$10,040.15	\$9,841.70	\$9,676.27	\$28,658.11
422	STAND ENERGY CORPORATION	Stand Energy Corporation	\$251.57	0.0003%	\$445.76	\$462.52			\$462.52
423	DISTRIGAS OF MASSACHUSETTS LLC	Suez Energy North America	\$464,702.78	0.5269%	\$823,402.05	\$52,374.03	\$51,339.70	\$50,476.75	\$154,191.39
424	SUPERIOR NATURAL GAS CORPORATION	SUPERIOR NATURAL GAS CORPORATION	\$959.83	0.0011%	\$1,718.43	\$1,783.05			\$1,783.05
425	SWEETWATER UTILITIES BOARD	SWEETWATER UTILITIES BOARD	\$9,511.41	0.0108%	\$16,853.18	\$1,072.00	\$1,050.81	\$1,033.14	\$3,155.85
426	T W PHILLIPS GAS & OIL CO	T W Phillips Gas and Oil Company	\$276,069.20	0.3124%	\$489,148.44	\$31,113.91	\$30,499.63	\$29,985.99	\$91,598.23
427	TECO GAS MARKETING COMPANY	TECO Energy	\$460.64	0.0005%	\$816.20	\$846.89			\$846.89
428	KINDER MORGAN TEXAS PIPELINE, L.P.	Tejasa Gas Marketing Company	\$10.40	0.0000%	\$18.43	\$19.12			\$19.12
429	TENNESSEE AIR NATIONAL GUARD	TENNESSEE AIR NATIONAL GUARD	\$4,900.93	0.0056%	\$9,694.54	\$9,021.50			\$9,021.50
430	TENNESSEE VALLEY AUTHORITY	TENNESSEE VALLEY AUTHORITY	\$1,014.83	0.0022%	\$3,393.05	\$3,620.65			\$3,620.65
431	TEXAS GENERAL LAND OFFICE	TEXAS GENERAL LAND OFFICE	\$13.84	0.0000%	\$24.52	\$25.45			\$25.45
432	TEXAS-OHIO GAS INC	Texas-Ohio Gas Inc.	\$13,722.23	0.0165%	\$24,314.29	\$1,540.58	\$1,516.01	\$1,490.53	\$4,653.13
433	TEXEX ENERGY PARTNERS, LTD.	TEXEX ENERGY PARTNERS, LTD.	\$11,508.48	0.0130%	\$20,393.53	\$1,297.19	\$1,271.65	\$1,250.18	\$3,818.02
434	UNION CARBIDE CORPORATION	The Dow Chemical Company	\$203,398.27	0.2301%	\$390,395.76	\$22,924.04	\$22,470.93	\$22,093.23	\$67,488.20
435	UCAR CARBON COMPANY INC	The Dow Chemical Company	\$60,966.65	0.0677%	\$90,307.28	\$5,744.28	\$5,630.72	\$5,538.08	\$16,911.06
436	TITKON COMPANY, THE	The Titkon Company	\$57,259.37	0.0649%	\$101,457.28	\$6,453.49	\$6,325.93	\$6,210.80	\$18,999.03
437	LITKOBE STEEL COMPANY	The Williams Group & Hols Holdings, LLC	\$6,089.60	0.0069%	\$10,807.82	\$687.46	\$673.88	\$657.55	\$2,023.89
438	WILLIAMS GAS MARKETING, INC.	The Williams Company Inc.	\$8,706.05	0.0098%	\$15,428.18	\$991.23	\$981.83	\$965.68	\$2,888.72
439	TRANSCO ENERGY MARKETING COMPANY (TEMCO)	The Williams Company Inc.	\$3,454.46	0.0039%	\$6,120.92	\$6,351.10			\$6,351.10
440	TRANSCO GAS MKTG CO AGT FOR TRANSCO PL	The Williams Company Inc.	\$3,029.26	0.0034%	\$5,367.51	\$5,659.38			\$5,659.38
441	TISHOMINGO NATURAL GAS DEPT TOWN OF	TISHOMINGO NATURAL GAS DEPT TOWN OF	\$3,846.68	0.0044%	\$6,819.44	\$7,076.88			\$7,076.88
442	TORCH ENERGY MARKETING INC.	Torch Energy Advisors Inc.	\$344.94	0.0004%	\$611.20	\$634.18			\$634.18
443	TORCH GAS, LC	TORCH GAS, LC	\$9.36	0.0000%	\$16.58	\$17.21			\$17.21
444	OCEAN STATE POWER	TransCanada Corporation	\$278,071.68	0.3133%	\$490,585.89	\$31,205.17	\$30,588.38	\$30,074.23	\$91,867.78
445	OCEAN STATE POWER II	TransCanada Corporation	\$240,000.00	0.2716%	\$425,253.52	\$27,049.51	\$26,514.86	\$26,069.18	\$79,633.55
446	TRANSCANADA ENERGY MARKETING USA, INC.	TransCanada Corporation	\$47,378.16	0.1688%	\$81,137.84	\$16,810.45	\$16,282.13	\$16,006.45	\$48,901.03
447	TRANSCANADA GAS SERVICES INC.	TransCanada Corporation	\$8,662.63	0.0100%	\$15,703.42	\$988.66	\$979.12	\$962.66	\$2,940.84
448	TRIAD ENERGY RESOURCES CORP.	Triad Energy Resources Corporation	\$356.13	0.0004%	\$631.02	\$654.76			\$654.76
449	TRONOX LLC	Tronox	\$88,465.88	0.1114%	\$174,470.64	\$11,097.72	\$10,870.37	\$10,695.52	\$32,671.61
450	TUSCUMBIA, AL WATER WORKS & GAS BOARD	TUSCUMBIA, AL WATER WORKS & GAS BOARD	\$24,370.42	0.0275%	\$43,181.69	\$2,746.70	\$2,692.41	\$2,647.16	\$8,086.26
451	PG ENERGY INC.	UGI Corporation	\$1,076,420.47	1.2179%	\$1,907,298.32	\$121,319.23	\$118,921.40	\$116,922.50	\$357,163.27
452	UGI UTILITIES, INC.	UGI Corporation	\$262,169.40	0.2983%	\$484,535.25	\$29,548.14	\$28,995.50	\$28,477.26	\$86,989.50
453	HONESDALE GAS COMPANY	UGI Corporation	\$83,399.04	0.1000%	\$166,633.34	\$9,953.13	\$9,766.20	\$9,602.04	\$29,331.37
454	PG ENERGY SERVICES INC.	UGI Corporation	\$5,012.63	0.0064%	\$9,544.96	\$10,318.94			\$10,318.94

Tennessee Gas Pipeline Company  
PCB/HSL Interim Refund Allocation  
Docket Nos. RP91-203 and RP92-132

Line No.	Shipper Name	Holding Company	PCB Revenue Collected		Interim Refund Amount at \$156.6 MM		Jul 1, 2009 refund with Interest	Oct 1, 2009 refund with Interest	Jan 1, 2010 refund	Total Dec. 18, 2009 Installment
			(c)	(d)	(e)	(f)				
455	UNICOI COUNTY UTILITY DISTRICT	UNICOI COUNTY UTILITY DISTRICT	\$21,304.78	0.0241%	\$37,749.89	\$2,401.18	\$2,853.72	\$2,314.10	\$7,069.08	
456	UNITED STATES DEPARTMENT OF ENERGY	UNITED STATES DEPARTMENT OF ENERGY	\$101,868.94	0.1153%	\$160,800.62	\$11,481.27	\$11,264.34	\$11,065.17	\$33,809.77	
457	FITCHBURG GAS AND ELECTRIC LIGHT CO	Utiliti Corporation	\$360,066.93	0.4074%	\$637,937.10	\$40,661.70	\$39,779.67	\$39,110.93	\$119,472.20	
458	UNITED STATES GYPSUM COMPANY	USG Corporation	\$65,391.45	0.0740%	\$116,866.44	\$7,370.03	\$7,224.35	\$7,102.92	\$21,697.31	
459	USGEN NEW ENGLAND, INC.	USGEN NEW ENGLAND, INC.	\$24,780.00	0.0280%	\$43,807.43	\$2,792.80	\$2,737.66	\$2,691.04	\$8,222.18	
460	VAIL TRADING, L.L.C.	VAIL TRADING COMPANY	\$64,724.83	0.0732%	\$114,685.26	\$7,294.90	\$7,180.71	\$7,030.51	\$21,476.12	
461	SIGCORP ENERGY SERVICES, INC.	Vedren Corporation	\$20,004.91	0.0226%	\$36,446.49	\$2,254.69	\$2,210.11	\$2,172.97	\$6,637.76	
462	VERNON PARISH, GAS UTILITY	VERNON PARISH, GAS UTILITY	\$912.44	0.0010%	\$1,616.75	\$1,677.55			\$1,677.55	
463	VINA GAS BOARD OF THE TOWN OF	VINA GAS BOARD OF THE TOWN OF	\$1,715.44	0.0019%	\$3,039.56	\$3,153.87			\$3,153.87	
464	VISTA RESOURCES INC	Vista Resources Inc.	\$2,041.80	0.0023%	\$3,817.84	\$3,753.89			\$3,753.89	
465	VISY PAPER, INC.	Visy Industries	\$3.31	0.0000%	\$5.88	\$6.09			\$6.09	
466	WALNUT TOWN OF	WALNUT TOWN OF	\$5,469.00	0.0082%	\$9,890.47	\$10,054.89			\$10,054.89	
467	SELMER UTILITY DIVISION	Waller Oil and Gas Corporation	\$18,230.10	0.0206%	\$32,301.73	\$2,054.65	\$2,014.04	\$1,980.19	\$6,048.87	
468	WALTER OIL & GAS CORPORATION	Waller Oil and Gas Corporation	\$480.00	0.0005%	\$815.07	\$845.72			\$845.72	
469	WARD MANUFACTURING INC	Ward Manufacturing	\$1,626.50	0.0017%	\$2,704.78	\$2,806.50			\$2,806.50	
470	WAYNESBORO CITY OF	WAYNESBORO CITY OF	\$8,697.29	0.0075%	\$11,866.87	\$764.63	\$739.91	\$727.47	\$2,222.21	
471	WHEELED ELECTRIC POWER COMPANY	Wepco	\$2.19	0.0000%	\$3.88	\$4.03			\$4.03	
472	WEST TENNESSEE PUBLIC UTILITY DISTRICT	WEST TENNESSEE PUBLIC UTILITY DISTRICT	\$164,867.81	0.1848%	\$295,671.35	\$18,807.05	\$18,435.32	\$18,125.45	\$56,367.82	
473	WESTFIELD, CITY OF, GAS & ELECTRIC LIGHT	WESTFIELD, CITY OF, GAS & ELECTRIC LIGHT	\$155,186.04	0.1766%	\$274,381.05	\$17,490.99	\$17,145.28	\$16,857.08	\$51,493.33	
474	WEYERHAEUSER COMPANY	Weyerhaeuser Company	\$1,250.50	0.0014%	\$2,216.76	\$2,239.07			\$2,239.07	
475	WASHINGTON GAS LIGHT CO	WGL Holdings Inc.	\$165,110.58	0.1869%	\$292,657.70	\$18,809.00	\$18,241.18	\$17,934.57	\$54,784.75	
476	CALEDONIA POWER I, LLC	Wood Group Power Solutions	\$7,080.32	0.0080%	\$12,610.11	\$795.74	\$780.01	\$788.90	\$2,342.66	
477	E PRIME INC.	Xcel Energy Inc	\$4,850.75	0.0055%	\$8,595.00	\$8,919.21			\$8,919.21	
478	CENERPRISE, INC.	Xcel Energy Inc	\$2,122.36	0.0024%	\$3,760.59	\$3,902.00			\$3,902.00	
479	NORTH AMERICAN ENERGY CONSERVATION INC.	York Research Corporation	\$1,479.94	0.0017%	\$2,622.29	\$2,720.90			\$2,720.90	
480	YUMA GAS CORPORATION	YUMA GAS CORPORATION	\$58.79	0.0006%	\$99.12	\$1,027.35			\$1,027.35	
481	Grand Total		\$88,380,220	100.0000%	\$156,600,000	\$10,452,411	\$9,732,663	\$9,569,071	\$29,754,146	



5151 San Felipe, Suite 2500  
Houston, TX 77056

Direct: 713.267.4759  
Fax: 713.267.4755  
jdowns@nisource.com

**Jim Downs**  
Vice President of Regulatory Affairs

December 18, 2009

Ms. Kimberly D. Bose, Secretary  
Federal Energy Regulatory Commission  
888 First Street, N.E.  
Washington, DC 20426

Re: *Columbia Gas Transmission, LLC*, Docket No. RP10-\_\_\_\_-000  
Penalty Revenue Crediting Report

Dear Secretary Bose:

Pursuant to Section 19.7 of the General Terms and Conditions ("GTC") of Columbia Gas Transmission, LLC's ("Columbia") FERC Gas Tariff, Third Revised Volume No. 1, Columbia must file a report with the Federal Energy Regulatory Commission ("Commission") within 60 days of the close of each Columbia contract year (November 1 to October 31) showing any Penalty Revenues Columbia has received during the contract year, any Columbia costs netted against the Penalty Revenues, and the resulting Penalty Revenue credits due to Non-Penalized Shippers for each month of the contract year.

In compliance with GTC Section 19.7, Columbia is providing the attached Penalty Revenue Crediting Report for the 2008-2009 contract year. As further detailed in the attached Report, Columbia collected from its shippers Penalty Revenues totaling \$408,572.23, inclusive of interest.<sup>1</sup> Columbia did not incur any costs that it would propose to net against the Penalty Revenues. Finally, the attached report reflects the calculation of the Non-Penalized Shippers' monthly allocation percentage and their respective Penalty Revenue credits.<sup>2</sup> In accordance with GTC Section 19.7(c), Columbia allocated penalties collected each month to all shippers not assessed penalties during that month based upon those shippers' monthly commodity volumes. Columbia included the applicable Penalty Revenue credits on the Non-Penalized Shippers' December invoice for November service.

Columbia requests that the Commission accept this Penalty Revenue Crediting Report and approve the Report as reflecting the proper disposition of Penalty Revenue Credits pursuant to GTC Section 19.7.

---

<sup>1</sup> See Appendices A and C.

<sup>2</sup> See, Appendix B.

**Waiver**

Columbia respectfully requests that the Commission grant any waivers which it may deem necessary to accept this filing.

**Posting and Certification of Service**

Pursuant to Sections 154.2(d), 154.7(b) and 154.208(b) of the Commission's regulations, a copy of this filing is being sent by first-class mail, postage prepaid, by Columbia to each of Columbia's firm customers, interruptible customers and affected state commissions for those who have not elected to receive service electronically. This filing is also available for public inspection during regular business hours in a convenient form and place at Columbia's offices at 5151 San Felipe, Suite 2500, Houston, Texas, 77056 and 1700 MacCorkle Avenue, S.E., Charleston, West Virginia.

**Subscription**

Pursuant to Section 154.4(b) of the Commission's regulations, the undersigned certifies that: (1) he knows the contents of the filing; (2) the paper copies of the filing contain the same information as that contained on the electronic media; (3) the contents are true to the best of his knowledge and belief; and (4) that he possesses full power and authority to sign the filing.

**Service On Columbia**

It is respectfully submitted that all Commission orders and correspondence as well as pleadings and correspondence from other persons concerning this filing be served upon the following:

\*James R. Downs, Vice President of Regulatory Affairs  
\*Cynthia Donaldson, Director Regulatory & Government Affairs  
\*Sorana Linder, Senior Rates & Regulatory Analyst  
Columbia Gas Transmission, LLC  
5151 San Felipe, Suite 2500  
Houston, Texas 77056  
Phone: (713) 267-4759  
Email: [jdowns@nisource.com](mailto:jdowns@nisource.com)  
[cdonaldson@nisource.com](mailto:cdonaldson@nisource.com)  
[slinder@nisource.com](mailto:slinder@nisource.com)

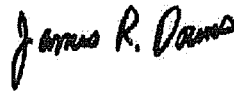
Kimberly D. Bose, Secretary  
Federal Energy Regulatory Commission  
December 18, 2009  
Page 3 of 3

\*Alyssa A. Schindler, Attorney  
NiSource Corporate Services Company  
5151 San Felipe, Suite 2500  
Houston, TX 77056  
Phone: (713) 267-4752  
Email: [aschindler@nsource.com](mailto:aschindler@nsource.com)

Kurt Krieger, Assistant General Counsel  
NiSource Corporate Services Company  
1700 MacCorkle Avenue S.E.  
Charleston, WV 25325-1273  
Phone: (304) 357-3225  
Email: [kkrieger@nsource.com](mailto:kkrieger@nsource.com)

\* Persons designated to receive service in accordance with Rule 203 of the Commission's Rules of Practice and Procedure, 18 C.F.R. § 385.203 (2009).

Respectfully submitted,



James R. Downs  
Vice President of Regulatory Affairs

Enclosures

# Appendix A

COLUMBIA GAS TRANSMISSION, LLC.  
SUMMARY OF PENALTY REVENUE CREDITS  
FOR THE CONTRACT MONTHS NOVEMBER 2008 THRU OCTOBER 2009

Name	Cust. No.	Total Credit Amount
ARISTECH CHEMICAL CORPORATION	000054	0.00
BALTIMORE GAS & ELECTRIC COMPA	000074	22,371.15
CALGON CARBON CORPORATION	000141	346.86
CARGILL, INC	000153	31.08
WATERVILLE GAS COMPANY	000162	39.04
CENTRAL HUDSON GAS & ELECTRIC	000165	650.63
DUKE ENERGY OHIO, INC.	000187	1,507.26
CITY OF CHARLOTTESVILLE	000193	1,693.42
CITY OF LANCASTER	000197	1,613.38
CITY OF RICHMOND	000198	2,618.95
COLUMBIA GAS OF KENTUCKY, INC	000208	12,455.95
COLUMBIA GAS OF MARYLAND, INC.	000209	2,966.02
COLUMBIA GAS OF OHIO, INC.	000214	66,870.42
COLUMBIA GAS OF PENNSYLVANIA	000221	36,918.04
CORNING NATURAL GAS CORPORATION	000261	35.65
DELTA NATURAL GAS COMPANY, INC 284	000284	84.64
ELAM UTILITY COMPANY, INC.	000322	13.64
GENERAL MOTORS CORPORATION	000383	152.95
OSRAM SYLVANIA, INC.	000421	668.34
HONDA OF AMERICA MFG, INC.	000453	890.02
ALLEGHENY TECHNOLOGIES, INC.	000500	277.07
MOUNTAINEER GAS COMPANY	000633	4,050.38
NEW YORK STATE ELECTRIC & GAS	000666	4,465.62
ORANGE & ROCKLAND UTILITIES, I	000700	4,107.03
PPL GAS UTILITIES CORPORATION	000723	168.13
REYNOLDS METALS CO.	000774	18.91
RICHMOND UTILITIES BOARD	000778	82.03
SHELDON GAS COMPANY, INC.	000821	14.17
SOUTH JERSEY GAS COMPANY	000838	1,672.43
SUNOCO, INC. R&M	000874	136.93
UNITED STATES GYPSUM COMPANY	000919	256.37
UGI UTILITIES INC.	000942	2,539.07
DUKE ENERGY KENTUCKY, INC.	000976	287.20
VIRGINIA NATURAL GAS, INC.	000996	11,787.25
WASHINGTON GAS LIGHT COMPANY	001006	34,619.80
WATERVILLE GAS & OIL COMPANY	001010	61.87
PIKE NATURAL GAS COMPANY	001063	114.16
STAND ENERGY CORPORATION	001076	3,555.77
CONOCOPHILLIPS COMPANY	001129	229.75
BLACKSVILLE OIL AND GAS COMPAN	001471	1.81
JOHNS MANVILLE	001493	(16.32)
RILEY NATURAL GAS COMPANY	001631	34.12
MINNESOTA MINING & MANUFACTURI	001672	193.50
NORTHEAST OHIO NATURAL GAS	001684	231.03
TOYOTA MOTOR ENGINEERING & MAN	001691	487.08
SNYDERS OF HANOVER, INC.	001697	0.00
DELMARVA POWER & LIGHT COMPANY	001860	2,145.72
PIEDMONT NATURAL GAS COMPANY,	001871	59.95
ARLINGTON NATURAL GAS COMPANY	002277	19.34



CITY OF CARLISLE	002280	0.00
CITY OF FLEMINGSBURG	002282	46.84
NATURAL ENERGY UTILITY CORPORA	002283	0.00
NATIONAL GAS & OIL COOPERATIVE	002287	24.35
SWICKARD GAS COMPANY	002291	0.00
T. W. PHILLIPS GAS AND OIL CO.	002292	2,390.98
VANCEBURG ELECTRIC LIGHT, HEAT	002294	0.00
WESTERN LEWIS-RECTORVILLE WATE	002296	0.00
VILLAGE OF WILLIAMSPORT, OHIO	002298	5.95
ENERGYUSA -TPC CORP.	002378	(899.25)
NEW JERSEY NATURAL GAS COMPANY	002407	276.56
EAST OHIO GAS COMPANY	002412	1,604.39
OHIO CUMBERLAND GAS COMPANY	002436	(51.63)
EASTERN AMERICAN ENERGY CORPOR	002562	4,103.28
GAS MARKETING, INC.	002604	0.00
HESS CORPORATION	002651	14,959.62
EAST RESOURCES, INC.	002660	0.09
CABOT OIL & GAS MARKETING CORP	003858	352.01
ORWELL NATURAL GAS COMPANY	004098	(23.85)
EQUITABLE PRODUCTION COMPANY	004289	7,058.49
INTERSTATE NATURAL GAS COMPANY	004487	563.15
JOSEPH E. PAULEY	004544	2.48
SNYDER ARMCLAR GAS CO.	004586	552.10
THE NARRAGANSETT ELECTRIC COMPANY	004719	6,240.69
NATIONAL FUEL GAS DISTRIBUTION	004789	1,496.35
UTZ QUALITY FOODS, INC.	005036	0.00
HOPE GAS, INC. DBA DOMINION HO	005264	(1.07)
MARATHON PETROLEUM COMPANY LLC	005920	1,868.15
EXCO-NORTH COAST ENERGY , INC.	006028	101.50
PANDA BRANDYWINE LP	006280	42.16
HOPEWELL COGENERATION LIMITED	006370	22.27
KNG ENERGY, INC.	006374	27.52
M & B GAS SERVICES, INC.	006525	129.93
INTERSTATE GAS SUPPLY, INC.	006542	5,334.80
BP ENERGY COMPANY	006654	8,357.26
LEXMARK INTERNATIONAL, INC.	006823	32.55
TENASKA MARKETING VENTURES	006853	589.13
MACQUARIE COOK ENERGY, LLC	006932	31.66
J. W. KINZER DRILLING COMPANY	006952	7.71
SOUTHERN TIER TRANSMISSION COR	007030	228.19
JEFFERSON GAS TRANSMISSION COM	007311	(0.72)
PTC ALLIANCE CORP.	007469	0.01
MOUNTAIN STATE UNIVERSITY, INC	007667	2.59
OXFORD NATURAL GAS COMPANY	007704	84.84
INDECK OLEAN LIMITED PARTNERSH	007718	52.90
SOUTHEASTERN NATURAL GAS COMPA	007720	53.35
SOUTHEASTERN NATURAL GAS COMPANY	007720	1.02
SPRAGUE ENERGY CORP.	007921	78.04
NATIONAL FUEL RESOURCES, INC.	007976	0.30
COLUMBUS SOUTHERN POWER COMPAN	008044	160.13
PPL ENERGYPLUS,LLC	008073	1,378.79
SEMPRA ENERGY TRADING LLC	008077	0.00
COBRA PETROLEUM PRODUCTION COR	008134	155.36
COLUMBIA GAS OF VIRGINIA, INC.	008238	13,196.05
UGI UTILITIES INC AS AGENT FOR	008412	5,567.66
DTE ENERGY TRADING, INC	008455	(37.76)
HONEYWELL INTERNATIONAL, INC.	008715	13,276.88

Appendix A  
Sheet 3 of 4

PENN VIRGINIA CORP.	008852	0.08
RELIANT ENERGY SERVICES INC.	009336	0.00
WALD LLC	009928	6.23
UGI ENERGY SERVICES INCORPORAT	009980	9,003.43
CORAL ENERGY RESOURCES L P	010188	(8.48)
ATMOS ENERGY MARKETING, LLC	010216	265.55
INTEGRYS ENERGY SERVICES, INC.	010236	2,185.27
THE EASTON UTILITIES COMMISSIO	010274	125.64
WASHINGTON GAS ENERGY SERVICES	010306	6,493.96
PROLIANCE ENERGY L.L.C.	010316	4,045.53
ONEOK ENERGY SERVICES COMPANY,	010392	20.20
SOUTH JERSEY RESOURCES GROUP,	010394	1,057.19
ECONNERGY ENERGY COMPANY, INC.	010455	0.00
SUEZ ENERGY MARKETING NA, INC.	010530	887.60
CHESAPEAKE UTILITIES CORP DELA	010535	(17.79)
CHESAPEAKE UTILITIES CORP MARY	010536	(0.75)
TIGER NATURAL GAS, INC.	010628	0.64
ENERGY AMERICA, LLC	010664	1,855.04
OCCIDENTAL ENERGY MARKETING, I	010679	781.33
EQUITABLE ENERGY, L.L.C.	010685	228.76
PEPCO ENERGY SERVICES, INC.	010686	31.73
VIRGINIA POWER SERVICES ENERGY	010738	12,127.48
VIRGINIA POWER ENERGY MARKETIN	010740	530.47
UNION RURAL ELECTRIC COOPERATI	010744	4.12
DELTA NATURAL GAS COMPANY, INC 10754	010754	(21.29)
DELTA NATURAL GAS COMPANY, INC 10755	010755	8.38
MOUNTAIN STATE PRODUCTION, INC	010793	1.61
NAMI RESOURCES COMPANY, LLC	010811	160.40
CUMBERLAND VALLEY RESOURCES, L	010813	92.68
ALLEGHENY ENERGY SUPPLY COMPAN	010824	367.18
CONECTIV ENERGY SUPPLY, INC.	010831	6,277.92
DPL ENERGY, INC.	010846	15.44
CONSTELLATION ENERGY COMMODITI	010851	(2,017.47)
EXELON ENERGY COMPANY	010868	1,437.44
DOMINION FIELD SERVICES, INC.	010891	3,200.73
VECTREN ENERGY DELIVERY OF OHI	010892	1.18
MX ENERGY INC.	010893	192.78
DOMINION RETAIL, INC.	010908	5.09
METROMEDIA ENERGY	010922	28.26
SPARK ENERGY GAS, LP	010967	2.94
SEQUENT ENERGY MANAGEMENT, L.P	011121	175.35
VOLUNTEER ENERGY SERVICES, INC	011128	976.18
T&F EXPLORATION, L.P.	011131	112.12
VECTREN RETAIL, LLC	011144	103.16
PSEG ENERGY RESOURCES AND TRAD	011171	198.83
KIDN MARKETING, LTD.	011195	52.15
CENTRAL MOTOR WHEEL OF AMERICA	011201	194.72
FPL ENERGY POWER MARKETING, IN	011203	0.87
CNX GAS COMPANY, LLC	011213	676.11
FORTUNA ENERGY INC.	011266	0.85
CIMA ENERGY, LTD.	011273	188.75
ROCK SPRINGS GENERATION, LLC	011283	562.91
CED ROCK SPRINGS, LLC	011284	0.00
EAGLE ENERGY PARTNERS I, L.P.	011289	3,798.41
ISG ACQUISITION, INC.	011294	1,742.01
STATOIL NATURAL GAS LLC	011303	1,675.34
MEADWESTVACO CORPORATION	011305	1,142.99

Appendix A  
Sheet 4 of 4

DELTA ENERGY, LLC	011332	3,359.03
CONSTELLATION NEWENERGY-GAS DI	011362	0.00
NRG POWER MARKETING, LLC	011374	0.69
HESS ENERGY NEW YORK COMPANY,	011376	(127.11)
UNITED ENERGY TRADING, LLC	011380	10.28
SUNOCO POWER GENERATION L.L.C.	011385	7,702.36
ISG WEIRTON, INC.	011386	1,053.74
HARD ROCK EXPLORATION, INC	011396	143.69
BUNGE NORTH AMERICA	011407	813.40
ENERGY CORPORATION OF AMERICA	011423	14.95
ESERVICES, INC.	011449	56.28
NEWPAGE CORPORATION	011478	163.59
NCL NATURAL RESOURCES, LLC	011488	132.60
COMMERCE ENERGY, INC.	011495	183.26
CHESAPEAKE APPALACHIA, LLC	011551	5,870.24
UGI PENN NATURAL GAS, INC.	011615	806.82
PIVOTAL UTILITY HOLDINGS, INC.	011630	413.32
FORTIS ENERGY MARKETING & TRAD	011635	0.88
PIVOTAL UTILITY HOLDINGS, INC	011657	43.82
HUSKY MARKETING AND SUPPLY COM	011678	1,060.48
JOHN D. OIL & GAS MARKETING	011715	137.47
ESERVICES, LLC	011732	61.44
SEVERSTAL SPARROWS POINT, LLC	011735	6,148.26
SHELL ENERGY NORTH AMERICA (US	011738	495.25
NAEA ROCK SPRINGS, LLC	451023	1,620.49
UGI CENTRAL PENN GAS, INC.	3021059	1,470.53
CNE GAS SUPPLY, LLC	3841069	2,987.81
		<u>408,572.23</u>

# Appendix B

COLUMBIA GAS TRANSMSSION, LLC  
ALLOCATION OF PENALTY REFUND  
FOR THE CONTRACT MONTH OF OCTOBER 2007

CUSTOMER NAME	CUST NO.	INVOICED DTH	ALLOCATION PERCENTAGE	REFUND AMOUNT
ARISTECH CHEMICAL CORPORATION	000054	0	0.0000%	0.00
BALTIMORE GAS & ELECTRIC COMPANY	000074	2,851,900	6.0347%	385.34
BLUEFIELD GAS COMPANY	000109	0	0.0000%	0.00
CALGON CARBON CORPORATION	000141	26,842	0.0568%	3.63
CARGILL, INC	000153	230,000	0.4867%	31.08
CENTRAL HUDSON GAS & ELECTRIC	000165	118,254	0.2502%	15.98
DUKE ENERGY OHIO, INC.	000187	532,207	1.1262%	71.91
CITY OF CHARLOTTESVILLE	000193	0	0.0000%	0.00
CITY OF LANCASTER	000197	115,303	0.2440%	15.58
CITY OF RICHMOND	000198	714,594	1.5121%	96.55
COLUMBIA GAS OF KENTUCKY, INC	000208	158,449	0.3353%	21.41
COLUMBIA GAS OF MARYLAND, INC.	000209	167,968	0.3554%	22.70
COLUMBIA GAS OF OHIO, INC.	000214	4,609,169	9.7532%	622.78
COLUMBIA GAS OF PENNSYLVANIA,	000221	3,475,144	7.3535%	469.56
CORNING NATURAL GAS CORPORATIO	000261	312	0.0007%	0.04
DELTA NATURAL GAS COMPANY, INC 284	000284	8,308	0.0176%	1.12
E. I. DU PONT DE NEMOURS AND C	000309	0	0.0000%	0.00
ELAM UTILITY COMPANY, INC.	000322	1,616	0.0034%	0.22
GENERAL MOTORS CORPORATION	000383	11,533	0.0244%	1.56
GLEN GERY CORPORATION	000394	0	0.0000%	0.00
OSRAM SYLVANIA, INC.	000421	90,000	0.1904%	12.16
INTERNATIONAL PAPER COMPANY	000429	0	0.0000%	0.00
HONDA OF AMERICA MFG, INC.	000453	218,585	0.4625%	29.53
ALLEGHENY TECHNOLOGIES, INC.	000500	44,736	0.0947%	6.04
MOUNTAINEER GAS COMPANY	000633	2,280,448	4.8255%	308.13
NEW YORK STATE ELECTRIC & GAS	000666	294,168	0.6225%	39.75
ORANGE & ROCKLAND UTILITIES, I	000700	150,364	0.3182%	20.32
PPL GAS UTILITIES CORPORATION	000723	148,156	0.3135%	20.02
REYNOLDS METALS CO.	000774	0	0.0000%	0.00
RICHMOND UTILITIES BOARD	000778	4,257	0.0090%	0.58
ROANOKE GAS COMPANY	000784	0	0.0000%	0.00
SHELDON GAS COMPANY, INC.	000821	22	0.0000%	0.00
SOUTH JERSEY GAS COMPANY	000838	709,506	1.5013%	95.87
SUBURBAN NATURAL GAS COMPANY	000870	0	0.0000%	0.00
SUNOCO, INC. R&M	000874	0	0.0000%	0.00
UNITED STATES GYPSUM COMPANY	000919	0	0.0000%	0.00
TYSON FOODS, INC.	000930	0	0.0000%	0.00
UGI UTILITIES INC.	000942	578,530	1.2242%	78.17
DUKE ENERGY KENTUCKY, INC.	000976	151,609	0.3208%	20.49
VIRGINIA NATURAL GAS, INC.	000996	974,431	2.0619%	131.66
WASHINGTON GAS LIGHT COMPANY	001006	1,096,770	2.3208%	148.19
WATERVILLE GAS & OIL COMPANY	001010	0	0.0000%	0.00
WHEELING PITTSBURGH STEEL CORP	001036	0	0.0000%	0.00
WATERVILLE GAS COMPANY	001062	0	0.0000%	0.00
PIKE NATURAL GAS COMPANY	001063	6,352	0.0134%	0.86
STAND ENERGY CORPORATION	001076	361,707	0.7654%	48.87
CONOCOPHILLIPS COMPANY	001129	10,224	0.0216%	1.38
FORD MOTOR COMPANY	001232	0	0.0000%	0.00
BLACKSVILLE OIL AND GAS COMPAN	001471	51	0.0001%	0.01
JOHNS MANVILLE	001493	2,635	0.0056%	0.36
RILEY NATURAL GAS COMPANY	001631	2,284	0.0048%	0.31
MINNESOTA MINING & MANUFACTURI	001672	29,130	0.0616%	3.94
NORTHEAST OHIO NATURAL GAS	001684	31,045	0.0657%	4.19
TOYOTA MOTOR ENGINEERING & MAN	001691	97,717	0.2068%	13.20
SNYDERS OF HANOVER, INC.	001697	25,141	0.0000%	0.00
DELMARVA POWER & LIGHT COMPANY	001860	291,128	0.6160%	39.34

Appendix B  
Sheet 2 of 39

PIEDMONT NATURAL GAS COMPANY,	001871	0	0.0000%	0.00
MARATHON OIL COMPANY	001886	0	0.0000%	0.00
PUBLIC SERVICE COMPANY OF NORT	002218	0	0.0000%	0.00
ARLINGTON NATURAL GAS COMPANY	002277	127	0.0003%	0.02
CITY OF CARLISLE	002280	2,494	0.0000%	0.00
CITY OF FLEMINGSBURG	002282	4,712	0.0100%	0.64
NATURAL ENERGY UTILITY CORPORA	002283	0	0.0000%	0.00
NATIONAL GAS & OIL COOPERATIVE	002287	122	0.0003%	0.02
SWICKARD GAS COMPANY	002291	45	0.0000%	0.00
T. W. PHILLIPS GAS AND OIL CO.	002292	134,278	0.2841%	18.14
VANCEBURG ELECTRIC LIGHT, HEAT	002294	0	0.0000%	0.00
WESTERN LEWIS-RECTORVILLE WATE	002296	0	0.0000%	0.00
VILLAGE OF WILLIAMSPORT, OHIO	002298	844	0.0018%	0.11
ENERGYUSA -TPC CORP.	002378	34,096	0.0721%	4.61
NEW JERSEY NATURAL GAS COMPANY	002407	2,219	0.0047%	0.30
EAST OHIO GAS COMPANY	002412	59,031	0.1249%	7.98
OHIO CUMBERLAND GAS COMPANY	002436	38	0.0001%	0.01
EASTERN AMERICAN ENERGY CORPOR	002562	185,487	0.3925%	25.06
GAS MARKETING, INC.	002604	1,600	0.0000%	0.00
HESS CORPORATION	002651	2,145,898	4.5408%	289.95
EAST RESOURCES, INC.	002660	28	0.0001%	0.00
EMPIRE NATURAL GAS CORPORATION	002721	0	0.0000%	0.00
CABOT OIL & GAS MARKETING CORP	003858	0	0.0000%	0.00
ORWELL NATURAL GAS COMPANY	004098	463	0.0010%	0.06
EQUITABLE PRODUCTION COMPANY	004289	2,790,775	5.9054%	377.09
INTERSTATE NATURAL GAS COMPANY	004487	108,830	0.2303%	14.70
SNYDER ARMCLAR GAS CO.	004586	30,806	0.0652%	4.16
NATIONAL FUEL GAS DISTRIBUTION	004789	42,746	0.0905%	5.78
UTZ QUALITY FOODS, INC.	005036	29,264	0.0000%	0.00
HOPE GAS, INC. DBA DOMINION HO	005264	4,489	0.0095%	0.61
MARATHON PETROLEUM COMPANY LLC	005920	242,575	0.5133%	32.78
NORTHERN INDUSTRIAL ENERGY DEV	006149	0	0.0000%	0.00
PANDA BRANDYWINE LP	006280	360,000	0.7618%	48.64
HOPEWELL COGENERATION LIMITED	006370	176,638	0.3738%	23.87
KNG ENERGY, INC.	006374	4,150	0.0088%	0.56
M & B GAS SERVICES, INC.	006525	20,387	0.0431%	2.75
INTERSTATE GAS SUPPLY, INC.	006542	749,717	1.5864%	101.30
BP ENERGY COMPANY	006654	2,161,109	4.5730%	292.01
AK STEEL CORPORATION	006718	0	0.0000%	0.00
LEXMARK INTERNATIONAL, INC.	006823	6,467	0.0137%	0.87
TENASKA MARKETING VENTURES	006853	237,080	0.5017%	32.03
J. W. KINZER DRILLING COMPANY	006952	0	0.0000%	0.00
SOUTHERN TIER TRANSMISSION COR	007030	0	0.0000%	0.00
TOTAL GAS & POWER NORTH AMERIC	007249	0	0.0000%	0.00
JEFFERSON GAS TRANSMISSION COM	007311	1,443	0.0031%	0.19
PTC ALLIANCE CORP.	007469	0	0.0000%	0.00
MOUNTAIN STATE UNIVERSITY, INC	007667	806	0.0017%	0.11
OXFORD NATURAL GAS COMPANY	007704	52,641	0.1114%	7.11
INDECK OLEAN LIMITED PARTNERSH	007718	391,528	0.8285%	52.90
SOUTHEASTERN NATURAL GAS COMPA	007720	0	0.0000%	0.00
SPRAGUE ENERGY CORP.	007921	20,181	0.0427%	2.73
NATIONAL FUEL RESOURCES, INC.	007976	2,190	0.0046%	0.30
MOUNTAINEER GAS SERVICES INC.	008013	0	0.0000%	0.00
COLUMBUS SOUTHERN POWER COMPAN	008044	126,201	0.2670%	17.05
PPL ENERGYPLUS,LLC	008073	111,381	0.2357%	15.05
SEMPRA ENERGY TRADING LLC	008077	0	0.0000%	0.00
COBRA PETROLEUM PRODUCTION COR	008134	16,221	0.0343%	2.19
COLUMBIA GAS OF VIRGINIA, INC.	008238	999,722	2.1154%	135.08
REPUBLIC ENGINEERED PRODUCTS,	008319	0	0.0000%	0.00
UGI UTILITIES INC AS AGENT FOR	008412	1,310,540	2.7732%	177.08
DTE ENERGY TRADING, INC	008455	7,899	0.0167%	1.07
HONEYWELL INTERNATIONAL, INC.	008715	1,555,743	3.2920%	210.21
PENN VIRGINIA CORP.	008852	0	0.0000%	0.00

RELIANT ENERGY SERVICES INC.	009336	7,922	0.0000%	0.00
WALD LLC	009928	961	0.0020%	0.13
UGI ENERGY SERVICES INCORPORAT	009980	1,067,012	2.2578%	144.17
CORAL ENERGY RESOURCES L P	010188	0	0.0000%	0.00
ATMOS ENERGY MARKETING, LLC	010216	0	0.0000%	0.00
INTEGRYS ENERGY SERVICES, INC.	010236	203,552	0.4307%	27.50
THE EASTON UTILITIES COMMISSIO	010274	5,952	0.0126%	0.80
COLONIAL ENERGY INC.	010285	0	0.0000%	0.00
WASHINGTON GAS ENERGY SERVICES	010306	808,610	1.7110%	109.26
PROLIANCE ENERGY L.L.C.	010316	495,717	1.0490%	66.98
ONEOK ENERGY SERVICES COMPANY,	010392	24,856	0.0526%	3.36
ECONNERGY ENERGY COMPANY, INC.	010455	0	0.0000%	0.00
SUEZ ENERGY MARKETING NA, INC.	010530	0	0.0000%	0.00
CHESAPEAKE UTILITIES CORP DELA	010535	100,521	0.2127%	13.58
CHESAPEAKE UTILITIES CORP MARY	010536	42,858	0.0907%	5.79
BOLLINGER ENERGY	010558	0	0.0000%	0.00
NOVEC ENERGY SOLUTIONS, INC.	010566	0	0.0000%	0.00
CLEAN GAS INC	010571	0	0.0000%	0.00
UPSTREAM ENERGY SERVICES, L.P.	010618	0	0.0000%	0.00
ENERGETIX, INC.	010627	0	0.0000%	0.00
TIGER NATURAL GAS, INC.	010628	0	0.0000%	0.00
ENERGY AMERICA, LLC	010664	149,106	0.3155%	20.15
E. F. KENILWORTH, LLC	010675	0	0.0000%	0.00
OCCIDENTAL ENERGY MARKETING, I	010679	0	0.0000%	0.00
PEPCO ENERGY SERVICES, INC.	010686	60,760	0.1286%	8.21
CDX GAS, LLC	010713	0	0.0000%	0.00
VIRGINIA POWER SERVICES ENERGY	010738	1,778,192	3.7627%	240.27
VIRGINIA POWER ENERGY MARKETIN	010740	0	0.0000%	0.00
UNION RURAL ELECTRIC COOPERATI	010744	0	0.0000%	0.00
DELTA NATURAL GAS COMPANY, INC 10754	010754	3,421	0.0072%	0.46
DELTA NATURAL GAS COMPANY, INC 10755	010755	6,259	0.0132%	0.85
CORNING INCORPORATED-ST. COLLE	010758	0	0.0000%	0.00
FIRSTENERGY SOLUTIONS CORP.	010781	0	0.0000%	0.00
NJR ENERGY SERVICES COMPANY	010795	0	0.0000%	0.00
SOUTHSTAR ENERGY SERVICES, LLC	010799	0	0.0000%	0.00
NAMI RESOURCES COMPANY, LLC	010811	0	0.0000%	0.00
CUMBERLAND VALLEY RESOURCES, L	010813	20,088	0.0425%	2.71
ALLEGHENY ENERGY SUPPLY COMPAN	010824	21,775	0.0461%	2.94
CONECTIV ENERGY SUPPLY, INC.	010831	1,152,101	2.4379%	155.67
DPL ENERGY, INC.	010846	0	0.0000%	0.00
CONSTELLATION ENERGY COMMODITI	010851	20,000	0.0423%	2.70
EXELON ENERGY COMPANY	010868	0	0.0000%	0.00
DOMINION EXPLORATION & PRODUCT	010883	0	0.0000%	0.00
DOMINION FIELD SERVICES, INC.	010891	0	0.0000%	0.00
VECTREN ENERGY DELIVERY OF OHI	010892	0	0.0000%	0.00
MX ENERGY INC.	010893	38,127	0.0807%	5.15
DOMINION RETAIL, INC.	010908	7,410	0.0157%	1.00
METROMEDIA ENERGY	010922	0	0.0000%	0.00
AGWAY ENERGY SERVICES, LLC	010951	0	0.0000%	0.00
SEQUENT ENERGY MANAGEMENT, L.P	011121	0	0.0000%	0.00
TENASKA GAS STORAGE, LLC	011122	0	0.0000%	0.00
VOLUNTEER ENERGY SERVICES, INC	011128	100,747	0.2132%	13.61
VECTREN RETAIL, LLC	011144	79,649	0.1685%	10.76
PSEG ENERGY RESOURCES AND TRAD	011171	372,325	0.7879%	50.31
KIDN MARKETING, LTD.	011195	8,340	0.0176%	1.13
CENTRAL MOTOR WHEEL OF AMERICA	011201	28,421	0.0601%	3.84
FPL ENERGY POWER MARKETING, IN	011203	6,459	0.0137%	0.87
CNX GAS COMPANY, LLC	011213	0	0.0000%	0.00
HUDSON ENERGY SERVICES, LLC	011234	0	0.0000%	0.00
FORTUNA ENERGY INC.	011266	0	0.0000%	0.00
U.S. GAS & ELECTRIC, INC.	011275	0	0.0000%	0.00
ROCK SPRINGS GENERATION, LLC	011283	86,238	0.1825%	11.65
CED ROCK SPRINGS, LLC	011284	80,974	0.0000%	0.00

Appendix B  
Sheet 4 of 39

EAGLE ENERGY PARTNERS I, L.P.	011289	5,657	0.0120%	0.76
ISG ACQUISITION, INC.	011294	923,174	1.9535%	124.74
STATOIL NATURAL GAS LLC	011303	144,010	0.3047%	19.46
MEADWESTVACO CORPORATION	011305	165,235	0.3496%	22.33
DELTA ENERGY, LLC	011332	466,323	0.9868%	63.01
CONSTELLATION NEWENERGY-GAS DI	011362	0	0.0000%	0.00
HESS ENERGY NEW YORK COMPANY,	011376	90,311	0.1911%	12.20
SUNOCO POWER GENERATION L.L.C.	011385	1,350,278	2.8572%	182.45
ISG WEIRTON, INC.	011386	236,399	0.5002%	31.94
STUYVESANT ENERGY, L.L.C.	011394	0	0.0000%	0.00
BUNGE NORTH AMERICA	011407	105,090	0.2224%	14.20
GEOMET, INC.	011419	0	0.0000%	0.00
ENERGY CORPORATION OF AMERICA	011423	0	0.0000%	0.00
MERRILL LYNCH COMMODITIES, INC	011437	0	0.0000%	0.00
IDT ENERGY, INC.	011445	0	0.0000%	0.00
ESERVICES, INC.	011449	9,966	0.0211%	1.35
INFINITE ENERGY, INC.	011451	0	0.0000%	0.00
PACIFIC SUMMIT ENERGY,LLC	011453	0	0.0000%	0.00
NEWPAGE CORPORATION	011478	102,300	0.2165%	13.82
NCL NATURAL RESOURCES, LLC	011488	0	0.0000%	0.00
NEW ENGLAND GAS COMPANY	011490	0	0.0000%	0.00
COMMERCE ENERGY, INC.	011495	0	0.0000%	0.00
CHAPARRAL VIRGINIA, INC.	011501	0	0.0000%	0.00
ENSPIRE ENERGY, LLC	011509	0	0.0000%	0.00
BEAR ENERGY LP	011538	0	0.0000%	0.00
CHESAPEAKE APPALACHIA, LLC	011551	1,918,159	4.0589%	259.18
COLUMBIA UTILITIES, LLC	011607	0	0.0000%	0.00
UGI PENN NATURAL GAS, INC.	011615	141,327	0.2991%	19.10
PIVOTAL UTILITY HOLDINGS, INC.	011630	0	0.0000%	0.00
FORTIS ENERGY MARKETING & TRAD	011635	6,579	0.0139%	0.89
MITTAL STEEL USA, INC.	011639	0	0.0000%	0.00
PIVOTAL UTILITY HOLDINGS, INC	011657	2,666	0.0056%	0.36
HUSKY MARKETING AND SUPPLY COM	011678	206,164	0.4363%	27.86
		<u>6,702,328</u>	<u>100.00%</u>	<u>6,385.45</u>



COLUMBIA GAS TRANSMSSION, LLC  
ALLOCATION OF PENALTY REFUND  
FOR THE CONTRACT MONTH OF DECEMBER 2007

CUSTOMER NAME	CUST NO.	INVOICED DTH	ALLOCATION PERCENTAGE	REFUND AMOUNT
BALTIMORE GAS & ELECTRIC COMPANY	000074	6,756,010	7.8961%	(11,601.42)
CALGON CARBON CORPORATION	000141	21,335	0.0249%	(36.64)
CENTRAL HUDSON GAS & ELECTRIC	000165	301,038	0.3518%	(516.94)
DUKE ENERGY OHIO, INC.	000187	2,147,828	2.5103%	(3,688.25)
CITY OF CHARLOTTESVILLE	000193	477,379	0.5579%	(819.76)
CITY OF LANCASTER	000197	309,812	0.3621%	(532.01)
CITY OF RICHMOND	000198	1,453,310	1.6986%	(2,495.62)
COLUMBIA GAS OF KENTUCKY, INC	000208	1,821,785	2.1292%	(3,128.37)
COLUMBIA GAS OF MARYLAND, INC.	000209	636,811	0.7443%	(1,093.53)
COLUMBIA GAS OF OHIO, INC.	000214	13,974,147	16.3322%	(23,996.44)
COLUMBIA GAS OF PENNSYLVANIA,	000221	6,314,775	7.3804%	(10,843.73)
CORNING NATURAL GAS CORPORATIO	000261	37,114	0.0434%	(63.73)
DELTA NATURAL GAS COMPANY, INC 284	000284	62,340	0.0729%	(107.05)
ELAM UTILITY COMPANY, INC.	000322	6,769	0.0079%	(11.62)
GENERAL MOTORS CORPORATION	000383	103,004	0.1204%	(176.88)
OSRAM SYLVANIA, INC.	000421	93,000	0.1087%	(159.70)
HONDA OF AMERICA MFG, INC.	000453	356,405	0.4165%	(612.02)
ALLEGHENY TECHNOLOGIES, INC.	000500	46,500	0.0543%	(79.85)
MOUNTAINEER GAS COMPANY	000633	3,440,079	4.0206%	(5,907.30)
NEW YORK STATE ELECTRIC & GAS	000666	1,240,107	1.4494%	(2,129.51)
ORANGE & ROCKLAND UTILITIES, I	000700	976,063	1.1408%	(1,676.10)
PPL GAS UTILITIES CORPORATION	000723	388,708	0.4543%	(667.49)
RICHMOND UTILITIES BOARD	000778	23,986	0.0280%	(41.19)
SHELDON GAS COMPANY, INC.	000821	10,226	0.0120%	(17.56)
SOUTH JERSEY GAS COMPANY	000838	2,133,314	2.4933%	(3,663.33)
UNITED STATES GYPSUM COMPANY	000919	386,816	0.4521%	(664.24)
UGI UTILITIES INC.	000942	1,864,349	2.1790%	(3,201.46)
DUKE ENERGY KENTUCKY, INC.	000976	245,808	0.2873%	(422.10)
VIRGINIA NATURAL GAS, INC.	000996	2,612,286	3.0531%	(4,485.82)
WASHINGTON GAS LIGHT COMPANY	001006	4,037,085	4.7183%	(6,932.48)
WATERVILLE GAS & OIL COMPANY	001010	65,855	0.0770%	(113.09)
WATERVILLE GAS COMPANY	001062	174	0.0002%	(0.30)
PIKE NATURAL GAS COMPANY	001063	42,198	0.0493%	(72.46)
STAND ENERGY CORPORATION	001076	713,181	0.8335%	(1,224.67)
CONOCOPHILLIPS COMPANY	001129	184,512	0.2156%	(316.84)
BLACKSVILLE OIL AND GAS COMPAN	001471	1,502	0.0018%	(2.58)
JOHNS MANVILLE	001493	9,722	0.0114%	(16.69)
RILEY NATURAL GAS COMPANY	001631	2,178	0.0025%	(3.74)
MINNESOTA MINING & MANUFACTURI	001672	31,930	0.0373%	(54.83)
NORTHEAST OHIO NATURAL GAS	001684	84,513	0.0988%	(145.13)
TOYOTA MOTOR ENGINEERING & MAN	001691	214,830	0.2511%	(368.91)
SNYDERS OF HANOVER, INC.	001697	25,141	0.0000%	0.00
DELMARVA POWER & LIGHT COMPANY	001860	682,245	0.7974%	(1,171.55)
PIEDMONT NATURAL GAS COMPANY,	001871	115,000	0.1344%	(197.48)
ARLINGTON NATURAL GAS COMPANY	002277	19,680	0.0230%	(33.79)
CITY OF CARLISLE	002280	12,678	0.0000%	0.00
CITY OF FLEMINGSBURG	002282	19,293	0.0225%	(33.13)
NATURAL ENERGY UTILITY CORPORA	002283	2,637	0.0000%	0.00
NATIONAL GAS & OIL COOPERATIVE	002287	20,453	0.0239%	(35.12)
SWICKARD GAS COMPANY	002291	7,179	0.0000%	0.00
T. W. PHILLIPS GAS AND OIL CO.	002292	451,642	0.5279%	(775.56)
VANCEBURG ELECTRIC LIGHT, HEAT	002294	10,077	0.0000%	0.00
WESTERN LEWIS-RECTORVILLE WATE	002296	6,487	0.0000%	0.00
VILLAGE OF WILLIAMSPORT, OHIO	002298	4,665	0.0055%	(8.01)
ENERGYUSA -TPC CORP.	002378	527,138	0.6161%	(905.20)
NEW JERSEY NATURAL GAS COMPANY	002407	74,893	0.0875%	(128.61)

EAST OHIO GAS COMPANY	002412	167,342	0.1956%	(287.36)
OHIO CUMBERLAND GAS COMPANY	002436	22,165	0.0259%	(38.06)
EASTERN AMERICAN ENERGY CORPOR	002562	254,590	0.2976%	(437.18)
GAS MARKETING, INC.	002604	2,600	0.0000%	0.00
HESS CORPORATION	002651	2,351,474	2.7483%	(4,037.95)
EAST RESOURCES, INC.	002660	477	0.0006%	(0.82)
ORWELL NATURAL GAS COMPANY	004098	14,246	0.0166%	(24.46)
EQUITABLE PRODUCTION COMPANY	004289	3,283,129	0.0000%	0.00
INTERSTATE NATURAL GAS COMPANY	004487	68,063	0.0795%	(116.88)
SNYDER ARMCLAR GAS CO.	004586	41,771	0.0488%	(71.73)
NATIONAL FUEL GAS DISTRIBUTION	004789	49,212	0.0575%	(84.51)
UTZ QUALITY FOODS, INC.	005036	29,264	0.0000%	0.00
HOPE GAS, INC. DBA DOMINION HO	005264	9,279	0.0108%	(15.93)
MARATHON PETROLEUM COMPANY LLC	005920	242,575	0.2835%	(416.55)
PANDA BRANDYWINE LP	006280	326,500	0.3816%	(560.67)
HOPEWELL COGENERATION LIMITED	006370	111,064	0.0000%	0.00
KNG ENERGY, INC.	006374	6,324	0.0074%	(10.86)
M & B GAS SERVICES, INC.	006525	38,078	0.0445%	(65.39)
INTERSTATE GAS SUPPLY, INC.	006542	1,525,886	1.7834%	(2,620.25)
BP ENERGY COMPANY	006654	3,273,173	3.8255%	(5,620.69)
TENASKA MARKETING VENTURES	006853	2,009,094	2.3481%	(3,450.02)
SOUTHERN TIER TRANSMISSION COR	007030	3,000	0.0035%	(5.15)
JEFFERSON GAS TRANSMISSION COM	007311	2,806	0.0033%	(4.82)
MOUNTAIN STATE UNIVERSITY, INC	007667	589	0.0007%	(1.01)
OXFORD NATURAL GAS COMPANY	007704	125,919	0.1472%	(216.23)
SOUTHEASTERN NATURAL GAS COMPA	007720	1,243	0.0015%	(2.13)
SPRAGUE ENERGY CORP.	007921	20,150	0.0236%	(34.60)
COLUMBUS SOUTHERN POWER COMPAN	008044	3,214	0.0038%	(5.52)
PPL ENERGYPLUS,LLC	008073	173,967	0.2033%	(298.74)
COBRA PETROLEUM PRODUCTION COR	008134	19,003	0.0222%	(32.63)
COLUMBIA GAS OF VIRGINIA, INC.	008238	3,720,534	4.3484%	(6,388.90)
UGI UTILITIES INC AS AGENT FOR	008412	1,334,222	1.5594%	(2,291.13)
DTE ENERGY TRADING, INC	008455	24,760	0.0289%	(42.52)
HONEYWELL INTERNATIONAL, INC.	008715	1,544,082	0.0000%	0.00
RELIANT ENERGY SERVICES INC.	009336	790	0.0000%	0.00
WALD LLC	009928	853	0.0010%	(1.46)
UGI ENERGY SERVICES INCORPORAT	009980	1,637,036	1.9133%	(2,811.12)
CORAL ENERGY RESOURCES L P	010188	65,903	0.0000%	0.00
ATMOS ENERGY MARKETING, LLC	010216	36,593	0.0000%	0.00
INTEGRYS ENERGY SERVICES, INC.	010236	306,960	0.3588%	(527.11)
THE EASTON UTILITIES COMMISSIO	010274	9,913	0.0116%	(17.02)
WASHINGTON GAS ENERGY SERVICES	010306	830,408	0.9705%	(1,425.98)
PROLIANCE ENERGY L.L.C.	010316	778,097	0.9094%	(1,336.15)
ONEOK ENERGY SERVICES COMPANY,	010392	76,489	0.0894%	(131.35)
SUEZ ENERGY MARKETING NA, INC.	010530	308,854	0.3610%	(530.36)
CHESAPEAKE UTILITIES CORP DELA	010535	271,200	0.3170%	(465.70)
CHESAPEAKE UTILITIES CORP MARY	010536	109,539	0.1280%	(188.10)
ENERGY AMERICA, LLC	010664	292,310	0.3416%	(501.95)
OCCIDENTAL ENERGY MARKETING, I	010679	140,000	0.1636%	(240.41)
PEPCO ENERGY SERVICES, INC.	010686	37,240	0.0435%	(63.95)
VIRGINIA POWER SERVICES ENERGY	010738	1,088,431	1.2721%	(1,869.05)
VIRGINIA POWER ENERGY MARKETIN	010740	126,355	0.1477%	(216.98)
DELTA NATURAL GAS COMPANY, INC 10754	010754	22,283	0.0260%	(38.26)
DELTA NATURAL GAS COMPANY, INC 10755	010755	27,357	0.0320%	(46.98)
NAMI RESOURCES COMPANY, LLC	010811	213,900	0.2500%	(367.31)
CUMBERLAND VALLEY RESOURCES, L	010813	24,434	0.0286%	(41.96)
ALLEGHENY ENERGY SUPPLY COMPAN	010824	52,126	0.0609%	(89.51)
CONNECTIV ENERGY SUPPLY, INC.	010831	1,105,394	1.2919%	(1,898.18)
DPL ENERGY, INC.	010846	264	0.0000%	0.00
CONSTELLATION ENERGY COMMODITI	010851	1,010,371	1.1809%	(1,735.01)
EXELON ENERGY COMPANY	010868	465,748	0.5443%	(799.78)
DOMINION FIELD SERVICES, INC.	010891	536,906	0.6275%	(921.98)
MX ENERGY INC.	010893	177,489	0.2074%	(304.78)

Appendix B  
Sheet 7 of 39

DOMINION RETAIL, INC.	010909	72,959	0.0853%	(125.29)
VOLUNTEER ENERGY SERVICES, INC	011128	302,678	0.3538%	(519.76)
VECTREN RETAIL, LLC	011144	173,372	0.2026%	(297.71)
PSEG ENERGY RESOURCES AND TRAD	011171	379,914	0.4440%	(652.39)
KIDN MARKETING, LTD.	011195	34,784	0.0407%	(59.73)
CENTRAL MOTOR WHEEL OF AMERICA	011201	26,473	0.0309%	(45.46)
CNX GAS COMPANY, LLC	011213	77,500	0.0906%	(133.08)
FORTUNA ENERGY INC.	011266	6,245	0.0073%	(10.72)
ROCK SPRINGS GENERATION, LLC	011283	6,970	0.0081%	(11.97)
CED ROCK SPRINGS, LLC	011284	7,047	0.0000%	0.00
ISG ACQUISITION, INC.	011294	1,420,325	1.6600%	(2,438.98)
STATOIL NATURAL GAS LLC	011303	121,454	0.1419%	(208.56)
MEADWESTVACO CORPORATION	011305	171,786	0.2008%	(294.99)
DELTA ENERGY, LLC	011332	435,324	0.0000%	0.00
CONSTELLATION NEWENERGY-GAS DI	011362	8,095	0.0000%	0.00
HESS ENERGY NEW YORK COMPANY,	011376	81,127	0.0948%	(139.31)
SUNOCO POWER GENERATION L.L.C.	011385	1,498,408	0.0000%	0.00
ISG WEIRTON, INC.	011386	469,745	0.5490%	(806.65)
BUNGE NORTH AMERICA	011407	103,395	0.1208%	(177.55)
ESERVICES, INC.	011449	8,000	0.0093%	(13.74)
NEWPAGE CORPORATION	011478	102,300	0.1196%	(175.67)
COMMERCE ENERGY, INC.	011495	17,051	0.0199%	(29.28)
CHESAPEAKE APPALACHIA, LLC	011551	436,425	0.0000%	0.00
UGI PENN NATURAL GAS, INC.	011615	239,409	0.2798%	(411.11)
PIVOTAL UTILITY HOLDINGS, INC.	011630	386,425	0.4516%	(663.57)
PIVOTAL UTILITY HOLDINGS, INC	011657	7,960	0.0093%	(13.67)
HUSKY MARKETING AND SUPPLY COM	011678	328,723	0.3842%	(564.48)
		<u>93,084,924</u>	<u>100.00%</u>	<u>(146,926.63)</u>

COLUMBIA GAS TRANSMSSION, LLC  
ALLOCATION OF PENALTY REFUND  
FOR THE CONTRACT MONTH OF FEBRUARY 2008

CUSTOMER NAME	CUST NO.	INVOICED DTH	ALLOCATION PERCENTAGE	REFUND AMOUNT
ARISTECH CHEMICAL CORPORATION	000054	6,860	0.0000%	0.00
BALTIMORE GAS & ELECTRIC COMPANY	000074	6,677,690	8.1372%	17,052.80
BLUEFIELD GAS COMPANY	000109	0	0.0000%	0.00
CALGON CARBON CORPORATION	000141	27,921	0.0340%	71.30
CENTRAL HUDSON GAS & ELECTRIC	000165	247,792	0.3020%	632.79
DUKE ENERGY OHIO, INC.	000187	2,200,415	2.6813%	5,619.19
CITY OF CHARLOTTESVILLE	000193	397,027	0.4838%	1,013.89
CITY OF LANCASTER	000197	334,435	0.4075%	854.05
CITY OF RICHMOND	000198	1,231,724	1.5009%	3,145.45
COLUMBIA GAS OF KENTUCKY, INC	000208	2,594,038	3.1610%	6,624.39
COLUMBIA GAS OF MARYLAND, INC.	000209	705,777	0.8600%	1,802.34
COLUMBIA GAS OF OHIO, INC.	000214	13,385,720	16.3114%	34,183.05
COLUMBIA GAS OF PENNSYLVANIA,	000221	6,968,750	8.4919%	17,796.08
CORNING NATURAL GAS CORPORATIO	000261	42,605	0.0519%	108.80
DELTA NATURAL GAS COMPANY, INC 284	000284	77,485	0.0944%	197.87
E. I. DU PONT DE NEMOURS AND C	000309	0	0.0000%	0.00
ELAM UTILITY COMPANY, INC.	000322	7,278	0.0089%	18.59
GENERAL MOTORS CORPORATION	000383	118,075	0.1439%	301.53
GLEN GERY CORPORATION	000394	0	0.0000%	0.00
OSRAM SYLVANIA, INC.	000421	87,000	0.1060%	222.17
INTERNATIONAL PAPER COMPANY	000429	0	0.0000%	0.00
HONDA OF AMERICA MFG, INC.	000453	342,340	0.4172%	874.23
ALLEGHENY TECHNOLOGIES, INC.	000500	39,000	0.0475%	99.59
MOUNTAINEER GAS COMPANY	000633	4,155,688	5.0640%	10,612.37
NEW YORK STATE ELECTRIC & GAS	000666	1,131,331	1.3786%	2,889.08
ORANGE & ROCKLAND UTILITIES, I	000700	1,109,281	1.3517%	2,832.77
PPL GAS UTILITIES CORPORATION	000723	356,055	0.4339%	909.26
REYNOLDS METALS CO.	000774	0	0.0000%	0.00
RICHMOND UTILITIES BOARD	000778	55,741	0.0679%	142.35
ROANOKE GAS COMPANY	000784	0	0.0000%	0.00
SHELDON GAS COMPANY, INC.	000821	13,614	0.0166%	34.77
SOUTH JERSEY GAS COMPANY	000838	0	0.0000%	0.00
SUBURBAN NATURAL GAS COMPANY	000870	0	0.0000%	0.00
SUNOCO, INC. R&M	000874	54,924	0.0669%	140.26
UNITED STATES GYPSUM COMPANY	000919	0	0.0000%	0.00
TYSON FOODS, INC.	000930	0	0.0000%	0.00
UGI UTILITIES INC.	000942	1,638,924	1.9971%	4,185.32
DUKE ENERGY KENTUCKY, INC.	000976	307,390	0.3746%	784.98
VIRGINIA NATURAL GAS, INC.	000996	2,588,116	3.1538%	6,609.27
WASHINGTON GAS LIGHT COMPANY	001006	4,492,688	5.4746%	11,472.97
WATERVILLE GAS & OIL COMPANY	001010	73,058	0.0890%	186.57
WHEELING PITTSBURGH STEEL CORP	001036	0	0.0000%	0.00
WATERVILLE GAS COMPANY	001062	5,818	0.0071%	14.86
PIKE NATURAL GAS COMPANY	001063	74,928	0.0913%	191.34
STAND ENERGY CORPORATION	001076	778,560	0.9487%	1,988.21
CONOCOPHILLIPS COMPANY	001129	172,608	0.2103%	440.79
FORD MOTOR COMPANY	001232	0	0.0000%	0.00
BLACKSVILLE OIL AND GAS COMPAN	001471	1,840	0.0022%	4.70
JOHNS MANVILLE	001493	0	0.0000%	0.00
RILEY NATURAL GAS COMPANY	001631	12,078	0.0147%	30.84
MINNESOTA MINING & MANUFACTURI	001672	29,870	0.0364%	76.28
NORTHEAST OHIO NATURAL GAS	001684	83,769	0.1021%	213.92
TOYOTA MOTOR ENGINEERING & MAN	001691	199,659	0.2433%	509.87
SNYDERS OF HANOVER, INC.	001697	23,519	0.0000%	0.00
DELMARVA POWER & LIGHT COMPANY	001860	779,829	0.9503%	1,991.45
PIEDMONT NATURAL GAS COMPANY,	001871	104,500	0.1273%	266.86

Appendix B  
Sheet 9 of 39

MARATHON OIL COMPANY	001886	0	0.0000%	0.00
PUBLIC SERVICE COMPANY OF NORT	002218	0	0.0000%	0.00
ARLINGTON NATURAL GAS COMPANY	002277	22,910	0.0279%	58.51
CITY OF CARLISLE	002280	14,503	0.0000%	0.00
CITY OF FLEMINGSBURG	002282	22,379	0.0273%	57.15
NATURAL ENERGY UTILITY CORPORA	002283	5,028	0.0000%	0.00
NATIONAL GAS & OIL COOPERATIVE	002287	27,701	0.0338%	70.74
SWICKARD GAS COMPANY	002291	7,642	0.0000%	0.00
T. W. PHILLIPS GAS AND OIL CO.	002292	589,304	0.7181%	1,504.90
VANCEBURG ELECTRIC LIGHT, HEAT	002294	13,389	0.0000%	0.00
WESTERN LEWIS-RECTORVILLE WATE	002296	6,905	0.0000%	0.00
VILLAGE OF WILLIAMSPORT, OHIO	002298	5,275	0.0064%	13.47
ENERGYUSA -TPC CORP.	002378	0	0.0000%	0.00
NEW JERSEY NATURAL GAS COMPANY	002407	0	0.0000%	0.00
EAST OHIO GAS COMPANY	002412	276,833	0.3373%	706.95
OHIO CUMBERLAND GAS COMPANY	002436	0	0.0000%	0.00
EASTERN AMERICAN ENERGY CORPOR	002562	248,845	0.3032%	635.47
GAS MARKETING, INC.	002604	500	0.0000%	0.00
HESS CORPORATION	002651	0	0.0000%	0.00
EAST RESOURCES, INC.	002660	381	0.0005%	0.97
EMPIRE NATURAL GAS CORPORATION	002721	0	0.0000%	0.00
CABOT OIL & GAS MARKETING CORP	003858	0	0.0000%	0.00
ORWELL NATURAL GAS COMPANY	004098	216	0.0003%	0.55
EQUITABLE PRODUCTION COMPANY	004289	2,988,373	3.6415%	7,631.40
INTERSTATE NATURAL GAS COMPANY	004487	74,729	0.0911%	190.84
SNYDER ARMCLAR GAS CO.	004586	40,600	0.0495%	103.68
NATIONAL FUEL GAS DISTRIBUTION	004789	159,797	0.1947%	408.07
UTZ QUALITY FOODS, INC.	005036	27,376	0.0000%	0.00
HOPE GAS, INC. DBA DOMINION HO	005264	0	0.0000%	0.00
MARATHON PETROLEUM COMPANY LLC	005920	226,925	0.2765%	579.50
NORTHERN INDUSTRIAL ENERGY DEV	006149	0	0.0000%	0.00
PANDA BRANDYWINE LP	006280	257,873	0.3142%	658.53
HOPEWELL COGENERATION LIMITED	006370	0	0.0000%	0.00
KNG ENERGY, INC.	006374	8,164	0.0099%	20.85
M & B GAS SERVICES, INC.	006525	23,690	0.0289%	60.50
INTERSTATE GAS SUPPLY, INC.	006542	1,597,356	1.9465%	4,079.16
BP ENERGY COMPANY	006654	2,212,379	2.6959%	5,649.75
AK STEEL CORPORATION	006718	0	0.0000%	0.00
LEXMARK INTERNATIONAL, INC.	006823	4,800	0.0058%	12.26
TENASKA MARKETING VENTURES	006853	1,506,669	1.8360%	3,847.58
J. W. KINZER DRILLING COMPANY	006952	0	0.0000%	0.00
SOUTHERN TIER TRANSMISSION COR	007030	36,286	0.0442%	92.66
TOTAL GAS & POWER NORTH AMERIC	007249	0	0.0000%	0.00
JEFFERSON GAS TRANSMISSION COM	007311	0	0.0000%	0.00
PTC ALLIANCE CORP.	007469	0	0.0000%	0.00
MOUNTAIN STATE UNIVERSITY, INC	007667	290	0.0004%	0.74
OXFORD NATURAL GAS COMPANY	007704	115,111	0.1403%	293.96
SOUTHEASTERN NATURAL GAS COMPA	007720	24,346	0.0297%	62.17
SPRAGUE ENERGY CORP.	007921	21,745	0.0265%	55.53
NATIONAL FUEL RESOURCES, INC.	007976	0	0.0000%	0.00
MOUNTAINEER GAS SERVICES INC.	008013	0	0.0000%	0.00
COLUMBUS SOUTHERN POWER COMPAN	008044	78	0.0001%	0.20
PPL ENERGYPLUS,LLC	008073	211,345	0.2575%	539.71
SEMPRA ENERGY TRADING LLC	008077	0	0.0000%	0.00
COBRA PETROLEUM PRODUCTION COR	008134	18,357	0.0224%	46.88
COLUMBIA GAS OF VIRGINIA, INC.	008238	3,919,568	4.7762%	10,009.39
REPUBLIC ENGINEERED PRODUCTS,	008319	0	0.0000%	0.00
UGI UTILITIES INC AS AGENT FOR	008412	1,214,218	1.4796%	3,100.75
DTE ENERGY TRADING, INC	008455	4,904	0.0060%	12.52
HONEYWELL INTERNATIONAL, INC.	008715	1,350,350	1.6455%	3,448.39
PENN VIRGINIA CORP.	008852	0	0.0000%	0.00
WALD LLC	009928	899	0.0011%	2.30
UGI ENERGY SERVICES INCORPORAT	009980	1,529,324	1.8636%	3,905.43

Appendix B  
Sheet 10 of 39

CORAL ENERGY RESOURCES L P	010188	0	0.0000%	0.00
ATMOS ENERGY MARKETING, LLC	010216	32,305	0.0394%	82.50
INTEGRYS ENERGY SERVICES, INC.	010236	498,662	0.6077%	1,273.43
THE EASTON UTILITIES COMMISSIO	010274	9,578	0.0117%	24.46
COLONIAL ENERGY INC.	010285	0	0.0000%	0.00
WASHINGTON GAS ENERGY SERVICES	010306	701,160	0.8544%	1,790.55
PROLIANCE ENERGY L.L.C.	010316	865,967	1.0552%	2,211.42
ONEOK ENERGY SERVICES COMPANY,	010392	0	0.0000%	0.00
ECONNERGY ENERGY COMPANY, INC.	010455	0	0.0000%	0.00
SUEZ ENERGY MARKETING NA, INC.	010530	317,830	0.3873%	811.64
CHESAPEAKE UTILITIES CORP DELA	010535	186,477	0.2272%	476.21
CHESAPEAKE UTILITIES CORP MARY	010536	77,268	0.0942%	197.32
BOLLINGER ENERGY	010558	0	0.0000%	0.00
NOVEC ENERGY SOLUTIONS, INC.	010566	0	0.0000%	0.00
CLEAN GAS INC	010571	0	0.0000%	0.00
UPSTREAM ENERGY SERVICES, L.P.	010618	0	0.0000%	0.00
ENERGETIX, INC.	010627	0	0.0000%	0.00
TIGER NATURAL GAS, INC.	010628	250	0.0003%	0.64
ENERGY AMERICA, LLC	010664	577,901	0.7042%	1,475.78
E. F. KENILWORTH, LLC	010675	0	0.0000%	0.00
OCCIDENTAL ENERGY MARKETING, I	010679	40,000	0.0487%	102.15
PEPCO ENERGY SERVICES, INC.	010686	39,198	0.0478%	100.10
CDX GAS, LLC	010713	0	0.0000%	0.00
VIRGINIA POWER SERVICES ENERGY	010738	518,437	0.6317%	1,323.93
VIRGINIA POWER ENERGY MARKETIN	010740	121,654	0.1482%	310.67
UNION RURAL ELECTRIC COOPERATI	010744	1,614	0.0020%	4.12
DELTA NATURAL GAS COMPANY, INC 10754	010754	6,922	0.0084%	17.68
DELTA NATURAL GAS COMPANY, INC 10755	010755	22,418	0.0273%	57.25
CORNING INCORPORATED-ST. COLLE	010758	0	0.0000%	0.00
FIRSTENERGY SOLUTIONS CORP.	010781	0	0.0000%	0.00
NJR ENERGY SERVICES COMPANY	010795	0	0.0000%	0.00
SOUTHSTAR ENERGY SERVICES, LLC	010799	0	0.0000%	0.00
NAMI RESOURCES COMPANY, LLC	010811	206,595	0.2517%	527.58
CUMBERLAND VALLEY RESOURCES, L	010813	14,873	0.0181%	37.98
ALLEGHENY ENERGY SUPPLY COMPAN	010824	4,365	0.0053%	11.15
CONECTIV ENERGY SUPPLY, INC.	010831	144,314	0.0000%	0.00
DPL ENERGY, INC.	010846	0	0.0000%	0.00
CONSTELLATION ENERGY COMMODITI	010851	0	0.0000%	0.00
EXELON ENERGY COMPANY	010868	0	0.0000%	0.00
DOMINION EXPLORATION & PRODUCT	010883	0	0.0000%	0.00
DOMINION FIELD SERVICES, INC.	010891	381,898	0.4654%	975.25
VECTREN ENERGY DELIVERY OF OHI	010892	0	0.0000%	0.00
MX ENERGY INC.	010893	191,944	0.2339%	490.17
DOMINION RETAIL, INC.	010908	19,262	0.0235%	49.19
METROMEDIA ENERGY	010922	0	0.0000%	0.00
AGWAY ENERGY SERVICES, LLC	010951	0	0.0000%	0.00
SEQUENT ENERGY MANAGEMENT, L.P	011121	0	0.0000%	0.00
TENASKA GAS STORAGE, LLC	011122	0	0.0000%	0.00
VOLUNTEER ENERGY SERVICES, INC	011128	375,399	0.4574%	958.66
VECTREN RETAIL, LLC	011144	135,252	0.1648%	345.39
PSEG ENERGY RESOURCES AND TRAD	011171	361,547	0.4406%	923.28
KIDN MARKETING, LTD.	011195	40,251	0.0490%	102.79
CENTRAL MOTOR WHEEL OF AMERICA	011201	36,274	0.0442%	92.63
CNX GAS COMPANY, LLC	011213	72,500	0.0883%	185.14
HUDSON ENERGY SERVICES, LLC	011234	0	0.0000%	0.00
FORTUNA ENERGY INC.	011266	4,531	0.0055%	11.57
U.S. GAS & ELECTRIC, INC.	011275	0	0.0000%	0.00
ROCK SPRINGS GENERATION, LLC	011283	7,627	0.0093%	19.48
CED ROCK SPRINGS, LLC	011284	0	0.0000%	0.00
ISG ACQUISITION, INC.	011294	1,377,216	1.6782%	3,516.99
STATOIL NATURAL GAS LLC	011303	19,181	0.0234%	48.98
MEADWESTVACO CORPORATION	011305	177,446	0.2162%	453.14
DELTA ENERGY, LLC	011332	458,032	0.5581%	1,169.68

Appendix B  
Sheet 11 of 39

CONSTELLATION NEWENERGY-GAS DI	011362	1,613	0.0000%	0.00
SUNOCO POWER GENERATION L.L.C.	011385	0	0.0000%	0.00
ISG WEIRTON, INC.	011386	111,728	0.1361%	285.32
STUYVESANT ENERGY, L.L.C.	011394	0	0.0000%	0.00
BUNGE NORTH AMERICA	011407	98,310	0.1198%	251.05
GEOMET, INC.	011419	0	0.0000%	0.00
ENERGY CORPORATION OF AMERICA	011423	294	0.0004%	0.75
MERRILL LYNCH COMMODITIES, INC	011437	0	0.0000%	0.00
IDT ENERGY, INC.	011445	0	0.0000%	0.00
ESERVICES, INC.	011449	27,283	0.0332%	69.67
INFINITE ENERGY, INC.	011451	0	0.0000%	0.00
PACIFIC SUMMIT ENERGY,LLC	011453	0	0.0000%	0.00
NEWPAGE CORPORATION	011478	95,700	0.1166%	244.39
NCL NATURAL RESOURCES, LLC	011488	0	0.0000%	0.00
NEW ENGLAND GAS COMPANY	011490	0	0.0000%	0.00
COMMERCE ENERGY, INC.	011495	26,302	0.0321%	67.17
CHAPARRAL VIRGINIA, INC.	011501	0	0.0000%	0.00
ENSPIRE ENERGY, LLC	011509	0	0.0000%	0.00
BEAR ENERGY LP	011538	0	0.0000%	0.00
CHESAPEAKE APPALACHIA, LLC	011551	860,329	1.0484%	2,197.02
COLUMBIA UTILITIES, LLC	011607	0	0.0000%	0.00
UGI PENN NATURAL GAS, INC.	011615	204,541	0.2492%	522.34
PIVOTAL UTILITY HOLDINGS, INC.	011630	0	0.0000%	0.00
MITTAL STEEL USA, INC.	011639	0	0.0000%	0.00
PIVOTAL UTILITY HOLDINGS, INC	011657	4,926	0.0060%	12.58
HUSKY MARKETING AND SUPPLY COM	011678	285,163	0.3475%	728.22
		<u>82,315,420</u>	<u>100.00%</u>	<u>209,566.07</u>

COLUMBIA GAS TRANSMISSION, LLC  
ALLOCATION OF PENALTY REFUND  
FOR THE CONTRACT MONTH OF MARCH 2008

CUSTOMER NAME	CUST NO.	INVOICED DTH	ALLOCATION PERCENTAGE	REFUND AMOUNT
ARISTECH CHEMICAL CORPORATION	000054	3,920	0.0000%	0.00
BALTIMORE GAS & ELECTRIC COMPA	000074	5,123,670	7.0993%	(1,741.40)
BLUEFIELD GAS COMPANY	000109	0	0.0000%	0.00
CALGON CARBON CORPORATION	000141	26,939	0.0373%	(9.16)
CENTRAL HUDSON GAS & ELECTRIC	000165	139,267	0.1930%	(47.33)
DUKE ENERGY OHIO, INC.	000187	1,461,633	2.0252%	(496.77)
CITY OF CHARLOTTESVILLE	000193	290,855	0.4030%	(98.85)
CITY OF LANCASTER	000197	265,852	0.3684%	(90.36)
CITY OF RICHMOND	000198	1,072,444	1.4860%	(364.50)
COLUMBIA GAS OF KENTUCKY, INC	000208	1,918,856	2.6588%	(652.17)
COLUMBIA GAS OF MARYLAND, INC.	000209	565,043	0.7829%	(192.04)
COLUMBIA GAS OF OHIO, INC.	000214	11,294,267	15.6493%	(3,838.63)
COLUMBIA GAS OF PENNSYLVANIA,	000221	5,403,585	7.4872%	(1,836.54)
CORNING NATURAL GAS CORPORATIO	000261	35,490	0.0492%	(12.06)
DELTA NATURAL GAS COMPANY, INC 284	000284	21,469	0.0297%	(7.30)
E. I. DU PONT DE NEMOURS AND C	000309	0	0.0000%	0.00
ELAM UTILITY COMPANY, INC.	000322	5,767	0.0080%	(1.96)
GENERAL MOTORS CORPORATION	000383	74,517	0.1033%	(25.33)
GLEN GERY CORPORATION	000394	0	0.0000%	0.00
OSRAM SYLVANIA, INC.	000421	93,000	0.1289%	(31.61)
INTERNATIONAL PAPER COMPANY	000429	0	0.0000%	0.00
HONDA OF AMERICA MFG, INC.	000453	347,542	0.4816%	(118.12)
ALLEGHENY TECHNOLOGIES, INC.	000500	46,500	0.0644%	(15.80)
MOUNTAINEER GAS COMPANY	000633	2,838,215	3.9326%	(964.64)
NEW YORK STATE ELECTRIC & GAS	000666	863,010	1.1958%	(293.31)
ORANGE & ROCKLAND UTILITIES, I	000700	574,867	0.7965%	(195.38)
PPL GAS UTILITIES CORPORATION	000723	276,049	0.3825%	(93.82)
REYNOLDS METALS CO.	000774	0	0.0000%	0.00
RICHMOND UTILITIES BOARD	000778	58,016	0.0804%	(19.72)
ROANOKE GAS COMPANY	000784	0	0.0000%	0.00
SHELDON GAS COMPANY, INC.	000821	8,942	0.0124%	(3.04)
SOUTH JERSEY GAS COMPANY	000838	1,244,414	1.7243%	(422.94)
SUBURBAN NATURAL GAS COMPANY	000870	0	0.0000%	0.00
SUNOCO, INC. R&M	000874	9,801	0.0136%	(3.33)
UNITED STATES GYPSUM COMPANY	000919	359,680	0.4984%	(122.25)
TYSON FOODS, INC.	000930	0	0.0000%	0.00
UGI UTILITIES INC.	000942	1,602,152	2.2199%	(544.53)
DUKE ENERGY KENTUCKY, INC.	000976	283,548	0.3929%	(96.37)
VIRGINIA NATURAL GAS, INC.	000996	1,822,757	2.5256%	(619.51)
WASHINGTON GAS LIGHT COMPANY	001006	3,239,708	4.4889%	(1,101.09)
WATERVILLE GAS & OIL COMPANY	001010	34,147	0.0473%	(11.61)
WHEELING PITTSBURGH STEEL CORP	001036	0	0.0000%	0.00
WATERVILLE GAS COMPANY	001062	283	0.0004%	(0.10)
PIKE NATURAL GAS COMPANY	001063	16,429	0.0228%	(5.58)
STAND ENERGY CORPORATION	001076	523,594	0.7255%	(177.96)
CONOCOPHILLIPS COMPANY	001129	184,512	0.2557%	(62.71)
FORD MOTOR COMPANY	001232	0	0.0000%	0.00
BLACKSVILLE OIL AND GAS COMPAN	001471	942	0.0013%	(0.32)
JOHNS MANVILLE	001493	0	0.0000%	0.00
RILEY NATURAL GAS COMPANY	001631	3,174	0.0044%	(1.08)
MINNESOTA MINING & MANUFACTURI	001672	31,930	0.0442%	(10.85)
NORTHEAST OHIO NATURAL GAS	001684	67,518	0.0936%	(22.95)
TOYOTA MOTOR ENGINEERING & MAN	001691	165,032	0.2287%	(56.09)
SNYDERS OF HANOVER, INC.	001697	25,141	0.0000%	0.00
DELMARVA POWER & LIGHT COMPANY	001860	677,228	0.9384%	(230.17)
PIEDMONT NATURAL GAS COMPANY,	001871	28,500	0.0395%	(9.69)



Appendix B  
Sheet 13 of 39

PUBLIC SERVICE COMPANY OF NORT	002218	0	0.0000%	0.00
ARLINGTON NATURAL GAS COMPANY	002277	15,901	0.0220%	(5.40)
CITY OF CARLISLE	002280	10,682	0.0000%	0.00
CITY OF FLEMINGSBURG	002282	17,365	0.0241%	(5.90)
NATURAL ENERGY UTILITY CORPORA	002283	2,065	0.0000%	0.00
NATIONAL GAS & OIL COOPERATIVE	002287	33,430	0.0463%	(11.36)
SWICKARD GAS COMPANY	002291	6,282	0.0000%	0.00
T. W. PHILLIPS GAS AND OIL CO.	002292	433,799	0.6011%	(147.44)
VANCEBURG ELECTRIC LIGHT, HEAT	002294	3,202	0.0000%	0.00
WESTERN LEWIS-RECTORVILLE WATE	002296	5,706	0.0000%	0.00
VILLAGE OF WILLIAMSPORT, OHIO	002298	4,060	0.0056%	(1.38)
ENERGYUSA -TPC CORP.	002378	570,604	0.7906%	(193.93)
NEW JERSEY NATURAL GAS COMPANY	002407	88,977	0.1233%	(30.24)
EAST OHIO GAS COMPANY	002412	280,326	0.3884%	(95.28)
OHIO CUMBERLAND GAS COMPANY	002436	57,912	0.0802%	(19.68)
EASTERN AMERICAN ENERGY CORPOR	002562	234,728	0.3252%	(79.78)
GAS MARKETING, INC.	002604	1,000	0.0000%	0.00
HESS CORPORATION	002651	2,012,264	0.0000%	0.00
HESS CORPORATION	002651	44,905	0.0000%	0.00
EAST RESOURCES, INC.	002660	205	0.0003%	(0.07)
EMPIRE NATURAL GAS CORPORATION	002721	0	0.0000%	0.00
CABOT OIL & GAS MARKETING CORP	003858	54,686	0.0758%	(18.59)
EQUITABLE PRODUCTION COMPANY	004289	2,799,123	3.8784%	(951.35)
INTERSTATE NATURAL GAS COMPANY	004487	75,106	0.1041%	(25.53)
SNYDER ARMCLAR GAS CO.	004586	43,400	0.0601%	(14.75)
NATIONAL FUEL GAS DISTRIBUTION	004789	51,438	0.0713%	(17.48)
UTZ QUALITY FOODS, INC.	005036	29,264	0.0000%	0.00
HOPE GAS, INC. DBA DOMINION HO	005264	8,093	0.0112%	(2.75)
MARATHON PETROLEUM COMPANY LLC	005920	242,575	0.3361%	(82.44)
NORTHERN INDUSTRIAL ENERGY DEV	006149	0	0.0000%	0.00
PANDA BRANDYWINE LP	006280	308,000	0.4268%	(104.68)
HOPEWELL COGENERATION LIMITED	006370	122,565	0.1698%	(41.66)
KNG ENERGY, INC.	006374	8,776	0.0122%	(2.98)
M & B GAS SERVICES, INC.	006525	16,884	0.0234%	(5.74)
INTERSTATE GAS SUPPLY, INC.	006542	1,372,518	1.9018%	(466.48)
BP ENERGY COMPANY	006654	2,135,421	2.9588%	(725.77)
AK STEEL CORPORATION	006718	0	0.0000%	0.00
LEXMARK INTERNATIONAL, INC.	006823	4,768	0.0066%	(1.62)
TENASKA MARKETING VENTURES	006853	831,945	1.1527%	(282.76)
J. W. KINZER DRILLING COMPANY	006952	0	0.0000%	0.00
SOUTHERN TIER TRANSMISSION COR	007030	17,125	0.0237%	(5.82)
TOTAL GAS & POWER NORTH AMERIC	007249	0	0.0000%	0.00
JEFFERSON GAS TRANSMISSION COM	007311	3,636	0.0050%	(1.24)
PTC ALLIANCE CORP.	007469	0	0.0000%	0.00
MOUNTAIN STATE UNIVERSITY, INC	007667	310	0.0004%	(0.11)
SNYDER BROTHERS INC	007700	0	0.0000%	0.00
SOUTHEASTERN NATURAL GAS COMPA	007720	19,678	0.0273%	(6.69)
SPRAGUE ENERGY CORP.	007921	20,662	0.0286%	(7.02)
NATIONAL FUEL RESOURCES, INC.	007976	0	0.0000%	0.00
MOUNTAINEER GAS SERVICES INC.	008013	0	0.0000%	0.00
COLUMBUS SOUTHERN POWER COMPAN	008044	65	0.0001%	(0.02)
PPL ENERGYPLUS,LLC	008073	141,650	0.1963%	(48.14)
SEMPRA ENERGY TRADING LLC	008077	0	0.0000%	0.00
COBRA PETROLEUM PRODUCTION COR	008134	20,212	0.0280%	(6.87)
COLUMBIA GAS OF VIRGINIA, INC.	008238	2,400,029	3.3255%	(815.71)
REPUBLIC ENGINEERED PRODUCTS,	008319	0	0.0000%	0.00
UGI UTILITIES INC AS AGENT FOR	008412	1,149,450	1.5927%	(390.67)
DTE ENERGY TRADING, INC	008455	25,966	0.0360%	(8.83)
HONEYWELL INTERNATIONAL, INC.	008715	1,240,103	1.7183%	(421.48)
PENN VIRGINIA CORP.	008852	0	0.0000%	0.00
RELIANT ENERGY SERVICES INC.	009336	135	0.0000%	0.00
WALD LLC	009928	961	0.0013%	(0.33)
UGI ENERGY SERVICES INCORPORAT	009980	1,098,163	1.5216%	(373.24)

CORAL ENERGY RESOURCES L P	010188	25,110	0.0348%	(8.53)
ATMOS ENERGY MARKETING, LLC	010216	105,680	0.1464%	(35.92)
INTEGRYS ENERGY SERVICES, INC.	010236	348,075	0.4823%	(118.30)
THE EASTON UTILITIES COMMISSIO	010274	14,103	0.0195%	(4.79)
COLONIAL ENERGY INC.	010285	0	0.0000%	0.00
WASHINGTON GAS ENERGY SERVICES	010306	771,905	1.0695%	(262.35)
PROLIANCE ENERGY L.L.C.	010316	618,311	0.8567%	(210.15)
ONEOK ENERGY SERVICES COMPANY,	010392	38,101	0.0528%	(12.95)
ECONNERGY ENERGY COMPANY, INC.	010455	0	0.0000%	0.00
SUEZ ENERGY MARKETING NA, INC.	010530	152,332	0.2111%	(51.77)
CHESAPEAKE UTILITIES CORP DELA	010535	123,577	0.1712%	(42.00)
CHESAPEAKE UTILITIES CORP MARY	010536	46,502	0.0644%	(15.80)
BOLLINGER ENERGY	010558	0	0.0000%	0.00
NOVEC ENERGY SOLUTIONS, INC.	010566	0	0.0000%	0.00
CLEAN GAS INC	010571	0	0.0000%	0.00
UPSTREAM ENERGY SERVICES, L.P.	010618	0	0.0000%	0.00
ENERGETIX, INC.	010627	0	0.0000%	0.00
TIGER NATURAL GAS, INC.	010628	0	0.0000%	0.00
ENERGY AMERICA, LLC	010664	465,684	0.6452%	(158.27)
E. F. KENILWORTH, LLC	010675	0	0.0000%	0.00
OCCIDENTAL ENERGY MARKETING, I	010679	0	0.0000%	0.00
PEPCO ENERGY SERVICES, INC.	010686	37,240	0.0516%	(12.66)
CDX GAS, LLC	010713	0	0.0000%	0.00
VIRGINIA POWER SERVICES ENERGY	010738	166,652	0.2309%	(56.64)
VIRGINIA POWER ENERGY MARKETIN	010740	96,044	0.0000%	0.00
UNION RURAL ELECTRIC COOPERATI	010744	0	0.0000%	0.00
DELTA NATURAL GAS COMPANY, INC 10754	010754	3,439	0.0048%	(1.17)
DELTA NATURAL GAS COMPANY, INC 10755	010755	8,054	0.0112%	(2.74)
CORNING INCORPORATED-ST. COLLE	010758	0	0.0000%	0.00
FIRSTENERGY SOLUTIONS CORP.	010781	0	0.0000%	0.00
NJR ENERGY SERVICES COMPANY	010795	0	0.0000%	0.00
SOUTHSTAR ENERGY SERVICES, LLC	010799	0	0.0000%	0.00
NAMI RESOURCES COMPANY, LLC	010811	219,014	0.0000%	0.00
CUMBERLAND VALLEY RESOURCES, L	010813	14,720	0.0204%	(5.00)
ALLEGHENY ENERGY SUPPLY COMPAN	010824	15,768	0.0218%	(5.36)
CONECTIV ENERGY SUPPLY, INC.	010831	886,272	1.2280%	(301.22)
DPL ENERGY, INC.	010846	262	0.0000%	0.00
CONSTELLATION ENERGY COMMODITI	010851	867,208	1.2016%	(294.74)
EXELON ENERGY COMPANY	010868	644,768	0.8934%	(219.14)
DOMINION EXPLORATION & PRODUCT	010883	0	0.0000%	0.00
DOMINION FIELD SERVICES, INC.	010891	310,620	0.4304%	(105.57)
VECTREN ENERGY DELIVERY OF OHI	010892	0	0.0000%	0.00
MX ENERGY INC.	010893	195,775	0.2713%	(66.54)
DOMINION RETAIL, INC.	010908	60,886	0.0844%	(20.69)
METROMEDIA ENERGY	010922	0	0.0000%	0.00
AGWAY ENERGY SERVICES, LLC	010951	0	0.0000%	0.00
SEQUENT ENERGY MANAGEMENT, L.P	011121	0	0.0000%	0.00
TENASKA GAS STORAGE, LLC	011122	0	0.0000%	0.00
VOLUNTEER ENERGY SERVICES, INC	011128	353,148	0.4893%	(120.03)
VECTREN RETAIL, LLC	011144	153,399	0.2125%	(52.14)
PSEG ENERGY RESOURCES AND TRAD	011171	382,086	0.5294%	(129.86)
KIDN MARKETING, LTD.	011195	37,054	0.0513%	(12.59)
CENTRAL MOTOR WHEEL OF AMERICA	011201	24,490	0.0339%	(8.32)
CNX GAS COMPANY, LLC	011213	77,500	0.1074%	(26.34)
HUDSON ENERGY SERVICES, LLC	011234	0	0.0000%	0.00
FORTUNA ENERGY INC.	011266	0	0.0000%	0.00
CIMA ENERGY, LTD.	011273	12,239	0.0170%	(4.16)
U.S. GAS & ELECTRIC, INC.	011275	0	0.0000%	0.00
ROCK SPRINGS GENERATION, LLC	011283	0	0.0000%	0.00
CED ROCK SPRINGS, LLC	011284	7,971	0.0000%	0.00
ISG ACQUISITION, INC.	011294	1,283,757	1.7788%	(436.32)
STATOIL NATURAL GAS LLC	011303	9,094	0.0126%	(3.09)
MEADWESTVACO CORPORATION	011305	165,632	0.2295%	(56.29)

Appendix B  
Sheet 15 of 39

DELTA ENERGY, LLC	011332	434,493	0.6020%	(147.67)
CONSTELLATION NEWENERGY-GAS DI	011362	0	0.0000%	0.00
SUNOCO POWER GENERATION L.L.C.	011385	1,509,118	2.0910%	(512.91)
ISG WEIRTON, INC.	011386	303,832	0.4210%	(103.26)
STUYVESANT ENERGY, L.L.C.	011394	0	0.0000%	0.00
BUNGE NORTH AMERICA	011407	101,700	0.1409%	(34.57)
GEOMET, INC.	011419	0	0.0000%	0.00
ENERGY CORPORATION OF AMERICA	011423	0	0.0000%	0.00
MERRILL LYNCH COMMODITIES, INC	011437	0	0.0000%	0.00
IDT ENERGY, INC.	011445	0	0.0000%	0.00
ESERVICES, INC.	011449	2,997	0.0042%	(1.02)
INFINITE ENERGY, INC.	011451	0	0.0000%	0.00
PACIFIC SUMMIT ENERGY,LLC	011453	0	0.0000%	0.00
NEWPAGE CORPORATION	011478	92,300	0.1279%	(31.37)
NCL NATURAL RESOURCES, LLC	011488	0	0.0000%	0.00
NEW ENGLAND GAS COMPANY	011490	0	0.0000%	0.00
COMMERCE ENERGY, INC.	011495	3,347	0.0046%	(1.14)
CHAPARRAL VIRGINIA, INC.	011501	0	0.0000%	0.00
ENSPIRE ENERGY, LLC	011509	0	0.0000%	0.00
BEAR ENERGY LP	011538	0	0.0000%	0.00
CHESAPEAKE APPALACHIA, LLC	011551	1,463,508	2.0278%	(497.41)
COLUMBIA UTILITIES, LLC	011607	0	0.0000%	0.00
UGI PENN NATURAL GAS, INC.	011615	230,768	0.3198%	(78.43)
PIVOTAL UTILITY HOLDINGS, INC.	011630	316,164	0.4381%	(107.46)
FORTIS ENERGY MARKETING & TRAD	011635	22	0.0000%	(0.01)
MITTAL STEEL USA, INC.	011639	0	0.0000%	0.00
PIVOTAL UTILITY HOLDINGS, INC	011657	7,682	0.0106%	(2.61)
HUSKY MARKETING AND SUPPLY COM	011678	233,957	0.3242%	(79.52)
JOHN D. OIL & GAS MARKETING	011715	392	0.0005%	(0.13)
		<u>74,639,077</u>	<u>100.00%</u>	<u>(24,529.13)</u>

COLUMBIA GAS TRANSMSSION, LLC  
ALLOCATION OF PENALTY REFUND  
FOR THE CONTRACT MONTH OF MAY 2008

CUSTOMER NAME	CUST NO.	INVOICED DTH	ALLOCATION PERCENTAGE	REFUND AMOUNT
ARISTECH CHEMICAL CORPORATION	000054	0	0.0000%	0.00
BALTIMORE GAS & ELECTRIC COMPA	000074	3,690,460	5.9546%	2.23
BLUEFIELD GAS COMPANY	000109	0	0.0000%	0.00
CALGON CARBON CORPORATION	000141	25,442	0.0411%	0.02
CENTRAL HUDSON GAS & ELECTRIC	000165	151,451	0.2444%	0.09
DUKE ENERGY OHIO, INC.	000187	1,235,613	1.9937%	0.75
CITY OF CHARLOTTESVILLE	000193	232,082	0.3745%	0.14
CITY OF LANCASTER	000197	204,321	0.3297%	0.12
CITY OF RICHMOND	000198	989,730	1.5969%	0.60
COLUMBIA GAS OF KENTUCKY, INC	000208	1,963,784	3.1686%	1.19
COLUMBIA GAS OF MARYLAND, INC.	000209	423,734	0.6837%	0.26
COLUMBIA GAS OF OHIO, INC.	000214	12,051,685	19.4456%	7.29
COLUMBIA GAS OF PENNSYLVANIA,	000221	6,360,735	10.2631%	3.84
CORNING NATURAL GAS CORPORATIO	000261	6,238	0.0101%	0.00
DELTA NATURAL GAS COMPANY, INC 284	000284	0	0.0000%	0.00
E. I. DU PONT DE NEMOURS AND C	000309	0	0.0000%	0.00
ELAM UTILITY COMPANY, INC.	000322	1,451	0.0023%	0.00
GENERAL MOTORS CORPORATION	000383	7,081	0.0114%	0.00
GLEN GERY CORPORATION	000394	0	0.0000%	0.00
OSRAM SYLVANIA, INC.	000421	93,000	0.1501%	0.06
INTERNATIONAL PAPER COMPANY	000429	0	0.0000%	0.00
HONDA OF AMERICA MFG, INC.	000453	170,383	0.2749%	0.10
ALLEGHENY TECHNOLOGIES, INC.	000500	46,500	0.0750%	0.03
MOUNTAINEER GAS COMPANY	000633	1,796,601	2.8988%	1.09
NEW YORK STATE ELECTRIC & GAS	000666	754,519	1.2174%	0.46
ORANGE & ROCKLAND UTILITIES, I	000700	180,292	0.2909%	0.11
PPL GAS UTILITIES CORPORATION	000723	189,690	0.3061%	0.11
REYNOLDS METALS CO.	000774	0	0.0000%	0.00
RICHMOND UTILITIES BOARD	000778	17,450	0.0282%	0.01
ROANOKE GAS COMPANY	000784	0	0.0000%	0.00
SHELDON GAS COMPANY, INC.	000821	215	0.0003%	0.00
SOUTH JERSEY GAS COMPANY	000838	1,021,602	1.6484%	0.62
SUBURBAN NATURAL GAS COMPANY	000870	0	0.0000%	0.00
UNITED STATES GYPSUM COMPANY	000919	0	0.0000%	0.00
TYSON FOODS, INC.	000930	0	0.0000%	0.00
UGI UTILITIES INC.	000942	548,487	0.8850%	0.33
DUKE ENERGY KENTUCKY, INC.	000976	241,289	0.3893%	0.15
VIRGINIA NATURAL GAS, INC.	000996	1,567,116	2.5286%	0.95
WASHINGTON GAS LIGHT COMPANY	001006	4,515,120	7.2852%	2.73
WHEELING PITTSBURGH STEEL CORP	001036	0	0.0000%	0.00
WATERVILLE GAS COMPANY	001062	1,152	0.0019%	0.00
STAND ENERGY CORPORATION	001076	369,823	0.5967%	0.22
CONOCOPHILLIPS COMPANY	001129	0	0.0000%	0.00
FORD MOTOR COMPANY	001232	0	0.0000%	0.00
JOHNS MANVILLE	001493	12,400	0.0200%	0.01
RILEY NATURAL GAS COMPANY	001631	3,134	0.0051%	0.00
MINNESOTA MINING & MANUFACTURI	001672	31,930	0.0515%	0.02
NORTHEAST OHIO NATURAL GAS	001684	80,895	0.1305%	0.05
TOYOTA MOTOR ENGINEERING & MAN	001691	65,743	0.1061%	0.04
SNYDERS OF HANOVER, INC.	001697	25,141	0.0000%	0.00
DELMARVA POWER & LIGHT COMPANY	001860	281,995	0.4550%	0.17
PIEDMONT NATURAL GAS COMPANY,	001871	94,085	0.1518%	0.06
MARATHON OIL COMPANY	001886	6,135	0.0099%	0.00
PUBLIC SERVICE COMPANY OF NORT	002218	0	0.0000%	0.00
ARLINGTON NATURAL GAS COMPANY	002277	915	0.0015%	0.00
CITY OF FLEMINGSBURG	002282	4,173	0.0067%	0.00

NATIONAL GAS & OIL COOPERATIVE	002287	0	0.0000%	0.00
SWICKARD GAS COMPANY	002291	503	0.0000%	0.00
T. W. PHILLIPS GAS AND OIL CO.	002292	352,228	0.5683%	0.21
VILLAGE OF WILLIAMSPORT, OHIO	002298	750	0.0012%	0.00
ENERGYUSA -TPC CORP.	002378	65,046	0.1050%	0.04
NEW JERSEY NATURAL GAS COMPANY	002407	24,397	0.0394%	0.01
EAST OHIO GAS COMPANY	002412	281,555	0.4543%	0.17
OHIO CUMBERLAND GAS COMPANY	002436	61	0.0001%	0.00
EASTERN AMERICAN ENERGY CORPOR	002562	235,298	0.3797%	0.14
GAS MARKETING, INC.	002604	1,547	0.0000%	0.00
HESS CORPORATION	002651	0	0.0000%	0.00
EAST RESOURCES, INC.	002660	48	0.0001%	0.00
EMPIRE NATURAL GAS CORPORATION	002721	0	0.0000%	0.00
CABOT OIL & GAS MARKETING CORP	003858	92,945	0.1500%	0.06
EQUITABLE PRODUCTION COMPANY	004289	2,237,056	3.6095%	1.35
INTERSTATE NATURAL GAS COMPANY	004487	70,590	0.1139%	0.04
SNYDER ARMCLAR GAS CO.	004586	43,400	0.0700%	0.03
NATIONAL FUEL GAS DISTRIBUTION	004789	109,971	0.1774%	0.07
UTZ QUALITY FOODS, INC.	005036	29,264	0.0000%	0.00
HOPE GAS, INC. DBA DOMINION HO	005264	4,412	0.0071%	0.00
MARATHON PETROLEUM COMPANY LLC	005920	242,575	0.3914%	0.15
NORTHERN INDUSTRIAL ENERGY DEV	006149	0	0.0000%	0.00
PANDA BRANDYWINE LP	006280	294,000	0.4744%	0.18
HOPEWELL COGENERATION LIMITED	006370	99,168	0.1600%	0.06
KNG ENERGY, INC.	006374	3,774	0.0000%	0.00
M & B GAS SERVICES, INC.	006525	27,579	0.0445%	0.02
INTERSTATE GAS SUPPLY, INC.	006542	814,498	1.3142%	0.49
BP ENERGY COMPANY	006654	1,606,808	2.5926%	0.97
AK STEEL CORPORATION	006718	0	0.0000%	0.00
LEXMARK INTERNATIONAL, INC.	006823	6,510	0.0105%	0.00
TENASKA MARKETING VENTURES	006853	34,530	0.0557%	0.02
J. W. KINZER DRILLING COMPANY	006952	0	0.0000%	0.00
SOUTHERN TIER TRANSMISSION COR	007030	2,000	0.0032%	0.00
TOTAL GAS & POWER NORTH AMERIC	007249	0	0.0000%	0.00
JEFFERSON GAS TRANSMISSION COM	007311	1,463	0.0024%	0.00
PTC ALLIANCE CORP.	007469	15,496	0.0250%	0.01
MOUNTAIN STATE UNIVERSITY, INC	007667	310	0.0005%	0.00
SNYDER BROTHERS INC	007700	0	0.0000%	0.00
SPRAGUE ENERGY CORP.	007921	20,119	0.0325%	0.01
NATIONAL FUEL RESOURCES, INC.	007976	0	0.0000%	0.00
MOUNTAINEER GAS SERVICES INC.	008013	0	0.0000%	0.00
COLUMBUS SOUTHERN POWER COMPAN	008044	2,203	0.0036%	0.00
PPL ENERGYPLUS,LLC	008073	105,222	0.1698%	0.06
SEMPRA ENERGY TRADING LLC	008077	0	0.0000%	0.00
COBRA PETROLEUM PRODUCTION COR	008134	18,693	0.0302%	0.01
COLUMBIA GAS OF VIRGINIA, INC.	008238	1,841,103	2.9706%	1.11
REPUBLIC ENGINEERED PRODUCTS,	008319	0	0.0000%	0.00
UGI UTILITIES INC AS AGENT FOR	008412	921,796	1.4873%	0.56
DTE ENERGY TRADING, INC	008455	477	0.0008%	0.00
HONEYWELL INTERNATIONAL, INC.	008715	1,467,582	2.3680%	0.89
PENN VIRGINIA CORP.	008852	90,750	0.1464%	0.05
RELIANT ENERGY SERVICES INC.	009336	0	0.0000%	0.00
NUI UTILITIES, INC.	009872	0	0.0000%	0.00
WALD LLC	009928	961	0.0016%	0.00
UGI ENERGY SERVICES INCORPORAT	009980	885,681	1.4291%	0.53
CORAL ENERGY RESOURCES L P	010188	87,930	0.1419%	0.05
ATMOS ENERGY MARKETING, LLC	010216	76,396	0.1233%	0.05
INTEGRYS ENERGY SERVICES, INC.	010236	377,206	0.6086%	0.23
THE EASTON UTILITIES COMMISSIO	010274	4,614	0.0074%	0.00
COLONIAL ENERGY INC.	010285	0	0.0000%	0.00
WASHINGTON GAS ENERGY SERVICES	010306	866,980	1.3989%	0.52
PROLIANCE ENERGY L.L.C.	010316	684,314	1.1042%	0.41
ONEOK ENERGY SERVICES COMPANY,	010392	7,262	0.0117%	0.00

SOUTH JERSEY RESOURCES GROUP,	010394	30	0.0000%	0.00
ECONNERGY ENERGY COMPANY, INC.	010455	15,436	0.0000%	0.00
SUEZ ENERGY MARKETING NA, INC.	010530	122,043	0.1969%	0.07
CHESAPEAKE UTILITIES CORP DELA	010535	130,582	0.2107%	0.08
CHESAPEAKE UTILITIES CORP MARY	010536	54,118	0.0873%	0.03
BOLLINGER ENERGY	010558	0	0.0000%	0.00
NOVEC ENERGY SOLUTIONS, INC.	010566	2,232	0.0036%	0.00
CLEAN GAS INC	010571	0	0.0000%	0.00
UPSTREAM ENERGY SERVICES, L.P.	010618	0	0.0000%	0.00
ENERGETIX, INC.	010627	0	0.0000%	0.00
TIGER NATURAL GAS, INC.	010628	0	0.0000%	0.00
ENERGY AMERICA, LLC	010664	479,837	0.7742%	0.29
E. F. KENILWORTH, LLC	010675	0	0.0000%	0.00
OCCIDENTAL ENERGY MARKETING, I	010679	10,000	0.0161%	0.01
EQUITABLE ENERGY, L.L.C.	010685	0	0.0000%	0.00
PEPCO ENERGY SERVICES, INC.	010686	56,176	0.0906%	0.03
CDX GAS, LLC	010713	0	0.0000%	0.00
VIRGINIA POWER SERVICES ENERGY	010738	457,580	0.7383%	0.28
VIRGINIA POWER ENERGY MARKETIN	010740	70,962	0.1145%	0.04
UNION RURAL ELECTRIC COOPERATI	010744	0	0.0000%	0.00
DELTA NATURAL GAS COMPANY, INC 10754	010754	934	0.0015%	0.00
CORNING INCORPORATED-ST. COLLE	010758	0	0.0000%	0.00
FIRSTENERGY SOLUTIONS CORP.	010781	0	0.0000%	0.00
NJR ENERGY SERVICES COMPANY	010795	0	0.0000%	0.00
SOUTHSTAR ENERGY SERVICES, LLC	010799	0	0.0000%	0.00
NAMI RESOURCES COMPANY, LLC	010811	220,100	0.3551%	0.13
CUMBERLAND VALLEY RESOURCES, L	010813	13,175	0.0213%	0.01
ALLEGHENY ENERGY SUPPLY COMPAN	010824	4,178	0.0067%	0.00
CONECTIV ENERGY SUPPLY, INC.	010831	511,055	0.8246%	0.31
DPL ENERGY, INC.	010846	0	0.0000%	0.00
CONSTELLATION ENERGY COMMODITI	010851	822,583	0.0000%	0.00
EXELON ENERGY COMPANY	010868	497,130	0.8021%	0.30
DOMINION EXPLORATION & PRODUCT	010883	0	0.0000%	0.00
DOMINION FIELD SERVICES, INC.	010891	0	0.0000%	0.00
VECTREN ENERGY DELIVERY OF OHI	010892	1,195,853	1.9295%	0.72
MX ENERGY INC.	010893	97,833	0.1579%	0.06
DOMINION RETAIL, INC.	010908	33,982	0.0548%	0.02
METROMEDIA ENERGY	010922	0	0.0000%	0.00
AGWAY ENERGY SERVICES, LLC	010951	0	0.0000%	0.00
LOUIS DREYFUS ENERGY SERVICES	011111	0	0.0000%	0.00
SEQUENT ENERGY MANAGEMENT, L.P	011121	651	0.0011%	0.00
VOLUNTEER ENERGY SERVICES, INC	011128	129,944	0.2097%	0.08
T&F EXPLORATION, L.P.	011131	0	0.0000%	0.00
VECTREN RETAIL, LLC	011144	101,545	0.1638%	0.06
PSEG ENERGY RESOURCES AND TRAD	011171	158	0.0003%	0.00
KIDN MARKETING, LTD.	011195	18,474	0.0298%	0.01
CENTRAL MOTOR WHEEL OF AMERICA	011201	30,318	0.0489%	0.02
CNX GAS COMPANY, LLC	011213	77,500	0.1250%	0.05
HUDSON ENERGY SERVICES, LLC	011234	0	0.0000%	0.00
FORTUNA ENERGY INC.	011266	0	0.0000%	0.00
CIMA ENERGY, LTD.	011273	13,804	0.0223%	0.01
U.S. GAS & ELECTRIC, INC.	011275	0	0.0000%	0.00
ROCK SPRINGS GENERATION, LLC	011283	23,611	0.0381%	0.01
CED ROCK SPRINGS, LLC	011284	29,892	0.0000%	0.00
EAGLE ENERGY PARTNERS I, L.P.	011289	0	0.0000%	0.00
ISG ACQUISITION, INC.	011294	988,125	1.5944%	0.60
STATOIL NATURAL GAS LLC	011303	15,738	0.0254%	0.01
MEADWESTVACO CORPORATION	011305	164,971	0.2662%	0.10
DELTA ENERGY, LLC	011332	385,173	0.0000%	0.00
CONSTELLATION NEWENERGY-GAS DI	011362	0	0.0000%	0.00
SUNOCO POWER GENERATION L.L.C.	011385	1,212,928	0.0000%	0.00
ISG WEIRTON, INC.	011386	182,001	0.2937%	0.11
STUYVESANT ENERGY, L.L.C.	011394	0	0.0000%	0.00

BUNGE NORTH AMERICA	011407	98,244	0.1585%	0.06
GEOMET, INC.	011419	0	0.0000%	0.00
ENERGY CORPORATION OF AMERICA	011423	64	0.0001%	0.00
MERRILL LYNCH COMMODITIES, INC	011437	0	0.0000%	0.00
IDT ENERGY, INC.	011445	0	0.0000%	0.00
ESERVICES, INC.	011449	31,800	0.0513%	0.02
INFINITE ENERGY, INC.	011451	0	0.0000%	0.00
PACIFIC SUMMIT ENERGY,LLC	011453	0	0.0000%	0.00
NEWPAGE CORPORATION	011478	102,301	0.1651%	0.06
NCL NATURAL RESOURCES, LLC	011488	1,550	0.0025%	0.00
NEW ENGLAND GAS COMPANY	011490	0	0.0000%	0.00
COMMERCE ENERGY, INC.	011495	0	0.0000%	0.00
CHAPARRAL VIRGINIA, INC.	011501	0	0.0000%	0.00
ENSPIRE ENERGY, LLC	011509	0	0.0000%	0.00
CHESAPEAKE APPALACHIA, LLC	011551	2,188,748	3.5316%	1.32
COLUMBIA UTILITIES, LLC	011607	0	0.0000%	0.00
UGI PENN NATURAL GAS, INC.	011615	127,424	0.2056%	0.08
PIVOTAL UTILITY HOLDINGS, INC.	011630	30,418	0.0491%	0.02
MITTAL STEEL USA, INC.	011639	0	0.0000%	0.00
PIVOTAL UTILITY HOLDINGS, INC	011657	3,410	0.0055%	0.00
HUSKY MARKETING AND SUPPLY COM	011678	99,257	0.1602%	0.06
JOHN D. OIL & GAS MARKETING	011715	28,176	0.0455%	0.02
		<u>64,502,707</u>	<u>100.00%</u>	<u>37.43</u>

COLUMBIA GAS TRANSMSSION, LLC  
ALLOCATION OF PENALTY REFUND  
FOR THE CONTRACT MONTH OF JULY 2008

CUSTOMER NAME	CUST NO.	INVOICED DTH	ALLOCATION PERCENTAGE	REFUND AMOUNT
ARISTECH CHEMICAL CORPORATION	000054	0	0.0000%	0.00
BALTIMORE GAS & ELECTRIC COMPA	000074	4,220,087	6.5936%	1.35
BLUEFIELD GAS COMPANY	000109	0	0.0000%	0.00
CALGON CARBON CORPORATION	000141	25,442	0.0398%	0.01
CENTRAL HUDSON GAS & ELECTRIC	000165	109,813	0.1716%	0.04
DUKE ENERGY OHIO, INC.	000187	1,352,712	2.1135%	0.43
CITY OF CHARLOTTESVILLE	000193	291,010	0.4547%	0.09
CITY OF LANCASTER	000197	222,611	0.3478%	0.07
CITY OF RICHMOND	000198	644,707	1.0073%	0.21
COLUMBIA GAS OF KENTUCKY, INC	000208	1,812,539	2.8320%	0.58
COLUMBIA GAS OF MARYLAND, INC.	000209	373,477	0.5835%	0.12
COLUMBIA GAS OF OHIO, INC.	000214	10,686,884	16.6975%	3.43
COLUMBIA GAS OF PENNSYLVANIA,	000221	5,276,414	8.2440%	1.69
CORNING NATURAL GAS CORPORATIO	000261	6,200	0.0097%	0.00
E. I. DU PONT DE NEMOURS AND C	000309	0	0.0000%	0.00
ELAM UTILITY COMPANY, INC.	000322	612	0.0010%	0.00
GENERAL MOTORS CORPORATION	000383	1,441	0.0023%	0.00
GLEN GERY CORPORATION	000394	0	0.0000%	0.00
OSRAM SYLVANIA, INC.	000421	93,000	0.1453%	0.03
INTERNATIONAL PAPER COMPANY	000429	0	0.0000%	0.00
HONDA OF AMERICA MFG, INC.	000453	111,512	0.1742%	0.04
ALLEGHENY TECHNOLOGIES, INC.	000500	46,500	0.0727%	0.01
MOUNTAINEER GAS COMPANY	000633	2,265,407	3.5395%	0.73
NEW YORK STATE ELECTRIC & GAS	000666	591,368	0.9240%	0.19
ORANGE & ROCKLAND UTILITIES, I	000700	141,209	0.2206%	0.05
PPL GAS UTILITIES CORPORATION	000723	155,868	0.2435%	0.05
REYNOLDS METALS CO.	000774	0	0.0000%	0.00
RICHMOND UTILITIES BOARD	000778	1,825	0.0029%	0.00
ROANOKE GAS COMPANY	000784	0	0.0000%	0.00
SHELDON GAS COMPANY, INC.	000821	181	0.0003%	0.00
SOUTH JERSEY GAS COMPANY	000838	1,083,082	1.6922%	0.35
SUBURBAN NATURAL GAS COMPANY	000870	0	0.0000%	0.00
UNITED STATES GYPSUM COMPANY	000919	310,849	0.4857%	0.10
TYSON FOODS, INC.	000930	0	0.0000%	0.00
UGI UTILITIES INC.	000942	221,952	0.3468%	0.07
DUKE ENERGY KENTUCKY, INC.	000976	166,565	0.2602%	0.05
VIRGINIA NATURAL GAS, INC.	000996	1,784,761	2.7886%	0.57
WASHINGTON GAS LIGHT COMPANY	001006	4,668,306	7.2939%	1.50
WHEELING PITTSBURGH STEEL CORP	001036	0	0.0000%	0.00
STAND ENERGY CORPORATION	001076	526,414	0.8225%	0.17
CONOCOPHILLIPS COMPANY	001129	0	0.0000%	0.00
FORD MOTOR COMPANY	001232	0	0.0000%	0.00
JOHNS MANVILLE	001493	7,750	0.0121%	0.00
RILEY NATURAL GAS COMPANY	001631	50	0.0001%	0.00
MINNESOTA MINING & MANUFACTURI	001672	31,930	0.0499%	0.01
NORTHEAST OHIO NATURAL GAS	001684	15,724	0.0246%	0.01
TOYOTA MOTOR ENGINEERING & MAN	001691	48,389	0.0756%	0.02
SNYDERS OF HANOVER, INC.	001697	25,141	0.0000%	0.00
DELMARVA POWER & LIGHT COMPANY	001860	550,548	0.8602%	0.18
PIEDMONT NATURAL GAS COMPANY,	001871	618,900	0.9670%	0.20
MARATHON OIL COMPANY	001886	0	0.0000%	0.00
PUBLIC SERVICE COMPANY OF NORT	002218	0	0.0000%	0.00
CITY OF FLEMINGSBURG	002282	2,817	0.0044%	0.00
NATIONAL GAS & OIL COOPERATIVE	002287	0	0.0000%	0.00
SWICKARD GAS COMPANY	002291	194	0.0000%	0.00
T. W. PHILLIPS GAS AND OIL CO.	002292	345,894	0.5404%	0.11



VILLAGE OF WILLIAMSPORT, OHIO	002298	360	0.0006%	0.00
ENERGYUSA -TPC CORP.	002378	64,072	0.1001%	0.02
NEW JERSEY NATURAL GAS COMPANY	002407	8	0.0000%	0.00
EAST OHIO GAS COMPANY	002412	510,542	0.7977%	0.16
OHIO CUMBERLAND GAS COMPANY	002436	58	0.0001%	0.00
EASTERN AMERICAN ENERGY CORPOR	002562	219,923	0.3436%	0.07
GAS MARKETING, INC.	002604	1,079	0.0000%	0.00
HESS CORPORATION	002651	2,131,088	0.0000%	0.00
EAST RESOURCES, INC.	002660	53	0.0001%	0.00
EMPIRE NATURAL GAS CORPORATION	002721	0	0.0000%	0.00
CABOT OIL & GAS MARKETING CORP	003858	91,842	0.1435%	0.03
EQUITABLE PRODUCTION COMPANY	004289	0	0.0000%	0.00
INTERSTATE NATURAL GAS COMPANY	004487	75,965	0.1187%	0.02
SNYDER ARMCLAR GAS CO.	004586	35,806	0.0559%	0.01
NATIONAL FUEL GAS DISTRIBUTION	004789	113,196	0.1769%	0.04
UTZ QUALITY FOODS, INC.	005036	29,264	0.0000%	0.00
HOPE GAS, INC. DBA DOMINION HO	005264	2,867	0.0045%	0.00
MARATHON PETROLEUM COMPANY LLC	005920	205,848	0.3216%	0.07
NORTHERN INDUSTRIAL ENERGY DEV	006149	0	0.0000%	0.00
PANDA BRANDYWINE LP	006280	494,000	0.7718%	0.16
HOPEWELL COGENERATION LIMITED	006370	111,790	0.1747%	0.04
KNG ENERGY, INC.	006374	2,484	0.0039%	0.00
M & B GAS SERVICES, INC.	006525	18,678	0.0292%	0.01
INTERSTATE GAS SUPPLY, INC.	006542	734,377	1.1474%	0.24
BP ENERGY COMPANY	006654	1,579,613	2.4680%	0.51
AK STEEL CORPORATION	006718	0	0.0000%	0.00
LEXMARK INTERNATIONAL, INC.	006823	6,510	0.0102%	0.00
TENASKA MARKETING VENTURES	006853	99,515	0.1555%	0.03
J. W. KINZER DRILLING COMPANY	006952	0	0.0000%	0.00
SOUTHERN TIER TRANSMISSION COR	007030	25,770	0.0403%	0.01
TOTAL GAS & POWER NORTH AMERIC	007249	0	0.0000%	0.00
JEFFERSON GAS TRANSMISSION COM	007311	1,256	0.0020%	0.00
PTC ALLIANCE CORP.	007469	14,964	0.0234%	0.00
MOUNTAIN STATE UNIVERSITY, INC	007667	682	0.0011%	0.00
SNYDER BROTHERS INC	007700	0	0.0000%	0.00
SPRAGUE ENERGY CORP.	007921	20,119	0.0314%	0.01
NATIONAL FUEL RESOURCES, INC.	007976	0	0.0000%	0.00
MOUNTAINEER GAS SERVICES INC.	008013	0	0.0000%	0.00
COLUMBUS SOUTHERN POWER COMPAN	008044	0	0.0000%	0.00
PPL ENERGYPLUS,LLC	008073	124,288	0.1942%	0.04
SEMPRA ENERGY TRADING LLC	008077	0	0.0000%	0.00
COBRA PETROLEUM PRODUCTION COR	008134	18,445	0.0288%	0.01
COLUMBIA GAS OF VIRGINIA, INC.	008238	1,369,796	2.1402%	0.44
REPUBLIC ENGINEERED PRODUCTS,	008319	0	0.0000%	0.00
UGI UTILITIES INC AS AGENT FOR	008412	1,169,298	1.8270%	0.37
DTE ENERGY TRADING, INC	008455	0	0.0000%	0.00
HONEYWELL INTERNATIONAL, INC.	008715	918,177	1.4346%	0.29
PENN VIRGINIA CORP.	008852	93,000	0.1453%	0.03
RELIANT ENERGY SERVICES INC.	009336	6	0.0000%	0.00
NUI UTILITIES, INC.	009872	0	0.0000%	0.00
WALD LLC	009928	961	0.0015%	0.00
UGI ENERGY SERVICES INCORPORAT	009980	938,625	1.4665%	0.30
ATMOS ENERGY MARKETING, LLC	010216	115,139	0.1799%	0.04
INTEGRYS ENERGY SERVICES, INC.	010236	282,184	0.4409%	0.09
THE EASTON UTILITIES COMMISSIO	010274	9,269	0.0145%	0.00
COLONIAL ENERGY INC.	010285	0	0.0000%	0.00
WASHINGTON GAS ENERGY SERVICES	010306	867,947	1.3561%	0.28
PROLIANCE ENERGY L.L.C.	010316	676,752	1.0574%	0.22
ONEOK ENERGY SERVICES COMPANY,	010392	109,317	0.1708%	0.04
SOUTH JERSEY RESOURCES GROUP,	010394	31	0.0000%	0.00
ECONNERGY ENERGY COMPANY, INC.	010455	0	0.0000%	0.00
SUEZ ENERGY MARKETING NA, INC.	010530	372,325	0.5817%	0.12
CHESAPEAKE UTILITIES CORP DELA	010535	129,563	0.2024%	0.04

CHESAPEAKE UTILITIES CORP MARY	010536	42,526	0.0664%	0.01
MIRANT ENERGY TRADING, LLC	010541	9,784	0.0153%	0.00
BOLLINGER ENERGY	010558	0	0.0000%	0.00
NOVEC ENERGY SOLUTIONS, INC.	010566	0	0.0000%	0.00
CLEAN GAS INC	010571	0	0.0000%	0.00
UPSTREAM ENERGY SERVICES, L.P.	010618	0	0.0000%	0.00
ENERGETIX, INC.	010627	0	0.0000%	0.00
TIGER NATURAL GAS, INC.	010628	0	0.0000%	0.00
ENERGY AMERICA, LLC	010664	493,159	0.7705%	0.16
E. F. KENILWORTH, LLC	010675	0	0.0000%	0.00
OCCIDENTAL ENERGY MARKETING, I	010679	58,806	0.0919%	0.02
EQUITABLE ENERGY, L.L.C.	010685	10,660	0.0167%	0.00
PEPCO ENERGY SERVICES, INC.	010686	0	0.0000%	0.00
CDX GAS, LLC	010713	0	0.0000%	0.00
VIRGINIA POWER SERVICES ENERGY	010738	2,534,308	3.9597%	0.81
VIRGINIA POWER ENERGY MARKETIN	010740	43,151	0.0674%	0.01
UNION RURAL ELECTRIC COOPERATI	010744	2,356	0.0037%	0.00
DELTA NATURAL GAS COMPANY, INC 10754	010754	13,785	0.0215%	0.00
CORNING INCORPORATED-ST. COLLE	010758	0	0.0000%	0.00
FIRSTENERGY SOLUTIONS CORP.	010781	0	0.0000%	0.00
NJR ENERGY SERVICES COMPANY	010795	0	0.0000%	0.00
SOUTHSTAR ENERGY SERVICES, LLC	010799	0	0.0000%	0.00
NAMI RESOURCES COMPANY, LLC	010811	220,278	0.0000%	0.00
CUMBERLAND VALLEY RESOURCES, L	010813	11,134	0.0174%	0.00
ALLEGHENY ENERGY SUPPLY COMPAN	010824	19,015	0.0297%	0.01
CONECTIV ENERGY SUPPLY, INC.	010831	1,191,914	1.8623%	0.38
DPL ENERGY, INC.	010846	2,064	0.0000%	0.00
CONSTELLATION ENERGY COMMODITI	010851	721,258	1.1269%	0.23
EXELON ENERGY COMPANY	010868	431,412	0.6741%	0.14
DOMINION EXPLORATION & PRODUCT	010883	0	0.0000%	0.00
DOMINION FIELD SERVICES, INC.	010891	475,976	0.0000%	0.00
VECTREN ENERGY DELIVERY OF OHI	010892	1,434,241	2.2409%	0.46
MX ENERGY INC.	010893	6,738	0.0105%	0.00
DOMINION RETAIL, INC.	010908	11,680	0.0182%	0.00
METROMEDIA ENERGY	010922	0	0.0000%	0.00
AGWAY ENERGY SERVICES, LLC	010951	0	0.0000%	0.00
LOUIS DREYFUS ENERGY SERVICES	011111	0	0.0000%	0.00
SEQUENT ENERGY MANAGEMENT, L.P	011121	0	0.0000%	0.00
VOLUNTEER ENERGY SERVICES, INC	011128	72,774	0.1137%	0.02
T&F EXPLORATION, L.P.	011131	15,500	0.0242%	0.00
VECTREN RETAIL, LLC	011144	100,147	0.1565%	0.03
PSEG ENERGY RESOURCES AND TRAD	011171	104	0.0002%	0.00
KIDN MARKETING, LTD.	011195	4,477	0.0070%	0.00
CENTRAL MOTOR WHEEL OF AMERICA	011201	19,566	0.0306%	0.01
CNX GAS COMPANY, LLC	011213	77,500	0.1211%	0.02
HUDSON ENERGY SERVICES, LLC	011234	0	0.0000%	0.00
FORTUNA ENERGY INC.	011266	0	0.0000%	0.00
CIMA ENERGY, LTD.	011273	15,649	0.0245%	0.01
U.S. GAS & ELECTRIC, INC.	011275	0	0.0000%	0.00
ROCK SPRINGS GENERATION, LLC	011283	287,241	0.4488%	0.09
CED ROCK SPRINGS, LLC	011284	376,801	0.0000%	0.00
EAGLE ENERGY PARTNERS I, L.P.	011289	2,253	0.0000%	0.00
ISG ACQUISITION, INC.	011294	219,371	0.3428%	0.07
STATOIL NATURAL GAS LLC	011303	78,995	0.1234%	0.03
MEADWESTVACO CORPORATION	011305	161,397	0.2522%	0.05
DELTA ENERGY, LLC	011332	433,197	0.6768%	0.14
CONSTELLATION NEWENERGY-GAS DI	011362	0	0.0000%	0.00
SUNOCO POWER GENERATION L.L.C.	011385	1,149,431	1.7959%	0.37
ISG WEIRTON, INC.	011386	231,888	0.3623%	0.07
STUYVESANT ENERGY, L.L.C.	011394	0	0.0000%	0.00
BUNGE NORTH AMERICA	011407	103,004	0.1609%	0.03
GEOMET, INC.	011419	0	0.0000%	0.00
ENERGY CORPORATION OF AMERICA	011423	445	0.0007%	0.00

Appendix B  
Sheet 23 of 39

MERRILL LYNCH COMMODITIES, INC	011437	0	0.0000%	0.00
IDT ENERGY, INC.	011445	0	0.0000%	0.00
ESERVICES, INC.	011449	0	0.0000%	0.00
INFINITE ENERGY, INC.	011451	0	0.0000%	0.00
PACIFIC SUMMIT ENERGY,LLC	011453	0	0.0000%	0.00
NEWPAGE CORPORATION	011478	102,300	0.1598%	0.03
NCL NATURAL RESOURCES, LLC	011488	20,925	0.0327%	0.01
NEW ENGLAND GAS COMPANY	011490	0	0.0000%	0.00
COMMERCE ENERGY, INC.	011495	0	0.0000%	0.00
CHAPARRAL VIRGINIA, INC.	011501	0	0.0000%	0.00
ENSPIRE ENERGY, LLC	011509	0	0.0000%	0.00
BEAR ENERGY LP	011538	0	0.0000%	0.00
CHESAPEAKE APPALACHIA, LLC	011551	2,203,020	3.4421%	0.71
COLUMBIA UTILITIES, LLC	011607	0	0.0000%	0.00
UGI PENN NATURAL GAS, INC.	011615	63,431	0.0991%	0.02
PIVOTAL UTILITY HOLDINGS, INC.	011630	216,106	0.3377%	0.07
MITTAL STEEL USA, INC.	011639	0	0.0000%	0.00
PIVOTAL UTILITY HOLDINGS, INC	011657	3,348	0.0052%	0.00
DB ENERGY TRADING LLC	011673	0	0.0000%	0.00
HUSKY MARKETING AND SUPPLY COM	011678	64,971	0.1015%	0.02
JOHN D. OIL & GAS MARKETING	011715	0	0.0000%	0.00
ESERVICES, LLC	011732	0	0.0000%	0.00
SEVERSTAL SPARROWS POINT, LLC	011735	552,396	0.86%	0.18
SHELL ENERGY NORTH AMERICA (US	011738	329,445	0.5147%	0.11
		<u>67,266,864</u>	<u>100.00%</u>	<u>20.52</u>

COLUMBIA GAS TRANSMSSION, LLC  
ALLOCATION OF PENALTY REFUND  
FOR THE CONTRACT MONTH OF JULY 2009

CUSTOMER NAME	CUST NO.	INVOICED DTH	ALLOCATION PERCENTAGE	REFUND AMOUNT
ARISTECH CHEMICAL CORPORATION	000054	0	0.0000%	0.00
BALTIMORE GAS & ELECTRIC COMPA	000074	6,424,170	5.7774%	12,834.62
BLUEFIELD GAS COMPANY	000109	0	0.0000%	0.00
CALGON CARBON CORPORATION	000141	95,306	0.0857%	190.41
WATERVILLE GAS COMPANY	000162	5,848	0.0053%	11.68
CENTRAL HUDSON GAS & ELECTRIC	000165	214,327	0.1928%	428.20
DUKE ENERGY OHIO, INC.	000187	0	0.0000%	0.00
CITY OF CHARLOTTESVILLE	000193	511,500	0.4600%	1,021.91
CITY OF LANCASTER	000197	406,224	0.3653%	811.58
CITY OF RICHMOND	000198	615,784	0.5538%	1,230.25
COLUMBIA GAS OF KENTUCKY, INC	000208	3,511,396	3.1579%	7,015.29
COLUMBIA GAS OF MARYLAND, INC.	000209	757,266	0.6810%	1,512.92
COLUMBIA GAS OF OHIO, INC.	000214	17,854,213	16.0568%	35,670.36
COLUMBIA GAS OF PENNSYLVANIA,	000221	9,511,150	8.5537%	19,001.99
CORNING NATURAL GAS CORPORATIO	000261	0	0.0000%	0.00
E. I. DU PONT DE NEMOURS AND C	000309	0	0.0000%	0.00
ELAM UTILITY COMPANY, INC.	000322	2,438	0.0022%	4.87
GENERAL MOTORS CORPORATION	000383	5,818	0.0052%	11.62
GLEN GERY CORPORATION	000394	0	0.0000%	0.00
OSRAM SYLVANIA, INC.	000421	186,000	0.1673%	371.60
INTERNATIONAL PAPER COMPANY	000429	0	0.0000%	0.00
HONDA OF AMERICA MFG, INC.	000453	138,374	0.1244%	276.45
ALLEGHENY TECHNOLOGIES, INC.	000500	78,000	0.0701%	155.83
MOUNTAINEER GAS COMPANY	000633	0	0.0000%	0.00
NEW YORK STATE ELECTRIC & GAS	000666	1,200,448	1.0796%	2,398.33
ORANGE & ROCKLAND UTILITIES, I	000700	981,605	0.8828%	1,961.11
PPL GAS UTILITIES CORPORATION	000723	0	0.0000%	0.00
REYNOLDS METALS CO.	000774	6,324	0.0057%	12.63
RICHMOND UTILITIES BOARD	000778	0	0.0000%	0.00
ROANOKE GAS COMPANY	000784	0	0.0000%	0.00
SHELDON GAS COMPANY, INC.	000821	0	0.0000%	0.00
SOUTH JERSEY GAS COMPANY	000838	1,375,928	1.2374%	2,748.92
SUBURBAN NATURAL GAS COMPANY	000870	0	0.0000%	0.00
UNITED STATES GYPSUM COMPANY	000919	373,986	0.3363%	747.17
TYSON FOODS, INC.	000930	0	0.0000%	0.00
UGI UTILITIES INC.	000942	552,990	0.4973%	1,104.80
DUKE ENERGY KENTUCKY, INC.	000976	0	0.0000%	0.00
VIRGINIA NATURAL GAS, INC.	000996	2,950,380	2.6534%	5,894.46
WASHINGTON GAS LIGHT COMPANY	001006	9,599,254	8.6329%	19,178.01
WHEELING PITTSBURGH STEEL CORP	001036	0	0.0000%	0.00
STAND ENERGY CORPORATION	001076	986,247	0.8870%	1,970.39
CONOCOPHILLIPS COMPANY	001129	82,770	0.0744%	165.36
FORD MOTOR COMPANY	001232	0	0.0000%	0.00
JOHNS MANVILLE	001493	0	0.0000%	0.00
RILEY NATURAL GAS COMPANY	001631	2,222	0.0020%	4.44
MINNESOTA MINING & MANUFACTURI	001672	63,860	0.0574%	127.58
NORTHEAST OHIO NATURAL GAS	001684	59,301	0.0533%	118.48
TOYOTA MOTOR ENGINEERING & MAN	001691	86,064	0.0774%	171.94
SNYDERS OF HANOVER, INC.	001697	0	0.0000%	0.00
DELMARVA POWER & LIGHT COMPANY	001860	455,061	0.4092%	909.15
PIEDMONT NATURAL GAS COMPANY,	001871	0	0.0000%	0.00
MARATHON OIL COMPANY	001886	0	0.0000%	0.00
PUBLIC SERVICE COMPANY OF NORT	002218	0	0.0000%	0.00
CITY OF FLEMINGSBURG	002282	11,377	0.0102%	22.73
NATIONAL GAS & OIL COOPERATIVE	002287	0	0.0000%	0.00
SWICKARD GAS COMPANY	002291	0	0.0000%	0.00

T. W. PHILLIPS GAS AND OIL CO.	002292	580,393	0.5220%	1,159.55
VILLAGE OF WILLIAMSPORT, OHIO	002298	352	0.0003%	0.70
ENERGYUSA -TPC CORP.	002378	99,828	0.0000%	0.00
NEW JERSEY NATURAL GAS COMPANY	002407	141,426	0.1272%	282.55
EAST OHIO GAS COMPANY	002412	442,374	0.3978%	883.80
OHIO CUMBERLAND GAS COMPANY	002436	1,658	0.0015%	3.31
EASTERN AMERICAN ENERGY CORPOR	002562	1,092,200	0.9822%	2,182.07
GAS MARKETING, INC.	002604	0	0.0000%	0.00
HESS CORPORATION	002651	5,909,215	5.3143%	11,805.81
EAST RESOURCES, INC.	002660	7	0.0000%	0.01
EMPIRE NATURAL GAS CORPORATION	002721	0	0.0000%	0.00
CABOT OIL & GAS MARKETING CORP	003858	100,007	0.0899%	199.80
EQUITABLE PRODUCTION COMPANY	004289	0	0.0000%	0.00
INTERSTATE NATURAL GAS COMPANY	004487	144,212	0.1297%	288.12
JOSEPH E. PAULEY	004544	0	0.0000%	0.00
SNYDER ARMCLAR GAS CO.	004586	178,528	0.1606%	356.67
THE NARRAGANSETT ELECTRIC COMPANY	004719	1,824,562	1.6409%	3,645.23
NATIONAL FUEL GAS DISTRIBUTION	004789	374,815	0.3371%	748.83
UTZ QUALITY FOODS, INC.	005036	0	0.0000%	0.00
HOPE GAS, INC. DBA DOMINION HO	005264	4,223	0.0038%	8.44
MARATHON PETROLEUM COMPANY LLC	005920	485,150	0.4363%	969.26
EXCO-NORTH COAST ENERGY , INC.	006028	33,528	0.0302%	66.98
NORTHERN INDUSTRIAL ENERGY DEV	006149	0	0.0000%	0.00
PANDA BRANDYWINE LP	006280	0	0.0000%	0.00
HOPEWELL COGENERATION LIMITED	006370	20,000	0.0180%	39.96
KNG ENERGY, INC.	006374	5,120	0.0046%	10.23
M & B GAS SERVICES, INC.	006525	36,526	0.0328%	72.97
INTERSTATE GAS SUPPLY, INC.	006542	1,832,560	1.6481%	3,661.21
BP ENERGY COMPANY	006654	2,086,213	1.8762%	4,167.97
AK STEEL CORPORATION	006718	0	0.0000%	0.00
LEXMARK INTERNATIONAL, INC.	006823	0	0.0000%	0.00
TENASKA MARKETING VENTURES	006853	91,918	0.0827%	183.64
MACQUARIE COOK ENERGY, LLC	006932	15,342	0.0138%	30.65
J. W. KINZER DRILLING COMPANY	006952	0	0.0000%	0.00
SOUTHERN TIER TRANSMISSION COR	007030	50,206	0.0452%	100.30
TOTAL GAS & POWER NORTH AMERIC	007249	0	0.0000%	0.00
JEFFERSON GAS TRANSMISSION COM	007311	2,113	0.0019%	4.22
PTC ALLIANCE CORP.	007469	0	0.0000%	0.00
MOUNTAIN STATE UNIVERSITY, INC	007667	930	0.0008%	1.86
SNYDER BROTHERS INC	007700	0	0.0000%	0.00
SOUTHEASTERN NATURAL GAS COMPANY	'007720	0	0.0000%	0.00
SPRAGUE ENERGY CORP.	007921	40,238	0.0000%	0.00
NATIONAL FUEL RESOURCES, INC.	007976	0	0.0000%	0.00
MOUNTAINEER GAS SERVICES INC.	008013	0	0.0000%	0.00
COLUMBUS SOUTHERN POWER COMPAN	008044	25,364	0.0228%	50.67
PPL ENERGYPLUS,LLC	008073	401,068	0.3607%	801.28
SEMPRA ENERGY TRADING LLC	008077	1,358,488	0.0000%	0.00
COBRA PETROLEUM PRODUCTION COR	008134	37,696	0.0339%	75.31
COLUMBIA GAS OF VIRGINIA, INC.	008238	2,822,669	2.5385%	5,639.31
REPUBLIC ENGINEERED PRODUCTS,	008319	0	0.0000%	0.00
UGI UTILITIES INC AS AGENT FOR	008412	1,420,064	1.2771%	2,837.10
DTE ENERGY TRADING, INC	008455	0	0.0000%	0.00
HONEYWELL INTERNATIONAL, INC.	008715	3,225,217	2.9005%	6,443.55
PENN VIRGINIA CORP.	008852	0	0.0000%	0.00
RELIANT ENERGY SERVICES INC.	009336	1,120	0.0000%	0.00
NUI UTILITIES, INC.	009872	0	0.0000%	0.00
WALD LLC	009928	1,440	0.0013%	2.88
UGI ENERGY SERVICES INCORPORAT	009980	2,517,904	2.2644%	5,030.43
ATMOS ENERGY MARKETING, LLC	010216	82,260	0.0740%	164.34
INTEGRYS ENERGY SERVICES, INC.	010236	482,273	0.4337%	963.52
THE EASTON UTILITIES COMMISSIO	010274	37,174	0.0334%	74.27
COLONIAL ENERGY INC.	010285	0	0.0000%	0.00
WASHINGTON GAS ENERGY SERVICES	010306	1,736,792	1.5619%	3,469.88

PROLIANCE ENERGY L.L.C.	010316	878,890	0.7904%	1,755.90
ONEOK ENERGY SERVICES COMPANY,	010392	56,774	0.0511%	113.43
SOUTH JERSEY RESOURCES GROUP,	010394	309,968	0.2788%	619.27
ECONNERGY ENERGY COMPANY, INC.	010455	0	0.0000%	0.00
SUEZ ENERGY MARKETING NA, INC.	010530	285,453	0.2567%	570.30
CHESAPEAKE UTILITIES CORP DELA	010535	0	0.0000%	0.00
CHESAPEAKE UTILITIES CORP MARY	010536	0	0.0000%	0.00
MIRANT ENERGY TRADING, LLC	010541	0	0.0000%	0.00
BOLLINGER ENERGY	010558	0	0.0000%	0.00
NOVEC ENERGY SOLUTIONS, INC.	010566	0	0.0000%	0.00
CLEAN GAS INC	010571	0	0.0000%	0.00
UPSTREAM ENERGY SERVICES, L.P.	010618	0	0.0000%	0.00
ENERGETIX, INC.	010627	0	0.0000%	0.00
TIGER NATURAL GAS, INC.	010628	0	0.0000%	0.00
ENERGY AMERICA, LLC	010664	241,794	0.2175%	483.07
E. F. KENILWORTH, LLC	010675	0	0.0000%	0.00
OCCIDENTAL ENERGY MARKETING, I	010679	239,994	0.2158%	479.48
EQUITABLE ENERGY, L.L.C.	010685	20,604	0.0185%	41.16
PEPCO ENERGY SERVICES, INC.	010686	0	0.0000%	0.00
CDX GAS, LLC	010713	0	0.0000%	0.00
VIRGINIA POWER SERVICES ENERGY	010738	3,628,289	3.2630%	7,248.83
VIRGINIA POWER ENERGY MARKETIN	010740	121,652	0.1094%	243.04
UNION RURAL ELECTRIC COOPERATI	010744	0	0.0000%	0.00
DELTA NATURAL GAS COMPANY, INC 10754	010754	0	0.0000%	0.00
CORNING INCORPORATED-ST. COLLE	010758	0	0.0000%	0.00
FIRSTENERGY SOLUTIONS CORP.	010781	0	0.0000%	0.00
MOUNTAIN STATE PRODUCTION, INC	010793	0	0.0000%	0.00
NJR ENERGY SERVICES COMPANY	010795	0	0.0000%	0.00
SOUTHSTAR ENERGY SERVICES, LLC	010799	0	0.0000%	0.00
NAMI RESOURCES COMPANY, LLC	010811	429,276	0.0000%	0.00
CUMBERLAND VALLEY RESOURCES, L	010813	28,024	0.0252%	55.99
ALLEGHENY ENERGY SUPPLY COMPAN	010824	117,164	0.1054%	234.08
CONECTIV ENERGY SUPPLY, INC.	010831	2,190,259	1.9698%	4,375.84
DPL ENERGY, INC.	010846	7,678	0.0069%	15.34
CONSTELLATION ENERGY COMMODITI	010851	2,600	0.0023%	5.19
EXELON ENERGY COMPANY	010868	693,402	0.6236%	1,385.32
DOMINION EXPLORATION & PRODUCT	010883	0	0.0000%	0.00
DOMINION FIELD SERVICES, INC.	010891	1,228,245	1.1046%	2,453.87
VECTREN ENERGY DELIVERY OF OHI	010892	0	0.0000%	0.00
MX ENERGY INC.	010893	11,016	0.0099%	22.01
DOMINION RETAIL, INC.	010908	31,000	0.0279%	61.93
METROMEDIA ENERGY	010922	0	0.0000%	0.00
AGWAY ENERGY SERVICES, LLC	010951	0	0.0000%	0.00
SPARK ENERGY GAS, LP	010967	0	0.0000%	0.00
LOUIS DREYFUS ENERGY SERVICES	011111	0	0.0000%	0.00
SEQUENT ENERGY MANAGEMENT, L.P	011121	64,832	0.0583%	129.53
VOLUNTEER ENERGY SERVICES, INC	011128	117,779	0.1059%	235.31
T&F EXPLORATION, L.P.	011131	31,000	0.0279%	61.93
VECTREN RETAIL, LLC	011144	33,290	0.0299%	66.51
PSEG ENERGY RESOURCES AND TRAD	011171	3,450	0.0031%	6.89
KIDN MARKETING, LTD.	011195	6,008	0.0054%	12.00
CENTRAL MOTOR WHEEL OF AMERICA	011201	26,094	0.0235%	52.13
CNX GAS COMPANY, LLC	011213	179,800	0.1617%	359.22
HUDSON ENERGY SERVICES, LLC	011234	0	0.0000%	0.00
FORTUNA ENERGY INC.	011266	0	0.0000%	0.00
CIMA ENERGY, LTD.	011273	50,783	0.0457%	101.46
U.S. GAS & ELECTRIC, INC.	011275	0	0.0000%	0.00
ROCK SPRINGS GENERATION, LLC	011283	88,871	0.0799%	177.55
CED ROCK SPRINGS, LLC	011284	0	0.0000%	0.00
EAGLE ENERGY PARTNERS I, L.P.	011289	1,603,192	1.4418%	3,202.96
ISG ACQUISITION, INC.	011294	250,696	0.2255%	500.86
STATOIL NATURAL GAS LLC	011303	525,318	0.4724%	1,049.51
MEADWESTVACO CORPORATION	011305	203,564	0.1831%	406.69

DELTA ENERGY, LLC	011332	794,432	0.7145%	1,587.17
CONSTELLATION NEWENERGY-GAS DI	011362	0	0.0000%	0.00
NRG POWER MARKETING, LLC	011374	0	0.0000%	0.00
SUNOCO POWER GENERATION L.L.C.	011385	2,940,518	2.6445%	5,874.76
ISG WEIRTON, INC.	011386	424,700	0.3819%	848.49
STUYVESANT ENERGY, L.L.C.	011394	0	0.0000%	0.00
HARD ROCK EXPLORATION, INC	011396	0	0.0000%	0.00
BUNGE NORTH AMERICA	011407	210,180	0.1890%	419.91
GEOMET, INC.	011419	0	0.0000%	0.00
ENERGY CORPORATION OF AMERICA	011423	4,562	0.0041%	9.11
MERRILL LYNCH COMMODITIES, INC	011437	0	0.0000%	0.00
IDT ENERGY, INC.	011445	0	0.0000%	0.00
ESERVICES, INC.	011449	0	0.0000%	0.00
INFINITE ENERGY, INC.	011451	0	0.0000%	0.00
PACIFIC SUMMIT ENERGY,LLC	011453	0	0.0000%	0.00
NEWPAGE CORPORATION	011478	6,600	0.0059%	13.19
NCL NATURAL RESOURCES, LLC	011488	36,450	0.0328%	72.82
NEW ENGLAND GAS COMPANY	011490	0	0.0000%	0.00
COMMERCE ENERGY, INC.	011495	33,790	0.0304%	67.51
CHAPARRAL VIRGINIA, INC.	011501	0	0.0000%	0.00
ENSPIRE ENERGY, LLC	011509	0	0.0000%	0.00
BEAR ENERGY LP	011538	0	0.0000%	0.00
CHESAPEAKE APPALACHIA, LLC	011551	1,839,470	1.6543%	3,675.01
COLUMBIA UTILITIES, LLC	011607	0	0.0000%	0.00
UGI PENN NATURAL GAS, INC.	011615	160,223	0.1441%	320.10
PIVOTAL UTILITY HOLDINGS, INC.	011630	458,621	0.4125%	916.26
MITTAL STEEL USA, INC.	011639	0	0.0000%	0.00
PIVOTAL UTILITY HOLDINGS, INC	011657	14,880	0.0134%	29.73
DB ENERGY TRADING LLC	011673	0	0.0000%	0.00
HUSKY MARKETING AND SUPPLY COM	011678	285,202	0.2565%	569.80
JOHN D. OIL & GAS MARKETING	011715	39,916	0.0359%	79.75
ESERVICES, LLC	011732	30,386	0.0273%	60.71
SEVERSTAL SPARROWS POINT, LLC	011735	1,794,034	1.6134%	3,584.24
SHELL ENERGY NORTH AMERICA (US	011738	95,876	0.0862%	191.55
CNE GAS SUPPLY, LLC	3841069	820,987	0.7383%	1640.22
NAEA ROCK SPRINGS, LLC	451023	104,967	0.0944%	209.71
UGI CENTRAL PENN GAS, INC.	3021059	471,556	0.4241%	942.11
		<u>113,122,913</u>	<u>100.00%</u>	<u>222,150.51</u>

COLUMBIA GAS TRANSMSSION, LLC  
ALLOCATION OF PENALTY REFUND  
FOR THE CONTRACT MONTH OF AUGUST 2009

CUSTOMER NAME	CUST NO.	INVOICED DTH	ALLOCATION PERCENTAGE	REFUND AMOUNT
ARISTECH CHEMICAL CORPORATION	000054	0	0.0000%	0.00
BALTIMORE GAS & ELECTRIC COMPA	000074	3,466,630	3.6667%	1,585.01
BLUEFIELD GAS COMPANY	000109	0	0.0000%	0.00
CALGON CARBON CORPORATION	000141	80,892	0.0856%	36.99
WATERVILLE GAS COMPANY	000162	8,814	0.0093%	4.03
CENTRAL HUDSON GAS & ELECTRIC	000165	209,608	0.2217%	95.84
DUKE ENERGY OHIO, INC.	000187	0	0.0000%	0.00
CITY OF CHARLOTTESVILLE	000193	465,000	0.4918%	212.61
CITY OF LANCASTER	000197	405,480	0.4289%	185.39
CITY OF RICHMOND	000198	615,784	0.6513%	281.55
COLUMBIA GAS OF KENTUCKY, INC	000208	1,731,143	1.8311%	791.51
COLUMBIA GAS OF MARYLAND, INC.	000209	525,408	0.5557%	240.23
COLUMBIA GAS OF OHIO, INC.	000214	16,670,737	17.6331%	7,622.15
COLUMBIA GAS OF PENNSYLVANIA,	000221	7,761,822	8.2099%	3,548.85
CORNING NATURAL GAS CORPORATIO	000261	1,488	0.0016%	0.68
E. I. DU PONT DE NEMOURS AND C	000309	0	0.0000%	0.00
ELAM UTILITY COMPANY, INC.	000322	3,341	0.0035%	1.53
GENERAL MOTORS CORPORATION	000383	23,006	0.0243%	10.52
GLEN GERY CORPORATION	000394	0	0.0000%	0.00
OSRAM SYLVANIA, INC.	000421	186,000	0.1967%	85.04
INTERNATIONAL PAPER COMPANY	000429	0	0.0000%	0.00
HONDA OF AMERICA MFG, INC.	000453	226,998	0.2401%	103.79
ALLEGHENY TECHNOLOGIES, INC.	000500	72,044	0.0762%	32.94
MOUNTAINEER GAS COMPANY	000633	0	0.0000%	0.00
NEW YORK STATE ELECTRIC & GAS	000666	1,180,886	1.2491%	539.92
ORANGE & ROCKLAND UTILITIES, I	000700	741,876	0.7847%	339.20
PPL GAS UTILITIES CORPORATION	000723	0	0.0000%	0.00
REYNOLDS METALS CO.	000774	4,850	0.0051%	2.22
RICHMOND UTILITIES BOARD	000778	0	0.0000%	0.00
ROANOKE GAS COMPANY	000784	0	0.0000%	0.00
SHELDON GAS COMPANY, INC.	000821	0	0.0000%	0.00
SOUTH JERSEY GAS COMPANY	000838	1,503,850	1.5907%	687.59
SUBURBAN NATURAL GAS COMPANY	000870	0	0.0000%	0.00
UNITED STATES GYPSUM COMPANY	000919	299,845	0.3172%	137.09
TYSON FOODS, INC.	000930	0	0.0000%	0.00
UGI UTILITIES INC.	000942	453,502	0.4797%	207.35
DUKE ENERGY KENTUCKY, INC.	000976	0	0.0000%	0.00
VIRGINIA NATURAL GAS, INC.	000996	2,268,307	2.3992%	1,037.11
WASHINGTON GAS LIGHT COMPANY	001006	6,791,726	7.1838%	3,105.30
WHEELING PITTSBURGH STEEL CORP	001036	0	0.0000%	0.00
STAND ENERGY CORPORATION	001076	784,971	0.8303%	358.90
CONOCOPHILLIPS COMPANY	001129	0	0.0000%	0.00
FORD MOTOR COMPANY	001232	0	0.0000%	0.00
JOHNS MANVILLE	001493	0	0.0000%	0.00
RILEY NATURAL GAS COMPANY	001631	98	0.0001%	0.04
MINNESOTA MINING & MANUFACTURI	001672	0	0.0000%	0.00
NORTHEAST OHIO NATURAL GAS	001684	14,663	0.0155%	6.70
TOYOTA MOTOR ENGINEERING & MAN	001691	138,885	0.1469%	63.50
SNYDERS OF HANOVER, INC.	001697	0	0.0000%	0.00
DELMARVA POWER & LIGHT COMPANY	001860	362,804	0.3837%	165.88
PIEDMONT NATURAL GAS COMPANY,	001871	0	0.0000%	0.00
MARATHON OIL COMPANY	001886	0	0.0000%	0.00
PUBLIC SERVICE COMPANY OF NORT	002218	0	0.0000%	0.00
CITY OF FLEMINGSBURG	002282	2,382	0.0025%	1.09
NATIONAL GAS & OIL COOPERATIVE	002287	0	0.0000%	0.00
SWICKARD GAS COMPANY	002291	0	0.0000%	0.00



Appendix B  
Sheet 29 of 39

T. W. PHILLIPS GAS AND OIL CO.	002292	535,936	0.5669%	245.04
VILLAGE OF WILLIAMSPORT, OHIO	002298	350	0.0004%	0.16
ENERGYUSA -TPC CORP.	002378	110,932	0.1173%	50.72
NEW JERSEY NATURAL GAS COMPANY	002407	70,484	0.0746%	32.23
EAST OHIO GAS COMPANY	002412	403,230	0.4265%	184.36
OHIO CUMBERLAND GAS COMPANY	002436	1,857	0.0020%	0.85
EASTERN AMERICAN ENERGY CORPOR	002562	1,024,296	1.0834%	468.33
GAS MARKETING, INC.	002604	0	0.0000%	0.00
HESS CORPORATION	002651	6,190,837	6.5482%	2,830.57
EAST RESOURCES, INC.	002660	0	0.0000%	0.00
EMPIRE NATURAL GAS CORPORATION	002721	0	0.0000%	0.00
CABOT OIL & GAS MARKETING CORP	003858	95,597	0.1011%	43.71
EQUITABLE PRODUCTION COMPANY	004289	0	0.0000%	0.00
INTERSTATE NATURAL GAS COMPANY	004487	136,140	0.1440%	62.25
JOSEPH E. PAULEY	004544	1,442	0.0015%	0.66
SNYDER ARMCLAR GAS CO.	004586	146,445	0.1549%	66.96
THE NARRAGANSETT ELECTRIC COMPANY	004719	1,873,620	1.9818%	856.65
NATIONAL FUEL GAS DISTRIBUTION	004789	302,100	0.3195%	138.13
UTZ QUALITY FOODS, INC.	005036	0	0.0000%	0.00
HOPE GAS, INC. DBA DOMINION HO	005264	3,646	0.0039%	1.67
MARATHON PETROLEUM COMPANY LLC	005920	469,500	0.4966%	214.66
EXCO-NORTH COAST ENERGY , INC.	006028	23,200	0.0245%	10.61
NORTHERN INDUSTRIAL ENERGY DEV	006149	0	0.0000%	0.00
PANDA BRANDYWINE LP	006280	0	0.0000%	0.00
HOPEWELL COGENERATION LIMITED	006370	0	0.0000%	0.00
KNG ENERGY, INC.	006374	4,198	0.0044%	1.92
M & B GAS SERVICES, INC.	006525	36,869	0.0390%	16.86
INTERSTATE GAS SUPPLY, INC.	006542	1,791,099	0.0000%	0.00
BP ENERGY COMPANY	006654	3,184,157	3.3680%	1,455.86
AK STEEL CORPORATION	006718	0	0.0000%	0.00
LEXMARK INTERNATIONAL, INC.	006823	12,600	0.0133%	5.76
TENASKA MARKETING VENTURES	006853	301,902	0.3193%	138.04
MACQUARIE COOK ENERGY, LLC	006932	730	0.0008%	0.33
J. W. KINZER DRILLING COMPANY	006952	16,864	0.0178%	7.71
SOUTHERN TIER TRANSMISSION COR	007030	39,200	0.0415%	17.92
TOTAL GAS & POWER NORTH AMERIC	007249	0	0.0000%	0.00
JEFFERSON GAS TRANSMISSION COM	007311	482	0.0005%	0.22
PTC ALLIANCE CORP.	007469	0	0.0000%	0.00
MOUNTAIN STATE UNIVERSITY, INC	007667	600	0.0006%	0.27
SNYDER BROTHERS INC	007700	0	0.0000%	0.00
SOUTHEASTERN NATURAL GAS COMPANY	007720	22	0.0000%	0.01
SPRAGUE ENERGY CORP.	007921	38,940	0.0412%	17.80
NATIONAL FUEL RESOURCES, INC.	007976	0	0.0000%	0.00
MOUNTAINEER GAS SERVICES INC.	008013	0	0.0000%	0.00
COLUMBUS SOUTHERN POWER COMPAN	008044	20,179	0.0213%	9.23
PPL ENERGYPLUS,LLC	008073	398,916	0.4219%	182.39
SEMPRA ENERGY TRADING LLC	008077	1,427,408	0.0000%	0.00
COBRA PETROLEUM PRODUCTION COR	008134	38,964	0.0412%	17.82
COLUMBIA GAS OF VIRGINIA, INC.	008238	2,931,082	3.1003%	1,340.15
REPUBLIC ENGINEERED PRODUCTS,	008319	0	0.0000%	0.00
UGI UTILITIES INC AS AGENT FOR	008412	1,253,750	1.3261%	573.24
DTE ENERGY TRADING, INC	008455	0	0.0000%	0.00
HONEYWELL INTERNATIONAL, INC.	008715	3,037,186	0.0000%	0.00
PENN VIRGINIA CORP.	008852	0	0.0000%	0.00
RELIANT ENERGY SERVICES INC.	009336	5,809	0.0000%	0.00
NUI UTILITIES, INC.	009872	0	0.0000%	0.00
WALD LLC	009928	1,320	0.0014%	0.60
UGI ENERGY SERVICES INCORPORAT	009980	1,534,086	1.6226%	701.41
ATMOS ENERGY MARKETING, LLC	010216	38,502	0.0000%	0.00
INTEGRYS ENERGY SERVICES, INC.	010236	403,209	0.4265%	184.35
THE EASTON UTILITIES COMMISSIO	010274	51,228	0.0542%	23.42
COLONIAL ENERGY INC.	010285	0	0.0000%	0.00
WASHINGTON GAS ENERGY SERVICES	010306	1,680,741	1.7778%	768.47

PROLIANCE ENERGY L.L.C.	010316	937,312	0.9914%	428.56
ONEOK ENERGY SERVICES COMPANY,	010392	51,550	0.0545%	23.57
SOUTH JERSEY RESOURCES GROUP,	010394	300,060	0.3174%	137.19
ECONNERGY ENERGY COMPANY, INC.	010455	0	0.0000%	0.00
SUEZ ENERGY MARKETING NA, INC.	010530	191,595	0.2027%	87.60
CHESAPEAKE UTILITIES CORP DELA	010535	0	0.0000%	0.00
CHESAPEAKE UTILITIES CORP MARY	010536	0	0.0000%	0.00
MIRANT ENERGY TRADING, LLC	010541	0	0.0000%	0.00
BOLLINGER ENERGY	010558	0	0.0000%	0.00
NOVEC ENERGY SOLUTIONS, INC.	010566	0	0.0000%	0.00
CLEAN GAS INC	010571	0	0.0000%	0.00
UPSTREAM ENERGY SERVICES, L.P.	010618	0	0.0000%	0.00
ENERGETIX, INC.	010627	0	0.0000%	0.00
TIGER NATURAL GAS, INC.	010628	0	0.0000%	0.00
ENERGY AMERICA, LLC	010664	348,050	0.3681%	159.13
E. F. KENILWORTH, LLC	010675	0	0.0000%	0.00
OCCIDENTAL ENERGY MARKETING, I	010679	408,940	0.4325%	186.97
EQUITABLE ENERGY, L.L.C.	010685	63,278	0.0669%	28.93
PEPCO ENERGY SERVICES, INC.	010686	0	0.0000%	0.00
CDX GAS, LLC	010713	0	0.0000%	0.00
VIRGINIA POWER SERVICES ENERGY	010738	3,662,447	3.8739%	1,674.54
VIRGINIA POWER ENERGY MARKETIN	010740	125,160	0.1324%	57.23
UNION RURAL ELECTRIC COOPERATI	010744	0	0.0000%	0.00
DELTA NATURAL GAS COMPANY, INC 10754	010754	0	0.0000%	0.00
CORNING INCORPORATED-ST. COLLE	010758	0	0.0000%	0.00
FIRSTENERGY SOLUTIONS CORP.	010781	0	0.0000%	0.00
MOUNTAIN STATE PRODUCTION, INC	010793	960	0.0010%	0.44
NJR ENERGY SERVICES COMPANY	010795	0	0.0000%	0.00
SOUTHSTAR ENERGY SERVICES, LLC	010799	0	0.0000%	0.00
NAMI RESOURCES COMPANY, LLC	010811	413,160	0.0000%	0.00
CUMBERLAND VALLEY RESOURCES, L	010813	26,080	0.0276%	11.92
ALLEGHENY ENERGY SUPPLY COMPAN	010824	106,100	0.1122%	48.51
CONECTIV ENERGY SUPPLY, INC.	010831	3,029,666	3.2046%	1,385.22
DPL ENERGY, INC.	010846	616	0.0000%	0.00
CONSTELLATION ENERGY COMMODITI	010851	9,098	0.0096%	4.16
EXELON ENERGY COMPANY	010868	727,134	0.7691%	332.46
DOMINION EXPLORATION & PRODUCT	010883	0	0.0000%	0.00
DOMINION FIELD SERVICES, INC.	010891	714,474	0.7557%	326.67
VECTREN ENERGY DELIVERY OF OHI	010892	0	0.0000%	0.00
MX ENERGY INC.	010893	52,790	0.0558%	24.14
DOMINION RETAIL, INC.	010908	30,000	0.0317%	13.72
METROMEDIA ENERGY	010922	61,800	0.0654%	28.26
AGWAY ENERGY SERVICES, LLC	010951	0	0.0000%	0.00
SPARK ENERGY GAS, LP	010967	2,100	0.0022%	0.96
LOUIS DREYFUS ENERGY SERVICES	011111	0	0.0000%	0.00
SEQUENT ENERGY MANAGEMENT, L.P	011121	65,042	0.0688%	29.74
VOLUNTEER ENERGY SERVICES, INC	011128	210,352	0.2225%	96.18
T&F EXPLORATION, L.P.	011131	30,000	0.0317%	13.72
VECTREN RETAIL, LLC	011144	24,126	0.0255%	11.03
PSEG ENERGY RESOURCES AND TRAD	011171	0	0.0000%	0.00
KIDN MARKETING, LTD.	011195	8,864	0.0094%	4.05
CENTRAL MOTOR WHEEL OF AMERICA	011201	48,055	0.0508%	21.97
CNX GAS COMPANY, LLC	011213	174,000	0.1840%	79.56
HUDSON ENERGY SERVICES, LLC	011234	0	0.0000%	0.00
FORTUNA ENERGY INC.	011266	0	0.0000%	0.00
CIMA ENERGY, LTD.	011273	80,364	0.0850%	36.74
U.S. GAS & ELECTRIC, INC.	011275	0	0.0000%	0.00
ROCK SPRINGS GENERATION, LLC	011283	503,260	0.5323%	230.10
CED ROCK SPRINGS, LLC	011284	0	0.0000%	0.00
EAGLE ENERGY PARTNERS I, L.P.	011289	894,366	0.9460%	408.92
ISG ACQUISITION, INC.	011294	227,000	0.2401%	103.79
STATOIL NATURAL GAS LLC	011303	535,556	0.5665%	244.87
MEADWESTVACO CORPORATION	011305	299,480	0.3168%	136.93

Appendix B  
Sheet 31 of 39

DELTA ENERGY, LLC	011332	814,772	0.8618%	372.53
CONSTELLATION NEWENERGY-GAS DI	011362	0	0.0000%	0.00
NRG POWER MARKETING, LLC	011374	1,500	0.0016%	0.69
SUNOCO POWER GENERATION L.L.C.	011385	3,311,292	3.5024%	1,513.98
ISG WEIRTON, INC.	011386	503,042	0.5321%	230.00
STUYVESANT ENERGY, L.L.C.	011394	0	0.0000%	0.00
HARD ROCK EXPLORATION, INC	011396	42,836	0.0453%	19.59
BUNGE NORTH AMERICA	011407	203,400	0.2151%	93.00
GEOMET, INC.	011419	0	0.0000%	0.00
ENERGY CORPORATION OF AMERICA	011423	4,412	0.0047%	2.02
MERRILL LYNCH COMMODITIES, INC	011437	0	0.0000%	0.00
IDT ENERGY, INC.	011445	0	0.0000%	0.00
ESERVICES, INC.	011449	0	0.0000%	0.00
INFINITE ENERGY, INC.	011451	0	0.0000%	0.00
PACIFIC SUMMIT ENERGY,LLC	011453	0	0.0000%	0.00
NEWPAGE CORPORATION	011478	81,046	0.0857%	37.06
NCL NATURAL RESOURCES, LLC	011488	40,078	0.0424%	18.32
NEW ENGLAND GAS COMPANY	011490	0	0.0000%	0.00
COMMERCE ENERGY, INC.	011495	49,320	0.0522%	22.55
CHAPARRAL VIRGINIA, INC.	011501	0	0.0000%	0.00
ENSPIRE ENERGY, LLC	011509	0	0.0000%	0.00
BEAR ENERGY LP	011538	0	0.0000%	0.00
CHESAPEAKE APPALACHIA, LLC	011551	101,734	0.1076%	46.51
COLUMBIA UTILITIES, LLC	011607	0	0.0000%	0.00
UGI PENN NATURAL GAS, INC.	011615	160,783	0.1701%	73.51
PIVOTAL UTILITY HOLDINGS, INC.	011630	372,900	0.3944%	170.50
MITTAL STEEL USA, INC.	011639	0	0.0000%	0.00
PIVOTAL UTILITY HOLDINGS, INC	011657	14,400	0.0152%	6.58
DB ENERGY TRADING LLC	011673	0	0.0000%	0.00
HUSKY MARKETING AND SUPPLY COM	011678	210,628	0.2228%	96.30
JOHN D. OIL & GAS MARKETING	011715	46,960	0.0497%	21.47
ESERVICES, LLC	011732	1,600	0.0017%	0.73
SEVERSTAL SPARROWS POINT, LLC	011735	1,684,205	1.7814%	770.05
SHELL ENERGY NORTH AMERICA (US	011738	179,374	0.1897%	82.01
DREVER HEAT TREATING, INC	100042	0	0.0000%	0
PENN GAS, INC	100074	0	0.0000%	0
CNE GAS SUPPLY, LLC	3841069	743,142	0.7860%	339.78
NAEA ROCK SPRINGS, LLC	451023	1,369,195	1.4482%	626.02
UGI CENTRAL PENN GAS, INC.	3021059	314,314	0.3325%	143.71
		<u>101,256,263</u>	<u>100.00%</u>	<u>43,226.58</u>

COLUMBIA GAS TRANSMSSION, LLC  
ALLOCATION OF PENALTY REFUND  
FOR THE CONTRACT MONTH OF SEPTEMBER 2009

CUSTOMER NAME	CUST NO.	INVOICED DTH	ALLOCATION PERCENTAGE	REFUND AMOUNT
ARISTECH CHEMICAL CORPORATION	000054	0	0.0000%	0.00
BALTIMORE GAS & ELECTRIC COMPA	000074	2,592,200	3.0820%	2,178.28
BLUEFIELD GAS COMPANY	000109	0	0.0000%	0.00
CALGON CARBON CORPORATION	000141	58,394	0.0694%	49.07
WATERVILLE GAS COMPANY	000162	5,964	0.0071%	5.01
CENTRAL HUDSON GAS & ELECTRIC	000165	22,080	0.0263%	18.55
DUKE ENERGY OHIO, INC.	000187	0	0.0000%	0.00
CITY OF CHARLOTTESVILLE	000193	432,444	0.5142%	363.39
CITY OF LANCASTER	000197	317,160	0.3771%	266.52
CITY OF RICHMOND	000198	595,920	0.7085%	500.76
COLUMBIA GAS OF KENTUCKY, INC	000208	1,800,960	2.1412%	1,513.39
COLUMBIA GAS OF MARYLAND, INC.	000209	524,926	0.6241%	441.11
COLUMBIA GAS OF OHIO, INC.	000214	14,329,019	17.0365%	12,040.98
COLUMBIA GAS OF PENNSYLVANIA,	000221	7,537,120	8.9612%	6,333.61
CORNING NATURAL GAS CORPORATIO	000261	2,280	0.0027%	1.92
E. I. DU PONT DE NEMOURS AND C	000309	0	0.0000%	0.00
ELAM UTILITY COMPANY, INC.	000322	1,261	0.0015%	1.06
GENERAL MOTORS CORPORATION	000383	19,668	0.0234%	16.53
GLEN GERY CORPORATION	000394	0	0.0000%	0.00
OSRAM SYLVANIA, INC.	000421	142,000	0.1688%	119.33
INTERNATIONAL PAPER COMPANY	000429	0	0.0000%	0.00
HONDA OF AMERICA MFG, INC.	000453	224,096	0.2664%	188.31
ALLEGHENY TECHNOLOGIES, INC.	000500	59,346	0.0706%	49.87
MOUNTAINEER GAS COMPANY	000633	0	0.0000%	0.00
NEW YORK STATE ELECTRIC & GAS	000666	830,438	0.9873%	697.84
ORANGE & ROCKLAND UTILITIES, I	000700	780,219	0.9276%	655.64
PPL GAS UTILITIES CORPORATION	000723	0	0.0000%	0.00
REYNOLDS METALS CO.	000774	3,726	0.0044%	3.13
RICHMOND UTILITIES BOARD	000778	0	0.0000%	0.00
ROANOKE GAS COMPANY	000784	0	0.0000%	0.00
SHELDON GAS COMPANY, INC.	000821	0	0.0000%	0.00
SOUTH JERSEY GAS COMPANY	000838	1,783,929	2.1210%	1,499.07
SUBURBAN NATURAL GAS COMPANY	000870	0	0.0000%	0.00
UNITED STATES GYPSUM COMPANY	000919	434,722	0.0000%	0.00
TYSON FOODS, INC.	000930	0	0.0000%	0.00
UGI UTILITIES INC.	000942	441,030	0.5244%	370.61
DUKE ENERGY KENTUCKY, INC.	000976	0	0.0000%	0.00
VIRGINIA NATURAL GAS, INC.	000996	2,436,506	2.8969%	2,047.45
WASHINGTON GAS LIGHT COMPANY	001006	6,956,974	8.2715%	5,846.10
WHEELING PITTSBURGH STEEL CORP	001036	0	0.0000%	0.00
STAND ENERGY CORPORATION	001076	704,058	0.8371%	591.64
CONOCOPHILLIPS COMPANY	001129	0	0.0000%	0.00
FORD MOTOR COMPANY	001232	0	0.0000%	0.00
JOHNS MANVILLE	001493	0	0.0000%	0.00
RILEY NATURAL GAS COMPANY	001631	100	0.0001%	0.08
MINNESOTA MINING & MANUFACTURI	001672	33,496	0.0398%	28.15
NORTHEAST OHIO NATURAL GAS	001684	44,028	0.0523%	37.00
TOYOTA MOTOR ENGINEERING & MAN	001691	102,420	0.1218%	86.07
SNYDERS OF HANOVER, INC.	001697	0	0.0000%	0.00
DELMARVA POWER & LIGHT COMPANY	001860	411,736	0.4895%	345.99
PIEDMONT NATURAL GAS COMPANY,	001871	0	0.0000%	0.00
MARATHON OIL COMPANY	001886	0	0.0000%	0.00
PUBLIC SERVICE COMPANY OF NORT	002218	0	0.0000%	0.00
CITY OF FLEMINGSBURG	002282	1,092	0.0013%	0.92
NATIONAL GAS & OIL COOPERATIVE	002287	0	0.0000%	0.00
SWICKARD GAS COMPANY	002291	0	0.0000%	0.00

T. W. PHILLIPS GAS AND OIL CO.	002292	241,600	0.2872%	203.02
VILLAGE OF WILLIAMSPORT, OHIO	002298	412	0.0005%	0.35
ENERGYUSA -TPC CORP.	002378	116,724	0.1388%	98.09
NEW JERSEY NATURAL GAS COMPANY	002407	75,258	0.0895%	63.24
EAST OHIO GAS COMPANY	002412	200,542	0.2384%	168.52
OHIO CUMBERLAND GAS COMPANY	002436	1,288	0.0015%	1.08
EASTERN AMERICAN ENERGY CORPOR	002562	1,083,922	1.2887%	910.84
GAS MARKETING, INC.	002604	0	0.0000%	0.00
HESS CORPORATION	002651	4,844,855	5.7603%	4,071.24
EAST RESOURCES, INC.	002660	0	0.0000%	0.00
EMPIRE NATURAL GAS CORPORATION	002721	0	0.0000%	0.00
CABOT OIL & GAS MARKETING CORP	003858	101,725	0.1209%	85.48
EQUITABLE PRODUCTION COMPANY	004289	0	0.0000%	0.00
INTERSTATE NATURAL GAS COMPANY	004487	130,320	0.1549%	109.51
JOSEPH E. PAULEY	004544	1,500	0.0018%	1.26
SNYDER ARMCLAR GAS CO.	004586	90,862	0.1080%	76.35
THE NARRAGANSETT ELECTRIC COMPANY	004719	1,793,696	2.1326%	1,507.28
NATIONAL FUEL GAS DISTRIBUTION	004789	178,194	0.2119%	149.74
UTZ QUALITY FOODS, INC.	005036	0	0.0000%	0.00
HOPE GAS, INC. DBA DOMINION HO	005264	4,272	0.0051%	3.59
MARATHON PETROLEUM COMPANY LLC	005920	469,440	0.5581%	394.48
EXCO-NORTH COAST ENERGY, INC.	006028	19,078	0.0227%	16.03
NORTHERN INDUSTRIAL ENERGY DEV	006149	0	0.0000%	0.00
PANDA BRANDYWINE LP	006280	0	0.0000%	0.00
HOPEWELL COGENERATION LIMITED	006370	0	0.0000%	0.00
KNG ENERGY, INC.	006374	4,510	0.0054%	3.79
M & B GAS SERVICES, INC.	006525	39,121	0.0465%	32.87
INTERSTATE GAS SUPPLY, INC.	006542	1,542,366	0.0000%	0.00
BP ENERGY COMPANY	006654	3,732,682	4.4380%	3,136.65
AK STEEL CORPORATION	006718	0	0.0000%	0.00
LEXMARK INTERNATIONAL, INC.	006823	12,600	0.0150%	10.59
TENASKA MARKETING VENTURES	006853	103,478	0.1230%	86.95
MACQUARIE COOK ENERGY, LLC	006932	20	0.0000%	0.02
J. W. KINZER DRILLING COMPANY	006952	0	0.0000%	0.00
SOUTHERN TIER TRANSMISSION COR	007030	30,680	0.0365%	25.78
TOTAL GAS & POWER NORTH AMERIC	007249	0	0.0000%	0.00
JEFFERSON GAS TRANSMISSION COM	007311	366	0.0004%	0.31
PTC ALLIANCE CORP.	007469	0	0.0000%	0.00
MOUNTAIN STATE UNIVERSITY, INC	007667	600	0.0007%	0.50
SNYDER BROTHERS INC	007700	0	0.0000%	0.00
SOUTHEASTERN NATURAL GAS COMPANY	007720	201	0.0002%	0.17
SPRAGUE ENERGY CORP.	007921	35,216	0.0419%	29.59
NATIONAL FUEL RESOURCES, INC.	007976	0	0.0000%	0.00
MOUNTAINEER GAS SERVICES INC.	008013	0	0.0000%	0.00
COLUMBUS SOUTHERN POWER COMPAN	008044	105,278	0.1252%	88.47
PPL ENERGYPLUS,LLC	008073	181,792	0.2161%	152.76
SEMPRA ENERGY TRADING LLC	008077	1,056,070	0.0000%	0.00
COBRA PETROLEUM PRODUCTION COR	008134	47,040	0.0559%	39.53
COLUMBIA GAS OF VIRGINIA, INC.	008238	2,584,921	3.0733%	2,172.17
REPUBLIC ENGINEERED PRODUCTS,	008319	0	0.0000%	0.00
UGI UTILITIES INC AS AGENT FOR	008412	1,271,778	1.5121%	1,068.70
DTE ENERGY TRADING, INC	008455	0	0.0000%	0.00
HONEYWELL INTERNATIONAL, INC.	008715	3,007,833	3.5762%	2,527.55
PENN VIRGINIA CORP.	008852	0	0.0000%	0.00
RELIANT ENERGY SERVICES INC.	009336	1,252	0.0000%	0.00
NUI UTILITIES, INC.	009872	0	0.0000%	0.00
WALD LLC	009928	1,674	0.0020%	1.41
UGI ENERGY SERVICES INCORPORAT	009980	2,012,830	2.3931%	1,691.42
ATMOS ENERGY MARKETING, LLC	010216	75,784	0.0000%	0.00
INTEGRYS ENERGY SERVICES, INC.	010236	263,400	0.3132%	221.34
THE EASTON UTILITIES COMMISSIO	010274	21,482	0.0255%	18.05
COLONIAL ENERGY INC.	010285	0	0.0000%	0.00
WASHINGTON GAS ENERGY SERVICES	010306	1,680,768	1.9983%	1,412.39

Appendix B  
Sheet 34 of 39

PROLIANCE ENERGY L.L.C.	010316	905,444	1.0765%	760.86
ONEOK ENERGY SERVICES COMPANY,	010392	14,354	0.0171%	12.06
SOUTH JERSEY RESOURCES GROUP,	010394	257,122	0.3057%	216.07
ECONNERGY ENERGY COMPANY, INC.	010455	0	0.0000%	0.00
SUEZ ENERGY MARKETING NA, INC.	010530	228	0.0000%	0.00
CHESAPEAKE UTILITIES CORP DELA	010535	0	0.0000%	0.00
CHESAPEAKE UTILITIES CORP MARY	010536	0	0.0000%	0.00
MIRANT ENERGY TRADING, LLC	010541	0	0.0000%	0.00
BOLLINGER ENERGY	010558	0	0.0000%	0.00
NOVEC ENERGY SOLUTIONS, INC.	010566	0	0.0000%	0.00
CLEAN GAS INC	010571	0	0.0000%	0.00
UPSTREAM ENERGY SERVICES, L.P.	010618	0	0.0000%	0.00
ENERGETIX, INC.	010627	0	0.0000%	0.00
TIGER NATURAL GAS, INC.	010628	0	0.0000%	0.00
ENERGY AMERICA, LLC	010664	295,568	0.3514%	248.37
E. F. KENILWORTH, LLC	010675	0	0.0000%	0.00
OCCIDENTAL ENERGY MARKETING, I	010679	301,208	0.3581%	253.11
EQUITABLE ENERGY, L.L.C.	010685	28,606	0.0340%	24.04
PEPCO ENERGY SERVICES, INC.	010686	0	0.0000%	0.00
CDX GAS, LLC	010713	0	0.0000%	0.00
VIRGINIA POWER SERVICES ENERGY	010738	3,541,062	4.2101%	2,975.63
VIRGINIA POWER ENERGY MARKETIN	010740	118,850	0.1413%	99.87
UNION RURAL ELECTRIC COOPERATI	010744	0	0.0000%	0.00
DELTA NATURAL GAS COMPANY, INC 10754	010754	0	0.0000%	0.00
CORNING INCORPORATED-ST. COLLE	010758	0	0.0000%	0.00
FIRSTENERGY SOLUTIONS CORP.	010781	0	0.0000%	0.00
MOUNTAIN STATE PRODUCTION, INC	010793	960	0.0011%	0.81
NJR ENERGY SERVICES COMPANY	010795	0	0.0000%	0.00
SOUTHSTAR ENERGY SERVICES, LLC	010799	0	0.0000%	0.00
NAMI RESOURCES COMPANY, LLC	010811	443,484	0.0000%	0.00
CUMBERLAND VALLEY RESOURCES, L	010813	25,150	0.0299%	21.13
ALLEGHENY ENERGY SUPPLY COMPAN	010824	173,346	0.2061%	145.67
CONECTIV ENERGY SUPPLY, INC.	010831	2,589,252	3.0785%	2,175.80
DPL ENERGY, INC.	010846	1,308	0.0000%	0.00
CONSTELLATION ENERGY COMMODITI	010851	0	0.0000%	0.00
EXELON ENERGY COMPANY	010868	596,817	0.7096%	501.52
DOMINION EXPLORATION & PRODUCT	010883	0	0.0000%	0.00
DOMINION FIELD SERVICES, INC.	010891	562,268	0.6685%	472.49
VECTREN ENERGY DELIVERY OF OHI	010892	0	0.0000%	0.00
MX ENERGY INC.	010893	11,430	0.0136%	9.60
DOMINION RETAIL, INC.	010908	30,000	0.0357%	25.21
METROMEDIA ENERGY	010922	0	0.0000%	0.00
AGWAY ENERGY SERVICES, LLC	010951	0	0.0000%	0.00
SPARK ENERGY GAS, LP	010967	0	0.0000%	0.00
LOUIS DREYFUS ENERGY SERVICES	011111	0	0.0000%	0.00
SEQUENT ENERGY MANAGEMENT, L.P	011121	19,132	0.0227%	16.08
VOLUNTEER ENERGY SERVICES, INC	011128	282,402	0.3358%	237.31
T&F EXPLORATION, L.P.	011131	30,000	0.0357%	25.21
VECTREN RETAIL, LLC	011144	10,946	0.0130%	9.20
PSEG ENERGY RESOURCES AND TRAD	011171	0	0.0000%	0.00
KIDN MARKETING, LTD.	011195	5,347	0.0064%	4.49
CENTRAL MOTOR WHEEL OF AMERICA	011201	62,448	0.0742%	52.48
CNX GAS COMPANY, LLC	011213	174,000	0.2069%	146.22
HUDSON ENERGY SERVICES, LLC	011234	0	0.0000%	0.00
FORTUNA ENERGY INC.	011266	0	0.0000%	0.00
CIMA ENERGY, LTD.	011273	52,860	0.0628%	44.42
U.S. GAS & ELECTRIC, INC.	011275	0	0.0000%	0.00
ROCK SPRINGS GENERATION, LLC	011283	161,844	0.1924%	136.00
CED ROCK SPRINGS, LLC	011284	0	0.0000%	0.00
EAGLE ENERGY PARTNERS I L.P.	011289	1,369,542	0.0000%	0.00
ISG ACQUISITION, INC.	011294	301,400	0.3583%	253.27
STATOIL NATURAL GAS LLC	011303	412,570	0.4905%	346.69
MEADWESTVACO CORPORATION	011305	398,928	0.4743%	335.23

Appendix B  
Sheet 35 of 39

DELTA ENERGY, LLC	011332	759,226	0.0000%	0.00
CONSTELLATION NEWENERGY-GAS DI	011362	0	0.0000%	0.00
NRG POWER MARKETING, LLC	011374	0	0.0000%	0.00
SUNOCO POWER GENERATION L.L.C.	011385	2,731,045	0.0000%	0.00
ISG WEIRTON, INC.	011386	487,440	0.5795%	409.61
STUYVESANT ENERGY, L.L.C.	011394	0	0.0000%	0.00
HARD ROCK EXPLORATION, INC	011396	101,000	0.1201%	84.87
BUNGE NORTH AMERICA	011407	203,400	0.2418%	170.92
GEOMET, INC.	011419	0	0.0000%	0.00
ENERGY CORPORATION OF AMERICA	011423	2,964	0.0035%	2.49
MERRILL LYNCH COMMODITIES, INC	011437	0	0.0000%	0.00
IDT ENERGY, INC.	011445	0	0.0000%	0.00
ESERVICES, INC.	011449	0	0.0000%	0.00
INFINITE ENERGY, INC.	011451	0	0.0000%	0.00
PACIFIC SUMMIT ENERGY,LLC	011453	0	0.0000%	0.00
NEWPAGE CORPORATION	011478	52,464	0.0624%	44.09
NCL NATURAL RESOURCES, LLC	011488	37,978	0.0452%	31.91
NEW ENGLAND GAS COMPANY	011490	0	0.0000%	0.00
COMMERCE ENERGY, INC.	011495	44,640	0.0531%	37.51
CHAPARRAL VIRGINIA, INC.	011501	0	0.0000%	0.00
ENSPIRE ENERGY, LLC	011509	0	0.0000%	0.00
BEAR ENERGY LP	011538	0	0.0000%	0.00
CHESAPEAKE APPALACHIA, LLC	011551	59,248	0.0704%	49.79
COLUMBIA UTILITIES, LLC	011607	0	0.0000%	0.00
UGI PENN NATURAL GAS, INC.	011615	275,488	0.3275%	231.50
PIVOTAL UTILITY HOLDINGS, INC.	011630	187,323	0.0000%	0.00
MITTAL STEEL USA, INC.	011639	0	0.0000%	0.00
PIVOTAL UTILITY HOLDINGS, INC	011657	11,460	0.0136%	9.63
DB ENERGY TRADING LLC	011673	0	0.0000%	0.00
HUSKY MARKETING AND SUPPLY COM	011678	259,354	0.3084%	217.94
JOHN D. OIL & GAS MARKETING	011715	36,608	0.0435%	30.76
ESERVICES, LLC	011732	0	0.0000%	0.00
SEVERSTAL SPARROWS POINT, LLC	011735	1,414,420	1.6817%	1,188.57
SHELL ENERGY NORTH AMERICA (US	011738	202,780	0.2411%	170.40
CNE GAS SUPPLY, LLC	3841069	819,793	0.9747%	688.89
NAEA ROCK SPRINGS, LLC	451023	737,830	0.8772%	620.01
UGI CENTRAL PENN GAS, INC.	3021059	311,254	0.3701%	261.55
		<u>92,710,333</u>	<u>100.00%</u>	<u>70,677.77</u>

COLUMBIA GAS TRANSMISSION, LLC  
ALLOCATION OF PENALTY REFUND  
FOR THE CONTRACT MONTH OF OCTOBER 2009

CUSTOMER NAME	CUST NO.	INVOICED DTH	ALLOCATION PERCENTAGE	REFUND AMOUNT
ARISTECH CHEMICAL CORPORATION	000054	0	0.0000%	0.00
BALTIMORE GAS & ELECTRIC COMPA	000074	4,609,011	5.9876%	1,674.34
BLUEFIELD GAS COMPANY	000109	0	0.0000%	0.00
CALGON CARBON CORPORATION	000141	113,506	0.1475%	41.23
WATERVILLE GAS COMPANY	000162	10,618	0.0138%	3.86
CENTRAL HUDSON GAS & ELECTRIC	000165	64,445	0.0837%	23.41
DUKE ENERGY OHIO, INC.	000187	0	0.0000%	0.00
CITY OF CHARLOTTESVILLE	000193	436,337	0.0000%	0.00
CITY OF LANCASTER	000197	281,987	0.3663%	102.44
CITY OF RICHMOND	000198	615,784	0.8000%	223.70
COLUMBIA GAS OF KENTUCKY, INC	000208	739,755	0.9610%	268.73
COLUMBIA GAS OF MARYLAND, INC.	000209	638,392	0.8293%	231.91
COLUMBIA GAS OF OHIO, INC.	000214	12,539,854	16.2905%	4,555.45
COLUMBIA GAS OF PENNSYLVANIA,	000221	6,724,083	8.7352%	2,442.69
CORNING NATURAL GAS CORPORATIO	000261	2,356	0.0000%	0.00
E. I. DU PONT DE NEMOURS AND C	000309	0	0.0000%	0.00
ELAM UTILITY COMPANY, INC.	000322	2,623	0.0034%	0.95
GENERAL MOTORS CORPORATION	000383	36,894	0.0479%	13.40
GLEN GERY CORPORATION	000394	0	0.0000%	0.00
OSRAM SYLVANIA, INC.	000421	135,594	0.1761%	49.26
INTERNATIONAL PAPER COMPANY	000429	0	0.0000%	0.00
HONDA OF AMERICA MFG, INC.	000453	406,608	0.5282%	147.71
ALLEGHENY TECHNOLOGIES, INC.	000500	78,200	0.1016%	28.41
MOUNTAINEER GAS COMPANY	000633	0	0.0000%	0.00
NEW YORK STATE ELECTRIC & GAS	000666	888,766	1.1546%	322.87
ORANGE & ROCKLAND UTILITIES, I	000700	466,074	0.6055%	169.31
PPL GAS UTILITIES CORPORATION	000723	0	0.0000%	0.00
REYNOLDS METALS CO.	000774	2,562	0.0033%	0.93
RICHMOND UTILITIES BOARD	000778	0	0.0000%	0.00
ROANOKE GAS COMPANY	000784	0	0.0000%	0.00
SHELDON GAS COMPANY, INC.	000821	0	0.0000%	0.00
SOUTH JERSEY GAS COMPANY	000838	1,999,256	2.5972%	726.28
SUBURBAN NATURAL GAS COMPANY	000870	0	0.0000%	0.00
UNITED STATES GYPSUM COMPANY	000919	436,319	0.5668%	158.50
TYSON FOODS, INC.	000930	0	0.0000%	0.00
UGI UTILITIES INC.	000942	931,560	1.2102%	338.41
DUKE ENERGY KENTUCKY, INC.	000976	0	0.0000%	0.00
VIRGINIA NATURAL GAS, INC.	000996	3,223,747	4.1880%	1,171.11
WASHINGTON GAS LIGHT COMPANY	001006	7,978,976	10.3655%	2,898.57
WHEELING PITTSBURGH STEEL CORP	001036	0	0.0000%	0.00
STAND ENERGY CORPORATION	001076	992,170	0.0000%	0.00
CONOCOPHILLIPS COMPANY	001129	4,860	0.0063%	1.77
FORD MOTOR COMPANY	001232	0	0.0000%	0.00
JOHNS MANVILLE	001493	0	0.0000%	0.00
RILEY NATURAL GAS COMPANY	001631	8,882	0.0115%	3.23
MINNESOTA MINING & MANUFACTURI	001672	63,860	0.0830%	23.20
NORTHEAST OHIO NATURAL GAS	001684	51,628	0.0671%	18.76
TOYOTA MOTOR ENGINEERING & MAN	001691	185,640	0.2412%	67.44
SNYDERS OF HANOVER, INC.	001697	0	0.0000%	0.00
DELMARVA POWER & LIGHT COMPANY	001860	262,290	0.3407%	95.28
PIEDMONT NATURAL GAS COMPANY,	001871	0	0.0000%	0.00
MARATHON OIL COMPANY	001886	0	0.0000%	0.00
PUBLIC SERVICE COMPANY OF NORT	002218	0	0.0000%	0.00
CITY OF FLEMINGSBURG	002282	9,194	0.0119%	3.34
NATIONAL GAS & OIL COOPERATIVE	002287	188	0.0002%	0.07
SWICKARD GAS COMPANY	002291	0	0.0000%	0.00



T. W. PHILLIPS GAS AND OIL CO.	002292	503,767	0.6544%	183.01
VILLAGE OF WILLIAMSPORT, OHIO	002298	1,502	0.0020%	0.55
ENERGYUSA -TPC CORP.	002378	127,720	0.1659%	46.40
NEW JERSEY NATURAL GAS COMPANY	002407	157,126	0.2041%	57.08
EAST OHIO GAS COMPANY	002412	96,581	0.1255%	35.09
OHIO CUMBERLAND GAS COMPANY	002436	2,381	0.0031%	0.86
EASTERN AMERICAN ENERGY CORPOR	002562	1,096,304	1.4242%	398.26
GAS MARKETING, INC.	002604	0	0.0000%	0.00
HESS CORPORATION	002651	5,359,609	0.0000%	0.00
EAST RESOURCES, INC.	002660	0	0.0000%	0.00
EMPIRE NATURAL GAS CORPORATION	002721	0	0.0000%	0.00
CABOT OIL & GAS MARKETING CORP	003858	114,296	0.1485%	41.52
EQUITABLE PRODUCTION COMPANY	004289	0	0.0000%	0.00
INTERSTATE NATURAL GAS COMPANY	004487	110,334	0.1433%	40.08
JOSEPH E. PAULEY	004544	1,550	0.0020%	0.56
SNYDER ARMCLAR GAS CO.	004586	84,568	0.1099%	30.72
THE NARRAGANSETT ELECTRIC COMPANY	004719	637,350	0.8280%	231.53
NATIONAL FUEL GAS DISTRIBUTION	004789	406,519	0.5281%	147.68
UTZ QUALITY FOODS, INC.	005036	0	0.0000%	0.00
HOPE GAS, INC. DBA DOMINION HO	005264	9,097	0.0118%	3.30
MARATHON PETROLEUM COMPANY LLC	005920	485,150	0.6303%	176.24
EXCO-NORTH COAST ENERGY, INC.	006028	21,700	0.0282%	7.88
NORTHERN INDUSTRIAL ENERGY DEV	006149	0	0.0000%	0.00
PANDA BRANDYWINE LP	006280	0	0.0000%	0.00
HOPEWELL COGENERATION LIMITED	006370	0	0.0000%	0.00
KNG ENERGY, INC.	006374	11,050	0.0144%	4.01
M & B GAS SERVICES, INC.	006525	41,514	0.0539%	15.08
INTERSTATE GAS SUPPLY, INC.	006542	1,594,181	2.0710%	579.13
BP ENERGY COMPANY	006654	2,768,294	0.0000%	0.00
AK STEEL CORPORATION	006718	0	0.0000%	0.00
LEXMARK INTERNATIONAL, INC.	006823	12,920	0.0168%	4.69
TENASKA MARKETING VENTURES	006853	92,549	0.1202%	33.62
MACQUARIE COOK ENERGY, LLC	006932	1,826	0.0024%	0.66
J. W. KINZER DRILLING COMPANY	006952	0	0.0000%	0.00
SOUTHERN TIER TRANSMISSION COR	007030	6,860	0.0089%	2.49
TOTAL GAS & POWER NORTH AMERIC	007249	0	0.0000%	0.00
JEFFERSON GAS TRANSMISSION COM	007311	1,101	0.0014%	0.40
PTC ALLIANCE CORP.	007469	0	0.0000%	0.00
MOUNTAIN STATE UNIVERSITY, INC	007667	620	0.0008%	0.23
SNYDER BROTHERS INC	007700	0	0.0000%	0.00
SOUTHEASTERN NATURAL GAS COMPANY	007720	2,303	0.0030%	0.84
SPRAGUE ENERGY CORP.	007921	38,522	0.0500%	13.99
NATIONAL FUEL RESOURCES, INC.	007976	0	0.0000%	0.00
MOUNTAINEER GAS SERVICES INC.	008013	0	0.0000%	0.00
COLUMBUS SOUTHERN POWER COMPAN	008044	150	0.0002%	0.05
PPL ENERGYPLUS,LLC	008073	94,636	0.1229%	34.38
SEMPRA ENERGY TRADING LLC	008077	463,926	0.0000%	0.00
COBRA PETROLEUM PRODUCTION COR	008134	36,088	0.0469%	13.11
COLUMBIA GAS OF VIRGINIA, INC.	008238	3,036,300	3.9445%	1,103.01
REPUBLIC ENGINEERED PRODUCTS,	008319	0	0.0000%	0.00
UGI UTILITIES INC AS AGENT FOR	008412	1,353,418	1.7582%	491.66
DTE ENERGY TRADING, INC	008455	0	0.0000%	0.00
HONEYWELL INTERNATIONAL, INC.	008715	2,938,491	3.8174%	1,067.48
PENN VIRGINIA CORP.	008852	0	0.0000%	0.00
RELIANT ENERGY SERVICES INC.	009336	0	0.0000%	0.00
NUI UTILITIES, INC.	009872	0	0.0000%	0.00
WALD LLC	009928	1,922	0.0025%	0.70
UGI ENERGY SERVICES INCORPORAT	009980	1,965,721	2.5537%	714.10
ATMOS ENERGY MARKETING, LLC	010216	150,121	0.1950%	54.54
INTEGRYS ENERGY SERVICES, INC.	010236	441,042	0.5730%	160.22
THE EASTON UTILITIES COMMISSIO	010274	17,750	0.0231%	6.45
COLONIAL ENERGY INC.	010285	0	0.0000%	0.00
WASHINGTON GAS ENERGY SERVICES	010306	1,736,806	2.2563%	630.94

PROLIANCE ENERGY L.L.C.	010316	1,011,582	1.3141%	367.48
ONEOK ENERGY SERVICES COMPANY,	010392	33,156	0.0431%	12.04
SOUTH JERSEY RESOURCES GROUP,	010394	233,044	0.3027%	84.66
ECONNERGY ENERGY COMPANY, INC.	010455	0	0.0000%	0.00
SUEZ ENERGY MARKETING NA, INC.	010530	0	0.0000%	0.00
CHESAPEAKE UTILITIES CORP DELA	010535	0	0.0000%	0.00
CHESAPEAKE UTILITIES CORP MARY	010536	0	0.0000%	0.00
MIRANT ENERGY TRADING, LLC	010541	0	0.0000%	0.00
BOLLINGER ENERGY	010558	0	0.0000%	0.00
NOVEC ENERGY SOLUTIONS, INC.	010566	0	0.0000%	0.00
CLEAN GAS INC	010571	0	0.0000%	0.00
UPSTREAM ENERGY SERVICES, L.P.	010618	0	0.0000%	0.00
ENERGETIX, INC.	010627	0	0.0000%	0.00
TIGER NATURAL GAS, INC.	010628	0	0.0000%	0.00
ENERGY AMERICA, LLC	010664	353,210	0.4589%	128.31
E. F. KENILWORTH, LLC	010675	0	0.0000%	0.00
OCCIDENTAL ENERGY MARKETING, I	010679	0	0.0000%	0.00
EQUITABLE ENERGY, L.L.C.	010685	370,594	0.4814%	134.63
PEPCO ENERGY SERVICES, INC.	010686	0	0.0000%	0.00
CDX GAS, LLC	010713	0	0.0000%	0.00
VIRGINIA POWER SERVICES ENERGY	010738	1,621,034	2.1059%	588.88
VIRGINIA POWER ENERGY MARKETIN	010740	100,720	0.1308%	36.59
UNION RURAL ELECTRIC COOPERATI	010744	0	0.0000%	0.00
DELTA NATURAL GAS COMPANY, INC 10754	010754	0	0.0000%	0.00
CORNING INCORPORATED-ST. COLLE	010758	0	0.0000%	0.00
FIRSTENERGY SOLUTIONS CORP.	010781	0	0.0000%	0.00
MOUNTAIN STATE PRODUCTION, INC	010793	992	0.0013%	0.36
NJR ENERGY SERVICES COMPANY	010795	0	0.0000%	0.00
SOUTHSTAR ENERGY SERVICES, LLC	010799	0	0.0000%	0.00
NAMI RESOURCES COMPANY, LLC	010811	479,456	0.0000%	0.00
CUMBERLAND VALLEY RESOURCES, L	010813	27,256	0.0354%	9.90
ALLEGHENY ENERGY SUPPLY COMPAN	010824	54,213	0.0704%	19.69
CONNECTIV ENERGY SUPPLY, INC.	010831	1,057,333	1.3736%	384.10
DPL ENERGY, INC.	010846	285	0.0004%	0.10
CONSTELLATION ENERGY COMMODITI	010851	0	0.0000%	0.00
EXELON ENERGY COMPANY	010868	651,355	0.8462%	236.62
DOMINION EXPLORATION & PRODUCT	010883	0	0.0000%	0.00
DOMINION FIELD SERVICES, INC.	010891	616,237	0.0000%	0.00
VECTREN ENERGY DELIVERY OF OHI	010892	0	0.0000%	0.00
MX ENERGY INC.	010893	35,698	0.0464%	12.97
DOMINION RETAIL, INC.	010908	31,000	0.0000%	0.00
METROMEDIA ENERGY	010922	0	0.0000%	0.00
AGWAY ENERGY SERVICES, LLC	010951	0	0.0000%	0.00
SPARK ENERGY GAS, LP	010967	5,462	0.0071%	1.98
LOUIS DREYFUS ENERGY SERVICES	011111	0	0.0000%	0.00
SEQUENT ENERGY MANAGEMENT, L.P	011121	0	0.0000%	0.00
VOLUNTEER ENERGY SERVICES, INC	011128	205,894	0.2675%	74.80
T&F EXPLORATION, L.P.	011131	31,000	0.0403%	11.26
VECTREN RETAIL, LLC	011144	27,610	0.0359%	10.03
PSEG ENERGY RESOURCES AND TRAD	011171	1,651	0.0021%	0.60
KIDN MARKETING, LTD.	011195	80,095	0.0000%	0.00
CENTRAL MOTOR WHEEL OF AMERICA	011201	69,972	0.0909%	25.42
CNX GAS COMPANY, LLC	011213	179,800	0.2336%	65.32
HUDSON ENERGY SERVICES, LLC	011234	0	0.0000%	0.00
FORTUNA ENERGY INC.	011266	0	0.0000%	0.00
CIMA ENERGY, LTD.	011273	28,272	0.0367%	10.27
U.S. GAS & ELECTRIC, INC.	011275	0	0.0000%	0.00
ROCK SPRINGS GENERATION, LLC	011283	0	0.0000%	0.00
CED ROCK SPRINGS, LLC	011284	0	0.0000%	0.00
EAGLE ENERGY PARTNERS I, L.P.	011289	511,366	0.6643%	185.77
ISG ACQUISITION, INC.	011294	322,034	0.4184%	116.99
STATOIL NATURAL GAS LLC	011303	488,434	0.6345%	177.44
MEADWESTVACO CORPORATION	011305	384,840	0.4999%	139.80


Appendix B  
Sheet 39 of 39

DELTA ENERGY, LLC	011332	864,824	1.1235%	314.17
CONSTELLATION NEWENERGY-GAS DI	011362	0	0.0000%	0.00
NRG POWER MARKETING, LLC	011374	0	0.0000%	0.00
UNITED ENERGY TRADING, LLC	011380	28,304	0.0368%	10.28
SUNOCO POWER GENERATION L.L.C.	011385	1,771,963	2.3020%	643.71
ISG WEIRTON, INC.	011386	435,224	0.5654%	158.11
STUYVESANT ENERGY, L.L.C.	011394	0	0.0000%	0.00
HARD ROCK EXPLORATION, INC	011396	108,000	0.1403%	39.23
BUNGE NORTH AMERICA	011407	210,180	0.2730%	76.35
GEOMET, INC.	011419	0	0.0000%	0.00
ENERGY CORPORATION OF AMERICA	011423	1,596	0.0021%	0.58
MERRILL LYNCH COMMODITIES, INC	011437	0	0.0000%	0.00
IDT ENERGY, INC.	011445	0	0.0000%	0.00
ESERVICES, INC.	011449	0	0.0000%	0.00
INFINITE ENERGY, INC.	011451	0	0.0000%	0.00
PACIFIC SUMMIT ENERGY,LLC	011453	0	0.0000%	0.00
NEWPAGE CORPORATION	011478	49,514	0.0643%	17.99
NCL NATURAL RESOURCES, LLC	011488	26,250	0.0341%	9.54
NEW ENGLAND GAS COMPANY	011490	0	0.0000%	0.00
COMMERCE ENERGY, INC.	011495	52,142	0.0677%	18.94
CHAPARRAL VIRGINIA, INC.	011501	0	0.0000%	0.00
ENSPIRE ENERGY, LLC	011509	0	0.0000%	0.00
BEAR ENERGY LP	011538	0	0.0000%	0.00
CHESAPEAKE APPALACHIA, LLC	011551	380,190	0.4939%	138.11
COLUMBIA UTILITIES, LLC	011607	0	0.0000%	0.00
UGI PENN NATURAL GAS, INC.	011615	357,050	0.4638%	129.71
PIVOTAL UTILITY HOLDINGS, INC.	011630	268,390	0.3487%	97.50
MITTAL STEEL USA, INC.	011639	0	0.0000%	0.00
PIVOTAL UTILITY HOLDINGS, INC	011657	3,348	0.0043%	1.22
DB ENERGY TRADING LLC	011673	0	0.0000%	0.00
HUSKY MARKETING AND SUPPLY COM	011678	176,950	0.2299%	64.28
JOHN D. OIL & GAS MARKETING	011715	15,414	0.0200%	5.60
ESERVICES, LLC	011732	0	0.0000%	0.00
SEVERSTAL SPARROWS POINT, LLC	011735	1,666,012	2.1643%	605.22
SHELL ENERGY NORTH AMERICA (US	011738	140,894	0.1830%	51.18
DREVER HEAT TREATING INC	100042	0	0.0000%	0
CNE GAS SUPPLY, LLC	3841069	877,905	1.1405%	318.92
NAEA ROCK SPRINGS, LLC	451023	453,506	0.5891%	164.75
UGI CENTRAL PENN GAS, INC.	3021059	339,024	0.4404%	123.16
		88,205,959	100.00%	27,963.66

# Appendix C

COLUMBIA GAS TRANSMISSION CORPORATION  
COMPUTATION OF INTEREST DUE  
Order 637 Penalty Refunds

Cust No.	Customer	Billing	Flow	Flow Year	Payment (B)	Date Paid	Interest Total Days	Refund Total	Appendix C	
									Sheet 1 of 1	Interest Total
011362	CONSTELLATION	Oct-07	10	2007	(6,167.10)	12/20/09	354	(6,385.45)	(218.35)	
			10 Total		(6,167.10)			(6,385.45)	(218.35)	
008852	PENN VIRGINIA CORPORATION	Dec-07	12	2007	144,582.48	12/20/09	181	146,926.63	2,344.15	
			12 Total		144,582.48			146,926.63	2,344.15	
000261	CARGILL	Feb-08	2	2008	(208,433.96)	10/20/09	61	(209,566.07)	(1,132.11)	
			2 Total		(208,433.96)			(209,566.07)	(1,132.11)	
000261	CARGILL	Mar-08	3	2008	23,786.44	02/02/09	321	24,529.13	742.69	
			3 Total		23,786.44			24,529.13	742.69	
010891	DOMINION FIELD SERVICES	May-08	5	2008	(36.50)	03/20/09	275	(37.43)	(0.93)	
			5 Total		(36.50)			(37.43)	(0.93)	
010891	DOMINION FIELD SERVICES	Jul-08	7	2008	(20.00)	03/20/09	275	(20.52)	(0.52)	
			7 Total		(20.00)			(20.52)	(0.52)	
000784	ROANOKE GAS COMPANY	Jul-09	7	2009	(125,935.00)	08/21/09	121	(127,295.06)	(1,360.06)	
002378	ENERGY USA TPC CORP	Jul-09	7	2009	(82,660.00)	8/20/09	122	(83,560.12)	(900.12)	
007921	SPRAGUE ENERGY CORP.	Jul-09	7	2009	(2,795.00)	8/21/09	121	(2,825.18)	(30.18)	
008077	SEMPRA ENERGY TRADING CORP	Jul-09	7	2009	(2,208.75)	08/21/09	121	(2,232.61)	(23.86)	
010795	NJR ENERGY SERVICES	Jul-09	7	2009	(5.00)	08/21/09	121	(5.06)	(0.06)	
010811	NAMI RESOURCES CO LLC	Jul-09	7	2009	(286.75)	08/21/09	121	(289.85)	(3.10)	
010891	DOMINION FIELD SERVICES	Jul-09	7	2009	-	08/21/09	121	-	-	
011399	BORDER ENERGY INC	Jul-09	7	2009	(2,180.00)	8/21/09	121	(2,203.54)	(23.54)	
011453	PACIFIC SUMMIT ENERGY LLC	Jul-09	7	2009	(2,085.00)	08/21/09	121	(2,107.52)	(22.52)	
011724	BLUEROCK ENERGY INC	Jul-09	7	2009	(1,615.00)	08/27/09	115	(1,631.57)	(16.57)	
			7 Total		(219,770.50)			(222,150.51)	(2,380.01)	
006542	INTERSTATE GAS SUPPLY, INC.	Aug-09	8	2009	(390.00)	09/21/09	90	(393.13)	(3.13)	
006077	SEMPRA ENERGY TRADING CORP	Aug-09	8	2009	(2,208.75)	09/21/09	90	(2,226.46)	(17.71)	
010811	NAMI RESOURCES CO LLC	Aug-09	8	2009	(286.75)	09/17/09	94	(289.15)	(2.40)	
010846	DPL ENERGY INC.	Aug-09	8	2009	(27,126.50)	09/21/09	90	(27,344.04)	(217.54)	
011399	BORDER ENERGY INC	Aug-09	8	2009	(2,180.00)	9/18/09	93	(2,198.07)	(18.07)	
011453	PACIFIC SUMMIT ENERGY INC	Aug-09	8	2009	(10,690.00)	09/21/09	90	(10,775.73)	(85.73)	
			8 Total		(42,882.00)			(43,226.58)	(344.58)	
000919	UNITED STATES GYPSUM COMPANY	Sep-09	9	2009	(5,770.00)	10/20/09	61	(5,801.34)	(31.34)	
006542	INTERSTATE GAS SUPPLY, INC.	Sep-09	9	2009	(60.00)	12/20/09	61	(60.33)	(0.33)	
008077	SEMPRA ENERGY TRADING CORPORATION	Sep-09	9	2009	(3,732.50)	10/20/09	61	(3,752.77)	(20.27)	
010216	ATMOS ENERGY MARKETING, LLC	Sep-09	9	2009	(15.00)	10/20/09	61	(15.08)	(0.08)	
010811	NAMI RESOURCES CO LLC	Sep-09	9	2009	(277.50)	10/22/09	59	(278.96)	(1.46)	
010846	DPL ENERGY INC.	Sep-09	9	2009	(6,105.75)	10/20/09	61	(6,138.91)	(33.16)	
010891	DOMINION FIELD SERVICES	Sep-09	9	2009	(101.25)	10/20/09	61	(101.80)	(0.55)	
011234	HUDSON ENERGY SERVICES, LLC	Sep-09	9	2009	(1,910.00)	10/27/09	54	(1,919.18)	(9.18)	
011289	EAGLE ENERGY PARTNERS I L.P.	Sep-09	9	2009	(5.00)	10/20/09	61	(5.03)	(0.03)	
011332	DELTA ENERGY	Sep-09	9	2009	(23,765.00)	10/20/09	61	(23,894.08)	(129.08)	
011385	SUNOCO POER GENERATION L.L.C.	Sep-09	9	2009	(19,425.25)	10/20/09	61	(19,530.76)	(105.51)	
011630	PIVOTAL UTILITY HOLDINGS, INC. DBA ELIZA	Sep-09	9	2009	(9,025.00)	10/20/09	61	(9,074.02)	(49.02)	
011724	BLUEROCK ENERGY INC	Sep-09	9	2009	(105.00)	10/26/09	55	(105.51)	(0.51)	
			9 Total		(70,297.25)			(70,677.77)	(380.52)	
000261	CORNING NATURAL CORPORATION	Oct-09	10	2009	(3,950.00)	11/23/09	27	(3,959.50)	(9.50)	
002651	HESS CORPORATION	Oct-09	10	2009	(1,595.00)	11/20/09	30	(1,599.26)	(4.26)	
001076	STAND ENERGY CORPORATION	Oct-09	10	2009	(4,505.00)	11/20/09	30	(4,517.03)	(12.03)	
008077	SEMPRA ENERGY TRADING	Oct-09	10	2009	(655.00)	11/20/09	30	(657.28)	(2.28)	
010795	NJR ENERGY SERVICES	Oct-09	10	2009	(5.00)	11/20/09	30	(5.01)	(0.01)	
010811	NAMI RESOURCES	Oct-09	10	2009	(286.75)	11/30/09	20	(287.26)	(0.51)	
011607	COLUMBIA UTILITIES, LLC	Oct-09	10	2009	(845.00)	11/17/09	33	(847.48)	(2.48)	
010891	DOMINION FIELD SERVICES, INC.	Oct-09	10	2009	(2.50)	11/20/09	30	(2.51)	(0.01)	
010908	DOMINION RETAIL INC	Oct-09	10	2009	(12,665.00)	11/25/09	25	(12,693.19)	(28.19)	
011121	SEQUENT ENERGY MANAGEMENT L.P	Oct-09	10	2009	(565.00)	11/20/09	30	(566.56)	(1.56)	
011234	HUDSON ENERGY SERVICES, LLC	Oct-09	10	2009	(1,485.00)	11/19/09	31	(1,488.10)	(3.10)	
011531	PEDRICKTOWN COGENERATION COMPANY, L.P	Oct-09	10	2009	(791.50)	11/20/09	30	(793.61)	(2.11)	
233103	GATEWAY ENERGY SERVICES CORP	Oct-09	10	2009	(325.00)	11/20/09	30	(325.87)	(0.87)	
			10 Total		(27,855.75)			(27,963.66)	(107.91)	
			Grand Total		(407,134.14)			(408,572.23)	(1,438.09)	



**NiSource Gas  
Transmission & Storage<sup>®</sup>**

**Columbia Gulf Transmission Company**

5151 San Felipe, Suite 2500  
Houston, TX 77056

Direct: 713.267.4759  
Fax: 713.267.4755  
jdowns@nisource.com

**Jim Downs**

Vice President of Regulatory Affairs

December 18, 2009

Ms. Kimberly D. Bose, Secretary  
Federal Energy Regulatory Commission  
888 First Street, N.E.  
Washington, DC 20426

Re: *Columbia Gulf Transmission Company*, Docket No. RP10-\_\_\_\_-000  
Penalty Revenue Crediting Report

Dear Secretary Bose:

Pursuant to Section 19.9 of the General Terms and Conditions ("GTC") of Columbia Gulf Transmission Company's ("Columbia Gulf") FERC Gas Tariff, Second Revised Volume No. 1, Columbia Gulf must file a report with the Federal Energy Regulatory Commission ("Commission") within 60 days of the close of each Columbia Gulf contract year (November 1 to October 31) showing any Penalty Revenues Columbia Gulf has received during the contract year, any Columbia Gulf costs netted against the Penalty Revenues, and the resulting Penalty Revenue credits due to Non-Penalized Shippers for each month of the contract year.

In compliance with GTC Section 19.9, Columbia Gulf is providing the attached Penalty Revenue Crediting Report for the 2008-2009 contract year. As further detailed in the attached Report, Columbia Gulf collected from its shippers Penalty Revenues totaling \$22,830.86, inclusive of interest.<sup>1</sup> Columbia Gulf did not incur any costs that it would propose to net against the Penalty Revenues. Finally, the attached report reflects the calculation of the Non-Penalized Shippers' monthly allocation percentage and their respective Penalty Revenue credits.<sup>2</sup> In accordance with GTC Section 19.9(c), Columbia Gulf allocated penalties collected each month to all shippers not assessed penalties during that month based upon those shippers' monthly commodity volumes. Columbia Gulf included the applicable Penalty Revenue credits on the Non-Penalized Shippers' December invoice for November service.

Columbia Gulf requests that the Commission accept this Penalty Revenue Crediting Report and approve the Report as reflecting the proper disposition of Penalty Revenue Credits pursuant to GTC Section 19.9.

---

<sup>1</sup> See Appendices A and C.

<sup>2</sup> See, Appendix B.

**Waiver**

Columbia Gulf respectfully requests that the Commission grant any waivers which it may deem necessary to accept this filing.

**Posting and Certification of Service**

Pursuant to Sections 154.2(d), 154.7(b) and 154.208(b) of the Commission's regulations, a copy of this filing is being sent by first-class mail, postage prepaid, by Columbia Gulf to each of Columbia Gulf's firm customers, interruptible customers and affected state commissions for those who have not elected to receive service electronically. This filing is also available for public inspection during regular business hours in a convenient form and place at Columbia Gulf's offices at 5151 San Felipe, Suite 2500, Houston, Texas, 77056 and 1700 MacCorkle Avenue, S.E., Charleston, West Virginia,

**Subscription**

Pursuant to Section 154.4(b) of the Commission's regulations, the undersigned certifies that: (1) he knows the contents of the filing; (2) the paper copies of the filing contain the same information as that contained on the electronic media; (3) the contents are true to the best of his knowledge and belief; and (4) that he possesses full power and authority to sign the filing.

**Service On Columbia Gulf**

It is respectfully submitted that all Commission orders and correspondence as well as pleadings and correspondence from other persons concerning this filing be served upon the following:

\*James R. Downs, Vice President of Regulatory Affairs  
\*Cynthia Donaldson, Director Regulatory & Government Affairs  
\*Sorana Linder, Senior Rates & Regulatory Analyst  
Columbia Gulf Transmission Company  
5151 San Felipe, Suite 2500  
Houston, Texas 77056  
Phone: (713) 267-4759  
Email: [jdowns@nisource.com](mailto:jdowns@nisource.com)  
[cdonaldson@nisource.com](mailto:cdonaldson@nisource.com)  
[slinder@nisource.com](mailto:slinder@nisource.com)


Kimberly D. Bose, Secretary  
Federal Energy Regulatory Commission  
December 18, 2009  
Page 3 of 3

\*Alyssa A. Schindler, Attorney  
NiSource Corporate Services Company  
5151 San Felipe, Suite 2500  
Houston, TX 77056  
Phone: (713) 267-4752  
Email: [aschindler@nsource.com](mailto:aschindler@nsource.com)

Kurt Krieger, Assistant General Counsel  
NiSource Corporate Services Company  
1700 MacCorkle Avenue S.E.  
Charleston, WV 25325-1273  
Phone: (304) 357-3225  
Email: [kkrieger@nsource.com](mailto:kkrieger@nsource.com)

\* Persons designated to receive service in accordance with Rule 203 of the Commission's Rules of Practice and Procedure, 18 C.F.R. § 385.203 (2009).

Respectfully submitted,



James R. Downs  
Vice President of Regulatory Affairs



# Appendix A

COLUMBIA GULF TRANSMISSION COMPANY  
SUMMARY OF PENALTY REVENUE CREDITS  
FOR THE CONTRACT MONTHS NOVEMBER 2008 THRU OCTOBER 2009

Name	Cust. No.	Total Credit Amount
BALTIMORE GAS & ELECTRIC COMPANY	000074	1,851.01
CARGILL INC.	000153	18.08
CENTRAL HUDSON GAS & ELECTRIC CORPO	000165	53.37
DUKE ENERGY OHIO, INC.	000187	348.56
CITY OF CHARLOTTEVILLE	000193	90.89
CITY OF LANCASTER	000197	72.55
CITY OF RICHMOND	000198	304.64
COLUMBIA GAS OF KENTUCKY, INC	000208	156.83
COLUMBIA GAS OF MARYLAND, INC.	000209	126.87
COLUMBIA GAS OF OHIO, INC.	000214	1,484.01
COLUMBIA GAS OF PENNSYLVANIA, INC.	000221	227.46
MOUNTAINEER GAS COMPANY	000633	1,860.02
NEW YORK STATE ELECTRIC & GAS CORPO	000666	296.01
ORANGE & ROCKLAND UTILITIES, INC.	000700	105.81
PPL GAS UTILITIES CORPORATION	000723	72.63
REYNOLDS METALS CO.	000774	1.18
RICHMOND UTILITIES BOARD	000778	24.85
SHELDON GAS COMPANY, INC.	000821	8.67
SOUTH JERSEY GAS COMPANY	000838	492.90
UNITED STATES GYPSUM COMPANY	000919	69.58
DUKE ENERGY KENTUCKY, INC.	000976	197.98
VIRGINIA NATURAL GAS, INC.	000996	603.14
PIKE NATURAL GAS COMPANY	001063	16.13
STAND ENERGY CORPORATION	001076	4.25
CONOCOPHILLIPS COMPANY	001129	12.81
CHEVRON USA INC.	001365	11.29
EXXON MOBIL CORPORATION	001630	173.82
CROSS TIMBERS ENERGY SERVICES INC.	001830	15.76
AFG INDUSTRIES INC.	001904	50.58
ARLINGTON NATURAL GAS COMPANY	002277	11.22
CITY OF CARLISLE	002280	4.99
SWICKARD GAS COMPANY	002291	3.55
VANCEBURG ELECTRIC LIGHT, HEAT & PO	002294	4.51
WESTERN LEWIS-RECTORVILLE WATER & G	002296	1.60
SUPERIOR NATURAL GAS CORPORATION	002377	159.21
NEW JERSEY NATURAL GAS COMPANY	002407	0.30
EAST OHIO GAS COMPANY	002412	24.70
OHIO CUMBERLAND GAS COMPANY	002436	9.54
POGO PRODUCING COMPANY	002643	0.29
HESS CORPORATION	002651	19.01
FOREST OIL CORPORATION	002728	0.50
APACHE CORPORATION	002924	797.38
W & T OFFSHORE, INC.	003106	25.97
ORWELL NATURAL GAS COMPANY	004098	9.54
MARINER ENERGY, INC.	004604	91.53

BP ENERGY COMPANY	006654	125.04
TENASKA MARKETING VENTURES	006853	31.65
MACQUARIE COOK ENERGY, L.L.C	006932	3.46
TOTAL GAS & POWER NORTH AMERICA, IN	007249	197.52
SOUTHWEST ENERGY, LP	007427	21.50
PPL ENERGYPLUS,LLC	008073	23.80
SEMPRA ENERGY TRADING LLC	008077	100.72
COLUMBIA GAS OF VIRGINIA, INC.	008238	579.17
UGI UTILITIES INC AS AGENT FOR XD L	008412	556.11
NOBLE ENERGY MARKETING, INC.	008849	24.16
ATP OIL & GAS CORPORATION	009448	33.48
MCMORAN OIL & GAS LLC	009519	14.11
UGI ENERGY SERVICES INCORPORATED	009980	18.22
STONE ENERGY CORPORATION	010088	70.57
CORAL ENERGY RESOURCES L P	010188	35.31
ATMOS ENERGY MARKETING, LLC	010216	52.10
INTEGRYS ENERGY SERVICES, INC.	010236	13.07
CITY OF LEBANON	010241	42.68
HUNT PETROLEUM (AEC), INC.	010273	19.77
CITY OF PONTOTOC MISSISSIPPI	010347	5.04
ONEOK ENERGY SERVICES COMPANY, L.P.	010392	18.10
TENNESSEE VALLEY AUTHORITY	010408	401.36
INTERCONN RESOURCES, INC.	010497	190.24
CHESAPEAKE UTILITIES CORP DELAWARE	010535	0.00
CHESAPEAKE UTILITIES CORP MARYLAND	010536	7.53
THE PROCTER & GAMBLE MANUFACTURING	010563	1.02
UNOCAL ENERGY TRADING, INC.	010588	0.00
UPSTREAM ENERGY SERVICES, L.P.	010618	0.21
ENTERGY LOUISIANA, LLC	010640	202.82
ENTERGY MISSISSIPPI, INC.	010691	1,577.13
ANADARKO ENERGY SERVICES COMPANY	010722	219.49
VIRGINIA POWER ENERGY MARKETING, IN	010740	7.89
NJR ENERGY SERVICES COMPANY	010795	1,125.26
ADAMS RESOURCES MARKETING, LTD.	010808	7.28
EL PASO MARKETING, L.P.	010825	0.01
CONECTIV ENERGY SUPPLY, INC.	010831	216.14
CONSTELLATION ENERGY COMMODITIES GR	010851	360.88
US MINERALS MANAGEMENT SERVICE	010855	133.14
EXELON ENERGY COMPANY	010868	84.27
DOMINION EXPLORATION & PRODUCTION,	010883	128.33
MX ENERGY INC.	010893	0.81
DOMINION RETAIL, INC.	010908	56.00
DEVON ENERGY PRODUCTION COMPANY, L.	010913	54.83
GALLATIN NATURAL GAS SYSTEM	010928	100.50
WARREN POWER, LLC.	010958	0.00
SPARK ENERGY GAS, LP	010967	30.43
ATMOS ENERGY CORPORATION	010976	59.53
SEQUENT ENERGY MANAGEMENT, L.P.	011121	132.60
NATIONAL ENERGY & TRADE, LP	011152	86.84
HUNT CHIEFTAIN DEVELOPMENT, L.P.	011164	7.80
UBS AG, LONDON BRANCH	011174	0.55

CHEVRON NATURAL GAS	011183	1,823.53
ENERGY RESOURCES TECHNOLOGY GOM, IN	011188	25.03
FPL ENERGY POWER MARKETING, INC.	011203	15.74
MCX GULF OF MEXICO, LLC	011204	9.03
MAGNUM HUNTER PRODUCTION, INC.	011286	23.44
EAGLE ENERGY PARTNERS I, L.P.	011289	245.07
ENI PETROLEUM CO. INC.	011324	69.45
DELTA ENERGY, LLC	011332	405.12
THE ENERGY AUTHORITY, INC.	011339	139.15
TEXON L.P.	011341	76.97
NRG POWER MARKETING, INC.	011374	0.00
CROSSTEX GULF COAST MARKETING, LTD.	011377	81.60
TARGA LOUISIANA FIELD SERVICE LLC	011405	8.62
EXCELERATE GAS MARKETING, L.L.C.	011406	241.56
TRANS LOUISIANA GAS PIPELINE, INC.	011413	235.33
MERRILL LYNCH COMMODITIES, INC.	011437	46.79
INFINITE ENERGY, INC.	011451	16.69
MASEFIELD NATURAL GAS, INC.	011496	51.56
DEVON GAS SERVICES, L.P.	011524	252.73
BEAR ENERGY LP	011538	485.52
RAINBOW ENERGY MARKETING CORPORATIO	011542	5.06
BG ENERGY MERCHANTS, LLC	011558	1,275.95
UGI PENN NATURAL GAS, INC.	011615	79.85
SOJITZ ENERGY VENTURE, INC.	011628	32.58
FORTIS ENERGY MARKETING & TRADING G	011635	<u>90.50</u>
Total		22,830.86

# Appendix B

COLUMBIA GULF TRANSMISSION COMPANY  
ALLOCATION OF PENALTY REVENUE CREDITS  
FOR THE CONTRACT MONTH ENDING JUNE 2007

CUSTOMER NAME	CUST NO.	INVOICED DTH	ALLOCATION PERCENTAGE	REFUND AMOUNT
BALTIMORE GAS & ELECTRIC COMPANY	000074	4,879,714	9.8332%	245.15
BLUEFIELD GAS COMPANY	000109	0	0.0000%	0.00
CARGILL INC.	000153	0	0.0000%	0.00
CENTRAL HUDSON GAS & ELECTRIC CORPO	000165	115,560	0.2329%	5.81
DUKE ENERGY OHIO, INC.	000187	0	0.0000%	0.00
CITY OF CHARLOTTESVILLE	000193	196,530	0.3960%	9.87
CITY OF LANCASTER	000197	154,950	0.3122%	7.78
CITY OF RICHMOND	000198	648,480	1.3068%	32.58
COLUMBIA GAS OF KENTUCKY, INC	000208	306,546	0.6177%	15.40
COLUMBIA GAS OF MARYLAND, INC.	000209	441,004	0.8887%	22.16
COLUMBIA GAS OF OHIO, INC.	000214	0	0.0000%	0.00
COLUMBIA GAS OF PENNSYLVANIA, INC.	000221	769,180	1.5500%	38.64
DELTA NATURAL GAS COMPANY, INC.	000284	0	0.0000%	0.00
ELAM UTILITY COMPANY, INC.	000322	0	0.0000%	0.00
HONDA OF AMERICA MFG, INC.	000453	0	0.0000%	0.00
GASCO DISTRIBUTION SYSTEMS INC.- MA	000483	0	0.0000%	0.00
MOUNTAINEER GAS COMPANY	000633	4,072,530	8.2067%	204.60
NEW YORK STATE ELECTRIC & GAS CORPO	000666	668,100	1.3463%	33.56
NEWPORT STEEL CORPORATION	000668	0	0.0000%	0.00
ORANGE & ROCKLAND UTILITIES, INC.	000700	260,157	0.5242%	13.07
PPL GAS UTILITIES CORPORATION	000723	189,630	0.3821%	9.53
PG ENERGY INC	000724	0	0.0000%	0.00
REYNOLDS METALS CO.	000774	2,310	0.0047%	0.12
RICHMOND UTILITIES BOARD	000778	49,440	0.0996%	2.48
ROANOKE GAS COMPANY	000784	0	0.0000%	0.00
SHELDON GAS COMPANY, INC.	000821	10,590	0.0213%	0.53
SOUTH JERSEY GAS COMPANY	000838	882,030	1.7774%	44.31
SUBURBAN NATURAL GAS COMPANY	000870	0	0.0000%	0.00
UNITED STATES GYPSUM COMPANY	000919	149,945	0.3022%	7.53
UGI UTILITIES INC.	000942	0	0.0000%	0.00
DUKE ENERGY KENTUCKY, INC.	000976	420,660	0.8477%	21.13
VIRGINIA NATURAL GAS, INC.	000996	1,538,084	3.0994%	77.27
WASHINGTON GAS LIGHT COMPANY	001006	0	0.0000%	0.00
WATERVILLE GAS & OIL COMPANY	001010	0	0.0000%	0.00
WATERVILLE GAS COMPANY	001062	0	0.0000%	0.00
PIKE NATURAL GAS COMPANY	001063	38,866	0.0783%	1.95
STAND ENERGY CORPORATION	001076	0	0.0000%	0.00
CONOCOPHILLIPS COMPANY	001129	0	0.0000%	0.00
KCS ENERGY MARKETING, INC.	001215	0	0.0000%	0.00
CHEVRON USA INC.	001365	22,064	0.0445%	1.11
BLACKSVILLE OIL AND GAS COMPANY, IN	001471	0	0.0000%	0.00
GASCO DISTRIBUTION SYSTEMS INC. - C	001472	0	0.0000%	0.00
EXXON MOBIL CORPORATION	001630	643,303	1.2963%	32.32
CROSS TIMBERS ENERGY SERVICES INC.	001830	0	0.0000%	0.00
DELMARVA POWER & LIGHT COMPANY	001860	0	0.0000%	0.00
PIEDMONT NATURAL GAS COMPANY, INC.	001871	0	0.0000%	0.00

Appendix B  
Sheet 2 of 16

MARATHON OIL COMPANY	001886	0	0.0000%	0.00
AFG INDUSTRIES INC.	001904	108,000	0.2176%	5.43
ARLINGTON NATURAL GAS COMPANY	002277	10,620	0.0214%	0.53
BELFRY GAS COMPANY	002278	0	0.0000%	0.00
CITY OF CARLISLE	002280	17,971	0.0362%	0.90
CITY OF FLEMINGSBURG	002282	0	0.0000%	0.00
LAKESIDE GAS COMPANY	002284	0	0.0000%	0.00
SWICKARD GAS COMPANY	002291	1,830	0.0037%	0.09
VANCEBURG ELECTRIC LIGHT, HEAT & PO	002294	11,108	0.0224%	0.56
WESTERN LEWIS-RECTORVILLE WATER & G	002296	5,458	0.0110%	0.27
ZEBULON GAS ASSOCIATION, INC.	002299	0	0.0000%	0.00
DUKE ENERGY TRADING AND MARKETING,	002356	0	0.0000%	0.00
SUPERIOR NATURAL GAS CORPORATION	002377	0	0.0000%	0.00
ENERGYUSA -TPC CORP.	002378	0	0.0000%	0.00
UNITED CITIES GAS COMPANY, A DIVISI	002395	0	0.0000%	0.00
NEW JERSEY NATURAL GAS COMPANY	002407	0	0.0000%	0.00
EAST OHIO GAS COMPANY	002412	54,390	0.1096%	2.73
OHIO CUMBERLAND GAS COMPANY	002436	20,400	0.0411%	1.02
POGO PRODUCING COMPANY	002643	5,702	0.0115%	0.29
HESS CORPORATION	002651	30,340	0.0611%	1.52
FOREST OIL CORPORATION	002728	116	0.0002%	0.01
APACHE CORPORATION	002924	1,907,566	3.8440%	95.83
COKINOS NATURAL GAS COMPANY	003035	0	0.0000%	0.00
SENECA RESOURCES CORPORATION	003083	0	0.0000%	0.00
W & T OFFSHORE, INC.	003106	67,671	0.1364%	3.40
GASCO DISTRIBUTION SYSTEMS, INC.	003574	0	0.0000%	0.00
ORWELL NATURAL GAS COMPANY	004098	20,400	0.0411%	1.02
MARINER ENERGY, INC.	004604	215,082	0.4334%	10.81
ENJET, INC.	005596	0	0.0000%	0.00
INTERSTATE GAS SUPPLY, INC.	006542	0	0.0000%	0.00
BP ENERGY COMPANY	006654	618,368	1.2461%	31.07
NEWFIELD EXPLORATION COMPANY	006810	0	0.0000%	0.00
TENASKA MARKETING VENTURES	006853	103,895	0.2094%	5.22
MACQUARIE COOK ENERGY, L.L.C	006932	0	0.0000%	0.00
TOTAL GAS & POWER NORTH AMERICA, IN	007249	1,664,919	3.3550%	83.64
SOUTHWEST ENERGY, LP	007427	67,623	0.1363%	3.40
PPL ENERGYPLUS,LLC	008073	76,149	0.1534%	3.83
SEMPRA ENERGY TRADING LLC	008077	0	0.0000%	0.00
WESTERN GAS RESOURCES, INC.	008194	0	0.0000%	0.00
COLUMBIA GAS OF VIRGINIA, INC.	008238	1,265,210	2.5496%	63.56
UGI UTILITIES INC AS AGENT FOR XD L	008412	1,150,780	2.3190%	57.81
ENBRIDGE MARKETING (US) L.P.	008797	0	0.0000%	0.00
NOBLE ENERGY MARKETING, INC.	008849	0	0.0000%	0.00
RELIANT ENERGY SERVICES INC.	009336	0	0.0000%	0.00
ATP OIL & GAS CORPORATION	009448	56,316	0.1135%	2.83
MCMORAN OIL & GAS LLC	009519	30,648	0.0618%	1.54
UGI ENERGY SERVICES INCORPORATED	009980	42,994	0.0866%	2.16
STONE ENERGY CORPORATION	010088	202,847	0.4088%	10.19
CORAL ENERGY RESOURCES L P	010188	702,824	1.4163%	35.31
ATMOS ENERGY MARKETING, LLC	010216	488,331	0.9840%	24.53
INTEGRYS ENERGY SERVICES, INC.	010236	0	0.0000%	0.00
CITY OF LEBANON	010241	114,722	0.2312%	5.76
CINERGY MARKETING & TRADING, LP	010244	0	0.0000%	0.00

**Appendix B**  
**Sheet 3 of 16**

HUNT PETROLEUM (AEC), INC.	010273	393,471	0.7929%	19.77
THE EASTON UTILITIES COMMISSION	010274	0	0.0000%	0.00
WASHINGTON GAS ENERGY SERVICES	010306	0	0.0000%	0.00
PROLIANCE ENERGY L.L.C.	010316	0	0.0000%	0.00
FSG ENERGY SERVICES	010317	0	0.0000%	0.00
CLECO POWER LLC	010326	0	0.0000%	0.00
CITY OF PONTOTOC MISSISSIPPI	010347	12,664	0.0255%	0.64
ONEOK ENERGY SERVICES COMPANY, L.P.	010392	4,981	0.0100%	0.25
SOUTH JERSEY RESOURCES GROUP, LLC	010394	0	0.0000%	0.00
TENNESSEE VALLEY AUTHORITY	010408	38,999	0.0786%	1.96
INTERCONN RESOURCES, INC.	010497	390,546	0.7870%	19.62
CHESAPEAKE UTILITIES CORP DELAWARE	010535	0	0.0000%	0.00
CHESAPEAKE UTILITIES CORP MARYLAND	010536	16,290	0.0328%	0.82
MIRANT ENERGY TRADING, LLC	010541	0	0.0000%	0.00
THE PROCTER & GAMBLE MANUFACTURING	010563	20,384	0.0411%	1.02
MIDDLE TENNESSEE NATURAL GAS	010564	0	0.0000%	0.00
UNOCAL ENERGY TRADING, INC.	010588	0	0.0000%	0.00
OGE ENERGY RESOURCES, INC.	010597	0	0.0000%	0.00
UPSTREAM ENERGY SERVICES, L.P.	010618	3,119	0.0063%	0.16
ENTERGY LOUISIANA, LLC	010640	1,840,091	3.7080%	92.44
OCCIDENTAL ENERGY MARKETING, INC.	010679	0	0.0000%	0.00
ENTERGY MISSISSIPPI, INC.	010691	2,142,114	4.3166%	107.62
ANADARKO ENERGY SERVICES COMPANY	010722	0	0.0000%	0.00
VIRGINIA POWER ENERGY MARKETING, IN	010740	0	0.0000%	0.00
DELTA NATURAL GAS COMPANY, INC., CU	010754	0	0.0000%	0.00
DELTA NATURAL GAS COMPANY, INC., ST	010755	0	0.0000%	0.00
GASCO DISTRIBUTION SYSTEMS INC. - K	010757	0	0.0000%	0.00
FIRSTENERGY SOLUTIONS CORP.	010781	0	0.0000%	0.00
WILLIAMS POWER COMPANY, INC.	010784	0	0.0000%	0.00
WESTPORT OIL AND GAS COMPANY, L.P.	010786	0	0.0000%	0.00
NJR ENERGY SERVICES COMPANY	010795	2,317,588	4.6702%	116.43
TARGA MIDSTREAM SERVICES LIMITED PA	010797	0	0.0000%	0.00
SOUTHSTAR ENERGY SERVICES, LLC	010799	0	0.0000%	0.00
ADAMS RESOURCES MARKETING, LTD.	010808	24,114	0.0486%	1.21
EL PASO MARKETING, L.P.	010825	0	0.0000%	0.00
CONECTIV ENERGY SUPPLY, INC.	010831	512,013	1.0318%	25.72
EL PASO FIELD OPERATIONS COMPANY	010838	0	0.0000%	0.00
CONSTELLATION ENERGY COMMODITIES GR	010851	0	0.0000%	0.00
US MINERALS MANAGEMENT SERVICE	010855	312,277	0.6293%	15.69
BRIDGELINE GAS MARKETING, L.L.C.	010866	0	0.0000%	0.00
EXELON ENERGY COMPANY	010868	180,040	0.3628%	9.04
DOMINION EXPLORATION & PRODUCTION,	010883	322,998	0.6509%	16.23
DOMINION FIELD SERVICES, INC.	010891	0	0.0000%	0.00
MX ENERGY INC.	010893	0	0.0000%	0.00
EUGENE ISLAND 309, LLC	010894	0	0.0000%	0.00
DOMINION RETAIL, INC.	010908	119,550	0.2409%	6.01
DEVON ENERGY PRODUCTION COMPANY, L.	010913	402,522	0.8111%	20.22
GALLATIN NATURAL GAS SYSTEM	010928	221,120	0.4456%	11.11
WARREN POWER, LLC.	010958	0	0.0000%	0.00
SPARK ENERGY GAS, LP	010967	0	0.0000%	0.00
ATMOS ENERGY CORPORATION	010976	92,226	0.1858%	4.63
LOUIS DREYFUS ENERGY SERVICES L.P.	011111	0	0.0000%	0.00
SEQUENT ENERGY MANAGEMENT, L.P.	011121	313,488	0.6317%	15.75



**Appendix B**  
**Sheet 4 of 16**

VOLUNTEER ENERGY SERVICES, INC.	011128	0	0.0000%	0.00
NATIONAL ENERGY & TRADE, LP	011152	219,964	0.4433%	11.05
HUNT CHIEFTAIN DEVELOPMENT, L.P.	011164	34,965	0.0705%	1.76
UBS AG, LONDON BRANCH	011174	0	0.0000%	0.00
CHEVRON NATURAL GAS	011183	3,777,424	7.6120%	189.77
AEDC (USA) INC	011187	0	0.0000%	0.00
ENERGY RESOURCES TECHNOLOGY GOM, IN	011188	333,880	0.6728%	16.77
KIDN MARKETING, LTD.	011195	0	0.0000%	0.00
FPL ENERGY POWER MARKETING, INC.	011203	0	0.0000%	0.00
MCX GULF OF MEXICO, LLC	011204	81,000	0.1632%	4.07
CENTERPOINT ENERGY SERVICES, INC.	011224	0	0.0000%	0.00
ENTERPRISE PRODUCTS OPERATING L.P.	011250	0	0.0000%	0.00
MURPHY GAS GATHERING, INC.	011251	0	0.0000%	0.00
SKH ENERGY PARTNERS II, L.P.	011270	0	0.0000%	0.00
VIRGIN OFFSHORE USA, INC.	011285	0	0.0000%	0.00
MAGNUM HUNTER PRODUCTION, INC.	011286	72,456	0.1460%	3.64
EAGLE ENERGY PARTNERS I, L.P.	011289	0	0.0000%	0.00
STATOIL NATURAL GAS LLC	011303	0	0.0000%	0.00
MEADWESTVACO CORPORATION	011305	0	0.0000%	0.00
ENI PETROLEUM CO. INC.	011324	0	0.0000%	0.00
DUKE ENERGY MARKETING AMERICA, L.L.	011325	0	0.0000%	0.00
DELTA ENERGY, LLC	011332	1,189,519	2.3970%	59.76
THE ENERGY AUTHORITY, INC.	011339	215,620	0.4345%	10.83
TEXON L.P.	011341	257,159	0.5182%	12.92
CONSTELLATION NEWENERGY-GAS DIVISIO	011362	0	0.0000%	0.00
NRG POWER MARKETING, INC.	011374	0	0.0000%	0.00
CROSSTEX GULF COAST MARKETING, LTD.	011377	1,624,221	3.2730%	81.60
US MINERALS MANAGEMENT SERVICE-STIN	011381	0	0.0000%	0.00
TARGA LOUISIANA FIELD SERVICE LLC	011405	0	0.0000%	0.00
EXCELERATE GAS MARKETING, L.L.C.	011406	4,808,304	9.6893%	241.56
TRANS LOUISIANA GAS PIPELINE, INC.	011413	525,490	1.0589%	26.40
MAGNUS ENERGY MARKETING, LTD	011420	0	0.0000%	0.00
MERRILL LYNCH COMMODITIES, INC.	011437	129,083	0.2601%	6.48
ESERVICES, INC.	011449	0	0.0000%	0.00
INFINITE ENERGY, INC.	011451	379	0.0008%	0.02
PEOPLES ENERGY WHOLESALE MARKETING,	011474	0	0.0000%	0.00
MASEFIELD NATURAL GAS, INC.	011496	95,305	0.1921%	4.79
DEVON GAS SERVICES, L.P.	011524	438,600	0.8838%	22.03
CROSSTEX PROCESSING SERVICES, LLC	011532	0	0.0000%	0.00
BOIS D'ARC OFFSHORE LTD.	011533	0	0.0000%	0.00
BEAR ENERGY LP	011538	0	0.0000%	0.00
RAINBOW ENERGY MARKETING CORPORATIO	011542	24,135	0.0486%	1.21
BG ENERGY MERCHANTS, LLC	011558	0	0.0000%	0.00
UGI PENN NATURAL GAS, INC.	011615	170,520	0.3436%	8.57
SOJITZ ENERGY VENTURE, INC.	011628	98,226	0.1979%	4.93
FORTIS ENERGY MARKETING & TRADING G	011635	325,954	0.6568%	16.38
		<b>49,624,752</b>	<b>100.00%</b>	<b>2,493.06</b>

COLUMBIA GULF TRANSMISSION COMPANY  
ALLOCATION OF PENALTY REVENUE CREDITS  
FOR THE CONTRACT MONTH ENDING JULY 2007

CUSTOMER NAME	CUST NO.	INVOICED DTH	ALLOCATION PERCENTAGE	REFUND AMOUNT
BALTIMORE GAS & ELECTRIC COMPANY	000074	4,451,714	9.3869%	794.42
BLUEFIELD GAS COMPANY	000109	0	0.0000%	0.00
CARGILL INC.	000153	70,739	0.1492%	12.62
CENTRAL HUDSON GAS & ELECTRIC CORPO	000165	118,606	0.2501%	21.17
DUKE ENERGY OHIO, INC.	000187	0	0.0000%	0.00
CITY OF CHARLOTTESVILLE	000193	203,081	0.4282%	36.24
CITY OF LANCASTER	000197	160,115	0.3376%	28.57
CITY OF RICHMOND	000198	639,716	1.3489%	114.16
COLUMBIA GAS OF KENTUCKY, INC	000208	394,940	0.8328%	70.48
COLUMBIA GAS OF MARYLAND, INC.	000209	243,071	0.5125%	43.38
COLUMBIA GAS OF OHIO, INC.	000214	5,241,110	11.0514%	935.29
COLUMBIA GAS OF PENNSYLVANIA, INC.	000221	820,291	1.7297%	146.38
DELTA NATURAL GAS COMPANY, INC.	000284	0	0.0000%	0.00
ELAM UTILITY COMPANY, INC.	000322	0	0.0000%	0.00
HONDA OF AMERICA MFG, INC.	000453	0	0.0000%	0.00
GASCO DISTRIBUTION SYSTEMS INC.- MA	000483	0	0.0000%	0.00
MOUNTAINEER GAS COMPANY	000633	4,204,261	8.8651%	750.26
NEW YORK STATE ELECTRIC & GAS CORPO	000666	672,700	1.4185%	120.04
NEWPORT STEEL CORPORATION	000668	0	0.0000%	0.00
ORANGE & ROCKLAND UTILITIES, INC.	000700	247,067	0.5210%	44.09
PPL GAS UTILITIES CORPORATION	000723	170,190	0.3589%	30.37
PG ENERGY INC	000724	0	0.0000%	0.00
REYNOLDS METALS CO.	000774	5,859	0.0124%	1.05
RICHMOND UTILITIES BOARD	000778	54,684	0.1153%	9.76
ROANOKE GAS COMPANY	000784	0	0.0000%	0.00
SHELDON GAS COMPANY, INC.	000821	20,181	0.0426%	3.60
SOUTH JERSEY GAS COMPANY	000838	1,147,033	2.4186%	204.69
SUBURBAN NATURAL GAS COMPANY	000870	0	0.0000%	0.00
UNITED STATES GYPSUM COMPANY	000919	151,315	0.3191%	27.00
UGI UTILITIES INC.	000942	0	0.0000%	0.00
DUKE ENERGY KENTUCKY, INC.	000976	437,122	0.9217%	78.01
VIRGINIA NATURAL GAS, INC.	000996	1,595,435	3.3641%	284.71
WASHINGTON GAS LIGHT COMPANY	001006	0	0.0000%	0.00
WATERVILLE GAS & OIL COMPANY	001010	0	0.0000%	0.00
WATERVILLE GAS COMPANY	001062	0	0.0000%	0.00
PIKE NATURAL GAS COMPANY	001063	34,340	0.0724%	6.13
STAND ENERGY CORPORATION	001076	7,409	0.0156%	1.32
CONOCOPHILLIPS COMPANY	001129	0	0.0000%	0.00
KCS ENERGY MARKETING, INC.	001215	0	0.0000%	0.00
CHEVRON USA INC.	001365	26,176	0.0552%	4.67
BLACKSVILLE OIL AND GAS COMPANY, IN	001471	0	0.0000%	0.00
GASCO DISTRIBUTION SYSTEMS INC. - C	001472	0	0.0000%	0.00
EXXON MOBIL CORPORATION	001630	519,212	1.0948%	92.65
CROSS TIMBERS ENERGY SERVICES INC.	001830	0	0.0000%	0.00
DELMARVA POWER & LIGHT COMPANY	001860	0	0.0000%	0.00
PIEDMONT NATURAL GAS COMPANY, INC.	001871	0	0.0000%	0.00

Appendix B  
Sheet 6 of 16

MARATHON OIL COMPANY	001886	0	0.0000%	0.00
AFG INDUSTRIES INC.	001904	111,600	0.2353%	19.92
ARLINGTON NATURAL GAS COMPANY	002277	22,943	0.0484%	4.09
BELFRY GAS COMPANY	002278	0	0.0000%	0.00
CITY OF CARLISLE	002280	13,138	0.0277%	2.34
CITY OF FLEMINGSBURG	002282	0	0.0000%	0.00
LAKESIDE GAS COMPANY	002284	0	0.0000%	0.00
SWICKARD GAS COMPANY	002291	5,363	0.0113%	0.96
VANCEBURG ELECTRIC LIGHT, HEAT & PO	002294	6,970	0.0147%	1.24
WESTERN LEWIS-RECTORVILLE WATER & G	002296	3,961	0.0084%	0.71
ZEBULON GAS ASSOCIATION, INC.	002299	0	0.0000%	0.00
DUKE ENERGY TRADING AND MARKETING,	002356	0	0.0000%	0.00
SUPERIOR NATURAL GAS CORPORATION	002377	0	0.0000%	0.00
ENERGYUSA -TPC CORP.	002378	0	0.0000%	0.00
UNITED CITIES GAS COMPANY, A DIVISI	002395	0	0.0000%	0.00
NEW JERSEY NATURAL GAS COMPANY	002407	0	0.0000%	0.00
EAST OHIO GAS COMPANY	002412	56,203	0.1185%	10.03
OHIO CUMBERLAND GAS COMPANY	002436	21,080	0.0444%	3.76
POGO PRODUCING COMPANY	002643	0	0.0000%	0.00
HESS CORPORATION	002651	42,900	0.0905%	7.66
FOREST OIL CORPORATION	002728	2,368	0.0050%	0.42
APACHE CORPORATION	002924	1,689,532	3.5626%	301.50
COKINOS NATURAL GAS COMPANY	003035	0	0.0000%	0.00
SENECA RESOURCES CORPORATION	003083	0	0.0000%	0.00
W & T OFFSHORE, INC.	003106	60,765	0.1281%	10.84
GASCO DISTRIBUTION SYSTEMS, INC.	003574	0	0.0000%	0.00
ORWELL NATURAL GAS COMPANY	004098	21,080	0.0444%	3.76
MARINER ENERGY, INC.	004604	229,089	0.4831%	40.88
ENJET, INC.	005596	0	0.0000%	0.00
INTERSTATE GAS SUPPLY, INC.	006542	0	0.0000%	0.00
BP ENERGY COMPANY	006654	185,334	0.3908%	33.07
NEWFIELD EXPLORATION COMPANY	006810	0	0.0000%	0.00
TENASKA MARKETING VENTURES	006853	47,042	0.0992%	8.39
MACQUARIE COOK ENERGY, L.L.C	006932	0	0.0000%	0.00
TOTAL GAS & POWER NORTH AMERICA, IN	007249	0	0.0000%	0.00
SOUTHWEST ENERGY, LP	007427	84,598	0.1784%	15.10
PPL ENERGYPLUS,LLC	008073	111,903	0.2360%	19.97
SEMPRA ENERGY TRADING LLC	008077	0	0.0000%	0.00
WESTERN GAS RESOURCES, INC.	008194	0	0.0000%	0.00
COLUMBIA GAS OF VIRGINIA, INC.	008238	1,313,706	2.7701%	234.43
UGI UTILITIES INC AS AGENT FOR XD L	008412	1,288,334	2.7166%	229.91
ENBRIDGE MARKETING (US) L.P.	008797	0	0.0000%	0.00
NOBLE ENERGY MARKETING, INC.	008849	0	0.0000%	0.00
RELIANT ENERGY SERVICES INC.	009336	0	0.0000%	0.00
ATP OIL & GAS CORPORATION	009448	74,558	0.1572%	13.31
MCMORAN OIL & GAS LLC	009519	30,690	0.0647%	5.48
UGI ENERGY SERVICES INCORPORATED	009980	38,897	0.0820%	6.94
STONE ENERGY CORPORATION	010088	172,931	0.3646%	30.86
CORAL ENERGY RESOURCES L P	010188	0	0.0000%	0.00
ATMOS ENERGY MARKETING, LLC	010216	154,502	0.3258%	27.57
INTEGRYS ENERGY SERVICES, INC.	010236	0	0.0000%	0.00
CITY OF LEBANON	010241	70,412	0.1485%	12.57
CINERGY MARKETING & TRADING, LP	010244	0	0.0000%	0.00

Appendix B  
Sheet 7 of 16

HUNT PETROLEUM (AEC), INC.	010273	0	0.0000%	0.00
THE EASTON UTILITIES COMMISSION	010274	0	0.0000%	0.00
WASHINGTON GAS ENERGY SERVICES	010306	0	0.0000%	0.00
PROLIANCE ENERGY L.L.C.	010316	0	0.0000%	0.00
FSG ENERGY SERVICES	010317	0	0.0000%	0.00
CLECO POWER LLC	010326	0	0.0000%	0.00
CITY OF PONTOTOC MISSISSIPPI	010347	9,406	0.0198%	1.68
ONEOK ENERGY SERVICES COMPANY, L.P.	010392	48,514	0.1023%	8.66
SOUTH JERSEY RESOURCES GROUP, LLC	010394	0	0.0000%	0.00
TENNESSEE VALLEY AUTHORITY	010408	380,083	0.8014%	67.83
INTERCONN RESOURCES, INC.	010497	397,451	0.8381%	70.93
CHESAPEAKE UTILITIES CORP DELAWARE	010535	0	0.0000%	0.00
CHESAPEAKE UTILITIES CORP MARYLAND	010536	16,832	0.0355%	3.00
MIRANT ENERGY TRADING, LLC	010541	0	0.0000%	0.00
THE PROCTER & GAMBLE MANUFACTURING	010563	0	0.0000%	0.00
MIDDLE TENNESSEE NATURAL GAS	010564	0	0.0000%	0.00
UNOCAL ENERGY TRADING, INC.	010588	0	0.0000%	0.00
OGE ENERGY RESOURCES, INC.	010597	0	0.0000%	0.00
UPSTREAM ENERGY SERVICES, L.P.	010618	0	0.0000%	0.00
ENTERGY LOUISIANA, LLC	010640	0	0.0000%	0.00
OCCIDENTAL ENERGY MARKETING, INC.	010679	0	0.0000%	0.00
ENTERGY MISSISSIPPI, INC.	010691	2,338,430	4.9308%	417.30
ANADARKO ENERGY SERVICES COMPANY	010722	736,563	1.5531%	131.44
VIRGINIA POWER ENERGY MARKETING, IN	010740	31,328	0.0661%	5.59
DELTA NATURAL GAS COMPANY, INC., CU	010754	0	0.0000%	0.00
DELTA NATURAL GAS COMPANY, INC., ST	010755	0	0.0000%	0.00
GASCO DISTRIBUTION SYSTEMS INC. - K	010757	0	0.0000%	0.00
FIRSTENERGY SOLUTIONS CORP.	010781	0	0.0000%	0.00
WILLIAMS POWER COMPANY, INC.	010784	0	0.0000%	0.00
WESTPORT OIL AND GAS COMPANY, L.P.	010786	0	0.0000%	0.00
NJR ENERGY SERVICES COMPANY	010795	2,631,261	5.5483%	469.55
TARGA MIDSTREAM SERVICES LIMITED PA	010797	0	0.0000%	0.00
SOUTHSTAR ENERGY SERVICES, LLC	010799	0	0.0000%	0.00
ADAMS RESOURCES MARKETING, LTD.	010808	0	0.0000%	0.00
EL PASO MARKETING, L.P.	010825	0	0.0000%	0.00
CONECTIV ENERGY SUPPLY, INC.	010831	799,246	1.6853%	142.63
EL PASO FIELD OPERATIONS COMPANY	010838	0	0.0000%	0.00
CONSTELLATION ENERGY COMMODITIES GR	010851	1,730,750	3.6495%	308.86
US MINERALS MANAGEMENT SERVICE	010855	300,032	0.6326%	53.54
BRIDGELINE GAS MARKETING, L.L.C.	010866	0	0.0000%	0.00
EXELON ENERGY COMPANY	010868	186,027	0.3923%	33.20
DOMINION EXPLORATION & PRODUCTION,	010883	334,538	0.7054%	59.70
DOMINION FIELD SERVICES, INC.	010891	0	0.0000%	0.00
MX ENERGY INC.	010893	4,136	0.0087%	0.74
EUGENE ISLAND 309, LLC	010894	0	0.0000%	0.00
DOMINION RETAIL, INC.	010908	123,563	0.2605%	22.05
DEVON ENERGY PRODUCTION COMPANY, L.	010913	137,670	0.2903%	24.57
GALLATIN NATURAL GAS SYSTEM	010928	205,743	0.4338%	36.72
WARREN POWER, LLC.	010958	0	0.0000%	0.00
SPARK ENERGY GAS, LP	010967	159,945	0.3373%	28.54
ATMOS ENERGY CORPORATION	010976	170,791	0.3601%	30.48
LOUIS DREYFUS ENERGY SERVICES L.P.	011111	0	0.0000%	0.00
SEQUENT ENERGY MANAGEMENT, L.P.	011121	223,955	0.4722%	39.97

Appendix B  
Sheet 8 of 16

VOLUNTEER ENERGY SERVICES, INC.	011128	0	0.0000%	0.00
NATIONAL ENERGY & TRADE, LP	011152	208,163	0.4389%	37.15
HUNT CHIEFTAIN DEVELOPMENT, L.P.	011164	15,137	0.0319%	2.70
UBS AG, LONDON BRANCH	011174	3,078	0.0065%	0.55
CHEVRON NATURAL GAS	011183	3,914,834	8.2548%	698.61
AEDC (USA) INC	011187	0	0.0000%	0.00
ENERGY RESOURCES TECHNOLOGY GOM, IN	011188	0	0.0000%	0.00
KIDN MARKETING, LTD.	011195	0	0.0000%	0.00
FPL ENERGY POWER MARKETING, INC.	011203	0	0.0000%	0.00
MCX GULF OF MEXICO, LLC	011204	0	0.0000%	0.00
CENTERPOINT ENERGY SERVICES, INC.	011224	0	0.0000%	0.00
ENTERPRISE PRODUCTS OPERATING L.P.	011250	0	0.0000%	0.00
MURPHY GAS GATHERING, INC.	011251	0	0.0000%	0.00
SKH ENERGY PARTNERS II, L.P.	011270	0	0.0000%	0.00
VIRGIN OFFSHORE USA, INC.	011285	0	0.0000%	0.00
MAGNUM HUNTER PRODUCTION, INC.	011286	63,778	0.1345%	11.38
EAGLE ENERGY PARTNERS I, L.P.	011289	0	0.0000%	0.00
STATOIL NATURAL GAS LLC	011303	0	0.0000%	0.00
MEADWESTVACO CORPORATION	011305	0	0.0000%	0.00
ENI PETROLEUM CO. INC.	011324	0	0.0000%	0.00
DUKE ENERGY MARKETING AMERICA, L.L.	011325	0	0.0000%	0.00
DELTA ENERGY, LLC	011332	1,246,646	2.6287%	222.47
THE ENERGY AUTHORITY, INC.	011339	317,716	0.6699%	56.70
TEXON L.P.	011341	287,276	0.6058%	51.27
CONSTELLATION NEWENERGY-GAS DIVISIO	011362	0	0.0000%	0.00
NRG POWER MARKETING, INC.	011374	0	0.0000%	0.00
CROSSTEX GULF COAST MARKETING, LTD.	011377	0	0.0000%	0.00
US MINERALS MANAGEMENT SERVICE-STIN	011381	0	0.0000%	0.00
TARGA LOUISIANA FIELD SERVICE LLC	011405	0	0.0000%	0.00
EXCELERATE GAS MARKETING, L.L.C.	011406	0	0.0000%	0.00
TRANS LOUISIANA GAS PIPELINE, INC.	011413	560,786	1.1825%	100.07
MAGNUS ENERGY MARKETING, LTD	011420	0	0.0000%	0.00
MERRILL LYNCH COMMODITIES, INC.	011437	113,677	0.2397%	20.29
ESERVICES, INC.	011449	0	0.0000%	0.00
INFINITE ENERGY, INC.	011451	723	0.0015%	0.13
PEOPLES ENERGY WHOLESALE MARKETING,	011474	0	0.0000%	0.00
MASEFIELD NATURAL GAS, INC.	011496	118,121	0.2491%	21.08
DEVON GAS SERVICES, L.P.	011524	411,300	0.8673%	73.40
CROSSTEX PROCESSING SERVICES, LLC	011532	0	0.0000%	0.00
BOIS D'ARC OFFSHORE LTD.	011533	0	0.0000%	0.00
BEAR ENERGY LP	011538	1,105,702	2.3315%	197.31
RAINBOW ENERGY MARKETING CORPORATIO	011542	21,589	0.0455%	3.85
BG ENERGY MERCHANTS, LLC	011558	0	0.0000%	0.00
UGI PENN NATURAL GAS, INC.	011615	176,204	0.3715%	31.44
SOJITZ ENERGY VENTURE, INC.	011628	90,200	0.1902%	16.10
FORTIS ENERGY MARKETING & TRADING G	011635	307,230	0.6478%	54.83
		47,424,690	100.00%	8,463.04

COLUMBIA GULF TRANSMISSION COMPANY  
ALLOCATION OF PENALTY REVENUE CREDITS  
FOR THE CONTRACT MONTH ENDING AUGUST 2007

CUSTOMER NAME	CUST NO.	INVOICED DTH	ALLOCATION PERCENTAGE	REFUND AMOUNT
BALTIMORE GAS & ELECTRIC COMPANY	000074	3,653,296	7.0088%	631.11
BLUEFIELD GAS COMPANY	000109	0	0.0000%	0.00
CARGILL INC.	000153	18,828	0.0361%	3.25
CENTRAL HUDSON GAS & ELECTRIC CORPO	000165	118,606	0.2275%	20.49
DUKE ENERGY OHIO, INC.	000187	2,017,719	3.8710%	348.56
CITY OF CHARLOTTESVILLE	000193	196,530	0.3770%	33.95
CITY OF LANCASTER	000197	160,115	0.3072%	27.66
CITY OF RICHMOND	000198	707,170	1.3567%	122.16
COLUMBIA GAS OF KENTUCKY, INC	000208	288,610	0.5537%	49.86
COLUMBIA GAS OF MARYLAND, INC.	000209	261,268	0.5012%	45.13
COLUMBIA GAS OF OHIO, INC.	000214	2,277,647	4.3696%	393.47
COLUMBIA GAS OF PENNSYLVANIA, INC.	000221	0	0.0000%	0.00
DELTA NATURAL GAS COMPANY, INC.	000284	0	0.0000%	0.00
ELAM UTILITY COMPANY, INC.	000322	0	0.0000%	0.00
HONDA OF AMERICA MFG, INC.	000453	0	0.0000%	0.00
GASCO DISTRIBUTION SYSTEMS INC.- MA	000483	0	0.0000%	0.00
MOUNTAINEER GAS COMPANY	000633	4,269,791	8.1916%	737.61
NEW YORK STATE ELECTRIC & GAS CORPO	000666	672,700	1.2906%	116.21
NEWPORT STEEL CORPORATION	000668	0	0.0000%	0.00
ORANGE & ROCKLAND UTILITIES, INC.	000700	218,736	0.4196%	37.79
PPL GAS UTILITIES CORPORATION	000723	154,380	0.2962%	26.67
PG ENERGY INC	000724	0	0.0000%	0.00
REYNOLDS METALS CO.	000774	64	0.0001%	0.01
RICHMOND UTILITIES BOARD	000778	53,983	0.1036%	9.33
ROANOKE GAS COMPANY	000784	0	0.0000%	0.00
SHELDON GAS COMPANY, INC.	000821	20,077	0.0385%	3.47
SOUTH JERSEY GAS COMPANY	000838	1,171,131	2.2468%	202.31
SUBURBAN NATURAL GAS COMPANY	000870	0	0.0000%	0.00
UNITED STATES GYPSUM COMPANY	000919	155,000	0.2974%	26.78
UGI UTILITIES INC.	000942	0	0.0000%	0.00
DUKE ENERGY KENTUCKY, INC.	000976	434,682	0.8339%	75.09
VIRGINIA NATURAL GAS, INC.	000996	1,021,666	1.9601%	176.49
WASHINGTON GAS LIGHT COMPANY	001006	0	0.0000%	0.00
WATERVILLE GAS & OIL COMPANY	001010	0	0.0000%	0.00
WATERVILLE GAS COMPANY	001062	0	0.0000%	0.00
PIKE NATURAL GAS COMPANY	001063	37,556	0.0721%	6.49
STAND ENERGY CORPORATION	001076	7,409	0.0142%	1.28
CONOCOPHILLIPS COMPANY	001129	0	0.0000%	0.00
KCS ENERGY MARKETING, INC.	001215	0	0.0000%	0.00
CHEVRON USA INC.	001365	19,550	0.0375%	3.38
BLACKSVILLE OIL AND GAS COMPANY, IN	001471	0	0.0000%	0.00
GASCO DISTRIBUTION SYSTEMS INC. - C	001472	0	0.0000%	0.00
EXXON MOBIL CORPORATION	001630	228,720	0.4388%	39.51
CROSS TIMBERS ENERGY SERVICES INC.	001830	0	0.0000%	0.00
DELMARVA POWER & LIGHT COMPANY	001860	0	0.0000%	0.00
PIEDMONT NATURAL GAS COMPANY, INC.	001871	0	0.0000%	0.00

**Appendix B**  
**Sheet 10 of 16**

MARATHON OIL COMPANY	001886	0	0.0000%	0.00
AFG INDUSTRIES INC.	001904	111,600	0.2141%	19.28
ARLINGTON NATURAL GAS COMPANY	002277	29,171	0.0560%	5.04
BELFRY GAS COMPANY	002278	0	0.0000%	0.00
CITY OF CARLISLE	002280	7,672	0.0147%	1.33
CITY OF FLEMINGSBURG	002282	0	0.0000%	0.00
LAKESIDE GAS COMPANY	002284	0	0.0000%	0.00
SWICKARD GAS COMPANY	002291	11,067	0.0212%	1.91
VANCEBURG ELECTRIC LIGHT, HEAT & PO	002294	12,958	0.0249%	2.24
WESTERN LEWIS-RECTORVILLE WATER & G	002296	2,337	0.0045%	0.40
ZEBULON GAS ASSOCIATION, INC.	002299	0	0.0000%	0.00
DUKE ENERGY TRADING AND MARKETING,	002356	0	0.0000%	0.00
SUPERIOR NATURAL GAS CORPORATION	002377	708,014	1.3583%	122.31
ENERGYUSA -TPC CORP.	002378	0	0.0000%	0.00
UNITED CITIES GAS COMPANY, A DIVISI	002395	0	0.0000%	0.00
NEW JERSEY NATURAL GAS COMPANY	002407	0	0.0000%	0.00
EAST OHIO GAS COMPANY	002412	56,203	0.1078%	9.71
OHIO CUMBERLAND GAS COMPANY	002436	21,080	0.0404%	3.64
POGO PRODUCING COMPANY	002643	0	0.0000%	0.00
HESS CORPORATION	002651	49,839	0.0956%	8.61
FOREST OIL CORPORATION	002728	150	0.0003%	0.03
APACHE CORPORATION	002924	1,787,195	3.4287%	308.74
COKINOS NATURAL GAS COMPANY	003035	0	0.0000%	0.00
SENECA RESOURCES CORPORATION	003083	0	0.0000%	0.00
W & T OFFSHORE, INC.	003106	48,379	0.0928%	8.36
GASCO DISTRIBUTION SYSTEMS, INC.	003574	0	0.0000%	0.00
ORWELL NATURAL GAS COMPANY	004098	21,080	0.0404%	3.64
MARINER ENERGY, INC.	004604	183,799	0.3526%	31.75
ENJET, INC.	005596	0	0.0000%	0.00
INTERSTATE GAS SUPPLY, INC.	006542	0	0.0000%	0.00
BP ENERGY COMPANY	006654	145,996	0.2801%	25.22
NEWFIELD EXPLORATION COMPANY	006810	0	0.0000%	0.00
TENASKA MARKETING VENTURES	006853	92,003	0.1765%	15.89
MACQUARIE COOK ENERGY, L.L.C	006932	20,000	0.0384%	3.46
TOTAL GAS & POWER NORTH AMERICA, IN	007249	0	0.0000%	0.00
SOUTHWEST ENERGY, LP	007427	0	0.0000%	0.00
PPL ENERGYPLUS,LLC	008073	0	0.0000%	0.00
SEMPRA ENERGY TRADING LLC	008077	457,843	0.8784%	79.09
WESTERN GAS RESOURCES, INC.	008194	0	0.0000%	0.00
COLUMBIA GAS OF VIRGINIA, INC.	008238	1,260,204	2.4177%	217.70
UGI UTILITIES INC AS AGENT FOR XD L	008412	1,185,443	2.2743%	204.79
ENBRIDGE MARKETING (US) L.P.	008797	0	0.0000%	0.00
NOBLE ENERGY MARKETING, INC.	008849	138,291	0.2653%	23.89
RELIANT ENERGY SERVICES INC.	009336	0	0.0000%	0.00
ATP OIL & GAS CORPORATION	009448	81,733	0.1568%	14.12
MCMORAN OIL & GAS LLC	009519	31,834	0.0611%	5.50
UGI ENERGY SERVICES INCORPORATED	009980	52,813	0.1013%	9.12
STONE ENERGY CORPORATION	010088	131,083	0.2515%	22.64
CORAL ENERGY RESOURCES L P	010188	0	0.0000%	0.00
ATMOS ENERGY MARKETING, LLC	010216	0	0.0000%	0.00
INTEGRYS ENERGY SERVICES, INC.	010236	59,131	0.1134%	10.21
CITY OF LEBANON	010241	99,167	0.1903%	17.13
CINERGY MARKETING & TRADING, LP	010244	0	0.0000%	0.00

Appendix B  
Sheet 11 of 16

HUNT PETROLEUM (AEC), INC.	010273	0	0.0000%	0.00
THE EASTON UTILITIES COMMISSION	010274	0	0.0000%	0.00
WASHINGTON GAS ENERGY SERVICES	010306	0	0.0000%	0.00
PROLIANCE ENERGY L.L.C.	010316	0	0.0000%	0.00
FSG ENERGY SERVICES	010317	0	0.0000%	0.00
CLECO POWER LLC	010326	0	0.0000%	0.00
CITY OF PONTOTOC MISSISSIPPI	010347	11,745	0.0225%	2.03
ONEOK ENERGY SERVICES COMPANY, L.P.	010392	50,000	0.0959%	8.64
SOUTH JERSEY RESOURCES GROUP, LLC	010394	0	0.0000%	0.00
TENNESSEE VALLEY AUTHORITY	010408	1,883,108	3.6127%	325.31
INTERCONN RESOURCES, INC.	010497	426,045	0.8174%	73.60
CHESAPEAKE UTILITIES CORP DELAWARE	010535	0	0.0000%	0.00
CHESAPEAKE UTILITIES CORP MARYLAND	010536	16,290	0.0313%	2.81
MIRANT ENERGY TRADING, LLC	010541	0	0.0000%	0.00
THE PROCTER & GAMBLE MANUFACTURING	010563	0	0.0000%	0.00
MIDDLE TENNESSEE NATURAL GAS	010564	0	0.0000%	0.00
UNOCAL ENERGY TRADING, INC.	010588	0	0.0000%	0.00
OGE ENERGY RESOURCES, INC.	010597	0	0.0000%	0.00
UPSTREAM ENERGY SERVICES, L.P.	010618	0	0.0000%	0.00
ENTERGY LOUISIANA, LLC	010640	0	0.0000%	0.00
OCCIDENTAL ENERGY MARKETING, INC.	010679	0	0.0000%	0.00
ENERGY MISSISSIPPI, INC.	010691	4,675,288	8.9695%	807.66
ANADARKO ENERGY SERVICES COMPANY	010722	358,787	0.6883%	61.98
VIRGINIA POWER ENERGY MARKETING, IN	010740	100	0.0002%	0.02
DELTA NATURAL GAS COMPANY, INC., CU	010754	0	0.0000%	0.00
DELTA NATURAL GAS COMPANY, INC., ST	010755	0	0.0000%	0.00
GASCO DISTRIBUTION SYSTEMS INC. - K	010757	0	0.0000%	0.00
FIRSTENERGY SOLUTIONS CORP.	010781	0	0.0000%	0.00
WILLIAMS POWER COMPANY, INC.	010784	0	0.0000%	0.00
WESTPORT OIL AND GAS COMPANY, L.P.	010786	0	0.0000%	0.00
NJR ENERGY SERVICES COMPANY	010795	2,505,562	4.8069%	432.84
TARGA MIDSTREAM SERVICES LIMITED PA	010797	0	0.0000%	0.00
SOUTHSTAR ENERGY SERVICES, LLC	010799	0	0.0000%	0.00
ADAMS RESOURCES MARKETING, LTD.	010808	0	0.0000%	0.00
EL PASO MARKETING, L.P.	010825	0	0.0000%	0.00
CONECTIV ENERGY SUPPLY, INC.	010831	229,783	0.4408%	39.70
EL PASO FIELD OPERATIONS COMPANY	010838	0	0.0000%	0.00
CONSTELLATION ENERGY COMMODITIES GR	010851	0	0.0000%	0.00
US MINERALS MANAGEMENT SERVICE	010855	279,522	0.5363%	48.29
BRIDGELINE GAS MARKETING, L.L.C.	010866	0	0.0000%	0.00
EXELON ENERGY COMPANY	010868	185,882	0.3566%	32.11
DOMINION EXPLORATION & PRODUCTION,	010883	303,308	0.5819%	52.40
DOMINION FIELD SERVICES, INC.	010891	0	0.0000%	0.00
MX ENERGY INC.	010893	407	0.0008%	0.07
EUGENE ISLAND 309, LLC	010894	0	0.0000%	0.00
DOMINION RETAIL, INC.	010908	123,597	0.2371%	21.35
DEVON ENERGY PRODUCTION COMPANY, L.	010913	36,215	0.0695%	6.26
GALLATIN NATURAL GAS SYSTEM	010928	211,780	0.4063%	36.59
WARREN POWER, LLC.	010958	0	0.0000%	0.00
SPARK ENERGY GAS, LP	010967	7,850	0.0151%	1.36
ATMOS ENERGY CORPORATION	010976	116,738	0.2240%	20.17
LOUIS DREYFUS ENERGY SERVICES L.P.	011111	0	0.0000%	0.00
SEQUENT ENERGY MANAGEMENT, L.P.	011121	377,327	0.7239%	65.18



**Appendix B**  
**Sheet 12 of 16**

VOLUNTEER ENERGY SERVICES, INC.	011128	0	0.0000%	0.00
NATIONAL ENERGY & TRADE, LP	011152	169,902	0.3260%	29.35
HUNT CHIEFTAIN DEVELOPMENT, L.P.	011164	14,101	0.0271%	2.44
UBS AG, LONDON BRANCH	011174	0	0.0000%	0.00
CHEVRON NATURAL GAS	011183	4,183,592	8.0262%	722.72
AEDC (USA) INC	011187	0	0.0000%	0.00
ENERGY RESOURCES TECHNOLOGY GOM, IN	011188	27,471	0.0527%	4.75
KIDN MARKETING, LTD.	011195	0	0.0000%	0.00
FPL ENERGY POWER MARKETING, INC.	011203	0	0.0000%	0.00
MCX GULF OF MEXICO, LLC	011204	0	0.0000%	0.00
CENTERPOINT ENERGY SERVICES, INC.	011224	0	0.0000%	0.00
ENTERPRISE PRODUCTS OPERATING L.P.	011250	0	0.0000%	0.00
MURPHY GAS GATHERING, INC.	011251	0	0.0000%	0.00
SKH ENERGY PARTNERS II, L.P.	011270	0	0.0000%	0.00
VIRGIN OFFSHORE USA, INC.	011285	0	0.0000%	0.00
MAGNUM HUNTER PRODUCTION, INC.	011286	39,975	0.0767%	6.91
EAGLE ENERGY PARTNERS I, L.P.	011289	844,071	1.6193%	145.81
STATOIL NATURAL GAS LLC	011303	0	0.0000%	0.00
MEADWESTVACO CORPORATION	011305	0	0.0000%	0.00
ENI PETROLEUM CO. INC.	011324	259,932	0.4987%	44.90
DUKE ENERGY MARKETING AMERICA, L.L.	011325	0	0.0000%	0.00
DELTA ENERGY, LLC	011332	470,727	0.9031%	81.32
THE ENERGY AUTHORITY, INC.	011339	407,104	0.7810%	70.33
TEXON L.P.	011341	0	0.0000%	0.00
CONSTELLATION NEWENERGY-GAS DIVISIO	011362	0	0.0000%	0.00
NRG POWER MARKETING, INC.	011374	0	0.0000%	0.00
CROSSTEX GULF COAST MARKETING, LTD.	011377	0	0.0000%	0.00
US MINERALS MANAGEMENT SERVICE-STIN	011381	0	0.0000%	0.00
TARGA LOUISIANA FIELD SERVICE LLC	011405	0	0.0000%	0.00
EXCELERATE GAS MARKETING, L.L.C.	011406	0	0.0000%	0.00
TRANS LOUISIANA GAS PIPELINE, INC.	011413	507,213	0.9731%	87.62
MAGNUS ENERGY MARKETING, LTD	011420	0	0.0000%	0.00
MERRILL LYNCH COMMODITIES, INC.	011437	114,266	0.2192%	19.74
ESERVICES, INC.	011449	0	0.0000%	0.00
INFINITE ENERGY, INC.	011451	94,995	0.1822%	16.41
PEOPLES ENERGY WHOLESALE MARKETING,	011474	0	0.0000%	0.00
MASEFIELD NATURAL GAS, INC.	011496	0	0.0000%	0.00
DEVON GAS SERVICES, L.P.	011524	663,500	1.2729%	114.62
CROSSTEX PROCESSING SERVICES, LLC	011532	0	0.0000%	0.00
BOIS D'ARC OFFSHORE LTD.	011533	0	0.0000%	0.00
BEAR ENERGY LP	011538	1,668,368	3.2007%	288.21
RAINBOW ENERGY MARKETING CORPORATIO	011542	0	0.0000%	0.00
BG ENERGY MERCHANTS, LLC	011558	5,577,456	10.7003%	963.52
UGI PENN NATURAL GAS, INC.	011615	176,204	0.3380%	30.44
SOJITZ ENERGY VENTURE, INC.	011628	66,870	0.1283%	11.55
FORTIS ENERGY MARKETING & TRADING G	011635	67,920	0.1303%	11.73
		<u>52,124,320</u>	<u>100.00%</u>	<u>9,004.57</u>

COLUMBIA GULF TRANSMISSION COMPANY  
ALLOCATION OF PENALTY REVENUE CREDITS  
FOR THE CONTRACT MONTH ENDING SEPTEMBER 2007

CUSTOMER NAME	CUST NO.	INVOICED DTH	ALLOCATION PERCENTAGE	REFUND AMOUNT
BALTIMORE GAS & ELECTRIC COMPANY	000074	3,271,298	6.2819%	180.30
BLUEFIELD GAS COMPANY	000109	0	0.0000%	0.00
CARGILL INC.	000153	40,080	0.0770%	2.21
CENTRAL HUDSON GAS & ELECTRIC CORPO	000165	107,130	0.2057%	5.90
DUKE ENERGY OHIO, INC.	000187	0	0.0000%	0.00
CITY OF CHARLOTTESVILLE	000193	196,530	0.3774%	10.83
CITY OF LANCASTER	000197	154,950	0.2976%	8.54
CITY OF RICHMOND	000198	648,480	1.2453%	35.74
COLUMBIA GAS OF KENTUCKY, INC	000208	382,200	0.7339%	21.07
COLUMBIA GAS OF MARYLAND, INC.	000209	294,000	0.5646%	16.20
COLUMBIA GAS OF OHIO, INC.	000214	2,818,240	5.4119%	155.33
COLUMBIA GAS OF PENNSYLVANIA, INC.	000221	769,918	1.4785%	42.44
DELTA NATURAL GAS COMPANY, INC.	000284	0	0.0000%	0.00
ELAM UTILITY COMPANY, INC.	000322	0	0.0000%	0.00
HONDA OF AMERICA MFG, INC.	000453	0	0.0000%	0.00
GASCO DISTRIBUTION SYSTEMS INC.- MA	000483	0	0.0000%	0.00
MOUNTAINEER GAS COMPANY	000633	3,039,990	5.8378%	167.55
NEW YORK STATE ELECTRIC & GAS CORPO	000666	475,410	0.9129%	26.20
NEWPORT STEEL CORPORATION	000668	0	0.0000%	0.00
ORANGE & ROCKLAND UTILITIES, INC.	000700	196,980	0.3783%	10.86
PPL GAS UTILITIES CORPORATION	000723	109,959	0.2112%	6.06
PG ENERGY INC	000724	0	0.0000%	0.00
REYNOLDS METALS CO.	000774	0	0.0000%	0.00
RICHMOND UTILITIES BOARD	000778	59,430	0.1141%	3.28
ROANOKE GAS COMPANY	000784	0	0.0000%	0.00
SHELDON GAS COMPANY, INC.	000821	19,500	0.0374%	1.07
SOUTH JERSEY GAS COMPANY	000838	754,628	1.4491%	41.59
SUBURBAN NATURAL GAS COMPANY	000870	0	0.0000%	0.00
UNITED STATES GYPSUM COMPANY	000919	150,000	0.2880%	8.27
UGI UTILITIES INC.	000942	0	0.0000%	0.00
DUKE ENERGY KENTUCKY, INC.	000976	430,908	0.8275%	23.75
VIRGINIA NATURAL GAS, INC.	000996	1,173,412	2.2533%	64.67
WASHINGTON GAS LIGHT COMPANY	001006	0	0.0000%	0.00
WATERVILLE GAS & OIL COMPANY	001010	0	0.0000%	0.00
WATERVILLE GAS COMPANY	001062	0	0.0000%	0.00
PIKE NATURAL GAS COMPANY	001063	28,230	0.0542%	1.56
STAND ENERGY CORPORATION	001076	29,880	0.0574%	1.65
CONOCOPHILLIPS COMPANY	001129	232,421	0.4463%	12.81
KCS ENERGY MARKETING, INC.	001215	0	0.0000%	0.00
CHEVRON USA INC.	001365	38,575	0.0741%	2.13
BLACKSVILLE OIL AND GAS COMPANY, IN	001471	0	0.0000%	0.00
GASCO DISTRIBUTION SYSTEMS INC. - C	001472	0	0.0000%	0.00
EXXON MOBIL CORPORATION	001630	169,503	0.3255%	9.34
CROSS TIMBERS ENERGY SERVICES INC.	001830	286,000	0.5492%	15.76
DELMARVA POWER & LIGHT COMPANY	001860	0	0.0000%	0.00
PIEDMONT NATURAL GAS COMPANY, INC.	001871	0	0.0000%	0.00

**Appendix B**  
**Sheet 14 of 16**

MARATHON OIL COMPANY	001886	0	0.0000%	0.00
AFG INDUSTRIES INC.	001904	108,000	0.2074%	5.95
ARLINGTON NATURAL GAS COMPANY	002277	28,230	0.0542%	1.56
BELFRY GAS COMPANY	002278	0	0.0000%	0.00
CITY OF CARLISLE	002280	7,703	0.0148%	0.42
CITY OF FLEMINGSBURG	002282	0	0.0000%	0.00
LAKESIDE GAS COMPANY	002284	0	0.0000%	0.00
SWICKARD GAS COMPANY	002291	10,710	0.0206%	0.59
VANCEBURG ELECTRIC LIGHT, HEAT & PO	002294	8,524	0.0164%	0.47
WESTERN LEWIS-RECTORVILLE WATER & G	002296	4,074	0.0078%	0.22
ZEBULON GAS ASSOCIATION, INC.	002299	0	0.0000%	0.00
DUKE ENERGY TRADING AND MARKETING,	002356	0	0.0000%	0.00
SUPERIOR NATURAL GAS CORPORATION	002377	669,496	1.2856%	36.90
ENERGYUSA -TPC CORP.	002378	0	0.0000%	0.00
UNITED CITIES GAS COMPANY, A DIVISI	002395	0	0.0000%	0.00
NEW JERSEY NATURAL GAS COMPANY	002407	5,390	0.0104%	0.30
EAST OHIO GAS COMPANY	002412	40,512	0.0778%	2.23
OHIO CUMBERLAND GAS COMPANY	002436	20,400	0.0392%	1.12
POGO PRODUCING COMPANY	002643	0	0.0000%	0.00
HESS CORPORATION	002651	22,059	0.0424%	1.22
FOREST OIL CORPORATION	002728	670	0.0013%	0.04
APACHE CORPORATION	002924	1,656,657	3.1813%	91.31
COKINOS NATURAL GAS COMPANY	003035	0	0.0000%	0.00
SENECA RESOURCES CORPORATION	003083	0	0.0000%	0.00
W & T OFFSHORE, INC.	003106	61,213	0.1175%	3.37
GASCO DISTRIBUTION SYSTEMS, INC.	003574	0	0.0000%	0.00
ORWELL NATURAL GAS COMPANY	004098	20,400	0.0392%	1.12
MARINER ENERGY, INC.	004604	146,720	0.2817%	8.09
ENJET, INC.	005596	0	0.0000%	0.00
INTERSTATE GAS SUPPLY, INC.	006542	0	0.0000%	0.00
BP ENERGY COMPANY	006654	647,391	1.2432%	35.68
NEWFIELD EXPLORATION COMPANY	006810	0	0.0000%	0.00
TENASKA MARKETING VENTURES	006853	39,051	0.0750%	2.15
MACQUARIE COOK ENERGY, L.L.C	006932	0	0.0000%	0.00
TOTAL GAS & POWER NORTH AMERICA, IN	007249	2,066,198	3.9678%	113.88
SOUTHWEST ENERGY, LP	007427	54,472	0.1046%	3.00
PPL ENERGYPLUS,LLC	008073	0	0.0000%	0.00
SEMPRA ENERGY TRADING LLC	008077	392,445	0.7536%	21.63
WESTERN GAS RESOURCES, INC.	008194	0	0.0000%	0.00
COLUMBIA GAS OF VIRGINIA, INC.	008238	1,151,726	2.2117%	63.48
UGI UTILITIES INC AS AGENT FOR XD L	008412	1,153,873	2.2158%	63.60
ENBRIDGE MARKETING (US) L.P.	008797	0	0.0000%	0.00
NOBLE ENERGY MARKETING, INC.	008849	4,840	0.0093%	0.27
RELIANT ENERGY SERVICES INC.	009336	0	0.0000%	0.00
ATP OIL & GAS CORPORATION	009448	58,341	0.1120%	3.22
MCMORAN OIL & GAS LLC	009519	28,919	0.0555%	1.59
UGI ENERGY SERVICES INCORPORATED	009980	0	0.0000%	0.00
STONE ENERGY CORPORATION	010088	124,811	0.2397%	6.88
CORAL ENERGY RESOURCES L P	010188	0	0.0000%	0.00
ATMOS ENERGY MARKETING, LLC	010216	0	0.0000%	0.00
INTEGRYS ENERGY SERVICES, INC.	010236	51,872	0.0996%	2.86
CITY OF LEBANON	010241	130,915	0.2514%	7.22
CINERGY MARKETING & TRADING, LP	010244	0	0.0000%	0.00

**Appendix B**  
**Sheet 15 of 16**

HUNT PETROLEUM (AEC), INC.	010273	0	0.0000%	0.00
THE EASTON UTILITIES COMMISSION	010274	0	0.0000%	0.00
WASHINGTON GAS ENERGY SERVICES	010306	0	0.0000%	0.00
PROLIANCE ENERGY L.L.C.	010316	0	0.0000%	0.00
FSG ENERGY SERVICES	010317	0	0.0000%	0.00
CLECO POWER LLC	010326	0	0.0000%	0.00
CITY OF PONTOTOC MISSISSIPPI	010347	12,582	0.0242%	0.69
ONEOK ENERGY SERVICES COMPANY, L.P.	010392	10,000	0.0192%	0.55
SOUTH JERSEY RESOURCES GROUP, LLC	010394	0	0.0000%	0.00
TENNESSEE VALLEY AUTHORITY	010408	113,574	0.2181%	6.26
INTERCONN RESOURCES, INC.	010497	473,370	0.9090%	26.09
CHESAPEAKE UTILITIES CORP DELAWARE	010535	0	0.0000%	0.00
CHESAPEAKE UTILITIES CORP MARYLAND	010536	16,290	0.0313%	0.90
MIRANT ENERGY TRADING, LLC	010541	0	0.0000%	0.00
THE PROCTER & GAMBLE MANUFACTURING	010563	0	0.0000%	0.00
MIDDLE TENNESSEE NATURAL GAS	010564	0	0.0000%	0.00
UNOCAL ENERGY TRADING, INC.	010588	0	0.0000%	0.00
OGE ENERGY RESOURCES, INC.	010597	0	0.0000%	0.00
UPSTREAM ENERGY SERVICES, L.P.	010618	990	0.0019%	0.05
ENERGY LOUISIANA, LLC	010640	2,002,604	3.8456%	110.38
OCCIDENTAL ENERGY MARKETING, INC.	010679	0	0.0000%	0.00
ENERGY MISSISSIPPI, INC.	010691	4,436,974	8.5204%	244.55
ANADARKO ENERGY SERVICES COMPANY	010722	473,054	0.9084%	26.07
VIRGINIA POWER ENERGY MARKETING, IN	010740	41,333	0.0794%	2.28
DELTA NATURAL GAS COMPANY, INC., CU	010754	0	0.0000%	0.00
DELTA NATURAL GAS COMPANY, INC., ST	010755	0	0.0000%	0.00
GASCO DISTRIBUTION SYSTEMS INC. - K	010757	0	0.0000%	0.00
FIRSTENERGY SOLUTIONS CORP.	010781	0	0.0000%	0.00
WILLIAMS POWER COMPANY, INC.	010784	0	0.0000%	0.00
WESTPORT OIL AND GAS COMPANY, L.P.	010786	0	0.0000%	0.00
NJR ENERGY SERVICES COMPANY	010795	1,931,116	3.7084%	106.44
TARGA MIDSTREAM SERVICES LIMITED PA	010797	0	0.0000%	0.00
SOUTHSTAR ENERGY SERVICES, LLC	010799	10	0.0000%	0.00
ADAMS RESOURCES MARKETING, LTD.	010808	110,109	0.2114%	6.07
EL PASO MARKETING, L.P.	010825	0	0.0000%	0.00
CONECTIV ENERGY SUPPLY, INC.	010831	146,691	0.2817%	8.09
EL PASO FIELD OPERATIONS COMPANY	010838	0	0.0000%	0.00
CONSTELLATION ENERGY COMMODITIES GR	010851	943,731	1.8123%	52.02
US MINERALS MANAGEMENT SERVICE	010855	283,329	0.5441%	15.62
BRIDGELINE GAS MARKETING, L.L.C.	010866	0	0.0000%	0.00
EXELON ENERGY COMPANY	010868	180,070	0.3458%	9.92
DOMINION EXPLORATION & PRODUCTION,	010883	0	0.0000%	0.00
DOMINION FIELD SERVICES, INC.	010891	0	0.0000%	0.00
MX ENERGY INC.	010893	0	0.0000%	0.00
EUGENE ISLAND 309, LLC	010894	0	0.0000%	0.00
DOMINION RETAIL, INC.	010908	119,610	0.2297%	6.59
DEVON ENERGY PRODUCTION COMPANY, L.	010913	68,579	0.1317%	3.78
GALLATIN NATURAL GAS SYSTEM	010928	291,671	0.5601%	16.08
WARREN POWER, LLC.	010958	0	0.0000%	0.00
SPARK ENERGY GAS, LP	010967	9,600	0.0184%	0.53
ATMOS ENERGY CORPORATION	010976	77,173	0.1482%	4.25
LOUIS DREYFUS ENERGY SERVICES L.P.	011111	0	0.0000%	0.00
SEQUENT ENERGY MANAGEMENT, L.P.	011121	212,348	0.4078%	11.70

**Appendix B**  
**Sheet 16 of 16**

VOLUNTEER ENERGY SERVICES, INC.	011128	0	0.0000%	0.00
NATIONAL ENERGY & TRADE, LP	011152	168,468	0.3235%	9.29
HUNT CHIEFTAIN DEVELOPMENT, L.P.	011164	16,280	0.0313%	0.90
UBS AG, LONDON BRANCH	011174	0	0.0000%	0.00
CHEVRON NATURAL GAS	011183	3,854,211	7.4013%	212.43
AEDC (USA) INC	011187	0	0.0000%	0.00
ENERGY RESOURCES TECHNOLOGY GOM, IN	011188	63,734	0.1224%	3.51
KIDN MARKETING, LTD.	011195	0	0.0000%	0.00
FPL ENERGY POWER MARKETING, INC.	011203	285,595	0.5484%	15.74
MCX GULF OF MEXICO, LLC	011204	90,000	0.1728%	4.96
CENTERPOINT ENERGY SERVICES, INC.	011224	0	0.0000%	0.00
ENTERPRISE PRODUCTS OPERATING L.P.	011250	0	0.0000%	0.00
MURPHY GAS GATHERING, INC.	011251	0	0.0000%	0.00
SKH ENERGY PARTNERS II, L.P.	011270	0	0.0000%	0.00
VIRGIN OFFSHORE USA, INC.	011285	0	0.0000%	0.00
MAGNUM HUNTER PRODUCTION, INC.	011286	27,425	0.0527%	1.51
EAGLE ENERGY PARTNERS I, L.P.	011289	1,800,823	3.4582%	99.26
STATOIL NATURAL GAS LLC	011303	0	0.0000%	0.00
MEADWESTVACO CORPORATION	011305	0	0.0000%	0.00
ENI PETROLEUM CO. INC.	011324	445,407	0.8553%	24.55
DUKE ENERGY MARKETING AMERICA, L.L.	011325	0	0.0000%	0.00
DELTA ENERGY, LLC	011332	754,280	1.4485%	41.57
THE ENERGY AUTHORITY, INC.	011339	23,340	0.0448%	1.29
TEXON L.P.	011341	231,879	0.4453%	12.78
CONSTELLATION NEWENERGY-GAS DIVISIO	011362	0	0.0000%	0.00
NRG POWER MARKETING, INC.	011374	0	0.0000%	0.00
CROSSTEX GULF COAST MARKETING, LTD.	011377	0	0.0000%	0.00
US MINERALS MANAGEMENT SERVICE-STIN	011381	0	0.0000%	0.00
TARGA LOUISIANA FIELD SERVICE LLC	011405	156,351	0.3002%	8.62
EXCELERATE GAS MARKETING, L.L.C.	011406	0	0.0000%	0.00
TRANS LOUISIANA GAS PIPELINE, INC.	011413	385,369	0.7400%	21.24
MAGNUS ENERGY MARKETING, LTD	011420	0	0.0000%	0.00
MERRILL LYNCH COMMODITIES, INC.	011437	4,981	0.0096%	0.27
ESERVICES, INC.	011449	0	0.0000%	0.00
INFINITE ENERGY, INC.	011451	2,212	0.0042%	0.12
PEOPLES ENERGY WHOLESALE MARKETING,	011474	0	0.0000%	0.00
MASEFIELD NATURAL GAS, INC.	011496	466,059	0.8950%	25.69
DEVON GAS SERVICES, L.P.	011524	773,910	1.4862%	42.66
CROSSTEX PROCESSING SERVICES, LLC	011532	0	0.0000%	0.00
BOIS D'ARC OFFSHORE LTD.	011533	0	0.0000%	0.00
BEAR ENERGY LP	011538	0	0.0000%	0.00
RAINBOW ENERGY MARKETING CORPORATIO	011542	0	0.0000%	0.00
BG ENERGY MERCHANTS, LLC	011558	5,668,772	10.8859%	312.44
UGI PENN NATURAL GAS, INC.	011615	170,520	0.3275%	9.40
SOJITZ ENERGY VENTURE, INC.	011628	0	0.0000%	0.00
FORTIS ENERGY MARKETING & TRADING G	011635	136,955	0.2630%	7.55
		<u>52,074,643</u>	<u>100.00%</u>	<u>2,870.19</u>

# Appendix C



DETAIL SUPPORTING  
DEMAND/COMMODITY SPLIT



**COLUMBIA GAS OF KENTUCKY**  
**CASE NO. 2010 Effective March 2010 Billing Cycle**

**CALCULATION OF DEMAND/COMMODITY SPLIT OF GAS COST ADJUSTMENT FOR TARIFFS**

	\$/MCF	
Demand Component of Gas Cost Adjustment		
Demand Cost of Gas (Schedule No. 1, Sheet 1, Line 23)	\$1.3288	
Demand ACA (Schedule No. 2 )	-0.1154	
Total Refund Adjustment (Schedule No. 4)	-0.0063	
SAS Refund Adjustment (Schedule No. 5 )	<u>-0.0002</u>	
Total Demand Rate per Mcf	\$1.2069	<--- to Att. E, line 21

Commodity Component of Gas Cost Adjustment

Commodity Cost of Gas (Schedule No. 1, Sheet 1, Line 22)	\$6.7555
Commodity ACA (Schedule No. 2 )	-\$2.8383
Balancing Adjustment (Schedule No. 3 )	\$1.2821
Gas Cost Incentive Adjustment (Schedule 6)	<u>\$0.0042</u>
Total Commodity Rate per Mcf	\$5.2035

CHECK:	\$1.2069
	<u>\$5.2035</u>
COST OF GAS TO TARIFF CUSTOMERS (GCA)	\$6.4104

Calculation of Rate Schedule SVGTS - Actual Gas Cost Adjustment

Commodity ACA (Schedule No. 2)	-\$2.8383
Balancing Adjustment (Schedule No. 3)	\$1.2821
Gas Cost Incentive Adjustment (Schedule No. 6)	<u>\$0.0042</u>
Total Commodity Rate per Mcf	-\$1.5520

**Columbia Gas of Kentucky, Inc.**  
**CKY Choice Program**  
**100% Load Factor Rate of Assigned FTS Capacity**  
**Balancing Charge**  
**Mar - May 10**

Line No.	Description	Contract Volume Dth Sheet 3 (1)	Retention (2)	Monthly demand charges \$/Dth Sheet 3 (3)	# months A/ (4)	Assignment proportions lines 4, 5 (5)	Adjustment for retention on downstream pipe, if any (6) = 1 / (100% - col2)	Annual costs (7) = 3 * 4 * 5 * 6	
								\$/Dth	\$/MCF
<b>City gate capacity assigned to Choice marketers</b>									
1	Contract								
2	CKT FTS/SST	28,000	0.553%						
3	TCO FTS	20,014	2.129%						
4	Total	48,014							
5									
6	Assignment Proportions								
7	CKT FTS/SST	1 / 3	58.32%						
8	TCO FTS	2 / 3	41.68%						
9									
10									
<b>Annual demand cost of capacity assigned to choice marketers</b>									
11	CKT FTS			\$0.5090	12	0.5832	1.0000	\$3.5620	
12	TCO FTS			\$6.0400	12	0.4168	1.0000	\$30.2123	
13	Gulf FTS-1, upstream to CKT FTS			\$3.1450	12	0.5832	1.0056	\$22.1310	
14	TGP FTS-A, upstream to TCO FTS			\$4.6238	12	0.4168	1.0218	\$23.6316	
15									
16	Total Demand Cost of Assigned FTS, per unit							\$79.5368	\$83.4262
17									
18	100% Load Factor Rate (10 / 365 days)								\$0.2286
19									
20									
<b>Balancing charge, paid by Choice marketers</b>									
21	Demand Cost Recovery Factor in GCA, per Mcf per CKY Tariff Sheet No. 5							\$1.2069	
22	Less credit for cost of assigned capacity							(\$0.2286)	
23	Plus storage commodity costs incurred by CKY for the Choice marketer							\$0.1196	
24									
25	Balancing Charge, per Mcf sum(12:14)							\$1.0980	

PROPOSED TARIFF SHEETS

**CURRENTLY EFFECTIVE BILLING RATES**


<u>SALES SERVICE</u>	<u>Base Rate</u>	<u>Gas Cost Adjustment<sup>1/</sup></u>		<u>Total</u>
	<u>Charge</u>	<u>Demand</u>	<u>Commodity</u>	<u>Billing</u>
	\$	\$	\$	\$
<b><u>RATE SCHEDULE GSR</u></b>				
Customer Charge per billing period	12.35			12.35
Delivery Charge per Mcf	1.8715	1.2069	5.2035	8.2819
<b><u>RATE SCHEDULE GSO</u></b>				
<u>Commercial or Industrial</u>				
Customer Charge per billing period	25.13			25.13
Delivery Charge per Mcf -				
First 50 Mcf or less per billing period	1.8715	1.2069	5.2035	8.2819
Next 350 Mcf per billing period	1.8153	1.2069	5.2035	8.2257
Next 600 Mcf per billing period	1.7296	1.2069	5.2035	8.1400
Over 1,000 Mcf per billing period	1.5802	1.2069	5.2035	7.9906
<b><u>RATE SCHEDULE IS</u></b>				
Customer Charge per billing period	583.39			583.39
Delivery Charge per Mcf				
First 30,000 Mcf per billing period	0.5467		5.2035 <sup>2/</sup>	5.7502
Over 30,000 Mcf per billing period	0.2905		5.2035 <sup>2/</sup>	5.4940
Firm Service Demand Charge				
Demand Charge times Daily Firm				
Volume (Mcf) in Customer Service Agreement		6.5245		6.5245
<b><u>RATE SCHEDULE IUS</u></b>				
Customer Charge per billing period	331.50			331.50
Delivery Charge per Mcf				
For All Volumes Delivered	0.7750	1.2069	5.2035	7.1854

1/ The Gas Cost Adjustment, as shown, is an adjustment per Mcf determined in accordance with the "Gas Cost Adjustment Clause" as set forth on Sheets 48 through 51 of this Tariff. The Gas Cost Adjustment applicable to a customer who is receiving service under Rate Schedule GS or IUS and received service under Rate Schedule SVGTS shall be \$8.0843 per Mcf only for those months of the prior twelve months during which they were served under Rate Schedule SVGTS

2/ IS Customers may be subject to the Demand Gas Cost, under the conditions set forth on Sheets 14 and 15 of this tariff.

DATE OF ISSUE: January 29, 2010

DATE EFFECTIVE: March 1, 2010  
(March Unit 1 Billing)

ISSUED BY: 

President

**CURRENTLY EFFECTIVE BILLING RATES**

(Continued)


<u>TRANSPORTATION SERVICE</u>	<u>Base Rate Charge</u> \$	<u>Gas Cost Adjustment<sup>1/</sup></u> <u>Demand</u> \$	<u>Commodity</u> \$	<u>Total Billing Rate</u> \$
<b><u>RATE SCHEDULE SS</u></b>				
Standby Service Demand Charge per Mcf				
Demand Charge times Daily Firm				
Volume (Mcf) in Customer Service Agreement		6.5245		6.5245
Standby Service Commodity Charge per Mcf			5.2035	5.2035
<b><u>RATE SCHEDULE DS</u></b>				
Administrative Charge per account per billing period				55.90
Customer Charge per billing period <sup>2/</sup>				583.39
Customer Charge per billing period (GDS only)				25.13
Customer Charge per billing period (IUDS only)				331.50
<u>Delivery Charge per Mcf<sup>2/</sup></u>				
First 30,000 Mcf	0.5467			0.5467
Over 30,000 Mcf	0.2905			0.2905
– Grandfathered Delivery Service				
First 50 Mcf or less per billing period				1.8715
Next 350 Mcf per billing period				1.8153
Next 600 Mcf per billing period				1.7296
All Over 1,000 Mcf per billing period				1.5802
– Intrastate Utility Delivery Service				
All Volumes per billing period				0.7750
Banking and Balancing Service				
Rate per Mcf		0.0207		0.0207
<b><u>RATE SCHEDULE MLDS</u></b>				
Administrative Charge per account each billing period				55.90
Customer Charge per billing period				200.00
Delivery Charge per Mcf				0.0858
Banking and Balancing Service				
Rate per Mcf		0.0207		0.0207
<sup>1/</sup> The Gas Cost Adjustment, as shown, is an adjustment per Mcf determined in accordance with the "Gas Cost Adjustment Clause" as set forth on Sheets 48 through 51 of this Tariff. <sup>2/</sup> Applicable to all Rate Schedule DS customers except those served under Grandfathered Delivery Service or Intrastate Utility Delivery Service.				

R  
I

DATE OF ISSUE: January 29, 2010

DATE EFFECTIVE: March 1, 2010  
(March Unit 1 Billing)  
President

ISSUED BY:



**CURRENTLY EFFECTIVE BILLING RATES**

**RATE SCHEDULE SVGTS**

**Billing Rate**

General Service Residential

Customer Charge per billing period	12.35
Delivery Charge per Mcf	1.8715

General Service Other - Commercial or Industrial

Customer Charge per billing period	25.13
Delivery Charge per Mcf -	
First 50 Mcf or less per billing period	1.8715
Next 350 Mcf per billing period	1.8153
Next 600 Mcf per billing period	1.7296
Over 1,000 Mcf per billing period	1.5802

Intrastate Utility Service

Customer Charge per billing period	331.50
Delivery Charge per Mcf	\$ 0.7750

Actual Gas Cost Adjustment <sup>1/</sup>

For all volumes per billing period per Mcf	(\$ 1.5520)
--	-------------


**RATE SCHEDULE SVAS**

Balancing Charge – per Mcf	\$ 1.0980
----------------------------	-----------

1/ The Gas Cost Adjustment is applicable to a customer who is receiving service under Rate Schedule SVGTS and received service under Rate Schedule GS, IS, or IUS for only those months of the prior twelve months during which they were served under Rate Schedule GS, IS or IUS.

DATE OF ISSUE: January 29, 2010

DATE EFFECTIVE: March 1, 2010  
(March Unit 1 Billing)

ISSUED BY: 

President