

ORIGINAL  
First Data Request Response

For

**Tariff Revision - Master Meters, Manufactured Housing  
Communities  
PSC Case No. - 2009-00113**


Presented To:

**Kentucky Public Service Commission  
211 Sower Boulevard  
Frankfort, KY 40602-0615**

**RECEIVED**

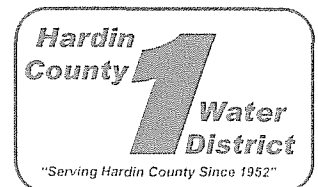
JUL 28 2009

PUBLIC SERVICE  
COMMISSION



---

**Filed By:**



1400 Rogersville Road  
Radcliff, KY. 40160  
Phone: 270-351-3222  
Mr. Jim Bruce, General Manager

**July 27, 2009**

# Hardin County Water District No. 1

*Serving Radcliff and Hardin County for Over 50 Years*

1400 Rogersville Road  
Radcliff, KY. 40160

---

July 27, 2009

Mr. Jeff Derouen  
Executive Director - Kentucky Public Service Commission  
211 Sower Blvd.  
P.O. Box 615  
Frankfort, KY 40620-0615

**SUBJECT: Response to Data Request No. 1  
Case 2009-00113 - Tariff for Master Metering of Mobile Home Communities**

Dear Director Derouen,

Enclosed please find an original and 7 copies of our response to Data Request No. 1, for the above referenced tariff case (2009-00113). The request from the Commission was dated July 14, 2009. However, due to pre-scheduled vacations and conferences, we requested an extension until July 28, 2009.

We have also filed a copy with Mr. Robert C. Moore, attorney at law representing the parties of record.

If you have any questions, please do not hesitate to call me or our attorney, Mr. David Wilson II (Phone: 270-351-4404).

Sincerely,



Jim Bruce, General Manager

Cf; Mr. David Wilson II, HCWD1 Attorney

Encl.

**VERIFICATION**

The undersigned, Mr. James S. Bruce, General Manager of the Hardin County Water District No.1, hereby verifies that he has personal knowledge of the matters set forth in the enclosed response to Data Request No. 1, Case No. 2009-00113, in the matter of a proposed tariff allowing the use of master meters in mobile home communities and that he is duly designated by the Board of Commissioners of the Hardin County Water District No. 1 to sign and submit this information its behalf.

HARDIN COUNTY WATER DISTRICT No. 1

By James S. Bruce  
JAMES S. BRUCE, GENERAL MANAGER

**CERTIFICATION OF SERVICE**

The undersigned, Mr. Michael A. Pike, partner for the attorney of the Hardin County Water District No. 1, hereby verifies that the foregoing was served on Mr. Jeff Derouen, Executive Director, Kentucky Public Service Commission, 211 Sower Boulevard, Frankfort, KY. 40601-8204 and on the Mr. Robert C. Moore, Attorney for parties of record, Hazelrigg & Cox, LLP, 415 West Main Street, Frankfort, KY. 40602 on this 27<sup>th</sup> Day of July, 2009


By Michael A. Pike for David T. Wilson II  
Mr. Michael A. Pike, ESQ. for Mr. David T. Wilson II, ESQ.  
Attorney for Hardin County Water District No. 1

STATE OF KENTUCKY  
COUNTY OF HARDIN

I, the undersigned, a Notary Public, do hereby certify that on this 27<sup>th</sup> day of July 2009, personally appeared before me, James S. Bruce and Michael A. Pike, who being by me first sworn, subscribed to and acknowledged that they both represent the Hardin County Water District No. 1, a Kentucky Corporation, that they have signed the foregoing document as General Manager and Attorney of the Corporation.

Aaron B. Pyle  
NOTARY PUBLIC, STATE OF KENTUCKY

My Commission Expires; Oct 30, 2012





1. Refer to Item 7 of Hardin District's response to the First Data Request of Commission Staff in Case No. 2007-00461. Update the response by providing the amount of water delivered through the master meter of each multi-unit residential property ("MURP") and the amount of water billed to accounts within each MURP for each month since March 2008.

ANSWER: The requested information is attached as a spreadsheet. For most recent month shown (June, 2009) percent loss for individual MHP's ranged from 0.0% to 97.6%. Average loss in June for all 26 active parks was 30.7%.

WITNESS: Mr. Jim Bruce, General Manager, HCWD1

| Park Name & Service address | Brentwood Estates 369 Elm | Golden Rainbow 360 Hill | Combs  | 2600 Knox Country Lane | 2010 Hill | Roversville MHP Peart, Graham, Allen | Ransom Hill | Oak Hill MHP 1349 Hill | Paradise MHP 1445 Hill | 455 Roversville | Brack Enterprises 871 Wilson | Woodland MHP 1501 Dixie | 1543 Dixie | 245 Globe |
|-----------------------------|---------------------------|-------------------------|--------|------------------------|-----------|--------------------------------------|-------------|------------------------|------------------------|-----------------|------------------------------|-------------------------|------------|-----------|
| Mar 2008 Gallons            | 16,900                    | 154,000                 | 22,100 | 19,400                 | 30,900    | 120,300                              | 18,300      | 38,900                 | 323,700                | 6,800           | 107,700                      | 49,900                  | 6,300      | 41,400    |
| lois                        | 89,400                    | 126,700                 | 21,200 | 23,000                 | 6,600     | 101,000                              | 15,300      | 32,100                 | 204,800                | 6,200           | 6,700                        | 32,500                  | 2,900      | 40,200    |
| difference                  | -72,500                   | 27,300                  | 900    | -3,600                 | 24,300    | 19,300                               | 3,000       | 6,800                  | 118,900                | 600             | 101,000                      | 17,400                  | 3,400      | 1,200     |
| # active                    | 29                        | 41                      | 5      | 10                     | 4         | 28                                   | 10          | 11                     | 70                     | 4               | 3                            | 9                       | 1          | 14        |
| Apr 2008 Gallons            | 84,700                    | 145,100                 | 20,600 | 18,500                 | 21,800    | 106,000                              | 16,800      | 39,100                 | 328,100                | 20,000          | 9,000                        | 44,300                  | 5,800      | 32,300    |
| lois                        | 75,400                    | 103,800                 | 19,400 | 18,300                 | 5,700     | 66,700                               | 15,600      | 37,000                 | 199,600                | 8,600           | 7,700                        | 26,700                  | 3,500      | 29,200    |
| difference                  | 9,300                     | 41,300                  | 1,200  | 200                    | 16,100    | 39,300                               | 1,200       | 2,100                  | 128,500                | 11,400          | 1,300                        | 17,600                  | 2,300      | 3,100     |
| # active                    | 25                        | 38                      | 5      | 10                     | 4         | 28                                   | 10          | 11                     | 73                     | 3               | 3                            | 8                       | 1          | 14        |
| May 2008 Gallons            | 92,600                    | 150,100                 | 21,800 | 19,300                 | 28,900    | 122,800                              | 31,000      | 41,200                 | 372,600                | 4,300           | 12,700                       | 40,700                  | 2,600      | 29,300    |
| lois                        | 80,100                    | 101,900                 | 21,400 | 19,000                 | 11,500    | 112,000                              | 29,200      | 40,500                 | 219,500                | 4,200           | 11,900                       | 23,300                  | 1,000      | 23,400    |
| difference                  | 12,500                    | 48,200                  | 400    | 300                    | 17,400    | 10,800                               | 1,800       | 700                    | 153,100                | 100             | 800                          | 17,400                  | 1,600      | 5,900     |
| # active                    | 25                        | 39                      | 7      | 10                     | 5         | 32                                   | 11          | 12                     | 68                     | 3               | 5                            | 8                       | 0          | 13        |
| Jun 2008 Gallons            | 99,600                    | 157,400                 | 19,900 | 17,500                 | 23,000    | 131,300                              | 29,700      | 43,800                 | 299,500                | 7,600           | 17,700                       | 43,200                  | 600        | 24,200    |
| lois                        | 90,600                    | 120,000                 | 23,800 | 17,500                 | 12,900    | 102,200                              | 27,900      | 40,800                 | 206,900                | 7,600           | 18,200                       | 27,700                  | 0          | 17,600    |
| difference                  | 9,000                     | 37,400                  | -3,900 | 0                      | 10,100    | 29,100                               | 1,800       | 3,000                  | 92,600                 | 0               | -500                         | 15,500                  | 600        | 6,600     |
| # active                    | 24                        | 42                      | 7      | 10                     | 5         | 32                                   | 11          | 12                     | 71                     | 3               | 5                            | 8                       | 0          | 10        |
| Jul 2008 Gallons            | 112,300                   | 155,000                 | 24,900 | 17,600                 | 12,200    | 140,500                              | 22,600      | 48,700                 | 364,900                | 7,500           | 20,500                       | 40,200                  | 100        | 28,500    |
| lois                        | 103,000                   | 117,000                 | 22,500 | 16,700                 | 9,800     | 139,100                              | 22,100      | 45,900                 | 243,400                | 7,500           | 18,100                       | 26,000                  | 0          | 29,600    |
| difference                  | 9,300                     | 39,000                  | 2,400  | 900                    | 2,400     | 1,400                                | 500         | 2,800                  | 121,500                | 0               | 2,400                        | 14,200                  | 100        | 2,900     |
| # active                    | 25                        | 48                      | 7      | 9                      | 5         | 32                                   | 11          | 12                     | 73                     | 3               | 8                            | 7                       | 0          | 11        |
| Aug 2008 Gallons            | 133,500                   | 188,100                 | 21,600 | 18,300                 | 16,200    | 145,500                              | 15,500      | 42,200                 | 355,900                | 8,900           | 31,400                       | 55,800                  | 0          | 28,200    |
| lois                        | 107,400                   | 137,300                 | 20,900 | 18,000                 | 9,700     | 127,700                              | 15,100      | 40,400                 | 231,500                | 8,600           | 28,200                       | 43,800                  | 0          | 23,200    |
| difference                  | 26,100                    | 40,800                  | 700    | 300                    | 6,500     | 17,800                               | 400         | 1,800                  | 124,400                | 300             | 3,200                        | 12,000                  | 0          | 5,000     |
| # active                    | 27                        | 47                      | 5      | 10                     | 5         | 30                                   | 10          | 12                     | 71                     | 4               | 10                           | 8                       | 0          | 11        |
| Sep 2008 Gallons            | 101,800                   | 162,300                 | 26,100 | 28,400                 | 8,800     | 113,900                              | 16,500      | 46,800                 | 296,600                | 7,500           | 43,100                       | 47,700                  | 0          | 32,100    |
| lois                        | 85,500                    | 135,200                 | 23,600 | 26,200                 | 14,800    | 84,500                               | 15,100      | 44,600                 | 224,700                | 7,300           | 41,400                       | 31,800                  | 0          | 24,400    |
| difference                  | 16,300                    | 27,100                  | 2,500  | 2,200                  | -6,000    | 29,400                               | 1,400       | 2,200                  | 72,100                 | 200             | 1,700                        | 15,900                  | 0          | 7,700     |
| # active                    | 25                        | 50                      | 5      | 11                     | 5         | 31                                   | 10          | 12                     | 61                     | 4               | 10                           | 8                       | 0          | 12        |
| Oct 2008 Gallons            | 114,500                   | 160,600                 | 19,500 | 24,700                 | 10,400    | 143,800                              | 43,700      | 38,500                 | 294,500                | 9,900           | 29,000                       | 49,200                  | 0          | 34,900    |
| lois                        | 93,000                    | 129,500                 | 19,100 | 21,600                 | 6,100     | 87,700                               | 39,900      | 36,700                 | 220,800                | 10,200          | 28,900                       | 32,800                  | 0          | 31,600    |
| difference                  | 21,500                    | 31,100                  | 400    | 3,100                  | 4,300     | 56,100                               | 3,800       | 1,800                  | 73,700                 | -300            | 1,100                        | 16,400                  | 0          | 3,300     |
| # active                    | 27                        | 47                      | 5      | 11                     | 4         | 29                                   | 10          | 12                     | 63                     | 4               | 10                           | 9                       | 0          | 13        |
| Nov 2008 Gallons            | 109,200                   | 158,200                 | 21,300 | 19,800                 | 5,800     | 106,000                              | 24,900      | 36,900                 | 287,800                | 9,700           | 29,700                       | 47,200                  | 0          | 34,300    |
| lois                        | 95,200                    | 98,300                  | 20,700 | 18,100                 | 5,700     | 91,900                               | 22,500      | 34,800                 | 240,100                | 9,600           | 30,300                       | 27,400                  | 0          | 30,100    |
| difference                  | 14,000                    | 59,900                  | 600    | 900                    | 100       | 14,100                               | 2,800       | 2,100                  | 47,700                 | 100             | -600                         | 19,800                  | 0          | 4,200     |
| # active                    | 27                        | 45                      | 5      | 10                     | 5         | 27                                   | 10          | 12                     | 68                     | 4               | 9                            | 9                       | 0          | 13        |
| Dec 2008 Gallons            | 112,600                   | 173,100                 | 22,500 | 18,800                 | 7,400     | 143,800                              | 36,900      | 41,700                 | 230,700                | 8,100           | 40,900                       | 55,400                  | 0          | 36,500    |
| lois                        | 97,000                    | 113,900                 | 22,000 | 18,200                 | 6,100     | 84,900                               | 33,000      | 39,700                 | 183,500                | 8,000           | 41,500                       | 29,500                  | 0          | 28,600    |
| difference                  | 15,600                    | 59,200                  | 500    | 600                    | 1,300     | 58,900                               | 3,900       | 2,000                  | 47,200                 | 100             | -600                         | 25,900                  | 0          | 6,900     |
| # active                    | 26                        | 47                      | 5      | 11                     | 5         | 27                                   | 10          | 12                     | 68                     | 4               | 9                            | 9                       | 0          | 13        |
| Jan 2009 Gallons            | 142,200                   | 282,900                 | 26,100 | 24,400                 | 8,400     | 308,400                              | 54,400      | 46,400                 | 250,300                | 7,500           | 27,400                       | 55,400                  | 0          | 36,500    |
| lois                        | 113,200                   | 147,600                 | 25,900 | 23,300                 | 6,700     | 102,400                              | 50,800      | 43,700                 | 175,600                | 7,400           | 27,500                       | 29,500                  | 0          | 33,100    |
| difference                  | 29,000                    | 135,300                 | 200    | 1,100                  | 1,700     | 206,000                              | 3,600       | 2,700                  | 74,700                 | 100             | -100                         | 25,900                  | 0          | 3,400     |
| # active                    | 26                        | 45                      | 5      | 11                     | 4         | 26                                   | 10          | 12                     | 62                     | 4               | 8                            | 9                       | 0          | 14        |
| Feb 2009 Gallons            | 113,500                   | 203,700                 | 26,100 | 24,400                 | 8,400     | 441,000                              | 40,000      | 50,000                 | 208,200                | 5,400           | 27,200                       | 126,000                 | 3,000      | 74,200    |
| lois                        | 83,100                    | 137,200                 | 20,300 | 16,700                 | 6,700     | 85,300                               | 37,100      | 47,100                 | 167,900                | 5,300           | 28,700                       | 70,300                  | 0          | 70,300    |
| difference                  | 30,400                    | 66,500                  | 5,800  | 7,700                  | 1,700     | 355,700                              | 2,900       | 2,900                  | 40,300                 | 100             | 243,300                      | 55,700                  | 3,000      | 3,900     |
| # active                    | 24                        | 41                      | 5      | 10                     | 4         | 29                                   | 11          | 12                     | 64                     | 3               | 9                            | 8                       | 0          | 14        |
| Mar 2009 Gallons            | 126,700                   | 203,700                 | 21,600 | 20,800                 | 6,200     | 506,100                              | 32,300      | 46,300                 | 243,700                | 3,900           | 28,000                       | 111,800                 | 1,800      | 49,400    |
| lois                        | 92,200                    | 179,200                 | 24,500 | 17,000                 | 13,000    | 92,500                               | 27,700      | 46,500                 | 166,900                | 3,900           | 27,200                       | 86,000                  | 0          | 45,200    |
| difference                  | 34,000                    | 24,500                  | -2,900 | 3,800                  | -6,800    | 413,600                              | 4,600       | -200                   | 76,800                 | 0               | 800                          | 25,800                  | 1,800      | 4,200     |

| Park Name & Service address                | Brentwood Estates<br>369 Elm | Golden Rainbow<br>360 Hill    | Combs                     | 2600 Knox<br>Country Lane<br>Country | 2010 Hill                | Rosersville MHP<br>Pearl, Graham, Allen<br>Hill | Raiser MHP<br>Hill           | Oak Hill MHP<br>1349 Hill | Paradise MHP<br>1445 Hill | 455 Rotersville              | Brack Enterprises<br>871 Wilson | Woodland MHP<br>1501 Dixie | 1343 Dixie                  | 245 Globe                 |
|--|------------------------------|-------------------------------|---------------------------|--------------------------------------|--------------------------|---|------------------------------|---------------------------|---------------------------|------------------------------|---------------------------------|----------------------------|-----------------------------|---------------------------|
| # active                                   | 28                           | 43                            | 5                         | 2                                    | 9                        | 6   | 30                           | 11                        | 13                        | 62                           | 3                               | 8                          | 9                           | 14                        |
| Apr 2009<br>Gallons<br>lots<br>difference  | 140,800<br>111,800<br>29,000 | 337,900<br>132,600<br>205,300 | 21,600<br>21,100<br>500   | 6,000<br>6,000<br>0                  | 12,100<br>12,200<br>-100 | 27,200<br>14,400<br>12,800                      | 142,400<br>100,800<br>41,600 | 30,700<br>31,500<br>-800  | 46,400<br>44,200<br>2,200 | 241,800<br>215,400<br>26,400 | 4,700<br>4,500<br>200           | 39,400<br>17,300<br>22,100 | 121,100<br>88,800<br>32,300 | 37,100<br>0<br>4,100      |
| # active                                   | 29                           | 42                            | 5                         | 2                                    | 9                        | 6   | 31                           | 11                        | 12                        | 65                           | 3                               | 7                          | 9                           | 14                        |
| May 2009<br>Gallons<br>lots<br>difference  | 128,900<br>106,000<br>22,900 | 194,500<br>122,600<br>72,000  | 21,300<br>19,800<br>1,500 | 5,200<br>1,400<br>3,800              | 13,000<br>13,000<br>0    | 12,800<br>12,000<br>800                         | 161,900<br>123,600<br>38,300 | 45,800<br>43,000<br>2,800 | 39,200<br>37,000<br>2,200 | 236,400<br>189,900<br>46,500 | 9,500<br>9,400<br>100           | 20,000<br>19,600<br>400    | 50,200<br>30,400<br>19,800  | 39,300<br>31,600<br>7,700 |
| # active                                   | 31                           | 45                            | 5                         | 1                                    | 9                        | 5   | 32                           | 11                        | 12                        | 66                           | 4                               | 6                          | 8                           | 13                        |
| June 2009<br>Gallons<br>lots<br>difference | 141,000<br>114,500<br>26,500 | 214,800<br>132,400<br>82,400  | 20,600<br>20,400<br>200   | 2,000<br>1,100<br>900                | 17,600<br>17,600<br>0    | 12,800<br>12,600<br>200                         | 131,800<br>118,500<br>13,300 | 32,700<br>30,900<br>1,800 | 49,800<br>41,100<br>8,700 | 230,900<br>178,200<br>52,700 | 11,700<br>12,000<br>-300        | 38,200<br>36,900<br>1,300  | 60,200<br>38,500<br>21,700  | 37,600<br>34,800<br>2,800 |
| # active                                   | 30                           | 45                            | 5                         | 1                                    | 10                       | 5   | 34                           | 11                        | 12                        | 66                           | 4                               | 8                          | 9                           | 12                        |
| Summary by MHP for June                    | 18.5%                        | 38.4%                         | 1.0%                      | 45.0%                                | 0.0%                     | 1.6%  | 10.1%                        | 5.5%                      | 17.5%                     | 22.8%                        |                                 | 3.4%                       | 36.0%                       | 7.4%                      |

| Park Name & Service address | Dixie MHP<br>1740 Dixie | Park Valley Community<br>1674 Dixie | 1170 Waterfield | D & J Rentals<br>652 Millersk | Southland | Homestead MHP<br>North, South, Center | Yanwood MHP<br>1190 Dixie | Lynch's MHP<br>1607, 1645 & 1659 Wilson | Parkside Manor MHP<br>1655 Wilson | Duvall MHP<br>1255 Wilson | Mascien MHP | TOTAL |
|-----------------------------|-------------------------|-------------------------------------|-----------------|-------------------------------|-----------|---------------------------------------|---------------------------|---|-----------------------------------|---------------------------|-------------|-------|
| Mar 2008<br>Gallons         | 128,300                 | 14,200                              | 8,900           | 6,300                         | 402,500   | 206,400                               | 56,000                    | 1,022,400                               | 263,000                           | 630,500                   | 3,699,700   |       |
| lots                        | 0                       | 0                                   | 8,100           | 5,200                         | 372,700   | 277,100                               | 53,200                    | 277,100                                 | 226,900                           | 555,100                   | 3,010,700   |       |
| difference                  | 0                       | 14,200                              | 800             | 100                           | 29,800    | -70,700                               | 2,800                     | 234,900                                 | 36,100                            | 75,400                    | 835,800     |       |
| # active                    | 0                       | 3                                   | 4               | 1                             | 83        | 63                                    | 18                        | 203                                     | 67                                | 166                       | 22.6%       |       |
| Apr 2008<br>Gallons         | 119,000                 | 16,900                              | 10,100          | 5,500                         | 339,100   | 206,200                               | 49,600                    | 808,000                                 | 185,200                           | 542,300                   | 3,201,000   |       |
| lots                        | 0                       | 1,300                               | 10,500          | 5,500                         | 305,500   | 199,000                               | 45,600                    | 685,000                                 | 191,400                           | 474,700                   | 2,951,100   |       |
| difference                  | 22,700                  | 15,600                              | -400            | 0                             | 33,600    | 7,200                                 | 4,000                     | 123,000                                 | -6,200                            | 67,600                    | 656,500     |       |
| # active                    | 0                       | 3                                   | 4               | 1                             | 79        | 63                                    | 19                        | 198                                     | 66                                | 164                       | 20.5%       |       |
| May 2008<br>Gallons         | 127,500                 | 47,700                              | 6,000           | 10,200                        | 333,600   | 211,300                               | 50,400                    | 856,500                                 | 203,900                           | 556,000                   | 3,398,500   |       |
| lots                        | 0                       | 30,700                              | 5,800           | 8,700                         | 304,400   | 193,900                               | 49,700                    | 633,600                                 | 185,700                           | 468,600                   | 2,627,000   |       |
| difference                  | 20,600                  | 17,000                              | 200             | 1,500                         | 29,200    | 15,400                                | 700                       | 222,900                                 | 18,200                            | 57,400                    | 771,500     |       |
| # active                    | 0                       | 3                                   | 4               | 1                             | 79        | 64                                    | 20                        | 194                                     | 67                                | 160                       | 22.7%       |       |
| Jun 2008<br>Gallons         | 144,500                 | 28,500                              | 5,900           | 9,600                         | 366,200   | 227,200                               | 53,900                    | 900,100                                 | 212,100                           | 595,400                   | 3,485,400   |       |
| lots                        | 0                       | 3,500                               | 5,900           | 10,800                        | 348,200   | 206,400                               | 45,400                    | 705,000                                 | 196,000                           | 495,300                   | 2,747,100   |       |
| difference                  | 22,700                  | 25,000                              | 0               | -1,200                        | 18,000    | 20,800                                | 8,500                     | 194,000                                 | 16,100                            | 100,100                   | 743,900     |       |
| # active                    | 0                       | 4                                   | 3               | 1                             | 79        | 64                                    | 19                        | 197                                     | 65                                | 158                       | 21.3%       |       |
| Jul 2008<br>Gallons         | 145,900                 | 26,200                              | 7,900           | 10,200                        | 321,800   | 218,000                               | 53,200                    | 767,400                                 | 207,000                           | 537,800                   | 3,319,100   |       |
| lots                        | 0                       | 4,500                               | 6,800           | 10,100                        | 307,400   | 198,000                               | 43,100                    | 635,800                                 | 193,000                           | 470,300                   | 2,693,900   |       |
| difference                  | 24,100                  | 21,700                              | 1,100           | 100                           | 14,400    | 20,000                                | 10,100                    | 131,600                                 | 14,000                            | 67,500                    | 635,600     |       |
| # active                    | 0                       | 4                                   | 3               | 1                             | 80        | 61                                    | 16                        | 197                                     | 65                                | 156                       | 19.2%       |       |
| Aug 2008<br>Gallons         | 146,400                 | 16,700                              | 18,600          | 8,100                         | 323,400   | 167,300                               | 48,500                    | 749,500                                 | 194,900                           | 536,800                   | 3,294,400   |       |
| lots                        | 0                       | 1,600                               | 15,800          | 7,900                         | 298,700   | 233,100                               | 37,800                    | 615,900                                 | 183,200                           | 470,400                   | 2,708,900   |       |
| difference                  | 0                       | 15,000                              | 2,800           | 200                           | 24,700    | -65,800                               | 10,700                    | 127,600                                 | 11,700                            | 66,400                    | 651,700     |       |
| # active                    | 0                       | 4                                   | 3               | 1                             | 78        | 61                                    | 16                        | 200                                     | 65                                | 156                       | 19.8%       |       |
| Sep 2008<br>Gallons         | 161,300                 | 26,000                              | 10,300          | 10,400                        | 382,000   | 226,900                               | 68,800                    | 816,700                                 | 210,400                           | 381,300                   | 3,229,100   |       |
| lots                        | 0                       | 1,600                               | 12,200          | 10,300                        | 342,300   | 265,800                               | 60,300                    | 691,500                                 | 193,900                           | 534,400                   | 2,895,900   |       |
| difference                  | 0                       | 24,400                              | -1,900          | 100                           | 39,700    | -38,900                               | 8,500                     | 125,200                                 | 16,500                            | 146,900                   | 333,100     |       |
| # active                    | 0                       | 3                                   | 4               | 1                             | 77        | 61                                    | 16                        | 197                                     | 65                                | 156                       | 16.5%       |       |
| Oct 2008<br>Gallons         | 172,300                 | 30,800                              | 6,000           | 4,700                         | 452,300   | 238,800                               | 53,000                    | 756,000                                 | 188,700                           | 0                         | 2,879,600   |       |
| lots                        | 0                       | 3,000                               | 5,800           | 4,700                         | 195,700   | 195,700                               | 46,700                    | 595,700                                 | 167,700                           | 531,500                   | 2,727,400   |       |
| difference                  | 0                       | 27,800                              | 200             | 0                             | 46,200    | 43,100                                | 6,300                     | 160,300                                 | 21,000                            | -531,500                  | 684,000     |       |
| # active                    | 0                       | 3                                   | 4               | 1                             | 77        | 61                                    | 16                        | 197                                     | 67                                | 152                       | 23.8%       |       |
| Nov 2008<br>Gallons         | 163,800                 | 18,100                              | 8,100           | 8,300                         | 350,600   | 239,900                               | 52,400                    | 686,000                                 | 180,700                           | 137,400                   | 2,742,400   |       |
| lots                        | 9,000                   | 3,200                               | 10,000          | 7,000                         | 290,900   | 204,400                               | 45,300                    | 569,800                                 | 170,400                           | 465,700                   | 2,505,100   |       |
| difference                  | 154,800                 | 14,900                              | -1,900          | 1,300                         | 59,700    | 35,500                                | 7,100                     | 118,200                                 | 10,300                            | -328,300                  | 568,100     |       |
| # active                    | 0                       | 3                                   | 2               | 1                             | 75        | 65                                    | 16                        | 197                                     | 66                                | 150                       | 20.7%       |       |
| Dec 2008<br>Gallons         | 174,900                 | 16,200                              | 6,500           | 5,900                         | 296,500   | 263,900                               | 50,400                    | 700,400                                 | 200,700                           | 485,500                   | 3,144,700   |       |
| lots                        | 8,400                   | 2,900                               | 3,100           | 5,900                         | 229,400   | 183,500                               | 42,900                    | 637,700                                 | 183,500                           | 531,800                   | 2,653,400   |       |
| difference                  | 166,500                 | 13,300                              | 3,400           | 0                             | 7,100     | 39,000                                | 7,500                     | 62,700                                  | 17,200                            | -36,300                   | 528,300     |       |
| # active                    | 0                       | 3                                   | 3               | 2                             | 74        | 64                                    | 16                        | 192                                     | 67                                | 154                       | 16.9%       |       |
| Jan 2009<br>Gallons         | 174,900                 | 16,200                              | 6,500           | 5,900                         | 296,500   | 263,900                               | 50,400                    | 700,400                                 | 200,700                           | 485,500                   | 3,144,700   |       |
| lots                        | 8,400                   | 2,900                               | 3,500           | 5,900                         | 289,400   | 193,200                               | 45,300                    | 637,700                                 | 183,500                           | 531,800                   | 2,653,400   |       |
| difference                  | 166,500                 | 13,300                              | 3,000           | 0                             | 7,100     | 70,700                                | 5,100                     | -447,800                                | 20,100                            | 46,900                    | 816,400     |       |
| # active                    | 0                       | 3                                   | 3               | 2                             | 72        | 63                                    | 19                        | 193                                     | 66                                | 154                       | 25.6%       |       |
| Feb 2009<br>Gallons         | 733,600                 | 16,100                              | 1,800           | 7,300                         | 513,100   | 642,700                               | 64,800                    | 104,600                                 | 292,100                           | 683,900                   | 4,661,700   |       |
| lots                        | 14,800                  | 1,500                               | 3,800           | 5,600                         | 305,100   | 342,900                               | 54,100                    | 916,000                                 | 270,400                           | 603,500                   | 3,195,900   |       |
| difference                  | 718,800                 | 14,600                              | -2,000          | 1,700                         | 208,000   | 299,800                               | 10,700                    | -711,400                                | 21,700                            | 80,400                    | 1,175,600   |       |
| # active                    | 0                       | 3                                   | 3               | 2                             | 67        | 61                                    | 19                        | 193                                     | 66                                | 152                       | 46.7%       |       |
| Mar 2009<br>Gallons         | 428,800                 | 14,700                              | 6,300           | 4,700                         | 375,700   | 445,300                               | 44,900                    | 89,300                                  | 189,800                           | 482,300                   | 3,486,500   |       |
| lots                        | 8,200                   | 4,900                               | 5,800           | 4,300                         | 320,900   | 215,100                               | 40,300                    | 617,000                                 | 173,700                           | 455,600                   | 2,669,500   |       |
| difference                  | 419,600                 | 12,800                              | 500             | 400                           | 54,800    | 230,200                               | 4,600                     | -527,700                                | 16,100                            | 26,700                    | 1,355,600   |       |
| # active                    | 0                       | 3                                   | 3               | 2                             | 67        | 61                                    | 19                        | 193                                     | 66                                | 152                       | 39.9%       |       |



| Park Name & Service address | Dixie MHP<br>1740 Dixie | Park Valley Community<br>1674 Dixie | 1170 Waterfield | D & J Rentals<br>652 Millcreek | Southland | Homesitead MHP<br>North, South, Center | Yanwood MHP<br>1180 Dixie | Lunch's MHP<br>1607, 1645 & 1659 Wilson | Parkside Manor MHP<br>1655 Wilson | Duwall MHP<br>1255 Wilson | Mascien MHP | TOTAL     |
|-----------------------------|-------------------------|-------------------------------------|-----------------|--------------------------------|-----------|--|---------------------------|---|-----------------------------------|---------------------------|-------------|-----------|
| # active                    |                         |                                     | 3               | 2                              | 4         | 1                                      | 65                        | 58                                      | 18                                | 205                       | 67          | 819       |
| Apr 2009 Gallons            | Meter                   |                                     | 509,700         | 24,700                         | 8,400     | 4,200                                  | 369,600                   | 305,200                                 | 49,300                            | 618,100                   | 177,000     | 3,757,300 |
| lots                        | Pulled                  |                                     | 8,400           | 8,400                          | 8,200     | 217,500                                | 198,800                   | 198,800                                 | 41,700                            | 552,900                   | 162,800     | 2,495,100 |
| difference                  |                         |                                     | 501,300         | 16,300                         | 200       | 152,100                                | 106,400                   | 106,400                                 | 7,600                             | 65,200                    | 14,200      | 1,263,100 |
| # active                    |                         |                                     | 3               | 2                              | 4         | 1                                      | 62                        | 60                                      | 17                                | 197                       | 66          | 810       |
| May 2009 Gallons            | Meter                   |                                     | 570,000         | 27,400                         | 7,700     | 310,000                                | 271,000                   | 271,000                                 | 53,400                            | 646,000                   | 164,900     | 3,526,200 |
| lots                        | Pulled                  |                                     | 10,500          | 11,100                         | 7,300     | 237,400                                | 258,100                   | 258,100                                 | 46,000                            | 524,900                   | 145,600     | 2,461,900 |
| difference                  |                         |                                     | 559,500         | 16,300                         | 400       | 72,600                                 | 12,900                    | 12,900                                  | 5,400                             | 121,100                   | 19,300      | 1,064,300 |
| # active                    |                         |                                     | 3               | 2                              | 4         | 1                                      | 63                        | 65                                      | 19                                | 194                       | 66          | 818       |
| June 2009 Gallons           | Meter                   |                                     | 566,300         | 36,500                         | 6,700     | 335,800                                | 243,500                   | 243,500                                 | 61,500                            | 741,100                   | 269,900     | 3,840,400 |
| lots                        | Pulled                  |                                     | 13,500          | 18,900                         | 6,700     | 281,600                                | 217,300                   | 217,300                                 | 54,800                            | 614,500                   | 157,800     | 2,661,000 |
| difference                  |                         |                                     | 552,800         | 17,600                         | 0         | 54,200                                 | 26,200                    | 26,200                                  | 6,700                             | 126,600                   | 142,100     | 1,179,400 |
| # active                    |                         |                                     | 3               | 2                              | 4         | 1                                      | 66                        | 62                                      | 19                                | 198                       | 66          | 825       |
| Summary by MHP for          |                         |                                     | 97.6%           | 48.2%                          | 0.0%      | 1.6%                                   | 16.1%                     | 10.8%                                   | 10.9%                             | 17.1%                     | 47.4%       | 7.6%      |



2. Refer to Item 12 of Hardin District's response to the First Data request of Commission Staff in Case No. 2007-00461. Provide all documentation of any instances in which fecal or E. Coli bacteria was present in water that had a filled meter pit since the date of Hardin District's response.

ANSWER: As HCWD1 staff has made numerous presentations to its Board, MHP owners and submitted two tariff changes to the Commission, staff had stopped taking samples for fecal or E. Coli. However, when this most recent data request was received, staff took samples at eight current MHP lots where water was present in the meter pits. Seven (7) or 88% were positive for Fecal Coliform. Laboratory results from these most recent samples are enclosed.

WITNESS: Mr. Jim Bruce, General Manager, HCWD1



**McCoy & McCoy Laboratories, Inc.**  
**P.O. Box 907**  
**Madisonville, KY 42431**  
 (270) 821-7375  
 www.mccoyslabs.com



Paducah, KY  
 (270) 444-6547  
 Lexington, KY  
 (859) 299-7775



Louisville, KY  
 (502) 961-0001  
 Pikeville, KY  
 (606) 432-3104

m.demoss@mccoyslabs.com

Hardin Co Water District #1  
 Attn: Richard Stranahan  
 1400 Rogersville Road  
 Radcliff KY 40160

Batch # 09070287  
 Received 07/02/2009  
 Reported 07/08/2009  
 Client HA7170  
 Page 1 of 2

### ANALYSIS REPORT

**AG80650** A-1 212 Graham Collected: 07/01/2009 09:45

| TEST DESCRIPTION        | ANALYZED   | BY  | METHOD     | RESULT | UNITS     | REPORT LIMIT | NOTE |
|-------------------------|------------|-----|------------|--------|-----------|--------------|------|
| Fecal Coliform, (MF)    | 07/01/2009 | DJB | SM 9222 D* | 2050   | #/100 mls | 10           | >    |
| Time of Analysis, Fecal | 07/01/2009 | DJB | SM 9222 D* | 1425   | hr/min    |              |      |

**AG80651** A-2 1855 Wilson-41 Collected: 07/01/2009 09:53

| TEST DESCRIPTION        | ANALYZED   | BY  | METHOD     | RESULT | UNITS     | REPORT LIMIT | NOTE |
|-------------------------|------------|-----|------------|--------|-----------|--------------|------|
| Fecal Coliform, (MF)    | 07/01/2009 | DJB | SM 9222 D* | > 3000 | #/100 mls | 10           | >    |
| Time of Analysis, Fecal | 07/01/2009 | DJB | SM 9222 D* | 1425   | hr/min    |              |      |

**AG80652** A-3 1855 Wilson-59 Collected: 07/01/2009 10:00

| TEST DESCRIPTION        | ANALYZED   | BY  | METHOD     | RESULT | UNITS     | REPORT LIMIT | NOTE |
|-------------------------|------------|-----|------------|--------|-----------|--------------|------|
| Fecal Coliform, (MF)    | 07/01/2009 | DJB | SM 9222 D* | > 3000 | #/100 mls | 10           | >    |
| Time of Analysis, Fecal | 07/01/2009 | DJB | SM 9222 D* | 1430   | hr/min    |              |      |

**AG80653** A-4 1190 Dixie-83 Collected: 07/01/2009 10:10

Sample had growth but did not stain blue. The bacteria present was more than likely Pseudomonas.

| TEST DESCRIPTION        | ANALYZED   | BY  | METHOD     | RESULT  | UNITS     | REPORT LIMIT | NOTE |
|-------------------------|------------|-----|------------|---------|-----------|--------------|------|
| Fecal Coliform, (MF)    | 07/01/2009 | DJB | SM 9222 D* | CNFL- U | #/100 mls | 10           |      |
| Time of Analysis, Fecal | 07/01/2009 | DJB | SM 9222 D* | 1430    | hr/min    |              |      |

**AG80654** A-5 1190 Dixie-108 Collected: 07/01/2009 10:12

| TEST DESCRIPTION        | ANALYZED   | BY  | METHOD     | RESULT | UNITS     | REPORT LIMIT | NOTE |
|-------------------------|------------|-----|------------|--------|-----------|--------------|------|
| Fecal Coliform, (MF)    | 07/01/2009 | DJB | SM 9222 D* | 50 <   | #/100 mls | 10           |      |
| Time of Analysis, Fecal | 07/01/2009 | DJB | SM 9222 D* | 1430   | hr/min    |              |      |

**AG80655** A-6 360 Hill 65 Collected: 07/01/2009 10:15

| TEST DESCRIPTION        | ANALYZED   | BY  | METHOD     | RESULT | UNITS     | REPORT LIMIT | NOTE |
|-------------------------|------------|-----|------------|--------|-----------|--------------|------|
| Fecal Coliform, (MF)    | 07/01/2009 | DJB | SM 9222 D* | 2350   | #/100 mls | 10           | >    |
| Time of Analysis, Fecal | 07/01/2009 | DJB | SM 9222 D* | 1435   | hr/min    |              |      |



McCoy & McCoy Laboratories, Inc.  
 P.O. Box 907  
 Madisonville, KY 42431  
 (270) 821-7375  
 www.mccoyslabs.com



Paducah, KY  
 (270) 444-6547  
 Lexington, KY  
 (859) 299-7775



Louisville, KY  
 (502) 961-0001  
 Pikeville, KY  
 (606) 432-3104

m.demoss@mccoyslabs.com

Hardin Co Water District #1  
 Attn: Richard Stranahan  
 1400 Rogersville Road  
 Radcliff KY 40160

Batch # 09070287  
 Received 07/02/2009  
 Reported 07/08/2009  
 Client HA7170  
 Page 2 of 2

### ANALYSIS REPORT

**AG80656** A-7 360 Hill 64 Collected: 07/01/2009 10:20

| TEST DESCRIPTION        | ANALYZED   | BY  | METHOD     | RESULT | UNITS     | REPORT |      |
|-------------------------|------------|-----|------------|--------|-----------|--------|------|
|                         |            |     |            |        |           | LIMIT  | NOTE |
| Fecal Coliform, (MF)    | 07/01/2009 | DJB | SM 9222 D* | > 3000 | #/100 mls | 10     | >    |
| Time of Analysis, Fecal | 07/01/2009 | DJB | SM 9222 D* | 1435   | hr/min    |        |      |

**AG80657** A-8 1445 Hill 37 Collected: 07/01/2009 10:26

| TEST DESCRIPTION        | ANALYZED   | BY  | METHOD     | RESULT | UNITS     | REPORT |      |
|-------------------------|------------|-----|------------|--------|-----------|--------|------|
|                         |            |     |            |        |           | LIMIT  | NOTE |
| Fecal Coliform, (MF)    | 07/01/2009 | DJB | SM 9222 D* | > 3000 | #/100 mls | 10     | >    |
| Time of Analysis, Fecal | 07/01/2009 | DJB | SM 9222 D* | 1435   | hr/min    |        |      |

**Note Legend**

> : Above the given client test limit

**Qualifier Legend**

U Non-detected at the reported detect limit  
 <

Submitted By: \_\_\_\_\_

Mark DeMoss, SDW Coordinator

The analyses reported above have been determined by protocols that meet or exceed the requirements of NELAC. Methods listed with an "\*" are not part of this accreditation. Call Mark DeMoss at 270-821-7375 for any questions concerning this analysis report.



3. Identify the master meter size for each of the MUR

ANSWER: This information was filed with Commission for Case 2007-00461 on March 14, 2008, Question No. 8, in response to the Commission's first data request. The meter information remains unchanged for each MHC.

WITNESS: Mr. Jim Bruce, General Manager, HCWD1





4. State the frequency of meter reading attempts in MURPs that are unsuccessful because the meter reader is unable to get a reading due to the presence of a dog.

ANSWER: A list of types of inaccessible meters, including dogs or other reasons, is attached and was made during the June reading cycle. HCWD1 does not keep a running total list of inaccessible meters due to dogs. It's most recent tariff change filing did include a slide presentation which showed a dog blocking an actual meter, which took two trips until owner moved dog so meter could be read.

WITNESS: Mr. Jim Bruce, General Manager, HCWD1

## Sewage

360 Hill 64  
1445 Hill 59, 60 Same box  
1445 Hill 37  
212 Graham  
1855 Wilson 59  
1855 Wilson 41  
1190 Dixie 83, 84, 108

## Dog

115 Pearl  
1855 Wilson #24

## Blocked

1255 Wilson #26 under trailer  
1255 Wilson #7 under trailer  
1255 Wilson #60 under trailer  
1255 Wilson #43 under steps  
1445 Hill #7 under trailer  
1445 Hill #10 Electric Fence and Locked  
110 Pearl under steps  
209 Jeffery under steps  
360 Hill #49 under steps  
360 Hill #52 under steps  
1349 Hill #206 under steps



5. State the frequency of meter readings in Hardin District's system not within a MURP that are unsuccessful because the meter reader is unable to get a reading due to the presence of a dog.

ANSWER: See answer to Q4.

WITNESS: Mr. Jim Bruce, General Manager, HCWD1

## Sewage

360 Hill 64  
1445 Hill 59, 60 same box  
1445 Hill 37  
212 Graham  
1855 Wilson 59  
1855 Wilson 41  
1190 Dixie 83, 84, 108

## Dog

115 Pearl  
1855 Wilson #24

## Blocked

1255 Wilson #26 under trailer  
1255 Wilson #7 under trailer  
1255 Wilson #60 under trailer  
1255 Wilson #43 under steps  
1445 Hill #7 under trailer  
1445 Hill #10 Electric Fence and Locked  
110 Pearl under steps  
209 Jeffery under steps  
360 Hill #49 under steps  
360 Hill #52 under steps  
1349 Hill #206 under steps



6. Identify the number of meters in Hardin District's system that are located under mobile homes.

ANSWER: The following list from June reading found 11 inaccessible meters in MHC's which were under trailers or steps or behind a fence.

WITNESS: Mr. Jim Bruce, General Manager, HCWD1

## Sewage

360 Hill 64

1445 Hill 59, 60 same box

1445 Hill 37

212 Graham

1855 Wilson 59

1855 Wilson 41

1190 Dixie 83, 84, 108

## Dog

115 Pearl

1855 Wilson #24

## Blocked

1255 Wilson #26 under trailer

1255 Wilson #7 under trailer

1255 Wilson #60 under trailer

1255 Wilson #43 under steps

1445 Hill #7 under trailer

1445 Hill #10 Electric Fence and Locked

110 Pearl under steps

209 Jeffery under steps

360 Hill #49 under steps

360 Hill #52 under steps

1349 Hill #206 under steps





7. Identify the costs and describe the feasibility of moving meters that are located under mobile homes.

ANSWER: HCWD1 believes its current tariff (Sheet 7, A.8, revised October 1, 2000) requires the customer to pay to move or relocate a meter. Sheet 7, A.7 does allow that the normal meter installation fee may be reduced for re-usable equipment. If HCWD1 were to re-locate the meter setting, it believes the costs would be the same as any other new meter installation. The current approved meter installation fee for a 5/8 inch meter is \$650 (tariff Sheet 7, B). HCWD1 also believes that re-setting a meter, on private property without a dedicated utility easement, also would not be consistent with its tariff, Sheet 7, A.3, A.4 and A.9.

WITNESS: Mr. Jim Bruce, General Manager, HCWD1



8. Identify Hardin District's water loss for its entire system for each of the last 12 months.

ANSWER:    June 2008    -    8.75%  
              July 2008    -    10.39%  
              August 2008 -    13.57%  
              Sept 2008    -    11.25%  
              Oct 2008     -    9.88%  
              Nov 2008     -    6.71%  
              Dec 2008     -    9.94%  
              Jan 2009     -    11.63%  
              Feb 2009     -    12.13%  
              Mar 2009     -    12.79%  
              Apr 2009     -    12.0%  
              May 2009     -    11.76%

(12 month mean = 10.37%)

WITNESS:    Mr. Brett Pyles, HCWD1 Operations Manager



9. Refer to Exhibit C of Hardin District's application, in which it is stated that "Annual dollar value of leaked amount (W & S) = \$50,000." Describe how that figure was calculated.

ANSWER: This is a rough calculation using a rate of \$7.90 per thousand gallons. As HCWD1 now owns both the water and sewer systems in Radcliff, each 1,000 gallons (kgals) represents \$10.17 for below 15 kgals and \$7.76 for over 15 kgals. The exhibit assumed 6,339,600 gallons leaked in a year (528,300 gallons per month). As each different diameter meter has a different water meter charge per month, the actual lost revenue is unknown since none of the master meter accounts are actually being billed, and the use per account is also not being billed (which would affect the actual rate per kgal).

WITNESS: Mr. Jim Bruce, General Manager, HCWD1

---

**HOUSE LINES AND OUTSIDE WATER FAUCETS:**

Leaks outside the house may not seem as bad, since they are not as visible. Outside leaks can be just as wasteful as leaks inside. Check for leaks or wet spots in the yard periodically. Check outside water taps to see that they are turned off when not in use.

**WATER APPLIANCES:** Use automatic dish and clothes washing machines with full loads only. Don't shower too long or fill the tub too full. Five minutes for showering and about five inches in the tub is plenty.

**WATERING LAWNS AND GARDENS:** Water lawns and gardens with good sense. Remember a single lawn sprinkler spraying five gallons per minutes uses 50 percent more water in one hour than a combination of 10 toilet flushes, two five minute showers, two dishwasher loads and a full load of clothes.

**RATE SCHEDULE FOR SEWER**

2,000 gallons or less \$17.62 (minimum)  
Next 13,000 gallons at \$5.75 per thousand gallons  
Over 15,000 gallons at \$4.60 per thousand gallons

**RATE SCHEDULE FOR WATER**

First 15,000 gallons is \$4.42 per thousand  
Over 15,000 gallons \$3.16 per thousand

**CUSTOMER METER CHARGES:** Each account will be charged a monthly Customer Meter Charge. The amount varies with the size of the meter. This charge is to pay for the costs of meter testing, maintaining and replacing, meter reading, bill calculation, bill printing, mailing and postage and all other costs related to Customer Service and billing and collections.

|                           |                        |
|---------------------------|------------------------|
| 5/8" Connection \$5.02    | 2" Connection \$40.16  |
| 3/4" Connection \$7.53    | 3" Connection \$75.30  |
| 1" Connection \$12.55     | 4" Connection \$125.50 |
| 1 1/2" Connection \$25.10 | 6" Connection \$251.00 |

**FEES AND TAXES**

**FRANCHISE FEE:** Water accounts within the City of Radcliff are assessed a 3% Radcliff Franchise Fee. Commercial properties are also assessed an additional 3% State Sales Tax on all water volume.

3% of Water Volume

3% of Fire Protection Fee

3% of Customer Meter Charge

**SCHOOL TAX:** A 3% School Tax is applied to all water charges.

3% of Water Volume

3% of Fire Protection Fee

3% of Customer Meter Charge

**\*STATE TAX (COMMERCIAL & MULTI)**

6% of Sewer Volume

6% of Customer Meter Charge

6% of Fire Protection Fee

\*\* 6% of Water Volume & School Tax

Penalties: 10% of Sewer Volume, 10% of Water Volume, 10% of Meter Charge, 10% of Fire Protection Fee

\*\*Multi Charges apply to Sewer ONLY. The District has a Multi Classification for water, but the charges are based on volume only.

\*\*The State Tax is Water Volume and the school tax figure added together, then State Tax is calculated on that figure.

**NON-RECURRING CHARGES**

|                                 |                           |
|---------------------------------|---------------------------|
| Return Check Fee                | \$30.00                   |
| Service Charge                  | \$17.00                   |
| Customer Requested Service Call | \$11.00                   |
| After Hours Call                | \$46.00 (after 4:30 P.M.) |