

SHEEHAN, BARNETT, DEAN & PENNINGTON, P.S.C.

ATTORNEYS AT LAW  
114 SOUTH FOURTH STREET  
P.O. BOX 1517  
DANVILLE, KENTUCKY 40423-1517  
Telephone (859) 236-2641  
Fax Number (859) 236-1483

JAMES WILLIAM BARNETT  
JAMES HADDEN DEAN  
HENRY VINCENT PENNINGTON, III  
RAMONA C. LITTLE  
STEPHEN A. DEXTER

OF COUNSEL  
ELIZABETH G. NICKELS

February 19, 2009

**RECEIVED**

FEB 20 2009

**PUBLIC SERVICE  
COMMISSION**


Mr. Jeff Derouen, Executive Director  
Public Service Commission of Kentucky  
211 Sower Boulevard  
Frankfort, KY 40602

Dear Mr. Derouen:

Please find enclosed the original and five (5) copies of the information requested in Case No. 2008-00530, Fuel Adjustment Clause for Inter-County Energy Cooperative Corporation from November 1, 2006 to October 31, 2008. Sheree Gilliam, Vice President-Customer Services, will be the witness for each area of information requested.

Should you need additional information concerning this filing, please let me know.

Very truly yours,



JAMES WILLIAM BARNETT

JWB/nd

Enclosures




RECEIVED

FEB 20 2009

PUBLIC SERVICE  
COMMISSION



A Touchstone Energy Cooperative 

**CASE NO. 2008-00530**

**INTER-COUNTY ENERGY  
COOPERATIVE CORPORATION**

P.O. Box 87 • Danville, KY 40423-0087

Phone: (859) 236-4561 • Fax: (859) 236-3627




**INTER-COUNTY ENERGY COOPERATIVE**

P. O. Box 87  
Danville, KY 40423-0087


**Case No. 2008-00530**

**CONTENT**

Affidavit	In the Matter of An Examination of Application of The Fuel Adjustment Clause of Inter-County Energy Cooperative Corporation From November 1, 2006 To October 31, 2008
Item 1	(a) Calculation of the 12-Month Average Line Loss By Month For November 2006 Through October 2008  (b) Measures Taken To Reduce Line Loss
Item 2	Calculation of Monthly Over or Under Recovery of Fuel Costs From November 1, 2006 Through October 31, 2008
Item 3	Monthly Revenue Reports (Monthly Billing Summaries) From November 1, 2006 Through October 31, 2008
Item 4	Schedule Showing Calculation of Increase or Decrease In Inter-County's Base Fuel Costs Per KWH as Proposed By Its Wholesale Supplier Adjusted For Inter-County's 12-Month Average Line Loss for November 2006 Through October 2008
Item 5	Schedule of Present And Proposed Rates That Inter-County Seeks To Change Pursuant to 807 KAR 5:056 As Calculated in Item 4 Above
Item 6	Proposed Changes In Rates
Witness	For Each Area of Information Requested









SHEEHAN, BARNETT, DEAN & PENNINGTON, P.S.C.

ATTORNEYS AT LAW  
114 SOUTH FOURTH STREET  
P.O. BOX 1517  
DANVILLE, KENTUCKY 40423-1517  
Telephone (859) 236-2641  
Fax Number (859) 236-1483

JAMES WILLIAM BARNETT  
JAMES HADDEN DEAN  
HENRY VINCENT PENNINGTON, III  
RAMONA C. LITTLE  
STEPHEN A. DEXTER

OF COUNSEL  
JAMES G. SHEEHAN, JR.  
ELIZABETH G. NICKELS

January 27, 2009

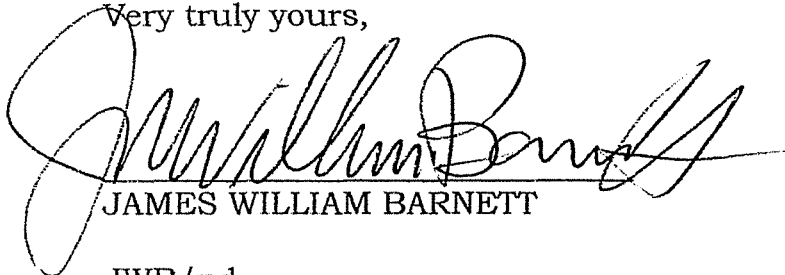
Mr. Jeff Derouen  
Executive Director  
Public Service Commission of Kentucky  
211 Sower Boulevard  
Frankfort, KY 40602

Dear Mr. Derouen:

Enclosed are the original and (5) copies of the Chief Executive Officer's Affidavit Case No. 2008-00530 for Inter-County Energy Cooperative Corporation.

Should you need additional information or documents, please let me know.

Very truly yours,



JAMES WILLIAM BARNETT

JWB/nd  
Enclosure(s)



COMMONWEALTH OF KENTUCKY  
BEFORE THE PUBLIC SERVICE COMMISSION


In the Matter of:

AN EXAMINATION BY THE PUBLIC SERVICE )  
COMMISSION OF THE APPLICATION OF THE )  
FUEL ADJUSTMENT CLAUSE OF INTER-COUNTY ) CASE NO. 2008-00530  
ENERGY COOPERATIVE CORPORATION FROM )  
NOVEMBER 1, 2006 THROUGH OCTOBER 31, 2008 )

AFFIDAVIT

The affiant, James L. Jacobus, President/Chief Executive Officer of Inter-County Energy Cooperative Corporation, 1009 Hustonville Road, P.O. Box 87, Danville, Kentucky 40423-0087, states that for the period between November 1, 2006 through October 31, 2008, Inter-County Energy Cooperative Corporation has operated in compliance with each and every provision of the uniform fuel adjustment clause, as prescribed in 807 KAR 5:056, Section 1 (11), and that no inquiries or complaints regarding the fuel adjustment clause have been received during said period.

Witness my hand this 27<sup>th</sup> day of January 2009.

  
\_\_\_\_\_  
James L. Jacobus, President/CEO

Subscribed and sworn before me this 27<sup>th</sup> day of January 2009.

  
\_\_\_\_\_  
Notary Public State at Large

My Commission Expires July 15, 2009







SCHEDULE 1  
TWELVE MONTH ACTUAL LINE LOSS  
FOR FUEL ADJUSTMENT CHARGE COMPUTATION

December-06

	(A)	(B)	(C)	(D)
	KWH	KWH	OFFICE	KWH
	PURCHASED	SOLD	USE	LOSSES
PREVIOUS TWELVE MONTH TOTAL	462,556,424	437,879,946	625,334	24,051,144
LESS: PRIOR YEAR-CURRENT MONTH TOTAL	36,682,028	32,753,006	63,920	3,865,102
PLUS: CURRENT YEAR-CURRENT MONTH TOTAL	38,326,853	36,490,870	60,280	1,775,703
MOST RECENT TWELVE MONTH TOTAL	464,201,249	441,617,810	621,694	21,961,745
D/A=% LOSS:	4.73%			

SCHEDULE 1  
TWELVE MONTH ACTUAL LINE LOSS  
FOR FUEL ADJUSTMENT CHARGE COMPUTATION

January-07

	(A)	(B)	(C)	(D)
	KWH	KWH	OFFICE	KWH
	PURCHASED	SOLD	USE	LOSSES
PREVIOUS TWELVE MONTH TOTAL	464,201,249	441,617,810	621,694	21,961,745
LESS: PRIOR YEAR-CURRENT MONTH TOTAL	54,870,009	48,807,132	56,333	6,006,544
PLUS: CURRENT YEAR-CURRENT MONTH TOTAL	46,538,060	42,733,007	52,064	3,752,989
MOST RECENT TWELVE MONTH TOTAL	455,869,300	435,543,685	617,425	19,708,190
D/A=% LOSS:	4.32%			

SCHEDULE 1  
TWELVE MONTH ACTUAL LINE LOSS  
FOR FUEL ADJUSTMENT CHARGE COMPUTATION

February-07

	(A) KWH PURCHASED	(B) KWH SOLD	(C) OFFICE USE	(D) KWH LOSSES
PREVIOUS TWELVE MONTH TOTAL	455,869,300	435,543,685	617,425	19,708,190
LESS: PRIOR YEAR-CURRENT MONTH TOTAL	44,826,415	42,583,529	58,870	2,184,016
PLUS: CURRENT YEAR-CURRENT MONTH TOTAL	51,499,127	43,496,425	68,614	7,934,088
MOST RECENT TWELVE MONTH TOTAL	462,542,012	436,456,581	627,169	25,458,262
D/A=% LOSS:	5.50%			

SCHEDULE 1  
TWELVE MONTH ACTUAL LINE LOSS  
FOR FUEL ADJUSTMENT CHARGE COMPUTATION

March-07

	(A) KWH PURCHASED	(B) KWH SOLD	(C) OFFICE USE	(D) KWH LOSSES
PREVIOUS TWELVE MONTH TOTAL	462,542,012	436,456,581	627,169	25,458,262
LESS: PRIOR YEAR-CURRENT MONTH TOTAL	45,571,290	44,895,428	55,399	620,463
PLUS: CURRENT YEAR-CURRENT MONTH TOTAL	55,573,408	56,990,429	51,584	(1,468,605)
MOST RECENT TWELVE MONTH TOTAL	472,544,130	448,551,582	623,354	23,369,194
D/A=% LOSS:	4.95%			



SCHEDULE 1  
TWELVE MONTH ACTUAL LINE LOSS  
FOR FUEL ADJUSTMENT CHARGE COMPUTATION

April-07

	(A) KWH PURCHASED	(B) KWH SOLD	(C) OFFICE USE	(D) KWH LOSSES
PREVIOUS TWELVE MONTH TOTAL	472,544,130	448,551,582	623,354	23,369,194
LESS: PRIOR YEAR-CURRENT MONTH TOTAL	40,158,813	38,873,977	44,130	1,240,706
PLUS: CURRENT YEAR-CURRENT MONTH TOTAL	37,366,312	41,216,648	58,311	(3,908,647)
MOST RECENT TWELVE MONTH TOTAL	469,751,629	450,894,253	637,535	18,219,841
D/A=% LOSS:	3.88%			

SCHEDULE 1  
TWELVE MONTH ACTUAL LINE LOSS  
FOR FUEL ADJUSTMENT CHARGE COMPUTATION

May-07

	(A) KWH PURCHASED	(B) KWH SOLD	(C) OFFICE USE	(D) KWH LOSSES
PREVIOUS TWELVE MONTH TOTAL	469,751,629	450,894,253	637,535	18,219,841
LESS: PRIOR YEAR-CURRENT MONTH TOTAL	29,081,869	32,360,042	41,816	(3,319,989)
PLUS: CURRENT YEAR-CURRENT MONTH TOTAL	34,508,521	33,479,374	32,024	997,123
MOST RECENT TWELVE MONTH TOTAL	475,178,281	452,013,585	627,743	22,536,953
D/A=% LOSS:	4.74%			

SCHEDULE 1  
TWELVE MONTH ACTUAL LINE LOSS  
FOR FUEL ADJUSTMENT CHARGE COMPUTATION

June-07

	(A)	(B)	(C)	(D)
	KWH	KWH	OFFICE	KWH
	PURCHASED	SOLD	USE	LOSSES
PREVIOUS TWELVE MONTH TOTAL	475,178,281	452,013,585	627,743	22,536,953
LESS: PRIOR YEAR-CURRENT MONTH TOTAL	30,702,105	27,354,027	53,593	3,294,485
PLUS: CURRENT YEAR-CURRENT MONTH TOTAL	31,757,938	27,193,188	63,413	4,501,337
MOST RECENT TWELVE MONTH TOTAL	476,234,114	451,852,746	637,563	23,743,805
D/A=% LOSS:	4.99%			

SCHEDULE 1  
TWELVE MONTH ACTUAL LINE LOSS  
FOR FUEL ADJUSTMENT CHARGE COMPUTATION

July-07

	(A)	(B)	(C)	(D)
	KWH	KWH	OFFICE	KWH
	PURCHASED	SOLD	USE	LOSSES
PREVIOUS TWELVE MONTH TOTAL	476,234,114	451,852,746	637,563	23,743,805
LESS: PRIOR YEAR-CURRENT MONTH TOTAL	34,326,483	32,102,383	45,428	2,178,672
PLUS: CURRENT YEAR-CURRENT MONTH TOTAL	36,085,795	32,917,841	63,149	3,104,805
MOST RECENT TWELVE MONTH TOTAL	477,993,426	452,668,204	655,284	24,669,938
D/A=% LOSS:	5.16%			

SCHEDULE 1  
TWELVE MONTH ACTUAL LINE LOSS  
FOR FUEL ADJUSTMENT CHARGE COMPUTATION

August-07

	(A) KWH PURCHASED	(B) KWH SOLD	(C) OFFICE USE	(D) KWH LOSSES
PREVIOUS TWELVE MONTH TOTAL	477,993,426	452,668,204	655,284	24,669,938
LESS: PRIOR YEAR-CURRENT MONTH TOTAL	41,578,692	37,014,554	48,586	4,515,552
PLUS: CURRENT YEAR-CURRENT MONTH TOTAL	38,705,807	36,871,070	51,514	1,783,223
MOST RECENT TWELVE MONTH TOTAL	475,120,541	452,524,720	658,212	21,937,609
 D / A = % LOSS:		4.62%		

SCHEDULE 1  
TWELVE MONTH ACTUAL LINE LOSS  
FOR FUEL ADJUSTMENT CHARGE COMPUTATION

September-07

	(A) KWH PURCHASED	(B) KWH SOLD	(C) OFFICE USE	(D) KWH LOSSES
PREVIOUS TWELVE MONTH TOTAL	475,120,541	452,524,720	658,212	21,937,609
LESS: PRIOR YEAR-CURRENT MONTH TOTAL	41,799,171	40,938,921	64,302	795,948
PLUS: CURRENT YEAR-CURRENT MONTH TOTAL	45,826,889	42,504,262	68,904	3,253,723
MOST RECENT TWELVE MONTH TOTAL	479,148,259	454,090,061	662,814	24,395,384
 D / A = % LOSS:		5.09%		

SCHEDULE 1  
TWELVE MONTH ACTUAL LINE LOSS  
FOR FUEL ADJUSTMENT CHARGE COMPUTATION

October-07

	(A)	(B)	(C)	(D)
	KWH	KWH	OFFICE	KWH
	PURCHASED	SOLD	USE	LOSSES
PREVIOUS TWELVE MONTH TOTAL	479,148,259	454,090,061	662,814	24,395,384
LESS: PRIOR YEAR-CURRENT MONTH TOTAL	28,719,396	31,212,350	45,952	(2,538,906)
PLUS: CURRENT YEAR-CURRENT MONTH TOTAL	33,786,093	33,925,849	65,306	(205,062)
MOST RECENT TWELVE MONTH TOTAL	484,214,956	456,803,560	682,168	26,729,228
D / A = % LOSS:	5.52%			

SCHEDULE 1  
TWELVE MONTH ACTUAL LINE LOSS  
FOR FUEL ADJUSTMENT CHARGE COMPUTATION

November-07

	(A)	(B)	(C)	(D)
	KWH	KWH	OFFICE	KWH
	PURCHASED	SOLD	USE	LOSSES
PREVIOUS TWELVE MONTH TOTAL	484,214,956	456,803,560	682,168	26,729,228
LESS: PRIOR YEAR-CURRENT MONTH TOTAL	34,240,153	28,984,597	47,005	5,208,551
PLUS: CURRENT YEAR-CURRENT MONTH TOTAL	31,006,049	30,245,250	60,647	700,152
MOST RECENT TWELVE MONTH TOTAL	480,980,852	458,064,213	695,810	22,220,829
D / A = % LOSS:	4.62%			

SCHEDULE 1  
TWELVE MONTH ACTUAL LINE LOSS  
FOR FUEL ADJUSTMENT CHARGE COMPUTATION

December-07

	(A)	(B)	(C)	(D)
	KWH	KWH	OFFICE	KWH
	PURCHASED	SOLD	USE	LOSSES
PREVIOUS TWELVE MONTH TOTAL	480,980,852	458,064,213	695,810	22,220,829
LESS: PRIOR YEAR-CURRENT MONTH TOTAL	38,326,853	36,490,870	60,280	1,775,703
PLUS: CURRENT YEAR-CURRENT MONTH TOTAL	37,648,471	32,850,550	33,789	4,764,132
MOST RECENT TWELVE MONTH TOTAL	480,302,470	454,423,893	669,319	25,209,258
 D/A=% LOSS:		5.25%		

SCHEDULE 1  
TWELVE MONTH ACTUAL LINE LOSS  
FOR FUEL ADJUSTMENT CHARGE COMPUTATION

January-08

	(A)	(B)	(C)	(D)
	KWH	KWH	OFFICE	KWH
	PURCHASED	SOLD	USE	LOSSES
PREVIOUS TWELVE MONTH TOTAL	480,302,470	454,423,893	669,319	25,209,258
LESS: PRIOR YEAR-CURRENT MONTH TOTAL	46,538,060	42,733,007	52,064	3,752,989
PLUS: CURRENT YEAR-CURRENT MONTH TOTAL	46,697,426	41,935,926	53,992	4,707,508
MOST RECENT TWELVE MONTH TOTAL	480,461,836	453,626,812	671,247	26,163,777
 D/A=% LOSS:		5.45%		

SCHEDULE 1  
TWELVE MONTH ACTUAL LINE LOSS  
FOR FUEL ADJUSTMENT CHARGE COMPUTATION

February-08

	(A) KWH PURCHASED	(B) KWH SOLD	(C) OFFICE USE	(D) KWH LOSSES
PREVIOUS TWELVE MONTH TOTAL	480,461,836	453,626,812	671,247	26,163,777
LESS: PRIOR YEAR-CURRENT MONTH TOTAL	51,499,127	43,496,425	68,614	7,934,088
PLUS: CURRENT YEAR-CURRENT MONTH TOTAL	57,425,222	49,598,052	55,608	7,771,562
MOST RECENT TWELVE MONTH TOTAL	486,387,931	459,728,439	658,241	26,001,251
D/A=% LOSS:	5.35%			

SCHEDULE 1  
TWELVE MONTH ACTUAL LINE LOSS  
FOR FUEL ADJUSTMENT CHARGE COMPUTATION

March-08

	(A) KWH PURCHASED	(B) KWH SOLD	(C) OFFICE USE	(D) KWH LOSSES
PREVIOUS TWELVE MONTH TOTAL	486,387,931	459,728,439	658,241	26,001,251
LESS: PRIOR YEAR-CURRENT MONTH TOTAL	55,573,408	56,990,429	51,584	(1,468,605)
PLUS: CURRENT YEAR-CURRENT MONTH TOTAL	49,963,674	51,368,614	58,539	(1,463,479)
MOST RECENT TWELVE MONTH TOTAL	480,778,197	454,106,624	665,196	26,006,377
D/A=% LOSS:	5.41%			

SCHEDULE 1  
TWELVE MONTH ACTUAL LINE LOSS  
FOR FUEL ADJUSTMENT CHARGE COMPUTATION

April-08

	(A)	(B)	(C)	(D)
	KWH	KWH	OFFICE	KWH
	PURCHASED	SOLD	USE	LOSSES
PREVIOUS TWELVE MONTH TOTAL	480,778,197	454,106,624	665,196	26,006,377
LESS: PRIOR YEAR-CURRENT MONTH TOTAL	37,366,312	41,216,648	58,311	(3,908,647)
PLUS: CURRENT YEAR-CURRENT MONTH TOTAL	42,878,765	44,451,202	75,482	(1,647,919)
MOST RECENT TWELVE MONTH TOTAL	486,290,650	457,341,178	682,367	28,267,105
D/A=% LOSS:	5.81%			

SCHEDULE 1  
TWELVE MONTH ACTUAL LINE LOSS  
FOR FUEL ADJUSTMENT CHARGE COMPUTATION

May-08

	(A)	(B)	(C)	(D)
	KWH	KWH	OFFICE	KWH
	PURCHASED	SOLD	USE	LOSSES
PREVIOUS TWELVE MONTH TOTAL	486,290,650	457,341,178	682,367	28,267,105
LESS: PRIOR YEAR-CURRENT MONTH TOTAL	34,508,521	33,479,374	32,024	997,123
PLUS: CURRENT YEAR-CURRENT MONTH TOTAL	31,511,638	32,499,188	50,796	(1,038,346)
MOST RECENT TWELVE MONTH TOTAL	483,293,767	456,360,992	701,139	26,231,636
D/A=% LOSS:	5.43%			

SCHEDULE 1  
TWELVE MONTH ACTUAL LINE LOSS  
FOR FUEL ADJUSTMENT CHARGE COMPUTATION

June-08

	(A) KWH PURCHASED	(B) KWH SOLD	(C) OFFICE USE	(D) KWH LOSSES
PREVIOUS TWELVE MONTH TOTAL	483,293,767	456,360,992	701,139	26,231,636
LESS: PRIOR YEAR-CURRENT MONTH TOTAL	31,757,938	27,193,188	63,413	4,501,337
PLUS: CURRENT YEAR-CURRENT MONTH TOTAL	28,369,989	27,493,754	60,287	815,948
MOST RECENT TWELVE MONTH TOTAL	479,905,818	456,661,558	698,013	22,546,247
D/A=% LOSS:	4.70%			

SCHEDULE 1  
TWELVE MONTH ACTUAL LINE LOSS  
FOR FUEL ADJUSTMENT CHARGE COMPUTATION

July-08

	(A) KWH PURCHASED	(B) KWH SOLD	(C) OFFICE USE	(D) KWH LOSSES
PREVIOUS TWELVE MONTH TOTAL	479,905,818	456,661,558	698,013	22,546,247
LESS: PRIOR YEAR-CURRENT MONTH TOTAL	36,085,795	32,917,841	63,149	3,104,805
PLUS: CURRENT YEAR-CURRENT MONTH TOTAL	36,667,233	32,551,234	46,184	4,069,815
MOST RECENT TWELVE MONTH TOTAL	480,487,256	456,294,951	681,048	23,511,257
D/A=% LOSS:	4.89%			



SCHEDULE 1  
TWELVE MONTH ACTUAL LINE LOSS  
FOR FUEL ADJUSTMENT CHARGE COMPUTATION

August-08

	(A)	(B)	(C)	(D)
	KWH	KWH	OFFICE	KWH
	PURCHASED	SOLD	USE	LOSSES
PREVIOUS TWELVE MONTH TOTAL	480,487,256	456,294,951	681,048	25,511,257
LESS: PRIOR YEAR-CURRENT MONTH TOTAL	38,705,807	36,871,070	51,514	1,783,223
PLUS: CURRENT YEAR-CURRENT MONTH TOTAL	39,176,445	35,687,812	54,844	3,433,789
MOST RECENT TWELVE MONTH TOTAL	480,957,894	455,111,693	684,378	25,161,823
D/A=% LOSS:	5.23%			

SCHEDULE 1  
TWELVE MONTH ACTUAL LINE LOSS  
FOR FUEL ADJUSTMENT CHARGE COMPUTATION

September-08

	(A)	(B)	(C)	(D)
	KWH	KWH	OFFICE	KWH
	PURCHASED	SOLD	USE	LOSSES
PREVIOUS TWELVE MONTH TOTAL	480,957,894	455,111,693	684,378	25,161,823
LESS: PRIOR YEAR-CURRENT MONTH TOTAL	45,826,889	42,504,262	68,904	3,253,723
PLUS: CURRENT YEAR-CURRENT MONTH TOTAL	38,649,372	36,442,764	76,315	2,130,293
MOST RECENT TWELVE MONTH TOTAL	473,780,377	449,050,195	691,789	24,038,393
D/A=% LOSS:	5.07%			

SCHEDULE 1  
TWELVE MONTH ACTUAL LINE LOSS  
FOR FUEL ADJUSTMENT CHARGE COMPUTATION

October-08

	(A) KWH PURCHASED	(B) KWH SOLD	(C) OFFICE USE	(D) KWH LOSSES
PREVIOUS TWELVE MONTH TOTAL	473,780,377	449,050,195	691,789	24,038,393
LESS: PRIOR YEAR-CURRENT MONTH TOTAL	33,786,093	33,925,849	65,306	(205,062)
PLUS: CURRENT YEAR-CURRENT MONTH TOTAL	33,437,568	34,367,771	49,741	(979,944)
MOST RECENT TWELVE MONTH TOTAL	473,431,852	449,492,117	676,224	23,263,511
D/A=% LOSS:	4.91%			

SCHEDULE 1  
TWELVE MONTH ACTUAL LINE LOSS  
FOR FUEL ADJUSTMENT CHARGE COMPUTATION

November-08

	(A) KWH PURCHASED	(B) KWH SOLD	(C) OFFICE USE	(D) KWH LOSSES
PREVIOUS TWELVE MONTH TOTAL	473,431,852	449,492,117	676,224	23,263,511
LESS: PRIOR YEAR-CURRENT MONTH TOTAL	31,006,049	30,245,250	60,647	700,152
PLUS: CURRENT YEAR-CURRENT MONTH TOTAL	31,688,407	27,780,650	53,324	3,854,433
MOST RECENT TWELVE MONTH TOTAL	474,114,210	447,027,517	668,901	26,417,792
D/A=% LOSS:	5.57%			


## INTER-COUNTY ENERGY COOPERATIVE CORPORATION

### Steps Taken to Reduce Line Loss

1. Inter-County Energy is progressing as scheduled with its four-year work plan. This work plan will increase the system efficiency by concentrating on conversion to 25kV, reconductoring and multi-phasing.
2. The cooperative continues to purchase transformers that are evaluated for total cost of ownership. Losses are considered in these evaluations.
3. Engineering analysis of the system power factor has been conducted. Inter-County Energy's power factor at the substation typically exceeds 98%.
4. Unused transformers are de-energized or retired.
5. Circuits are measured and balanced as well, as is practical.
6. System voltages are maintained at a level to avoid over-excitation of distribution transformers.







INTER-COUNTY ENERGY COOPERATIVE CORPORATION  
POWER SUPPLIER: EAST KENTUCKY POWER COOPERATIVE

<u>DESCRIPTION OF ENERGY (KWH):</u>	<u>MONTH OF:</u>	<u>Nov-06</u>	<u>PURCHASED POWER</u>	<u>MONTH OF:</u>	<u>Dec-06</u>
1 TOTAL PURCHASES		38,326,853	13 FUEL ADJUSTMENT CHARGE (CREDIT)		
2 SALES (ULTIMATE CONSUMER)		36,490,870	A. BILLED BY SUPPLIER		\$239,233.00
3 COMPANY USE		60,280	B. (OVER) UNDER RECOVERY (L12)		(\$32,940.71)
4 TOTAL SALES (L2+L3)		36,551,150	C. UNRECOVERABLE-SCHEDULE 2		
5 LINE LOSS & UNACCOUNTED FOR (L1 - L4)		1,775,703	D. RECOVERABLE FUEL COST (L13 A+B-C)		\$206,292.29
			14 NUMBER OF KWH PURCHASED		46,538,060
			15 SUPPLIER'S FAC: \$/KWH (L13A/L14)		\$0.00514
<u>(OVER) UNDER RECOVERY:</u>	<u>MONTH OF:</u>	<u>Nov-06</u>	<u>LINE LOSS</u>		
6 LAST FAC RATE BILLED TO CONSUMERS		\$0.00839	16 LAST 12 MONTHS ACTUAL (%)		4.73%
7 GROSS KWH BILLED AT THE RATE ON L6		36,628,565	17 LAST MONTH USED TO COMPUTE L16		Nov-06
8 ADJUSTMENTS TO BILLING (KWH)		(77,415)	18 LINE LOSS FOR MONTH ON L17 (%) (L5/L1)		4.63%
9 NET KWH BILLED AT THE RATE ON L6 (L7+L8)		36,551,150			
10 FUEL CHARGE (CREDIT) USED TO COMPUTE L6		\$273,723.44			
11 FAC REVENUE (REFUND) RESULTING FROM L6 (NET OF BILL ADJUSTMENT)		\$306,664.15	<u>CALCULATION OF FAC BILLED CONSUMERS</u>		
12 TOTAL (OVER) OR UNDER RECOVERY (L10 -L11)		(\$32,940.71)	19 SALES AS A PERCENT OF PURCHASES (100% LESS PERCENTAGE ON L16)		95.27%
			20 RECOVERY RATE \$ PER KWH (L13D/L14)		\$0.00443
			21 FAC DOLLARS PER KWH (L20/L19)		\$0.00465
			22 FAC CENTS PER KWH (L21*100)		0.46500

LINE 22 REFLECTS A FUEL ADJUSTMENT CHARGE (CREDIT) OF \$0.00465

PER KWH TO BE APPLIED TO BILLS RENDERED ON AND AFTER \_\_\_\_\_

ISSUED ON \_\_\_\_\_

ISSUED BY \_\_\_\_\_

TIT TITLE . VICE PRESIDENT CUSTOMER SERVICES  
ADDRESS . P.O. BOX 87, DANVILLE, KY. 40423-0087  
TELEPHONE (859) 236-4561

SCHEDULE 1  
TWELVE MONTH ACTUAL LINE LOSS  
FOR FUEL ADJUSTMENT CHARGE COMPUTATION

	December-06			
	(A)	(B)	(C)	(D)
	KWH	KWH	OFFICE	KWH
	PURCHASED	SOLD	USE	LOSSES
PREVIOUS TWELVE MONTH TOTAL	462,556,424	437,879,946	625,334	24,051,144
LESS: PRIOR YEAR-CURRENT MONTH TOTAL	36,682,028	32,753,006	63,920	3,865,102
PLUS: CURRENT YEAR-CURRENT MONTH TOTAL	38,326,853	36,490,870	60,280	1,775,703
MOST RECENT TWELVE MONTH TOTAL	464,201,249	441,617,810	621,694	21,961,745
D/A=% LOSS:		4.73%		

INTER-COUNTY ENERGY COOPERATIVE CORPORATION  
POWER SUPPLIER: EAST KENTUCKY POWER COOPERATIVE

<u>DESCRIPTION OF ENERGY (KWH):</u>	<u>MONTH OF:</u>	<u>Dec-06</u>	<u>PURCHASED POWER</u>	<u>MONTH OF:</u>	<u>Jan-07</u>
1 TOTAL PURCHASES		46,538,060	13 FUEL ADJUSTMENT CHARGE (CREDIT)		
2 SALES (ULTIMATE CONSUMER)		42,733,007	A. BILLED BY SUPPLIER		\$354,379.00
3 COMPANY USE		52,064	B. (OVER) UNDER RECOVERY (L12)		(\$15,011.51)
4 TOTAL SALES (L2+L3)		42,785,071	C. UNRECOVERABLE-SCHEDULE 2		
5 LINE LOSS & UNACCOUNTED FOR (L1 - L4)		3,752,989	D. RECOVERABLE FUEL COST (L13 A+B-C)		\$339,367.49
			14 NUMBER OF KWH PURCHASED		51,499,127
<u>(OVER) UNDER RECOVERY:</u>	<u>MONTH OF:</u>	<u>Dec-06</u>	15 SUPPLIER'S FAC: \$/KWH (L13A/L14)		\$0.00688
6 LAST FAC RATE BILLED TO CONSUMERS		\$0.00233			
7 GROSS KWH BILLED AT THE RATE ON L6		42,962,439	<u>LINE LOSS</u>		
8 ADJUSTMENTS TO BILLING (KWH)		(177,368)	16 LAST 12 MONTHS ACTUAL (%)		4.32%
9 NET KWH BILLED AT THE RATE ON L6 (L7+L8)		42,785,071	17 LAST MONTH USED TO COMPUTE L16		Dec-06
10 FUEL CHARGE (CREDIT) USED TO COMPUTE L6		\$84,677.71	18 LINE LOSS FOR MONTH ON L17 (%) (L5/L1)		8.06%
11 FAC REVENUE (REFUND) RESULTING FROM L6 (NET OF BILL ADJUSTMENT)		\$99,689.22			
12 TOTAL (OVER) OR UNDER RECOVERY (L10 -L11)		(\$15,011.51)	<u>CALCULATION OF FAC BILLED CONSUMERS</u>		
			19 SALES AS A PERCENT OF PURCHASES (100% LESS PERCENTAGE ON L16)		95.68%
			20 RECOVERY RATE \$ PER KWH (L13D/L14)		\$0.00659
			21 FAC DOLLARS PER KWH (L20/L19)		\$0.00689
			22 FAC CENTS PER KWH (L21*100)		0.68900

LINE 22 REFLECTS A FUEL ADJUSTMENT CHARGE (CREDIT) OF \$0.00689

PER KWH TO BE APPLIED TO BILLS RENDERED ON AND AFTER \_\_\_\_\_

ISSUED ON \_\_\_\_\_

ISSUED BY \_\_\_\_\_

TIT TITLE...VICE PRESIDENT CUSTOMER SERVICES  
ADDRESS...P.O BOX 87, DANVILLE, KY. 40423-0087  
TELEPHONE. (859) 236-4561

SCHEDULE 1  
TWELVE MONTH ACTUAL LINE LOSS  
FOR FUEL ADJUSTMENT CHARGE COMPUTATION

January-07

	(A)	(B)	(C)	(D)
	KWH	KWH	OFFICE	KWH
	PURCHASED	SOLD	USE	LOSSES
PREVIOUS TWELVE MONTH TOTAL	464,201,249	441,617,810	621,694	21,961,745
LESS: PRIOR YEAR-CURRENT MONTH TOTAL	54,870,009	48,807,132	56,333	6,006,544
PLUS: CURRENT YEAR-CURRENT MONTH TOTAL	46,538,060	42,733,007	52,064	3,752,989
MOST RECENT TWELVE MONTH TOTAL	455,869,300	435,543,685	617,425	19,708,190

D/A=% LOSS: 4.32%



INTER-COUNTY ENERGY COOPERATIVE CORPORATION  
POWER SUPPLIER: EAST KENTUCKY POWER COOPERATIVE

<u>DESCRIPTION OF ENERGY (KWH): MONT</u>		<u>Jan-07</u>	<u>PURCHASED POWER MONTH</u>		<u>Feb-07</u>
1 TOTAL PURCHASES		51,499,127	13 FUEL ADJUSTMENT CHARGE (CREDIT)		
2 SALES (ULTIMATE CONSUMER)		43,496,425	A. BILLED BY SUPPLIER		\$443,178.00
3 COMPANY USE		68,614	B. (OVER) UNDER RECOVERY (L12)		\$3,714.86
4 TOTAL SALES (L2+L3)		43,565,039	C. UNRECOVERABLE-SCHEDULE 2		
5 LINE LOSS & UNACCOUNTED FOR (L1 - L4)		7,934,088	D. RECOVERABLE FUEL COST (L13 A)		\$446,892.86
			14 NUMBER OF KWH PURCHASED		55,573,408
			15 SUPPLIER'S FAC: S/KWH (L13A/L14)		\$0.00797
<u>(OVER) UNDER RECOVERY: MON</u>		<u>Jan-07</u>	<u>LINE LOSS</u>		
6 LAST FAC RATE BILLED TO CONSUMERS		\$0.00465	16 LAST 12 MONTHS ACTUAL (%)		5.50%
7 GROSS KWH BILLED AT THE RATE ON L6		43,682,117	17 LAST MONTH USED TO COMPUTE L1		Jan-07
8 ADJUSTMENTS TO BILLING (KWH)		(117,078)	18 LINE LOSS FOR MONTH ON L17 (%) (I)		15.41%
9 NET KWH BILLED AT THE RATE ON L6 (L7+L8)		43,565,039	<u>CALCULATION OF FAC BILLED CONSUMERS</u>		
10 FUEL CHARGE (CREDIT) USED TO COMPUTE		\$206,292.29	19 SALES AS A PERCENT OF PURCHASE:		94.50%
11 FAC REVENUE (REFUND) RESULTING FROM 1		\$202,577.43	(100% LESS PERCENTAGE ON L16)		
(NET OF BILL ADJUSTMENT)			20 RECOVERY RATES PER KWH (L13D/		\$0.00804
12 TOTAL (OVER) OR UNDER RECOVERY (L10 -L11)		\$3,714.86	21 FAC DOLLARS PER KWH (L20/L19)		\$0.00851
			22 FAC CENTS PER KWH (L21*100)		0.85100

LINE 22 REFLECTS A FUEL ADJUSTMENT CHARGE (CREDIT) OF \$0.00851

PER KWH TO BE APPLIED TO BILLS RENDERED ON AND AFTER \_\_\_\_\_

ISSUED ON \_\_\_\_\_

ISSUED BY \_\_\_\_\_

TITLE... VICE PRESIDENT CUSTOMER SERVICES

ADDRESS... P.O. BOX 87, DANVILLE, KY. 40423-0087

TELEPHONE... (859) 236-4561

SCHEDULE 1

TWELVE MONTH ACTUAL LINE LOSS  
FOR FUEL ADJUSTMENT CHARGE COMPUTATION

February-07

	(A)	(B)	(C)	(D)
	KWH	KWH	OFFICE	KWH
	PURCHASED	SOLD	USE	LOSSES
PREVIOUS TWELVE MONTH TOTAL	455,869,300	435,543,685	617,425	19,708,190
LESS: PRIOR YEAR-CURRENT MONTH TOTAL	44,826,415	42,583,529	58,870	2,184,016
PLUS: CURRENT YEAR-CURRENT MONTH TOTAL	51,499,127	43,496,425	68,614	7,934,088
MOST RECENT TWELVE MONTH TOTAL	462,542,012	436,456,581	627,169	25,458,262

D/A=% LOSS: 5.50%

INTER-COUNTY ENERGY COOPERATIVE CORPORATION  
POWER SUPPLIER: EAST KENTUCKY POWER COOPERATIVE

<u>DESCRIPTION OF ENERGY (KWH):</u>	<u>MONT</u>	<u>Feb-07</u>
1 TOTAL PURCHASES		55,573,408
2 SALES (ULTIMATE CONSUMER)		56,990,429
3 COMPANY USE		51,584
4 TOTAL SALES (1.2+1.3)		57,042,013
5 LINE LOSS & UNACCOUNTED FOR (L1 - L4)		(1,468,605)

<u>(OVER) UNDER RECOVERY:</u>	<u>MON</u>	<u>Feb-07</u>
6 LAST FAC RATE BILLED TO CONSUMERS		\$0.00689
7 GROSS KWH BILLED AT THE RATE ON L6		57,195,284
8 ADJUSTMENTS TO BILLING (KWH)		(153,271)
9 NET KWH BILLED AT THE RATE ON L6 (1.7+1.8)		57,042,013
10 FUEL CHARGE (CREDIT) USED TO COMPUTE FAC		\$339,367.49
11 FAC REVENUE (REFUND) RESULTING FROM 10 (NET OF BILL ADJUSTMENT)		\$393,019.47
12 TOTAL (OVER) OR UNDER RECOVERY (L10 - L11)		(\$53,651.98)

<u>PURCHASED POWER</u>	<u>MONTH</u>	<u>Mar-07</u>
13 FUEL ADJUSTMENT CHARGE (CREDIT)		
A. BILLED BY SUPPLIER		\$558,033.00
B. (OVER) UNDER RECOVERY (L12)		(\$53,651.98)
C. UNRECOVERABLE-SCHEDULE 2		
D. RECOVERABLE FUEL COST (L13 A)		\$504,381.02
14 NUMBER OF KWH PURCHASED		37,366,312
15 SUPPLIER'S FAC: \$/KWH (L13A/L14)		\$0.01493

LINE LOSS

16 LAST 12 MONTHS ACTUAL (%)	4.95%
17 LAST MONTH USED TO COMPUTE L1	Feb-07
18 LINE LOSS FOR MONTH ON L17 (%) (16-17)	-2.64%

CALCULATION OF FAC BILLED CONSUMERS

19 SALES AS A PERCENT OF PURCHASE (100% LESS PERCENTAGE ON L16)	95.05%
20 RECOVERY RATE \$ PER KWH (L13D/19)	\$0.01350
21 FAC DOLLARS PER KWH (L20/L19)	\$0.01420
22 FAC CENTS PER KWH (L21*100)	1.42000

LINE 22 REFLECTS A FUEL ADJUSTMENT CHARGE (CREDIT) OF \$0.01420

PER KWH TO BE APPLIED TO BILLS RENDERED ON AND AFTER \_\_\_\_\_

ISSUED ON \_\_\_\_\_

ISSUED BY \_\_\_\_\_

TITLE... VICE PRESIDENT CUSTOMER SERVICES

ADDRESS... P.O. BOX 87, DANVILLE, KY. 40423-0087

TELEPHONE... (859) 236-4561

SCHEDULE 1

TWELVE MONTH ACTUAL LINE LOSS  
FOR FUEL ADJUSTMENT CHARGE COMPUTATION

March-07

	(A) KWH PURCHASE	(B) KWH SOLD	(C) OFFICE USE	(D) KWH LOSSES
PREVIOUS TWELVE MONTH TOTAL	462,542,012	436,456,581	627,169	25,458,262
LESS: PRIOR YEAR-CURRENT MONTH TOTAL	45,571,290	44,895,428	55,399	620,463
PLUS: CURRENT YEAR-CURRENT MONTH TOTAL	55,573,408	56,990,429	51,584	(1,468,605)
MOST RECENT TWELVE MONTH TOTAL	472,544,130	448,551,582	623,354	23,369,194

D/A=% LOSS: 4.95%

INTER-COUNTY ENERGY COOPERATIVE CORPORATION  
POWER SUPPLIER: EAST KENTUCKY POWER COOPERATIVE

<u>DESCRIPTION OF ENERGY (KWH):</u>	<u>MONT:</u>	<u>Mar-07</u>
1 TOTAL PURCHASES		37,366,312
2 SALES (ULTIMATE CONSUMER)		41,216,648
3 COMPANY USE		58,311
4 TOTAL SALES (L2+L3)		41,274,959
5 LINE LOSS & UNACCOUNTED FOR (L1 - L4)		(3,908,647)

<u>(OVER) UNDER RECOVERY:</u>	<u>MONT:</u>	<u>Mar-07</u>
6 LAST FAC RATE BILLED TO CONSUMERS		\$0.00851
7 GROSS KWH BILLED AT THE RATE ON L6		41,386,921
8 ADJUSTMENTS TO BILLING (KWH)		(111,962)
9 NET KWH BILLED AT THE RATE ON L6 (L7+L8)		41,274,959
10 FUEL CHARGE (CREDIT) USED TO COMPUTE FAC		\$446,892.86
11 FAC REVENUE (REFUND) RESULTING FROM 10 (NET OF BILL ADJUSTMENT)		\$351,249.90
12 TOTAL (OVER) OR UNDER RECOVERY (L10 -L11)		\$95,642.96

<u>PURCHASED POWER</u>	<u>MONTH OF:</u>	<u>Apr-07</u>
13 FUEL ADJUSTMENT CHARGE (CREDIT)		
A. BILLED BY SUPPLIER		\$292,413.00
B. (OVER) UNDER RECOVERY (L12)		\$95,642.96
C. UNRECOVERABLE-SCHEDULE 2		
D. RECOVERABLE FUEL COST (L13 A+B-C)		\$388,055.96
14 NUMBER OF KWH PURCHASED		34,508,521
15 SUPPLIER'S FAC: \$/KWH (L13A/L14)		\$0.00847

<u>LINE LOSS</u>		
16 LAST 12 MONTHS ACTUAL (%)		3.88%
17 LAST MONTH USED TO COMPUTE L16		Mar-07
18 LINE LOSS FOR MONTH ON L17 (%) (L5/L16)		-10.46%

<u>CALCULATION OF FAC BILLED CONSUMERS</u>		
19 SALES AS A PERCENT OF PURCHASES (100% LESS PERCENTAGE ON L16)		96.12%
20 RECOVERY RATE \$ PER KWH (L13D/L14)		\$0.01125
21 FAC DOLLARS PER KWH (L20/L19)		\$0.01170
22 FAC CENTS PER KWH (L21*100)		1.17000

LINE 22 REFLECTS A FUEL ADJUSTMENT CHARGE (CREDIT) OF \$0.01170

PER KWH TO BE APPLIED TO BILLS RENDERED ON AND AFTER \_\_\_\_\_

ISSUED ON \_\_\_\_\_

ISSUED BY \_\_\_\_\_

TITLE... VICE PRESIDENT CUSTOMER SERVICES  
ADDRESS... P.O. BOX 87, DANVILLE, KY. 40423-0087  
TELEPHONE... (859) 236-4561

SCHEDULE 1  
TWELVE MONTH ACTUAL LINE LOSS  
FOR FUEL ADJUSTMENT CHARGE COMPUTATION

April-07

	(A)	(B)	(C)	(D)
	KWH	KWH	OFFICE	KWH
	PURCHASES	SOLD	USE	LOSSES
PREVIOUS TWELVE MONTH TOTAL	472,544,130	448,551,582	623,354	23,369,194
LESS: PRIOR YEAR-CURRENT MONTH TOTAL	40,158,813	38,873,977	44,130	1,240,706
PLUS: CURRENT YEAR-CURRENT MONTH TOTAL	37,366,312	41,216,648	58,311	(3,908,647)
MOST RECENT TWELVE MONTH TOTAL	469,751,629	450,894,253	637,535	18,219,841
D/A=% LOSS:		3.88%		

INTER-COUNTY ENERGY COOPERATIVE CORPORATION  
POWER SUPPLIER: EAST KENTUCKY POWER COOPERATIVE

<u>DESCRIPTION OF ENERGY (KWH):</u> <u>MON</u>		<u>Apr-07</u>	<u>PURCHASED POWER</u> <u>MONTH OF:</u> <u>May-07</u>	
1	TOTAL PURCHASES	34,508,521	13	FUEL ADJUSTMENT CHARGE (CREDIT)
2	SALES (ULTIMATE CONSUMER)	33,479,374	A.	BILLED BY SUPPLIER \$560,529.00
3	COMPANY USE	32,024	B.	(OVER) UNDER RECOVERY (L12) \$28,519.17
4	TOTAL SALES (L2+L3)	33,511,398	C.	UNRECOVERABLE SCHEDULE 2
5	LINE LOSS & UNACCOUNTED FOR (L1 - L4)	997,123	D.	RECOVERABLE FUEL COST (L13 A+B- \$589,048.17
			14	NUMBER OF KWH PURCHASED 31,757,938
			15	SUPPLIER'S FAC: \$/KWH (L13A/L14) \$0.01765
			<u>LINE LOSS</u>	
<u>(OVER) UNDER RECOVERY:</u> <u>MON</u> <u>Apr-07</u>			16	LAST 12 MONTHS ACTUAL (%) 4.74%
6	LAST FAC RATE BILLED TO CONSUMERS	\$0.01420	17	LAST MONTH USED TO COMPUTE L16 Apr-07
7	GROSS KWH BILLED AT THE RATE ON L6	33,600,707	18	LINE LOSS FOR MONTH ON L17 (%) (L5/I) 2.89%
8	ADJUSTMENTS TO BILLING (KWH)	(89,309)	<u>CALCULATION OF FAC BILLED CONSUMERS</u>	
9	NET KWH BILLED AT THE RATE ON L6 (L7+I)	33,511,398	19	SALES AS A PERCENT OF PURCHASES 95.26%
10	FUEL CHARGE (CREDIT) USED TO COMPUTE	\$504,381.02	(100% LESS PERCENTAGE ON L16)	
11	FAC REVENUE (REFUND) RESULTING FROM (NET OF BILL ADJUSTMENT)	\$475,861.85	20	RECOVERY RATE \$ PER KWH (L13D/L14) \$0.01855
12	TOTAL (OVER) OR UNDER RECOVERY (L10 - I)	\$28,519.17	21	FAC DOLLARS PER KWH (L20/L19) \$0.01947
			22	FAC CENTS PER KWH (L21*100) 1.94700

LINE 22 REFLECTS A FUEL ADJUSTMENT CHARGE (CREDIT) \$0.01947

PER KWH TO BE APPLIED TO BILLS RENDERED ON AND AT \_\_\_\_\_

ISSUED ON \_\_\_\_\_

ISSUED BY \_\_\_\_\_

TITLE... VICE PRESIDENT CUSTOMER SERVICES  
ADDRESS... P.O. BOX 87, DANVILLE, KY. 40423-0087  
TELEPHONE... (859) 236-4561

SCHEDULE 1  
TWELVE MONTH ACTUAL LINE LOSS  
FOR FUEL ADJUSTMENT CHARGE COMPUTATION

May-07

	(A)	(B)	(C)	(D)
	KWH	KWH	OFFICE	KWH
	PURCHASE	SOLD	USE	LOSSES
PREVIOUS TWELVE MONTH TOTAL	469,751,629	450,894,253	637,535	18,219,841
LESS: PRIOR YEAR-CURRENT MONTH TOTAL	29,081,869	32,360,042	41,816	(3,319,989)
PLUS: CURRENT YEAR-CURRENT MONTH TOTAL	34,508,521	33,479,374	32,024	997,123
MOST RECENT TWELVE MONTH TOTAL	475,178,281	452,013,585	627,743	22,536,953

D/A=% LOSS: 4.74%

INTER-COUNTY ENERGY COOPERATIVE CORPORATION  
POWER SUPPLIER: EAST KENTUCKY POWER COOPERATIVE

<u>DESCRIPTION OF ENERGY (KWH):</u>	<u>MONT</u>	<u>May-07</u>
1 TOTAL PURCHASES		31,757,938
2 SALES (ULTIMATE CONSUMER)		27,193,188
3 COMPANY USE		63,413
4 TOTAL SALES (L2+L3)		27,256,601
5 LINE LOSS & UNACCOUNTED FOR (L1 - L4)		4,501,337

<u>(OVER) UNDER RECOVERY:</u>	<u>MONT</u>	<u>May-07</u>
6 LAST FAC RATE BILLED TO CONSUMERS		\$0.01170
7 GROSS KWH BILLED AT THE RATE ON L6		27,264,278
8 ADJUSTMENTS TO BILLING (KWH)		(7,677)
9 NET KWH BILLED AT THE RATE ON L6 (L7+L8)		27,256,601
10 FUEL CHARGE (CREDIT) USED TO COMPUTE		\$388,055.96
11 FAC REVENUE (REFUND) RESULTING FROM 1 (NET OF BILL ADJUSTMENT)		\$318,902.23
12 TOTAL (OVER) OR UNDER RECOVERY (L10 -L9)		\$69,153.73

<u>PURCHASED POWER</u>	<u>MONTH OF:</u>	<u>Jun-07</u>
13 FUEL ADJUSTMENT CHARGE (CREDIT)		
A. BILLED BY SUPPLIER		\$217,840.00
B. (OVER) UNDER RECOVERY (L12)		\$69,153.73
C. UNRECOVERABLE-SCHEDULE 2		
D. RECOVERABLE FUEL COST (L13 A+B-C)		\$286,993.73
14 NUMBER OF KWH PURCHASED		36,085,795
15 SUPPLIER'S FAC: \$/KWH (L13A/L14)		\$0.00604

LINE LOSS

16 LAST 12 MONTHS ACTUAL (%)	4.99%
17 LAST MONTH USED TO COMPUTE L16	May-07
18 LINE LOSS FOR MONTH ON L17 (%)(L5/L1)	14.17%

CALCULATION OF FAC BILLED CONSUMERS

19 SALES AS A PERCENT OF PURCHASES (100% LESS PERCENTAGE ON L16)	95.01%
20 RECOVERY RATES PER KWH (L13D/L14)	\$0.00795
21 FAC DOLLARS PER KWH (L20/L19)	\$0.00837
22 FAC CENTS PER KWH (L21*100)	0.83700

LINE 22 REFLECTS A FUEL ADJUSTMENT CHARGE (CREDIT) OF \$0.00837

PER KWH TO BE APPLIED TO BILLS RENDERED ON AND AFTER \_\_\_\_\_

ISSUED ON \_\_\_\_\_

ISSUED BY \_\_\_\_\_

TITLE... VICE PRESIDENT CUSTOMER SERVICES  
ADDRESS... P.O. BOX 87, DANVILLE, KY. 40423-0087  
TELEPHONE... (859) 236-4561

SCHEDULE 1  
TWELVE MONTH ACTUAL LINE LOSS  
FOR FUEL ADJUSTMENT CHARGE COMPUTATION

June-07

	(A)	(B)	(C)	(D)
	KWH	KWH	OFFICE	KWH
	PURCHASED	SOLD	USE	LOSSES
PREVIOUS TWELVE MONTH TOTAL	475,178,281	452,013,585	627,743	22,536,953
LESS: PRIOR YEAR-CURRENT MONTH TOTAL	30,702,105	27,354,027	53,593	3,294,485
PLUS: CURRENT YEAR-CURRENT MONTH TOTAL	31,757,938	27,193,188	63,413	4,501,337
MOST RECENT TWELVE MONTH TOTAL	476,234,114	451,852,746	637,563	23,743,805
D/A=% LOSS:	4.99%			

INTER-COUNTY ENERGY COOPERATIVE CORPORATION  
POWER SUPPLIER: EAST KENTUCKY POWER COOPERATIVE

<u>DESCRIPTION OF ENERGY (KWH):</u>	<u>MON</u>	<u>Jun-07</u>
1 TOTAL PURCHASES		36,085,795
2 SALES (ULTIMATE CONSUMER)		32,917,841
3 COMPANY USE		63,149
4 TOTAL SALES (L2+L3)		32,980,990
5 LINE LOSS & UNACCOUNTED FOR (L1 - L4)		3,104,805
<u>(OVER) UNDER RECOVERY:</u>	<u>MON</u>	<u>Jun-07</u>
6 LAST FAC RATE BILLED TO CONSUMERS		\$0.01947
7 GROSS KWH BILLED AT THE RATE ON L6		32,996,534
8 ADJUSTMENTS TO BILLING (KWH)		(15,544)
9 NET KWH BILLED AT THE RATE ON L6 (L7+I)		32,980,990
10 FUEL CHARGE (CREDIT) USED TO COMPUTE		\$589,048.17
11 FAC REVENUE (REFUND) RESULTING FROM		\$642,139.88
(NET OF BILL ADJUSTMENT)		
12 TOTAL (OVER) OR UNDER RECOVERY (L10 -I)		(\$53,091.71)

<u>PURCHASED POWER</u>	<u>MONTH OF:</u>	<u>Jul-07</u>
13 FUEL ADJUSTMENT CHARGE (CREDIT)		
A. BILLED BY SUPPLIER		\$264,569.00
B. (OVER) UNDER RECOVERY (L12)		(\$53,091.71)
C. UNRECOVERABLE-SCHEDULE 2		
D. RECOVERABLE FUEL COST (L13 A+B-		\$211,477.29
14 NUMBER OF KWH PURCHASED		38,705,807
15 SUPPLIER'S FAC: \$/KWH (L13A/L14)		\$0.00684

LINE LOSS

16 LAST 12 MONTHS ACTUAL (%)	5.16%
17 LAST MONTH USED TO COMPUTE L16	Jun-07
18 LINE LOSS FOR MONTH ON L17 (%) (L5/	8.60%

CALCULATION OF FAC BILLED CONSUMERS

19 SALES AS A PERCENT OF PURCHASES	94.84%
(100% LESS PERCENTAGE ON L16)	
20 RECOVERY RATE \$ PER KWH (L13D/L14)	\$0.00546
21 FAC DOLLARS PER KWH (L20/L19)	\$0.00576
22 FAC CENTS PER KWH (L21*100)	0.57600

LINE 22 REFLECTS A FUEL ADJUSTMENT CHARGE (CREDIT) \$0.00576

PER KWH TO BE APPLIED TO BILLS RENDERED ON AND AT \_\_\_\_\_

ISSUED ON \_\_\_\_\_

ISSUED BY \_\_\_\_\_

TITLE... VICE PRESIDENT CUSTOMER SERVICES  
ADDRESS... P.O. BOX 87, DANVILLE, KY. 40423-0087  
TELEPHONE... (859) 236-4561

SCHEDULE 1

TWELVE MONTH ACTUAL LINE LOSS  
FOR FUEL ADJUSTMENT CHARGE COMPUTATION

July-07

	(A)	(B)	(C)	(D)
	KWH	KWH	OFFICE	KWH
	PURCHASED	SOLD	USE	LOSSES
PREVIOUS TWELVE MONTH TOTAL	476,234,114	451,852,746	637,563	23,743,805
LESS: PRIOR YEAR-CURRENT MONTH TOTAL	34,326,483	32,102,383	45,428	2,178,672
PLUS: CURRENT YEAR-CURRENT MONTH TOTAL	36,085,795	32,917,841	63,149	3,104,805
MOST RECENT TWELVE MONTH TOTAL	477,993,426	452,668,204	655,284	24,669,938

D/A=% LOSS: 5.16%

INTER-COUNTY ENERGY COOPERATIVE CORPORATION  
POWER SUPPLIER: EAST KENTUCKY POWER COOPERATIVE

<u>DESCRIPTION OF ENERGY (KWH):</u>	<u>MONT</u>	<u>Jul-07</u>	<u>PURCHASED POWER</u>	<u>MONTH OF:</u>	<u>Aug-07</u>
1 TOTAL PURCHASES		38,705,807	13 FUEL ADJUSTMENT CHARGE (CREDIT)		
2 SALES (ULTIMATE CONSUMER)		36,871,070	A. BILLED BY SUPPLIER		\$11,433.00
3 COMPANY USE		51,514	B. (OVER) UNDER RECOVERY (L12)		(\$22,048.30)
4 TOTAL SALES (L2+L3)		36,922,584	C. UNRECOVERABLE-SCHEDULE 2		
5 LINE LOSS & UNACCOUNTED FOR (L1 - L4)		1,783,223	D. RECOVERABLE FUEL COST (L13 A+B-C)		(\$10,615.30)
			14 NUMBER OF KWH PURCHASED		45,826,889
			15 SUPPLIER'S FAC: \$/KWH (L13A/L14)		\$0.00025
<u>(OVER) UNDER RECOVERY:</u>	<u>MONT</u>	<u>Jul-07</u>	<u>LINE LOSS</u>		
6 LAST FAC RATE BILLED TO CONSUMERS		\$0.00837	16 LAST 12 MONTHS ACTUAL (°)		4.62°
7 GROSS KWH BILLED AT THE RATE ON L6		36,939,238	17 LAST MONTH USED TO COMPUTE L16		Jul-07
8 ADJUSTMENTS TO BILLING (KWH)		(16,654)	18 LINE LOSS FOR MONTH ON L17 (°) (L5/L		4.61°
9 NET KWH BILLED AT THE RATE ON L6 (L7+L		36,922,584			
10 FUEL CHARGE (CREDIT) USED TO COMPUTE		\$286,993.73	<u>CALCULATION OF FAC BILLED CONSUMERS</u>		
11 FAC REVENUE (REFUND) RESULTING FROM J		\$309,042.03	19 SALES AS A PERCENT OF PURCHASES		95.38°
(NET OF BILL ADJUSTMENT)			(100% LESS PERCENTAGE ON L16)		
12 TOTAL (OVER) OR UNDER RECOVERY (L10 -L		(\$22,048.30)	20 RECOVERY RATE \$ PER KWH (L13D/L14)		(\$0.00023)
			21 FAC DOLLARS PER KWH (L20/L19)		(\$0.00024)
			22 FAC CENTS PER KWH (L21*100)		-0.02400

LINE 22 REFLECTS A FUEL ADJUSTMENT CHARGE (CREDIT) ( (\$0.00024)

PER KWH TO BE APPLIED TO BILLS RENDERED ON AND AT \_\_\_\_\_

ISSUED ON \_\_\_\_\_

ISSUED BY \_\_\_\_\_

TITLE... VICE PRESIDENT CUSTOMER SERVICES  
ADDRESS...P.O. BOX 87, DANVILLE, KY. 40423-0087  
TELEPHONE ... (859) 236-4561

SCHEDULE 1  
TWELVE MONTH ACTUAL LINE LOSS  
FOR FUEL ADJUSTMENT CHARGE COMPUTATION

August-07

	(A)	(B)	(C)	(D)
	KWH	KWH	OFFICE	KWH
	PURCHASE	SOLD	USE	LOSSES
PREVIOUS TWELVE MONTH TOTAL	477,993,426	452,668,204	655,284	24,669,938
LESS: PRIOR YEAR-CURRENT MONTH TOTAL	41,578,692	37,014,554	48,586	4,515,552
PLUS: CURRENT YEAR-CURRENT MONTH TOTAL	38,705,807	36,871,070	51,514	1,783,223
MOST RECENT TWELVE MONTH TOTAL	475,120,541	452,524,720	658,212	21,937,609
D/A=° LOSS:		4.62°		

INTER-COUNTY ENERGY COOPERATIVE CORPORATION  
POWER SUPPLIER: EAST KENTUCKY POWER COOPERATIVE

<u>DESCRIPTION OF ENERGY (KWH):</u> <u>MONT</u>		<u>Aug-07</u>	<u>PURCHASED POWER</u> <u>MONTH OF:</u>		<u>Sep-07</u>
1	TOTAL PURCHASES	45,826,889	13	FUEL ADJUSTMENT CHARGE (CREDIT)	
2	SALES (ULTIMATE CONSUMER)	42,504,262	A.	BILLED BY SUPPLIER	\$295,039.00
3	COMPANY USE	68,904	B.	(OVER) UNDER RECOVERY (L12)	(\$33,744.15)
4	TOTAL SALES (L2+L3)	42,573,166	C.	UNRECOVERABLE-SCHEDULE 2	
5	LINE LOSS & UNACCOUNTED FOR (L1 - L4)	3,253,723	D.	RECOVERABLE FUEL COST (L13 A+B-C)	\$261,294.85
			14	NUMBER OF KWH PURCHASED	33,786,093
			15	SUPPLIER'S FAC: \$/KWH (L13A/L14)	\$0.00873
<u>(OVER) UNDER RECOVERY:</u> <u>MONT</u>		<u>Aug-07</u>	<u>LINE LOSS</u>		
6	LAST FAC RATE BILLED TO CONSUMERS	\$0.00576	16	LAST 12 MONTHS ACTUAL (%)	5.09%
7	GROSS KWH BILLED AT THE RATE ON L6	42,637,408	17	LAST MONTH USED TO COMPUTE L16	Aug-07
8	ADJUSTMENTS TO BILLING (KWH)	(64,242)	18	LINE LOSS FOR MONTH ON L17 (%) (L5/L1)	7.10%
9	NET KWH BILLED AT THE RATE ON L6 (L7+L8)	42,573,166	<u>CALCULATION OF FAC BILLED CONSUMERS</u>		
10	FUEL CHARGE (CREDIT) USED TO COMPUTE L16	\$211,477.29	19	SALES AS A PERCENT OF PURCHASES (100% LESS PERCENTAGE ON L16)	94.91%
11	FAC REVENUE (REFUND) RESULTING FROM L10 (NET OF BILL ADJUSTMENT)	\$245,221.44	20	RECOVERY RATES PER KWH (L13D/L14)	\$0.00773
12	TOTAL (OVER) OR UNDER RECOVERY (L10 -L11)	(\$33,744.15)	21	FAC DOLLARS PER KWH (L20/L19)	\$0.00814
			22	FAC CENTS PER KWH (L21*100)	0.81400

LINE 22 REFLECTS A FUEL ADJUSTMENT CHARGE (CREDIT) OF \$0.00814

PER KWH TO BE APPLIED TO BILLS RENDERED ON AND AFTER \_\_\_\_\_

ISSUED ON \_\_\_\_\_

ISSUED BY \_\_\_\_\_

TITLE... VICE PRESIDENT CUSTOMER SERVICES  
ADDRESS... P.O. BOX 87, DANVILLE, KY 40423-0087  
TELEPHONE... (859) 236-4561

SCHEDULE 1  
TWELVE MONTH ACTUAL LINE LOSS  
FOR FUEL ADJUSTMENT CHARGE COMPUTATION

September-07

	(A)	(B)	(C)	(D)
	KWH	KWH	OFFICE	KWH
	PURCHASEE	SOLD	USE	LOSSES
PREVIOUS TWELVE MONTH TOTAL	475,120,541	452,524,720	658,212	21,937,609
LESS: PRIOR YEAR-CURRENT MONTH TOTAL	41,799,171	40,938,921	64,302	795,948
PLUS: CURRENT YEAR-CURRENT MONTH TOTAL	45,826,889	42,504,262	68,904	3,253,723
MOST RECENT TWELVE MONTH TOTAL	479,148,259	454,090,061	662,814	24,395,384

D/A = % LOSS: 5.09%



INTER-COUNTY ENERGY COOPERATIVE CORPORATION  
POWER SUPPLIER: EAST KENTUCKY POWER COOPERATIVE

<u>DESCRIPTION OF ENERGY (KWH):</u>	<u>MONI</u>	<u>Sep-07</u>
1 TOTAL PURCHASES		33,786,093
2 SALES (ULTIMATE CONSUMER)		33,925,849
3 COMPANY USE		65,306
4 TOTAL SALES (L2+L3)		33,991,155
5 LINE LOSS & UNACCOUNTED FOR (L1 - L4)		(205,062)

<u>(OVER) UNDER RECOVERY:</u>	<u>MON</u>	<u>Sep-07</u>
6 LAST FAC RATE BILLED TO CONSUMERS		(\$0.00024)
7 GROSS KWH BILLED AT THE RATE ON L6		34,012,121
8 ADJUSTMENTS TO BILLING (KWH)		(20,966)
9 NET KWH BILLED AT THE RATE ON L6 (L7+I)		33,991,155
10 FUEL CHARGE (CREDIT) USED TO COMPUTE		(\$10,615.30)
11 FAC REVENUE (REFUND) RESULTING FROM (NET OF BILL ADJUSTMENT)		(\$8,157.88)
12 TOTAL (OVER) OR UNDER RECOVERY (L10 -I)		(\$2,457.42)

<u>PURCHASED POWER</u>	<u>MONTH OF:</u>	<u>Oct-07</u>
13 FUEL ADJUSTMENT CHARGE (CREDIT)		
A. BILLED BY SUPPLIER		\$104,170.00
B. (OVER) UNDER RECOVERY (L12)		(\$2,457.42)
C. UNRECOVERABLE-SCHEDULE 2		
D. RECOVERABLE FUEL COST (L13 A+B-C)		\$101,712.58
14 NUMBER OF KWH PURCHASED		31,006,049
15 SUPPLIER'S FAC: S/KWH (L13A/L14)		\$0.00336

LINE LOSS

16 LAST 12 MONTHS ACTUAL (%)	5.52%
17 LAST MONTH USED TO COMPUTE L16	Sep-07
18 LINE LOSS FOR MONTH ON L17 (%) (L5/L1)	-0.61%

CALCULATION OF FAC BILLED CONSUMERS

19 SALES AS A PERCENT OF PURCHASES (100% LESS PERCENTAGE ON L16)	94.48%
20 RECOVERY RATE S PER KWH (L13D/L14)	\$0.00328
21 FAC DOLLARS PER KWH (L20/L19)	\$0.00347
22 FAC CENTS PER KWH (L21*100)	0.34700

LINE 22 REFLECTS A FUEL ADJUSTMENT CHARGE (CREDIT) \$0.00347

PER KWH TO BE APPLIED TO BILLS RENDERED ON AND AT \_\_\_\_\_

ISSUED ON \_\_\_\_\_

ISSUED BY \_\_\_\_\_

TITLE... VICE PRESIDENT CUSTOMER SERVICES  
ADDRESS... P.O. BOX 87, DANVILLE, KY. 40423-0087  
TELEPHONE... (859) 236-4561

SCHEDULE 1

TWELVE MONTH ACTUAL LINE LOSS  
FOR FUEL ADJUSTMENT CHARGE COMPUTATION

October-07

	(A)	(B)	(C)	(D)
	KWH	KWH	OFFICE	KWH
	PURCHASED	SOLD	USE	LOSSES
PREVIOUS TWELVE MONTH TOTAL	479,148,259	454,090,061	662,814	24,395,384
LESS: PRIOR YEAR-CURRENT MONTH TOTAL	28,719,396	31,212,350	45,952	(2,538,906)
PLUS: CURRENT YEAR-CURRENT MONTH TOTAL	33,786,093	33,925,849	65,306	(205,062)
MOST RECENT TWELVE MONTH TOTAL	484,214,956	456,803,560	682,168	26,729,228

D/A=% LOSS: 5.52%

INTER-COUNTY ENERGY COOPERATIVE CORPORATION  
POWER SUPPLIER: EAST KENTUCKY POWER COOPERATIVE

<u>DESCRIPTION OF ENERGY (KWH):</u>	<u>MONT:</u>	<u>Oct-07</u>	<u>PURCHASED POWER</u>	<u>MONTH OF:</u>	<u>Nov-07</u>
1 TOTAL PURCHASES		31,006,049	13 FUEL ADJUSTMENT CHARGE (CREDIT)		
2 SALES (ULTIMATE CONSUMER)		30,245,250	A. BILLED BY SUPPLIER		\$47,784.00
3 COMPANY USE		60,647	B. (OVER) UNDER RECOVERY (L12)		\$14,604.85
4 TOTAL SALES (L2+L3)		30,305,897	C. UNRECOVERABLE SCHEDULE 2		
5 LINE LOSS & UNACCOUNTED FOR (L1 - L4)		700,152	D. RECOVERABLE FUEL COST (L13 A+B-C)		\$62,388.85
			14 NUMBER OF KWH PURCHASED		37,648,471
			15 SUPPLIER'S FAC: \$/KWH (L13A/L14)		\$0.00127
<u>(OVER) UNDER RECOVERY:</u>	<u>MONT:</u>	<u>Oct-07</u>	<u>LINE LOSS</u>		
6 LAST FAC RATE BILLED TO CONSUMERS		\$0.00814	16 LAST 12 MONTHS ACTUAL (%)		4.62%
7 GROSS KWH BILLED AT THE RATE ON L6		30,368,691	17 LAST MONTH USED TO COMPUTE L16		Oct-07
8 ADJUSTMENTS TO BILLING (KWH)		(62,794)	18 LINE LOSS FOR MONTH ON L17 (%) (L5/L1)		2.26%
9 NET KWH BILLED AT THE RATE ON L6 (L7+L8)		30,305,897			
10 FUEL CHARGE (CREDIT) USED TO COMPUTE L11		\$261,294.85			
11 FAC REVENUE (REFUND) RESULTING FROM L10 (NET OF BILL ADJUSTMENT)		\$246,690.00			
12 TOTAL (OVER) OR UNDER RECOVERY (L10 - L12)		\$14,604.85	<u>CALCULATION OF FAC BILLED CONSUMERS</u>		
			19 SALES AS A PERCENT OF PURCHASES		95.38%
			(100% LESS PERCENTAGE ON L16)		
			20 RECOVERY RATES PER KWH (L13D/L14)		\$0.00166
			21 FAC DOLLARS PER KWH (L20/L19)		\$0.00174
			22 FAC CENTS PER KWH (L21*100)		0.17400

LINE 22 REFLECTS A FUEL ADJUSTMENT CHARGE (CREDIT) OF \$0.00174

PER KWH TO BE APPLIED TO BILLS RENDERED ON AND AFTER \_\_\_\_\_

ISSUED ON \_\_\_\_\_

ISSUED BY \_\_\_\_\_

TITLE...VICE PRESIDENT CUSTOMER SERVICES  
ADDRESS...P.O. BOX 87, DANVILLE, KY. 40423-0087  
TELEPHONE...(859) 236-4561

SCHEDULE 1

TWELVE MONTH ACTUAL LINE LOSS  
FOR FUEL ADJUSTMENT CHARGE COMPUTATION

November-07

	(A)	(B)	(C)	(D)
	KWH	KWH	OFFICE	KWH
	PURCHASES	SOLD	USE	LOSSES
PREVIOUS TWELVE MONTH TOTAL	484,214,956	456,803,560	682,168	26,729,228
LESS: PRIOR YEAR-CURRENT MONTH TOTAL	34,240,153	28,984,597	47,005	5,208,551
PLUS: CURRENT YEAR-CURRENT MONTH TOTAL	31,006,049	30,245,250	60,647	700,152
MOST RECENT TWELVE MONTH TOTAL	480,980,852	458,064,213	695,810	22,220,829
D/A=% LOSS:		4.62%		

INTER-COUNTY ENERGY COOPERATIVE CORPORATION  
POWER SUPPLIER: EAST KENTUCKY POWER COOPERATIVE

<u>DESCRIPTION OF ENERGY (KWH):</u>	<u>MON</u>	<u>Nov-07</u>
1 TOTAL PURCHASES		37,648,471
2 SALES (ULTIMATE CONSUMER)		32,850,550
3 COMPANY USE		33,789
4 TOTAL SALES (L2+L3)		32,884,339
5 LINE LOSS & UNACCOUNTED FOR (L1 - L4)		4,764,132

<u>(OVER) UNDER RECOVERY:</u>	<u>MON</u>	<u>Nov-07</u>
6 LAST FAC RATE BILLED TO CONSUMERS		\$0.00347
7 GROSS KWH BILLED AT THE RATE ON L6		32,978,672
8 ADJUSTMENTS TO BILLING (KWH)		(94,333)
9 NET KWH BILLED AT THE RATE ON L6 (L7+I)		32,884,339
10 FUEL CHARGE (CREDIT) USED TO COMPUTE		\$101,712.58
11 FAC REVENUE (REFUND) RESULTING FROM (NET OF BILL ADJUSTMENT)		\$114,108.66
12 TOTAL (OVER) OR UNDER RECOVERY (L10 -I)		(\$12,396.08)

<u>PURCHASED POWER</u>	<u>MONTH OF:</u>	<u>Dec-07</u>
13 FUEL ADJUSTMENT CHARGE (CREDIT)		
A. BILLED BY SUPPLIER		\$43,807.00
B. (OVER) UNDER RECOVERY (L12)		(\$12,396.08)
C. UNRECOVERABLE-SCHEDULE 2		
D. RECOVERABLE FUEL COST (L13 A+B-C)		\$31,410.92
14 NUMBER OF KWH PURCHASED		46,697,426
15 SUPPLIER'S FAC: S/KWH (L13A/L14)		\$0.00094

LINE LOSS

16 LAST 12 MONTHS ACTUAL (%)		5.25%
17 LAST MONTH USED TO COMPUTE L16		Nov-07
18 LINE LOSS FOR MONTH ON L17 (%) (L5/L1)		12.65%

CALCULATION OF FAC BILLED CONSUMERS

19 SALES AS A PERCENT OF PURCHASES (100% LESS PERCENTAGE ON L16)		94.75%
20 RECOVERY RATE S PER KWH (L13D/L14)		\$0.00067
21 FAC DOLLARS PER KWH (L20/L19)		\$0.00071
22 FAC CENTS PER KWH (L21*100)		0.07100

LINE 22 REFLECTS A FUEL ADJUSTMENT CHARGE (CREDIT) \$0.00071

PER KWH TO BE APPLIED TO BILLS RENDERED ON AND AFTER \_\_\_\_\_

ISSUED ON \_\_\_\_\_

ISSUED BY \_\_\_\_\_

TITLE ...VICE PRESIDENT CUSTOMER SERVICES  
ADDRESS ...P.O. BOX 87, DANVILLE, KY. 40423-0087  
TELEPHONE ... (859) 236-4561

SCHEDULE 1

TWELVE MONTH ACTUAL LINE LOSS  
FOR FUEL ADJUSTMENT CHARGE COMPUTATION

December-07

	(A)	(B)	(C)	(D)
	KWH	KWH	OFFICE	KWH
	PURCHASED	SOLD	USE	LOSSES
PREVIOUS TWELVE MONTH TOTAL	480,980,852	458,064,213	695,810	22,220,829
LESS: PRIOR YEAR-CURRENT MONTH TOTAL	38,326,853	36,490,870	60,280	1,775,703
PLUS: CURRENT YEAR-CURRENT MONTH TOTAL	37,648,471	32,850,550	33,789	4,764,132
MOST RECENT TWELVE MONTH TOTAL	480,302,470	454,423,893	669,319	25,209,258

D/A=% LOSS: 5.25%

INTER-COUNTY ENERGY COOPERATIVE CORPORATION  
POWER SUPPLIER: EAST KENTUCKY POWER COOPERATIVE

<u>DESCRIPTION OF ENERGY (KWH):</u>	<u>MON</u>	<u>Dec-07</u>	<u>PURCHASED POWER</u>	<u>MONTH OF:</u>	<u>Jan-08</u>
1 TOTAL PURCHASES		46,697,426	13 FUEL ADJUSTMENT CHARGE (CREDIT)		
2 SALES (ULTIMATE CONSUMER)		41,935,926	A. BILLED BY SUPPLIER		\$343,916.00
3 COMPANY USE		53,992	B. (OVER) UNDER RECOVERY (L12)		(\$10,673.61)
4 TOTAL SALES (L2+L3)		41,989,918	C. UNRECOVERABLE-SCHEDULE 2		
5 LINE LOSS & UNACCOUNTED FOR (L1 - L4)		4,707,508	D. RECOVERABLE FUEL COST (L13 A+B-C)		\$333,242.39
			14 NUMBER OF KWH PURCHASED		57,425,222
			15 SUPPLIER'S FAC: \$/KWH (L13A/L14)		\$0.00599
<u>(OVER) UNDER RECOVERY:</u>	<u>MO</u>	<u>Dec-07</u>	<u>LINE LOSS</u>		
6 LAST FAC RATE BILLED TO CONSUMERS		\$0.00174	16 LAST 12 MONTHS ACTUAL (%)		5.45%
7 GROSS KWH BILLED AT THE RATE ON L6		42,107,713	17 LAST MONTH USED TO COMPUTE L16		Dec-07
8 ADJUSTMENTS TO BILLING (KWH)		(117,795)	18 LINE LOSS FOR MONTH ON L17 (%) (L5/L1)		10.08%
9 NET KWH BILLED AT THE RATE ON L6 (L7		41,989,918			
10 FUEL CHARGE (CREDIT) USED TO COMPUTE		\$62,388.85			
11 FAC REVENUE (REFUND) RESULTING FROM		\$73,062.46			
(NET OF BILL ADJUSTMENT)					
12 TOTAL (OVER) OR UNDER RECOVERY (L10		(\$10,673.61)	<u>CALCULATION OF FAC BILLED CONSUMERS</u>		
			19 SALES AS A PERCENT OF PURCHASES		94.55%
			(100% LESS PERCENTAGE ON L16)		
			20 RECOVERY RATE \$ PER KWH (L13D/L14)		\$0.00580
			21 FAC DOLLARS PER KWH (L20/L19)		\$0.00613
			22 FAC CENTS PER KWH (L21*100)		0.61300

LINE 22 REFLECTS A FUEL ADJUSTMENT CHARGE (CREDIT) \$0.00613

PER KWH TO BE APPLIED TO BILLS RENDERED ON AND \_\_\_\_\_

ISSUED ON \_\_\_\_\_

ISSUED BY \_\_\_\_\_

TITLE... VICE PRESIDENT CUSTOMER SERVICES  
ADDRESS... P.O. BOX 87, DANVILLE, KY. 40423-0087  
TELEPHONE... (859) 236-4561

SCHEDULE 1

TWELVE MONTH ACTUAL LINE LOSS  
FOR FUEL ADJUSTMENT CHARGE COMPUTATION

January-08

	(A)	(B)	(C)	(D)
	KWH	KWH	OFFICE	KWH
	PURCHASED	SOLD	USE	LOSSES
PREVIOUS TWELVE MONTH TOTAL	480,302,470	454,423,893	669,319	25,209,258
LESS: PRIOR YEAR-CURRENT MONTH TOTAL	46,538,060	42,733,007	52,064	3,752,989
PLUS: CURRENT YEAR-CURRENT MONTH TOTAL	46,697,426	41,935,926	53,992	4,707,508
MOST RECENT TWELVE MONTH TOTAL	480,461,836	453,626,812	671,247	26,163,777
D/A=% LOSS:		5.45%		

INTER-COUNTY ENERGY COOPERATIVE CORPORATION  
POWER SUPPLIER: EAST KENTUCKY POWER COOPERATIVE

<u>DESCRIPTION OF ENERGY (KWH):</u> <u>MONTH:</u>	<u>Jan-08</u>	<u>PURCHASED POWER</u> <u>MONTH OF:</u>	<u>Feb-08</u>
1 TOTAL PURCHASES	57,425,222	13 FUEL ADJUSTMENT CHARGE (CREDIT)	
2 SALES (ULTIMATE CONSUMER)	49,598,052	A. BILLED BY SUPPLIER	\$341,195.00
3 COMPANY USE	55,608	B. (OVER) UNDER RECOVERY (L12)	(\$3,843.18)
4 TOTAL SALES (L2+L3)	49,653,660	C. UNRECOVERABLE SCHEDULE 2	
5 LINE LOSS & UNACCOUNTED FOR (L1 - L4)	7,771,562	D. RECOVERABLE FUEL COST (L13 A+B-C)	\$337,351.82
		14 NUMBER OF KWH PURCHASED	49,963,674
<u>#NAME?</u>	<u>Jan-08</u>	15 SUPPLIER'S FAC: \$/KWH (L13A/L14)	\$0.00683
6 LAST FAC RATE BILLED TO CONSUMERS	\$0.00071		
7 GROSS KWH BILLED AT THE RATE ON L6	49,902,633	<u>LINE LOSS</u>	
8 ADJUSTMENTS TO BILLING (KWH)	(248,973)	16 LAST 12 MONTHS ACTUAL (%)	5.35%
9 NET KWH BILLED AT THE RATE ON L6 (L7+L8)	49,653,660	17 LAST MONTH USED TO COMPUTE L16	Jan-08
10 FUEL CHARGE (CREDIT) USED TO COMPUTE	\$31,410.92	18 LINE LOSS FOR MONTH ON L17 (%) (L5/L1)	13.53%
11 FAC REVENUE (REFUND) RESULTING FROM 10 (NET OF BILL ADJUSTMENT)	\$35,254.10		
12 TOTAL (OVER) OR UNDER RECOVERY (L10 -L11)	(\$3,843.18)	<u>CALCULATION OF FAC BILLED CONSUMERS</u>	
		19 SALES AS A PERCENT OF PURCHASES (100% LESS PERCENTAGE ON L16)	94.65%
		20 RECOVERY RATE \$ PER KWH (L13D/L14)	\$0.00675
		21 FAC DOLLARS PER KWH (L20/L19)	\$0.00713
		22 FAC CENTS PER KWH (L21*100)	0.71300

LINE 22 REFLECTS A FUEL ADJUSTMENT CHARGE (CREDIT) OF \$0.00713

PER KWH TO BE APPLIED TO BILLS RENDERED ON AND AFTER \_\_\_\_\_

ISSUED ON \_\_\_\_\_

ISSUED BY \_\_\_\_\_

TITLE... VICE PRESIDENT CUSTOMER SERVICES  
ADDRESS... P.O. BOX 87, DANVILLE, KY. 40423-0087  
TELEPHONE... (859) 236-4561

SCHEDULE 1  
TWELVE MONTH ACTUAL LINE LOSS  
FOR FUEL ADJUSTMENT CHARGE COMPUTATION

February-08

	(A)	(B)	(C)	(D)
	KWH	KWH	OFFICE	KWH
	PURCHASE	SOLD	USE	LOSSES
PREVIOUS TWELVE MONTH TOTAL	480,461,836	453,626,812	671,247	26,163,777
LESS: PRIOR YEAR-CURRENT MONTH TOTAL	51,499,127	43,496,425	68,614	7,934,088
PLUS: CURRENT YEAR-CURRENT MONTH TOTAL	57,425,222	49,598,052	55,608	7,771,562
MOST RECENT TWELVE MONTH TOTAL	486,387,931	459,728,439	658,241	26,001,251

D/A = % LOSS: 5.35%

INTER-COUNTY ENERGY COOPERATIVE CORPORATION  
POWER SUPPLIER: EAST KENTUCKY POWER COOPERATIVE

<u>DESCRIPTION OF ENERGY (KWH):</u> MONT	<u>Feb-08</u>	<u>PURCHASED POWER</u> MONTH OF:	<u>Mar-08</u>
1 TOTAL PURCHASES	49,963,674	13 FUEL ADJUSTMENT CHARGE (CREDIT)	
2 SALES (ULTIMATE CONSUMER)	51,368,614	A. BILLED BY SUPPLIER	\$235,147.00
3 COMPANY USE	58,539	B. (OVER) UNDER RECOVERY (L12)	\$17,993.94
4 TOTAL SALES (L2+L3)	51,427,153	C. UNRECOVERABLE-SCHEDULE 2	
5 LINE LOSS & UNACCOUNTED FOR (L1 - L4)	(1,463,479)	D. RECOVERABLE FUEL COST (L13 A+B-C)	\$253,140.94
		14 NUMBER OF KWH PURCHASED	42,878,765
		15 SUPPLIER'S FAC: \$/KWH (L13A/L14)	\$0.00548
		<b>LINE LOSS</b>	
		16 LAST 12 MONTHS ACTUAL (%)	5.41%
		17 LAST MONTH USED TO COMPUTE L16	Feb-08
		18 LINE LOSS FOR MONTH ON L17 (%) (L5/L1)	-2.93%
		<b>CALCULATION OF FAC BILLED CONSUMERS</b>	
		19 SALES AS A PERCENT OF PURCHASES	94.59%
		(100% LESS PERCENTAGE ON L16)	
		20 RECOVERY RATES PER KWH (L13D/L14)	\$0.00590
		21 FAC DOLLARS PER KWH (L20/L19)	\$0.00624
		22 FAC CENTS PER KWH (L21*100)	0.62400

LINE 22 REFLECTS A FUEL ADJUSTMENT CHARGE (CREDIT) OF \$0.00624

PER KWH TO BE APPLIED TO BILLS RENDERED ON AND AFTER \_\_\_\_\_

ISSUED ON \_\_\_\_\_

ISSUED BY \_\_\_\_\_

TITLE... VICE PRESIDENT CUSTOMER SERVICES  
ADDRESS... P.O. BOX 87, DANVILLE, KY. 40423-0087  
TELEPHONE... (859) 236-4561

SCHEDULE 1  
TWELVE MONTH ACTUAL LINE LOSS  
FOR FUEL ADJUSTMENT CHARGE COMPUTATION

March-08

	(A)	(B)	(C)	(D)
	KWH	KWH	OFFICE	KWH
	PURCHASED	SOLD	USE	LOSSES
PREVIOUS TWELVE MONTH TOTAL	486,387,931	459,728,439	658,241	26,001,251
LESS: PRIOR YEAR-CURRENT MONTH TOTAL	55,573,408	56,990,429	51,584	(1,468,605)
PLUS: CURRENT YEAR-CURRENT MONTH TOTAL	49,963,674	51,368,614	58,539	(1,463,479)
MOST RECENT TWELVE MONTH TOTAL	480,778,197	454,106,624	665,196	26,006,377

D/A = % LOSS: 5.41%

INTER-COUNTY ENERGY COOPERATIVE CORPORATION  
POWER SUPPLIER: EAST KENTUCKY POWER COOPERATIVE

<u>DESCRIPTION OF ENERGY (KWH):</u>	<u>MONT</u>	<u>Mar-08</u>	<u>PURCHASED POWER</u>	<u>MONTH OF:</u>	<u>Apr-08</u>
1 TOTAL PURCHASES		42,878,765	13 FUEL ADJUSTMENT CHARGE (CREDIT)		
2 SALES (ULTIMATE CONSUMER)		44,451,202	A. BILLED BY SUPPLIER		\$287,363.00
3 COMPANY USE		75,482	B. (OVER) UNDER RECOVERY (L12)		\$19,876.56
4 TOTAL SALES (L2+L3)		44,526,684	C. UNRECOVERABLE-SCHEDULE 2		
5 LINE LOSS & UNACCOUNTED FOR (L1 - L4)		(1,647,919)	D. RECOVERABLE FUEL COST (L13 A+B-C)		\$307,239.56
			14 NUMBER OF KWH PURCHASED		31,511,638
			15 SUPPLIER'S FAC: \$/KWH (L13A/L14)		\$0.00912
<u>(OVER) UNDER RECOVERY: MONTH</u>		<u>Mar-08</u>	<u>LINE LOSS</u>		
6 LAST FAC RATE BILLED TO CONSUMERS		\$0.00713	16 LAST 12 MONTHS ACTUAL (%)		5.81%
7 GROSS KWH BILLED AT THE RATE ON L6		44,697,522	17 LAST MONTH USED TO COMPUTE L16		Mar-08
8 ADJUSTMENTS TO BILLING (KWH)		(170,838)	18 LINE LOSS FOR MONTH ON L17 (%) (L5/L1)		-3.84%
9 NET KWH BILLED AT THE RATE ON L6 (L7+1)		44,526,684			
10 FUEL CHARGE (CREDIT) USED TO COMPUTE		\$337,351.82	<u>CALCULATION OF FAC BILLED CONSUMERS</u>		
11 FAC REVENUE (REFUND) RESULTING FROM		\$317,475.26	19 SALES AS A PERCENT OF PURCHASES		94.19%
(NET OF BILL ADJUSTMENT)			(100% LESS PERCENTAGE ON L16)		
12 TOTAL (OVER) OR UNDER RECOVERY (L10 -1		\$19,876.56	20 RECOVERY RATE \$ PER KWH (L13D/L14)		\$0.00975
			21 FAC DOLLARS PER KWH (L20/L19)		\$0.01035
			22 FAC CENTS PER KWH (L21*100)		1.03500

LINE 22 REFLECTS A FUEL ADJUSTMENT CHARGE (CREDIT) \$0.01035

PER KWH TO BE APPLIED TO BILLS RENDERED ON AND AT \_\_\_\_\_

ISSUED ON \_\_\_\_\_

ISSUED BY \_\_\_\_\_

TITLE... VICE PRESIDENT CUSTOMER SERVICES  
ADDRESS... P.O. BOX 87, DANVILLE, KY. 40423-0087  
TELEPHONE... (859) 236-4561

SCHEDULE 1  
TWELVE MONTH ACTUAL LINE LOSS  
FOR FUEL ADJUSTMENT CHARGE COMPUTATION

April-08

	(A)	(B)	(C)	(D)
	KWH	KWH	OFFICE	KWH
	PURCHASED	SOLD	USE	LOSSES
PREVIOUS TWELVE MONTH TOTAL	480,778,197	454,106,624	665,196	26,006,377
LESS: PRIOR YEAR-CURRENT MONTH TOTAL	37,366,312	41,216,648	58,311	(3,908,647)
PLUS: CURRENT YEAR-CURRENT MONTH TOTAL	42,878,765	44,451,202	75,482	(1,647,919)
MOST RECENT TWELVE MONTH TOTAL	486,290,650	457,341,178	682,367	28,267,105
D/A=% LOSS:	5.81%			

INTER-COUNTY ENERGY COOPERATIVE CORPORATION  
POWER SUPPLIER: EAST KENTUCKY POWER COOPERATIVE

<u>DESCRIPTION OF ENERGY (KWH):</u>	<u>MONTH</u>	<u>Apr-08</u>
1 TOTAL PURCHASES		31,511,638
2 SALES (ULTIMATE CONSUMER)		32,499,188
3 COMPANY USE		50,796
4 TOTAL SALES (L2+L3)		32,549,984
5 LINE LOSS & UNACCOUNTED FOR (L1 - L4)		(1,038,346)
<u>(OVER) UNDER RECOVERY: MONTH</u>	<u>Apr-08</u>	
6 LAST FAC RATE BILLED TO CONSUMERS		\$0.00624
7 GROSS KWH BILLED AT THE RATE ON L6		32,657,679
8 ADJUSTMENTS TO BILLING (KWH)		(107,695)
9 NET KWH BILLED AT THE RATE ON L6 (L7+I)		32,549,984
10 FUEL CHARGE (CREDIT) USED TO COMPUTE		\$253,140.94
11 FAC REVENUE (REFUND) RESULTING FROM		\$203,111.90
(NET OF BILL ADJUSTMENT)		
12 TOTAL (OVER) OR UNDER RECOVERY (L10 -I		\$50,029.04

<u>PURCHASED POWER</u>	<u>MONTH OF:</u>	<u>May-08</u>
13 FUEL ADJUSTMENT CHARGE (CREDIT)		
A. BILLED BY SUPPLIER		\$226,978.00
B. (OVER) UNDER RECOVERY (L12)		\$50,029.04
C. UNRECOVERABLE-SCHEDULE 2		
D. RECOVERABLE FUEL COST (L13 A+B-C		\$277,007.04
14 NUMBER OF KWH PURCHASED		28,369,989
15 SUPPLIER'S FAC: \$/KWH (L13A/L14)		\$0.00800

<u>LINE LOSS</u>	
16 LAST 12 MONTHS ACTUAL (%)	5.43%
17 LAST MONTH USED TO COMPUTE L16	Apr-08
18 LINE LOSS FOR MONTH ON L17 (%) (L5/L1)	-3.30%

<u>CALCULATION OF FAC BILLED CONSUMERS</u>	
19 SALES AS A PERCENT OF PURCHASES	94.57%
(100% LESS PERCENTAGE ON L16)	
20 RECOVERY RATE \$ PER KWH (L13D/L14)	\$0.00976
21 FAC DOLLARS PER KWH (L20/L19)	\$0.01032
22 FAC CENTS PER KWH (L21*100)	1.03200

LINE 22 REFLECTS A FUEL ADJUSTMENT CHARGE (CREDIT) \$0.01032

PER KWH TO BE APPLIED TO BILLS RENDERED ON AND AT \_\_\_\_\_

ISSUED ON \_\_\_\_\_

ISSUED BY \_\_\_\_\_

TITLE... VICE PRESIDENT CUSTOMER SERVICES  
ADDRESS... P.O. BOX 87, DANVILLE, KY. 40423-0087  
TELEPHONE... (859) 236-4561

SCHEDULE 1  
TWELVE MONTH ACTUAL LINE LOSS  
FOR FUEL ADJUSTMENT CHARGE COMPUTATION

May-08

	(A)	(B)	(C)	(D)
	KWH	KWH	OFFICE	KWH
	PURCHASED	SOLD	USE	LOSSES
PREVIOUS TWELVE MONTH TOTAL	486,290,650	457,341,178	682,367	28,267,105
LESS: PRIOR YEAR-CURRENT MONTH TOTAL	34,508,521	33,479,374	32,024	997,123
PLUS: CURRENT YEAR-CURRENT MONTH TOTAL	31,511,638	32,499,188	50,796	(1,038,346)
MOST RECENT TWELVE MONTH TOTAL	483,293,767	456,360,992	701,139	26,231,636

D/A=% LOSS: 5.43%



INTER-COUNTY ENERGY COOPERATIVE CORPORATION  
POWER SUPPLIER: EAST KENTUCKY POWER COOPERATIVE

<u>DESCRIPTION OF ENERGY (KWH):</u>	<u>MONI</u>	<u>May-08</u>	<u>PURCHASED POWER</u>	<u>MONTH OF:</u>	<u>Jun-08</u>
1 TOTAL PURCHASES		28,369,989	13 FUEL ADJUSTMENT CHARGE (CREDIT)		
2 SALES (ULTIMATE CONSUMER)		27,493,754	A. BILLED BY SUPPLIER		\$184,362.00
3 COMPANY USE		60,287	B. (OVER) UNDER RECOVERY (L12)		\$22,055.24
4 TOTAL SALES (L2+L3)		27,554,041	C. UNRECOVERABLE-SCHEDULE 2		
5 LINE LOSS & UNACCOUNTED FOR (L1 - L4)		815,948	D. RECOVERABLE FUEL COST (L13 A+B-C)		\$206,417.24
			14 NUMBER OF KWH PURCHASED		36,667,233
			15 SUPPLIER'S FAC: \$/KWH (L13A/L14)		\$0.00503
			<u>LINE LOSS</u>		
			16 LAST 12 MONTHS ACTUAL (%)		4.70%
			17 LAST MONTH USED TO COMPUTE L16		May-08
			18 LINE LOSS FOR MONTH ON L17 (%) (L5/L17)		2.88%
			<u>CALCULATION OF FAC BILLED CONSUMERS</u>		
			19 SALES AS A PERCENT OF PURCHASES (100% LESS PERCENTAGE ON L16)		95.30%
			20 RECOVERY RATE \$ PER KWH (L13D/L14)		\$0.00563
			21 FAC DOLLARS PER KWH (L20/L19)		\$0.00591
			22 FAC CENTS PER KWH (L21*100)		0.59100

LINE 22 REFLECTS A FUEL ADJUSTMENT CHARGE (CREDIT) \$0.00591

PER KWH TO BE APPLIED TO BILLS RENDERED ON AND AT \_\_\_\_\_

ISSUED ON \_\_\_\_\_

ISSUED BY \_\_\_\_\_

TITLE... VICE PRESIDENT CUSTOMER SERVICES  
ADDRESS... P.O. BOX 87, DANVILLE, KY. 40423-0087  
TELEPHONE... (859) 236-4561

SCHEDULE 1  
TWELVE MONTH ACTUAL LINE LOSS  
FOR FUEL ADJUSTMENT CHARGE COMPUTATION

June-08

	(A)	(B)	(C)	(D)
	KWH	KWH	OFFICE	KWH
	PURCHASE	SOLD	USE	LOSSES
PREVIOUS TWELVE MONTH TOTAL	483,293,767	456,360,992	701,139	26,231,636
LESS: PRIOR YEAR-CURRENT MONTH TOTAL	31,757,938	27,193,188	63,413	4,501,337
PLUS: CURRENT YEAR-CURRENT MONTH TOTAL	28,369,989	27,493,754	60,287	815,948
MOST RECENT TWELVE MONTH TOTAL	479,905,818	456,661,558	698,013	22,546,247
D/A=% LOSS:		4.70%		

INTER-COUNTY ENERGY COOPERATIVE CORPORATION  
POWER SUPPLIER: EAST KENTUCKY POWER COOPERATIVE

<u>DESCRIPTION OF ENERGY (KWH):</u>	<u>MONI</u>	<u>Jun-08</u>
1 TOTAL PURCHASES		36,667,233
2 SALES (ULTIMATE CONSUMER)		32,551,234
3 COMPANY USE		46,184
4 TOTAL SALES (L2+L3)		32,597,418
5 LINE LOSS & UNACCOUNTED FOR (L1 - L4)		4,069,815
<u>(OVER) UNDER RECOVERY: MONTH</u>		<u>Jun-08</u>
6 LAST FAC RATE BILLED TO CONSUMERS		\$0.01032
7 GROSS KWH BILLED AT THE RATE ON L6		32,654,535
8 ADJUSTMENTS TO BILLING (KWH)		(57,117)
9 NET KWH BILLED AT THE RATE ON L6 (L7+I		32,597,418
10 FUEL CHARGE (CREDIT) USED TO COMPUTE		\$277,007.04
11 FAC REVENUE (REFUND) RESULTING FROM		\$336,405.35
(NET OF BILL ADJUSTMENT)		
12 TOTAL (OVER) OR UNDER RECOVERY (L10 -I		(\$59,398.31)

<u>PURCHASED POWER</u>	<u>MONTH OF:</u>	<u>Jul-08</u>
13 FUEL ADJUSTMENT CHARGE (CREDIT)		
A. BILLED BY SUPPLIER		\$472,077.00
B. (OVER) UNDER RECOVERY (L12)		(\$59,398.31)
C. UNRECOVERABLE-SCHEDULE 2		
D. RECOVERABLE FUEL COST (L13 A+B-C		\$412,678.69
14 NUMBER OF KWH PURCHASED		39,176,445
15 SUPPLIER'S FAC: S/KWH (L13A/L14)		\$0.01205

<u>LINE LOSS</u>		
16 LAST 12 MONTHS ACTUAL (%)		4.89%
17 LAST MONTH USED TO COMPUTE L16		Jun-08
18 LINE LOSS FOR MONTH ON L17 (%) (L5/L		11.10%

<u>CALCULATION OF FAC BILLED CONSUMERS</u>		
19 SALES AS A PERCENT OF PURCHASES		95.11%
(100% LESS PERCENTAGE ON L16)		
20 RECOVERY RATE \$ PER KWH (L13D/L14)		\$0.01053
21 FAC DOLLARS PER KWH (L20/L19)		\$0.01107
22 FAC CENTS PER KWH (L21*100)		1.10700

LINE 22 REFLECTS A FUEL ADJUSTMENT CHARGE (CREDIT) \$0.01107

PER KWH TO BE APPLIED TO BILLS RENDERED ON AND AF \_\_\_\_\_

ISSUED ON \_\_\_\_\_

ISSUED BY \_\_\_\_\_  
TITLE... VICE PRESIDENT CUSTOMER SERVICES  
ADDRESS... P.O. BOX 87, DANVILLE, KY. 40423-0087  
TELEPHONE... (859) 236-4561

SCHEDULE 1  
TWELVE MONTH ACTUAL LINE LOSS  
FOR FUEL ADJUSTMENT CHARGE COMPUTATION

July-08

	(A)	(B)	(C)	(D)
	KWH	KWH	OFFICE	KWH
	PURCHASE	SOLD	USE	LOSSES
PREVIOUS TWELVE MONTH TOTAL	479,905,818	456,661,558	698,013	22,546,247
LESS: PRIOR YEAR-CURRENT MONTH TOTAL	36,085,795	32,917,841	63,149	3,104,805
PLUS: CURRENT YEAR-CURRENT MONTH TOTAL	36,667,233	32,551,234	46,184	4,069,815
MOST RECENT TWELVE MONTH TOTAL	480,487,256	456,294,951	681,048	23,511,257

D/A=% LOSS: 4.89%





INTER-COUNTY ENERGY COOPERATIVE CORPORATION  
POWER SUPPLIER: EAST KENTUCKY POWER COOPERATIVE

<u>DESCRIPTION OF ENERGY (KWH):</u>	<u>MONI</u>	<u>Sep-08</u>
1 TOTAL PURCHASES		33,437,568
2 SALES (ULTIMATE CONSUMER)		34,367,771
3 COMPANY USE:		49,741
4 TOTAL SALES (1.2+1.3)		34,417,512
5 LINE LOSS & UNACCOUNTED FOR (L1 - L4)		(979,944)

<u>(OVER) UNDER RECOVERY: MONTH</u>	<u>Sep-08</u>
6 LAST FAC RATE BILLED TO CONSUMERS	\$0.00605
7 GROSS KWH BILLED AT THE RATE ON L6	34,471,646
8 ADJUSTMENTS TO BILLING (KWH)	(54,134)
9 NET KWH BILLED AT THE RATE ON L6 (L7+1)	34,417,512
10 FUEL CHARGE (CREDIT) USED TO COMPUTE	\$221,329.14
11 FAC REVENUE (REFUND) RESULTING FROM (NET OF BILL ADJUSTMENT)	\$208,225.95
12 TOTAL (OVER) OR UNDER RECOVERY (L10 -1)	\$13,103.19

<u>PURCHASED POWER</u>	<u>MONTH OF:</u>	<u>Oct-08</u>
13 FUEL ADJUSTMENT CHARGE (CREDIT)		
A. BILLED BY SUPPLIER		\$457,881.00
B. (OVER) UNDER RECOVERY (L12)		\$13,103.19
C. UNRECOVERABLE-SCHEDULE 2		
D. RECOVERABLE FUEL COST (L13 A+B-C)		\$470,984.19
14 NUMBER OF KWH PURCHASED		31,688,407
15 SUPPLIER'S FAC: \$/KWH (L13A/L14)		\$0.01445

<u>LINE LOSS</u>		
16 LAST 12 MONTHS ACTUAL (%)		4.91%
17 LAST MONTH USED TO COMPUTE L16		Sep-08
18 LINE LOSS FOR MONTH ON L17 (%) (L5/L		-2.93%

<u>CALCULATION OF FAC BILLED CONSUMERS</u>		
19 SALES AS A PERCENT OF PURCHASES (100% LESS PERCENTAGE ON L16)		95.09%
20 RECOVERY RATE \$ PER KWH (L13D/L14)		\$0.01486
21 FAC DOLLARS PER KWH (L20/L19)		\$0.01563
22 FAC CENTS PER KWH (L21*100)		1.56300

LINE 22 REFLECTS A FUEL ADJUSTMENT CHARGE (CREDIT) \$0.01563

PER KWH TO BE APPLIED TO BILLS RENDERED ON AND AT \_\_\_\_\_

ISSUED ON \_\_\_\_\_

ISSUED BY \_\_\_\_\_

TITLE... VICE PRESIDENT CUSTOMER SERVICES  
ADDRESS... P.O. BOX 87, DANVILLE, KY. 40423-0087  
TELEPHONE... (859) 236-4561

SCHEDULE 1  
TWELVE MONTH ACTUAL LINE LOSS  
FOR FUEL ADJUSTMENT CHARGE COMPUTATION

October-08

	(A)	(B)	(C)	(D)
	KWH	KWH	OFFICE	KWH
	PURCHASE	SOLD	USE	LOSSES
PREVIOUS TWELVE MONTH TOTAL	473,780,377	449,050,195	691,789	24,038,393
LESS: PRIOR YEAR-CURRENT MONTH TOTAL	33,786,093	33,925,849	65,306	(205,062)
PLUS: CURRENT YEAR-CURRENT MONTH TOTAL	33,437,568	34,367,771	49,741	(979,944)
MOST RECENT TWELVE MONTH TOTAL	473,431,852	449,492,117	676,224	23,263,511

ID/A=% LOSS: 4.91%









\* \* \* INTER-COUNTY ENERGY \* \* \*

Sales Journal from 11/01/2006 to 11/30/2006

G/L Account	Date	Amount	Rev M/Y	Utl	Usage	Source	Seq
107.300 SPECIAL EQUIPMENT	11/17/2006	35.00CR	10/2006	0	*	BLISTU	1
142.100 ACCOUNTS RECEIVABLE	11/02/2006	506,451.72	10/2006				
	11/10/2006	313,561.78	10/2006			BLISTU	1
	11/17/2006	1,075,532.70	10/2006			BLISTU	1
	11/03/2006	10,549.22	11/2006			FINALJ	1
	11/13/2006	8,570.89	11/2006			FINALJ	1
	11/20/2006	7,802.09	11/2006			FINALJ	1
	11/28/2006	4,106.82	11/2006			FINALJ	1
	11/25/2006	760,098.74	11/2006			BLISTU	1
142.999 A/R CLEARING ACCOUNT	11/02/2006	2,686,673.96			*		
	11/02/2006	948.13CR	10/2006	0		BLISTU	1
	11/10/2006	912.38CR	10/2006	0		BLISTU	1
	11/17/2006	988.66CR	10/2006	0		BLISTU	1
	11/25/2006	309.92CR	11/2006	0		BLISTU	1
144.100 BAD DEBT	11/02/2006	3,159.09CR*			*		
		13.87	10/2006	0		BLISTU	1
200.100 MEMBERSHIP FEES	11/02/2006	13.87			*		
	11/02/2006	1,450.00	10/2006	0		BLISTU	1
	11/10/2006	2,015.00	10/2006	0		BLISTU	1
	11/17/2006	725.00	10/2006	0		BLISTU	1
	11/25/2006	1,425.00	11/2006	0		BLISTU	1
232.110 ACCTS PAYABLE - MEMBERS	11/10/2006	5,615.00			*		
SM CR OR DR BAL	11/10/2006	.08	10/2006	0		BLISTU	1
	11/17/2006	.32CR	10/2006	0		BLISTU	1
	11/25/2006	.42CR	11/2006	0		BLISTU	1
235.000 DEPOSIT	11/02/2006	.66CR*			*		
	11/02/2006	4,100.00	10/2006	0		BLISTU	1
	11/10/2006	4,075.00	10/2006	0		BLISTU	1
	11/17/2006	2,325.00	10/2006	0		BLISTU	1
	11/25/2006	3,572.00	11/2006	0		BLISTU	1
236.500 STATE SALES TAX	11/02/2006	14,072.00			*		
	11/02/2006	1,922.47CR	10/2006			BLISTU	1
	11/10/2006	1,486.81CR	10/2006			BLISTU	1
	11/17/2006	19,601.92CR	10/2006			BLISTU	1
	11/25/2006	3,284.77CR	11/2006			BLISTU	1
236.500 MARION COUNTY SCHOOL TAX	11/02/2006	26,295.97CR*			*		
	11/02/2006	1,497.63CR	10/2006			BLISTU	1
	11/10/2006	4,858.08CR	10/2006			BLISTU	1
	11/17/2006	14,795.33CR	10/2006			BLISTU	1
	11/25/2006	20,166.00	11/2006			BLISTU	1
		21,171.20CR*			*		

\* \* \* INTER-COUNTY ENERGY \* \* \*

Sales Journal from 11/01/2006 to 11/30/2006

BillProcess

G/L Account	Date	Amount	Rev M/Y	Utl	Usage	Source	Seq
236.700 WASHINGTON COUNTY SCHOOL TAX	11/10/2006	2.48CR	10/2006			BLISTU	1
	11/17/2006	489.76CR	10/2006			BLISTU	1
	11/25/2006	3.36CR	11/2006			BLISTU	1
		495.60CR*			*		
236.800 MADISON COUNTY SCHOOL TAX	11/02/2006	89.39CR	10/2006			BLISTU	1
	11/25/2006	48.19CR	11/2006			BLISTU	1
		137.58CR*			*		
236.810 TAYLOR COUNTY SCHOOL TAX	11/10/2006	142.49CR	10/2006			BLISTU	1
	11/17/2006	1.38CR	10/2006			BLISTU	1
		143.87CR*			*		
236.830 LINCOLN COUNTY SCHOOL TAX	11/02/2006	4,720.67CR	10/2006			BLISTU	1
	11/10/2006	186.58CR	10/2006			BLISTU	1
	11/17/2006	4,142.06CR	10/2006			BLISTU	1
	11/25/2006	11,236.91CR	11/2006			BLISTU	1
			20,286.22CR*			*	
236.840 3 DANVILLE FRANCHISE TAX	11/17/2006	789.90CR	10/2006			BLISTU	1
	11/25/2006	284.72CR	11/2006			BLISTU	1
		1,074.62CR*			*		
236.900 BURGIN CITY SCHOOL TAX	11/02/2006	601.92CR	10/2006			BLISTU	1
	11/10/2006	3.32	10/2006	0		BLISTU	1
	11/17/2006	.40CR	10/2006			BLISTU	1
		599.00CR*			*		
236.910 BOYLE COUNTY SCHOOL TAX	11/02/2006	452.76CR	10/2006			BLISTU	1
	11/10/2006	24.40CR	10/2006			BLISTU	1
	11/17/2006	7,597.56CR	10/2006			BLISTU	1
	11/25/2006	1,052.08CR	11/2006			BLISTU	1
		9,126.80CR*			*		
236.920 STANFORD FRANCHISE TAX	11/02/2006	.21CR	10/2006			BLISTU	1
	11/10/2006	.66CR	10/2006			BLISTU	1
	11/17/2006	4.95CR	10/2006			BLISTU	1
	11/25/2006	836.08CR	11/2006			BLISTU	1
		841.90CR*			*		
236.930 GARRARD COUNTY SCHOOL TAX	11/02/2006	5,050.45CR	10/2006			BLISTU	1
	11/10/2006	44.58CR	10/2006	0		BLISTU	1
	11/17/2006	760.40CR	10/2006			BLISTU	1
	11/25/2006	6,988.85CR	11/2006			BLISTU	1
		12,844.28CR*			*		
236.940 MERCER COUNTY SCHOOL TAX	11/02/2006	1,626.91CR	10/2006			BLISTU	1
	11/10/2006	7.40CR	10/2006			BLISTU	1
	11/17/2006	727.78CR	10/2006			BLISTU	1
	11/25/2006	1,878.53CR	11/2006			BLISTU	1
		4,240.62CR*			*		

\*\* \*INTER-COUNTY ENERGY\* \*\*

Sales Journal from 11/01/2006 to 11/30/2006

BilliProcess

G/L Account	Date	Amount	Rev M/Y	Utl	Usage	Source	Seq
236.950 LARUE COUNTY SCHOOL TAX	11/10/2006	280.62CR	10/2006			BLISTU	1
	11/17/2006	.18CR	10/2006		*	BLISTU	1
236.960 CASEY COUNTY SCHOOL TAX	11/02/2006	234.68CR	10/2006			BLISTU	1
	11/10/2006	2,655.00CR	10/2006			BLISTU	1
	11/17/2006	1,668.15CR	10/2006			BLISTU	1
	11/25/2006	18.00CR	11/2006		*	BLISTU	1
236.970 DANVILLE CITY SCHOOL TAX	11/17/2006	23.31CR	10/2006			BLISTU	1
	11/25/2006	284.35CR	11/2006		*	BLISTU	1
236.980 ROCKCASTLE COUNTY SCHOOL TAX	11/02/2006	84.23CR	10/2006		*	BLISTU	1
		84.23CR*					
236.990 NELSON COUNTY SCHOOL TAX	11/02/2006	48.10CR	10/2006			BLISTU	1
	11/10/2006	828.45CR	10/2006			BLISTU	1
	11/17/2006	.19CR	10/2006		*	BLISTU	1
240.000 INTEREST	11/02/2006	167.21	10/2006	O		BLISTU	1
	11/10/2006	173.15	10/2006	O		BLISTU	1
	11/17/2006	114.47	10/2006	O		BLISTU	1
	11/02/2006	2,062.10CR	11/2006	O		UBDRPLJ	1
431.000 "OTHER" INTEREST ACCOUNT	11/25/2006	161.41	11/2006	O	*	BLISTU	1
		1,445.86CR*					
440.100 RESIDENTIAL REVENUE	11/02/2006	2,062.10	11/2006	O	*	UBDRPLJ	1
		2,062.10 *					
440.110 FUEL ADJUSTMENT FOR RES RATE	11/02/2006	373,783.05CR	10/2006	E	5,081,186	BLISTU	1
	11/10/2006	227,512.41CR	10/2006	E	3,102,386	BLISTU	1
	11/17/2006	566,783.12CR	10/2006	E	7,838,887	BLISTU	1
	11/25/2006	553,248.16CR	11/2006	E	7,760,992	BLISTU	1
440.111 ENVIRONMENTAL SURCHARGE	11/02/2006	1,721,326.74CR*			23,783,451 *		
		38,999.30CR	10/2006	E		BLISTU	1
440.111 ENVIRONMENTAL SURCHARGE	11/10/2006	23,824.31CR	10/2006	E		BLISTU	1
	11/17/2006	60,177.87CR	10/2006	E		BLISTU	1
	11/25/2006	65,019.62CR	11/2006	E	*	BLISTU	1
		188,021.10CR*					
440.111 ENVIRONMENTAL SURCHARGE	11/02/2006	35,099.44CR	10/2006			BLISTU	1
	11/10/2006	21,617.10CR	10/2006			BLISTU	1
	11/17/2006	53,740.18CR	10/2006			BLISTU	1
440.111 ENVIRONMENTAL SURCHARGE	11/25/2006	47,171.94CR	11/2006		*	BLISTU	1
		157,628.66CR*					

\* \* \* INTER-COUNTY ENERGY \* \* \*

Sales Journal from 11/01/2006 to 11/30/2006

BilliProcess

G/L Account	Date	Amount	Rev M/Y	Utl	Usage	Source	Seq
440.120 ETS BILLING ACCOUNTS	11/02/2006	282.46CR	10/2006	E	7,394	BLISTU	1
	11/10/2006	98.48CR	10/2006	E	2,578	BLISTU	1
	11/17/2006	740.84CR	10/2006	E	19,394	BLISTU	1
	11/25/2006	687.17CR	11/2006	E	17,988	BLISTU	1
		1,808.95CR*			47,354 *		
440.130 FUEL ADJUSTMENT FOR B18	11/02/2006	56.81CR	10/2006	E		BLISTU	1
	11/10/2006	19.81CR	10/2006	E		BLISTU	1
	11/17/2006	148.94CR	10/2006	E		BLISTU	1
	11/25/2006	150.91CR	11/2006	E		BLISTU	1
		376.47CR*			*		
440.131 ENVIRONMENTAL SURCHARGE	11/02/2006	30.08CR	10/2006	E		BLISTU	1
	11/10/2006	10.48CR	10/2006	E		BLISTU	1
	11/17/2006	78.92CR	10/2006	E		BLISTU	1
	11/25/2006	65.79CR	11/2006	E		BLISTU	1
		185.27CR*			*		
440.140 ENVIOWATTS	11/02/2006	19.25CR	10/2006	E	700	BLISTU	1
	11/10/2006	11.00CR	10/2006	E	400	BLISTU	1
	11/17/2006	79.75CR	10/2006	E	2,900	BLISTU	1
	11/25/2006	22.00CR	11/2006	E	800	BLISTU	1
		132.00CR*			4,800 *		
442.100 SMALL COMMERCIAL REVENUE	11/02/2006	10,514.31CR	10/2006	E	129,718	BLISTU	1
	11/10/2006	7,482.12CR	10/2006	E	93,530	BLISTU	1
	11/17/2006	15,466.40CR	10/2006	E	193,529	BLISTU	1
	11/25/2006	13,229.51CR	11/2006	E	153,816	BLISTU	1
		46,692.34CR*			570,593 *		
442.110 FUEL ADJUSTMENT	11/02/2006	996.26CR	10/2006	E		BLISTU	1
	11/10/2006	718.33CR	10/2006	E		BLISTU	1
	11/17/2006	1,486.28CR	10/2006	E		BLISTU	1
	11/25/2006	1,290.54CR	11/2006	E		BLISTU	1
		4,491.41CR*			*		
442.111 ENVIRONMENTAL SURCHARGE	11/02/2006	2,432.39CR	10/2006	E		BLISTU	1
	11/10/2006	1,359.56CR	10/2006	E		BLISTU	1
	11/17/2006	3,270.28CR	10/2006	E		BLISTU	1
	11/25/2006	2,778.65CR	11/2006	E		BLISTU	1
		9,840.88CR*			*		
442.200 LARGE COMMERCIAL REVENUE	11/02/2006	27,183.12CR	10/2006	E	334,252	BLISTU	1
	11/10/2006	21,391.01CR	10/2006	E	270,115	BLISTU	1
	11/17/2006	27,933.98CR	10/2006	E	449,496	BLISTU	1
	11/25/2006	44,596.87CR	11/2006	E	595,369	BLISTU	1
		121,104.98CR*			1,649,232 *		
442.210 FUEL ADJUSTMENT	11/02/2006	2,567.05CR	10/2006	E		BLISTU	1
	11/10/2006	2,074.49CR	10/2006	E		BLISTU	1

\*\* \*INTER-COUNTY ENERGY\* \*\*

Sales Journal from 11/01/2006 to 11/30/2006

BillProcess

G/L Account	Date	Amount	Rev M/Y	U/L	Usage	Source	Seq
442.210 FUEL ADJUSTMENT	11/17/2006	3,452.14CR	10/2006	E		BLISTU	1
	11/25/2006	4,995.15CR	11/2006	E		BLISTU	1
		13,088.83CR*			*		
442.211 ENVIRONMENTAL SURCHARGE	11/02/2006	2,643.69CR	10/2006			BLISTU	1
	11/10/2006	2,079.91CR	10/2006			BLISTU	1
	11/17/2006	7,037.10CR	10/2006			BLISTU	1
	11/25/2006	3,503.25CR	11/2006			BLISTU	1
		15,263.95CR*			*		
442.300 LARGE INDUSTRIAL RATE SCHEDULE IND C1	11/17/2006	93,591.16CR	10/2006	E	2,080,040	BLISTU	1
		93,591.16CR*			2,080,040 *		
442.310 FUEL CHARGE FOR LARGE INDUSTRIAL RATE SC	11/17/2006	15,974.71CR	10/2006	E		BLISTU	1
		15,974.71CR*			*		
442.311 ENVIRONMENTAL SURCHARGE	11/17/2006	9,718.49CR	10/2006			BLISTU	1
		9,718.49CR*			*		
442.320 COMMERCIAL SALES MONTIBELLO IND RATE SCH	11/17/2006	135,582.51CR	10/2006	E	2,828,546	BLISTU	1
		135,582.51CR*			2,828,546 *		
442.330 FUEL CHG FOR MONTIBELLO LARGE IND SCHEDU	11/17/2006	21,723.24CR	10/2006	E		BLISTU	1
		21,723.24CR*			*		
442.331 ENVIRONMENTAL SURCHARGE	11/17/2006	9,654.69CR	10/2006			BLISTU	1
		9,654.69CR*			*		
450.000 FORFEITED DISCOUNTS	11/02/2006	13.71	10/2006	O		BLISTU	1
	11/17/2006	401.27	10/2006	O		BLISTU	1
	11/03/2006	10,549.22CR	11/2006			FINALJ	1
	11/13/2006	8,570.89CR	11/2006			FINALJ	1
	11/20/2006	7,802.09CR	11/2006			FINALJ	1
	11/28/2006	4,106.82CR	11/2006			FINALJ	1
	11/25/2006	292.60CR	11/2006	O		BLISTU	1
		30,906.64CR*			*		
451.000 MISC SERVICE REVENUE FEES	11/02/2006	311.75CR	10/2006	O		BLISTU	1
	11/10/2006	199.39CR	10/2006	O		BLISTU	1
	11/17/2006	746.49CR	10/2006	O		BLISTU	1
	11/25/2006	558.65CR	11/2006	O		BLISTU	1
		1,816.28CR*			*		
454.000 RENT FROM ELECTRIC PROPERTY	11/25/2006	1,400.00CR	11/2006	O		BLISTU	1
		1,400.00CR*			*		
903.000 COLLECTION ACCOUNT	11/17/2006	84.10CR	10/2006	O		BLISTU	1
		84.10CR*			*		
		.00					**

\* \* \* INTER-COUNTY ENERGY \* \* \*

Sales Journal from 12/01/2006 to 12/31/2006

BillProcess

G/L Account	Date	Amount	Rev M/Y	Utl	Usage	Source	Seq
107.300 SPECIAL EQUIPMENT	12/02/2006	35.00CR	11/2006	O	*	BLISTU	1
		35.00CR*					
142.100 ACCOUNTS RECEIVABLE	12/02/2006	640,228.83	11/2006			BLISTU	1
	12/10/2006	385,193.25	11/2006			BLISTU	1
	12/17/2006	1,297,904.29	11/2006			BLISTU	1
	12/05/2006	10,998.86	12/2006			FINALJ	1
	12/13/2006	11,553.72	12/2006			FINALJ	1
	12/19/2006	11,075.20	12/2006			FINALJ	1
	12/27/2006	8,837.16	12/2006			FINALJ	1
	12/25/2006	921,516.77	12/2006			BLISTU	1
		3,287,308.08 *			*		
142.999 A/R CLEARING ACCOUNT	12/02/2006	547.83CR	11/2006	O		BLISTU	1
	12/10/2006	1,185.11CR	11/2006	O		BLISTU	1
	12/17/2006	3,595.44CR	11/2006	O		BLISTU	1
	12/25/2006	502.89CR	12/2006	O		BLISTU	1
		5,831.26CR*			*		
144.100 BAD DEBT	12/10/2006	25,292.85	11/2006	O		BLISTU	1
		25,292.85 *			*		
200.100 MEMBERSHIP FEES	12/02/2006	1,680.00	11/2006	O		BLISTU	1
	12/10/2006	2,105.00	11/2006	O		BLISTU	1
	12/17/2006	1,050.00	11/2006	O		BLISTU	1
	12/25/2006	1,250.00	12/2006	O		BLISTU	1
		6,085.00 *			*		
232.110 ACCTS PAYABLE - MEMBERS	12/10/2006	3.22CR	11/2006	O		BLISTU	1
	12/17/2006	.78	11/2006	O		BLISTU	1
		2.44CR*			*		
235.000 DEPOSIT	12/02/2006	4,325.00	11/2006	O		BLISTU	1
	12/10/2006	3,375.00	11/2006	O		BLISTU	1
	12/17/2006	3,600.00	11/2006	O		BLISTU	1
	12/25/2006	3,650.00	12/2006	O		BLISTU	1
		14,950.00 *			*		
236.500 STATE SALES TAX	12/02/2006	2,071.51CR	11/2006			BLISTU	1
	12/10/2006	1,625.78CR	11/2006			BLISTU	1
	12/17/2006	19,061.06CR	11/2006			BLISTU	1
	12/25/2006	3,412.07CR	12/2006			BLISTU	1
		26,170.42CR*			*		
236.600 MARION COUNTY SCHOOL TAX	12/02/2006	1,719.68CR	11/2006			BLISTU	1
	12/10/2006	6,556.68CR	11/2006			BLISTU	1
	12/17/2006	16,336.03CR	11/2006			BLISTU	1
	12/25/2006	36.94CR	12/2006			BLISTU	1
		24,649.33CR*			*		

\* \* \* INTER-COUNTY ENERGY \* \* \*

Sales Journal from 12/01/2006 to 12/31/2006

BillProcess

G/L Account	Date	Amount	Rev M/Y	Utl	Usage	Source	Seq
236.700 WASHINGTON COUNTY SCHOOL TAX	12/02/2006	2.04	11/2006			BLISTU	1
	12/10/2006	.21CR	11/2006			BLISTU	1
	12/17/2006	650.44CR	11/2006			BLISTU	1
	12/25/2006	7.32CR	12/2006			BLISTU	1
		655.93CR*			*		
236.800 MADISON COUNTY SCHOOL TAX	12/02/2006	121.51CR	11/2006			BLISTU	1
	12/25/2006	68.30CR	12/2006			BLISTU	1
		189.81CR*			*		
236.810 TAYLOR COUNTY SCHOOL TAX	12/10/2006	183.88CR	11/2006			BLISTU	1
	12/17/2006	1.52CR	11/2006			BLISTU	1
		185.40CR*			*		
236.830 LINCOLN COUNTY SCHOOL TAX	12/02/2006	6,088.31CR	11/2006			BLISTU	1
	12/10/2006	223.75CR	11/2006	0		BLISTU	1
	12/17/2006	5,329.77CR	11/2006			BLISTU	1
	12/25/2006	13,714.84CR	12/2006			BLISTU	1
		25,356.67CR*			*		
236.840 3% DANVILLE FRANCHISE TAX	12/10/2006	3.43CR	11/2006			BLISTU	1
	12/17/2006	811.56CR	11/2006			BLISTU	1
		286.52CR	12/2006			BLISTU	1
236.900 BURGIN CITY SCHOOL TAX	12/02/2006	747.43CR	11/2006			BLISTU	1
	12/17/2006	1.25CR	11/2006			BLISTU	1
		748.68CR*			*		
236.910 BOYLE COUNTY SCHOOL TAX	12/02/2006	545.09CR	11/2006			BLISTU	1
	12/10/2006	52.61CR	11/2006	0		BLISTU	1
	12/17/2006	9,967.60CR	11/2006			BLISTU	1
	12/25/2006	1,299.95CR	12/2006			BLISTU	1
		11,865.25CR*			*		
236.920 STANFORD FRANCHISE TAX	12/02/2006	.33CR	11/2006			BLISTU	1
	12/17/2006	14.31CR	11/2006			BLISTU	1
		964.61CR	12/2006			BLISTU	1
		979.25CR*			*		
236.930 GARRARD COUNTY SCHOOL TAX	12/02/2006	6,736.19CR	11/2006			BLISTU	1
	12/10/2006	10.40CR	11/2006	0		BLISTU	1
		1,099.06CR	11/2006			BLISTU	1
		8,563.10CR	12/2006			BLISTU	1
		16,408.75CR*			*		
236.940 MERCER COUNTY SCHOOL TAX	12/02/2006	1,867.20CR	11/2006			BLISTU	1
	12/10/2006	9.45CR	11/2006			BLISTU	1
	12/17/2006	1,386.49CR	11/2006			BLISTU	1
	12/25/2006	2,440.89CR	12/2006			BLISTU	1
		5,704.03CR*			*		

\* \* \* INTER-COUNTY ENERGY \* \* \*

Sales Journal from 12/01/2006 to 12/31/2006

BilliProcess

G/L Account	Date	Amount	Rev N/Y	Utl	Usage	Source	Seq
236.950 LARUE COUNTY SCHOOL TAX	12/02/2006	2.85CR	11/2006			BLISTU	1
	12/10/2006	348.86CR 351.73CR*	11/2006		*	BLISTU	1
236.960 CASEY COUNTY SCHOOL TAX	12/02/2006	318.49CR	11/2006			BLISTU	1
	12/10/2006	3,390.92CR	11/2006			BLISTU	1
	12/17/2006	2,056.28CR	11/2006			BLISTU	1
	12/25/2006	1.52CR 5,767.21CR*	12/2006		*	BLISTU	1
236.970 DANVILLE CITY SCHOOL TAX	12/17/2006	24.98CR	11/2006			BLISTU	1
	12/25/2006	286.16CR 311.14CR*	12/2006		*	BLISTU	1
236.980 ROCKCASTLE COUNTY SCHOOL TAX	12/02/2006	113.16CR	11/2006			BLISTU	1
		113.16CR*			*		
236.990 NELSON COUNTY SCHOOL TAX	12/02/2006	62.72CR	11/2006			BLISTU	1
	12/10/2006	1,143.35CR	11/2006			BLISTU	1
	12/17/2006	2.83CR 1,208.90CR*	11/2006		*	BLISTU	1
240.000 INTEREST	12/02/2006	184.48	11/2006	O		BLISTU	1
	12/10/2006	2,808.44	11/2006	O		BLISTU	1
	12/17/2006	6,509.38	11/2006	O		BLISTU	1
	12/01/2006	2,065.23CR	12/2006	O		URDEPIJ	1
	12/25/2006	5,994.93 13,432.00 *	12/2006	O	*	BLISTU	1
431.000 "OTHER" INTEREST ACCOUNT	12/01/2006	2,065.23	12/2006	O		URDEPIJ	1
		2,065.23 *			*		
440.100 RESIDENTIAL REVENUE	12/02/2006	480,182.16CR	11/2006	E	6,748,870	BLISTU	1
	12/10/2006	302,589.43CR	11/2006	E	4,290,028	BLISTU	1
	12/17/2006	750,748.84CR	11/2006	E	10,717,160	BLISTU	1
	12/25/2006	748,548.05CR 2,282,068.48CR*	12/2006	E	10,820,995 32,577,053 *	BLISTU	1
440.110 FUEL ADJUSTMENT FOR RES RATE	12/02/2006	56,562.95CR	11/2006	E		BLISTU	1
	12/10/2006	35,911.15CR	11/2006	E		BLISTU	1
	12/17/2006	89,893.72CR	11/2006	E		BLISTU	1
	12/25/2006	25,213.80CR 207,581.62CR*	12/2006	E	*	BLISTU	1
440.111 ENVIRONMENTAL SURCHARGE	12/02/2006	40,606.51CR	11/2006			BLISTU	1
	12/10/2006	25,937.14CR	11/2006			BLISTU	1
	12/17/2006	64,114.53CR	11/2006			BLISTU	1
	12/25/2006	52,831.41CR 183,489.59CR*	12/2006		*	BLISTU	1



\*\* INTER-COUNTY ENERGY\*\*

Sales Journal from 12/01/2006 to 12/31/2006

BilliProcess

G/L Account	Date	Amount	Rev M/Y	UTL	Usage	Source	Seq
440.120 ETS BILLING ACCOUNTS	12/02/2006	1,280.08CR	11/2006	E	33,510	BLISTU	1
	12/10/2006	359.04CR	11/2006	E	9,399	BLISTU	1
	12/17/2006	719.86CR	11/2006	E	18,845	BLISTU	1
	12/25/2006	1,194.32CR	12/2006	E	31,265	BLISTU	1
		3,553.30CR*			93,019 *		
440.130 FUEL ADJUSTMENT FOR E18	12/02/2006	281.15CR	11/2006	E		BLISTU	1
	12/10/2006	78.87CR	11/2006	E		BLISTU	1
	12/17/2006	158.13CR	11/2006	E		BLISTU	1
	12/25/2006	72.84CR	12/2006	E		BLISTU	1
		590.99CR*			*		
440.131 ENVIRONMENTAL SURCHARGE	12/02/2006	122.56CR	11/2006			BLISTU	1
	12/10/2006	34.37CR	11/2006	E		BLISTU	1
	12/17/2006	64.56CR	11/2006			BLISTU	1
	12/25/2006	88.57CR	12/2006			BLISTU	1
		310.06CR*			*		
440.140 ENVIROWATTS	12/02/2006	19.25CR	11/2006	E	700	BLISTU	1
	12/10/2006	11.00CR	11/2006	E	400	BLISTU	1
	12/17/2006	79.75CR	11/2006	E	2,900	BLISTU	1
	12/25/2006	22.00CR	12/2006	E	800	BLISTU	1
		132.00CR*			4,800 *		
442.100 SMALL COMMERCIAL REVENUE	12/02/2006	13,395.36CR	11/2006	E	158,723	BLISTU	1
	12/10/2006	8,449.16CR	11/2006	E	103,686	BLISTU	1
	12/17/2006	28,491.62CR	11/2006	E	370,187	BLISTU	1
	12/25/2006	16,815.43CR	12/2006	E	198,542	BLISTU	1
		67,151.57CR*			831,138 *		
442.110 FUEL ADJUSTMENT	12/02/2006	1,333.34CR	11/2006	E		BLISTU	1
	12/10/2006	869.91CR	11/2006	E		BLISTU	1
	12/17/2006	3,105.85CR	11/2006	E		BLISTU	1
	12/25/2006	462.63CR	12/2006	E		BLISTU	1
		5,771.73CR*			*		
442.111 ENVIRONMENTAL SURCHARGE	12/02/2006	2,583.33CR	11/2006			BLISTU	1
	12/10/2006	1,372.14CR	11/2006			BLISTU	1
	12/17/2006	4,279.44CR	11/2006			BLISTU	1
	12/25/2006	2,739.66CR	12/2006			BLISTU	1
		10,974.57CR*			*		
442.200 LARGE COMMERCIAL REVENUE	12/02/2006	24,104.39CR	11/2006	E	296,832	BLISTU	1
	12/10/2006	23,526.96CR	11/2006	E	319,451	BLISTU	1
	12/17/2006	38,225.68CR	11/2006	E	582,413	BLISTU	1
	12/25/2006	46,444.27CR	12/2006	E	617,213	BLISTU	1
		132,301.30CR*			1,815,909 *		
442.210 FUEL ADJUSTMENT	12/02/2006	2,490.46CR	11/2006	E		BLISTU	1
	12/10/2006	2,680.19CR	11/2006	E		BLISTU	1

\*\* INTER-COUNTY ENERGY\*\*

Sales Journal from 12/01/2006 to 12/31/2006

BillProcess

G/L Account	Date	Amount	Rev M/Y	Utl	Usage	Source	Seq
442.210 FUEL ADJUSTMENT	12/17/2006	4,886.46CR	11/2006	E		BLISTU	1
	12/25/2006	1,438.09CR	12/2006	E		BLISTU	1
		11,495.20CR*			*		
442.211 ENVIRONMENTAL SURCHARGE	12/02/2006	2,100.37CR	11/2006			BLISTU	1
	12/10/2006	2,055.96CR	11/2006			BLISTU	1
	12/17/2006	7,157.57CR	11/2006			BLISTU	1
	12/25/2006	2,970.11CR	12/2006			BLISTU	1
		14,284.01CR*			*		
442.300 LARGE INDUSTRIAL RATE SCHEDULES IND CI	12/17/2006	79,651.83CR	11/2006	E	1,715,796	BLISTU	1
		79,651.83CR*			1,715,796 *		
442.310 FUEL CHARGE FOR LARGE INDUSTRIAL RATE SC	12/17/2006	14,395.53CR	11/2006	E		BLISTU	1
		14,395.53CR*			*		
442.311 ENVIRONMENTAL SURCHARGE	12/17/2006	7,382.72CR	11/2006			BLISTU	1
		7,382.72CR*			*		
442.320 COMMERCIAL SALES MONTIBELLO IND RATE SCH	12/17/2006	125,376.09CR	11/2006	E	2,597,805	BLISTU	1
		125,376.09CR*			2,597,805 *		
442.330 FUEL CHG FOR MONTIBELLO LARGE IND SCHEDU	12/17/2006	21,795.58CR	11/2006	E		BLISTU	1
		21,795.58CR*			*		
442.331 ENVIRONMENTAL SURCHARGE	12/17/2006	7,731.12CR	11/2006			BLISTU	1
		7,731.12CR*			*		
450.000 FORFEITED DISCOUNTS	12/02/2006	11.76	11/2006	O		BLISTU	1
	12/10/2006	12.75	11/2006	O		BLISTU	1
	12/05/2006	10,998.86CR	12/2006			FINALJ	1
	12/13/2006	11,553.72CR	12/2006			FINALJ	1
	12/19/2006	11,075.20CR	12/2006			FINALJ	1
	12/27/2006	8,837.16CR	12/2006			FINALJ	1
	12/25/2006	9.23	12/2006	O		BLISTU	1
		42,431.20CR*			*		
451.000 MISC SERVICE REVENUE FEES	12/02/2006	392.90CR	11/2006	O		BLISTU	1
	12/10/2006	174.30CR	11/2006	O		BLISTU	1
	12/17/2006	466.95CR	11/2006	O		BLISTU	1
	12/25/2006	594.65CR	12/2006	O		BLISTU	1
		1,628.80CR*			*		
454.000 RENT FROM ELECTRIC PROPERTY	12/25/2006	1,400.00CR	12/2006	O		BLISTU	1
		1,400.00CR*			*		
		.00					**

\* \* \* INTER-COUNTY ENERGY \* \* \*

Sales Journal from 1/01/2007 to 1/31/2007

BilliProcess

G/L Account	Date	Amount	Rev M/Y	Utl	Usage	Source	Seq
142.100 ACCOUNTS RECEIVABLE	1/02/2007	774,128.03	12/2006			BLISTU	1
	1/10/2007	407,002.67	12/2006			BLISTU	1
	1/17/2007	1,200,104.07	12/2006			BLISTU	1
	1/04/2007	15,934.14	1/2007			FINALJ	1
	1/11/2007	16,993.28	1/2007			FINALJ	1
	1/18/2007	15,347.71	1/2007			FINALJ	1
142.999 A/R CLEARING ACCOUNT	1/25/2007	895,497.12	1/2007			BLISTU	1
	1/27/2007	7,623.35	1/2007			FINALJ	1
		3,332,630.37			*		
144.100 BAD DEBT	1/02/2007	474.55CR	12/2006	0		BLISTU	1
	1/10/2007	766.98CR	12/2006	0		BLISTU	1
	1/17/2007	653.20CR	12/2006	0		BLISTU	1
	1/25/2007	487.83CR	1/2007	0		BLISTU	1
		2,382.56CR*			*		
200.100 MEMBERSHIP FEES	1/02/2007	287.56	12/2006	0		BLISTU	1
	1/10/2007	287.56			*		
	1/02/2007	810.00	12/2006	0		BLISTU	1
	1/10/2007	1,440.00	12/2006	0		BLISTU	1
232.110 ACCTS PAYABLE - MEMBERS	1/17/2007	905.00	12/2006	0		BLISTU	1
	1/25/2007	870.00	1/2007	0		BLISTU	1
		4,025.00			*		
235.000 DEPOSIT	1/02/2007	.05CR	12/2006	0		BLISTU	1
	1/25/2007	.47	1/2007	0		BLISTU	1
		.42			*		
	1/02/2007	3,625.00	12/2006	0		BLISTU	1
236.500 STATE SALES TAX	1/10/2007	2,850.00	12/2006	0		BLISTU	1
	1/17/2007	3,300.00	12/2006	0		BLISTU	1
	1/25/2007	4,000.00	1/2007	0		BLISTU	1
		13,775.00			*		
236.600 MARION COUNTY SCHOOL TAX	1/02/2007	2,128.29CR	12/2006			BLISTU	1
	1/10/2007	1,345.11CR	12/2006			BLISTU	1
	1/17/2007	14,774.53CR	12/2006			BLISTU	1
	1/25/2007	3,361.86CR	1/2007			BLISTU	1
		21,609.79CR*			*		
236.700 WASHINGTON COUNTY SCHOOL TAX	1/02/2007	1,841.30CR	12/2006			BLISTU	1
	1/10/2007	6,311.83CR	12/2006			BLISTU	1
	1/17/2007	14,565.75CR	12/2006			BLISTU	1
		19,528	1/2007			BLISTU	1
		22,738.40CR*			*		
236.700 WASHINGTON COUNTY SCHOOL TAX	1/02/2007	3.39	12/2006	0		BLISTU	1
	1/10/2007	3.83CR	12/2006			BLISTU	1
	1/17/2007	602.62CR	12/2006			BLISTU	1

\*\* INTER-COUNTY ENERGY\*\*

Sales Journal from 1/01/2007 to 1/31/2007

BillProcess

G/L Account	Date	Amount	Rev M/Y	Utl	Usage	Source	Seq
236.700 WASHINGTON COUNTY SCHOOL TAX	1/25/2007	1.61CR 604.67CR*	1/2007	0	*	BLISTU	1
236.800 MADISON COUNTY SCHOOL TAX	1/02/2007	134.76CR	12/2006			BLISTU	1
	1/25/2007	61.18CR 195.94CR*	1/2007		*	BLISTU	1
236.810 TAYLOR COUNTY SCHOOL TAX	1/10/2007	206.59CR	12/2006			BLISTU	1
	1/17/2007	1.43CR 208.02CR*	12/2006		*	BLISTU	1
236.830 LINCOLN COUNTY SCHOOL TAX	1/02/2007	7,595.94CR	12/2006			BLISTU	1
	1/10/2007	254.11CR	12/2006			BLISTU	1
	1/17/2007	5,182.48CR	12/2006			BLISTU	1
	1/25/2007	13,348.85CR 26,381.38CR*	1/2007		*	BLISTU	1
236.840 3 & DANVILLE FRANCHISE TAX	1/17/2007	696.13CR	12/2006			BLISTU	1
	1/25/2007	320.24CR 1,016.37CR*	1/2007		*	BLISTU	1
236.900 BURGIN CITY SCHOOL TAX	1/02/2007	994.43CR	12/2006			BLISTU	1
	1/10/2007	1.67CR	12/2006			BLISTU	1
	1/17/2007	1.04CR	12/2006			BLISTU	1
	1/25/2007	1.80CR 998.94CR*	1/2007		*	BLISTU	1
236.910 BOYLE COUNTY SCHOOL TAX	1/02/2007	736.02CR	12/2006			BLISTU	1
	1/10/2007	18.32CR	12/2006			BLISTU	1
	1/17/2007	9,582.82CR	12/2006			BLISTU	1
	1/25/2007	1,331.62CR 11,668.78CR*	1/2007		*	BLISTU	1
236.920 STANFORD FRANCHISE TAX	1/10/2007	5.26CR	12/2006			BLISTU	1
	1/17/2007	6.50CR	12/2006			BLISTU	1
	1/25/2007	1,014.25CR 1,026.01CR*	1/2007		*	BLISTU	1
236.930 GARRARD COUNTY SCHOOL TAX	1/02/2007	8,267.02CR	12/2006			BLISTU	1
	1/10/2007	29.11CR	12/2006	0		BLISTU	1
	1/17/2007	1,007.78CR	12/2006			BLISTU	1
	1/25/2007	8,166.25CR 17,470.16CR*	1/2007		*	BLISTU	1
236.940 MERCER COUNTY SCHOOL TAX	1/02/2007	2,144.32CR	12/2006			BLISTU	1
	1/10/2007	92.56	12/2006			BLISTU	1
	1/17/2007	966.23CR	12/2006			BLISTU	1
	1/25/2007	2,249.67CR 5,267.66CR*	1/2007		*	BLISTU	1

\*\* INTER-COUNTY ENERGY\*\*

Sales Journal from 1/01/2007 to 1/31/2007

BillProcess

G/L Account	Date	Amount	Rev M/Y	Utl	Usage	Source	Seq
236.950 LARUE COUNTY SCHOOL TAX	1/10/2007	362.25CR	12/2006			BLISTU	1
	1/25/2007	1.17CR 363.42CR*	1/2007		*	BLISTU	1
236.960 CASEY COUNTY SCHOOL TAX	1/02/2007	389.83CR	12/2006			BLISTU	1
	1/10/2007	3,456.50CR	12/2006			BLISTU	1
	1/17/2007	2,088.00CR	12/2006			BLISTU	1
	1/25/2007	.46 5,933.87CR*	1/2007		*	BLISTU	1
236.970 DANVILLE CITY SCHOOL TAX	1/17/2007	22.54CR	12/2006			BLISTU	1
	1/25/2007	319.88CR 342.42CR*	1/2007		*	BLISTU	1
236.980 ROCKCASTLE COUNTY SCHOOL TAX	1/02/2007	147.26CR	12/2006			BLISTU	1
		147.26CR*			*		
236.990 NELSON COUNTY SCHOOL TAX	1/02/2007	77.09CR	12/2006			BLISTU	1
	1/10/2007	1,151.69CR	12/2006			BLISTU	1
	1/17/2007	.94CR	12/2006			BLISTU	1
	1/25/2007	.09 1,229.63CR*	1/2007	0	*	BLISTU	1
240.000 INTEREST	1/02/2007	4,819.49	12/2006	0		BLISTU	1
	1/10/2007	14.88	12/2006	0		BLISTU	1
	1/17/2007	18.04	12/2006	0		BLISTU	1
	1/02/2007	2,053.80CR	1/2007	0		UBDEPKJ	1
1/25/2007	19.93 2,818.54 *	1/2007	0	*	BLISTU	1	
431.000 *OTHER* INTEREST ACCOUNT	1/02/2007	2,053.80	1/2007	0		UBDEPKJ	1
		2,053.80 *			*		
440.100 RESIDENTIAL REVENUE	1/02/2007	646,450.75CR	12/2006	E	9,353,072	BLISTU	1
	1/10/2007	329,941.05CR	12/2006	E	4,710,010	BLISTU	1
	1/17/2007	800,758.38CR	12/2006	E	11,498,980	BLISTU	1
	1/25/2007	704,313.86CR 2,481,464.04CR*	1/2007	E	10,131,679 35,693,741 *	BLISTU	1
440.110 FUEL ADJUSTMENT FOR RES RATE	1/02/2007	21,767.97CR	12/2006	E		BLISTU	1
	1/10/2007	10,961.84CR	12/2006	E		BLISTU	1
	1/17/2007	26,779.72CR	12/2006	E		BLISTU	1
	1/25/2007	47,118.09CR 106,627.62CR*	1/2007	E	*	BLISTU	1
440.111 ENVIRONMENTAL SURCHARGE	1/02/2007	45,150.29CR	12/2006			BLISTU	1
	1/10/2007	23,294.52CR	12/2006			BLISTU	1
	1/17/2007	56,363.25CR	12/2006			BLISTU	1
	1/25/2007	49,358.43CR 174,166.49CR*	1/2007		*	BLISTU	1

\* \* \* INTER-COUNTY ENERGY \* \* \*

Sales Journal from 1/01/2007 to 1/31/2007

BilliProcess

G/L Account	Date	Amount	Rev M/Y	Utl	Usage	Source	Seq
440.120 ETS BILLING ACCOUNTS	1/02/2007	1,745.88CR	12/2006	E	45,704	BLISTU	1
	1/10/2007	500.89CR	12/2006	E	13,112	BLISTU	1
	1/17/2007	1,290.32CR	12/2006	E	33,778	BLISTU	1
	1/25/2007	987.20CR	1/2007	E	25,842	BLISTU	1
		4,524.29CR*			118,436 *		
440.130 FUEL ADJUSTMENT FOR E18	1/02/2007	106.51CR	12/2006	E		BLISTU	1
	1/10/2007	30.54CR	12/2006	E		BLISTU	1
	1/17/2007	78.69CR	12/2006	E		BLISTU	1
	1/25/2007	120.15CR	1/2007	E		BLISTU	1
		335.89CR*			*		
440.131 ENVIRONMENTAL SURCHARGE	1/02/2007	129.47CR	12/2006	E		BLISTU	1
	1/10/2007	37.14CR	12/2006	E		BLISTU	1
	1/17/2007	89.70CR	12/2006	E		BLISTU	1
	1/25/2007	74.40CR	1/2007	E		BLISTU	1
		330.71CR*			*		
440.140 ENVIRONMENTAL SURCHARGE	1/02/2007	19.25CR	12/2006	E	700	BLISTU	1
	1/10/2007	11.00CR	12/2006	E	400	BLISTU	1
	1/17/2007	79.75CR	12/2006	E	2,900	BLISTU	1
	1/25/2007	22.00CR	1/2007	E	800	BLISTU	1
		132.00CR*			4,800 *		
442.100 SMALL COMMERCIAL REVENUE	1/02/2007	12,976.87CR	12/2006	E	152,783	BLISTU	1
	1/10/2007	10,437.50CR	12/2006	E	122,598	BLISTU	1
	1/17/2007	16,967.87CR	12/2006	E	217,558	BLISTU	1
	1/25/2007	15,955.05CR	1/2007	E	192,164	BLISTU	1
		56,337.29CR*			685,103 *		
442.110 FUEL ADJUSTMENT	1/02/2007	355.96CR	12/2006	E		BLISTU	1
	1/10/2007	285.66CR	12/2006	E		BLISTU	1
	1/17/2007	506.94CR	12/2006	E		BLISTU	1
	1/25/2007	893.55CR	1/2007	E		BLISTU	1
		2,042.11CR*			*		
442.111 ENVIRONMENTAL SURCHARGE	1/02/2007	2,628.46CR	12/2006	E		BLISTU	1
	1/10/2007	1,010.44CR	12/2006	E		BLISTU	1
	1/17/2007	2,665.15CR	12/2006	E		BLISTU	1
	1/25/2007	2,506.08CR	1/2007	E		BLISTU	1
		8,810.13CR*			*		
442.200 LARGE COMMERCIAL REVENUE	1/02/2007	24,827.10CR	12/2006	E	328,630	BLISTU	1
	1/10/2007	18,911.31CR	12/2006	E	242,452	BLISTU	1
	1/17/2007	34,994.27CR	12/2006	E	519,115	BLISTU	1
	1/25/2007	41,276.80CR	1/2007	E	559,409	BLISTU	1
		120,009.48CR*			1,649,606 *		
442.210 FUEL ADJUSTMENT	1/02/2007	765.71CR	12/2006	E		BLISTU	1
	1/10/2007	564.91CR	12/2006	E		BLISTU	1

\*\* INTER-COUNTY ENERGY \*\*

Sales Journal from 1/01/2007 to 1/31/2007

BillProcess

G/L Account	Date	Amount	Rev M/Y	Utl	Usage	Source	Seq
442.210 FUEL ADJUSTMENT	1/17/2007	1,209.56CR	12/2006	E		BLISTU	1
	1/25/2007	2,601.25CR	1/2007	E		BLISTU	1
		5,141.43CR*			*		
442.211 ENVIRONMENTAL SURCHARGE	1/02/2007	1,570.47CR	12/2006			BLISTU	1
	1/10/2007	1,592.47CR	12/2006			BLISTU	1
	1/17/2007	5,506.76CR	12/2006			BLISTU	1
	1/25/2007	2,861.52CR	1/2007			BLISTU	1
		11,331.22CR*			*		
442.300 LARGE INDUSTRIAL RATE SCHEDULE IND CI	1/17/2007	68,063.55CR	12/2006	E	1,390.739	BLISTU	1
		68,063.55CR*			1,390.739 *		
442.310 FUEL CHARGE FOR LARGE INDUSTRIAL RATE SC	1/17/2007	3,240.42CR	12/2006	E		BLISTU	1
		3,240.42CR*			*		
442.311 ENVIRONMENTAL SURCHARGE	1/17/2007	4,984.15CR	12/2006			BLISTU	1
		4,984.15CR*			*		
442.320 COMMERCIAL SALES MONTIBELLO IND RATE SCH	1/17/2007	118,942.35CR	12/2006	E	2,436.461	BLISTU	1
		118,942.35CR*			2,436.461 *		
442.330 FUEL CHG FOR MONTIBELLO LARGE IND SCHEDU	1/17/2007	5,676.95CR	12/2006	E		BLISTU	1
		5,676.95CR*			*		
442.331 ENVIRONMENTAL SURCHARGE	1/17/2007	5,681.71CR	12/2006			BLISTU	1
		5,681.71CR*			*		
450.000 FORFEITED DISCOUNTS	1/02/2007	62.13	12/2006	O		BLISTU	1
	1/10/2007	216.71	12/2006	O		BLISTU	1
	1/17/2007	38.47	12/2006	O		BLISTU	1
	1/04/2007	15,934.14CR	1/2007			FINALJ	1
	1/11/2007	16,993.28CR	1/2007			FINALJ	1
	1/18/2007	15,347.71CR	1/2007			FINALJ	1
	1/25/2007	42.69	1/2007	O		BLISTU	1
	1/27/2007	7,623.35CR	1/2007			FINALJ	1
		55,538.48CR*			*		
451.000 MISC SERVICE REVENUE FEES	1/02/2007	310.05CR	12/2006	O		BLISTU	1
	1/10/2007	124.30CR	12/2006	O		BLISTU	1
	1/17/2007	334.10CR	12/2006	O		BLISTU	1
	1/25/2007	456.65CR	1/2007	O		BLISTU	1
		1,225.10CR*			*		
454.000 RENT FROM ELECTRIC PROPERTY	1/25/2007	1,400.00CR	1/2007	O		BLISTU	1
		1,400.00CR*			*		

.00 \*\*

\*\* \*INTER-COUNTY ENERGY\* \*\*

Sales Journal from 2/01/2007 to 2/28/2007

G/L Account	Date	Amount	Rev M/Y	Util	Usage	Source	Seq
142.100 ACCOUNTS RECEIVABLE	2/02/2007	743,895.53	1/2007			BLISTU	1
	2/10/2007	445,493.70	1/2007			BLISTU	1
	2/17/2007	1,368,570.66	1/2007			BLISTU	1
	2/03/2007	15,535.95	2/2007			FINALJ	1
	2/14/2007	11,143.90	2/2007			FINALJ	1
	2/21/2007	11,574.11	2/2007			FINALJ	1
	2/27/2007	6,932.74	2/2007			FINALJ	1
	2/25/2007	1,273,896.62	2/2007			BLISTU	1
		3,877,043.21 *					
142.999 A/R CLEARING ACCOUNT	2/02/2007	563.04CR	1/2007	0		BLISTU	1
	2/10/2007	233.27CR	1/2007	0		BLISTU	1
	2/17/2007	357.33	1/2007	0		BLISTU	1
	2/25/2007	582.63CR	2/2007	0		BLISTU	1
		1,021.61CR*					
144.100 BAD DEBT	2/25/2007	43.47CR	2/2007	0		BLISTU	1
		43.47CR*					
200.100 MEMBERSHIP FEES	2/02/2007	1,065.00	1/2007	0		BLISTU	1
	2/10/2007	1,055.00	1/2007	0		BLISTU	1
	2/17/2007	1,110.00	1/2007	0		BLISTU	1
	2/25/2007	1,300.00	2/2007	0		BLISTU	1
		4,530.00 *					
232.110 ACCTS PAYABLE - MEMBERS	2/02/2007	.58	1/2007	0		BLISTU	1
	2/25/2007	.57CR	2/2007	0		BLISTU	1
		.01 *					
235.000 DEPOSIT	2/02/2007	2,625.00	1/2007	0		BLISTU	1
	2/10/2007	2,575.00	1/2007	0		BLISTU	1
	2/17/2007	3,025.00	1/2007	0		BLISTU	1
	2/25/2007	3,400.00	2/2007	0		BLISTU	1
		11,625.00 *					
236.500 STATE SALES TAX	2/02/2007	2,909.98CR	1/2007			BLISTU	1
	2/10/2007	1,628.51CR	1/2007			BLISTU	1
	2/17/2007	17,083.76CR	1/2007			BLISTU	1
	2/25/2007	3,603.74CR	2/2007			BLISTU	1
		25,225.99CR*					
236.600 MARION COUNTY SCHOOL TAX	2/02/2007	1,645.35CR	1/2007			BLISTU	1
	2/10/2007	6,847.15CR	1/2007			BLISTU	1
	2/17/2007	15,822.05CR	1/2007			BLISTU	1
	2/25/2007	57.33CR	2/2007			BLISTU	1
		24,371.88CR*					
236.700 WASHINGTON COUNTY SCHOOL TAX	2/17/2007	671.26CR	1/2007			BLISTU	1
	2/25/2007	8.61CR	2/2007			BLISTU	1
		679.87CR*					



\* \* \* INTER-COUNTY ENERGY \* \* \*

Sales Journal from 2/01/2007 to 2/28/2007

BilliProcess

G/L Account	Date	Amount	Rev M/Y	Utl	Usage	Source	Seq
236.800 MADISON COUNTY SCHOOL TAX	2/02/2007	127.73CR	1/2007			BLISTU	1
	2/25/2007	98.95CR	2/2007			BLISTU	1
		226.68CR*			*		
236.810 TAYLOR COUNTY SCHOOL TAX	2/10/2007	223.86CR	1/2007			BLISTU	1
	2/17/2007	1.42CR	1/2007			BLISTU	1
		225.28CR*			*		
236.830 LINCOLN COUNTY SCHOOL TAX	2/02/2007	7,130.44CR	1/2007			BLISTU	1
	2/10/2007	300.77CR	1/2007			BLISTU	1
	2/17/2007	6,192.15CR	1/2007			BLISTU	1
	2/25/2007	18,431.08CR	2/2007			BLISTU	1
		32,054.44CR*			*		
236.840 3% DANVILLE FRANCHISE TAX	2/17/2007	751.14CR	1/2007			BLISTU	1
	2/25/2007	427.35CR	2/2007			BLISTU	1
		1,178.49CR*			*		
236.900 BURGIN CITY SCHOOL TAX	2/02/2007	836.86CR	1/2007			BLISTU	1
	2/10/2007	3.39CR	1/2007			BLISTU	1
		840.25CR*			*		
236.910 BOYLE COUNTY SCHOOL TAX	2/02/2007	669.23CR	1/2007			BLISTU	1
	2/10/2007	6.81CR	1/2007			BLISTU	1
	2/17/2007	11,369.84CR	1/2007			BLISTU	1
	2/25/2007	1,835.41CR	2/2007			BLISTU	1
		13,881.29CR*			*		
236.920 STANFORD FRANCHISE TAX	2/02/2007	1.80CR	1/2007			BLISTU	1
	2/10/2007	6.38CR	1/2007			BLISTU	1
	2/17/2007	8.28CR	1/2007			BLISTU	1
	2/25/2007	1,398.00CR	2/2007			BLISTU	1
	1,414.46CR*			*			
236.930 GARRARD COUNTY SCHOOL TAX	2/02/2007	7,787.85CR	1/2007			BLISTU	1
	2/10/2007	23.81CR	1/2007			BLISTU	1
	2/17/2007	1,394.26CR	1/2007			BLISTU	1
	2/25/2007	12,256.39CR	2/2007			BLISTU	1
		21,462.31CR*			*		
236.940 MERCER COUNTY SCHOOL TAX	2/02/2007	2,449.82CR	1/2007			BLISTU	1
	2/10/2007	.35CR	1/2007			BLISTU	1
	2/17/2007	1,077.50CR	1/2007			BLISTU	1
	2/25/2007	3,341.07CR	2/2007			BLISTU	1
	6,868.74CR*			*			
236.950 LARUE COUNTY SCHOOL TAX	2/10/2007	372.34CR	1/2007			BLISTU	1
	2/25/2007	5.07CR	2/2007			BLISTU	1
		377.41CR*			*		

\* \* \* INTER-COUNTY ENERGY \* \* \*

Sales Journal from 2/01/2007 to 2/28/2007

BilliProcess

G/L Account	Date	Amount	Rev M/Y	Utl	Usage	Source	Seq
236.960 CASEY COUNTY SCHOOL TAX	2/02/2007	392.01CR	1/2007			BLJSTJ	1
	2/10/2007	3,850.28CR	1/2007			BLJSTJ	1
	2/17/2007	2,341.81CR	1/2007			BLJSTJ	1
	2/25/2007	13.85CR	2/2007			BLJSTJ	1
		6,597.95CR*			*		
236.970 DANVILLE CITY SCHOOL TAX	2/17/2007	29.10CR	1/2007			BLJSTJ	1
	2/25/2007	426.96CR	2/2007			BLJSTJ	1
		456.06CR*			*		
236.980 ROCKCASTLE COUNTY SCHOOL TAX	2/02/2007	124.30CR	1/2007			BLJSTJ	1
		124.30CR*			*		
236.990 NELSON COUNTY SCHOOL TAX	2/02/2007	75.58CR	1/2007			BLJSTJ	1
	2/10/2007	1,184.88CR	1/2007			BLJSTJ	1
	2/17/2007	4.18CR	1/2007			BLJSTJ	1
		1,264.64CR*			*		
240.000 INTEREST	2/02/2007	12.88	1/2007	O		BLJSTJ	1
	2/10/2007	25.98	1/2007	O		BLJSTJ	1
	2/17/2007	35.56	1/2007	O		BLJSTJ	1
	2/02/2007	2,048.87CR	2/2007	O		UBDRPIJ	1
		33.08	2/2007	O		BLJSTJ	1
		1,941.37CR*			*		
431.000 *OTHER* INTEREST ACCOUNT	2/02/2007	2,048.87	2/2007	O		UBDRPIJ	1
		2,048.87 *			*		
440.100 RESIDENTIAL REVENUE	2/02/2007	587,942.97CR	1/2007	R	8,435,231	BLJSTJ	1
	2/10/2007	347,762.03CR	1/2007	R	4,989,678	BLJSTJ	1
	2/17/2007	886,240.65CR	1/2007	R	12,842,950	BLJSTJ	1
	2/25/2007	992,957.29CR	2/2007	R	14,655,520	BLJSTJ	1
		2,814,902.94CR*			40,923,379 *		
440.110 FUEL ADJUSTMENT FOR RES RATE	2/02/2007	39,220.39CR	1/2007	R		BLJSTJ	1
	2/10/2007	23,201.18CR	1/2007	R		BLJSTJ	1
	2/17/2007	59,705.70CR	1/2007	R		BLJSTJ	1
	2/25/2007	100,972.62CR	2/2007	R		BLJSTJ	1
		223,099.89CR*			*		
440.111 ENVIRONMENTAL SURCHARGE	2/02/2007	40,766.51CR	1/2007			BLJSTJ	1
	2/10/2007	24,371.15CR	1/2007			BLJSTJ	1
	2/17/2007	62,006.17CR	1/2007			BLJSTJ	1
	2/25/2007	62,171.97CR	2/2007			BLJSTJ	1
		189,315.80CR*			*		
440.120 ETS BILLING ACCOUNTS	2/02/2007	1,622.13CR	1/2007	R	42,463	BLJSTJ	1
	2/10/2007	523.19CR	1/2007	R	13,696	BLJSTJ	1
	2/17/2007	1,536.84CR	1/2007	R	40,231	BLJSTJ	1
	2/25/2007	1,862.92CR	2/2007	R	48,768	BLJSTJ	1
		5,545.08CR*			145,158 *		

\*\* INTER-COUNTY ENERGY\*\* \*

Sales Journal from 2/01/2007 to 2/28/2007

BilliProcess

G/L Account	Date	Amount	Rev M/Y	UTL	Usage	Source	Seq
440.130 FUEL ADJUSTMENT FOR E18	2/02/2007	197.45CR	1/2007	E		BLISTU	1
	2/10/2007	63.70CR	1/2007	E		BLISTU	1
	2/17/2007	187.08CR	1/2007	E		BLISTU	1
	2/25/2007	336.02CR	2/2007	E		BLISTU	1
		784.25CR*			*		
440.131 ENVIRONMENTAL SURCHARGE	2/02/2007	122.28CR	1/2007			BLISTU	1
	2/10/2007	39.43CR	1/2007			BLISTU	1
	2/17/2007	108.29CR	1/2007			BLISTU	1
	2/25/2007	127.56CR	2/2007			BLISTU	1
		397.56CR*			*		
440.140 ENVIROMATTS	2/02/2007	19.25CR	1/2007	E	700	BLISTU	1
	2/10/2007	11.00CR	1/2007	E	400	BLISTU	1
	2/17/2007	79.75CR	1/2007	E	2,900	BLISTU	1
	2/25/2007	22.00CR	2/2007	E	800	BLISTU	1
		132.00CR*			4,800 *		
442.100 SMALL COMMERCIAL REVENUE	2/02/2007	11,302.94CR	1/2007	E	131,662	BLISTU	1
	2/10/2007	10,784.96CR	1/2007	E	133,687	BLISTU	1
	2/17/2007	18,409.61CR	1/2007	E	237,929	BLISTU	1
	2/25/2007	19,893.47CR	2/2007	E	247,007	BLISTU	1
		60,390.98CR*			750,285 *		
442.110 FUEL ADJUSTMENT	2/02/2007	612.19CR	1/2007	E		BLISTU	1
	2/10/2007	621.64CR	1/2007	E		BLISTU	1
	2/17/2007	1,106.37CR	1/2007	E		BLISTU	1
	2/25/2007	1,701.84CR	2/2007	E		BLISTU	1
		4,042.04CR*			*		
442.111 ENVIRONMENTAL SURCHARGE	2/02/2007	3,252.08CR	1/2007			BLISTU	1
	2/10/2007	1,295.51CR	1/2007			BLISTU	1
	2/17/2007	2,822.34CR	1/2007			BLISTU	1
	2/25/2007	2,795.12CR	2/2007			BLISTU	1
		10,165.05CR*			*		
442.200 LARGE COMMERCIAL REVENUE	2/02/2007	33,786.31CR	1/2007	E	471,439	BLISTU	1
	2/10/2007	22,696.83CR	1/2007	E	307,403	BLISTU	1
	2/17/2007	36,004.48CR	1/2007	E	541,881	BLISTU	1
	2/25/2007	44,723.45CR	2/2007	E	610,157	BLISTU	1
		137,211.07CR*			1,930,880 *		
442.210 FUEL ADJUSTMENT	2/02/2007	2,192.18CR	1/2007	E		BLISTU	1
	2/10/2007	1,429.41CR	1/2007	E		BLISTU	1
	2/17/2007	2,519.75CR	1/2007	E		BLISTU	1
	2/25/2007	4,203.98CR	2/2007	E		BLISTU	1
		10,345.32CR*			*		
442.211 ENVIRONMENTAL SURCHARGE	2/02/2007	1,275.13CR	1/2007			BLISTU	1
	2/10/2007	1,620.18CR	1/2007			BLISTU	1

\* \* \* INTER-COUNTY ENERGY \* \* \*

Sales Journal from 2/01/2007 to 2/28/2007

BilliProcess

G/L Account	Date	Amount	Rev M/Y	Utl	Usage	Source	Seq
442.211 ENVIRONMENTAL SURCHARGE	2/17/2007	5,795.30CR	1/2007			BLISTJ	1
	2/25/2007	2,481.85CR	2/2007			BLISTJ	1
		11,172.46CR*					
442.300 LARGE INDUSTRIAL RATE SCHEDULE IND C1	2/17/2007	78,768.92CR	1/2007	E	1,691,030	BLISTJ	1
		78,768.92CR*			1,691,030 *		
442.310 FUEL CHARGE FOR LARGE INDUSTRIAL RATE SC	2/17/2007	7,863.29CR	1/2007	E		BLISTJ	1
		7,863.29CR*					
442.311 ENVIRONMENTAL SURCHARGE	2/17/2007	5,821.68CR	1/2007			BLISTJ	1
		5,821.68CR*					
442.320 COMMERCIAL SALES MONTIBELLO IND RATE SCH	2/17/2007	128,855.53CR	1/2007	E	2,708,051	BLISTJ	1
		128,855.53CR*			2,708,051 *		
442.330 FUEL CHG FOR MONTIBELLO LARGE IND SCHEDU	2/17/2007	12,592.44CR	1/2007	E		BLISTJ	1
		12,592.44CR*					
442.331 ENVIRONMENTAL SURCHARGE	2/17/2007	6,241.23CR	1/2007			BLISTJ	1
		6,241.23CR*					
450.000 FORFEITED DISCOUNTS	2/02/2007	12.86	1/2007	O		BLISTJ	1
	2/10/2007	22.63	1/2007	O		BLISTJ	1
	2/17/2007	891.72	1/2007	O		BLISTJ	1
	2/03/2007	15,535.95CR	2/2007			FINALJ	1
	2/14/2007	11,143.90CR	2/2007			FINALJ	1
	2/21/2007	11,574.11CR	2/2007			FINALJ	1
	2/27/2007	6,932.74CR	2/2007			FINALJ	1
	2/25/2007	35.52	2/2007	O		BLISTJ	1
		44,223.97CR*					
451.000 MISC SERVICE REVENUE FEES	2/02/2007	586.05CR	1/2007	O		BLISTJ	1
	2/10/2007	70.30CR	1/2007	O		BLISTJ	1
	2/17/2007	578.10CR	1/2007	O		BLISTJ	1
	2/25/2007	484.65CR	2/2007	O		BLISTJ	1
		1,719.10CR*					
454.000 RENT FROM ELECTRIC PROPERTY	2/25/2007	1,400.00CR	2/2007	O		BLISTJ	1
		1,400.00CR*					

.00 \*\*

\*\* INTER-COUNTY ENERGY\*\*

Sales Journal from 3/01/2007 to 3/31/2007

BilliProcess

G/L Account	Date	Amount	Rev M/Y	Utl	Usage	Source	Seq
142.100 ACCOUNTS RECEIVABLE	3/02/2007	1,138,566.89	2/2007			BLISTU	1
	3/10/2007	575,857.44	2/2007			BLISTU	1
	3/17/2007	1,567,030.77	2/2007			BLISTU	1
	3/06/2007	16,500.68	3/2007			FINALJ	1
	3/14/2007	18,413.37	3/2007			FINALJ	1
142.999 A/R CLEARING ACCOUNT	3/20/2007	19,171.18	3/2007			FINALJ	1
	3/27/2007	9,360.40	3/2007			FINALJ	1
	3/25/2007	1,127,906.72	3/2007			BLISTU	1
		4,472,611.44 *					
144.100 BAD DEBT	3/02/2007	801.79CR	2/2007	0		BLISTU	1
	3/10/2007	443.61CR	2/2007	0		BLISTU	1
	3/17/2007	585.01CR	2/2007	0		BLISTU	1
	3/25/2007	961.09CR	3/2007	0		BLISTU	1
		2,791.50CR*					
200.100 MEMBERSHIP FEES	3/10/2007	24,271.28	2/2007	0		BLISTU	1
		24,271.28 *					
	3/02/2007	2,125.00	2/2007	0		BLISTU	1
	3/10/2007	2,910.00	2/2007	0		BLISTU	1
	3/17/2007	1,690.00	2/2007	0		BLISTU	1
232.110 ACCTS PAYABLE - MEMBERS SM CR OR DR BAL	3/25/2007	2,215.00	3/2007	0		BLISTU	1
		8,940.00 *					
	3/02/2007	.99CR	2/2007	0		BLISTU	1
	3/10/2007	.40CR	2/2007	0		BLISTU	1
		1.39CR*					
235.000 DEPOSIT	3/02/2007	4,625.00	2/2007	0		BLISTU	1
	3/10/2007	3,475.00	2/2007	0		BLISTU	1
	3/17/2007	4,450.00	2/2007	0		BLISTU	1
	3/25/2007	4,975.00	3/2007	0		BLISTU	1
		17,525.00 *					
236.500 STATE SALES TAX	3/02/2007	3,715.22CR	2/2007			BLISTU	1
	3/10/2007	1,795.13CR	2/2007			BLISTU	1
	3/17/2007	16,580.86CR	2/2007			BLISTU	1
	3/25/2007	3,428.17CR	3/2007			BLISTU	1
			25,519.38CR*				
236.600 MARION COUNTY SCHOOL TAX	3/02/2007	2,356.50CR	2/2007			BLISTU	1
	3/10/2007	9,293.88CR	2/2007			BLISTU	1
	3/17/2007	19,017.55CR	2/2007			BLISTU	1
	3/25/2007	33.92CR	3/2007			BLISTU	1
		30,701.85CR*					
236.700 WASHINGTON COUNTY SCHOOL TAX	3/02/2007	7.92CR	2/2007			BLISTU	1
	3/17/2007	857.53CR	2/2007			BLISTU	1
	3/25/2007	6.36CR	3/2007			BLISTU	1
		871.81CR*					

\* \* \* INTER-COUNTY ENERGY \* \* \*

Sales Journal from 3/01/2007 to 3/31/2007

BilliProcess

G/L Account	Date	Amount	Rev M/Y	Utl	Usage	Source	Seq
236.800 MADISON COUNTY SCHOOL TAX	3/02/2007	195.21CR	2/2007			BLISTU	1
	3/10/2007	.84CR	2/2007			BLISTU	1
	3/17/2007	.33CR	2/2007			BLISTU	1
236.810 TAYLOR COUNTY SCHOOL TAX	3/25/2007	77.25CR	3/2007		*	BLISTU	1
	3/25/2007	273.63CR*					
236.830 LINCOLN COUNTY SCHOOL TAX	3/10/2007	329.96CR	2/2007			BLISTU	1
	3/17/2007	2.46CR	2/2007		*	BLISTU	1
	3/17/2007	332.42CR*					
236.840 3 DANVILLE FRANCHISE TAX	3/02/2007	10,945.60CR	2/2007			BLISTU	1
	3/10/2007	401.24CR	2/2007			BLISTU	1
	3/17/2007	6,763.16CR	2/2007			BLISTU	1
	3/25/2007	16,586.88CR	3/2007		*	BLISTU	1
236.900 BURGIN CITY SCHOOL TAX	3/17/2007	34,696.88CR*					
	3/17/2007	731.12CR	2/2007			BLISTU	1
	3/25/2007	386.74CR	3/2007		*	BLISTU	1
236.910 BOYLE COUNTY SCHOOL TAX	3/17/2007	1,117.86CR*					
	3/02/2007	1,491.55CR	2/2007			BLISTU	1
	3/17/2007	1.01CR	2/2007			BLISTU	1
236.920 STANFORD FRANCHISE TAX	3/25/2007	5.79CR	3/2007		*	BLISTU	1
	3/25/2007	1,498.35CR*					
	3/02/2007	1,101.72CR	2/2007			BLISTU	1
	3/10/2007	31.47CR	2/2007			BLISTU	1
236.930 GARRARD COUNTY SCHOOL TAX	3/17/2007	12,545.00CR	2/2007			BLISTU	1
	3/25/2007	1,685.66CR	3/2007		*	BLISTU	1
	3/25/2007	15,363.85CR*					
236.940 MERCER COUNTY SCHOOL TAX	3/10/2007	2.29CR	2/2007			BLISTU	1
	3/17/2007	9.44CR	2/2007			BLISTU	1
	3/25/2007	1,290.68CR	3/2007		*	BLISTU	1
236.950 LARUE COUNTY SCHOOL TAX	3/02/2007	1,302.41CR*					
	3/02/2007	12,436.99CR	2/2007			BLISTU	1
	3/10/2007	43.69CR	2/2007			BLISTU	1
	3/17/2007	1,298.84CR	2/2007			BLISTU	1
236.940 MERCER COUNTY SCHOOL TAX	3/25/2007	10,426.64CR	3/2007		*	BLISTU	1
	3/25/2007	24,206.16CR*					
	3/02/2007	3,360.10CR	2/2007			BLISTU	1
236.950 LARUE COUNTY SCHOOL TAX	3/10/2007	50.03CR	2/2007			BLISTU	1
	3/17/2007	1,353.92CR	2/2007			BLISTU	1
	3/25/2007	3,070.13CR	3/2007		*	BLISTU	1
236.950 LARUE COUNTY SCHOOL TAX	3/10/2007	7,834.18CR*					
	3/10/2007	558.78CR	2/2007		*	BLISTU	1
3/10/2007	558.78CR*						

\*\* INTER-COUNTY ENERGY\*\*

Sales Journal from 3/01/2007 to 3/31/2007

BilliProcess

G/L Account	Date	Amount	Rev M/Y	Utl	Usage	Source	Seq
236.960 CASEY COUNTY SCHOOL TAX	3/02/2007	571.64CR	2/2007			BLISTU	1
	3/10/2007	5,096.15CR	2/2007			BLISTU	1
	3/17/2007	2,833.29CR	2/2007			BLISTU	1
	3/25/2007	5.18CR	3/2007		*	BLISTU	1
		8,506.26CR*					
236.970 DANVILLE CITY SCHOOL TAX	3/17/2007	29.31CR	2/2007			BLISTU	1
	3/25/2007	386.38CR	3/2007		*	BLISTU	1
		415.69CR*					
236.980 ROCKCASTLE COUNTY SCHOOL TAX	3/02/2007	207.09CR	2/2007			BLISTU	1
	3/17/2007	4.73CR	2/2007		*	BLISTU	1
		211.82CR*					
236.990 NELSON COUNTY SCHOOL TAX	3/02/2007	115.09CR	2/2007			BLISTU	1
	3/10/2007	1,588.72CR	2/2007			BLISTU	1
	3/17/2007	.33CR	2/2007		*	BLISTU	1
		1,704.14CR*					
240.000 INTEREST	3/02/2007	44.90	2/2007	O		BLISTU	1
	3/10/2007	51.61	2/2007	O		BLISTU	1
	3/17/2007	72.55	2/2007	O		BLISTU	1
	3/02/2007	2,040.16CR	3/2007	O		UBDEPIJ	1
		76.71	3/2007	O	*	BLISTU	1
		1,794.39CR*					
431.000 "OTHER" INTEREST ACCOUNT	3/02/2007	2,040.16	3/2007	O		UBDEPIJ	1
		2,040.16	*		*		
440.100 RESIDENTIAL REVENUE	3/02/2007	890,912.08CR	2/2007	E	13,187,902	BLISTU	1
	3/10/2007	467,364.28CR	2/2007	E	6,858,360	BLISTU	1
	3/17/2007	1,031,891.42CR	2/2007	E	15,127,230	BLISTU	1
	3/25/2007	851,499.92CR	3/2007	E	12,430,996	BLISTU	1
		3,241,667.70CR*			47,604,488	*	
440.110 FUEL ADJUSTMENT FOR RES RATE	3/02/2007	90,842.26CR	2/2007	E		BLISTU	1
	3/10/2007	47,251.27CR	2/2007	E		BLISTU	1
	3/17/2007	104,196.29CR	2/2007	E		BLISTU	1
	3/25/2007	105,783.89CR	3/2007	E		BLISTU	1
		348,073.71CR*			*		
440.111 ENVIRONMENTAL SURCHARGE	3/02/2007	55,201.99CR	2/2007			BLISTU	1
	3/10/2007	29,157.84CR	2/2007			BLISTU	1
	3/17/2007	64,363.30CR	2/2007			BLISTU	1
	3/25/2007	62,881.34CR	3/2007		*	BLISTU	1
		211,604.47CR*			*		
440.120 ETS BILLING ACCOUNTS	3/02/2007	2,864.02CR	2/2007	E	74,974	BLISTU	1
	3/10/2007	904.50CR	2/2007	E	23,678	BLISTU	1
	3/17/2007	1,862.59CR	2/2007	E	48,759	BLISTU	1

\* \* \* INTER-COUNTY ENERGY \* \* \*

Sales Journal from 3/01/2007 to 3/31/2007

BillProcess

G/L Account	Date	Amount	Rev M/Y	Utl	Usage	Source	Seq
440.120 ETS BILLING ACCOUNTS	3/25/2007	1,483.41CR 7,114.52CR*	3/2007	E	38,833 186,244 *	BLISTJ	1
440.130 FUEL ADJUSTMENT FOR E18	3/02/2007	516.57CR	2/2007	E		BLISTJ	1
	3/10/2007	163.12CR	2/2007	E		BLISTJ	1
	3/17/2007	335.96CR	2/2007	E		BLISTJ	1
	3/25/2007	330.47CR	3/2007	E		BLISTJ	1
	3/25/2007	1,346.12CR*					
440.131 ENVIRONMENTAL SURCHARGE	3/02/2007	196.07CR	2/2007			BLISTJ	1
	3/10/2007	61.92CR	2/2007			BLISTJ	1
	3/17/2007	115.65CR	2/2007			BLISTJ	1
	3/25/2007	121.73CR	3/2007			BLISTJ	1
	3/25/2007	495.37CR*					
440.140 ENVIRONMENTAL SURCHARGE	3/02/2007	19.25CR	2/2007	E	700	BLISTJ	1
	3/10/2007	11.00CR	2/2007	E	400	BLISTJ	1
	3/17/2007	79.75CR	2/2007	E	2,900	BLISTJ	1
	3/25/2007	22.00CR	3/2007	E	800	BLISTJ	1
	3/25/2007	132.00CR*			4,800 *		
442.100 SMALL COMMERCIAL REVENUE	3/02/2007	17,054.05CR	2/2007	E	212,324	BLISTJ	1
	3/10/2007	11,130.40CR	2/2007	E	139,034	BLISTJ	1
	3/17/2007	22,063.08CR	2/2007	E	283,506	BLISTJ	1
	3/25/2007	18,143.96CR	3/2007	E	227,854	BLISTJ	1
	3/25/2007	68,391.49CR*			862,718 *		
442.110 FUEL ADJUSTMENT	3/02/2007	1,462.91CR	2/2007	E		BLISTJ	1
	3/10/2007	957.95CR	2/2007	E		BLISTJ	1
	3/17/2007	1,953.35CR	2/2007	E		BLISTJ	1
	3/25/2007	1,890.59CR	3/2007	E		BLISTJ	1
	3/25/2007	6,264.80CR*					
442.111 ENVIRONMENTAL SURCHARGE	3/02/2007	3,864.07CR	2/2007			BLISTJ	1
	3/10/2007	1,371.55CR	2/2007			BLISTJ	1
	3/17/2007	2,905.79CR	2/2007			BLISTJ	1
	3/25/2007	2,960.10CR	3/2007			BLISTJ	1
	3/25/2007	11,101.51CR*					
442.200 LARGE COMMERCIAL REVENUE	3/02/2007	39,475.87CR	2/2007	E	582,651	BLISTJ	1
	3/10/2007	24,625.55CR	2/2007	E	334,219	BLISTJ	1
	3/17/2007	44,058.49CR	2/2007	E	676,034	BLISTJ	1
	3/25/2007	42,267.54CR	3/2007	E	563,239	BLISTJ	1
	3/25/2007	150,427.42CR*			2,156,143 *		
442.210 FUEL ADJUSTMENT	3/02/2007	4,014.44CR	2/2007	E		BLISTJ	1
	3/10/2007	2,302.76CR	2/2007	E		BLISTJ	1
	3/17/2007	4,657.87CR	2/2007	E		BLISTJ	1
	3/25/2007	4,793.16CR	3/2007	E		BLISTJ	1
	3/25/2007	15,768.23CR*					



\*\* INTER-COUNTY ENERGY\*\*

Sales Journal from 3/01/2007 to 3/31/2007

BilliProcess

G/L Account	Date	Amount	Rev M/Y	Utl	Usage	Source	Seq
442.211 ENVIRONMENTAL SURCHARGE	3/02/2007	1,381.58CR	2/2007			BLISTU	1
	3/10/2007	1,560.89CR	2/2007			BLISTU	1
	3/17/2007	5,320.66CR	2/2007			BLISTU	1
	3/25/2007	2,791.06CR	3/2007			BLISTU	1
		11,054.19CR*					
442.300 LARGE INDUSTRIAL RATE SCHEDULE IND C1	3/17/2007	72,294.59CR	2/2007	E	1,509,422	BLISTU	1
		72,294.59CR*			1,509,422 *		
442.310 FUEL CHARGE FOR LARGE INDUSTRIAL RATE SC	3/17/2007	10,399.92CR	2/2007	E		BLISTU	1
		10,399.92CR*					
442.311 ENVIRONMENTAL SURCHARGE	3/17/2007	4,796.28CR	2/2007			BLISTU	1
		4,796.28CR*					
442.320 COMMERCIAL SALES MONTIBELLO IND RATE SCH	3/17/2007	117,405.12CR	2/2007	E	2,370,884	BLISTU	1
		117,405.12CR*			2,370,884 *		
442.330 FUEL CHG FOR MONTIBELLO LARGE IND SCHEDU	3/17/2007	16,335.41CR	2/2007	E		BLISTU	1
		16,335.41CR*					
442.331 ENVIRONMENTAL SURCHARGE	3/17/2007	5,186.85CR	2/2007			BLISTU	1
		5,186.85CR*					
450.000 FORFEITED DISCOUNTS	3/02/2007	41.14	2/2007	O		BLISTU	1
	3/10/2007	16.16	2/2007	O		BLISTU	1
	3/17/2007	51.04	2/2007	O		BLISTU	1
	3/06/2007	16,500.68CR	3/2007			FINALJ	1
	3/14/2007	18,413.37CR	3/2007			FINALJ	1
	3/20/2007	19,171.18CR	3/2007			FINALJ	1
	3/27/2007	9,360.40CR	3/2007			FINALJ	1
	3/25/2007	45.26	3/2007	O		BLISTU	1
		63,292.03CR*					
451.000 MISC SERVICE REVENUE FEES	3/02/2007	292.35CR	2/2007	O		BLISTU	1
	3/10/2007	82.30CR	2/2007	O		BLISTU	1
	3/17/2007	458.10CR	2/2007	O		BLISTU	1
	3/25/2007	500.65CR	3/2007	O		BLISTU	1
		1,333.40CR*					
454.000 RENT FROM ELECTRIC PROPERTY	3/25/2007	1,400.00CR	3/2007	O		BLISTU	1
		1,400.00CR*					

.00 \*\*

\* \* \* INTER-COUNTY ENERGY \* \* \*

Sales Journal from 4/01/2007 to 4/30/2007

BilliProcess

G/L Account	Date	Amount	Rev M/Y	Utl	Usage	Source	Seq
142.100 ACCOUNTS RECEIVABLE	4/02/2007	815,936.73	3/2007			BLISTU	1
	4/10/2007	398,007.27	3/2007			BLISTU	1
	4/17/2007	1,115,054.17	3/2007			BLISTU	1
	4/03/2007	23,790.90	4/2007			FINALJ	1
	4/11/2007	18,059.73	4/2007			FINALJ	1
	4/18/2007	14,188.87	4/2007			FINALJ	1
SHEREE	4/26/2007	8,345.68	4/2007			FINALJ	1
	4/25/2007	829,598.85	4/2007			BLISTU	1
		3,222,982.20			*		
142.999 A/R CLEARING ACCOUNT	4/02/2007	1,083.91CR	3/2007	0		BLISTU	1
	4/10/2007	472.52CR	3/2007	0		BLISTU	1
	4/17/2007	1,779.53CR	3/2007	0		BLISTU	1
	4/25/2007	939.96CR	4/2007	0		BLISTU	1
		4,275.92CR*			*		
200.100 MEMBERSHIP FEES	4/02/2007	1,445.00	3/2007	0		BLISTU	1
	4/10/2007	1,755.00	3/2007	0		BLISTU	1
	4/17/2007	2,260.00	3/2007	0		BLISTU	1
	4/25/2007	2,425.00	4/2007	0		BLISTU	1
		7,885.00			*		
232.110 ACCTS PAYABLE - MEMBERS	4/02/2007	.70CR	3/2007	0		BLISTU	1
	4/17/2007	.09	3/2007	0		BLISTU	1
		.61CR*			*		
235.000 DEPOSIT	4/02/2007	3,750.00	3/2007	0		BLISTU	1
	4/10/2007	4,575.00	3/2007	0		BLISTU	1
	4/17/2007	5,150.00	3/2007	0		BLISTU	1
	4/25/2007	6,600.00	4/2007	0		BLISTU	1
		20,075.00			*		
236.500 STATE SALES TAX	4/02/2007	3,351.43CR	3/2007			BLISTU	1
	4/10/2007	1,426.79CR	3/2007			BLISTU	1
	4/17/2007	18,544.52CR	3/2007			BLISTU	1
	4/25/2007	3,658.80CR	4/2007			BLISTU	1
		26,981.54CR*			*		
236.600 MARION COUNTY SCHOOL TAX	4/02/2007	1,636.53CR	3/2007			BLISTU	1
	4/10/2007	6,332.48CR	3/2007			BLISTU	1
	4/17/2007	14,918.51CR	3/2007			BLISTU	1
	4/25/2007	14.04CR	4/2007			BLISTU	1
		22,901.56CR*			*		
236.700 WASHINGTON COUNTY SCHOOL TAX	4/17/2007	480.10CR	3/2007			BLISTU	1
	4/25/2007	4.72CR	4/2007			BLISTU	1
		484.82CR*			*		
236.800 MADISON COUNTY SCHOOL TAX	4/02/2007	138.65CR	3/2007			BLISTU	1
	4/10/2007	.21CR	3/2007			BLISTU	1

\*\*\*INTER-COUNTY ENERGY\*\*\*

Sales Journal from 4/01/2007 to 4/30/2007

BillProcess

G/L Account	Date	Amount	Rev M/Y	Utl	Usage	Source	Seq
236.800 MADISON COUNTY SCHOOL TAX	4/25/2007	53.51CR 192.37CR*	4/2007		*	BLISTJ	1
236.810 TAYLOR COUNTY SCHOOL TAX	4/10/2007 4/17/2007	206.52CR 2.19CR 208.71CR*	3/2007 3/2007		*	BLISTJ BLISTJ	1 1
236.830 LINCOLN COUNTY SCHOOL TAX	4/02/2007 4/10/2007 4/17/2007 4/25/2007	7,978.20CR 231.64CR 4,183.86CR 12,371.04CR 24,764.76CR*	3/2007 3/2007 3/2007 4/2007		*	BLISTJ BLISTJ BLISTJ BLISTJ	1 1 1 1
236.840 3% DANVILLE FRANCHISE TAX	4/17/2007 4/25/2007	776.77CR 331.68CR 1,108.45CR*	3/2007 4/2007		*	BLISTJ BLISTJ	1 1
236.900 BURGIN CITY SCHOOL TAX	4/02/2007 4/10/2007 4/25/2007	995.18CR 2.14 1.98CR 995.02CR*	3/2007 3/2007 4/2007	0	*	BLISTJ BLISTJ BLISTJ	1 1 1
236.910 BOYLE COUNTY SCHOOL TAX	4/02/2007 4/10/2007 4/17/2007 4/25/2007	755.19CR 21.54CR 8,071.72CR 1,176.78CR 10,025.23CR*	3/2007 3/2007 3/2007 4/2007		*	BLISTJ BLISTJ BLISTJ BLISTJ	1 1 1 1
236.920 STANFORD FRANCHISE TAX	4/10/2007 4/17/2007 4/25/2007	4.72CR 4.13CR 909.59CR 918.44CR*	3/2007 3/2007 4/2007		*	BLISTJ BLISTJ BLISTJ	1 1 1
236.930 GARRARD COUNTY SCHOOL TAX	4/02/2007 4/10/2007 4/17/2007 4/25/2007	8,536.50CR 22.88CR 712.98CR 7,481.81CR 16,754.17CR*	3/2007 3/2007 3/2007 4/2007		*	BLISTJ BLISTJ BLISTJ BLISTJ	1 1 1 1
236.940 MERCER COUNTY SCHOOL TAX	4/02/2007 4/10/2007 4/17/2007 4/25/2007	2,759.82CR 3.51CR 1,350.63CR 2,207.12CR 6,321.08CR*	3/2007 3/2007 3/2007 4/2007		*	BLISTJ BLISTJ BLISTJ BLISTJ	1 1 1 1
236.950 LARUE COUNTY SCHOOL TAX	4/02/2007 4/10/2007 4/17/2007	7.27CR 350.56CR 4.56CR 362.39CR*	3/2007 3/2007 3/2007		*	BLISTJ BLISTJ BLISTJ	1 1 1

\* \* \*INTER-COUNTY ENERGY\* \* \*

Sales Journal from 4/01/2007 to 4/30/2007

BilliProcess

G/L Account	Date	Amount	Rev M/Y	Utl	Usage	Source	Seq
236.960 CASEY COUNTY SCHOOL TAX	4/02/2007	354.91CR	3/2007			BLISTU	1
	4/10/2007	3,243.47CR	3/2007			BLISTU	1
	4/17/2007	1,732.14CR	3/2007			BLISTU	1
	4/25/2007	1.09CR	4/2007		*	BLISTU	1
236.970 DANVILLE CITY SCHOOL TAX	4/17/2007	25.69CR	3/2007			BLISTU	1
	4/25/2007	331.32CR	4/2007		*	BLISTU	1
		357.01CR*					
236.980 ROCKCASTLE COUNTY SCHOOL TAX	4/02/2007	131.15CR	3/2007			BLISTU	1
	4/25/2007	4.09CR	4/2007		*	BLISTU	1
		135.24CR*					
236.990 NELSON COUNTY SCHOOL TAX	4/02/2007	76.59CR	3/2007			BLISTU	1
	4/10/2007	1,094.91CR	3/2007			BLISTU	1
	4/17/2007	1.97CR	3/2007			BLISTU	1
	4/25/2007	3.29CR	4/2007		*	BLISTU	1
240.000 INTEREST	4/02/2007	58.43	3/2007	O		BLISTU	1
	4/10/2007	90.43	3/2007	O		BLISTU	1
	4/17/2007	100.17	3/2007	O		BLISTU	1
	4/02/2007	2,027.20CR	4/2007	O		UBDEPIJ	1
431.000 *OTHER* INTEREST ACCOUNT	4/25/2007	128.57	4/2007	O		BLISTU	1
	4/02/2007	1,649.60CR*			*		
440.100 RESIDENTIAL REVENUE	4/02/2007	2,027.20	4/2007	O		UBDEPIJ	1
		2,027.20 *			*		
440.110 FUEL ADJUSTMENT FOR RES RATE	4/02/2007	609,263.34CR	3/2007	E	8,772,825	BLISTU	1
	4/10/2007	297,040.29CR	3/2007	E	4,187,794	BLISTU	1
	4/17/2007	614,664.85CR	3/2007	E	8,583,892	BLISTU	1
	4/25/2007	571,908.64CR	4/2007	E	8,045,377	BLISTU	1
		2,092,877.12CR*			29,589,888 *		
440.111 ENVIRONMENTAL SURCHARGE	4/02/2007	74,655.97CR	3/2007	E		BLISTU	1
	4/10/2007	35,634.96CR	3/2007	E		BLISTU	1
	4/17/2007	73,022.72CR	3/2007	E		BLISTU	1
	4/25/2007	114,303.27CR	4/2007	E		BLISTU	1
		297,616.92CR*			*		
440.120 ETS BILLING ACCOUNTS	4/02/2007	44,411.01CR	3/2007			BLISTU	1
	4/10/2007	21,734.58CR	3/2007			BLISTU	1
	4/17/2007	44,767.05CR	3/2007			BLISTU	1
	4/25/2007	44,237.90CR	4/2007		*	BLISTU	1
		155,150.54CR*			*		
440.120 ETS BILLING ACCOUNTS	4/02/2007	1,829.19CR	3/2007	E	47,884	BLISTU	1
	4/10/2007	448.80CR	3/2007	E	11,749	BLISTU	1

\*\* INTER-COUNTY ENERGY\* \*\*

Sales Journal from 4/01/2007 to 4/30/2007

BilliProcess

G/L Account	Date	Amount	Rev M/Y	Utl	Usage	Source	Seq
440.120 ETS BILLING ACCOUNTS	4/17/2007	776.00CR	3/2007	E	20,314	BLISTU	1
	4/25/2007	715.98CR	4/2007	E	18,743	BLISTU	1
		3,769.97CR*			98,690 *		
440.130 FUEL ADJUSTMENT FOR E18	4/02/2007	407.48CR	3/2007	E		BLISTU	1
	4/10/2007	99.98CR	3/2007	E		BLISTU	1
	4/17/2007	172.89CR	3/2007	E		BLISTU	1
	4/25/2007	266.15CR	4/2007	E		BLISTU	1
		946.50CR*			*		
440.131 ENVIRONMENTAL SURCHARGE	4/02/2007	150.08CR	3/2007			BLISTU	1
	4/10/2007	36.81CR	3/2007			BLISTU	1
	4/17/2007	57.01CR	3/2007			BLISTU	1
	4/25/2007	65.01CR	4/2007			BLISTU	1
		308.91CR*			*		
440.140 ENVIROMATTS	4/02/2007	19.25CR	3/2007	E	700	BLISTU	1
	4/10/2007	11.00CR	3/2007	E	400	BLISTU	1
	4/17/2007	79.75CR	3/2007	E	2,900	BLISTU	1
	4/25/2007	22.00CR	4/2007	E	800	BLISTU	1
		132.00CR*			4,800 *		
442.100 SMALL COMMERCIAL REVENUE	4/02/2007	12,801.98CR	3/2007	E	148,596	BLISTU	1
	4/10/2007	8,438.33CR	3/2007	E	102,614	BLISTU	1
	4/17/2007	17,356.72CR	3/2007	E	220,438	BLISTU	1
	4/25/2007	16,928.77CR	4/2007	E	199,177	BLISTU	1
		55,525.80CR*			670,825 *		
442.110 FUEL ADJUSTMENT	4/02/2007	1,264.52CR	3/2007	E		BLISTU	1
	4/10/2007	873.26CR	3/2007	E		BLISTU	1
	4/17/2007	1,875.90CR	3/2007	E		BLISTU	1
	4/25/2007	2,828.29CR	4/2007	E		BLISTU	1
		6,841.97CR*			*		
442.111 ENVIRONMENTAL SURCHARGE	4/02/2007	3,663.11CR	3/2007			BLISTU	1
	4/10/2007	1,173.81CR	3/2007			BLISTU	1
	4/17/2007	3,789.38CR	3/2007			BLISTU	1
	4/25/2007	2,767.71CR	4/2007			BLISTU	1
		11,394.01CR*			*		
442.200 LARGE COMMERCIAL REVENUE	4/02/2007	38,724.32CR	3/2007	E	530,439	BLISTU	1
	4/10/2007	21,359.77CR	3/2007	E	285,791	BLISTU	1
	4/17/2007	38,328.91CR	3/2007	E	556,902	BLISTU	1
	4/25/2007	41,965.72CR	4/2007	E	577,523	BLISTU	1
		140,378.72CR*			1,950,655 *		
442.210 FUEL ADJUSTMENT	4/02/2007	4,514.06CR	3/2007	E		BLISTU	1
	4/10/2007	2,432.10CR	3/2007	E		BLISTU	1
	4/17/2007	4,739.26CR	3/2007	E		BLISTU	1
	4/25/2007	8,200.80CR	4/2007	E		BLISTU	1
		19,886.22CR*			*		

\* \* \* INTER-COUNTY ENERGY \* \* \*

Sales Journal from 4/01/2007 to 4/30/2007

BilliProcess

G/L Account	Date	Amount	Rev M/Y	Utl	Usage	Source	Seq
442.211 ENVIRONMENTAL SURCHARGE	4/02/2007	1,588.24CR	3/2007		BLISTU	BLISTU	1
	4/10/2007	1,595.32CR	3/2007		BLISTU	BLISTU	1
	4/17/2007	6,022.12CR	3/2007		BLISTU	BLISTU	1
	4/25/2007	2,937.63CR	4/2007		BLISTU	BLISTU	1
		12,143.31CR*					
442.300 LARGE INDUSTRIAL RATE SCHEDULE IND C1	4/17/2007	75,425.91CR	3/2007	E	1,597,257	BLISTU	1
		75,425.91CR*			1,597,257 *		
442.310 FUEL CHARGE FOR LARGE INDUSTRIAL RATE SC	4/17/2007	13,592.66CR	3/2007	E		BLISTU	1
		13,592.66CR*					
442.311 ENVIRONMENTAL SURCHARGE	4/17/2007	5,973.15CR	3/2007			BLISTU	1
		5,973.15CR*					
442.320 COMMERCIAL SALES MONTIBELLO IND RATE SCH	4/17/2007	137,730.45CR	3/2007	E	2,889,231	BLISTU	1
		137,730.45CR*			2,889,231 *		
442.330 FUEL CHG FOR MONTIBELLO LARGE IND SCHEDU	4/17/2007	24,587.36CR	3/2007	E		BLISTU	1
		24,587.36CR*					
442.331 ENVIRONMENTAL SURCHARGE	4/17/2007	6,527.92CR	3/2007			BLISTU	1
		6,527.92CR*					
450.000 FORFEITED DISCOUNTS	4/02/2007	292.47	3/2007	O		BLISTU	1
	4/10/2007	62.37	3/2007	O		BLISTU	1
	4/17/2007	279.00	3/2007	O		BLISTU	1
	4/03/2007	23,790.90CR	4/2007			FINALJ	1
	4/11/2007	18,059.73CR	4/2007			FINALJ	1
	4/18/2007	14,188.87CR	4/2007			FINALJ	1
	4/26/2007	8,345.68CR	4/2007			FINALJ	1
	4/25/2007	194.92	4/2007	O		BLISTU	1
		63,556.42CR*					
451.000 MISC SERVICE REVENUE FEES	4/02/2007	384.05CR	3/2007	O		BLISTU	1
	4/10/2007	201.45CR	3/2007	O		BLISTU	1
	4/17/2007	764.10CR	3/2007	O		BLISTU	1
	4/25/2007	908.65CR	4/2007	O		BLISTU	1
		2,258.25CR*					
454.000 RENT FROM ELECTRIC PROPERTY	4/25/2007	1,400.00CR	4/2007	O		BLISTU	1
		1,400.00CR*					

.00 \*\*

\* \* \* INTER-COUNTY ENERGY \* \* \*

Sales Journal from 5/01/2007 to 5/31/2007

BilliProcess

G/L Account	Date	Amount	Rev M/Y	Utl	Usage	Source	Seq
142.100 ACCOUNTS RECEIVABLE	5/02/2007	681,948.99	4/2007			BLISTU	1
	5/10/2007	379,642.32	4/2007			BLISTU	1
	5/17/2007	1,155,684.29	4/2007			BLISTU	1
	5/03/2007	14,392.65	5/2007			FINALJ	1
	5/11/2007	13,476.69	5/2007			FINALJ	1
142.999 A/R CLEARING ACCOUNT	5/18/2007	12,128.61	5/2007			FINALJ	1
	5/26/2007	7,826.24	5/2007			FINALJ	1
	5/25/2007	670,065.88	5/2007			BLISTU	1
	5/02/2007	2,935,165.67			*		
200.100 MEMBERSHIP FEES	5/02/2007	823.33CR	4/2007	0		BLISTU	1
	5/10/2007	881.12CR	4/2007	0		BLISTU	1
	5/17/2007	1,170.91CR	4/2007	0		BLISTU	1
	5/25/2007	1,161.16CR	5/2007	0		BLISTU	1
232.110 ACCTS PAYABLE - MEMBERS	5/02/2007	4,036.52CR*			*		
	5/02/2007	2,520.00	4/2007	0		BLISTU	1
	5/10/2007	1,990.00	4/2007	0		BLISTU	1
	5/17/2007	1,710.00	4/2007	0		BLISTU	1
235.000 DEPOSIT	5/25/2007	2,330.00	5/2007	0		BLISTU	1
	5/02/2007	8,550.00			*		
	5/10/2007	.86CR	4/2007	0		BLISTU	1
	5/02/2007	.86CR*			*		
236.500 STATE SALES TAX	5/02/2007	4,075.00	4/2007	0		BLISTU	1
	5/10/2007	3,700.00	4/2007	0		BLISTU	1
	5/17/2007	3,900.00	4/2007	0		BLISTU	1
	5/25/2007	3,825.00	5/2007	0		BLISTU	1
236.600 MARION COUNTY SCHOOL TAX	5/02/2007	15,500.00			*		
	5/02/2007	2,079.12CR	4/2007			BLISTU	1
	5/10/2007	1,536.74CR	4/2007			BLISTU	1
	5/17/2007	19,001.87CR	4/2007			BLISTU	1
236.700 WASHINGTON COUNTY SCHOOL TAX	5/25/2007	3,496.26CR	5/2007			BLISTU	1
	5/02/2007	26,113.99CR*			*		
	5/02/2007	1,651.82CR	4/2007			BLISTU	1
	5/10/2007	6,105.23CR	4/2007			BLISTU	1
236.800 MADISON COUNTY SCHOOL TAX	5/17/2007	14,984.50CR	4/2007			BLISTU	1
	5/25/2007	26.12CR	5/2007			BLISTU	1
	5/02/2007	22,767.67CR*			*		
236.800 MADISON COUNTY SCHOOL TAX	5/10/2007	.20CR	4/2007			BLISTU	1
	5/17/2007	528.72CR	4/2007			BLISTU	1
	5/25/2007	3.51CR	5/2007			BLISTU	1
236.800 MADISON COUNTY SCHOOL TAX	5/02/2007	532.43CR*			*		
	5/02/2007	129.39CR	4/2007			BLISTU	1
5/10/2007	2.35CR	4/2007			BLISTU	1	

\* \* \* INTER-COUNTY ENERGY \* \* \*

Sales Journal from 5/01/2007 to 5/31/2007

BillProcess

G/L Account	Date	Amount	Rev M/Y	Utl	Usage	Source	Seq
236.800 MADISON COUNTY SCHOOL TAX	5/25/2007	43.59CR 175.33CR*	5/2007		*	BLISTU	1
236.810 TAYLOR COUNTY SCHOOL TAX	5/02/2007	7.36CR	4/2007			BLISTU	1
	5/10/2007	181.95CR	4/2007			BLISTU	1
	5/17/2007	1.92CR	4/2007			BLISTU	1
		191.23CR*			*		
236.830 LINCOLN COUNTY SCHOOL TAX	5/02/2007	6,649.80CR	4/2007			BLISTU	1
	5/10/2007	195.30CR	4/2007			BLISTU	1
	5/17/2007	4,477.30CR	4/2007			BLISTU	1
	5/25/2007	9,815.22CR	5/2007			BLISTU	1
		21,137.62CR*			*		
236.840 3 DANVILLE FRANCHISE TAX	5/10/2007	.24CR	4/2007			BLISTU	1
	5/17/2007	861.47CR	4/2007			BLISTU	1
	5/25/2007	237.30CR	5/2007			BLISTU	1
		1,099.01CR*			*		
236.900 BURGIN CITY SCHOOL TAX	5/02/2007	798.33CR	4/2007			BLISTU	1
	5/10/2007	1.40CR	4/2007			BLISTU	1
	5/17/2007	1.20CR	4/2007			BLISTU	1
		800.93CR*			*		
236.910 BOYLE COUNTY SCHOOL TAX	5/02/2007	629.03CR	4/2007			BLISTU	1
	5/10/2007	3.98CR	4/2007	0		BLISTU	1
	5/17/2007	8,617.99CR	4/2007			BLISTU	1
	5/25/2007	1,041.92CR	5/2007			BLISTU	1
		10,292.92CR*			*		
236.920 STANFORD FRANCHISE TAX	5/02/2007	.93CR	4/2007			BLISTU	1
	5/10/2007	.41CR	4/2007			BLISTU	1
	5/17/2007	8.21CR	4/2007			BLISTU	1
	5/25/2007	716.96CR	5/2007			BLISTU	1
		726.51CR*			*		
236.930 GARRARD COUNTY SCHOOL TAX	5/02/2007	7,158.07CR	4/2007			BLISTU	1
	5/10/2007	13.56CR	4/2007	0		BLISTU	1
	5/17/2007	847.62CR	4/2007			BLISTU	1
	5/25/2007	6,005.64CR	5/2007			BLISTU	1
		14,024.89CR*			*		
236.940 MERCER COUNTY SCHOOL TAX	5/02/2007	2,015.73CR	4/2007			BLISTU	1
	5/10/2007	6.36CR	4/2007			BLISTU	1
	5/17/2007	1,414.27CR	4/2007			BLISTU	1
	5/25/2007	1,739.45CR	5/2007			BLISTU	1
		5,175.81CR*			*		
236.950 LARUE COUNTY SCHOOL TAX	5/10/2007	327.45CR	4/2007			BLISTU	1
		327.45CR*			*		



\*\* INTER-COUNTY ENERGY\*\*

Sales Journal from 5/01/2007 to 5/31/2007

BillProcess

G/L Account	Date	Amount	Rev M/Y	Utl	Usage	Source	Seq
236.960 CASEY COUNTY SCHOOL TAX	5/02/2007	320.49CR	4/2007			BLISTU	1
	5/10/2007	3,139.00CR	4/2007			BLISTU	1
	5/17/2007	1,785.50CR	4/2007			BLISTU	1
	5/25/2007	4.96CR	5/2007		*	BLISTU	1
		5,249.95CR*					
236.970 DANVILLE CITY SCHOOL TAX	5/10/2007	.24CR	4/2007			BLISTU	1
	5/17/2007	27.59CR	4/2007			BLISTU	1
	5/25/2007	236.94CR	5/2007		*	BLISTU	1
		264.77CR*					
236.980 ROCKCASTLE COUNTY SCHOOL TAX	5/02/2007	114.53CR	4/2007		*	BLISTU	1
		114.53CR*					
236.990 NELSON COUNTY SCHOOL TAX	5/02/2007	60.80CR	4/2007			BLISTU	1
	5/10/2007	1,002.39CR	4/2007			BLISTU	1
	5/17/2007	.20CR	4/2007			BLISTU	1
	5/25/2007	.60CR	5/2007		*	BLISTU	1
		1,063.99CR*					
240.000 INTEREST	5/02/2007	83.17	4/2007	O		BLISTU	1
	5/10/2007	97.25	4/2007	O		BLISTU	1
	5/17/2007	101.29	4/2007	O		BLISTU	1
	5/02/2007	2,020.04CR	5/2007	O		UBDRPLJ	1
	5/25/2007	99.52	5/2007	O	*	BLISTU	1
		1,638.81CR*					
431.000 "OTHER" INTEREST ACCOUNT	5/02/2007	2,020.04	5/2007	O	*	UBDRPLJ	1
		2,020.04 *					
440.100 RESIDENTIAL REVENUE	5/02/2007	484,561.53CR	4/2007	E	6,813,004	BLISTU	1
	5/10/2007	261,405.34CR	4/2007	E	3,632,325	BLISTU	1
	5/17/2007	598,778.87CR	4/2007	E	8,337,066	BLISTU	1
	5/25/2007	470,122.53CR	5/2007	E	6,274,577	BLISTU	1
		1,814,868.27CR*			25,056,972 *		
440.110 FUEL ADJUSTMENT FOR RES RATE	5/02/2007	96,748.07CR	4/2007	E		BLISTU	1
	5/10/2007	51,585.01CR	4/2007	E		BLISTU	1
	5/17/2007	118,348.50CR	4/2007	E		BLISTU	1
	5/25/2007	73,447.42CR	5/2007	E	*	BLISTU	1
		340,129.00CR*					
440.111 ENVIRONMENTAL SURCHARGE	5/02/2007	37,106.31CR	4/2007			BLISTU	1
	5/10/2007	20,120.95CR	4/2007			BLISTU	1
	5/17/2007	46,044.57CR	4/2007			BLISTU	1
	5/25/2007	35,487.39CR	5/2007		*	BLISTU	1
		138,759.22CR*					
440.120 ETS BILLING ACCOUNTS	5/02/2007	986.30CR	4/2007	E	25,818	BLISTU	1
	5/10/2007	236.47CR	4/2007	E	6,190	BLISTU	1

\*\* INTER-COUNTY ENERGY\*\*

Sales Journal from 5/01/2007 to 5/31/2007

BillProcess

G/L Account	Date	Amount	Rev M/Y	Utl	Usage	Source	Seq
440.120 ETS BILLING ACCOUNTS	5/17/2007	774.16CR	4/2007	E	20,266	BLISTU	1
	5/25/2007	290.03CR	5/2007	E	7,404	BLISTU	1
		2,286.96CR*			59,678 *		
440.130 FUEL ADJUSTMENT FOR E18	5/02/2007	366.63CR	4/2007	E		BLISTU	1
	5/10/2007	87.89CR	4/2007	E		BLISTU	1
	5/17/2007	287.76CR	4/2007	E		BLISTU	1
	5/25/2007	86.63CR	5/2007	E		BLISTU	1
		828.91CR*			*		
440.131 ENVIRONMENTAL SURCHARGE	5/02/2007	89.56CR	4/2007			BLISTU	1
	5/10/2007	21.47CR	4/2007			BLISTU	1
	5/17/2007	64.68CR	4/2007			BLISTU	1
	5/25/2007	25.29CR	5/2007			BLISTU	1
		201.00CR*			*		
440.140 ENVIROWATTS	5/02/2007	19.25CR	4/2007	E	700	BLISTU	1
	5/10/2007	11.00CR	4/2007	E	400	BLISTU	1
	5/17/2007	79.75CR	4/2007	E	2,900	BLISTU	1
	5/25/2007	22.00CR	5/2007	E	800	BLISTU	1
		132.00CR*			4,800 *		
442.100 SMALL COMMERCIAL REVENUE	5/02/2007	11,545.64CR	4/2007	E	129,571	BLISTU	1
	5/10/2007	8,562.24CR	4/2007	E	101,837	BLISTU	1
	5/17/2007	17,230.28CR	4/2007	E	219,222	BLISTU	1
	5/25/2007	15,533.45CR	5/2007	E	173,823	BLISTU	1
		52,871.61CR*			624,453 *		
442.110 FUEL ADJUSTMENT	5/02/2007	1,839.94CR	4/2007	E		BLISTU	1
	5/10/2007	1,446.09CR	4/2007	E		BLISTU	1
	5/17/2007	3,112.96CR	4/2007	E		BLISTU	1
	5/25/2007	2,033.76CR	5/2007	E		BLISTU	1
		8,432.75CR*			*		
442.111 ENVIRONMENTAL SURCHARGE	5/02/2007	2,171.49CR	4/2007			BLISTU	1
	5/10/2007	1,222.97CR	4/2007			BLISTU	1
	5/17/2007	3,929.50CR	4/2007			BLISTU	1
	5/25/2007	2,396.02CR	5/2007			BLISTU	1
		9,719.98CR*			*		
442.200 LARGE COMMERCIAL REVENUE	5/02/2007	24,063.25CR	4/2007	E	291,731	BLISTU	1
	5/10/2007	22,506.12CR	4/2007	E	308,315	BLISTU	1
	5/17/2007	36,783.29CR	4/2007	E	539,318	BLISTU	1
	5/25/2007	41,285.21CR	5/2007	E	527,693	BLISTU	1
		124,637.87CR*			1,667,057 *		
442.210 FUEL ADJUSTMENT	5/02/2007	4,135.16CR	4/2007	E		BLISTU	1
	5/10/2007	4,378.09CR	4/2007	E		BLISTU	1
	5/17/2007	7,658.30CR	4/2007	E		BLISTU	1
	5/25/2007	6,174.03CR	5/2007	E		BLISTU	1
		22,345.58CR*			*		

\*\* INTER-COUNTY ENERGY\*\*

Sales Journal from 5/01/2007 to 5/31/2007

BillProcess

G/L Account	Date	Amount	Rev M/Y	Utl	Usage	Source	Seq
442.211 ENVIRONMENTAL SURCHARGE	5/02/2007	1,884.14CR	4/2007			BLISTU	1
	5/10/2007	1,778.63CR	4/2007			BLISTU	1
	5/17/2007	6,157.19CR	4/2007			BLISTU	1
	5/25/2007	2,840.66CR	5/2007			BLISTU	1
		12,660.62CR*			*		
442.300 LARGE INDUSTRIAL RATE SCHEDULE IND C1	5/17/2007	68,642.36CR	4/2007	E	1,406,975	BLISTU	1
		68,642.36CR*			1,406,975 *		
442.310 FUEL CHARGE FOR LARGE INDUSTRIAL RATE SC	5/17/2007	19,979.05CR	4/2007	E	*	BLISTU	1
		19,979.05CR*					
442.311 ENVIRONMENTAL SURCHARGE	5/17/2007	5,866.74CR	4/2007		*	BLISTU	1
		5,866.74CR*					
442.320 COMMERCIAL SALES MONTIBELLO IND RATE SCH	5/17/2007	129,288.28CR	4/2007	E	2,806,916	BLISTU	1
		129,288.28CR*			2,806,916 *		
442.330 FUEL CHG FOR MONTIBELLO LARGE IND SCHEDU	5/17/2007	39,858.21CR	4/2007	E	*	BLISTU	1
		39,858.21CR*					
442.331 ENVIRONMENTAL SURCHARGE	5/17/2007	6,720.79CR	4/2007		*	BLISTU	1
		6,720.79CR*					
450.000 FORFEITED DISCOUNTS	5/02/2007	104.04	4/2007	O		BLISTU	1
	5/10/2007	1,468.93	4/2007	O		BLISTU	1
	5/17/2007	2,652.73	4/2007	O		BLISTU	1
	5/03/2007	14,392.65CR	5/2007			FINALJ	1
	5/11/2007	13,476.69CR	5/2007			FINALJ	1
	5/18/2007	12,128.61CR	5/2007			FINALJ	1
	5/26/2007	7,826.24CR	5/2007			FINALJ	1
	5/25/2007	104.30	5/2007	O		BLISTU	1
		43,494.19CR*			*		
451.000 MISC SERVICE REVENUE FEES	5/02/2007	775.20CR	4/2007	O		BLISTU	1
	5/10/2007	137.45CR	4/2007	O		BLISTU	1
	5/17/2007	713.80CR	4/2007	O		BLISTU	1
	5/25/2007	750.65CR	5/2007	O		BLISTU	1
		2,377.10CR*			*		
454.000 RENT FROM ELECTRIC PROPERTY	5/25/2007	1,400.00CR	5/2007	O		BLISTU	1
		1,400.00CR*			*		
		.00					**

\* \* \* INTER-COUNTY ENERGY \* \* \*

Sales Journal from 6/01/2007 to 6/30/2007

G/L Account	Date	Amount	Rev M/Y	Utl	Usage	Source	Seq
142.100 ACCOUNTS RECEIVABLE	6/02/2007	497,143.76	5/2007			BLISTU	1
	6/10/2007	256,150.29	5/2007			BLISTU	1
	6/17/2007	1,051,190.71	5/2007			BLISTU	1
	6/05/2007	14,929.85	6/2007			FINALJ	1
	6/12/2007	9,864.04	6/2007			FINALJ	1
	6/19/2007	7,424.92	6/2007			FINALJ	1
	6/25/2007	799,881.40	6/2007			BLISTU	1
	6/27/2007	4,276.61	6/2007			FINALJ	1
		2,640,861.58			*		
142.999 A/R CLEARING ACCOUNT	6/02/2007	859.60CR	5/2007	0		BLISTU	1
	6/10/2007	1,407.74CR	5/2007	0		BLISTU	1
	6/17/2007	921.30CR	5/2007	0		BLISTU	1
	6/25/2007	1,026.69CR	6/2007	0		BLISTU	1
		4,215.33CR*			*		
144.100 BAD DEBT	6/10/2007	32,928.35	5/2007	0		BLISTU	1
		32,928.35			*		
200.100 MEMBERSHIP FEES	6/02/2007	2,250.00	5/2007	0		BLISTU	1
	6/10/2007	3,630.00	5/2007	0		BLISTU	1
	6/17/2007	2,125.00	5/2007	0		BLISTU	1
	6/25/2007	1,535.00	6/2007	0		BLISTU	1
		9,540.00			*		
232.110 ACCTS PAYABLE - MEMBERS SM CR OR DR BAL	6/02/2007	.85CR	5/2007	0		BLISTU	1
	6/10/2007	.01	5/2007	0		BLISTU	1
		.84CR*			*		
235.000 DEPOSIT	6/02/2007	4,375.00	5/2007	0		BLISTU	1
	6/10/2007	4,550.00	5/2007	0		BLISTU	1
	6/17/2007	3,750.00	5/2007	0		BLISTU	1
	6/25/2007	2,850.00	6/2007	0		BLISTU	1
		15,525.00			*		
236.500 STATE SALES TAX	6/02/2007	1,857.99CR	5/2007			BLISTU	1
	6/10/2007	1,407.26CR	5/2007			BLISTU	1
	6/17/2007	20,106.63CR	5/2007			BLISTU	1
	6/25/2007	4,578.45CR	6/2007			BLISTU	1
		27,950.33CR*			*		
236.600 MARION COUNTY SCHOOL TAX	6/02/2007	1,384.90CR	5/2007			BLISTU	1
	6/10/2007	4,661.05CR	5/2007			BLISTU	1
	6/17/2007	13,796.44CR	5/2007			BLISTU	1
	6/25/2007	15.65CR	6/2007			BLISTU	1
		19,858.04CR*			*		
236.700 WASHINGTON COUNTY SCHOOL TAX	6/17/2007	425.85CR	5/2007			BLISTU	1
	6/25/2007	3.37CR	6/2007			BLISTU	1
		429.22CR*			*		

\* \* \* INTER-COUNTY ENERGY \* \* \*

Sales Journal from 6/01/2007 to 6/30/2007

BilliProcess

G/L Account	Date	Amount	Rev M/Y	Utl	Usage	Source	Seq
236.800 MADISON COUNTY SCHOOL TAX	6/02/2007	96.69CR	5/2007			BLISTJ	1
	6/25/2007	58.10CR	6/2007			BLISTJ	1
		154.79CR*			*		
236.810 TAYLOR COUNTY SCHOOL TAX	6/10/2007	133.95CR	5/2007			BLISTJ	1
	6/17/2007	4.52CR	5/2007			BLISTJ	1
		138.47CR*			*		
236.830 LINCOLN COUNTY SCHOOL TAX	6/02/2007	4,568.55CR	5/2007			BLISTJ	1
	6/10/2007	143.28CR	5/2007			BLISTJ	1
	6/17/2007	3,951.55CR	5/2007			BLISTJ	1
	6/25/2007	11,653.03CR	6/2007			BLISTJ	1
		20,316.41CR*			*		
236.840 3 DANVILLE FRANCHISE TAX	6/02/2007	.64CR	5/2007			BLISTJ	1
	6/10/2007	1.05CR	5/2007			BLISTJ	1
	6/17/2007	1,044.96CR	5/2007			BLISTJ	1
	6/25/2007	353.14CR	6/2007			BLISTJ	1
		1,399.79CR*			*		
236.850 HARRODSBURG FRANCHISE TAX	6/02/2007	238.73CR	5/2007			BLISTJ	1
	6/17/2007	606.95CR	5/2007			BLISTJ	1
		845.68CR*			*		
236.900 BURGIN CITY SCHOOL TAX	6/02/2007	618.78CR	5/2007			BLISTJ	1
	6/10/2007	12.22	5/2007	0		BLISTJ	1
	6/17/2007	9.33CR	5/2007			BLISTJ	1
	6/25/2007	7.96CR	6/2007			BLISTJ	1
		623.85CR*			*		
236.910 BOYLE COUNTY SCHOOL TAX	6/02/2007	450.44CR	5/2007			BLISTJ	1
	6/10/2007	23.43CR	5/2007			BLISTJ	1
	6/17/2007	8,002.17CR	5/2007			BLISTJ	1
	6/25/2007	1,166.77CR	6/2007			BLISTJ	1
		9,642.81CR*			*		
236.920 STANFORD FRANCHISE TAX	6/02/2007	.65CR	5/2007			BLISTJ	1
	6/10/2007	4.39CR	5/2007			BLISTJ	1
	6/17/2007	3.58CR	5/2007			BLISTJ	1
	6/25/2007	842.09CR	6/2007			BLISTJ	1
	850.71CR*			*			
236.930 GARRARD COUNTY SCHOOL TAX	6/02/2007	5,031.43CR	5/2007			BLISTJ	1
	6/10/2007	14.85CR	5/2007			BLISTJ	1
	6/17/2007	680.37CR	5/2007			BLISTJ	1
	6/25/2007	7,314.84CR	6/2007			BLISTJ	1
	13,041.49CR*			*			
236.940 MERCER COUNTY SCHOOL TAX	6/02/2007	1,652.94CR	5/2007			BLISTJ	1
	6/10/2007	8.62CR	5/2007			BLISTJ	1

\* \* \* INTER-COUNTY ENERGY \* \* \*

Sales Journal from 6/01/2007 to 6/30/2007

BillProcess

G/L Account	Date	Amount	Rev M/Y	Utl	Usage	Source	Seq
236.940 MERCER COUNTY SCHOOL TAX	6/17/2007	1,261.41CR	5/2007			BLISTU	1
	6/25/2007	2,072.60CR	6/2007			BLISTU	1
		4,995.57CR*			*		
236.950 LARUE COUNTY SCHOOL TAX	6/02/2007	.17CR	5/2007			BLISTU	1
	6/10/2007	274.98CR	5/2007			BLISTU	1
	6/25/2007	.78CR	6/2007			BLISTU	1
		275.93CR*			*		
236.960 CASEY COUNTY SCHOOL TAX	6/02/2007	217.39CR	5/2007			BLISTU	1
	6/10/2007	2,292.71CR	5/2007			BLISTU	1
	6/17/2007	1,402.59CR	5/2007			BLISTU	1
	6/25/2007	1.22CR	6/2007			BLISTU	1
		3,913.91CR*			*		
236.970 DANVILLE CITY SCHOOL TAX	6/02/2007	.64CR	5/2007			BLISTU	1
	6/10/2007	.76CR	5/2007			BLISTU	1
	6/17/2007	29.35CR	5/2007			BLISTU	1
	6/25/2007	348.34CR	6/2007			BLISTU	1
		379.09CR*			*		
236.980 ROCKCASTLE COUNTY SCHOOL TAX	6/02/2007	77.95CR	5/2007			BLISTU	1
		77.95CR*			*		
236.990 NELSON COUNTY SCHOOL TAX	6/02/2007	48.26CR	5/2007			BLISTU	1
	6/10/2007	812.47CR	5/2007			BLISTU	1
	6/17/2007	.54CR	5/2007			BLISTU	1
	6/25/2007	.49CR	6/2007			BLISTU	1
		861.76CR*			*		
240.000 INTEREST	6/02/2007	97.41	5/2007	O		BLISTU	1
	6/10/2007	126.15	5/2007	O		BLISTU	1
	6/17/2007	109.02	5/2007	O		BLISTU	1
	6/02/2007	2,033.11CR	6/2007	O		UBDRPLJ	1
		70.56	6/2007	O		BLISTU	1
		1,629.97CR*			*		
431.000 *OTHER* INTEREST ACCOUNT	6/02/2007	2,033.11	6/2007	O		UBDRPLJ	1
		2,033.11			*		
440.100 RESIDENTIAL REVENUE	6/02/2007	361,340.86CR	5/2007	R	4,742,566	BLISTU	1
	6/10/2007	203,682.22CR	5/2007	R	2,649,988	BLISTU	1
	6/17/2007	527,797.67CR	5/2007	R	6,928,842	BLISTU	1
	6/25/2007	512,942.17CR	6/2007	R	6,880,159	BLISTU	1
		1,605,762.92CR*			21,201,555	*	
440.110 FUEL ADJUSTMENT FOR RGS RATE	6/02/2007	55,451.30CR	5/2007	R		BLISTU	1
	6/10/2007	30,976.11CR	5/2007	R		BLISTU	1
	6/17/2007	81,033.79CR	5/2007	R		BLISTU	1
	6/25/2007	133,875.69CR	6/2007	R		BLISTU	1
		301,336.89CR*			*		

\* \* \* INTER-COUNTY ENERGY \* \* \*

Sales Journal from 6/01/2007 to 6/30/2007

BilliProcess

G/L Account	Date	Amount	Rev M/Y	Ut1	Usage	Source	Seq
440.111 ENVIRONMENTAL SURCHARGE	6/02/2007	26,811.40CR	5/2007			BLISTU	1
	6/10/2007	15,211.71CR	5/2007			BLISTU	1
	6/17/2007	39,323.16CR	5/2007			BLISTU	1
	6/25/2007	31,726.82CR	6/2007			BLISTU	1
		113,073.09CR*			*		
440.120 ETS BILLING ACCOUNTS	6/02/2007	211.78CR	5/2007	E	5,407	BLISTU	1
	6/10/2007	28.56CR	5/2007	E	729	BLISTU	1
	6/17/2007	112.98CR	5/2007	E	2,884	BLISTU	1
	6/25/2007	66.48CR	6/2007	E	1,697	BLISTU	1
		419.80CR*			10,717 *		
440.130 FUEL ADJUSTMENT FOR E18	6/02/2007	63.28CR	5/2007	E		BLISTU	1
	6/10/2007	8.53CR	5/2007	E		BLISTU	1
	6/17/2007	33.74CR	5/2007	E		BLISTU	1
	6/25/2007	33.04CR	6/2007	E		BLISTU	1
		138.59CR*			*		
440.131 ENVIRONMENTAL SURCHARGE	6/02/2007	18.44CR	5/2007			BLISTU	1
	6/10/2007	2.48CR	5/2007			BLISTU	1
	6/17/2007	9.35CR	5/2007			BLISTU	1
	6/25/2007	5.01CR	6/2007			BLISTU	1
		35.28CR*			*		
440.140 ENVIROWATTS	6/02/2007	19.25CR	5/2007	E	700	BLISTU	1
	6/10/2007	11.00CR	5/2007	E	400	BLISTU	1
	6/17/2007	79.75CR	5/2007	E	2,900	BLISTU	1
	6/25/2007	19.25CR	6/2007	E	700	BLISTU	1
		129.25CR*			4,700 *		
442.100 SMALL COMMERCIAL REVENUE	6/02/2007	9,527.26CR	5/2007	E	104,091	BLISTU	1
	6/10/2007	9,582.40CR	5/2007	E	116,803	BLISTU	1
	6/17/2007	20,029.74CR	5/2007	E	249,891	BLISTU	1
	6/25/2007	18,567.07CR	6/2007	E	222,523	BLISTU	1
		57,706.47CR*			693,308 *		
442.110 FUEL ADJUSTMENT	6/02/2007	1,217.81CR	5/2007	E		BLISTU	1
	6/10/2007	1,366.60CR	5/2007	E		BLISTU	1
	6/17/2007	2,923.71CR	5/2007	E		BLISTU	1
	6/25/2007	4,332.54CR	6/2007	E		BLISTU	1
		9,840.66CR*			*		
442.111 ENVIRONMENTAL SURCHARGE	6/02/2007	1,802.04CR	5/2007			BLISTU	1
	6/10/2007	1,231.36CR	5/2007			BLISTU	1
	6/17/2007	4,334.25CR	5/2007			BLISTU	1
	6/25/2007	2,237.39CR	6/2007			BLISTU	1
		9,605.04CR*			*		
442.200 LARGE COMMERCIAL REVENUE	6/02/2007	24,648.12CR	5/2007	E	290,063	BLISTU	1
	6/10/2007	19,496.49CR	5/2007	E	249,267	BLISTU	1

\*\* \* INTER-COUNTY ENERGY\* \*\*

Sales Journal from 6/01/2007 to 6/30/2007

BilliProcess

G/L Account	Date	Amount	Rev M/Y	Util	Usage	Source	Seq
442.200 LARGE COMMERCIAL REVENUE	6/17/2007	37,080.37CR	5/2007	E	517,626	BLISTU	1
	6/25/2007	52,240.08CR	6/2007	E	700,365	BLISTU	1
		133,465.06CR*			1,757,321 *		
442.210 FUEL ADJUSTMENT	6/02/2007	3,393.74CR	5/2007	E		BLISTU	1
	6/10/2007	2,916.44CR	5/2007	E		BLISTU	1
	6/17/2007	6,056.18CR	5/2007	E		BLISTU	1
	6/25/2007	13,636.12CR	6/2007	E		BLISTU	1
		26,002.48CR*			*		
442.211 ENVIRONMENTAL SURCHARGE	6/02/2007	1,880.12CR	5/2007			BLISTU	1
	6/10/2007	1,502.80CR	5/2007			BLISTU	1
	6/17/2007	6,476.80CR	5/2007			BLISTU	1
	6/25/2007	2,996.13CR	6/2007			BLISTU	1
		12,855.85CR*			*		
442.300 LARGE INDUSTRIAL RATE SCHEDULE IND C1	6/17/2007	67,648.06CR	5/2007	E	1,332,000	BLISTU	1
		67,648.06CR*			1,332,000 *		
442.310 FUEL CHARGE FOR LARGE INDUSTRIAL RATE SC	6/17/2007	15,584.40CR	5/2007	E		BLISTU	1
		15,584.40CR*			*		
442.311 ENVIRONMENTAL SURCHARGE	6/17/2007	5,584.90CR	5/2007			BLISTU	1
		5,584.90CR*			*		
442.320 COMMERCIAL SALES MONTIBELLO IND RATE SCH	6/17/2007	149,234.75CR	5/2007	E	3,019,534	BLISTU	1
		149,234.75CR*			3,019,534 *		
442.330 FUEL CHG FOR MONTIBELLO LARGE IND SCHEDU	6/17/2007	35,328.54CR	5/2007	E		BLISTU	1
		35,328.54CR*			*		
442.331 ENVIRONMENTAL SURCHARGE	6/17/2007	7,421.01CR	5/2007			BLISTU	1
		7,421.01CR*			*		
450.000 FORFEITED DISCOUNTS	6/02/2007	147.03	5/2007	O		BLISTU	1
	6/10/2007	28.52	5/2007	O		BLISTU	1
	6/17/2007	1,975.40	5/2007	O		BLISTU	1
	6/05/2007	14,929.85CR	6/2007			FINALJ	1
	6/12/2007	9,864.04CR	6/2007			FINALJ	1
	6/19/2007	7,424.92CR	6/2007			FINALJ	1
		4,276.61CR	6/2007			FINALJ	1
		34,344.47CR*			*		
451.000 MISC SERVICE REVENUE FEES	6/02/2007	521.20CR	5/2007	O		BLISTU	1
	6/10/2007	222.30CR	5/2007	O		BLISTU	1
	6/17/2007	809.44CR	5/2007	O		BLISTU	1
	6/25/2007	815.65CR	6/2007	O		BLISTU	1
		2,368.59CR*			*		
454.000 RENT FROM ELECTRIC PROPERTY	6/25/2007	1,400.00CR	6/2007	O		BLISTU	1
		1,400.00CR*			*		
		.00					**



\*\* \* INTER-COUNTY ENERGY \* \*\*

Sales Journal from 7/01/2007 to 7/31/2007

BilliProcess

G/L Account	Date	Amount	Rev M/Y	Utl	Usage	Source	Seq
142.100 ACCOUNTS RECEIVABLE	7/02/2007	668,263.05	6/2007			BLISTU	1
	7/10/2007	435,231.36	6/2007			BLISTU	1
	7/17/2007	1,448,428.83	6/2007			BLISTU	1
	7/05/2007	12,983.61	7/2007			FINALJ	1
	7/11/2007	12,879.56	7/2007			FINALJ	1
142.999 A/R CLEARING ACCOUNT	7/18/2007	11,742.69	7/2007			FINALJ	1
	7/26/2007	9,092.21	7/2007			FINALJ	1
	7/25/2007	951,816.46	7/2007		*	BLISTU	1
		3,550,437.77					
200.100 MEMBERSHIP FEES	7/02/2007	520.64CR	6/2007	0		BLISTU	1
	7/10/2007	640.71CR	6/2007	0		BLISTU	1
	7/17/2007	661.66CR	6/2007	0		BLISTU	1
	7/25/2007	1,474.58CR	7/2007	0		BLISTU	1
232.110 ACCTS PAYABLE - MEMBERS		3,297.59CR*					
	7/02/2007	1,060.00	6/2007	0		BLISTU	1
	7/10/2007	2,535.00	6/2007	0		BLISTU	1
	7/17/2007	1,765.00	6/2007	0		BLISTU	1
235.000 DEPOSIT	7/25/2007	1,315.00	7/2007	0		BLISTU	1
		6,675.00			*		
236.500 STATE SALES TAX	7/17/2007	.40	6/2007	0		BLISTU	1
	7/25/2007	.16CR	7/2007	0		BLISTU	1
236.600 MARION COUNTY SCHOOL TAX		.24			*		
	7/02/2007	2,950.00	6/2007	0		BLISTU	1
	7/10/2007	4,475.00	6/2007	0		BLISTU	1
	7/17/2007	2,375.00	6/2007	0		BLISTU	1
236.700 WASHINGTON COUNTY SCHOOL TAX	7/25/2007	2,200.00	7/2007	0		BLISTU	1
		12,000.00			*		
	7/02/2007	2,401.35CR	6/2007			BLISTU	1
	7/10/2007	1,933.92CR	6/2007			BLISTU	1
236.800 MADISON COUNTY SCHOOL TAX	7/17/2007	22,982.67CR	6/2007			BLISTU	1
	7/25/2007	4,585.98CR	7/2007			BLISTU	1
		31,903.92CR*			*		
	7/02/2007	1,941.42CR	6/2007			BLISTU	1
236.900 MADISON COUNTY SCHOOL TAX	7/10/2007	7,174.66CR	6/2007			BLISTU	1
	7/17/2007	18,751.11CR	6/2007			BLISTU	1
	7/25/2007	37,750.00	7/2007		*	BLISTU	1
		27,904.94CR*			*		
236.999 WASHINGTON COUNTY SCHOOL TAX	7/17/2007	708.90CR	6/2007	0		BLISTU	1
	7/25/2007	5.44CR	7/2007	0		BLISTU	1
	714.34CR*			*			
236.999 MADISON COUNTY SCHOOL TAX	7/02/2007	114.04CR	6/2007			BLISTU	1
	7/25/2007	65.56CR	7/2007		*	BLISTU	1
	179.60CR*			*			

\* \* \* INTER-COUNTY ENERGY \* \* \*

Sales Journal from 7/01/2007 to 7/31/2007

G/L Account	Date	Amount	Rev M/Y	Utl	Usage	Source	Seq
236.810 TAYLOR COUNTY SCHOOL TAX	7/10/2007	204.56CR	6/2007			BLISTU	1
	7/17/2007	6.19CR	6/2007		*	BLISTU	1
236.830 LINCOLN COUNTY SCHOOL TAX	7/02/2007	5,988.20CR	6/2007			BLISTU	1
	7/10/2007	219.47CR	6/2007			BLISTU	1
	7/17/2007	5,499.67CR	6/2007			BLISTU	1
	7/25/2007	13,502.03CR	7/2007		*	BLISTU	1
		25,209.37CR*					
236.840 3 DANVILLE FRANCHISE TAX	7/02/2007	.78CR	6/2007			BLISTU	1
	7/10/2007	3.43CR	6/2007			BLISTU	1
	7/17/2007	1,171.34CR	6/2007			BLISTU	1
	7/25/2007	412.10CR	7/2007		*	BLISTU	1
		1,587.65CR*					
236.850 HARRODSBURG FRANCHISE TAX	7/02/2007	318.05CR	6/2007			BLISTU	1
	7/17/2007	718.88CR	6/2007		*	BLISTU	1
		1,036.93CR*					
236.900 BURGIN CITY SCHOOL TAX	7/02/2007	876.31CR	6/2007			BLISTU	1
	7/10/2007	3.46CR	6/2007			BLISTU	1
	7/25/2007	.57CR	7/2007		*	BLISTU	1
			880.34CR*				
236.910 BOYLE COUNTY SCHOOL TAX	7/02/2007	597.98CR	6/2007			BLISTU	1
	7/10/2007	25.77CR	6/2007			BLISTU	1
	7/17/2007	11,046.47CR	6/2007			BLISTU	1
	7/25/2007	1,280.24CR	7/2007		*	BLISTU	1
		12,950.46CR*					
236.920 STANFORD FRANCHISE TAX	7/10/2007	1.51CR	6/2007			BLISTU	1
	7/17/2007	3.91CR	6/2007			BLISTU	1
	7/25/2007	977.97CR	7/2007		*	BLISTU	1
		983.39CR*					
236.930 GARRARD COUNTY SCHOOL TAX	7/02/2007	6,738.64CR	6/2007			BLISTU	1
	7/10/2007	25.18CR	6/2007	0		BLISTU	1
	7/17/2007	976.28CR	6/2007			BLISTU	1
	7/25/2007	8,864.88CR	7/2007		*	BLISTU	1
		16,604.98CR*					
236.940 MERCER COUNTY SCHOOL TAX	7/02/2007	2,307.13CR	6/2007			BLISTU	1
	7/10/2007	18.13CR	6/2007			BLISTU	1
	7/17/2007	1,804.91CR	6/2007			BLISTU	1
		2,628.39CR	7/2007		*	BLISTU	1
		6,758.56CR*					
236.950 LARUE COUNTY SCHOOL TAX	7/10/2007	393.29CR	6/2007			BLISTU	1
		393.29CR*			*		

\*\* INTER-COUNTY ENERGY \*\*

Sales Journal from 7/01/2007 to 7/31/2007

BillProcess

G/L Account	Date	Amount	Rev M/Y	Utl	Usage	Source	Seq
236.960 CASEY COUNTY SCHOOL TAX	7/02/2007	295.21CR	6/2007		BLISTU	BLISTU	1
	7/10/2007	3,290.29CR	6/2007		BLISTU	BLISTU	1
	7/17/2007	1,969.29CR	6/2007		BLISTU	BLISTU	1
	7/25/2007	7.94CR	7/2007		BLISTU	BLISTU	1
		5,562.73CR*					
236.970 DANVILLE CITY SCHOOL TAX	7/02/2007	.78CR	6/2007		BLISTU	BLISTU	1
	7/17/2007	38.65CR	6/2007		BLISTU	BLISTU	1
	7/25/2007	406.80CR	7/2007		BLISTU	BLISTU	1
		446.23CR*					
236.980 ROCKCASTLE COUNTY SCHOOL TAX	7/02/2007	102.01CR	6/2007		BLISTU	BLISTU	1
		102.01CR*					
236.990 NELSON COUNTY SCHOOL TAX	7/02/2007	70.51CR	6/2007		BLISTU	BLISTU	1
	7/10/2007	1,224.21CR	6/2007		BLISTU	BLISTU	1
	7/17/2007	.64CR	6/2007		BLISTU	BLISTU	1
	7/25/2007	2.53CR	7/2007		BLISTU	BLISTU	1
		1,297.89CR*					
240.000 INTEREST	7/02/2007	74.57	6/2007	O	BLISTU	BLISTU	1
	7/10/2007	127.22	6/2007	O	BLISTU	BLISTU	1
	7/17/2007	64.13	6/2007	O	BLISTU	BLISTU	1
	7/03/2007	2,039.53CR	7/2007	O	UBDEPLU	UBDEPLU	1
	7/25/2007	67.26	7/2007	O	BLISTU	BLISTU	1
		1,706.35CR*					
431.000 "OTHER" INTEREST ACCOUNT	7/03/2007	2,039.53	7/2007	O	UBDEPLU	UBDEPLU	1
		2,039.53 *					
440.100 RESIDENTIAL REVENUE	7/02/2007	451,036.79CR	6/2007	E	6,050.111	BLISTU	1
	7/10/2007	286,889.14CR	6/2007	E	3,881.193	BLISTU	1
	7/17/2007	761,336.82CR	6/2007	E	9,026.921	BLISTU	1
	7/25/2007	705,035.99CR	7/2007	E	8,435.492	BLISTU	1
		2,204,298.74CR*			27,393.717 *		
440.110 FUEL ADJUSTMENT FOR RES RATE	7/02/2007	117,805.41CR	6/2007	E	BLISTU	BLISTU	1
	7/10/2007	75,558.57CR	6/2007	E	BLISTU	BLISTU	1
	7/17/2007	175,696.97CR	6/2007	E	BLISTU	BLISTU	1
	7/25/2007	70,522.42CR	7/2007	E	BLISTU	BLISTU	1
		439,583.37CR*					
440.111 ENVIRONMENTAL SURCHARGE	7/02/2007	27,501.73CR	6/2007	E	BLISTU	BLISTU	1
	7/10/2007	17,664.58CR	6/2007	E	BLISTU	BLISTU	1
	7/17/2007	45,616.80CR	6/2007	E	BLISTU	BLISTU	1
	7/25/2007	48,769.20CR	7/2007	E	BLISTU	BLISTU	1
		139,552.31CR*					
440.120 ETS BILLING ACCOUNTS	7/02/2007	28.95	6/2007	E	739-	BLISTU	1
	7/10/2007	.24CR	6/2007	E	6	BLISTU	1

\* \* \* INTER-COUNTY ENERGY \* \* \*

Sales Journal from 7/01/2007 to 7/31/2007

BillProcess

G/L Account	Date	Amount	Rev M/Y	Utl.	Usage	Source	Seq
440.120 EYS BILLING ACCOUNTS	7/17/2007	96.14CR	6/2007	E	2,133	BLISTU	1
	7/25/2007	35.64	7/2007	E	791-	BLISTU	1
		31.79CR*			609 *		
440.130 FUEL ADJUSTMENT FOR E18	7/02/2007	14.40	6/2007	E		BLISTU	1
	7/10/2007	.12CR	6/2007	E		BLISTU	1
	7/17/2007	41.54CR	6/2007	E		BLISTU	1
	7/25/2007	27.14	7/2007	E		BLISTU	1
		.12CR*				*	
440.131 ENVIRONMENTAL SURCHARGE	7/02/2007	2.92	6/2007	E		BLISTU	1
	7/10/2007	.02CR	6/2007	E		BLISTU	1
	7/17/2007	6.92CR	6/2007	E		BLISTU	1
	7/25/2007	2.35	7/2007	E		BLISTU	1
		1.67CR*				*	
440.140 ENVIROWATTS	7/02/2007	19.25CR	6/2007	E	700	BLISTU	1
	7/10/2007	11.00CR	6/2007	E	400	BLISTU	1
	7/17/2007	79.75CR	6/2007	E	2,900	BLISTU	1
	7/25/2007	19.25CR	7/2007	E	700	BLISTU	1
		129.25CR*			4,700 *		
442.100 SMALL COMMERCIAL REVENUE	7/02/2007	12,321.61CR	6/2007	E	137,123	BLISTU	1
	7/10/2007	12,148.00CR	6/2007	E	152,624	BLISTU	1
	7/17/2007	22,188.93CR	6/2007	E	274,280	BLISTU	1
	7/25/2007	20,878.68CR	7/2007	E	254,632	BLISTU	1
		67,537.22CR*			818,659 *		
442.110 FUEL ADJUSTMENT	7/02/2007	2,649.45CR	6/2007	E		BLISTU	1
	7/10/2007	2,971.61CR	6/2007	E		BLISTU	1
	7/17/2007	5,340.24CR	6/2007	E		BLISTU	1
	7/25/2007	2,131.26CR	7/2007	E		BLISTU	1
		13,092.56CR*			*		
442.111 ENVIRONMENTAL SURCHARGE	7/02/2007	1,803.80CR	6/2007	E		BLISTU	1
	7/10/2007	1,297.82CR	6/2007	E		BLISTU	1
	7/17/2007	4,078.38CR	6/2007	E		BLISTU	1
	7/25/2007	3,069.69CR	7/2007	E		BLISTU	1
		10,249.69CR*			*		
442.200 LARGE COMMERCIAL REVENUE	7/02/2007	27,462.63CR	6/2007	E	351,777	BLISTU	1
	7/10/2007	22,941.68CR	6/2007	E	306,583	BLISTU	1
	7/17/2007	37,825.65CR	6/2007	E	538,180	BLISTU	1
	7/25/2007	57,708.86CR	7/2007	E	790,071	BLISTU	1
		145,938.82CR*			1,986,611 *		
442.210 FUEL ADJUSTMENT	7/02/2007	6,849.08CR	6/2007	E		BLISTU	1
	7/10/2007	5,969.16CR	6/2007	E		BLISTU	1
	7/17/2007	10,478.34CR	6/2007	E		BLISTU	1
	7/25/2007	6,612.92CR	7/2007	E		BLISTU	1
		29,909.50CR*			*		

2/17/2009 3:42 PM  
SHREB

\* \* \*INTER-COUNTY ENERGY\* \* \*

BilliProcess

Sales Journal from 7/01/2007 to 7/31/2007

G/L Account	Date	Amount	Rev M/Y	UTL	Usage	Source	Seq
442.211 ENVIRONMENTAL SURCHARGE	7/02/2007	1,709.52CR	6/2007			BLISTJ	1
	7/10/2007	1,453.40CR	6/2007			BLISTJ	1
	7/17/2007	5,556.66CR	6/2007			BLISTJ	1
	7/25/2007	3,821.28CR	7/2007			BLISTJ	1
		12,541.26CR*					
442.300 LARGE INDUSTRIAL RATE SCHEDULE IND CI	7/17/2007	67,648.06CR	6/2007	E	1,332,000	BLISTJ	1
		67,648.06CR*			1,332,000 *		
442.310 FUEL CHARGE FOR LARGE INDUSTRIAL RATE SC	7/17/2007	25,934.04CR	6/2007	E		BLISTJ	1
		25,934.04CR*					
442.311 ENVIRONMENTAL SURCHARGE	7/17/2007	4,707.18CR	6/2007			BLISTJ	1
		4,707.18CR*					
442.320 COMMERCIAL SALES MONTIBELLO IND RATE SCH	7/17/2007	154,445.50CR	6/2007	E	3,060,905	BLISTJ	1
		154,445.50CR*			3,060,905 *		
442.330 FUEL CHG FOR MONTIBELLO LARGE IND SCHEDU	7/17/2007	59,595.82CR	6/2007	E		BLISTJ	1
		59,595.82CR*					
442.331 ENVIRONMENTAL SURCHARGE	7/17/2007	6,375.93CR	6/2007			BLISTJ	1
		6,375.93CR*					
450.000 FORFEITED DISCOUNTS	7/02/2007	50.03	6/2007	O		BLISTJ	1
	7/10/2007	150.80	6/2007	O		BLISTJ	1
	7/17/2007	1,993.98	6/2007	O		BLISTJ	1
	7/05/2007	12,883.61CR	7/2007			FINALJ	1
	7/11/2007	12,879.56CR	7/2007			FINALJ	1
	7/18/2007	11,742.69CR	7/2007			FINALJ	1
	7/26/2007	9,092.21CR	7/2007			FINALJ	1
	7/25/2007	30.42	7/2007	O		BLISTJ	1
		44,472.84CR*					
451.000 MISC SERVICE REVENUE FBSS	7/02/2007	1,011.20CR	6/2007	O		BLISTJ	1
	7/10/2007	455.45CR	6/2007	O		BLISTJ	1
	7/17/2007	1,237.10CR	6/2007	O		BLISTJ	1
	7/25/2007	1,271.80CR	7/2007	O		BLISTJ	1
		3,975.55CR*					
454.000 RENT FROM ELECTRIC PROPERTY	7/25/2007	1,400.00CR	7/2007	O		BLISTJ	1
		1,400.00CR*					

.00 \*\*

\* \* \* INTER-COUNTY ENERGY \* \* \*

Sales Journal from 8/01/2007 to 8/31/2007

BillProcess

G/L Account	Date	Amount	Rev M/Y	Utl	Usage	Source	Seq
107.300 SPECIAL EQUIPMENT	8/25/2007	70.00CR 70.00CR*	8/2007	0	*	BLISTU	1
142.100 ACCOUNTS RECEIVABLE	8/02/2007	777,587.81	7/2007			BLISTU	1
	8/10/2007	473,789.48	7/2007			BLISTU	1
	8/17/2007	1,353,609.62	7/2007			BLISTU	1
	8/03/2007	18,561.14	8/2007			FINALJ	1
	8/11/2007	14,809.00	8/2007			FINALJ	1
	8/20/2007	12,374.18	8/2007			FINALJ	1
	8/25/2007	987,273.41	8/2007			BLISTU	1
	8/28/2007	6,083.57	8/2007			FINALJ	1
		3,644,088.21 *			*		
142.999 A/R CLEARING ACCOUNT	8/02/2007	612.80CR	7/2007	0		BLISTU	1
	8/10/2007	1,141.51CR	7/2007	0		BLISTU	1
	8/17/2007	1,292.89CR	7/2007	0		BLISTU	1
	8/25/2007	827.14CR	8/2007	0		BLISTU	1
		3,874.34CR*			*		
200.100 MEMBERSHIP FEES	8/02/2007	1,800.00	7/2007	0		BLISTU	1
	8/10/2007	1,820.00	7/2007	0		BLISTU	1
	8/17/2007	1,705.00	7/2007	0		BLISTU	1
	8/25/2007	1,715.00	8/2007	0		BLISTU	1
		7,040.00 *			*		
222.110 ACCTS PAYABLE - MEMBERS	8/10/2007	.40	7/2007	0		BLISTU	1
	8/17/2007	.10	7/2007	0		BLISTU	1
		.50 *			*		
235.000 DEPOSIT	8/02/2007	2,550.00	7/2007	0		BLISTU	1
	8/10/2007	4,250.00	7/2007	0		BLISTU	1
	8/17/2007	4,650.00	7/2007	0		BLISTU	1
	8/25/2007	4,970.00	8/2007	0		BLISTU	1
		16,420.00 *			*		
236.500 STATE SALES TAX	8/02/2007	2,557.48CR	7/2007			BLISTU	1
	8/10/2007	1,791.90CR	7/2007			BLISTU	1
	8/17/2007	19,079.37CR	7/2007			BLISTU	1
	8/25/2007	4,608.93CR	8/2007			BLISTU	1
		28,037.68CR*			*		
236.600 MARION COUNTY SCHOOL TAX	8/02/2007	2,026.08CR	7/2007			BLISTU	1
	8/10/2007	7,802.19CR	7/2007			BLISTU	1
	8/17/2007	16,563.14CR	7/2007			BLISTU	1
	8/25/2007	24.16CR	8/2007	0		BLISTU	1
		26,415.57CR*			*		
236.700 WASHINGTON COUNTY SCHOOL TAX	8/02/2007	2.18CR	7/2007	0		BLISTU	1
	8/17/2007	652.00CR	7/2007			BLISTU	1
	8/25/2007	2.25CR	8/2007			BLISTU	1
		656.43CR*			*		

\*\* INTER-COUNTY ENERGY\*\*

Sales Journal from 8/01/2007 to 8/31/2007

BillProcess

G/L Account	Date	Amount	Rev M/Y	Utl	Usage	Source	Seq
236.800 MADISON COUNTY SCHOOL TAX	8/02/2007	137.65CR	7/2007			BLISTU	1
	8/25/2007	66.60CR	8/2007		*	BLISTU	1
		204.25CR*					
236.810 TAYLOR COUNTY SCHOOL TAX	8/02/2007	.80CR	7/2007			BLISTU	1
	8/10/2007	223.93CR	7/2007			BLISTU	1
	8/17/2007	3.43CR	7/2007		*	BLISTU	1
		228.16CR*					
236.830 LINCOLN COUNTY SCHOOL TAX	8/02/2007	6,958.29CR	7/2007			BLISTU	1
	8/10/2007	196.20CR	7/2007			BLISTU	1
	8/17/2007	5,361.27CR	7/2007			BLISTU	1
	8/25/2007	14,423.17CR	8/2007		*	BLISTU	1
		26,938.93CR*					
236.840 3% DANVILLE FRANCHISE TAX	8/02/2007	1.31CR	7/2007			BLISTU	1
	8/10/2007	7.04CR	7/2007			BLISTU	1
	8/17/2007	1,127.77CR	7/2007			BLISTU	1
	8/25/2007	494.13CR	8/2007		*	BLISTU	1
		1,630.25CR*					
236.850 HARRODSBURG FRANCHISE TAX	8/02/2007	373.08CR	7/2007			BLISTU	1
	8/17/2007	634.90CR	7/2007		*	BLISTU	1
		1,007.98CR*					
236.900 BURGIN CITY SCHOOL TAX	8/02/2007	1,036.04CR	7/2007		*	BLISTU	1
		1,036.04CR*					
236.910 BOYLE COUNTY SCHOOL TAX	8/02/2007	717.31CR	7/2007			BLISTU	1
	8/10/2007	7.32CR	7/2007			BLISTU	1
	8/17/2007	10,941.06CR	7/2007			BLISTU	1
	8/25/2007	1,430.46CR	8/2007		*	BLISTU	1
		13,096.15CR*					
236.920 STANFORD FRANCHISE TAX	8/02/2007	6.53CR	7/2007			BLISTU	1
	8/10/2007	4.03CR	7/2007			BLISTU	1
	8/17/2007	3.82CR	7/2007			BLISTU	1
	8/25/2007	1,094.86CR	8/2007		*	BLISTU	1
		1,109.24CR*					
236.930 GARRARD COUNTY SCHOOL TAX	8/02/2007	8,002.02CR	7/2007			BLISTU	1
	8/10/2007	19.87CR	7/2007			BLISTU	1
	8/17/2007	955.27CR	7/2007			BLISTU	1
	8/25/2007	8,938.39CR	8/2007		*	BLISTU	1
		17,915.55CR*					
236.940 MERCER COUNTY SCHOOL TAX	8/02/2007	2,655.62CR	7/2007			BLISTU	1
	8/10/2007	6.39CR	7/2007			BLISTU	1
	8/17/2007	1,624.24CR	7/2007			BLISTU	1
	8/25/2007	2,579.36CR	8/2007		*	BLISTU	1
		6,865.61CR*					

\*\* INTER-COUNTY ENERGY\* \*\*

Sales Journal from 8/01/2007 to 8/31/2007

BilliProcess

G/L Account	Date	Amount	Rev M/Y	Utl	Usage	Source	Seq
236.950 LARUE COUNTY SCHOOL TAX	8/02/2007	1.21CR	7/2007			BLISTU	1
	8/10/2007	412.37CR	7/2007			BLISTU	1
	8/25/2007	3.75CR 417.33CR*	8/2007		*	BLISTU	1
236.960 CASEY COUNTY SCHOOL TAX	8/02/2007	336.37CR	7/2007			BLISTU	1
	8/10/2007	3,587.27CR	7/2007			BLISTU	1
	8/17/2007	2,013.45CR	7/2007			BLISTU	1
	8/25/2007	3.80CR 5,940.89CR*	8/2007		*	BLISTU	1
236.970 DANVILLE CITY SCHOOL TAX	8/10/2007	4.37CR	7/2007			BLISTU	1
	8/17/2007	37.00CR	7/2007			BLISTU	1
	8/25/2007	489.21CR 530.58CR*	8/2007		*	BLISTU	1
236.980 ROCKCASTLE COUNTY SCHOOL TAX	8/02/2007	126.49CR 126.49CR*	7/2007		*	BLISTU	1
236.990 NELSON COUNTY SCHOOL TAX	8/02/2007	81.60CR	7/2007			BLISTU	1
	8/10/2007	1,336.89CR	7/2007			BLISTU	1
	8/17/2007	.26CR	7/2007			BLISTU	1
	8/25/2007	1.50CR 1,420.25CR*	8/2007		*	BLISTU	1
240.000 INTEREST	8/02/2007	76.22	7/2007	O		BLISTU	1
	8/10/2007	150.96	7/2007	O		BLISTU	1
	8/17/2007	171.92	7/2007	O		BLISTU	1
	8/03/2007	2,058.19CR	8/2007	O		UBDEPIU	1
8/25/2007	185.53 1,473.56CR*	8/2007	O		BLISTU	1	
431.000 "OTHER" INTEREST ACCOUNT	8/03/2007	2,058.19 2,058.19 *	8/2007	O	*	UBDEPIU	1
	8/02/2007	600,453.26CR	7/2007	E	7,174,565	BLISTU	1
440.100 RESIDENTIAL REVENUE	8/10/2007	359,387.24CR	7/2007	E	4,302,879	BLISTU	1
	8/17/2007	823,751.19CR	7/2007	E	9,862.112	BLISTU	1
	8/25/2007	756,782.58CR 2,540,374.27CR*	8/2007	E	9,129,396 30,468,952 *	BLISTU	1
	8/02/2007	59,965.38CR	7/2007	E		BLISTU	1
440.110 FUEL ADJUSTMENT FOR RES RATE	8/10/2007	36,011.54CR	7/2007	E		BLISTU	1
	8/17/2007	82,495.60CR	7/2007	E		BLISTU	1
	8/25/2007	52,569.72CR 231,042.24CR*	8/2007	E	*	BLISTU	1
	8/02/2007	41,112.33CR	7/2007	E		BLISTU	1
440.111 ENVIRONMENTAL SURCHARGE	8/10/2007	24,774.12CR	7/2007			BLISTU	1
	8/17/2007	56,692.37CR	7/2007			BLISTU	1



\*\* INTER-COUNTY ENERGY\*\*

Sales Journal from 8/01/2007 to 8/31/2007

BilliProcess

G/L Account	Date	Amount	Rev M/Y	Utl	Usage	Source	Seq
440.111 ENVIRONMENTAL SURCHARGE	8/25/2007	52,319.71CR 174,898.53CR*	8/2007		*	BLISTU	1
440.120 ETS BILLING ACCOUNTS	8/02/2007	15.55CR	7/2007	E	345	BLISTU	1
	8/10/2007	23.91	7/2007	E	559-	BLISTU	1
	8/17/2007	32.22	7/2007	E	715-	BLISTU	1
	8/25/2007	6.09CR	8/2007	E	135	BLISTU	1
		34.49 *			794-*		
440.130 FUEL ADJUSTMENT FOR E18	8/02/2007	2.88CR	7/2007	E		BLISTU	1
	8/10/2007	7.09	7/2007	E		BLISTU	1
	8/17/2007	5.99	7/2007	E		BLISTU	1
	8/25/2007	.77CR	8/2007	E		BLISTU	1
		9.43 *			*		
440.131 ENVIRONMENTAL SURCHARGE	8/02/2007	1.19CR	7/2007			BLISTU	1
	8/10/2007	1.82	7/2007	E		BLISTU	1
	8/17/2007	2.46	7/2007	E		BLISTU	1
	8/25/2007	.46CR	8/2007			BLISTU	1
		2.63 *			*		
440.140 ENVIROWATTS	8/02/2007	19.25CR	7/2007	E	700	BLISTU	1
	8/10/2007	11.00CR	7/2007	E	400	BLISTU	1
	8/17/2007	90.75CR	7/2007	E	3,300	BLISTU	1
	8/25/2007	19.25CR	8/2007	E	700	BLISTU	1
		140.25CR*			5,100 *		
442.100 SMALL COMMERCIAL REVENUE	8/02/2007	15,916.57CR	7/2007	E	182,322	BLISTU	1
	8/10/2007	13,000.82CR	7/2007	E	161,406	BLISTU	1
	8/17/2007	22,827.35CR	7/2007	E	285,053	BLISTU	1
	8/25/2007	21,036.55CR	8/2007	E	260,239	BLISTU	1
		72,781.29CR*			889,020 *		
442.110 FUEL ADJUSTMENT	8/02/2007	1,526.01CR	7/2007	E		BLISTU	1
	8/10/2007	1,350.96CR	7/2007	E		BLISTU	1
	8/17/2007	2,385.95CR	7/2007	E		BLISTU	1
	8/25/2007	1,498.96CR	8/2007	E		BLISTU	1
		6,761.88CR*			*		
442.111 ENVIRONMENTAL SURCHARGE	8/02/2007	2,611.49CR	7/2007			BLISTU	1
	8/10/2007	1,659.02CR	7/2007			BLISTU	1
	8/17/2007	4,779.89CR	7/2007			BLISTU	1
	8/25/2007	3,185.17CR	8/2007			BLISTU	1
		12,235.57CR*			*		
442.200 LARGE COMMERCIAL REVENUE	8/02/2007	28,826.71CR	7/2007	E	354,813	BLISTU	1
	8/10/2007	22,898.04CR	7/2007	E	302,363	BLISTU	1
	8/17/2007	37,186.88CR	7/2007	E	529,322	BLISTU	1
	8/25/2007	60,854.50CR	8/2007	E	833,585	BLISTU	1
		149,766.13CR*			2,020,083 *		

\*\* \*INTER-COUNTY ENERGY\* \*\*

Sales Journal from 8/01/2007 to 8/31/2007

BilliProcess

G/L Account	Date	Amount	Rev M/Y	Utl	Usage	Source	Seq
442.210 FUEL ADJUSTMENT	8/02/2007	2,969.80CR	7/2007	E		BLISTU	1
	8/10/2007	2,530.77CR	7/2007	E		BLISTU	1
	8/17/2007	4,430.40CR	7/2007	E		BLISTU	1
	8/25/2007	4,801.45CR	8/2007	E		BLISTU	1
		14,732.42CR*			*		
442.211 ENVIRONMENTAL SURCHARGE	8/02/2007	2,052.66CR	7/2007			BLISTU	1
	8/10/2007	1,641.64CR	7/2007			BLISTU	1
	8/17/2007	5,867.82CR	7/2007			BLISTU	1
	8/25/2007	3,906.04CR	8/2007			BLISTU	1
		13,468.16CR*			*		
442.300 LARGE INDUSTRIAL RATE SCHEDULE IND CI	8/17/2007	67,648.06CR	7/2007	E	1,332,000	BLISTU	1
		67,648.06CR*			1,332,000 *		
442.310 FUEL CHARGE FOR LARGE INDUSTRIAL RATE SC	8/17/2007	11,148.84CR	7/2007	E		BLISTU	1
		11,148.84CR*			*		
442.311 ENVIRONMENTAL SURCHARGE	8/17/2007	5,090.28CR	7/2007			BLISTU	1
		5,090.28CR*			*		
442.320 COMMERCIAL SALES MONTIBELLO IND RATE SCH	8/17/2007	143,717.74CR	7/2007	E	2,905,760	BLISTU	1
		143,717.74CR*			2,905,760 *		
442.330 FUEL CHG FOR MONTIBELLO LARGE IND SCHEDU	8/17/2007	24,321.22CR	7/2007	E		BLISTU	1
		24,321.22CR*			*		
442.331 ENVIRONMENTAL SURCHARGE	8/17/2007	6,266.18CR	7/2007			BLISTU	1
		6,266.18CR*			*		
450.000 FORFEITED DISCOUNTS	8/02/2007	55.65	7/2007	O		BLISTU	1
	8/10/2007	37.08	7/2007	O		BLISTU	1
	8/17/2007	133.61	7/2007	O		BLISTU	1
	8/03/2007	16,561.14CR	8/2007			FINALJ	1
	8/11/2007	14,809.00CR	8/2007			FINALJ	1
	8/20/2007	12,374.18CR	8/2007			FINALJ	1
	8/25/2007	73.23	8/2007	O		BLISTU	1
	8/28/2007	6,083.57CR	8/2007			FINALJ	1
		51,528.32CR*			*		
451.000 MISC SERVICE REVENUE FEES	8/02/2007	963.74CR	7/2007	O		BLISTU	1
	8/10/2007	274.31CR	7/2007	O		BLISTU	1
	8/17/2007	1,320.53CR	7/2007	O		BLISTU	1
	8/25/2007	778.21CR	8/2007	O		BLISTU	1
		3,336.79CR*			*		
454.000 RENT FROM ELECTRIC PROPERTY	8/25/2007	1,400.00CR	8/2007	O		BLISTU	1
		1,400.00CR*			*		
		.00					**

\* \* \* INTER-COUNTY ENERGY \* \* \*

Sales Journal from 9/01/2007 to 9/30/2007

BilliProcess

G/L Account	Date	Amount	Rev M/Y	Utl	Usage	Source	Seq
107.300 SPECIAL EQUIPMENT	9/17/2007	35.00CR	8/2007	0		BLISTU	1
	9/25/2007	70.00	9/2007	0	*	BLISTU	1
		35.00 *					
142.100 ACCOUNTS RECEIVABLE	9/02/2007	845,142.89	8/2007			BLISTU	1
	9/10/2007	441,314.35	8/2007			BLISTU	1
	9/17/2007	1,675,888.32	8/2007			FINALJ	1
	9/05/2007	17,068.37	9/2007			FINALJ	1
	9/11/2007	16,343.59	9/2007			FINALJ	1
	9/20/2007	13,497.06	9/2007			FINALJ	1
	9/26/2007	9,079.82	9/2007			FINALJ	1
	9/25/2007	1,059,132.04	9/2007			BLISTU	1
		4,077,466.44 *			*		
142.999 A/R CLEARING ACCOUNT	9/02/2007	525.67CR	8/2007	0		BLISTU	1
	9/10/2007	1,760.61CR	8/2007	0		BLISTU	1
	9/17/2007	1,010.32CR	8/2007	0		BLISTU	1
	9/25/2007	286.09CR	9/2007	0		BLISTU	1
		3,582.69CR*			*		
144.100 END DBBT	9/10/2007	93,497.65	8/2007	0		BLISTU	1
		93,497.65 *			*		
200.100 MEMBERSHIP FEES	9/02/2007	2,300.00	8/2007	0		BLISTU	1
	9/10/2007	1,705.00	8/2007	0		BLISTU	1
	9/17/2007	1,615.00	8/2007	0		BLISTU	1
	9/25/2007	1,690.00	9/2007	0		BLISTU	1
		7,310.00 *			*		
232.110 ACCTS PAYABLE - MEMBERS	9/25/2007	.47CR	9/2007	0		BLISTU	1
		.47CR*			*		
235.000 DEPOSIT	9/02/2007	5,600.00	8/2007	0		BLISTU	1
	9/10/2007	2,450.00	8/2007	0		BLISTU	1
	9/17/2007	2,900.00	8/2007	0		BLISTU	1
	9/25/2007	3,475.00	9/2007	0		BLISTU	1
		14,425.00 *			*		
236.500 STATE SALES TAX	9/02/2007	2,757.02CR	8/2007			BLISTU	1
	9/10/2007	1,870.22CR	8/2007			BLISTU	1
	9/17/2007	26,829.25CR	8/2007			BLISTU	1
	9/25/2007	4,706.96CR	9/2007			BLISTU	1
		36,163.45CR*			*		
236.600 MARION COUNTY SCHOOL TAX	9/02/2007	2,313.42CR	8/2007			BLISTU	1
	9/10/2007	8,595.80CR	8/2007			BLISTU	1
	9/17/2007	21,487.81CR	8/2007			BLISTU	1
	9/25/2007	34.00CR	9/2007			BLISTU	1
		32,431.03CR*			*		

\* \* \* INTER-COUNTY ENERGY \* \* \*

Sales Journal from 9/01/2007 to 9/30/2007

BilliProcess

G/L Account	Date	Amount	Rev M/Y	Utl	Usage	Source	Seq
236.700 WASHINGTON COUNTY SCHOOL TAX	9/17/2007	839.02CR	8/2007			BLJSTU	1
	9/25/2007	4.78CR	9/2007		*	BLJSTU	1
236.800 MADISON COUNTY SCHOOL TAX	9/02/2007	152.78CR	8/2007			BLJSTU	1
	9/25/2007	70.30CR	9/2007		*	BLJSTU	1
236.810 TAYLOR COUNTY SCHOOL TAX	9/02/2007	2.86CR	8/2007			BLJSTU	1
	9/10/2007	240.75CR	8/2007			BLJSTU	1
236.830 LINCOLN COUNTY SCHOOL TAX	9/17/2007	4.10CR	8/2007			BLJSTU	1
	9/02/2007	247.71CR*	8/2007		*	BLJSTU	1
236.840 3 1/2 DANVILLE FRANCHISE TAX	9/02/2007	7,584.75CR	8/2007			BLJSTU	1
	9/10/2007	269.53CR	8/2007			BLJSTU	1
236.850 HARRODSBURG FRANCHISE TAX	9/17/2007	6,394.01CR	8/2007			BLJSTU	1
	9/25/2007	15,488.81CR	9/2007		*	BLJSTU	1
236.860 JUNCTION CITY FRANCHISE TAX	9/02/2007	.32	8/2007	0		BLJSTU	1
	9/17/2007	1,366.32CR	8/2007			BLJSTU	1
236.900 BURGIN CITY SCHOOL TAX	9/25/2007	511.65CR	9/2007		*	BLJSTU	1
	9/02/2007	1,877.65CR*	8/2007			BLJSTU	1
236.910 BOYLE COUNTY SCHOOL TAX	9/17/2007	427.11CR	8/2007			BLJSTU	1
	9/25/2007	751.37CR	8/2007			BLJSTU	1
236.920 STANFORD FRANCHISE TAX	9/02/2007	2.85CR	9/2007		*	BLJSTU	1
	9/17/2007	1,181.33CR*	8/2007			BLJSTU	1
236.930 GARRARD COUNTY SCHOOL TAX	9/17/2007	251.32CR	8/2007			BLJSTU	1
	9/25/2007	38.90CR	9/2007		*	BLJSTU	1
236.950 GARRARD COUNTY SCHOOL TAX	9/02/2007	1,154.98CR	8/2007			BLJSTU	1
	9/17/2007	1.28CR	8/2007			BLJSTU	1
236.950 STANFORD FRANCHISE TAX	9/25/2007	8.38CR	9/2007		*	BLJSTU	1
	9/02/2007	1,164.64CR*	8/2007			BLJSTU	1
236.950 STANFORD FRANCHISE TAX	9/10/2007	748.81CR	8/2007			BLJSTU	1
	9/17/2007	15.70CR	8/2007			BLJSTU	1
236.950 STANFORD FRANCHISE TAX	9/17/2007	13,047.69CR	8/2007			BLJSTU	1
	9/25/2007	1,523.26CR	9/2007		*	BLJSTU	1
236.950 STANFORD FRANCHISE TAX	9/17/2007	15,335.46CR*	8/2007			BLJSTU	1
	9/25/2007	4.38CR	9/2007		*	BLJSTU	1
236.950 STANFORD FRANCHISE TAX	9/17/2007	1,167.22CR	8/2007			BLJSTU	1
	9/25/2007	1,171.60CR*	9/2007			BLJSTU	1
236.950 STANFORD FRANCHISE TAX	9/02/2007	8,532.80CR	8/2007			BLJSTU	1
	9/10/2007	23.01CR	8/2007	0		BLJSTU	1

\*\* INTER-COUNTY ENERGY\*\*

Sales Journal from 9/01/2007 to 9/30/2007

BillProcess

G/L Account	Date	Amount	Rev M/Y	Utl	Usage	Source	Seq
236.930 GARRARD COUNTY SCHOOL TAX	9/17/2007	1,226.68CR	8/2007			BLISTU	1
	9/25/2007	9,430.51CR	9/2007		*	BLISTU	1
236.940 MERCER COUNTY SCHOOL TAX	9/02/2007	3,067.74CR	8/2007			BLISTU	1
	9/10/2007	17,49CR	8/2007			BLISTU	1
	9/17/2007	2,046.74CR	8/2007			BLISTU	1
	9/25/2007	2,933.31CR	9/2007		*	BLISTU	1
236.950 LARUE COUNTY SCHOOL TAX	9/10/2007	492.90CR	8/2007			BLISTU	1
		492.90CR*			*		
236.960 CASBY COUNTY SCHOOL TAX	9/02/2007	375.66CR	8/2007			BLISTU	1
	9/10/2007	4,125.67CR	8/2007			BLISTU	1
	9/17/2007	2,124.65CR	8/2007			BLISTU	1
	9/25/2007	3,966CR	9/2007		*	BLISTU	1
236.970 DANVILLE CITY SCHOOL TAX	9/17/2007	42.80CR	8/2007			BLISTU	1
	9/25/2007	505.65CR	9/2007		*	BLISTU	1
236.980 ROCKCASTLE COUNTY SCHOOL TAX	9/02/2007	131.58CR	8/2007			BLISTU	1
		131.58CR*			*		
236.990 NELSON COUNTY SCHOOL TAX	9/02/2007	85.48CR	8/2007			BLISTU	1
	9/10/2007	1,509.89CR	8/2007			BLISTU	1
	9/17/2007	.27CR	8/2007		*	BLISTU	1
		1,595.64CR*			*		
240.000 INTEREST	9/02/2007	204.08	8/2007	O		BLISTU	1
	9/10/2007	89.55	8/2007	O		BLISTU	1
	9/17/2007	107.48	8/2007	O		BLISTU	1
	9/05/2007	2,034.28CR	9/2007	O		UBDDEPLU	1
	9/25/2007	145.49	9/2007	O		BLISTU	1
431.000 "OTHER" INTEREST ACCOUNT	9/05/2007	1,487.68CR*			*		
		2,034.28	9/2007	O		UBDDEPLU	1
		2,034.28 *			*		
440.100 RESIDENTIAL REVENUE	9/02/2007	673,619.09CR	8/2007	E	7,805,033	BLISTU	1
	9/10/2007	421,279.02CR	8/2007	E	4,824,259	BLISTU	1
	9/17/2007	1,004,518.06CR	8/2007	E	11,351,688	BLISTU	1
	9/25/2007	866,926.85CR	9/2007	E	9,755,298	BLISTU	1
		2,966,343.02CR*			33,736,278 *		
440.110 FUEL ADJUSTMENT FOR RES RATE	9/02/2007	44,958.08CR	8/2007	E		BLISTU	1
	9/17/2007	27,785.89CR	8/2007	E		BLISTU	1
		65,366.73CR	8/2007	E		BLISTU	1

\*\* INTER-COUNTY ENERGY\*\*

Sales Journal from 9/01/2007 to 9/30/2007

BilliProcess

G/L Account	Date	Amount	Rev M/Y	Utl	Usage	Source	Seq
440.110 FUEL ADJUSTMENT FOR RES RATE	9/25/2007	2,373.98 135,736.72CR*	9/2007	E	*	BLISTJ	1
440.111 ENVIRONMENTAL SURCHARGE	9/02/2007	45,854.08CR	8/2007			BLISTJ	1
	9/10/2007	28,923.29CR	8/2007			BLISTJ	1
	9/17/2007	68,814.11CR	8/2007			BLISTJ	1
	9/25/2007	63,077.86CR	9/2007			BLISTJ	1
		206,669.34CR*			*		
440.120 ETS BILLING ACCOUNTS	9/02/2007	48.12CR	8/2007	E	997	BLISTJ	1
	9/10/2007	20.36	8/2007	E	416-	BLISTJ	1
	9/17/2007	2.71CR	8/2007	E	55	BLISTJ	1
	9/25/2007	2.30CR	9/2007	E	47	BLISTJ	1
		32.77CR*			683 *		
440.130 FUEL ADJUSTMENT FOR E18	9/02/2007	5.74CR	8/2007	E		BLISTJ	1
	9/10/2007	2.40	8/2007	E		BLISTJ	1
	9/17/2007	.32CR	8/2007	E		BLISTJ	1
	9/25/2007	.01	9/2007	E		BLISTJ	1
		3.65CR*			*		
440.131 ENVIRONMENTAL SURCHARGE	9/02/2007	3.56CR	8/2007			BLISTJ	1
	9/10/2007	1.51	8/2007	E		BLISTJ	1
	9/17/2007	.20CR	8/2007			BLISTJ	1
	9/25/2007	.17CR	9/2007			BLISTJ	1
		2.42CR*			*		
440.140 ENVIRONMENTAL SURCHARGE	9/02/2007	19.25CR	8/2007	E	700	BLISTJ	1
	9/10/2007	11.00CR	8/2007	E	400	BLISTJ	1
	9/17/2007	90.75CR	8/2007	E	3,300	BLISTJ	1
	9/25/2007	19.25CR	9/2007	E	700	BLISTJ	1
		140.25CR*			5,100 *		
442.100 SMALL COMMERCIAL REVENUE	9/02/2007	15,851.03CR	8/2007	E	179,427	BLISTJ	1
	9/10/2007	14,732.88CR	8/2007	E	174,263	BLISTJ	1
	9/17/2007	27,591.04CR	8/2007	E	323,180	BLISTJ	1
	9/25/2007	23,280.31CR	9/2007	E	264,645	BLISTJ	1
		81,455.26CR*			941,515 *		
442.110 FUEL ADJUSTMENT	9/02/2007	1,033.58CR	8/2007	E		BLISTJ	1
	9/10/2007	1,003.71CR	8/2007	E		BLISTJ	1
	9/17/2007	1,861.48CR	8/2007	E		BLISTJ	1
	9/25/2007	63.51	9/2007	E		BLISTJ	1
		3,835.26CR*			*		
442.111 ENVIRONMENTAL SURCHARGE	9/02/2007	2,830.77CR	8/2007			BLISTJ	1
	9/10/2007	1,855.86CR	8/2007			BLISTJ	1
	9/17/2007	5,683.68CR	8/2007			BLISTJ	1
	9/25/2007	3,807.50CR	9/2007			BLISTJ	1
		14,177.81CR*			*		

\*\* INTER-COUNTY ENERGY\*\*

Sales Journal from 9/01/2007 to 9/30/2007

BilliProcess

G/L Account	Date	Amount	Rev M/Y	Utl	Usage	Source	Seq
442.200 LARGE COMMERCIAL REVENUE	9/02/2007	35,784.75CR	8/2007	E	438,313	BLISTU	1
	9/10/2007	21,388.13CR	8/2007	E	255,463	BLISTU	1
	9/17/2007	47,914.91CR	8/2007	E	642,312	BLISTU	1
	9/25/2007	66,672.74CR	9/2007	E	836,187	BLISTU	1
		171,760.53CR*			2,172,275 *		
442.210 FUEL ADJUSTMENT	9/02/2007	2,524.70CR	8/2007	E		BLISTU	1
	9/10/2007	1,471.45CR	8/2007	E		BLISTU	1
	9/17/2007	3,699.69CR	8/2007	E		BLISTU	1
	9/25/2007	200.69	9/2007	E		BLISTU	1
		7,495.15CR*			*		
442.211 ENVIRONMENTAL SURCHARGE	9/02/2007	2,538.44CR	8/2007			BLISTU	1
	9/10/2007	1,514.47CR	8/2007			BLISTU	1
	9/17/2007	7,499.36CR	8/2007			BLISTU	1
	9/25/2007	4,382.84CR	9/2007			BLISTU	1
		15,935.11CR*			*		
442.300 LARGE INDUSTRIAL RATE SCHEDULE IND CI	9/17/2007	129,117.71CR	8/2007	E	2,989,285	BLISTU	1
		129,117.71CR*			2,989,285 *		
442.310 FUEL CHARGE FOR LARGE INDUSTRIAL RATE SC	9/17/2007	17,218.28CR	8/2007	E		BLISTU	1
		17,218.28CR*			*		
442.311 ENVIRONMENTAL SURCHARGE	9/17/2007	9,702.08CR	8/2007			BLISTU	1
		9,702.08CR*			*		
442.320 COMMERCIAL SALES MONTIBELLO IND RATE SCH	9/17/2007	185,849.31CR	8/2007	E	3,297,048	BLISTU	1
		185,849.31CR*			3,297,048 *		
442.330 FUEL CHG FOR MONTIBELLO LARGE IND SCHEDU	9/17/2007	18,991.00CR	8/2007	E		BLISTU	1
		18,991.00CR*			*		
442.331 ENVIRONMENTAL SURCHARGE	9/17/2007	7,783.23CR	8/2007			BLISTU	1
		7,783.23CR*			*		
450.000 FORFEITED DISCOUNTS	9/02/2007	17.21	8/2007	O		BLISTU	1
	9/10/2007	116.34	8/2007	O		BLISTU	1
	9/17/2007	128.81	8/2007	O		BLISTU	1
	9/05/2007	17,068.37CR	9/2007			FINALJ	1
	9/11/2007	16,343.59CR	9/2007			FINALJ	1
	9/20/2007	13,497.06CR	9/2007			FINALJ	1
	9/26/2007	9,079.82CR	9/2007			FINALJ	1
	9/25/2007	168.15	9/2007	O		BLISTU	1
		55,558.33CR*			*		
451.000 MISC SERVICE REVENUE FEES	9/02/2007	401.65CR	8/2007	O		BLISTU	1
	9/10/2007	309.89CR	8/2007	O		BLISTU	1
	9/17/2007	1,471.95CR	8/2007	O		BLISTU	1
	9/25/2007	961.95CR	9/2007	O		BLISTU	1
		3,145.44CR*			*		

\*\* \*INTER-COUNTY ENERGY\* \*\*

Sales Journal from 9/01/2007 to 9/30/2007

G/L Account	Date	Amount	Rev M/Y	Utl	Usage	Source	Seq
454.000 RENT FROM ELECTRIC PROPERTY	9/25/2007	1,400.00CR	9/2007	0		BLISTJ	1
		1,400.00CR*			*		
586.000 COST OF METER	9/02/2007	69.00	8/2007	0		BLISTJ	1
	9/25/2007	70.00CR	9/2007	0		BLISTJ	1
		1.00CR*			*		
		.00					**



\*\* INTER-COUNTY ENERGY\* \*\*

Sales Journal from 10/01/2007 to 10/31/2007

BillProcess

G/L Account	Date	Amount	Rev M/Y	Utl	Usage	Source	Seq
107.300 SPECIAL EQUIPMENT	10/10/2007	40.00CR	9/2007	0		BLISTU	1
	10/17/2007	65.00CR	9/2007	0		BLISTU	1
	10/25/2007	35.00CR	10/2007	0		BLISTU	1
		140.00CR*					
142.100 ACCOUNTS RECEIVABLE	10/02/2007	802,648.14	9/2007			BLISTU	1
	10/10/2007	438,839.70	9/2007			BLISTU	1
	10/17/2007	1,047,075.98	9/2007			BLISTU	1
	10/18/2007	67,019.79	9/2007			BLISTU	1
	10/03/2007	23,531.32	10/2007			FINALJ	1
	10/11/2007	17,009.02	10/2007			FINALJ	1
	10/18/2007	13,594.69	10/2007			FINALJ	1
	10/26/2007	7,054.55	10/2007			FINALJ	1
	10/25/2007	846,204.53	10/2007			BLISTU	1
		3,262,977.72 *					
142.999 A/R CLEARING ACCOUNT	10/02/2007	820.22CR	9/2007	0		BLISTU	1
	10/10/2007	455.70CR	9/2007	0		BLISTU	1
	10/17/2007	1,470.25CR	9/2007	0		BLISTU	1
	10/25/2007	969.11CR	10/2007	0		BLISTU	1
		3,715.28CR*					
200.100 MEMBERSHIP FEES	10/02/2007	1,435.00	9/2007	0		BLISTU	1
	10/10/2007	3,530.00	9/2007	0		BLISTU	1
	10/17/2007	1,050.00	9/2007	0		BLISTU	1
	10/25/2007	2,545.00	10/2007	0		BLISTU	1
		8,560.00 *					
232.110 ACCTS PAYABLE - MEMBERS SM CR OR DR BAL	10/10/2007	.56CR	9/2007	0		BLISTU	1
	10/17/2007	.99CR	9/2007	0		BLISTU	1
	10/25/2007	.70	10/2007	0		BLISTU	1
		.85CR*					
235.000 DEPOSIT	10/02/2007	2,275.00	9/2007	0		BLISTU	1
	10/10/2007	6,070.00	9/2007	0		BLISTU	1
	10/17/2007	2,450.00	9/2007	0		BLISTU	1
	10/25/2007	4,075.00	10/2007	0		BLISTU	1
		14,870.00 *					
236.500 STATE SALES TAX	10/02/2007	2,774.81CR	9/2007			BLISTU	1
	10/10/2007	1,865.70CR	9/2007			BLISTU	1
	10/17/2007	8,460.06CR	9/2007			BLISTU	1
	10/18/2007	3,793.57CR	9/2007			BLISTU	1
	10/25/2007	4,268.41CR	10/2007			BLISTU	1
		21,162.55CR*					
236.600 MARION COUNTY SCHOOL TAX	10/02/2007	2,174.96CR	9/2007			BLISTU	1
	10/10/2007	7,111.77CR	9/2007			BLISTU	1
	10/17/2007	11,236.98CR	9/2007			BLISTU	1
	10/18/2007	1,841.54CR	9/2007			BLISTU	1

\* \* \*INTER-COUNTY ENERGY\* \* \*

Sales Journal from 10/01/2007 to 10/31/2007

BilliProcess

G/L Account	Date	Amount	Rev M/Y	Utl	Usage	Source	Seq
236.600 MARION COUNTY SCHOOL TAX	10/25/2007	72.98CR	10/2007		*	BLISTU	1
		22,438.23CR*					
236.700 WASHINGTON COUNTY SCHOOL TAX	10/10/2007	1.92CR	9/2007			BLISTU	1
	10/17/2007	526.67CR	9/2007			BLISTU	1
	10/25/2007	4.14CR	10/2007			BLISTU	1
		532.73CR*					
236.800 MADISON COUNTY SCHOOL TAX	10/02/2007	144.66CR	9/2007			BLISTU	1
	10/10/2007	.28CR	9/2007			BLISTU	1
	10/17/2007	2.95	9/2007			BLISTU	1
	10/25/2007	54.58CR	10/2007			BLISTU	1
		196.57CR*					
236.810 TAYLOR COUNTY SCHOOL TAX	10/02/2007	.45CR	9/2007			BLISTU	1
	10/10/2007	207.92CR	9/2007			BLISTU	1
	10/17/2007	3.73CR	9/2007			BLISTU	1
	10/25/2007	1.90	10/2007			BLISTU	1
		210.20CR*					
236.830 LINCOLN COUNTY SCHOOL TAX	10/02/2007	7,252.27CR	9/2007			BLISTU	1
	10/10/2007	209.93CR	9/2007			BLISTU	1
	10/17/2007	4,594.94CR	9/2007			BLISTU	1
	10/25/2007	12,391.57CR	10/2007			BLISTU	1
		24,448.71CR*					
236.840 3% DANVILLE FRANCHISE TAX	10/02/2007	.35CR	9/2007			BLISTU	1
	10/17/2007	1,047.32CR	9/2007			BLISTU	1
	10/25/2007	382.14CR	10/2007			BLISTU	1
		1,429.81CR*					
236.850 HARRODSBURG FRANCHISE TAX	10/02/2007	381.24CR	9/2007			BLISTU	1
	10/10/2007	.69CR	9/2007			BLISTU	1
	10/17/2007	583.31CR	9/2007			BLISTU	1
		965.24CR*					
236.860 JUNCTION CITY FRANCHISE TAX	10/10/2007	3.73CR	9/2007			BLISTU	1
	10/17/2007	173.71CR	9/2007			BLISTU	1
	10/25/2007	35.51CR	10/2007			BLISTU	1
		212.95CR*					
236.900 BURGIN CITY SCHOOL TAX	10/02/2007	1,065.04CR	9/2007			BLISTU	1
	10/17/2007	.30CR	9/2007			BLISTU	1
		1,065.34CR*					
236.910 BOYLE COUNTY SCHOOL TAX	10/02/2007	727.95CR	9/2007			BLISTU	1
	10/10/2007	37.71CR	9/2007	0		BLISTU	1
	10/17/2007	9,194.17CR	9/2007			BLISTU	1
	10/25/2007	1,221.83CR	10/2007			BLISTU	1
		11,181.66CR*					

\*\* \* INTER-COUNTY ENERGY \* \* \*

Sales Journal from 10/01/2007 to 10/31/2007

BilliProcess

G/L Account	Date	Amount	Rev M/Y	Utl	Usage	Source	Seq
236.920 STANFORD FRANCHISE TAX	10/17/2007	7.08CR	9/2007			BLISTU	1
	10/25/2007	940.53CR	10/2007			BLISTU	1
		947.61CR*			*		
236.930 GARRARD COUNTY SCHOOL TAX	10/02/2007	8.054.30CR	9/2007			BLISTU	1
	10/10/2007	24.48CR	9/2007			BLISTU	1
	10/17/2007	732.22CR	9/2007			BLISTU	1
	10/25/2007	7,444.24CR	10/2007			BLISTU	1
	16,255.24CR*			*			
236.940 MERCER COUNTY SCHOOL TAX	10/02/2007	2,845.82CR	9/2007			BLISTU	1
	10/10/2007	19.08CR	9/2007			BLISTU	1
	10/17/2007	1,452.17CR	9/2007			BLISTU	1
	10/25/2007	2,255.21CR	10/2007			BLISTU	1
	6,572.28CR*			*			
236.950 LARUE COUNTY SCHOOL TAX	10/10/2007	400.76CR	9/2007			BLISTU	1
	10/25/2007	3.15CR	10/2007			BLISTU	1
		403.91CR*			*		
236.960 CASEY COUNTY SCHOOL TAX	10/02/2007	309.74CR	9/2007			BLISTU	1
	10/10/2007	3,411.42CR	9/2007			BLISTU	1
	10/17/2007	1,700.35CR	9/2007			BLISTU	1
	10/25/2007	6.39CR	10/2007	0		BLISTU	1
	5,427.90CR*			*			
236.970 DANVILLE CITY SCHOOL TAX	10/02/2007	.35CR	9/2007			BLISTU	1
	10/17/2007	31.57CR	9/2007			BLISTU	1
	10/25/2007	375.25CR	10/2007			BLISTU	1
	407.17CR*			*			
236.980 ROCKCASTLE COUNTY SCHOOL TAX	10/02/2007	125.23CR	9/2007			BLISTU	1
		125.23CR*			*		
236.990 NELSON COUNTY SCHOOL TAX	10/02/2007	77.42CR	9/2007			BLISTU	1
	10/10/2007	1,243.39CR	9/2007			BLISTU	1
	10/17/2007	.26CR	9/2007			BLISTU	1
	10/25/2007	1.36CR	10/2007			BLISTU	1
	1,322.43CR*			*			
240.000 INTEREST	10/02/2007	66.87	9/2007	0		BLISTU	1
	10/10/2007	243.85	9/2007	0		BLISTU	1
	10/17/2007	99.59	9/2007	0		BLISTU	1
	10/03/2007	2,054.46CR	10/2007	0		UBDRPLJ	1
	139.68	10/2007	0		BLISTU	1	
	1,504.47CR*			*			
431.000 "OTHER" INTEREST ACCOUNT	10/03/2007	2,054.46	10/2007	0		UBDRPLJ	1
		2,054.46 *			*		

\* \* \* INTER-COUNTY ENERGY\* \* \*

Sales Journal from 10/01/2007 to 10/31/2007

G/L Account	Date	Amount	Rev M/Y	Utl	Usage	Source	Seq
440.100 RESIDENTIAL REVENUE	10/02/2007	672,877.80CR	9/2007	E	7,496,803	BLISTU	1
	10/10/2007	370,360.27CR	9/2007	E	4,092,276	BLISTU	1
	10/17/2007	784,574.53CR	9/2007	E	8,600,497	BLISTU	1
	10/25/2007	622,868.12CR	10/2007	E	6,763,912	BLISTU	1
		2,450,680.72CR*			26,953,488 *		
440.110 FUEL ADJUSTMENT FOR RES RATE	10/02/2007	1,806.88	9/2007	E		BLISTU	1
	10/10/2007	991.88	9/2007	E		BLISTU	1
	10/17/2007	2,057.72	9/2007	E		BLISTU	1
	10/25/2007	55,159.65CR	10/2007	E		BLISTU	1
		50,303.17CR*				*	
440.111 ENVIRONMENTAL SURCHARGE	10/02/2007	48,249.37CR	9/2007			BLISTU	1
	10/10/2007	26,754.00CR	9/2007			BLISTU	1
	10/17/2007	56,587.47CR	9/2007			BLISTU	1
	10/25/2007	50,548.69CR	10/2007			BLISTU	1
		182,139.53CR*				*	
440.120 ETS BILLING ACCOUNTS	10/02/2007	25.09	9/2007	E	526.00	BLISTU	1
	10/17/2007	7.87CR	9/2007	E	161	BLISTU	1
	10/25/2007	10.86CR	10/2007	E	222	BLISTU	1
	6.36 *				143 - *		
440.130 FUEL ADJUSTMENT FOR B18	10/02/2007	.62	9/2007	E		BLISTU	1
	10/17/2007	.04	9/2007	E		BLISTU	1
	10/25/2007	1.81CR	10/2007	E		BLISTU	1
	1.15CR*				*		
440.131 ENVIRONMENTAL SURCHARGE	10/02/2007	1.93	9/2007			BLISTU	1
	10/17/2007	.59CR	9/2007			BLISTU	1
	10/25/2007	.96CR	10/2007			BLISTU	1
	.38 *				*		
440.140 ENVIROMATTS	10/02/2007	19.25CR	9/2007	E	700	BLISTU	1
	10/10/2007	11.00CR	9/2007	E	400	BLISTU	1
	10/17/2007	90.75CR	9/2007	E	3,300	BLISTU	1
	10/25/2007	19.25CR	10/2007	E	700	BLISTU	1
		140.25CR*			5,100 *		
442.100 SMALL COMMERCIAL REVENUE	10/02/2007	15,505.89CR	9/2007	E	161,400	BLISTU	1
	10/10/2007	12,001.31CR	9/2007	E	134,214	BLISTU	1
	10/17/2007	26,725.54CR	9/2007	E	308,319	BLISTU	1
	10/25/2007	19,998.12CR	10/2007	E	222,057	BLISTU	1
	74,230.86CR*			825,990 *			
442.110 FUEL ADJUSTMENT	10/02/2007	51.30	9/2007	E		BLISTU	1
	10/10/2007	32.19	9/2007	E		BLISTU	1
	10/17/2007	73.98	9/2007	E		BLISTU	1
	10/25/2007	1,807.53CR	10/2007	E		BLISTU	1
	1,650.06CR*			*			

\*\* \* INTER-COUNTY ENERGY \* \* \*

Sales Journal from 10/01/2007 to 10/31/2007

BillProcess

G/L Account	Date	Amount	Rev M/Y	Utl	Usage	Source	Seq
442.111 ENVIRONMENTAL SURCHARGE	10/02/2007	3,009.69CR	9/2007			BLISTU	1
	10/10/2007	1,728.80CR	9/2007			BLISTU	1
	10/17/2007	5,291.45CR	9/2007			BLISTU	1
	10/25/2007	3,506.46CR	10/2007			BLISTU	1
		13,536.40CR*			*		
442.200 LARGE COMMERCIAL REVENUE	10/02/2007	38,684.05CR	9/2007	E	450,149	BLISTU	1
	10/10/2007	21,479.90CR	9/2007	E	256,339	BLISTU	1
	10/17/2007	46,395.30CR	9/2007	E	608,774	BLISTU	1
	10/25/2007	55,952.79CR	10/2007	E	700,663	BLISTU	1
		162,512.04CR*			2,015,925 *		
442.210 FUEL ADJUSTMENT	10/02/2007	108.01	9/2007	E		BLISTU	1
	10/10/2007	61.51	9/2007	E		BLISTU	1
	10/17/2007	146.12	9/2007	E		BLISTU	1
	10/25/2007	5,703.44CR	10/2007	E		BLISTU	1
		5,387.80CR*			*		
442.211 ENVIRONMENTAL SURCHARGE	10/02/2007	2,883.81CR	9/2007			BLISTU	1
	10/10/2007	1,600.85CR	9/2007			BLISTU	1
	10/17/2007	7,021.27CR	9/2007			BLISTU	1
	10/25/2007	4,162.58CR	10/2007			BLISTU	1
		15,668.51CR*			*		
442.300 LARGE INDUSTRIAL RATE SCHEDULE IND C1	10/17/2007	79,095.86	9/2007	E	1,916,105-	BLISTU	1
	10/18/2007	57,372.03CR	9/2007	E	1,080,736	BLISTU	1
		21,723.83 *			835,369-*		
442.310 FUEL CHARGE FOR LARGE INDUSTRIAL RATE SC	10/17/2007	458.93CR	9/2007	E		BLISTU	1
	10/18/2007	259.38	9/2007	E		BLISTU	1
		199.55CR*			*		
442.311 ENVIRONMENTAL SURCHARGE	10/17/2007	5,882.04	9/2007			BLISTU	1
	10/18/2007	4,272.03CR	9/2007			BLISTU	1
		1,610.01 *			*		
442.320 COMMERCIAL SALES MONTIBELLO IND RATE SCH	10/17/2007	163,516.06CR	9/2007	E	2,877,371	BLISTU	1
		163,516.06CR*			2,877,371 *		
442.330 FUEL CHG FOR MONTIBELLO LARGE IND SCHEDU	10/17/2007	690.56	9/2007	E		BLISTU	1
		690.56 *			*		
442.331 ENVIRONMENTAL SURCHARGE	10/17/2007	7,134.07CR	9/2007			BLISTU	1
		7,134.07CR*			*		
450.000 FORFEITED DISCOUNTS	10/02/2007	167.52	9/2007	O		BLISTU	1
	10/10/2007	13.23	9/2007	O		BLISTU	1
	10/17/2007	2,106.64	9/2007	O		BLISTU	1
	10/03/2007	23,531.32CR	10/2007			FINALJ	1
	10/11/2007	17,009.02CR	10/2007			FINALJ	1

\*\* \* INTER-COUNTY ENERGY \* \* \*

Sales Journal from 10/01/2007 to 10/31/2007

G/L Account	Date	Amount	Rev M/Y	Utl	Usage	Source	Seq
450.000 FORFEITED DISCOUNTS	10/18/2007	13,594.69CR	10/2007			FINLALJ	1
	10/26/2007	7,054.55CR	10/2007			FINLALJ	1
	10/25/2007	121.65	10/2007	0	*	BLISTU	1
		58,780.54CR*					
451.000 MISC SERVICE REVENUE FEES	10/02/2007	601.69CR	9/2007	0		BLISTU	1
	10/10/2007	675.45CR	9/2007	0		BLISTU	1
	10/17/2007	1,446.65CR	9/2007	0		BLISTU	1
	10/25/2007	1,486.80CR	10/2007	0	*	BLISTU	1
		4,210.59CR*					
454.000 RENT FROM ELECTRIC PROPERTY	10/25/2007	1,400.00CR	10/2007	0	*	BLISTU	1
		1,400.00CR*					
903.000 COLLECTION ACCOUNT	10/10/2007	135.74CR	9/2007	0		BLISTU	1
	10/17/2007	199.92CR	9/2007	0	*	BLISTU	1
		335.66CR*					
		.00	**				

\* \* \* INTER-COUNTY ENERGY \* \* \*

Sales Journal from 11/01/2007 to 11/30/2007

BilliProcess

G/L Account	Date	Amount	Rev M/Y	Utl	Usage	Source	Seq
107.300 SPECIAL EQUIPMENT	11/10/2007	35.00CR 35.00CR*	10/2007	0	*	BLISTU	1
142.100 ACCOUNTS RECEIVABLE	11/02/2007	682,392.30	10/2007			BLISTU	1
	11/10/2007	412,335.10	10/2007			BLISTU	1
	11/17/2007	1,226,052.22	10/2007			BLISTU	1
	11/05/2007	15,095.76	11/2007			FINALJ	1
	11/14/2007	12,788.92	11/2007			FINALJ	1
	11/20/2007	9,873.38	11/2007			FINALJ	1
	11/27/2007	6,018.97	11/2007			FINALJ	1
	11/25/2007	803,211.46	11/2007			BLISTU	1
		3,167,768.11 *			*		
142.999 A/R CLEARING ACCOUNT	11/02/2007	1,632.28CR	10/2007	0		BLISTU	1
	11/10/2007	779.15CR	10/2007	0		BLISTU	1
	11/17/2007	1,815.84CR	10/2007	0		BLISTU	1
	11/25/2007	793.91CR	11/2007	0		BLISTU	1
		5,021.18CR*			*		
200.100 MEMBERSHIP FEES	11/02/2007	1,680.00	10/2007	0		BLISTU	1
	11/10/2007	2,840.00	10/2007	0		BLISTU	1
	11/17/2007	1,360.00	10/2007	0		BLISTU	1
	11/25/2007	1,385.00	11/2007	0		BLISTU	1
		7,265.00 *			*		
232.110 ACCTS PAYABLE - MEMBERS	11/10/2007	.52CR	10/2007	0		BLISTU	1
	11/17/2007	.20CR	10/2007	0		BLISTU	1
	11/25/2007	.31CR	11/2007	0		BLISTU	1
		1.03CR*			*		
235.000 DEPOSIT	11/02/2007	1,825.00	10/2007	0		BLISTU	1
	11/10/2007	5,875.00	10/2007	0		BLISTU	1
	11/17/2007	3,575.00	10/2007	0		BLISTU	1
	11/25/2007	3,650.00	11/2007	0		BLISTU	1
		14,925.00 *			*		
236.500 STATE SALES TAX	11/02/2007	2,530.09CR	10/2007			BLISTU	1
	11/10/2007	1,760.84CR	10/2007			BLISTU	1
	11/17/2007	20,635.88CR	10/2007			BLISTU	1
	11/25/2007	3,994.70CR	11/2007			BLISTU	1
		28,921.51CR*			*		
236.600 MARION COUNTY SCHOOL TAX	11/02/2007	1,918.74CR	10/2007			BLISTU	1
	11/10/2007	6,720.48CR	10/2007			BLISTU	1
	11/17/2007	15,891.27CR	10/2007			BLISTU	1
	11/25/2007	14.44CR	11/2007			BLISTU	1
		24,544.93CR*			*		
236.700 WASHINGTON COUNTY SCHOOL TAX	11/10/2007	8.87CR	10/2007			BLISTU	1
	11/17/2007	559.10CR	10/2007			BLISTU	1

\* \* \* INTER-COUNTY ENERGY \* \* \*

Sales Journal from 11/01/2007 to 11/30/2007

DillProcess

G/L Account	Date	Amount	Rev M/Y	Utl	Usage	Source	Seq
236.700 WASHINGTON COUNTY SCHOOL TAX	11/25/2007	.36	11/2007	0	*	BLISTJ	1
		567.61CR*					
236.800 MADISON COUNTY SCHOOL TAX	11/02/2007	109.70CR	10/2007			BLISTJ	1
	11/10/2007	1.95	10/2007	0		BLISTJ	1
	11/25/2007	45.37CR	11/2007		*	BLISTJ	1
		153.12CR*					
236.810 TAYLOR COUNTY SCHOOL TAX	11/10/2007	193.12CR	10/2007			BLISTJ	1
	11/17/2007	2.64CR	10/2007		*	BLISTJ	1
		195.76CR*					
236.830 LINCOLN COUNTY SCHOOL TAX	11/02/2007	6,067.89CR	10/2007			BLISTJ	1
	11/10/2007	194.98CR	10/2007			BLISTJ	1
	11/17/2007	4,532.67CR	10/2007			BLISTJ	1
	11/25/2007	11,756.44CR	11/2007		*	BLISTJ	1
		22,551.98CR*					
236.840 3% DANVILLE FRANCHISE TAX	11/02/2007	1.90CR	10/2007			BLISTJ	1
	11/10/2007	.26	10/2007	0		BLISTJ	1
	11/17/2007	1,095.30CR	10/2007			BLISTJ	1
	11/25/2007	326.45CR	11/2007		*	BLISTJ	1
		1,423.39CR*					
236.850 HARRODSBURG FRANCHISE TAX	11/02/2007	329.31CR	10/2007			BLISTJ	1
	11/17/2007	643.27CR	10/2007		*	BLISTJ	1
		972.58CR*					
236.860 JUNCTION CITY FRANCHISE TAX	11/02/2007	11.29CR	10/2007			BLISTJ	1
	11/10/2007	3.10CR	10/2007			BLISTJ	1
	11/17/2007	186.76CR	10/2007			BLISTJ	1
	11/25/2007	30.35CR	11/2007		*	BLISTJ	1
		231.50CR*					
236.900 BURGIN CITY SCHOOL TAX	11/02/2007	837.10CR	10/2007			BLISTJ	1
	11/10/2007	.66CR	10/2007			BLISTJ	1
	11/17/2007	1.21CR	10/2007			BLISTJ	1
	11/25/2007	2.85CR	11/2007		*	BLISTJ	1
		841.82CR*					
236.910 BOYLE COUNTY SCHOOL TAX	11/02/2007	617.22CR	10/2007			BLISTJ	1
	11/10/2007	21.00CR	10/2007			BLISTJ	1
	11/17/2007	9,171.02CR	10/2007			BLISTJ	1
	11/25/2007	1,171.91CR	11/2007		*	BLISTJ	1
		10,981.15CR*					
236.920 STANFORD FRANCHISE TAX	11/02/2007	3.89	10/2007	0		BLISTJ	1
	11/10/2007	4.18CR	10/2007			BLISTJ	1
	11/17/2007	4.36CR	10/2007			BLISTJ	1
	11/25/2007	823.99CR	11/2007		*	BLISTJ	1
		828.64CR*					



\*\* \*INTER-COUNTY ENERGY\* \*\*

Sales Journal from 11/01/2007 to 11/30/2007

BillProcess

G/L Account	Date	Amount	Rev M/Y	Utl	Usage	Source	Seq
236.930 GARRARD COUNTY SCHOOL TAX	11/02/2007	6,786.67CR	10/2007			BLISTU	1
	11/10/2007	1.50CR	10/2007	0		BLISTU	1
	11/17/2007	817.96CR	10/2007			BLISTU	1
	11/25/2007	7,300.21CR	11/2007		*	BLISTU	1
		14,906.34CR*					
236.940 MERCER COUNTY SCHOOL TAX	11/02/2007	2,422.68CR	10/2007			BLISTU	1
	11/10/2007	6.00CR	10/2007			BLISTU	1
	11/17/2007	1,505.03CR	10/2007			BLISTU	1
	11/25/2007	1,944.79CR	11/2007		*	BLISTU	1
		5,878.50CR*					
236.950 LARUE COUNTY SCHOOL TAX	11/10/2007	381.35CR	10/2007		*	BLISTU	1
		381.35CR*					
236.960 CASEY COUNTY SCHOOL TAX	11/02/2007	293.08CR	10/2007			BLISTU	1
	11/10/2007	3,105.47CR	10/2007			BLISTU	1
	11/17/2007	1,786.51CR	10/2007			BLISTU	1
	11/25/2007	8.78CR	11/2007		*	BLISTU	1
		5,193.84CR*					
236.970 DANVILLE CITY SCHOOL TAX	11/17/2007	29.22CR	10/2007			BLISWJ	1
	11/25/2007	320.23CR	11/2007		*	BLISTU	1
		349.45CR*					
236.980 ROCKCASTLE COUNTY SCHOOL TAX	11/02/2007	108.14CR	10/2007		*	BLISTU	1
		108.14CR*					
236.990 NELSON COUNTY SCHOOL TAX	11/02/2007	67.84CR	10/2007			BLISTU	1
	11/10/2007	1,228.37CR	10/2007			BLISTU	1
	11/17/2007	2.24	10/2007	0		BLISTU	1
	11/25/2007	1.03CR	11/2007		*	BLISTU	1
		1,295.00CR*					
240.000 INTEREST	11/02/2007	68.98	10/2007	0		BLISTU	1
	11/10/2007	226.41	10/2007	0		BLISTU	1
	11/17/2007	163.98	10/2007	0		BLISTU	1
	11/04/2007	2,073.84CR	11/2007	0		UBDRPIJ	1
		171.40	11/2007	0	*	BLISTU	1
		1,443.07CR*					
431.000 "OTHER" INTEREST ACCOUNT	11/04/2007	2,073.84	11/2007	0		UBDRPIJ	1
		2,073.84 *			*		
440.100 RESIDENTIAL REVENUE	11/02/2007	517,640.31CR	10/2007	E	5,594,845	BLISTU	1
	11/10/2007	308,683.73CR	10/2007	E	3,339,298	BLISTU	1
	11/17/2007	685,347.83CR	10/2007	E	7,385,870	BLISTU	1
	11/25/2007	624,493.69CR	11/2007	E	6,790,864	BLISTU	1
		2,136,165.56CR*			23,110,877 *		

\*\* \*INTER-COUNTY ENERGY\* \*\*

Sales Journal from 11/01/2007 to 11/30/2007

BillProcess

G/L Account	Date	Amount	Rev M/Y	Utl	Usage	Source	Seq
440.110 FUEL ADJUSTMENT FOR RES RATE	11/02/2007	45,546.82CR	10/2007	E		BLISTU	1
	11/10/2007	27,185.36CR	10/2007	E		BLISTU	1
	11/17/2007	60,094.03CR	10/2007	E		BLISTU	1
	11/25/2007	23,459.82CR	11/2007	E		BLISTU	1
		156,286.05CR*			*		
440.111 ENVIRONMENTAL SURCHARGE	11/02/2007	41,396.97CR	10/2007			BLISTU	1
	11/10/2007	24,952.74CR	10/2007			BLISTU	1
	11/17/2007	55,158.63CR	10/2007			BLISTU	1
	11/25/2007	44,095.45CR	11/2007			BLISTU	1
		165,603.79CR*			*		
440.120 ETS BILLING ACCOUNTS	11/02/2007	45.27CR	10/2007	E	925	BLISTU	1
	11/10/2007	21.68CR	10/2007	E	443	BLISTU	1
	11/17/2007	170.61CR	10/2007	E	3,486	BLISTU	1
	11/25/2007	377.39CR	11/2007	E	7,711	BLISTU	1
		614.95CR*			12,565 *		
440.130 FUEL ADJUSTMENT FOR EL8	11/02/2007	7.52CR	10/2007	E		BLISTU	1
	11/10/2007	3.61CR	10/2007	E		BLISTU	1
	11/17/2007	28.37CR	10/2007	E		BLISTU	1
	11/25/2007	26.77CR	11/2007	E		BLISTU	1
		66.27CR*			*		
440.131 ENVIRONMENTAL SURCHARGE	11/02/2007	4.04CR	10/2007			BLISTU	1
	11/10/2007	1.94CR	10/2007			BLISTU	1
	11/17/2007	14.82CR	10/2007			BLISTU	1
	11/25/2007	28.21CR	11/2007			BLISTU	1
		49.01CR*			*		
440.140 ENVIROWATTS	11/02/2007	19.25CR	10/2007	E	700	BLISTU	1
	11/10/2007	11.08CR	10/2007	E	400	BLISTU	1
	11/17/2007	90.75CR	10/2007	E	3,300	BLISTU	1
	11/25/2007	19.25CR	11/2007	E	700	BLISTU	1
		140.25CR*			5,100 *		
442.100 SMALL COMMERCIAL REVENUE	11/02/2007	13,603.67CR	10/2007	E	141,940	BLISTU	1
	11/10/2007	12,857.84CR	10/2007	E	144,734	BLISTU	1
	11/17/2007	23,039.87CR	10/2007	E	258,539	BLISTU	1
	11/25/2007	19,242.33CR	11/2007	E	204,475	BLISTU	1
		68,743.71CR*			749,688 *		
442.110 FUEL ADJUSTMENT	11/02/2007	1,155.43CR	10/2007	E		BLISTU	1
	11/10/2007	1,178.14CR	10/2007	E		BLISTU	1
	11/17/2007	2,104.47CR	10/2007	E		BLISTU	1
	11/25/2007	709.47CR	11/2007	E		BLISTU	1
		5,147.51CR*			*		
442.111 ENVIRONMENTAL SURCHARGE	11/02/2007	2,771.20CR	10/2007			BLISTU	1
	11/10/2007	1,802.05CR	10/2007			BLISTU	1

\* \* \* INTER-COUNTY ENERGY \* \* \*

Sales Journal from 11/01/2007 to 11/30/2007

BilliProcess

G/L Account	Date	Amount	Rev M/Y	Utl	Usage	Source	Seq
442.111 ENVIRONMENTAL SURCHARGE	11/17/2007	5,383.22CR	10/2007			BLISTU	1
	11/25/2007	2,853.54CR	11/2007			BLISTU	1
		12,810.01CR*			*		
442.200 LARGE COMMERCIAL REVENUE	11/02/2007	32,864.22CR	10/2007	E	385,728	BLISTU	1
	11/10/2007	24,479.13CR	10/2007	E	301,111	BLISTU	1
	11/17/2007	41,404.58CR	10/2007	E	543,608	BLISTU	1
	11/25/2007	55,854.14CR	11/2007	E	672,620	BLISTU	1
		154,602.07CR*			1,902,567 *		
442.210 FUEL ADJUSTMENT	11/02/2007	3,135.75CR	10/2007	E		BLISTU	1
	11/10/2007	2,451.01CR	10/2007	E		BLISTU	1
	11/17/2007	4,424.98CR	10/2007	E		BLISTU	1
	11/25/2007	2,333.97CR	11/2007	E		BLISTU	1
		12,345.71CR*			*		
442.211 ENVIRONMENTAL SURCHARGE	11/02/2007	2,770.53CR	10/2007			BLISTU	1
	11/10/2007	2,061.59CR	10/2007			BLISTU	1
	11/17/2007	8,101.61CR	10/2007			BLISTU	1
	11/25/2007	3,640.91CR	11/2007			BLISTU	1
		16,574.64CR*			*		
442.300 LARGE INDUSTRIAL RATE SCHEDULE IND CI	11/17/2007	62,196.74CR	10/2007	E	1,369,058	BLISTU	1
		62,196.74CR*			1,369,058 *		
442.310 FUEL CHARGE FOR LARGE INDUSTRIAL RATE SC	11/17/2007	11,144.13CR	10/2007	E		BLISTU	1
		11,144.13CR*			*		
442.311 ENVIRONMENTAL SURCHARGE	11/17/2007	5,617.91CR	10/2007			BLISTU	1
		5,617.91CR*			*		
442.320 COMMERCIAL SALES MONTIBELLO IND RATE SCH	11/17/2007	172,576.07CR	10/2007	E	3,089,311	BLISTU	1
		172,576.07CR*			3,089,311 *		
442.330 FUEL CHG FOR MONTIBELLO LARGE IND SCHEDULE	11/17/2007	25,147.00CR	10/2007	E		BLISTU	1
		25,147.00CR*			*		
442.331 ENVIRONMENTAL SURCHARGE	11/17/2007	8,905.71CR	10/2007			BLISTU	1
		8,905.71CR*			*		
450.000 FORFEITED DISCOUNTS	11/02/2007	81.39	10/2007	O		BLISTU	1
	11/17/2007	63.23	10/2007	O		BLISTU	1
	11/05/2007	15,095.76CR	11/2007			FINALJ	1
	11/14/2007	12,788.92CR	11/2007			FINALJ	1
	11/20/2007	9,873.38CR	11/2007			FINALJ	1
	11/27/2007	6,018.97CR	11/2007			FINALJ	1
	11/25/2007	14.13	11/2007	O		BLISTU	1
		43,618.28CR*			*		
451.000 MISC SERVICE REVENUE FRES	11/02/2007	1,356.65CR	10/2007	O		BLISTU	1

\*\* \*INTER-COUNTY ENERGY\* \*\*

Sales Journal from 11/01/2007 to 11/30/2007

BilliProcess

G/L Account	Date	Amount	Rev M/Y	Utl	Usage	Source	Seq
451.000 MISC SERVICE REVENUE FEES	11/10/2007	970.30CR	10/2007	0		BLISTU	1
	11/17/2007	1,587.10CR	10/2007	0		BLISTU	1
	11/25/2007	1,361.65CR	11/2007	0		BLISTU	1
		5,275.70CR*			*		
454.000 RENT FROM ELECTRIC PROPERTY	11/25/2007	1,400.00CR	11/2007	0		BLISTU	1
		1,400.00CR*			*		
903.000 COLLECTION ACCOUNT	11/10/2007	174.01CR	10/2007	0		BLISTU	1
		174.01CR*			*		
		.00					**

\*\* INTER-COUNTY ENERGY\* \*\*

Sales Journal From 12/01/2007 to 12/31/2007

BillProcess

G/L Account	Date	Amount	Rev M/Y	Utl	Usage	Source	Seq
142.100 ACCOUNTS RECEIVABLE	12/02/2007	669,747.06	11/2007			DLISTU	1
	12/10/2007	410,769.97	11/2007			BLISTU	1
	12/17/2007	1,348,555.83	11/2007			BLISTU	1
	12/04/2007	14,257.38	12/2007			FINALJ	1
	12/12/2007	12,902.60	12/2007			FINALJ	1
	12/19/2007	11,446.23	12/2007			FINALJ	1
	12/27/2007	6,827.03	12/2007			FINALJ	1
	12/25/2007	1,047,590.11	12/2007			BLISTU	1
		3,522,096.21 *			*		
142.999 A/R CLEARING ACCOUNT	12/02/2007	664.01CR	11/2007	0		BLISTU	1
	12/10/2007	878.60CR	11/2007	0		BLISTU	1
	12/17/2007	729.12CR	11/2007	0		BLISTU	1
	12/25/2007	1,290.24CR	12/2007	0		BLISTU	1
		3,561.97CR*			*		
144.100 BAD DEBT	12/10/2007	30,192.69	11/2007	0		BLISTU	1
		30,192.69 *			*		
200.100 MEMBERSHIP FEES	12/02/2007	1,435.00	11/2007	0		BLISTU	1
	12/10/2007	1,475.00	11/2007	0		BLISTU	1
	12/17/2007	1,220.00	11/2007	0		BLISTU	1
	12/25/2007	1,240.00	12/2007	0		BLISTU	1
		5,370.00 *			*		
232.110 ACCTS PAYABLE - MEMBERS	12/02/2007	.75CR	11/2007	0		BLISTU	1
	12/10/2007	.75CR	11/2007	0		BLISTU	1
	12/17/2007	1.01CR	11/2007	0		BLISTU	1
		2.51CR*			*		
235.000 DEPOSIT	12/02/2007	4,225.00	11/2007	0		BLISTU	1
	12/10/2007	2,875.00	11/2007	0		BLISTU	1
	12/17/2007	3,100.00	11/2007	0		BLISTU	1
	12/25/2007	3,450.00	12/2007	0		BLISTU	1
		13,650.00 *			*		
236.500 STATE SALES TAX	12/02/2007	1,893.61CR	11/2007			BLISTU	1
	12/10/2007	1,605.80CR	11/2007			BLISTU	1
	12/17/2007	16,542.59CR	11/2007			BLISTU	1
	12/25/2007	3,840.79CR	12/2007			BLISTU	1
		23,882.79CR*			*		
236.600 MARION COUNTY SCHOOL TAX	12/02/2007	1,939.76CR	11/2007			BLISTU	1
	12/10/2007	6,988.47CR	11/2007			BLISTU	1
	12/17/2007	15,650.44CR	11/2007			BLISTU	1
	12/25/2007	58.21CR	12/2007			BLISTU	1
		24,636.88CR*			*		
236.700 WASHINGTON COUNTY SCHOOL TAX	12/10/2007	4.17CR	11/2007			BLISTU	1
	12/17/2007	718.79CR	11/2007			BLISTU	1

\* \* \* INTER-COUNTY ENERGY \* \* \*

Sales Journal from 12/01/2007 to 12/31/2007

BillProcess

G/L Account	Date	Amount	Rev M/Y	Utl	Usage	Source	Seq
236.700 WASHINGTON COUNTY SCHOOL TAX	12/25/2007	4.54CR 727.50CR*	12/2007		*	BLISTU	1
236.800 MADISON COUNTY SCHOOL TAX	12/02/2007	119.75CR	11/2007			BLISTU	1
	12/10/2007	1.96CR	11/2007			BLISTU	1
	12/25/2007	71.54CR 193.27CR*	12/2007		*	BLISTU	1
236.810 TAYLOR COUNTY SCHOOL TAX	12/10/2007	193.08CR	11/2007			BLISTU	1
	12/17/2007	4.20	11/2007	0		BLISTU	1
	12/25/2007	3.94CR 192.82CR*	12/2007		*	BLISTU	1
236.830 LINCOLN COUNTY SCHOOL TAX	12/02/2007	6,324.78CR	11/2007			BLISTU	1
	12/10/2007	241.11CR	11/2007			BLISTU	1
	12/17/2007	5,840.88CR	11/2007			BLISTU	1
	12/25/2007	15,318.10CR 27,724.87CR*	12/2007		*	BLISTU	1
236.840 3 DANVILLE FRANCHISE TAX	12/02/2007	.28CR	11/2007			BLISTU	1
	12/10/2007	1.12CR	11/2007			BLISTU	1
	12/17/2007	990.42CR	11/2007			BLISTU	1
	12/25/2007	329.17CR 1,320.99CR*	12/2007		*	BLISTU	1
236.850 HARRODSBURG FRANCHISE TAX	12/02/2007	255.09CR	11/2007			BLISTU	1
	12/17/2007	555.55CR 810.64CR*	11/2007		*	BLISTU	1
236.860 JUNCTION CITY FRANCHISE TAX	12/10/2007	1.68CR	11/2007			BLISTU	1
	12/17/2007	230.82CR	11/2007			BLISTU	1
	12/25/2007	26.81CR 259.31CR*	12/2007		*	BLISTU	1
236.900 BURGIN CITY SCHOOL TAX	12/02/2007	783.89CR	11/2007			BLISTU	1
	12/10/2007	.75CR	11/2007			BLISTU	1
	12/25/2007	2.97CR 787.61CR*	12/2007		*	BLISTU	1
236.910 BOYLE COUNTY SCHOOL TAX	12/02/2007	548.27CR	11/2007			BLISTU	1
	12/10/2007	26.94CR	11/2007			BLISTU	1
	12/17/2007	10,859.30CR	11/2007			BLISTU	1
	12/25/2007	1,501.50CR 12,836.01CR*	12/2007		*	BLISTU	1
236.920 STANFORD FRANCHISE TAX	12/02/2007	5.89	11/2007	0		BLISTU	1
	12/10/2007	2.10CR	11/2007			BLISTU	1
	12/17/2007	10.78CR	11/2007			BLISTU	1
	12/25/2007	1,076.21CR 1,083.20CR*	12/2007		*	BLISTU	1

\*\* \*INTER-COUNTY ENERGY\* \*\*

Sales Journal from 12/01/2007 to 12/31/2007

BillProcess

G/L Account	Date	Amount	Rev M/Y	Utl	Usage	Source	Seq
236.930 GARRARD COUNTY SCHOOL TAX	12/02/2007	6,912.57CR	11/2007			BLISTU	1
	12/10/2007	10.80CR	11/2007			BLISTU	1
	12/17/2007	1,150.46CR	11/2007			BLISTU	1
	12/25/2007	9,671.68CR 17,745.51CR*	12/2007		*	BLISTU	1
236.940 MERCER COUNTY SCHOOL TAX	12/02/2007	1,800.55CR	11/2007			BLISTU	1
	12/10/2007	17.22CR	11/2007			BLISTU	1
	12/17/2007	1,628.32CR	11/2007			BLISTU	1
	12/25/2007	2,870.23CR 6,316.32CR*	12/2007		*	BLISTU	1
236.950 LARUE COUNTY SCHOOL TAX	12/02/2007	.26CR	11/2007			BLISTU	1
	12/10/2007	382.29CR	11/2007			BLISTU	1
	12/17/2007	.28 382.27CR*	11/2007	0	*	BLISTU	1
236.960 CASEY COUNTY SCHOOL TAX	12/02/2007	379.07CR	11/2007			BLISTU	1
	12/10/2007	3,564.03CR	11/2007			BLISTU	1
	12/17/2007	2,316.71CR	11/2007			BLISTU	1
	12/25/2007	5.38CR 6,265.19CR*	12/2007		*	BLISTU	1
236.970 DANVILLE CITY SCHOOL TAX	12/17/2007	32.94CR	11/2007			BLISTU	1
	12/25/2007	318.89CR 351.83CR*	12/2007		*	BLISTU	1
236.980 ROCKCASTLE COUNTY SCHOOL TAX	12/02/2007	115.52CR 115.52CR*	11/2007		*	BLISTU	1
	12/02/2007	72.66CR	11/2007			BLISTU	1
236.990 NELSON COUNTY SCHOOL TAX	12/10/2007	1,162.61CR	11/2007			BLISTU	1
	12/17/2007	.28CR	11/2007			BLISTU	1
	12/02/2007	1,235.55CR*	11/2007		*	BLISTU	1
	12/10/2007	180.76 119.55	11/2007	0		BLISTU	1
240.000 INTEREST	12/17/2007	6,334.49	11/2007	0		BLISTU	1
	12/04/2007	2,065.90CR	12/2007	0		UBDEPIU	1
	12/25/2007	5,896.84 10,465.74 *	12/2007	0	*	BLISTU	1
	12/04/2007	2,065.90 2,065.90 *	12/2007	0	*	UBDEPIU	1
440.100 RESIDENTIAL REVENUE	12/10/2007	547,937.56CR	11/2007	E	5,967,693	BLISTU	1
	12/17/2007	351,575.40CR	11/2007	E	3,868,689	BLISTU	1
	12/17/2007	901,662.34CR	11/2007	E	10,035,134	BLISTU	1
	12/25/2007	867,249.16CR 2,668,424.46CR*	12/2007	E	9,761,484 29,633,000 *	BLISTU	1

\*\* \* INTER-COUNTY ENERGY\* \*\*

Sales Journal from 12/01/2007 to 12/31/2007

BillProcess

G/L Account	Date	Amount	Rev M/Y	Utl	Usage	Source	Seq
440.110 FUEL ADJUSTMENT FOR RES RATE	12/02/2007	20,697.60CR	11/2007	E		BLISTU	1
	12/10/2007	13,422.64CR	11/2007	E		BLISTU	1
	12/17/2007	34,810.99CR	11/2007	E		BLISTU	1
	12/25/2007	16,991.08CR	12/2007	E		BLISTU	1
		85,922.31CR*					
440.111 ENVIRONMENTAL SURCHARGE	12/02/2007	36,259.17CR	11/2007			BLISTU	1
	12/10/2007	24,787.94CR	11/2007			BLISTU	1
	12/17/2007	63,584.15CR	11/2007			BLISTU	1
	12/25/2007	52,793.69CR	12/2007			BLISTU	1
		179,424.95CR*					
440.120 ETS BILLING ACCOUNTS	12/02/2007	847.40CR	11/2007	E	17,315	BLISTU	1
	12/10/2007	404.34CR	11/2007	E	8,262	BLISTU	1
	12/17/2007	1,236.44CR	11/2007	E	25,265	BLISTU	1
	12/25/2007	1,140.75CR	12/2007	E	23,309	BLISTU	1
		3,628.93CR*			74,151 *		
440.130 FUEL ADJUSTMENT FOR E18	12/02/2007	60.11CR	11/2007	E		BLISTU	1
	12/10/2007	28.68CR	11/2007	E		BLISTU	1
	12/17/2007	87.68CR	11/2007	E		BLISTU	1
	12/25/2007	40.56CR	12/2007	E		BLISTU	1
		217.03CR*					
440.131 ENVIRONMENTAL SURCHARGE	12/02/2007	63.35CR	11/2007			BLISTU	1
	12/10/2007	30.23CR	11/2007			BLISTU	1
	12/17/2007	89.60CR	11/2007			BLISTU	1
	12/25/2007	71.96CR	12/2007			BLISTU	1
		255.14CR*					
440.140 ENVIROWATTS	12/02/2007	19.25CR	11/2007	E	700	BLISTU	1
	12/10/2007	11.00CR	11/2007	E	400	BLISTU	1
	12/17/2007	90.75CR	11/2007	E	3,300	BLISTU	1
	12/25/2007	19.25CR	12/2007	E	700	BLISTU	1
		140.25CR*			5,100 *		
442.100 SMALL COMMERCIAL REVENUE	12/02/2007	12,907.12CR	11/2007	E	129,836	BLISTU	1
	12/10/2007	11,622.99CR	11/2007	E	129,366	BLISTU	1
	12/17/2007	23,043.63CR	11/2007	E	262,808	BLISTU	1
	12/25/2007	21,355.83CR	12/2007	E	234,538	BLISTU	1
		68,929.57CR*			756,548 *		
442.110 FUEL ADJUSTMENT	12/02/2007	450.53CR	11/2007	E		BLISTU	1
	12/10/2007	448.95CR	11/2007	E		BLISTU	1
	12/17/2007	911.99CR	11/2007	E		BLISTU	1
	12/25/2007	408.11CR	12/2007	E		BLISTU	1
		2,219.58CR*					
442.111 ENVIRONMENTAL SURCHARGE	12/02/2007	2,261.01CR	11/2007			BLISTU	1
	12/10/2007	1,492.84CR	11/2007			BLISTU	1



\*\* \* INTER-COUNTY ENERGY \* \* \*

Sales Journal from 12/01/2007 to 12/31/2007

BillProcess

G/L Account	Date	Amount	Rev M/Y	Utl	Usage	Source	Seq
442.111 ENVIRONMENTAL SURCHARGE	12/17/2007	4,648.98CR	11/2007			BLISTU	1
	12/25/2007	2,674.77CR	12/2007			BLISTU	1
		11,077.60CR*			*		
442.200 LARGE COMMERCIAL REVENUE	12/02/2007	26,684.96CR	11/2007	E	286,259	BLISTU	1
	12/10/2007	23,463.12CR	11/2007	E	285,927	BLISTU	1
	12/17/2007	39,883.17CR	11/2007	E	524,748	BLISTU	1
	12/25/2007	52,743.17CR	12/2007	E	631,414	BLISTU	1
		142,774.42CR*			1,728,348 *		
442.210 FUEL ADJUSTMENT	12/02/2007	993.33CR	11/2007	E		BLISTU	1
	12/10/2007	992.18CR	11/2007	E		BLISTU	1
	12/17/2007	1,820.88CR	11/2007	E		BLISTU	1
	12/25/2007	1,098.65CR	12/2007	E		BLISTU	1
		4,905.04CR*			*		
442.211 ENVIRONMENTAL SURCHARGE	12/02/2007	1,941.72CR	11/2007			BLISTU	1
	12/10/2007	1,705.82CR	11/2007			BLISTU	1
	12/17/2007	6,579.06CR	11/2007			BLISTU	1
	12/25/2007	2,894.58CR	12/2007			BLISTU	1
		13,121.18CR*			*		
442.300 LARGE INDUSTRIAL RATE SCHEDULE IND CI	12/17/2007	43,832.30CR	11/2007	E	894.184	BLISTU	1
		43,832.30CR*			894,184 *		
442.310 FUEL CHARGE FOR LARGE INDUSTRIAL RATE SC	12/17/2007	3,102.82CR	11/2007	E		BLISTU	1
		3,102.82CR*			*		
442.311 ENVIRONMENTAL SURCHARGE	12/17/2007	3,276.07CR	11/2007			BLISTU	1
		3,276.07CR*			*		
442.320 COMMERCIAL SALES MONTIBELLO IND RATE SCH	12/17/2007	156,290.77CR	11/2007	E	2,739,394	BLISTU	1
		156,290.77CR*			2,739,394 *		
442.330 FUEL CHG FOR MONTIBELLO LARGE IND SCHEDU	12/17/2007	9,505.69CR	11/2007	E		BLISTU	1
		9,505.69CR*			*		
442.331 ENVIRONMENTAL SURCHARGE	12/17/2007	6,589.80CR	11/2007			BLISTU	1
		6,589.80CR*			*		
450.000 FORFEITED DISCOUNTS	12/02/2007	25.00	11/2007	O		BLISTU	1
	12/10/2007	7.72	11/2007	O		BLISTU	1
	12/17/2007	137.67	11/2007	O		BLISTU	1
	12/04/2007	14,257.38CR	12/2007			FINALJ	1
	12/12/2007	12,902.60CR	12/2007			FINALJ	1
	12/19/2007	11,446.23CR	12/2007			FINALJ	1
	12/27/2007	6,827.03CR	12/2007			FINALJ	1
	21.61		12/2007	O		BLISTU	1
	45,241.24CR*				*		

\*\* \*INTER-COUNTY ENERGY\* \*\*

Sales Journal from 12/01/2007 to 12/31/2007

BilliProcess

G/L Account	Date	Amount	Rev M/Y	Utl	Usage	Source	Seq
451.000 MISC SERVICE REVENUE FEES	12/02/2007	606.65CR	11/2007	0		ELISTJ	1
	12/10/2007	370.30CR	11/2007	0		BLISTJ	1
	12/17/2007	1,046.95CR	11/2007	0		BLISTJ	1
	12/25/2007	926.80CR	12/2007	0	*	BLISTJ	1
		2,950.70CR*					
454.000 RENT FROM ELECTRIC PROPERTY	12/25/2007	1,400.00CR	12/2007	0	*	BLISTJ	1
		1,400.00CR*					
903.000 COLLECTION ACCOUNT	12/02/2007	78.13CR	11/2007	0		BLISTJ	1
	12/10/2007	.00	11/2007	0	*	BLISTJ	1
		78.13CR*					
		.00					**

\*\* INTER-COUNTY ENERGY\*\*

Sales Journal from 1/01/2008 to 1/31/2008

BilliProcess

G/L Account	Date	Amount	Rev M/Y	Utl	Usage	Source	Seq
107.300 SPECIAL EQUIPMENT	1/17/2008	35.00CR 35.00CR*	12/2007	0	*	BLISTJ	1
142.100 ACCOUNTS RECEIVABLE	1/02/2008	879,197.00	12/2007			BLISTJ	1
	1/10/2008	521,051.26	12/2007			BLISTJ	1
	1/17/2008	1,554,315.95	12/2007			BLISTJ	1
	1/03/2008	19,700.80	1/2008			FINALJ	1
	1/11/2008	18,830.06	1/2008			FINALJ	1
	1/18/2008	16,312.53	1/2008			FINALJ	1
	1/18/2008	16,312.53CR	1/2008			ULTRRJ	1
	1/18/2008	16,022.96	1/2008			FINALJ	1
	1/28/2008	8,579.30	1/2008			FINALJ	1
	1/25/2008	1,251,540.89	1/2008			BLISTJ	1
		4,269,258.22 *			*		
142.999 A/R CLEARING ACCOUNT	1/02/2008	578,74CR	12/2007	0		BLISTJ	1
	1/10/2008	756,10CR	12/2007	0		BLISTJ	1
	1/17/2008	1,590,98CR	12/2007	0		BLISTJ	1
	1/25/2008	11,170,86CR	1/2008	0		BLISTJ	1
		14,096,68CR*			*		
144.100 BAD DEBT	1/25/2008	232.44 232.44 *	1/2008	0	*	BLISTJ	1
200.100 MEMBERSHIP FEES	1/02/2008	1,320.00	12/2007	0		BLISTJ	1
	1/10/2008	2,105.00	12/2007	0		BLISTJ	1
	1/17/2008	1,480.00	12/2007	0		BLISTJ	1
	1/25/2008	2,425.00	1/2008	0		BLISTJ	1
		7,330.00 *			*		
232.110 ACCTS PAYABLE - MEMBERS	1/02/2008	.32	12/2007	0		BLISTJ	1
	1/10/2008	.38CR	12/2007	0		BLISTJ	1
	1/25/2008	.13CR .19CR*	1/2008	0	*	BLISTJ	1
235.000 DEPOSIT	1/02/2008	3,700.00	12/2007	0		BLISTJ	1
	1/10/2008	3,500.00	12/2007	0		BLISTJ	1
	1/17/2008	3,975.00	12/2007	0		BLISTJ	1
	1/25/2008	16,550.00	1/2008	0		BLISTJ	1
		27,725.00 *			*		
236.500 STATE SALES TAX	1/02/2008	2,103.75CR	12/2007			BLISTJ	1
	1/10/2008	1,680.07CR	12/2007			BLISTJ	1
	1/17/2008	15,913.07CR	12/2007			BLISTJ	1
	1/25/2008	4,022.49CR	1/2008			BLISTJ	1
		23,719.38CR*			*		
236.600 MARION COUNTY SCHOOL TAX	1/02/2008	2,214.70CR	12/2007			BLISTJ	1
	1/10/2008	8,377.56CR	12/2007			BLISTJ	1
	1/17/2008	16,656.71CR	12/2007			BLISTJ	1

\* \* \* INTER-COUNTY ENERGY \* \* \*

Sales Journal from 1/01/2008 to 1/31/2008

G/L Account	Date	Amount	Rev M/Y	Ut1	Usage	Source	Seq
236.600 MARION COUNTY SCHOOL TAX	1/25/2008	70.94CR 27,319.91CR*	1/2008		*	BLISTU	1
236.700 WASHINGTON COUNTY SCHOOL TAX	1/17/2008	848.85CR	12/2007			BLISTU	1
	1/25/2008	4.93CR 853.78CR*	1/2008		*	BLISTU	1
236.800 MADISON COUNTY SCHOOL TAX	1/02/2008	143.05CR	12/2007			BLISTU	1
	1/17/2008	8.90	12/2007	0		BLISTU	1
	1/25/2008	94.22CR 228.37CR*	1/2008		*	BLISTU	1
236.810 TAYLOR COUNTY SCHOOL TAX	1/10/2008	245.54CR	12/2007			BLISTU	1
	1/17/2008	2.06CR 247.60CR*	12/2007		*	BLISTU	1
236.820 HARRODSBURG CITY SCHOOL TAX	1/25/2008	.26 .26 *	1/2008	0	*	BLISTU	1
236.830 LINCOLN COUNTY SCHOOL TAX	1/02/2008	8,452.06CR	12/2007			BLISTU	1
	1/10/2008	314.84CR	12/2007			BLISTU	1
	1/17/2008	6,894.56CR	12/2007			BLISTU	1
	1/25/2008	18,297.89CR 34,059.35CR*	1/2008		*	BLISTU	1
236.840 3 DANVILLE FRANCHISE TAX	1/17/2008	962.50CR	12/2007			BLISTU	1
	1/25/2008	419.83CR 1,382.33CR*	1/2008		*	BLISTU	1
236.850 HARRODSBURG FRANCHISE TAX	1/02/2008	296.16CR	12/2007			BLISTU	1
	1/17/2008	547.78CR	12/2007			BLISTU	1
	1/25/2008	5.30CR 849.24CR*	1/2008		*	BLISTU	1
236.860 JUNCTION CITY FRANCHISE TAX	1/10/2008	1.00CR	12/2007			BLISTU	1
	1/17/2008	253.05CR	12/2007			BLISTU	1
	1/25/2008	37.69CR 291.74CR*	1/2008		*	BLISTU	1
236.900 BURGIN CITY SCHOOL TAX	1/02/2008	1,152.34CR	12/2007			BLISTU	1
	1/25/2008	3.81CR 1,156.15CR*	1/2008		*	BLISTU	1
236.910 BOYLE COUNTY SCHOOL TAX	1/02/2008	755.00CR	12/2007			BLISTU	1
	1/10/2008	15.56CR	12/2007			BLISTU	1
	1/17/2008	13,338.67CR	12/2007			BLISTU	1
	1/25/2008	1,917.53CR 16,026.76CR*	1/2008		*	BLISTU	1
236.920 STANFORD FRANCHISE TAX	1/02/2008	.26CR	12/2007			BLISTU	1

\*\* INTER-COUNTY ENERGY\*\*

Sales Journal from 1/01/2008 to 1/31/2009

BilliProcess

G/L Account	Date	Amount	Rev M/Y	ut1	Usage	Source	Seq
236.920 STANFORD FRANCHISE TAX	1/17/2008	9.79CR	12/2007			BLISTU	1
	1/25/2008	1,366.14CR	1/2008		*	BLISTU	1
236.930 GARRARD COUNTY SCHOOL TAX	1/02/2008	9,553.48CR	12/2007			BLISTU	1
	1/10/2008	16.20CR	12/2007			BLISTU	1
	1/17/2008	1,430.91CR	12/2007			BLISTU	1
	1/25/2008	11,618.53CR	1/2008		*	BLISTU	1
236.940 MERCER COUNTY SCHOOL TAX	1/02/2008	2,255.71CR	12/2007			BLISTU	1
	1/10/2008	15.98CR	12/2007			BLISTU	1
236.950 LARUE COUNTY SCHOOL TAX	1/17/2008	1,935.97CR	12/2007			BLISTU	1
	1/25/2008	3,314.03CR	1/2008		*	BLISTU	1
	1/10/2008	468.63CR	12/2007		*	BLISTU	1
	1/25/2008	7,521.69CR*					
236.960 CASEY COUNTY SCHOOL TAX	1/02/2008	485.07CR	12/2007			BLISTU	1
	1/10/2008	4,235.46CR	12/2007			BLISTU	1
	1/17/2008	2,833.68CR	12/2007			BLISTU	1
	1/25/2008	8.12CR	1/2008	0	*	BLISTU	1
236.970 DANVILLE CITY SCHOOL TAX	1/17/2008	26.24CR	12/2007			BLISTU	1
	1/25/2008	403.87CR	1/2008		*	BLISTU	1
236.980 ROCKCASTLE COUNTY SCHOOL TAX	1/02/2008	155.22CR	12/2007		*	BLISTU	1
	1/10/2008	155.22CR*					
236.990 NELSON COUNTY SCHOOL TAX	1/02/2008	90.12CR	12/2007			BLISTU	1
	1/10/2008	1,351.13CR	12/2007			BLISTU	1
	1/17/2008	4.26CR	12/2007		*	BLISTU	1
240.000 INTEREST	1/02/2008	4,816.55	12/2007	0		BLISTU	1
	1/10/2008	2,872.27	12/2007	0		BLISTU	1
	1/17/2008	18.04	12/2007	0		BLISTU	1
	1/03/2008	2,049.75CR	1/2008	0		UBDEPLJ	1
	1/25/2008	511.94	1/2008	0	*	BLISTU	1
431.000 "OTHER" INTEREST ACCOUNT	1/03/2008	2,049.75	1/2008	0	*	UBDEPLJ	1
	1/02/2008	750,402.57CR	12/2007	E	8,450.165	BLISTU	1
440.100 RESIDENTIAL REVENUE	1/10/2008	435,802.19CR	12/2007	E	4,899.189	BLISTU	1
	1/17/2008	1,117,929.94CR	12/2007	E	12,685.250	BLISTU	1

\* \* \*INTER-COUNTY ENERGY\* \* \*

Sales Journal from 1/01/2008 to 1/31/2008

BilliProcess

G/L Account	Date	Amount	Rev M/Y	Utl	Usage	Source	Seq
440.100 RESIDENTIAL REVENUE	1/25/2008	1,064,217.74CR	1/2008	E	12,173,172	RLISTU	1
		3,368,352.44CR*			38,207,776 *		
440.110 FUEL ADJUSTMENT FOR RES RATE	1/02/2008	14,699.04CR	12/2007	E		BLISTU	1
	1/10/2008	8,522.18CR	12/2007	E		BLISTU	1
	1/17/2008	22,068.63CR	12/2007	E		BLISTU	1
	1/25/2008	8,636.64CR	1/2008	E		BLISTU	1
		53,926.49CR*					
440.111 ENVIRONMENTAL SURCHARGE	1/02/2008	45,087.39CR	12/2007	E		BLISTU	1
	1/10/2008	26,412.92CR	12/2007	E		BLISTU	1
	1/17/2008	67,757.54CR	12/2007	E		BLISTU	1
	1/25/2008	57,581.38CR	1/2008	E		BLISTU	1
		196,839.23CR*					
440.120 ETS BILLING ACCOUNTS	1/02/2008	1,814.04CR	12/2007	E	37,067	BLISTU	1
	1/10/2008	623.49CR	12/2007	E	12,740	BLISTU	1
	1/17/2008	1,980.17CR	12/2007	E	40,461	BLISTU	1
	1/25/2008	1,568.10CR	1/2008	E	32,450	BLISTU	1
		6,005.80CR*			122,718 *		
440.130 FUEL ADJUSTMENT FOR EL8	1/02/2008	64.48CR	12/2007	E		BLISTU	1
	1/10/2008	22.17CR	12/2007	E		BLISTU	1
	1/17/2008	70.39CR	12/2007	E		BLISTU	1
	1/25/2008	21.20CR	1/2008	E		BLISTU	1
		178.24CR*					
440.131 ENVIRONMENTAL SURCHARGE	1/02/2008	114.39CR	12/2007	E		BLISTU	1
	1/10/2008	39.32CR	12/2007	E		BLISTU	1
	1/17/2008	115.53CR	12/2007	E		BLISTU	1
	1/25/2008	87.28CR	1/2008	E		BLISTU	1
		356.52CR*					
440.140 ENVIROWATTS	1/02/2008	19.25CR	12/2007	E	700	BLISTU	1
	1/10/2008	11.00CR	12/2007	E	400	BLISTU	1
	1/17/2008	90.75CR	12/2007	E	3,300	BLISTU	1
	1/25/2008	19.25CR	1/2008	E	700	BLISTU	1
		140.25CR*			5,100 *		
442.100 SMALL COMMERCIAL REVENUE	1/02/2008	15,651.99CR	12/2007	E	163,254	BLISTU	1
	1/10/2008	12,901.37CR	12/2007	E	140,924	BLISTU	1
	1/17/2008	25,420.77CR	12/2007	E	286,112	BLISTU	1
	1/25/2008	25,561.02CR	1/2008	E	284,121	BLISTU	1
		79,535.15CR*			874,411 *		
442.110 FUEL ADJUSTMENT	1/02/2008	284.04CR	12/2007	E		BLISTU	1
	1/10/2008	245.21CR	12/2007	E		BLISTU	1
	1/17/2008	497.81CR	12/2007	E		BLISTU	1
	1/25/2008	201.74CR	1/2008	E		BLISTU	1
		1,228.80CR*					

\*\* INTER-COUNTY ENERGY\* \*\*

Sales Journal from 1/01/2008 to 1/31/2008

BillProcess

G/L Account	Date	Amount	Rev M/Y	Utl	Usage	Source	Seq
442.111 ENVIRONMENTAL SURCHARGE	1/02/2008	2,388.41CR	12/2007			BLISTU	1
	1/10/2008	1,411.64CR	12/2007			BLISTU	1
	1/17/2008	4,311.59CR	12/2007			BLISTU	1
	1/25/2008	2,713.13CR	1/2008			BLISTU	1
		10,824.77CR*					
442.200 LARGE COMMERCIAL REVENUE	1/02/2008	27,015.78CR	12/2007	E	299,024	BLISTU	1
	1/10/2008	23,562.23CR	12/2007	E	287,311	BLISTU	1
	1/17/2008	39,635.33CR	12/2007	E	528,078	BLISTU	1
	1/25/2008	52,432.32CR	1/2008	E	625,663	BLISTU	1
		142,645.66CR*			1,740,076 *		
442.210 FUEL ADJUSTMENT	1/02/2008	520.31CR	12/2007	E		BLISTU	1
	1/10/2008	499.92CR	12/2007	E		BLISTU	1
	1/17/2008	918.85CR	12/2007	E		BLISTU	1
	1/25/2008	444.21CR	1/2008	E		BLISTU	1
		2,383.29CR*					
442.211 ENVIRONMENTAL SURCHARGE	1/02/2008	1,684.52CR	12/2007			BLISTU	1
	1/10/2008	1,465.05CR	12/2007			BLISTU	1
	1/17/2008	5,575.65CR	12/2007			BLISTU	1
	1/25/2008	2,512.55CR	1/2008			BLISTU	1
		11,237.77CR*					
442.300 LARGE INDUSTRIAL RATE SCHEDULE IND CI	1/17/2008	44,953.21CR	12/2007	E	879,865	BLISTU	1
		44,953.21CR*			879,865 *		
442.310 FUEL CHARGE FOR LARGE INDUSTRIAL RATE SC	1/17/2008	1,530.97CR	12/2007	E		BLISTU	1
		1,530.97CR*					
442.311 ENVIRONMENTAL SURCHARGE	1/17/2008	2,830.89CR	12/2007			BLISTU	1
		2,830.89CR*					
442.320 COMMERCIAL SALES MONTIBELLO IND RATE SCH	1/17/2008	151,299.61CR	12/2007	E	2,575,741	BLISTU	1
		151,299.61CR*			2,575,741 *		
442.330 FUEL CHG FOR MONTIBELLO LARGE IND SCHEDU	1/17/2008	4,481.79CR	12/2007	E		BLISTU	1
		4,481.79CR*					
442.331 ENVIRONMENTAL SURCHARGE	1/17/2008	5,219.29CR	12/2007			BLISTU	1
		5,219.29CR*					
450.000 FORFEITED DISCOUNTS	1/02/2008	46.65	12/2007	O		BLISTU	1
	1/10/2008	8.91	12/2007	O		BLISTU	1
	1/17/2008	1,456.79	12/2007	O		BLISTU	1
	1/03/2008	19,700.80CR	1/2008			FINALJ	1
	1/11/2008	18,830.06CR	1/2008			FINALJ	1
	1/18/2008	16,312.53CR	1/2008			FINALJ	1
	1/18/2008	16,312.53	1/2008			ULTRRJ	1
	1/18/2008	16,022.96CR	1/2008			FINALJ	1

\*\* \* INTER-COUNTY ENERGY \* \*

Sales Journal from 1/01/2008 to 1/31/2008

BillProcess

G/L Account	Date	Amount	Rev M/Y	Util	Usage	Source	Seq
450.000 FORFEITED DISCOUNTS	1/28/2008	8,579.30CR	1/2008	0		FINALJ	1
	1/25/2008	99.14	1/2008	0		BLISTU	1
		61,521.63CR*				*	
451.000 MISC SERVICE REVENUE FEES	1/02/2008	861.65CR	12/2007	0		BLISTU	1
	1/10/2008	540.36CR	12/2007	0		BLISTU	1
	1/17/2008	1,156.95CR	12/2007	0		BLISTU	1
	1/25/2008	1,186.80CR	1/2008	0		BLISTU	1
		3,745.70CR*				*	
454.000 RENT FROM ELECTRIC PROPERTY	1/02/2008	297.00CR	12/2007	0		BLISTU	1
	1/25/2008	1,400.00CR	1/2008	0		BLISTU	1
		1,697.00CR*				*	
903.000 COLLECTION ACCOUNT	1/17/2008	44.94CR	12/2007	0		BLISTU	1
		44.94CR*				*	
		.00				**	



\*\* INTER-COUNTY ENERGY\*\*

Sales Journal from 2/01/2008 to 2/28/2008

BilliProcess

G/L Account	Date	Amount	Rev M/Y	U/L	Usage	Source	Seq
142.100 ACCOUNTS RECEIVABLE	2/02/2008	1,053,553.76	1/2008			BLISTU	1
	2/10/2008	615,008.99	1/2008			BLISTU	1
	2/17/2008	1,683,826.55	1/2008			BLISTU	1
	2/06/2008	18,358.82	2/2008			FINALJ	1
	2/12/2008	19,388.39	2/2008			FINALJ	1
	2/21/2008	16,939.10	2/2008			FINALJ	1
	2/25/2008	1,510,682.82	2/2008			BLISTU	1
	2/27/2008	8,593.68	2/2008			FINALJ	1
		4,926,352.11			*		
142.999 A/R CLEARING ACCOUNT	2/02/2008	571.17CR	1/2008	0		BLISTU	1
	2/10/2008	1,036.92CR	1/2008	0		BLISTU	1
	2/17/2008	516.29CR	1/2008	0		BLISTU	1
	2/25/2008	285.92CR	2/2008	0		BLISTU	1
		2,410.30CR*			*		
200.100 MEMBERSHIP FEES	2/02/2008	1,665.00	1/2008	0		BLISTU	1
	2/10/2008	1,825.00	1/2008	0		BLISTU	1
	2/17/2008	975.00	1/2008	0		BLISTU	1
	2/25/2008	475.00	2/2008	0		BLISTU	1
		4,940.00			*		
232.110 ACCTS PAYABLE - MEMBERS	2/02/2008	.73	1/2008	0		BLISTU	1
	2/17/2008	.01CR	1/2008	0		BLISTU	1
	2/25/2008	.22	2/2008	0		BLISTU	1
		.94			*		
235.000 DEPOSIT	2/02/2008	4,025.00	1/2008	0		BLISTU	1
	2/10/2008	3,750.00	1/2008	0		BLISTU	1
	2/17/2008	4,100.00	1/2008	0		BLISTU	1
	2/25/2008	2,350.00	2/2008	0		BLISTU	1
		14,225.00			*		
236.500 STATE SALES TAX	2/02/2008	2,366.12CR	1/2008			BLISTU	1
	2/10/2008	1,914.01CR	1/2008			BLISTU	1
	2/17/2008	18,801.64CR	1/2008			BLISTU	1
	2/25/2008	4,358.53CR	2/2008			BLISTU	1
		27,440.30CR*			*		
236.600 MARION COUNTY SCHOOL TAX	2/02/2008	2,532.75CR	1/2008			BLISTU	1
	2/10/2008	9,617.15CR	1/2008			BLISTU	1
	2/17/2008	19,084.22CR	1/2008			BLISTU	1
	2/25/2008	83.31CR	2/2008			BLISTU	1
		31,317.43CR*			*		
236.700 WASHINGTON COUNTY SCHOOL TAX	2/17/2008	856.37CR	1/2008			BLISTU	1
	2/25/2008	5.22CR	2/2008			BLISTU	1
		861.59CR*			*		
236.800 MADISON COUNTY SCHOOL TAX	2/02/2008	164.71CR	1/2008			BLISTU	1

\*\* \* INTER-COUNTY ENERGY\* \* \*

Sales Journal from 2/01/2008 to 2/28/2008

BillProcess

G/L Account	Date	Amount	Rev M/Y	Utl	Usage	Source	Seq
236.800 MADISON COUNTY SCHOOL TAX	2/17/2008	3.26CR	1/2008		BLISTU	1	
	2/25/2008	102.77CR	2/2008		BLISTU	1	
		270.74CR*					
236.810 TAYLOR COUNTY SCHOOL TAX	2/10/2008	311.56CR	1/2008		BLISTU	1	
	2/17/2008	1.77CR	1/2008		BLISTU	1	
		313.33CR*					
236.830 LINCOLN COUNTY SCHOOL TAX	2/02/2008	10,432.98CR	1/2008		BLISTU	1	
	2/10/2008	321.48CR	1/2008		BLISTU	1	
	2/17/2008	7,725.40CR	1/2008		BLISTU	1	
	2/25/2008	21,992.18CR	2/2008		BLISTU	1	
		40,472.04CR*					
236.840 3% DANVILLE FRANCHISE TAX	2/10/2008	2.85CR	1/2008		BLISTU	1	
	2/17/2008	922.80CR	1/2008		BLISTU	1	
	2/25/2008	449.45CR	2/2008		BLISTU	1	
		1,375.10CR*					
236.850 HARRODSBURG FRANCHISE TAX	2/02/2008	361.24CR	1/2008		BLISTU	1	
	2/17/2008	524.10CR	1/2008		BLISTU	1	
	2/25/2008	25.13CR	2/2008		BLISTU	1	
		910.47CR*					
236.860 JUNCTION CITY FRANCHISE TAX	2/10/2008	.57CR	1/2008		BLISTU	1	
	2/17/2008	262.99CR	1/2008		BLISTU	1	
	2/25/2008	49.14CR	2/2008		BLISTU	1	
		312.70CR*					
236.900 BURGIN CITY SCHOOL TAX	2/02/2008	1,231.87CR	1/2008	0	BLISTU	1	
	2/10/2008	5.10	1/2008		BLISTU	1	
		1,226.77CR*					
236.910 BOYLE COUNTY SCHOOL TAX	2/02/2008	966.96CR	1/2008		BLISTU	1	
	2/10/2008	31.64CR	1/2008		BLISTU	1	
	2/17/2008	13,662.13CR	1/2008		BLISTU	1	
	2/25/2008	2,099.92CR	2/2008		BLISTU	1	
	16,760.65CR*						
236.920 STANFORD FRANCHISE TAX	2/02/2008	2.06	1/2008	0	BLISTU	1	
	2/17/2008	21.12CR	1/2008		BLISTU	1	
	2/25/2008	1,601.25CR	2/2008		BLISTU	1	
	1,620.31CR*						
236.930 GARRARD COUNTY SCHOOL TAX	2/02/2008	11,287.93CR	1/2008		BLISTU	1	
	2/10/2008	75.22CR	1/2008		BLISTU	1	
	2/17/2008	1,438.47CR	1/2008		BLISTU	1	
	2/25/2008	14,517.93CR	2/2008		BLISTU	1	
	27,319.55CR*						

\*\* \*INTER-COUNTY ENERGY\* \*\*

Sales Journal from 2/01/2008 to 2/28/2008

BillProcess

G/L Account	Date	Amount	Rev M/Y	Ucl	Usage	Source	Seq
236.940 MERCER COUNTY SCHOOL TAX	2/02/2008	2,736.00CR	1/2008			BLISTU	1
	2/10/2008	31.30CR	1/2008			BLISTU	1
	2/17/2008	1,921.38CR	1/2008			BLISTU	1
	2/25/2008	3,845.35CR	2/2008			BLISTU	1
		8,534.03CR*			*		
236.950 LARUE COUNTY SCHOOL TAX	2/10/2008	553.13CR	1/2008			BLISTU	1
	2/17/2008	11.98	1/2008	O		BLISTU	1
		541.15CR*			*		
236.960 CASEY COUNTY SCHOOL TAX	2/02/2008	519.10CR	1/2008			BLISTU	1
	2/10/2008	5,100.39CR	1/2008			BLISTU	1
	2/17/2008	3,034.55CR	1/2008			BLISTU	1
	2/25/2008	7.45CR	2/2008			BLISTU	1
		8,661.49CR*			*		
236.970 DANVILLE CITY SCHOOL TAX	2/17/2008	33.03CR	1/2008			BLISTU	1
	2/25/2008	437.84CR	2/2008			BLISTU	1
		470.87CR*			*		
236.980 ROCKCASTLE COUNTY SCHOOL TAX	2/02/2008	165.49CR	1/2008			BLISTU	1
	2/10/2008	.27CR	1/2008			BLISTU	1
		165.76CR*			*		
236.990 NELSON COUNTY SCHOOL TAX	2/02/2008	118.22CR	1/2008			BLISTU	1
	2/10/2008	1,643.66CR	1/2008			BLISTU	1
	2/17/2008	.05	1/2008			BLISTU	1
	2/25/2008	2.44CR	2/2008			BLISTU	1
		1,764.27CR*			*		
240.000 INTEREST	2/02/2008	22.64	1/2008	O		BLISTU	1
	2/10/2008	37.46	1/2008	O		BLISTU	1
	2/17/2008	38.84	1/2008	O		BLISTU	1
	2/02/2008	1,989.23CR	2/2008	O		UBDRFIJ	1
		22.96	2/2008	O		BLISTU	1
		1,867.33CR*			*		
431.000 "OTHER" INTEREST ACCOUNT	2/02/2008	1,989.23	2/2008	O		UBDRFIJ	1
		1,989.23			*		
440.100 RESIDENTIAL REVENUE	2/02/2008	915,923.61CR	1/2008	E	10,480,791	BLISTU	1
	2/10/2008	524,421.86CR	1/2008	E	5,983,102	BLISTU	1
	2/17/2008	1,208,604.43CR	1/2008	E	13,798,863	BLISTU	1
	2/25/2008	1,210,393.22CR	2/2008	E	13,969,781	BLISTU	1
		3,859,343.12CR*			44,232,537		
440.110 FUEL ADJUSTMENT FOR RES RATE	2/02/2008	7,440.32CR	1/2008	E		BLISTU	1
	2/10/2008	4,247.67CR	1/2008	E		BLISTU	1
	2/17/2008	9,784.37CR	1/2008	E		BLISTU	1
	2/25/2008	86,185.90CR	2/2008	E		BLISTU	1
		107,658.26CR*			*		

\*\* INTER-COUNTY ENERGY \*\*

Sales Journal from 2/01/2008 to 2/28/2008

BillProcess

G/L Account	Date	Amount	Rev M/Y	Utl	Usage	Source	Seq
440.111 ENVIRONMENTAL SURCHARGE	2/02/2008	48,893.84CR	1/2008			BLISTU	1
	2/10/2008	28,201.23CR	1/2008			BLISTU	1
	2/17/2008	64,555.56CR	1/2008			BLISTU	1
	2/25/2008	68,055.47CR	2/2008			BLISTU	1
		209,696.10CR*					
440.120 ETS BILLING ACCOUNTS	2/02/2008	2,448.57CR	1/2008	E	50,032	BLISTU	1
	2/10/2008	883.41CR	1/2008	E	18,051	BLISTU	1
	2/17/2008	1,952.76CR	1/2008	E	39,901	BLISTU	1
	2/25/2008	2,218.08CR	2/2008	E	45,323	BLISTU	1
		7,502.82CR*			153,307 *		
440.130 FUEL ADJUSTMENT FOR E18	2/02/2008	35.52CR	1/2008	E		BLISTU	1
	2/10/2008	12.81CR	1/2008	E		BLISTU	1
	2/17/2008	28.34CR	1/2008	E		BLISTU	1
	2/25/2008	277.84CR	2/2008	E		BLISTU	1
		354.51CR*					
440.131 ENVIRONMENTAL SURCHARGE	2/02/2008	135.62CR	1/2008			BLISTU	1
	2/10/2008	52.69CR	1/2008			BLISTU	1
	2/17/2008	99.42CR	1/2008			BLISTU	1
	2/25/2008	133.15CR	2/2008			BLISTU	1
		420.88CR*					
440.140 ENVIROMTTS	2/02/2008	19.25CR	1/2008	E	700	BLISTU	1
	2/10/2008	11.00CR	1/2008	E	400	BLISTU	1
	2/17/2008	90.75CR	1/2008	E	3,300	BLISTU	1
	2/25/2008	19.25CR	2/2008	E	700	BLISTU	1
		140.25CR*			5,100 *		
442.100 SMALL COMMERCIAL REVENUE	2/02/2008	19,446.15CR	1/2008	E	209,370	BLISTU	1
	2/10/2008	14,480.54CR	1/2008	E	158,253	BLISTU	1
	2/17/2008	24,907.17CR	1/2008	E	293,297	BLISTU	1
	2/25/2008	29,887.01CR	2/2008	E	341,745	BLISTU	1
		88,720.87CR*			1,002,665 *		
442.110 FUEL ADJUSTMENT	2/02/2008	148.59CR	1/2008	E		BLISTU	1
	2/10/2008	112.33CR	1/2008	E		BLISTU	1
	2/17/2008	208.26CR	1/2008	E		BLISTU	1
	2/25/2008	2,094.90CR	2/2008	E		BLISTU	1
		2,564.08CR*					
442.111 ENVIRONMENTAL SURCHARGE	2/02/2008	2,515.32CR	1/2008			BLISTU	1
	2/10/2008	1,425.58CR	1/2008			BLISTU	1
	2/17/2008	4,856.15CR	1/2008			BLISTU	1
	2/25/2008	2,682.04CR	2/2008			BLISTU	1
		11,479.09CR*					
442.200 LARGE COMMERCIAL REVENUE	2/02/2008	26,330.85CR	1/2008	E	288,984	BLISTU	1
	2/10/2008	24,155.78CR	1/2008	E	290,187	BLISTU	1

2/17/2009 3:44 PM  
SHEREE

Page 5  
UBSLRPT/PS0300

\*\*\* INTER-COUNTY ENERGY \*\*\*

Sales Journal from 2/01/2008 to 2/28/2008

BilliProcess

G/L Account	Date	Amount	Rev M/Y	UTL	Usage	Source	Seq
442.200 LARGE COMMERCIAL REVENUE	2/17/2008	52,143.29CR	1/2008	E	694,448	BLISTU	1
	2/25/2008	53,100.75CR	2/2008	E	662,805	BLISTU	1
		155,730.67CR*			1,936,424 *		
442.210 FUEL ADJUSTMENT	2/02/2008	205.18CR	1/2008	E		BLISTU	1
	2/10/2008	206.03CR	1/2008	E		BLISTU	1
	2/17/2008	493.08CR	1/2008	E		BLISTU	1
	2/25/2008	4,063.01CR	2/2008	E		BLISTU	1
		4,967.30CR*					
442.211 ENVIRONMENTAL SURCHARGE	2/02/2008	1,456.25CR	1/2008			BLISTU	1
	2/10/2008	1,329.87CR	1/2008			BLISTU	1
	2/17/2008	5,588.57CR	1/2008			BLISTU	1
	2/25/2008	2,609.28CR	2/2008			BLISTU	1
		10,983.97CR*					
442.300 LARGE INDUSTRIAL RATE SCHEDULE IND CI	2/17/2008	67,400.83CR	1/2008	E	1,255,178	BLISTU	1
		67,400.83CR*			1,255,178 *		
442.310 FUEL CHARGE FOR LARGE INDUSTRIAL RATE SC	2/17/2008	891.18CR	1/2008	E		BLISTU	1
		891.18CR*					
442.311 ENVIRONMENTAL SURCHARGE	2/17/2008	3,728.74CR	1/2008			BLISTU	1
		3,728.74CR*					
442.320 COMMERCIAL SALES MONTIBELLO IND RATE SCH	2/17/2008	167,025.87CR	1/2008	E	2,922,189	BLISTU	1
		167,025.87CR*			2,922,189 *		
442.330 FUEL CHG FOR MONTIBELLO LARGE IND SCHEDU	2/17/2008	2,074.76CR	1/2008	E		BLISTU	1
		2,074.76CR*					
442.331 ENVIRONMENTAL SURCHARGE	2/17/2008	4,912.32CR	1/2008			BLISTU	1
		4,912.32CR*					
450.000 FORFEITED DISCOUNTS	2/02/2008	56.22	1/2008	O		BLISTU	1
	2/10/2008	64.70	1/2008	O		BLISTU	1
	2/17/2008	39.91	1/2008	O		BLISTU	1
	2/06/2008	18,358.82CR	2/2008			FINALJ	1
	2/12/2008	19,388.39CR	2/2008			FINALJ	1
	2/21/2008	16,939.10CR	2/2008			FINALJ	1
	2/25/2008	24.53	2/2008	O		BLISTU	1
	2/27/2008	8,593.68CR	2/2008			FINALJ	1
		63,094.63CR*					
451.000 MISC SERVICE REVENUE FEES	2/02/2008	881.80CR	1/2008	O		BLISTU	1
	2/10/2008	510.30CR	1/2008	O		BLISTU	1
	2/17/2008	836.95CR	1/2008	O		BLISTU	1
	2/25/2008	571.80CR	2/2008	O		BLISTU	1
		2,800.85CR*					

\* \* \* INTER-COUNTY ENERGY \* \* \*

Sales Journal from 2/01/2008 to 2/28/2008

BilliProcess

G/L Account	Date	Amount	Rev M/Y	Utl	Usage	Source	Seq
454.000 RENT FROM ELECTRIC PROPERTY	2/25/2008	1,400.00CR	2/2008	0	*	BLISTU	1
		1,400.00CR*					

.00 \*\*

\*\* INTER-COUNTY ENERGY\*\*

Sales Journal from 3/01/2008 to 3/31/2008

BllliProcess

G/L Account	Date	Amount	Rev M/Y	utl	Usage	Source	Seq
107.300 SPECIAL EQUIPMENT	3/17/2009	35.00CR 35.00CR*	2/2008	0	*	BLISTU	1
142.100 ACCOUNTS RECEIVABLE	3/02/2008	1,206,130.87	2/2008			BLISTU	1
	3/10/2008	591,122.58	2/2008			BLISTU	1
	3/17/2008	1,714,087.15	2/2008			BLISTU	1
	3/06/2008	21,214.96	3/2008			FINALJ	1
	3/12/2008	24,667.13	3/2008			FINALJ	1
	3/19/2008	20,331.12	3/2008			FINALJ	1
	3/26/2008	10,745.40	3/2008			FINALJ	1
	3/25/2008	1,325,592.41 4,913,891.62 *	3/2008		*	BLISTU	1
142.999 A/R CLEARING ACCOUNT	3/02/2008	383.21CR	2/2008	0		BLISTU	1
	3/10/2008	355.60CR	2/2008	0		BLISTU	1
	3/17/2008	248.32CR	2/2008	0		BLISTU	1
	3/25/2008	448.52CR 1,435.65CR*	3/2008	0	*	BLISTU	1
144.100 BAD DEBT	3/10/2008	43,166.87 43,166.87 *	2/2008	0	*	BLISTU	1
200.100 MEMBERSHIP FEES	3/02/2008	965.00	2/2008	0		BLISTU	1
	3/10/2008	1,700.00	2/2008	0		BLISTU	1
	3/17/2008	1,895.00	2/2008	0		BLISTU	1
	3/25/2008	705.00 5,265.00 *	3/2008	0	*	BLISTU	1
232.110 ACCTS PAYABLE - MEMBERS SM CR OR DR BAL	3/02/2008	.74CR	2/2008	0		BLISTU	1
	3/10/2008	.85 .11 *	2/2008	0	*	BLISTU	1
235.000 DEPOSIT	3/02/2008	2,900.00	2/2008	0		BLISTU	1
	3/10/2008	4,580.00	2/2008	0		BLISTU	1
	3/17/2008	8,050.00	2/2008	0		BLISTU	1
	3/25/2008	6,121.00 21,651.00 *	3/2008	0	*	BLISTU	1
236.500 STATE SALES TAX	3/02/2008	2,723.13CR	2/2008			BLISTU	1
	3/10/2008	2,008.95CR	2/2008			BLISTU	1
	3/17/2008	18,573.48CR	2/2008			BLISTU	1
	3/25/2008	4,112.93CR 27,418.49CR*	3/2008		*	BLISTU	1
236.600 MARION COUNTY SCHOOL TAX	3/02/2008	2,596.31CR	2/2008			BLISTU	1
	3/10/2008	10,193.65CR	2/2008			BLISTU	1
	3/17/2008	19,895.54CR	2/2008			BLISTU	1
	3/25/2008	567.13 32,118.37CR*	3/2008		*	BLISTU	1

\*\* \*INTER-COUNTY ENERGY\* \*\*

Sales Journal from 3/01/2008 to 3/31/2008

BillProcess

G/L Account	Date	Amount	Rev M/Y	Utl	Usage	Source	Seq
236.700 WASHINGTON COUNTY SCHOOL TAX	3/02/2008	10.62	2/2008	O		BLISTU	1
	3/17/2008	939.12CR	2/2008			BLISTU	1
	3/25/2008	5.64CR	3/2008		*	BLISTU	1
		934.14CR*					
236.800 MADISON COUNTY SCHOOL TAX	3/02/2008	221.67CR	2/2008			BLISTU	1
	3/25/2008	82.53CR	3/2008		*	BLISTU	1
		304.20CR*					
236.810 TAYLOR COUNTY SCHOOL TAX	3/10/2008	332.84CR	2/2008			BLISTU	1
	3/17/2008	2.43CR	2/2008		*	BLISTU	1
		335.27CR*					
236.830 LINCOLN COUNTY SCHOOL TAX	3/02/2008	12,326.10CR	2/2008			BLISTU	1
	3/10/2008	331.21CR	2/2008			BLISTU	1
	3/17/2008	7,332.26CR	2/2008			BLISTU	1
	3/25/2008	19,515.93CR	3/2008		*	BLISTU	1
		39,505.50CR*					
236.840 3% DANVILLE FRANCHISE TAX	3/02/2008	2.19CR	2/2008			BLISTU	1
	3/10/2008	1.42CR	2/2008			BLISTU	1
	3/17/2008	938.15CR	2/2008			BLISTU	1
	3/25/2008	496.26CR	3/2008		*	BLISTU	1
		1,438.02CR*					
236.850 HARRODSBURG FRANCHISE TAX	3/02/2008	374.04CR	2/2008			BLISTU	1
	3/10/2008	4.18	2/2008	E		BLISTU	1
	3/17/2008	544.16CR	2/2008		*	BLISTU	1
		914.02CR*					
236.860 JUNCTION CITY FRANCHISE TAX	3/10/2008	.56CR	2/2008			BLISTU	1
	3/17/2008	257.19CR	2/2008			BLISTU	1
	3/25/2008	48.10CR	3/2008		*	BLISTU	1
		305.85CR*					
236.900 BURGIN CITY SCHOOL TAX	3/02/2008	1,474.09CR	2/2008			BLISTU	1
	3/10/2008	6.01	2/2008	O		BLISTU	1
	3/17/2008	6.96CR	2/2008			BLISTU	1
	3/25/2008	3.56	3/2008	O	*	BLISTU	1
		1,471.48CR*					
236.910 BOYLE COUNTY SCHOOL TAX	3/02/2008	1,024.34CR	2/2008			BLISTU	1
	3/10/2008	8.60CR	2/2008			BLISTU	1
	3/17/2008	13,985.90CR	2/2008			BLISTU	1
	3/25/2008	2,019.05CR	3/2008		*	BLISTU	1
		17,037.89CR*					
236.920 STANFORD FRANCHISE TAX	3/02/2008	13.76	2/2008	O		BLISTU	1
	3/17/2008	10.40CR	2/2008			BLISTU	1
	3/25/2008	1,597.60CR	3/2008		*	BLISTU	1
		1,594.24CR*					



2/17/2009 3:46 PM  
SHEREE

\*\* INTER-COUNTY ENERGY\*\*

Sales Journal from 3/01/2008 to 3/31/2008

BillProcess

G/L Account	Date	Amount	Rev M/Y	Utl	Usage	Source	Seq
236.930 GARRARD COUNTY SCHOOL TAX	3/02/2008	13,075.89CR	2/2008			BLISTU	1
	3/10/2008	13.78CR	2/2008			BLISTU	1
	3/17/2008	1,541.95CR	2/2008			BLISTU	1
	3/25/2008	12,482.00CR	3/2008			BLISTU	1
		27,113.62CR*					
236.940 MERCER COUNTY SCHOOL TAX	3/02/2008	3,028.63CR	2/2008			BLISTU	1
	3/10/2008	26.76CR	2/2008			BLISTU	1
	3/17/2008	2,038.39CR	2/2008			BLISTU	1
	3/25/2008	3,835.00CR	3/2008			BLISTU	1
		8,928.78CR*					
236.950 LARUE COUNTY SCHOOL TAX	3/10/2008	570.91CR	2/2008			BLISTU	1
	3/17/2008	.14	2/2008			BLISTU	1
	3/25/2008	3.22CR	3/2008			BLISTU	1
		573.99CR*					
236.960 CASEY COUNTY SCHOOL TAX	3/02/2008	515.27CR	2/2008			BLISTU	1
	3/10/2008	5,216.96CR	2/2008			BLISTU	1
	3/17/2008	3,016.25CR	2/2008			BLISTU	1
	3/25/2008	21.99	3/2008			BLISTU	1
		8,726.49CR*					
236.970 DANVILLE CITY SCHOOL TAX	3/02/2008	.53CR	2/2008			BLISTU	1
	3/10/2008	.53CR	2/2008			BLISTU	1
	3/17/2008	34.98CR	2/2008			BLISTU	1
	3/25/2008	462.04CR	3/2008			BLISTU	1
		498.08CR*					
236.980 ROCKCASTLE COUNTY SCHOOL TAX	3/02/2008	189.59CR	2/2008			BLISTU	1
	3/10/2008	8.72CR	2/2008			BLISTU	1
	3/17/2008	4.59	2/2008			BLISTU	1
		193.72CR*					
236.990 NELSON COUNTY SCHOOL TAX	3/02/2008	105.56CR	2/2008			BLISTU	1
	3/10/2008	1,596.88CR	2/2008			BLISTU	1
	3/17/2008	.27CR	2/2008			BLISTU	1
	3/25/2008	.26CR	3/2008			BLISTU	1
		1,702.97CR*					
240.000 INTEREST	3/02/2008	27.37	2/2008	0		BLISTU	1
	3/10/2008	56.07	2/2008	0		BLISTU	1
	3/17/2008	112.58	2/2008	0		BLISTU	1
431.000 "OTHER" INTEREST ACCOUNT	3/04/2008	1,999.20CR	3/2008	0		UBDBPTJ	1
	3/25/2008	91.18	3/2008	0		BLISTU	1
		1,712.00CR*					
431.000 "OTHER" INTEREST ACCOUNT	3/10/2008	9.43	2/2008	0		BLISTU	1
	3/04/2008	1,999.20	3/2008	0		UBDBPTJ	1
		2,008.63 *					

\*\* \* INTER-COUNTY ENERGY\* \*\*

Sales Journal from 3/01/2008 to 3/31/2008

BilliProcess

G/L Account	Date	Amount	Rev M/Y	Utl	Usage	Source	Seq
440.100 RESIDENTIAL REVENUE	3/02/2008	987,466.22CR	2/2008	E	11,358,476	BLISTU	1
	3/10/2008	512,238.94CR	2/2008	E	5,838,612	BLISTU	1
	3/17/2008	1,170,639.61CR	2/2008	E	13,325,639	BLISTU	1
	3/25/2008	1,062,230.16CR	3/2008	E	12,153,599	BLISTU	1
		3,732,574.93CR*			42,676,326 *		
440.110 FUEL ADJUSTMENT FOR RES RATE	3/02/2008	69,730.81CR	2/2008	E		BLISTU	1
	3/10/2008	35,788.45CR	2/2008	E		BLISTU	1
	3/17/2008	81,668.50CR	2/2008	E		BLISTU	1
	3/25/2008	86,710.87CR	3/2008	E		BLISTU	1
		273,898.63CR*			*		
440.111 ENVIRONMENTAL SURCHARGE	3/02/2008	54,287.62CR	2/2008			BLISTU	1
	3/10/2008	28,358.94CR	2/2008			BLISTU	1
	3/17/2008	64,843.94CR	2/2008			BLISTU	1
	3/25/2008	50,370.38CR	3/2008			BLISTU	1
		197,860.88CR*			*		
440.120 ETS BILLING ACCOUNTS	3/02/2008	3,050.54CR	2/2008	E	62,332	BLISTU	1
	3/10/2008	888.03CR	2/2008	E	18,145	BLISTU	1
	3/17/2008	2,013.60CR	2/2008	E	41,144	BLISTU	1
	3/25/2008	2,033.30CR	3/2008	E	41,547	BLISTU	1
		7,985.47CR*			163,168 *		
440.130 FUEL ADJUSTMENT FOR E18	3/02/2008	382.11CR	2/2008	E		BLISTU	1
	3/10/2008	111.24CR	2/2008	E		BLISTU	1
	3/17/2008	252.22CR	2/2008	E		BLISTU	1
	3/25/2008	263.82CR	3/2008	E		BLISTU	1
		1,009.39CR*			*		
440.131 ENVIRONMENTAL SURCHARGE	3/02/2008	181.94CR	2/2008			BLISTU	1
	3/10/2008	52.97CR	2/2008			BLISTU	1
	3/17/2008	110.74CR	2/2008			BLISTU	1
	3/25/2008	122.19CR	3/2008			BLISTU	1
		467.84CR*			*		
440.140 ENVIRONMENT	3/02/2008	19.25CR	2/2008	E	700	BLISTU	1
	3/10/2008	11.00CR	2/2008	E	400	BLISTU	1
	3/17/2008	90.75CR	2/2008	E	3,300	BLISTU	1
	3/25/2008	19.25CR	3/2008	E	700	BLISTU	1
		140.25CR*			5,100 *		
442.100 SMALL COMMERCIAL REVENUE	3/02/2008	21,157.23CR	2/2008	E	229,118	BLISTU	1
	3/10/2008	14,306.83CR	2/2008	E	151,662	BLISTU	1
	3/17/2008	26,385.84CR	2/2008	E	305,666	BLISTU	1
	3/25/2008	24,646.10CR	3/2008	E	274,980	BLISTU	1
		86,496.00CR*			961,426 *		
442.110 FUEL ADJUSTMENT	3/02/2008	1,404.48CR	2/2008	E		BLISTU	1
	3/10/2008	929.65CR	2/2008	E		BLISTU	1

\*\* INTER-COUNTY ENERGY\*\*

Sales Journal from 3/01/2008 to 3/31/2008

BilliProcess

G/L Account	Date	Amount	Rev M/Y	Utl	Usage	Source	Seq
442.110 FUEL ADJUSTMENT	3/17/2008	1,873.73CR	2/2008	E		BLISTU	1
	3/25/2008	1,960.56CR	3/2008	E	*	BLISTU	1
		6,168.42CR*					
442.111 ENVIRONMENTAL SURCHARGE	3/02/2008	2,851.33CR	2/2008			BLISTU	1
	3/10/2008	1,458.79CR	2/2008			BLISTU	1
	3/17/2008	4,769.57CR	2/2008			BLISTU	1
	3/25/2008	2,318.81CR	3/2008			BLISTU	1
		11,398.50CR*			*		
442.200 LARGE COMMERCIAL REVENUE	3/02/2008	27,341.08CR	2/2008	E	324,140	BLISTU	1
	3/10/2008	22,722.94CR	2/2008	E	273,431	BLISTU	1
	3/17/2008	57,047.26CR	2/2008	E	765,502	BLISTU	1
	3/25/2008	68,766.40CR	3/2008	E	565,501	BLISTU	1
		175,877.68CR*			1,928,574 *		
442.210 FUEL ADJUSTMENT	3/02/2008	1,986.98CR	2/2008	E		BLISTU	1
	3/10/2008	1,676.14CR	2/2008	E		BLISTU	1
	3/17/2008	4,692.52CR	2/2008	E		BLISTU	1
	3/25/2008	4,032.02CR	3/2008	E		BLISTU	1
		12,387.66CR*			*		
442.211 ENVIRONMENTAL SURCHARGE	3/02/2008	1,563.12CR	2/2008			BLISTU	1
	3/10/2008	1,292.87CR	2/2008			BLISTU	1
	3/17/2008	4,834.83CR	2/2008			BLISTU	1
	3/25/2008	1,821.15CR	3/2008			BLISTU	1
		9,511.97CR*			*		
442.300 LARGE INDUSTRIAL RATE SCHEDULE IND C1	3/17/2008	60,207.64CR	2/2008	E	1,055,492	BLISTU	1
		60,207.64CR*			1,055,492 *		
442.310 FUEL CHARGE FOR LARGE INDUSTRIAL RATE SC	3/17/2008	6,470.17CR	2/2008	E		BLISTU	1
		6,470.17CR*			*		
442.311 ENVIRONMENTAL SURCHARGE	3/17/2008	3,533.92CR	2/2008			BLISTU	1
		3,533.92CR*			*		
442.320 COMMERCIAL SALES MONTIBELLO IND RATE SCH	3/17/2008	143,928.64CR	2/2008	E	2,599,601	BLISTU	1
	3/25/2008	17,235.70	3/2008	E	385,919-	BLISTU	1
		126,692.94CR*			2,213,682 *		
442.330 FUEL CHG FOR MONTIBELLO LARGE IND SCHEDU	3/17/2008	15,935.55CR	2/2008	E		BLISTU	1
	3/25/2008	2,365.68	3/2008	E	*	BLISTU	1
		13,569.87CR*			*		
442.331 ENVIRONMENTAL SURCHARGE	3/17/2008	5,080.93CR	2/2008			BLISTU	1
		5,080.93CR*			*		
450.000 FORFEITED DISCOUNTS	3/02/2008	23.03	2/2008	O		BLISTU	1
	3/10/2008	83.47	2/2008	O		BLISTU	1

\*\* INTER-COUNTY ENERGY \*\*

Sales Journal from 3/01/2008 to 3/31/2008

BilliProcess

G/L Account	Date	Amount	Rev M/Y	UT1	Usage	Source	Seq
450.000 FORFEITED DISCOUNTS	3/17/2008	483.20	2/2008	0		ELISTU	1
	3/06/2008	21,214.96CR	3/2008			FINALJ	1
	3/12/2008	24,667.13CR	3/2008			FINALJ	1
	3/19/2008	20,331.12CR	3/2008			FINALJ	1
	3/26/2008	10,745.40CR	3/2008			FINALJ	1
	3/25/2008	137.24	3/2008	0		BLISTU	1
		76,231.67CR*					
451.000 MISC SERVICE REVENUE FEES	3/02/2008	606.65CR	2/2008	0		BLISTU	1
	3/10/2008	225.30CR	2/2008	0		BLISTU	1
	3/17/2008	851.95CR	2/2008	0		BLISTU	1
	3/25/2008	1,036.80CR	3/2008	0		BLISTU	1
		2,720.70CR*					
454.000 RENT FROM ELECTRIC PROPERTY	3/25/2008	1,400.00CR	3/2008	0		BLISTU	1
		1,400.00CR*					

.00 \*\*

\*\* INTER-COUNTY ENERGY\*\*

Sales Journal from 4/01/2008 to 4/30/2008

BilliProcess

G/L Account	Date	Amount	Rev W/Y	Utl	Usage	Source	Seq
107.300 SPECIAL EQUIPMENT	4/10/2008	75.00CR	3/2008	0		BLISTU	1
	4/17/2008	70.00CR	3/2008	0		BLISTU	1
	4/25/2008	35.00CR	4/2008	0	*	BLISTU	1
		180.00CR*					
142.100 ACCOUNTS RECEIVABLE	4/02/2008	989,159.31	3/2008			BLISTU	1
	4/10/2008	603,224.75	3/2008			BLISTU	1
	4/17/2008	1,477,048.04	3/2008			BLISTU	1
	4/03/2008	22,736.39	4/2008			FINALJ	1
	4/11/2008	21,797.21	4/2008			FINALJ	1
	4/18/2008	19,151.05	4/2008			FINALJ	1
4/25/2008	968,970.20	4/2008			BLISTU	1	
4/28/2008	10,847.87	4/2008			FINALJ	1	
	4,112,934.82	*			*		
142.999 A/R CLEARING ACCOUNT	4/02/2008	540.06CR	3/2008	0		BLISTU	1
	4/10/2008	806.36CR	3/2008	0		BLISTU	1
	4/17/2008	1,020.55CR	3/2008	0		BLISTU	1
	4/25/2008	721.47CR	4/2008	0	*	BLISTU	1
	3,088.44CR*				*		
200.100 MEMBERSHIP FEES	4/02/2008	915.00	3/2008	0		BLISTU	1
	4/10/2008	4,470.00	3/2008	0		BLISTU	1
	4/17/2008	1,600.00	3/2008	0		BLISTU	1
	4/25/2008	1,215.00	4/2008	0	*	BLISTU	1
	8,200.00	*			*		
232.110 ACCTS PAYABLE - MEMBERS	4/10/2008	.94CR	3/2008	0		BLISTU	1
	4/25/2008	.48CR	4/2008	0	*	BLISTU	1
	1.42CR*				*		
235.000 DEPOSIT	4/02/2008	6,375.00	3/2008	0		BLISTU	1
	4/10/2008	8,300.00	3/2008	0		BLISTU	1
	4/17/2008	4,425.00	3/2008	0		BLISTU	1
	4/25/2008	3,050.00	4/2008	0	*	BLISTU	1
	22,150.00	*			*		
236.500 STATE SALES TAX	4/02/2008	927.07CR	3/2008			BLISTU	1
	4/10/2008	4,622.40CR	3/2008			BLISTU	1
	4/17/2008	19,329.06CR	3/2008			BLISTU	1
	4/25/2008	4,415.51CR	4/2008		*	BLISTU	1
	29,294.04CR*				*		
236.600 MARION COUNTY SCHOOL TAX	4/02/2008	2,382.16CR	3/2008			BLISTU	1
	4/10/2008	10,208.28CR	3/2008			BLISTU	1
	4/17/2008	18,038.06CR	3/2008			BLISTU	1
	4/25/2008	437.25CR	4/2008		*	BLISTU	1
	31,065.75CR*				*		
236.700 WASHINGTON COUNTY SCHOOL TAX	4/02/2008	3.91CR	3/2008			BLISTU	1

\* \* \* INTER-COUNTY ENERGY \* \* \*

Sales Journal from 4/01/2008 to 4/30/2008

BillProcess

G/L Account	Date	Amount	Rev M/Y	Utl	Usage	Source	Seq
236.700 WASHINGTON COUNTY SCHOOL TAX	4/10/2008	2.51CR	3/2008		BLISTU	BLISTU	1
	4/17/2008	731.23CR	3/2008		BLISTU	BLISTU	1
	4/25/2008	1.84	4/2008		BLISTU	BLISTU	1
		735.81CR*					
236.800 MADISON COUNTY SCHOOL TAX	4/02/2008	201.66CR	3/2008		BLISTU	BLISTU	1
	4/25/2008	56.38CR	4/2008		BLISTU	BLISTU	1
		258.04CR*					
236.810 TAYLOR COUNTY SCHOOL TAX	4/02/2008	2.95CR	3/2008		BLISTU	BLISTU	1
	4/10/2008	256.40CR	3/2008		BLISTU	BLISTU	1
	4/17/2008	2.14CR	3/2008		BLISTU	BLISTU	1
		261.49CR*					
236.830 LINCOLN COUNTY SCHOOL TAX	4/02/2008	9,901.28CR	3/2008		BLISTU	BLISTU	1
	4/10/2008	324.78CR	3/2008		BLISTU	BLISTU	1
	4/17/2008	5,941.66CR	3/2008		BLISTU	BLISTU	1
	4/25/2008	13,827.12CR	4/2008		BLISTU	BLISTU	1
		29,994.84CR*					
236.840 3% DANVILLE FRANCHISE TAX	4/02/2008	3.57CR	3/2008		BLISTU	BLISTU	1
	4/10/2008	4.64CR	3/2008		BLISTU	BLISTU	1
	4/17/2008	949.24CR	3/2008		BLISTU	BLISTU	1
	4/25/2008	333.46CR	4/2008		BLISTU	BLISTU	1
		1,290.91CR*					
236.850 HARRODSBURG FRANCHISE TAX	4/02/2008	348.54CR	3/2008		BLISTU	BLISTU	1
	4/17/2008	571.20CR	3/2008		BLISTU	BLISTU	1
		919.74CR*					
236.860 JUNCTION CITY FRANCHISE TAX	4/10/2008	2.98CR	3/2008		BLISTU	BLISTU	1
	4/17/2008	229.04CR	3/2008		BLISTU	BLISTU	1
	4/25/2008	38.36CR	4/2008		BLISTU	BLISTU	1
		270.38CR*					
236.900 BURGIN CITY SCHOOL TAX	4/02/2008	1,216.78CR	3/2008		BLISTU	BLISTU	1
	4/10/2008	4.29	3/2008	0	BLISTU	BLISTU	1
	4/17/2008	5.89CR	3/2008		BLISTU	BLISTU	1
	4/25/2008	4.61CR	4/2008		BLISTU	BLISTU	1
		1,222.99CR*					
236.910 BOYLE COUNTY SCHOOL TAX	4/02/2008	863.30CR	3/2008		BLISTU	BLISTU	1
	4/10/2008	50.46CR	3/2008		BLISTU	BLISTU	1
	4/17/2008	11,529.25CR	3/2008		BLISTU	BLISTU	1
	4/25/2008	1,546.65CR	4/2008		BLISTU	BLISTU	1
		13,989.66CR*					
236.920 STANFORD FRANCHISE TAX	4/02/2008	.81CR	3/2008		BLISTU	BLISTU	1
	4/17/2008	8.19CR	3/2008		BLISTU	BLISTU	1
	4/25/2008	998.51CR	4/2008		BLISTU	BLISTU	1
		1,007.51CR*					

\*\* INTER-COUNTY ENERGY\*\*

Sales Journal from 4/01/2008 to 4/30/2008

BillProcess

G/L Account	Date	Amount	Rev M/Y	Utl	Usage	Source	Seq
236.930 GARRARD COUNTY SCHOOL TAX	4/02/2008	10,432.53CR	3/2008			BLISTU	1
	4/10/2008	44.47CR	3/2008			BLISTU	1
	4/17/2008	1,145.85CR	3/2008			BLISTU	1
	4/25/2008	8,723.69CR	4/2008		*	BLISTU	1
		20,346.54CR*					
236.940 MERCER COUNTY SCHOOL TAX	4/02/2008	2,604.37CR	3/2008			BLISTU	1
	4/10/2008	23.10CR	3/2008			BLISTU	1
	4/17/2008	1,853.46CR	3/2008			BLISTU	1
	4/25/2008	2,425.56CR	4/2008		*	BLISTU	1
		6,906.49CR*					
236.950 LARUE COUNTY SCHOOL TAX	4/10/2008	454.03CR	3/2008			BLISTU	1
	4/17/2008	.94CR	3/2008			BLISTU	1
	4/25/2008	7.58	4/2008	O		BLISTU	1
			447.39CR*				
236.960 CASEY COUNTY SCHOOL TAX	4/02/2008	530.15CR	3/2008			BLISTU	1
	4/10/2008	4,588.18CR	3/2008			BLISTU	1
	4/17/2008	2,407.19CR	3/2008			BLISTU	1
	4/25/2008	1.89	4/2008		*	BLISTU	1
		7,523.63CR*					
236.970 DANVILLE CITY SCHOOL TAX	4/02/2008	.22CR	3/2008			BLISTU	1
	4/10/2008	1.38CR	3/2008			BLISTU	1
	4/17/2008	28.53CR	3/2008			BLISTU	1
	4/25/2008	311.82CR	4/2008		*	BLISTU	1
		341.95CR*					
236.980 ROCKCASTLE COUNTY SCHOOL TAX	4/02/2008	159.52CR	3/2008			BLISTU	1
		159.52CR*			*		
236.990 NELSON COUNTY SCHOOL TAX	4/02/2008	84.67CR	3/2008			BLISTU	1
	4/10/2008	1,520.59CR	3/2008			BLISTU	1
	4/17/2008	.30CR	3/2008			BLISTU	1
	4/25/2008	2.61CR	4/2008		*	BLISTU	1
		1,608.17CR*					
240.000 INTEREST	4/02/2008	94.05	3/2008	O		BLISTU	1
	4/10/2008	144.82	3/2008	O		BLISTU	1
	4/17/2008	79.23	3/2008	O		BLISTU	1
	4/03/2008	1,958.32CR	4/2008	O		URDEPIJ	1
		60.42	4/2008	O		BLISTU	1
		1,579.80CR*			*		
431.000 "OTHER" INTEREST ACCOUNT	4/03/2008	1,958.32	4/2008	O		URDEPIJ	1
		1,958.32 *			*		
440.100 RESIDENTIAL REVENUE	4/02/2008	827,981.97CR	3/2008	E	9,402.114	BLISTU	1
	4/10/2008	446,692.23CR	3/2008	E	5,026,035	BLISTU	1

\*\* INTER-COUNTY ENERGY\*\*

Sales Journal from 4/01/2008 to 4/30/2008

BillProcess

G/L Account	Date	Amount	Rev M/Y	Utl	Usage	Source	Seq
440.100 RESIDENTIAL REVENUE	4/17/2008	948,082.88CR	3/2008	E	10,606,355	BLISTU	1
	4/25/2008	761,245.95CR	4/2008	E	8,471,715	BLISTU	1
		2,984,003.03CR*			33,506,219 *		
440.110 FUEL ADJUSTMENT FOR RES RATE	4/02/2008	67,040.63CR	3/2008	E		BLISTU	1
	4/10/2008	35,830.23CR	3/2008	E		BLISTU	1
	4/17/2008	75,607.39CR	3/2008	E		BLISTU	1
	4/25/2008	52,831.14CR	4/2008	E		BLISTU	1
		231,309.39CR*			*		
440.111 ENVIRONMENTAL SURCHARGE	4/02/2008	38,620.25CR	3/2008			BLISTU	1
	4/10/2008	21,013.35CR	3/2008			BLISTU	1
	4/17/2008	44,488.52CR	3/2008			BLISTU	1
	4/25/2008	35,009.52CR	4/2008			BLISTU	1
		139,131.64CR*			*		
440.120 ETS BILLING ACCOUNTS	4/02/2008	2,543.01CR	3/2008	E	51,962	BLISTU	1
	4/10/2008	754.25CR	3/2008	E	15,412	BLISTU	1
	4/17/2008	1,403.90CR	3/2008	E	28,686	BLISTU	1
	4/25/2008	1,035.05CR	4/2008	E	21,149	BLISTU	1
		5,736.21CR*			117,209 *		
440.130 FUEL ADJUSTMENT FOR E18	4/02/2008	370.52CR	3/2008	E		BLISTU	1
	4/10/2008	109.90CR	3/2008	E		BLISTU	1
	4/17/2008	204.53CR	3/2008	E		BLISTU	1
	4/25/2008	132.31CR	4/2008	E		BLISTU	1
		817.26CR*			*		
440.131 ENVIRONMENTAL SURCHARGE	4/02/2008	129.94CR	3/2008			BLISTU	1
	4/10/2008	38.54CR	3/2008			BLISTU	1
	4/17/2008	65.90CR	3/2008			BLISTU	1
	4/25/2008	62.03CR	4/2008			BLISTU	1
		296.41CR*			*		
440.140 ENVIROWATTS	4/02/2008	19.25CR	3/2008	E	700	BLISTU	1
	4/10/2008	11.00CR	3/2008	E	400	BLISTU	1
	4/17/2008	104.50CR	3/2008	E	3,800	BLISTU	1
	4/25/2008	19.25CR	4/2008	E	700	BLISTU	1
		154.00CR*			5,600 *		
442.100 SMALL COMMERCIAL REVENUE	4/02/2008	18,683.55CR	3/2008	E	199,572	BLISTU	1
	4/10/2008	12,656.35CR	3/2008	E	136,900	BLISTU	1
	4/17/2008	21,403.65CR	3/2008	E	251,747	BLISTU	1
	4/25/2008	20,052.79CR	4/2008	E	216,808	BLISTU	1
		72,796.34CR*			805,027 *		
442.110 FUEL ADJUSTMENT	4/02/2008	1,422.92CR	3/2008	E		BLISTU	1
	4/10/2008	976.09CR	3/2008	E		BLISTU	1
	4/17/2008	1,757.58CR	3/2008	E		BLISTU	1
	4/25/2008	1,349.23CR	4/2008	E		BLISTU	1
		5,505.82CR*			*		



\*\* INTER-COUNTY ENERGY\*\*

Sales Journal from 4/01/2008 to 4/30/2008

BilliProcess

G/L Account	Date	Amount	Rev M/Y	Utl	Usage	Source	Seq
442.111 ENVIRONMENTAL SURCHARGE	4/02/2008	2,120.49CR	3/2008			BLISTU	1
	4/10/2008	1,091.05CR	3/2008			BLISTU	1
	4/17/2008	3,854.64CR	3/2008			BLISTU	1
	4/25/2008	2,427.49CR	4/2008			BLISTU	1
		9,493.67CR*			*		
442.200 LARGE COMMERCIAL REVENUE	4/02/2008	4,341.14CR	3/2008	E	308,348	BLISTU	1
	4/10/2008	22,981.58CR	3/2008	E	280,331	BLISTU	1
	4/17/2008	57,625.17CR	3/2008	E	774,318	BLISTU	1
	4/25/2008	55,634.37CR	4/2008	E	711,021	BLISTU	1
		140,582.26CR*			2,074,018 *		
442.210 FUEL ADJUSTMENT	4/02/2008	2,198.53CR	3/2008	E		BLISTU	1
	4/10/2008	1,998.78CR	3/2008	E		BLISTU	1
	4/17/2008	5,520.90CR	3/2008	E		BLISTU	1
	4/25/2008	4,436.77CR	4/2008	E		BLISTU	1
		14,154.98CR*			*		
442.211 ENVIRONMENTAL SURCHARGE	4/02/2008	298.36CR	3/2008			BLISTU	1
	4/10/2008	3,135.19CR	3/2008			BLISTU	1
	4/17/2008	4,956.73CR	3/2008			BLISTU	1
	4/25/2008	1,793.65CR	4/2008			BLISTU	1
		10,183.93CR*			*		
442.300 LARGE INDUSTRIAL RATE SCHEDULE IND CI	4/17/2008	51,916.85CR	3/2008	E	993,328	BLISTU	1
		51,916.85CR*			993,328 *		
442.310 FUEL CHARGE FOR LARGE INDUSTRIAL RATE SC	4/17/2008	7,082.43CR	3/2008	E		BLISTU	1
		7,082.43CR*			*		
442.311 ENVIRONMENTAL SURCHARGE	4/17/2008	2,631.37CR	3/2008			BLISTU	1
		2,631.37CR*			*		
442.320 COMMERCIAL SALES MONTIBELLO IND RATE SCH	4/10/2008	40,309.31CR	3/2008	E	702,849	BLISTU	1
	4/17/2008	164,430.78CR	3/2008	E	3,023,537	BLISTU	1
		204,740.09CR*			3,726,386 *		
442.330 FUEL CHG FOR MONTIBELLO LARGE IND SCHEDU	4/10/2008	5,011.31CR	3/2008	E		BLISTU	1
	4/17/2008	21,557.81CR	3/2008	E		BLISTU	1
		26,569.12CR*			*		
442.331 ENVIRONMENTAL SURCHARGE	4/17/2008	4,429.60CR	3/2008			BLISTU	1
		4,429.60CR*			*		
450.000 FORFEITED DISCOUNTS	4/02/2008	172.40	3/2008	O		BLISTU	1
	4/10/2008	82.10	3/2008	O		BLISTU	1
	4/17/2008	48.41CR	3/2008	O		BLISTU	1
	4/03/2008	22,736.39CR	4/2008			FINALJ	1
	4/11/2008	21,797.21CR	4/2008			FINALJ	1
	4/18/2008	19,151.05CR	4/2008			FINALJ	1

\* \* \* INTER-COUNTY ENERGY \* \* \*

Sales Journal from 4/01/2008 to 4/30/2008

BilliProcess

G/L Account	Date	Amount	Rev M/Y	Utl	Usage	Source	Seq
450.000 FORFEITED DISCOUNTS	4/25/2008	42.90	4/2008	0		BLISTU	1
	4/28/2008	10,847.87CR	4/2008			FINALJ	1
		74,283.53CR*					
451.000 MISC SERVICE REVENUE FEES	4/02/2008	741.65CR	3/2008	0		BLISTU	1
	4/10/2008	630.30CR	3/2008	0		BLISTU	1
	4/17/2008	2,116.95CR	3/2008	0		BLISTU	1
	4/25/2008	2,041.80CR	4/2008	0		BLISTU	1
		5,530.70CR*					
454.000 RENT FROM ELECTRIC PROPERTY	4/25/2008	1,400.00CR	4/2008	0		BLISTU	1
		1,400.00CR*					
		.00					

\* \* \*

\*\* INTER-COUNTY ENERGY\* \*\*

Sales Journal from 5/01/2008 to 5/31/2008

BilliProcess

G/L Account	Date	Amount	Rev M/Y	Utl	Usage	Source	Seq
142.100 ACCOUNTS RECEIVABLE	5/02/2008	728,830.34	4/2008			BLISTJ	1
	5/10/2008	378,198.18	4/2008			BLISTJ	1
	5/17/2008	1,163,809.64	4/2008			BLISTJ	1
	5/05/2008	18,852.03	5/2008			FINALJ	1
	5/13/2008	15,088.98	5/2008			FINALJ	1
	5/20/2008	11,514.69	5/2008			FINALJ	1
	5/28/2008	5,236.70	5/2008			FINALJ	1
	5/25/2008	787,429.98	5/2008			BLISTJ	1
	5/25/2008	3,108,968.54			*		
142.999 A/R CLEARING ACCOUNT	5/02/2008	567.64CR	4/2008	0		BLISTJ	1
	5/10/2008	476.15CR	4/2008	0		BLISTJ	1
	5/17/2008	1,529.06CR	4/2008	0		BLISTJ	1
	5/25/2008	554.44CR	5/2008	0		BLISTJ	1
	5/25/2008	3,127.29CR*			*		
144.100 BAD DEBT	5/25/2008	515.08	5/2008	0		BLISTJ	1
	5/25/2008	515.08			*		
200.100 MEMBERSHIP FEES	5/02/2008	1,935.00	4/2008	0		BLISTJ	1
	5/10/2008	2,060.00	4/2008	0		BLISTJ	1
	5/17/2008	1,615.00	4/2008	0		BLISTJ	1
	5/25/2008	1,465.00	5/2008	0		BLISTJ	1
	5/25/2008	7,075.00			*		
232.110 ACCTS PAYABLE - MEMBERS SM CR OR DR BAL	5/02/2008	.48	4/2008	0		BLISTJ	1
	5/17/2008	.01	4/2008	0		BLISTJ	1
	5/17/2008	.49			*		
235.000 DEPOSIT	5/02/2008	3,475.00	4/2008	0		BLISTJ	1
	5/10/2008	2,605.00	4/2008	0		BLISTJ	1
	5/17/2008	3,725.00	4/2008	0		BLISTJ	1
	5/25/2008	2,675.00	5/2008	0		BLISTJ	1
	5/25/2008	12,480.00			*		
236.500 STATE SALES TAX	5/02/2008	2,206.99CR	4/2008			BLISTJ	1
	5/10/2008	1,613.73CR	4/2008			BLISTJ	1
	5/17/2008	19,887.52CR	4/2008			BLISTJ	1
	5/25/2008	4,998.64CR	5/2008			BLISTJ	1
	5/25/2008	28,706.88CR*			*		
236.600 MARION COUNTY SCHOOL TAX	5/02/2008	1,469.00CR	4/2008			BLISTJ	1
	5/10/2008	5,972.23CR	4/2008			BLISTJ	1
	5/17/2008	14,907.29CR	4/2008			BLISTJ	1
	5/25/2008	574.04CR	5/2008			BLISTJ	1
	5/25/2008	22,922.56CR*			*		
236.700 WASHINGTON COUNTY SCHOOL TAX	5/10/2008	.31	4/2008			BLISTJ	1
	5/17/2008	527.91CR	4/2008			BLISTJ	1
	5/25/2008	3.33CR	5/2008			BLISTJ	1
	5/25/2008	530.93CR*			*		

\* \* \* INTER-COUNTY ENERGY \* \* \*

Sales Journal from 5/01/2008 to 5/31/2008

BillProcess

G/L Account	Date	Amount	Rev M/Y	Utl	Usage	Source	Seq
236.800 MADISON COUNTY SCHOOL TAX	5/02/2008	128.80CR	4/2008		BLISTU	BLISTU	1
	5/10/2008	2.78CR	4/2008		BLISTU	BLISTU	1
	5/25/2008	50.04CR	5/2008		BLISTU	BLISTU	1
		181.62CR*					
236.810 TAYLOR COUNTY SCHOOL TAX	5/10/2008	178.98CR	4/2008		BLISTU	BLISTU	1
	5/17/2008	2.08CR	4/2008		BLISTU	BLISTU	1
		181.06CR*					
236.830 LINCOLN COUNTY SCHOOL TAX	5/02/2008	7,054.43CR	4/2008		BLISTU	BLISTU	1
	5/10/2008	210.94CR	4/2008		BLISTU	BLISTU	1
	5/17/2008	4,494.14CR	4/2008		BLISTU	BLISTU	1
	5/25/2008	11,013.80CR	5/2008		BLISTU	BLISTU	1
		22,773.31CR*					
236.840 3 DANVILLE FRANCHISE TAX	5/02/2008	1.12CR	4/2008		BLISTU	BLISTU	1
	5/17/2008	980.20CR	4/2008		BLISTU	BLISTU	1
	5/25/2008	286.29CR	5/2008		BLISTU	BLISTU	1
		1,267.61CR*					
236.850 HARRODSBURG FRANCHISE TAX	5/02/2008	321.40CR	4/2008		BLISTU	BLISTU	1
	5/17/2008	556.71CR	4/2008		BLISTU	BLISTU	1
		878.11CR*					
236.860 JUNCTION CITY FRANCHISE TAX	5/10/2008	.55CR	4/2008		BLISTU	BLISTU	1
	5/17/2008	188.70CR	4/2008		BLISTU	BLISTU	1
	5/25/2008	39.81CR	5/2008		BLISTU	BLISTU	1
		229.06CR*					
236.900 BURGIN CITY SCHOOL TAX	5/02/2008	846.54CR	4/2008		BLISTU	BLISTU	1
	5/17/2008	1.60CR	4/2008		BLISTU	BLISTU	1
	5/25/2008	3.06CR	5/2008		BLISTU	BLISTU	1
		851.20CR*					
236.910 BOYLE COUNTY SCHOOL TAX	5/02/2008	604.90CR	4/2008		BLISTU	BLISTU	1
	5/10/2008	32.85CR	4/2008		BLISTU	BLISTU	1
	5/17/2008	8,644.46CR	4/2008		BLISTU	BLISTU	1
	5/25/2008	1,157.14CR	5/2008		BLISTU	BLISTU	1
		10,439.35CR*					
236.920 STANFORD FRANCHISE TAX	5/10/2008	3.60CR	4/2008		BLISTU	BLISTU	1
	5/17/2008	6.65CR	4/2008		BLISTU	BLISTU	1
	5/25/2008	797.18CR	5/2008		BLISTU	BLISTU	1
		807.43CR*					
236.930 GARRARD COUNTY SCHOOL TAX	5/02/2008	7,505.21CR	4/2008		BLISTU	BLISTU	1
	5/10/2008	11.38CR	4/2008		BLISTU	BLISTU	1
	5/17/2008	804.25CR	4/2008		BLISTU	BLISTU	1
	5/25/2008	6,964.73CR	5/2008		BLISTU	BLISTU	1
		15,285.57CR*					

\*\* INTER-COUNTY ENERGY\*\*

Sales Journal from 5/01/2008 to 5/31/2008

BilliProcess

G/L Account	Date	Amount	Rev M/Y	Utl	Usage	Source	Seq
236.940 MERCER COUNTY SCHOOL TAX	5/02/2008	2,232.96CR	4/2008			BLISTU	1
	5/10/2008	.05	4/2008			BLISTU	1
	5/17/2008	1,366.08CR	4/2008			BLISTU	1
	5/25/2008	2,052.91CR	5/2008		*	BLISTU	1
		5,651.90CR*					
236.950 LARUE COUNTY SCHOOL TAX	5/02/2008	4.18CR	4/2008			BLISTU	1
	5/10/2008	373.19CR	4/2008		*	BLISTU	1
		377.37CR*					
236.960 CASEY COUNTY SCHOOL TAX	5/02/2008	292.52CR	4/2008			BLISTU	1
	5/10/2008	3,048.65CR	4/2008			BLISTU	1
	5/17/2008	1,729.43CR	4/2008			BLISTU	1
	5/25/2008	1.31CR	5/2008		*	BLISTU	1
		5,071.91CR*					
236.970 DANVILLE CITY SCHOOL TAX	5/02/2008	1.12CR	4/2008			BLISTU	1
	5/17/2008	29.10CR	4/2008			BLISTU	1
	5/25/2008	262.45CR	5/2008		*	BLISTU	1
		292.67CR*					
236.980 ROCKCASTLE COUNTY SCHOOL TAX	5/02/2008	112.70CR	4/2008		*	BLISTU	1
		112.70CR*					
236.990 NELSON COUNTY SCHOOL TAX	5/02/2008	65.28CR	4/2008			BLISTU	1
	5/10/2008	955.43CR	4/2008			BLISTU	1
	5/17/2008	2.24CR	4/2008		*	BLISTU	1
		1,022.95CR*					
240.000 INTEREST	5/02/2008	63.94	4/2008	O		BLISTU	1
	5/10/2008	59.55	4/2008	O		BLISTU	1
	5/17/2008	80.58	4/2008	O		BLISTU	1
	5/03/2008	1,961.87CR	5/2008	O		UBDEPIJ	1
	5/25/2008	62.78	5/2008	O	*	BLISTU	1
		1,695.02CR*					
431.000 *OTHER* INTEREST ACCOUNT	5/03/2008	1,961.87	5/2008	O	*	UBDEPIJ	1
		1,961.87 *					
440.100 RESIDENTIAL REVENUE	5/02/2008	591,269.72CR	4/2008	E	6,497,676	BLISTU	1
	5/10/2008	297,703.85CR	4/2008	E	3,208,615	BLISTU	1
	5/17/2008	683,991.74CR	4/2008	E	7,365,511	BLISTU	1
	5/25/2008	574,233.63CR	5/2008	E	6,185,489	BLISTU	1
		2,147,198.94CR*			23,257,291 *		
440.110 FUEL ADJUSTMENT FOR RES RATE	5/02/2008	40,543.02CR	4/2008	E		BLISTU	1
	5/10/2008	20,018.40CR	4/2008	E		BLISTU	1
	5/17/2008	45,945.84CR	4/2008	E		BLISTU	1
	5/25/2008	64,016.55CR	5/2008	E		BLISTU	1
		170,523.81CR*			*		

\*\* INTER-COUNTY ENERGY\*\*

Sales Journal from 5/01/2008 to 5/31/2008

BillProcess

G/L Account	Date	Amount	Rev M/Y	Util	Usage	Source	Seq
440.111 ENVIRONMENTAL SURCHARGE	5/02/2008	26,714.46CR	4/2008		27,850	BLISTU	1
	5/10/2008	13,541.75CR	4/2008		6,696	BLISTU	1
	5/17/2008	31,033.55CR	4/2008		12,957	BLISTU	1
	5/25/2008	25,588.47CR	5/2008		7,488	BLISTU	1
		96,878.23CR*			54,991 *		
440.120 ETS BILLING ACCOUNTS	5/02/2008	1,362.97CR	4/2008	E		BLISTU	1
	5/10/2008	327.69CR	4/2008	E		BLISTU	1
	5/17/2008	634.14CR	4/2008	E		BLISTU	1
	5/25/2008	366.47CR	5/2008	E		BLISTU	1
		2,691.27CR*					
440.130 FUEL ADJUSTMENT FOR B18	5/02/2008	173.78CR	4/2008	E		BLISTU	1
	5/10/2008	41.77CR	4/2008	E		BLISTU	1
	5/17/2008	80.86CR	4/2008	E		BLISTU	1
	5/25/2008	77.52CR	5/2008	E		BLISTU	1
		373.93CR*					
440.131 ENVIRONMENTAL SURCHARGE	5/02/2008	67.47CR	4/2008			BLISTU	1
	5/10/2008	16.22CR	4/2008			BLISTU	1
	5/17/2008	28.83CR	4/2008			BLISTU	1
	5/25/2008	26.52CR	5/2008			BLISTU	1
		139.04CR*					
440.140 ENVIRONMENTAL SURCHARGE	5/02/2008	19.25CR	4/2008	E		BLISTU	1
	5/10/2008	11.00CR	4/2008	E		BLISTU	1
	5/17/2008	104.50CR	4/2008	E		BLISTU	1
	5/25/2008	19.25CR	5/2008	E		BLISTU	1
		154.00CR*					
442.100 SMALL COMMERCIAL REVENUE	5/02/2008	15,499.62CR	4/2008	E		BLISTU	1
	5/10/2008	12,654.29CR	4/2008	E		BLISTU	1
	5/17/2008	20,526.85CR	4/2008	E		BLISTU	1
	5/25/2008	18,888.05CR	5/2008	E		BLISTU	1
		67,568.81CR*					
442.110 FUEL ADJUSTMENT	5/02/2008	1,003.48CR	4/2008	E		BLISTU	1
	5/10/2008	872.66CR	4/2008	E		BLISTU	1
	5/17/2008	1,439.87CR	4/2008	E		BLISTU	1
	5/25/2008	2,093.82CR	5/2008	E		BLISTU	1
		5,409.83CR*					
442.111 ENVIRONMENTAL SURCHARGE	5/02/2008	1,678.11CR	4/2008			BLISTU	1
	5/10/2008	1,013.07CR	4/2008			BLISTU	1
	5/17/2008	2,751.08CR	4/2008			BLISTU	1
	5/25/2008	2,419.70CR	5/2008			BLISTU	1
		7,861.96CR*					
442.200 LARGE COMMERCIAL REVENUE	5/02/2008	27,453.36CR	4/2008	E		BLISTU	1
	5/10/2008	20,836.70CR	4/2008	E		BLISTU	1

\* \* \* INVER-COUNTY ENERGY \* \* \*

Sales Journal from 5/01/2008 to 5/31/2008

BilliProcess

G/L Account	Date	Amount	Rev M/Y	Utl	Usage	Source	Seq
442.200 LARGE COMMERCIAL REVENUE	5/17/2008	56,972.50CR	4/2008	F	490,980	BLISTU	1
	5/25/2008	63,174.00CR	5/2008	E	738,461	BLISTU	1
		148,436.56CR*			1,767,136 *		
442.210 FUEL ADJUSTMENT	5/02/2008	1,869.20CR	4/2008	E		BLISTU	1
	5/10/2008	1,548.39CR	4/2008	E		BLISTU	1
	5/17/2008	3,001.30CR	4/2008	E		BLISTU	1
	5/25/2008	7,643.09CR	5/2008	E		BLISTU	1
		14,061.98CR*			*		
442.211 ENVIRONMENTAL SURCHARGE	5/02/2008	1,293.78CR	4/2008			BLISTU	1
	5/10/2008	946.54CR	4/2008			BLISTU	1
	5/17/2008	4,947.72CR	4/2008			BLISTU	1
	5/25/2008	1,921.47CR	5/2008			BLISTU	1
		9,109.51CR*			*		
442.311 ENVIRONMENTAL SURCHARGE	5/17/2008	3,494.43CR	4/2008			BLISTU	1
		3,494.43CR*			*		
442.320 COMMERCIAL SALES MONTIBELLO IND RATE SCH	5/17/2008	244,398.92CR	4/2008	E	4,400,576	BLISTU	1
		244,398.92CR*			4,400,576 *		
442.330 FUEL CHG FOR MONTIBELLO LARGE IND SCHEDU	5/17/2008	27,459.60CR	4/2008	E		BLISTU	1
		27,459.60CR*			*		
442.331 ENVIRONMENTAL SURCHARGE	5/17/2008	4,399.52CR	4/2008			BLISTU	1
		4,399.52CR*			*		
450.000 FORFEITED DISCOUNTS	5/02/2008	52.05	4/2008	O		BLISTU	1
	5/17/2008	40.03	4/2008	O		BLISTU	1
	5/05/2008	18,852.03CR	5/2008			FINALJ	1
	5/13/2008	15,088.98CR	5/2008			FINALJ	1
	5/20/2008	11,514.69CR	5/2008			FINALJ	1
	5/28/2008	5,236.70CR	5/2008			FINALJ	1
	5/25/2008	30.93	5/2008	O		BLISTU	1
	50,569.39CR*			*			
451.000 MISC SERVICE REVENUE FEES	5/02/2008	2,001.80CR	4/2008	O		BLISTU	1
	5/10/2008	510.30CR	4/2008	O		BLISTU	1
	5/17/2008	2,374.59CR	4/2008	O		BLISTU	1
	5/25/2008	1,551.06CR	5/2008	O		BLISTU	1
		6,437.75CR*			*		
454.000 RENT FROM ELECTRIC PROPERTY	5/17/2008	27.00CR	4/2008	O		BLISTU	1
	5/25/2008	1,400.00CR	5/2008	O		BLISTU	1
		1,427.00CR*			*		
		.00					**

\* \* \* INTER-COUNTY ENERGY \* \* \*

Sales Journal from 6/01/2008 to 6/30/2008

BilliProcess

G/L Account	Date	Amount	Rev M/Y	Utl	Usage	Source	Seq
142.100 ACCOUNTS RECEIVABLE	6/02/2008	584,489.25	5/2008			BLISTU	1
	6/10/2008	292,250.40	5/2008			BLISTU	2
	6/17/2008	1,146,250.33	5/2008			BLISTU	1
	6/03/2008	13,871.95	6/2008			FINALJ	1
	6/12/2008	11,640.05	6/2008			FINALJ	1
	6/18/2008	9,846.47	6/2008			FINALJ	1
142.999 A/R CLEARING ACCOUNT	6/26/2008	5,226.00	6/2008			FINALJ	1
	6/25/2008	775,829.50	6/2008			BLISTU	1
		2,839,403.95 *					
144.100 BAD DEBT	6/02/2008	670.04CR	5/2008	0		BLISTU	1
	6/10/2008	651.97CR	5/2008	0		BLISTU	1
	6/17/2008	1,028.74CR	5/2008	0		BLISTU	2
	6/25/2008	571.00CR	6/2008	0		BLISTU	1
		2,921.75CR*					
200.100 MEMBERSHIP FEES	6/10/2008	63,822.45	5/2008	0		BLISTU	1
		63,822.45 *					
	6/02/2008	1,660.00	5/2008	0		BLISTU	1
	6/10/2008	2,910.00	5/2008	0		BLISTU	1
	6/17/2008	1,370.00	5/2008	0		BLISTU	2
	6/25/2008	2,440.00	6/2008	0		BLISTU	1
		8,380.00 *					
232.110 ACCTS PAYABLE - MEMBERS	6/17/2008	.02CR	5/2008	0		BLISTU	2
	6/25/2008	.40	6/2008	0		BLISTU	1
		.38 *					
235.000 DEPOSIT	6/02/2008	2,550.00	5/2008	0		BLISTU	1
	6/10/2008	5,775.00	5/2008	0		BLISTU	1
	6/17/2008	2,700.00	5/2008	0		BLISTU	2
	6/25/2008	8,300.00	6/2008	0		BLISTU	1
		19,325.00 *					
236.500 STATE SALES TAX	6/02/2008	2,097.26CR	5/2008			BLISTU	1
	6/10/2008	1,634.27CR	5/2008			BLISTU	1
	6/17/2008	22,471.71CR	5/2008			BLISTU	2
	6/25/2008	4,183.87CR	6/2008			BLISTU	1
		30,387.11CR*					
236.600 MARION COUNTY SCHOOL TAX	6/02/2008	1,255.93CR	5/2008			BLISTU	1
	6/10/2008	5,602.98CR	5/2008			BLISTU	1
	6/17/2008	14,914.93CR	5/2008			BLISTU	2
	6/25/2008	227.45	6/2008			BLISTU	1
		21,546.39CR*					
236.700 WASHINGTON COUNTY SCHOOL TAX	6/10/2008	.61	5/2008	0		BLISTU	1
	6/17/2008	487.64CR	5/2008			BLISTU	2
	6/25/2008	2.85CR	6/2008			BLISTU	1
		489.88CR*					



\*\* INTER-COUNTY ENERGY\*\*

Sales Journal from 6/01/2008 to 6/30/2008

BillProcess

G/L Account	Date	Amount	Rev M/Y	Utl	Usage	Source	Seq
236.800 MADISON COUNTY SCHOOL TAX	6/02/2008	121.62CR	5/2008			BLISTU	1
	6/10/2008	2.56CR	5/2008			BLISTU	1
	6/25/2008	48.31CR 172.49CR*	6/2008		*	BLISTU	1
236.810 TAYLOR COUNTY SCHOOL TAX	6/02/2008	1.02CR	5/2008			BLISTU	1
	6/10/2008	153.67CR	5/2008			BLISTU	1
	6/17/2008	2.60CR	5/2008			BLISTU	2
	6/25/2008	4.27CR 161.56CR*	6/2008	0	*	BLISTU	1
236.830 LINCOLN COUNTY SCHOOL TAX	6/02/2008	5,305.56CR	5/2008			BLISTU	1
	6/10/2008	165.87CR	5/2008			BLISTU	1
	6/17/2008	4,122.39CR	5/2008			BLISTU	2
	6/25/2008	11,674.37CR 21,268.19CR*	6/2008		*	BLISTU	1
236.840 3% DANVILLE FRANCHISE TAX	6/10/2008	1.86CR	5/2008			BLISTU	1
	6/17/2008	1,079.45CR	5/2008			BLISTU	2
	6/25/2008	330.88CR 1,412.19CR*	6/2008		*	BLISTU	1
236.850 HARRODSBURG FRANCHISE TAX	6/02/2008	283.79CR	5/2008			BLISTU	1
	6/10/2008	2.05	5/2008	B		BLISTU	1
	6/17/2008	629.34CR 911.08CR*	5/2008		*	BLISTU	2
236.860 JUNCTION CITY FRANCHISE TAX	6/10/2008	.44CR	5/2008			BLISTU	1
	6/17/2008	201.60CR	5/2008			BLISTU	2
	6/25/2008	40.28CR 242.32CR*	6/2008		*	BLISTU	1
236.900 BURGIN CITY SCHOOL TAX	6/02/2008	703.99CR	5/2008			BLISTU	1
	6/10/2008	.36CR	5/2008			BLISTU	1
	6/17/2008	.91CR	5/2008			BLISTU	2
	6/25/2008	5.73CR 710.99CR*	6/2008		*	BLISTU	1
236.910 BOYLE COUNTY SCHOOL TAX	6/02/2008	490.48CR	5/2008			BLISTU	1
	6/10/2008	20.06CR	5/2008			BLISTU	1
	6/17/2008	8,342.45CR	5/2008			BLISTU	2
	6/25/2008	959.56CR 9,812.65CR*	6/2008		*	BLISTU	1
236.920 STANFORD FRANCHISE TAX	6/02/2008	.63CR	5/2008			BLISTU	1
	6/17/2008	3.19CR	5/2008			BLISTU	2
	6/25/2008	847.24CR 851.06CR*	6/2008		*	BLISTU	1
236.930 GARRARD COUNTY SCHOOL TAX	6/02/2008	5,907.94CR	5/2008			BLISTU	1

\*\* \* INTER-COUNTY ENERGY\* \*\*

Sales Journal from 6/01/2008 to 6/30/2008

BillProcess

G/L Account	Date	Amount	Rev M/Y	Utl	Usage	Source	Seq
236.930 GARRARD COUNTY SCHOOL TAX	6/10/2008	14.18CR	5/2008			BLISTU	1
	6/17/2008	709.22CR	5/2008			BLISTU	2
	6/25/2008	7,054.18CR	6/2008			BLISTU	1
		13,685.52CR*					
236.940 MERCER COUNTY SCHOOL TAX	6/02/2008	1,871.11CR	5/2008			BLISTU	1
	6/10/2008	17.41CR	5/2008			BLISTU	1
	6/17/2008	1,327.70CR	5/2008			BLISTU	2
	6/25/2008	2,082.37CR	6/2008			BLISTU	1
		5,298.59CR*					
236.950 LARUE COUNTY SCHOOL TAX	6/02/2008	2.83CR	5/2008			BLISTU	1
	6/10/2008	296.06CR	5/2008			BLISTU	1
	6/25/2008	1.96	6/2008	O		BLISTU	1
		296.93CR*					
236.960 CASEY COUNTY SCHOOL TAX	6/02/2008	281.22CR	5/2008			BLISTU	1
	6/10/2008	2,866.43CR	5/2008			BLISTU	1
	6/17/2008	1,575.39CR	5/2008			BLISTU	2
	6/25/2008	1.40	6/2008			BLISTU	1
		4,721.64CR*					
236.970 DANVILLE CITY SCHOOL TAX	6/17/2008	27.18CR	5/2008			BLISTU	2
	6/25/2008	305.31CR	6/2008			BLISTU	1
		332.49CR*					
236.980 ROCKCASTLE COUNTY SCHOOL TAX	6/02/2008	95.78CR	5/2008			BLISTU	1
		95.78CR*					
236.990 NELSON COUNTY SCHOOL TAX	6/02/2008	46.62CR	5/2008			BLISTU	1
	6/10/2008	884.16CR	5/2008			BLISTU	1
	6/17/2008	.26CR	5/2008			BLISTU	2
	6/25/2008	2.31CR	6/2008			BLISTU	1
		933.35CR*					
240.000 INTEREST	6/02/2008	55.23	5/2008	O		BLISTU	1
	6/10/2008	144.58	5/2008	O		BLISTU	1
	6/17/2008	90.40	5/2008	O		BLISTU	2
	6/03/2008	1,982.66CR	6/2008	O		UBDEPIU	1
	6/25/2008	207.47	6/2008	O		BLISTU	1
		1,484.98CR*					
431.000 "OTHER" INTEREST ACCOUNT	6/03/2008	1,982.66	6/2008	O		UBDEPIU	1
		1,982.66 *					
440.100 RESIDENTIAL REVENUE	6/02/2008	450,650.97CR	5/2008	R	4,776,724	BLISTU	1
	6/10/2008	266,997.94CR	5/2008	R	2,827,720	BLISTU	1
	6/17/2008	608,973.27CR	5/2008	R	6,457,113	BLISTU	2
	6/25/2008	584,522.85CR	6/2008	R	6,290,110	BLISTU	1
		1,911,145.03CR*			20,353,667 *		

\*\* INTER-COUNTY ENERGY\*\*

Sales Journal from 6/01/2008 to 6/30/2008

BillProcess

G/L Account	Date	Amount	Rev M/Y	Utl	Usage	Source	Seq
440.110 FUEL ADJUSTMENT FOR RES RATE	6/02/2008	49,498.33CR	5/2008	E		BLISTU	1
	6/10/2008	29,260.02CR	5/2008	E		BLISTU	1
	6/17/2008	66,762.48CR	5/2008	E		BLISTU	2
	6/25/2008	64,919.90CR	6/2008	E		BLISTU	1
		210,440.73CR*			*		
440.111 ENVIRONMENTAL SURCHARGE	6/02/2008	19,742.56CR	5/2008			BLISTU	1
	6/10/2008	11,803.59CR	5/2008			BLISTU	1
	6/17/2008	26,801.42CR	5/2008			BLISTU	2
	6/25/2008	23,624.42CR	6/2008			BLISTU	1
		81,971.99CR*			*		
440.120 ETS BILLING ACCOUNTS	6/02/2008	462.91CR	5/2008	E	9,459	BLISTU	1
	6/10/2008	105.71CR	5/2008	E	2,160	BLISTU	1
	6/17/2008	192.86CR	5/2008	E	3,941	BLISTU	2
	6/25/2008	82.26CR	6/2008	E	1,661	BLISTU	1
		843.74CR*			17,241 *		
440.130 FUEL ADJUSTMENT FOR E18	6/02/2008	97.92CR	5/2008	E		BLISTU	1
	6/10/2008	22.35CR	5/2008	E		BLISTU	1
	6/17/2008	40.80CR	5/2008	E		BLISTU	2
	6/25/2008	17.35CR	6/2008	E		BLISTU	1
		178.42CR*			*		
440.131 ENVIRONMENTAL SURCHARGE	6/02/2008	23.06CR	5/2008			BLISTU	1
	6/10/2008	5.26CR	5/2008			BLISTU	1
	6/17/2008	8.96CR	5/2008			BLISTU	2
	6/25/2008	11.49CR	6/2008			BLISTU	1
		48.77CR*			*		
440.140 ENVIROMATTS	6/02/2008	19.25CR	5/2008	E	700	BLISTU	1
	6/10/2008	11.00CR	5/2008	E	400	BLISTU	1
	6/17/2008	107.25CR	5/2008	E	3,900	BLISTU	2
	6/25/2008	24.75CR	6/2008	E	900	BLISTU	1
		162.25CR*			5,900 *		
442.100 SMALL COMMERCIAL REVENUE	6/02/2008	12,984.19CR	5/2008	E	130,480	BLISTU	1
	6/10/2008	12,886.91CR	5/2008	E	145,169	BLISTU	1
	6/17/2008	20,048.29CR	5/2008	E	224,846	BLISTU	2
	6/25/2008	21,288.13CR	6/2008	E	234,789	BLISTU	1
		67,207.52CR*			735,284 *		
442.110 FUEL ADJUSTMENT	6/02/2008	1,350.43CR	5/2008	E		BLISTU	1
	6/10/2008	1,502.51CR	5/2008	E		BLISTU	1
	6/17/2008	2,327.15CR	5/2008	E		BLISTU	2
	6/25/2008	2,422.99CR	6/2008	E		BLISTU	1
		7,603.08CR*			*		
442.111 ENVIRONMENTAL SURCHARGE	6/02/2008	1,334.58CR	5/2008			BLISTU	1
	6/10/2008	978.06CR	5/2008			BLISTU	1

\*\*\*INTER-COUNTY ENERGY\*\*\*

Sales Journal from 6/01/2008 to 6/30/2008

Billiprocess

G/L Account	Date	Amount	Rev M/Y	Utl	Usage	Source	Seq
442.111 ENVIRONMENTAL SURCHARGE	6/17/2008	2,919.53CR	5/2008			BLISTU	2
	6/25/2008	1,679.27CR	6/2008			BLISTU	1
		6,911.44CR*					
442.200 LARGE COMMERCIAL REVENUE	6/02/2008	28,016.44CR	5/2008	E	312,684	BLISTU	1
	6/10/2008	24,118.49CR	5/2008	E	291,559	BLISTU	1
	6/17/2008	35,590.93CR	5/2008	E	462,318	BLISTU	2
	6/25/2008	49,554.22CR	6/2008	E	600,697	BLISTU	1
		137,280.08CR*			1,667,258 *		
442.210 FUEL ADJUSTMENT	6/02/2008	3,236.28CR	5/2008	E		BLISTU	1
	6/10/2008	3,017.64CR	5/2008	E		BLISTU	1
	6/17/2008	4,785.00CR	5/2008	E		BLISTU	2
	6/25/2008	6,199.18CR	6/2008	E		BLISTU	1
		17,238.10CR*					
442.211 ENVIRONMENTAL SURCHARGE	6/02/2008	1,290.44CR	5/2008			BLISTU	1
	6/10/2008	1,077.38CR	5/2008			BLISTU	1
	6/17/2008	1,590.53CR	5/2008			BLISTU	2
	6/25/2008	1,839.49CR	6/2008			BLISTU	1
		5,797.84CR*					
442.320 COMMERCIAL SALES MONTIBELLO IND RATE SCH	6/17/2008	261,734.18CR	5/2008	E	4,713,843	BLISTU	2
		261,734.18CR*			4,713,843 *		
442.330 FUEL CHG FOR MONTIBELLO LARGE IND SCHEDU	6/17/2008	48,788.29CR	5/2008	E		BLISTU	2
		48,788.29CR*					
442.331 ENVIRONMENTAL SURCHARGE	6/17/2008	11,733.04CR	5/2008			BLISTU	2
		11,733.04CR*					
450.000 FORFEITED DISCOUNTS	6/02/2008	19.59	5/2008	O		BLISTU	1
	6/10/2008	16.50	5/2008	O		BLISTU	1
	6/17/2008	129.92	5/2008	O		BLISTU	2
	6/03/2008	13,871.95CR	6/2008			FINALJ	1
	6/12/2008	11,640.05CR	6/2008			FINALJ	1
	6/18/2008	9,846.47CR	6/2008			FINALJ	1
	6/26/2008	5,226.00CR	6/2008			FINALJ	1
	6/25/2008	37.70	6/2008	O		BLISTU	1
		40,380.76CR*					
451.000 MISC SERVICE REVENUR FEES	6/02/2008	930.89CR	5/2008	O		BLISTU	1
	6/10/2008	760.45CR	5/2008	O		BLISTU	1
	6/17/2008	1,211.95CR	5/2008	O		BLISTU	2
	6/25/2008	1,346.95CR	6/2008	O		BLISTU	1
		4,250.24CR*					
454.000 RENT FROM ELECTRIC PROPERTY	6/10/2008	27.00CR	5/2008	O		BLISTU	1
	6/25/2008	1,400.00CR	6/2008	O		BLISTU	1
		1,427.00CR*					

\* \* \* INTER-COUNTY ENERGY \* \* \*

Sales Journal From 6/01/2008 to 6/30/2008

BilliProcess

G/L Account	Date	Amount	Rev M/Y	Utl	Usage	Source	Seq
586.000 COST OF METER	6/10/2008	35.00CR	5/2008	0		BIFSTJ	1
		35.00CR*					
		.00					

\* \* \* INTER-COUNTY ENERGY \* \* \*

Sales Journal from 7/01/2008 to 7/31/2008

BillProcess

G/L Account	Date	Amount	Rev M/Y	Utl	Usage	Source	Seq
107.300 SPECIAL EQUIPMENT	7/25/2008	40.00CR 40.00CR*	7/2008	O	*	BLISTU	1
142.100 ACCOUNTS RECEIVABLE	7/02/2008	690,029.21	6/2008			BLISTU	1
	7/10/2008	449,461.94	6/2008			BLISTU	1
	7/17/2008	1,430,333.48	6/2008			BLISTU	1
	7/03/2008	12,670.76	7/2008			FINALJ	1
	7/11/2008	12,326.01	7/2008			FINALJ	1
	7/18/2008	11,320.70	7/2008			FINALJ	1
	7/26/2008	6,366.76	7/2008			FINALJ	1
	7/25/2008	890,556.81	7/2008			BLISTU	1
		3,503,065.67 *			*		
142.999 A/R CLEARING ACCOUNT	7/02/2008	951.59CR	6/2008	O		BLISTU	1
	7/10/2008	894.19CR	6/2008	O		BLISTU	1
	7/17/2008	2,001.92CR	6/2008	O		BLISTU	1
	7/25/2008	781.66CR	7/2008	O		BLISTU	1
		4,629.36CR*			*		
200.100 MEMBERSHIP FEES	7/02/2008	1,740.00	6/2008	O		BLISTU	1
	7/10/2008	2,635.00	6/2008	O		BLISTU	1
	7/17/2008	2,070.00	6/2008	O		BLISTU	1
	7/25/2008	1,720.00	7/2008	O		BLISTU	1
		8,165.00 *			*		
232.110 ACCTS PAYABLE - MEMBERS SM CR OR DR BAL	7/10/2008	.89CR	6/2008	O		BLISTU	1
	7/17/2008	.55CR	6/2008	O		BLISTU	1
	7/25/2008	.48CR	7/2008	O		BLISTU	1
		1.92CR*			*		
235.000 DEPOSIT	7/02/2008	4,900.00	6/2008	O		BLISTU	1
	7/10/2008	4,750.00	6/2008	O		BLISTU	1
	7/17/2008	2,950.00	6/2008	O		BLISTU	1
	7/25/2008	1,800.00	7/2008	O		BLISTU	1
		14,400.00 *			*		
236.500 STATE SALES TAX	7/02/2008	2,448.09CR	6/2008			BLISTU	1
	7/10/2008	1,837.07CR	6/2008			BLISTU	1
	7/17/2008	24,926.31CR	6/2008			BLISTU	1
	7/25/2008	4,244.36CR	7/2008			BLISTU	1
		33,455.83CR*			*		
236.600 MARION COUNTY SCHOOL TAX	7/02/2008	1,622.61CR	6/2008			BLISTU	1
	7/10/2008	7,336.03CR	6/2008			BLISTU	1
	7/17/2008	18,571.14CR	6/2008			BLISTU	1
	7/25/2008	12.74CR	7/2008	O		BLISTU	1
		27,542.52CR*			*		
236.700 WASHINGTON COUNTY SCHOOL TAX	7/02/2008	.26CR	6/2008			BLISTU	1
	7/17/2008	637.15CR	6/2008			BLISTU	1

\*\* INTER-COUNTY ENERGY\*\*

Sales Journal from 7/01/2008 to 7/31/2008

BilliProcess

G/L Account	Date	Amount	Rev M/Y	Utl	Usage	Source	Seq
236.700 WASHINGTON COUNTY SCHOOL TAX	7/25/2008	4.43CR 641.84CR*	7/2008		*	BLISTU	1
236.800 MADISON COUNTY SCHOOL TAX	7/02/2008	124.84CR	6/2008			BLISTU	1
	7/10/2008	.90	6/2008			BLISTU	1
	7/25/2008	52.62CR 176.56CR*	7/2008		*	BLISTU	1
236.810 TAYLOR COUNTY SCHOOL TAX	7/10/2008	200.44CR	6/2008			BLISTU	1
	7/17/2008	5.89CR 206.33CR*	6/2008		*	BLISTU	1
236.830 LINCOLN COUNTY SCHOOL TAX	7/02/2008	6,291.88CR	6/2008			BLISTU	1
	7/10/2008	226.71CR	6/2008			BLISTU	1
	7/17/2008	5,146.10CR	6/2008			BLISTU	1
	7/25/2008	13,108.13CR 24,772.82CR*	7/2008		*	BLISTU	1
236.840 3% DANVILLE FRANCHISE TAX	7/02/2008	3.86CR	6/2008			BLISTU	1
	7/10/2008	6.77CR	6/2008			BLISTU	1
	7/17/2008	1,258.25CR	6/2008			BLISTU	1
	7/25/2008	456.17CR 1,725.05CR*	7/2008		*	BLISTU	1
236.850 HARRODSBURG FRANCHISE TAX	7/02/2008	336.02CR	6/2008			BLISTU	1
	7/17/2008	703.58CR 1,039.60CR*	6/2008		*	BLISTU	1
236.860 JUNCTION CITY FRANCHISE TAX	7/10/2008	2.19CR	6/2008			BLISTU	1
	7/17/2008	250.08CR	6/2008			BLISTU	1
	7/25/2008	48.25CR 300.52CR*	7/2008		*	BLISTU	1
236.900 BURGIN CITY SCHOOL TAX	7/02/2008	831.95CR	6/2008			BLISTU	1
	7/25/2008	.75CR 832.70CR*	7/2008		*	BLISTU	1
236.910 BOYLE COUNTY SCHOOL TAX	7/02/2008	578.61CR	6/2008			BLISTU	1
	7/10/2008	48.78CR	6/2008			BLISTU	1
	7/17/2008	10,857.41CR	6/2008			BLISTU	1
	7/25/2008	1,207.21CR 12,692.01CR*	7/2008		*	BLISTU	1
236.920 STANFORD FRANCHISE TAX	7/10/2008	1.21CR	6/2008			BLISTU	1
	7/17/2008	8.83CR	6/2008			BLISTU	1
	7/25/2008	951.34CR 961.38CR*	7/2008		*	BLISTU	1
236.930 GARRARD COUNTY SCHOOL TAX	7/02/2008	6,937.41CR	6/2008			BLISTU	1
	7/10/2008	40.65CR	6/2008			BLISTU	1

\*\* \* INTER-COUNTY ENERGY \* \*

Sales Journal from 7/01/2008 to 7/31/2008

BilliProcess

G/L Account	Date	Amount	Rev M/Y	Util	Usage	Source	Seq
236.930 GARRARD COUNTY SCHOOL TAX	7/17/2008	942.58CR	6/2008			BLISTU	1
	7/25/2008	7,836.85CR	7/2008			BLISTU	1
		15,757.49CR*					
236.940 MERCER COUNTY SCHOOL TAX	7/02/2008	2,315.35CR	6/2008			BLISTU	1
	7/10/2008	12.05CR	6/2008			BLISTU	1
	7/17/2008	1,649.80CR	6/2008			BLISTU	1
	7/25/2008	2,403.15CR	7/2008			BLISTU	1
		6,380.35CR*					
236.950 LARUE COUNTY SCHOOL TAX	7/10/2008	388.70CR	6/2008			BLISTU	1
	7/17/2008	.73CR	6/2008			BLISTU	1
		389.43CR*					
236.960 CASEY COUNTY SCHOOL TAX	7/02/2008	318.65CR	6/2008			BLASTU	1
	7/10/2008	3,180.83CR	6/2008			BLASTU	1
	7/17/2008	1,849.67CR	6/2008			BLASTU	1
	7/25/2008	15.05	7/2008	O		BLASTU	1
		5,334.10CR*					
236.970 DANVILLE CITY SCHOOL TAX	7/02/2008	2.07CR	6/2008			BLASTU	1
	7/17/2008	34.14CR	6/2008			BLASTU	1
	7/25/2008	428.53CR	7/2008			BLASTU	1
		464.74CR*					
236.980 ROCKCASTLE COUNTY SCHOOL TAX	7/02/2008	109.47CR	6/2008			BLISTU	1
		109.47CR*					
236.990 NELSON COUNTY SCHOOL TAX	7/02/2008	62.47CR	6/2008			BLISTU	1
	7/10/2008	1,261.58CR	6/2008			BLISTU	1
	7/17/2008	6.80CR	6/2008	O		BLISTU	1
	7/25/2008	2.79CR	7/2008			BLISTU	1
		1,333.64CR*					
240.000 INTEREST	7/02/2008	134.37	6/2008	O		BLISTU	1
	7/10/2008	118.60	6/2008	O		BLISTU	1
	7/17/2008	76.85	6/2008	O		BLISTU	1
	7/03/2008	1,970.54CR	7/2008	O		UBDEPIJ	1
		71.80	7/2008	O		BLISTU	1
		1,568.92CR*					
431.000 "OTHER" INTEREST ACCOUNT	7/03/2008	1,970.54	7/2008	O		UBDEPIJ	1
	7/25/2008	.50CR	7/2008	O		BLISTU	1
		1,970.04 *					
440.100 RESIDENTIAL REVENUE	7/02/2008	536,738.68CR	6/2008	E	5,829,774	BLISTU	1
	7/10/2008	340,551.88CR	6/2008	E	3,728,852	BLISTU	1
	7/17/2008	812,700.57CR	6/2008	E	8,948,017	BLISTU	1
	7/25/2008	695,647.41CR	7/2008	E	7,661,880	BLISTU	1
		2,385,638.54CR*			26,168,523 *		



\*\* \* INTER-COUNTY ENERGY\* \* \*

Sales Journal from 7/01/2008 to 7/31/2008

BilliProcess

G/L Account	Date	Amount	Rev M/Y	U/L	Usage	Source	Seq
440.110 FUEL ADJUSTMENT FOR RES RATE	7/02/2008	60,153.23CR	6/2008	E		BLISTU	1
	7/10/2008	38,387.78CR	6/2008	E		BLISTU	1
	7/17/2008	92,301.45CR	6/2008	E		BLISTU	1
	7/25/2008	44,986.29CR	6/2008	E		BLISTU	1
		235,828.74CR*					
440.111 ENVIRONMENTAL SURCHARGE	7/02/2008	21,508.18CR	6/2008			BLISTU	1
	7/10/2008	13,781.22CR	6/2008			BLISTU	1
	7/17/2008	32,753.33CR	6/2008			BLISTU	1
	7/25/2008	28,971.06CR	7/2008			BLISTU	1
		97,013.79CR*					
440.120 ETS BILLING ACCOUNTS	7/02/2008	81.43CR	6/2008	E	1,664	BLISTU	1
	7/10/2008	8.71CR	6/2008	E	178	BLISTU	1
	7/17/2008	6.22CR	6/2008	E	127	BLISTU	1
	7/25/2008	1.76CR	7/2008	E	36	BLISTU	1
		98.12CR*			2,005 *		
440.130 FUEL ADJUSTMENT FOR E18	7/02/2008	17.15CR	6/2008	E		BLISTU	1
	7/10/2008	1.84CR	6/2008	E		BLISTU	1
	7/17/2008	1.31CR	6/2008	E		BLISTU	1
	7/25/2008	.21CR	7/2008	E		BLISTU	1
		20.51CR*					
440.131 ENVIRONMENTAL SURCHARGE	7/02/2008	3.65CR	6/2008			BLISTU	1
	7/10/2008	.39CR	6/2008			BLISTU	1
	7/17/2008	.27CR	6/2008			BLISTU	1
	7/25/2008	13.61CR	7/2008			BLISTU	1
		17.92CR*					
440.140 ENVIROWATTS	7/02/2008	19.25CR	6/2008	E	700	BLISTU	1
	7/10/2008	11.00CR	6/2008	E	400	BLISTU	1
	7/17/2008	107.25CR	6/2008	E	3,900	BLISTU	1
	7/25/2008	24.75CR	7/2008	E	900	BLISTU	1
		162.25CR*			5,900 *		
442.100 SMALL COMMERCIAL REVENUE	7/02/2008	15,561.57CR	6/2008	E	163,132	BLISTU	1
	7/10/2008	16,283.63CR	6/2008	E	183,153	BLISTU	1
	7/17/2008	25,379.88CR	6/2008	E	289,086	BLISTU	1
	7/25/2008	24,785.13CR	7/2008	E	281,355	BLISTU	1
		82,010.21CR*			916,726 *		
442.110 FUEL ADJUSTMENT	7/02/2008	1,683.55CR	6/2008	E		BLISTU	1
	7/10/2008	1,890.12CR	6/2008	E		BLISTU	1
	7/17/2008	2,983.38CR	6/2008	E		BLISTU	1
	7/25/2008	1,662.75CR	7/2008	E		BLISTU	1
		8,219.80CR*					
442.111 ENVIRONMENTAL SURCHARGE	7/02/2008	1,390.59CR	6/2008			BLISTU	1
	7/10/2008	1,112.97CR	6/2008			BLISTU	1

\* \* \* INTER-COUNTY ENERGY \* \* \*

Sales Journal from 7/01/2008 to 7/31/2008

Billprocess

G/L Account	Date	Amount	Rev M/Y	Utl	Usage	Source	Seq
442.111 ENVIRONMENTAL SURCHARGE	7/17/2008	3,119.99CR	6/2008			BLISTU	1
	7/25/2008	1,887.86CR	7/2008			BLISTU	1
		7,511.41CR*					
442.200 LARGE COMMERCIAL REVENUE	7/02/2008	30,783.07CR	6/2008	E	350,692	BLISTU	1
	7/10/2008	24,933.21CR	6/2008	E	300,164	BLISTU	1
	7/17/2008	39,632.42CR	6/2008	E	514,546	BLISTU	1
	7/25/2008	55,336.14CR	7/2008	E	701,090	BLISTU	1
		150,684.84CR*			1,866,492 *		
442.210 FUEL ADJUSTMENT	7/02/2008	3,619.15CR	6/2008	E		BLISTU	1
	7/10/2008	3,097.70CR	6/2008	E		BLISTU	1
	7/17/2008	5,310.11CR	6/2008	E		BLISTU	1
	7/25/2008	4,143.42CR	7/2008	E		BLISTU	1
		16,170.38CR*					
442.211 ENVIRONMENTAL SURCHARGE	7/02/2008	1,292.31CR	6/2008			BLISTU	1
	7/10/2008	1,007.30CR	6/2008			BLISTU	1
	7/17/2008	1,584.69CR	6/2008			BLISTU	1
	7/25/2008	2,150.91CR	7/2008			BLISTU	1
		6,035.21CR*					
442.320 COMMERCIAL SALES MONTIBELLO IND RATE SCH	7/17/2008	285,096.87CR	6/2008	E	5,114,572	BLISTU	1
		285,096.87CR*			5,114,572 *		
442.330 FUEL CHG FOR MONTIBELLO LARGE IND SCHEDU	7/17/2008	52,782.39CR	6/2008	E		BLISTU	1
		52,782.39CR*					
442.331 ENVIRONMENTAL SURCHARGE	7/17/2008	11,700.32CR	6/2008			BLISTU	1
		11,700.32CR*					
450.000 FORFEITED DISCOUNTS	7/03/2008	12,670.76CR	7/2008			FINALJ	1
	7/11/2008	12,326.01CR	7/2008			FINALJ	1
	7/18/2008	11,320.70CR	7/2008			FINALJ	1
	7/26/2008	6,366.76CR	7/2008			FINALJ	1
		42,684.23CR*					
451.000 MISC SERVICE REVENUE FEES	7/02/2008	1,016.65CR	6/2008	O		BLISTU	1
	7/10/2008	460.60CR	6/2008	O		BLISTU	1
	7/17/2008	1,091.95CR	6/2008	O		BLISTU	1
	7/25/2008	1,572.40CR	7/2008	O		BLISTU	1
		4,141.60CR*					
454.000 RENT FROM ELECTRIC PROPERTY	7/17/2008	27.00CR	6/2008	O		BLISTU	1
	7/25/2008	1,400.00CR	7/2008	O		BLISTU	1
		1,427.00CR*					
		.00					
		.00					

\* \* \*

\*\* INTER-COUNTY ENERGY\*\*

Sales Journal from 8/01/2008 to 8/31/2008

BilliProcess

G/L Account	Date	Amount	Rev M/Y	Utl	Usage	Source	Seq
107.300 SPECIAL EQUIPMENT	8/11/2008	40.00	7/2008	0	*	BLISTV	1
		40.00					
142.100 ACCOUNTS RECEIVABLE	8/02/2008	742,247.62	7/2008			BLISTV	1
	8/11/2008	459,165.40	7/2008			BLISTV	1
	8/17/2008	1,410,098.09	7/2008			BLISTV	1
	8/05/2008	15,378.69	8/2008			FINALJ	1
	8/12/2008	14,146.45	8/2008			FINALJ	1
	8/19/2008	11,607.88	8/2008			FINALJ	1
	8/25/2008	1,012,773.46	8/2008			BLISTV	1
	8/27/2008	6,606.58	8/2008			FINALJ	1
		3,672,024.17			*		
142.999 A/R CLEARING ACCOUNT	8/02/2008	181.46CR	7/2008	0		BLISTV	1
	8/11/2008	919.26CR	7/2008	0		BLISTV	1
	8/17/2008	1,067.41CR	7/2008	0		BLISTV	1
	8/25/2008	879.35CR	8/2008	0		BLISTV	1
		3,047.48CR*			*		
200.100 MEMBERSHIP FEES	8/02/2008	600.00	7/2008	0		BLISTV	1
	8/11/2008	3,880.00	7/2008	0		BLISTV	1
	8/17/2008	1,850.00	7/2008	0		BLISTV	1
	8/25/2008	925.00	8/2008	0		BLISTV	1
		7,255.00			*		
232.110 ACCIS PAYABLE - MEMBERS	8/11/2008	.27	7/2008	0		BLISTV	1
		.27			*		
235.000 DEPOSIT	8/02/2008	250.00	7/2008	0		BLISTV	1
	8/11/2008	6,975.00	7/2008	0		BLISTV	1
	8/17/2008	3,950.00	7/2008	0		BLISTV	1
	8/25/2008	3,700.00	8/2008	0		BLISTV	1
		14,875.00			*		
236.500 STATE SALES TAX	8/02/2008	2,859.84CR	7/2008			BLISTV	1
	8/11/2008	1,888.53CR	7/2008			BLISTV	1
	8/17/2008	23,110.51CR	7/2008			BLISTV	1
	8/25/2008	4,691.68CR	8/2008			BLISTV	1
		32,550.56CR*			*		
236.600 MARION COUNTY SCHOOL TAX	8/02/2008	1,799.76CR	7/2008			BLISTV	1
	8/11/2008	7,432.85CR	7/2008			BLISTV	1
	8/17/2008	17,727.46CR	7/2008			BLISTV	1
	8/25/2008	16.42CR	8/2008			BLISTV	1
		26,976.49CR*			*		
236.700 WASHINGTON COUNTY SCHOOL TAX	8/11/2008	.59CR	7/2008			BLISTV	1
	8/17/2008	710.79CR	7/2008			BLISTV	1
	8/25/2008	5.41CR	8/2008			BLISTV	1
		716.79CR*			*		

\*\* \* INTER-COUNTY ENERGY \* \*\*

Sales Journal from 8/01/2008 to 8/31/2008

Billiprocess

G/L Account	Date	Amount	Rev M/Y	Utl	Usage	Source	Seq
236.800 MADISON COUNTY SCHOOL TAX	8/02/2008	130.12CR	7/2008			BLISTU	1
	8/25/2008	68.41CR	8/2008		*	BLISTU	1
		198.53CR*					
236.810 TAYLOR COUNTY SCHOOL TAX	8/11/2008	187.48CR	7/2008			BLISTU	1
	8/17/2008	4.82CR	7/2008		*	BLISTU	1
		192.30CR*					
236.820 HARRODSBURG CITY SCHOOL TAX	8/11/2008	.03	7/2008	0	*	BLISTU	1
		.03					
236.830 LINCOLN COUNTY SCHOOL TAX	8/02/2008	6,537.54CR	7/2008			BLISTU	1
	8/11/2008	226.62CR	7/2008			BLISTU	1
	8/17/2008	5,328.48CR	7/2008			BLISTU	1
	8/25/2008	14,305.66CR	8/2008		*	BLISTU	1
		26,398.30CR*					
236.840 3¢ DANVILLE FRANCHISE TAX	8/11/2008	.20CR	7/2008			BLISTU	1
	8/17/2008	1,212.44CR	7/2008			BLISTU	1
	8/25/2008	483.12CR	8/2008		*	BLISTU	1
		1,695.76CR*					
236.850 HARRODSBURG FRANCHISE TAX	8/02/2008	368.96CR	7/2008			BLISTU	1
	8/17/2008	697.32CR	7/2008		*	BLISTU	1
		1,066.28CR*					
236.860 JUNCTION CITY FRANCHISE TAX	8/11/2008	1.05CR	7/2008			BLISTU	1
	8/17/2008	228.30CR	7/2008			BLISTU	1
	8/25/2008	54.78CR	8/2008		*	BLISTU	1
		284.13CR*					
236.900 BURGIN CITY SCHOOL TAX	8/02/2008	895.80CR	7/2008			BLISTU	1
	8/11/2008	1.83CR	7/2008			BLISTU	1
	8/17/2008	4.54CR	7/2008		*	BLISTU	1
		902.17CR*					
236.910 BOYLE COUNTY SCHOOL TAX	8/02/2008	605.47CR	7/2008			BLISTU	1
	8/11/2008	48.98CR	7/2008			BLISTU	1
	8/17/2008	10,956.20CR	7/2008			BLISTU	1
	8/25/2008	1,542.46CR	8/2008		*	BLISTU	1
		13,153.11CR*					
236.920 STANFORD FRANCHISE TAX	8/11/2008	1.28	7/2008			BLISTU	1
	8/17/2008	3.27CR	7/2008			BLISTU	1
	8/25/2008	1,065.83CR	8/2008		*	BLISTU	1
		1,067.82CR*					
236.930 GARRARD COUNTY SCHOOL TAX	8/02/2008	7,331.69CR	7/2008			BLISTU	1
	8/11/2008	59.65CR	7/2008			BLISTU	1
	8/17/2008	974.80CR	7/2008			BLISTU	1

\*\* INTER-COUNTY ENERGY\* \*\*

Sales Journal from 8/01/2008 to 8/31/2008

BilliProcess

G/L Account	Date	Amount	Rev M/Y	Utl	Usage	Source	Seq
236.930 GARRARD COUNTY SCHOOL TAX	8/25/2008	9,302.26CR 17,668.40CR*	8/2008		*	BLISTJ	1
236.940 MERCER COUNTY SCHOOL TAX	8/02/2008	2,747.83CR	7/2008			BLISTJ	1
	8/11/2008	5.30CR	7/2008	O		BLISTJ	1
	8/17/2008	1,696.75CR	7/2008			BLISTJ	1
	8/25/2008	2,900.53CR 7,350.41CR*	8/2008		*	BLISTJ	1
236.950 LARUE COUNTY SCHOOL TAX	8/11/2008	413.91CR	7/2008			BLISTJ	1
	8/25/2008	2,71CR 416.62CR*	8/2008		*	BLISTJ	1
236.960 CASEY COUNTY SCHOOL TAX	8/02/2008	326.54CR	7/2008			BLISTJ	1
	8/11/2008	3,414.60CR	7/2008			BLISTJ	1
	8/17/2008	1,798.35CR	7/2008			BLISTJ	1
	8/25/2008	4.60 5,534.89CR*	8/2008	O	*	BLISTJ	1
236.970 DANVILLE CITY SCHOOL TAX	8/11/2008	.20CR	7/2008			BLISTJ	1
	8/17/2008	34.35CR	7/2008			BLISTJ	1
	8/25/2008	455.96CR 490.51CR*	8/2008		*	BLISTJ	1
236.980 ROCKCASTLE COUNTY SCHOOL TAX	8/02/2008	105.61CR 105.61CR*	7/2008		*	BLISTJ	1
236.990 NELSON COUNTY SCHOOL TAX	8/02/2008	73.52CR	7/2008			BLISTJ	1
	8/11/2008	1,261.49CR	7/2008			BLISTJ	1
	8/17/2008	3.42	7/2008			BLISTJ	1
	8/25/2008	1.63CR 1,333.22CR*	8/2008		*	BLISTJ	1
240.000 INTEREST	8/02/2008	8.82	7/2008	O		BLISTJ	1
	8/11/2008	245.37	7/2008	O		BLISTJ	1
	8/17/2008	145.80	7/2008	O		BLISTJ	1
	8/02/2008	2,010.72CR	8/2008	O		UBDEPIJ	1
	8/25/2008	138.82 1,471.91CR*	8/2008	O	*	BLISTJ	1
431.000 "OTHER" INTEREST ACCOUNT	8/02/2008	2,010.72 2,010.72 *	8/2008	O	*	UBDEPIJ	1
440.100 RESIDENTIAL REVENUE	8/02/2008	591,367.09CR	7/2008	E	6,505,349	BLISTJ	1
	8/11/2008	364,597.10CR	7/2008	E	4,026,052	BLISTJ	1
	8/17/2008	861,772.03CR	7/2008	E	9,547,544	BLISTJ	1
	8/25/2008	753,546.28CR 2,571,282.50CR*	8/2008	E	8,376,092 28,455,037 *	BLISTJ	1
440.110 FUEL ADJUSTMENT FOR RES RATE	8/02/2008	38,442.76CR	7/2008	E		BLISTJ	1

\*\* INTER-COUNTY ENERGY\*\*

Sales Journal from 8/01/2008 to 8/31/2008

BillProcess

G/L Account	Date	Amount	Rev M/Y	Utl	Usage	Source	Seq
440.110 FUEL ADJUSTMENT FOR RES RATE	3/11/2008	23,778.00CR	7/2008	E		BLISTU	1
	8/17/2008	56,384.64CR	7/2008	E		BLISTU	1
	8/25/2008	92,708.55CR	8/2008	E		BLISTU	1
		211,313.95CR*					
440.111 ENVIRONMENTAL SURCHARGE	8/02/2008	24,274.60CR	7/2008			BLISTU	1
	8/11/2008	15,103.15CR	7/2008			BLISTU	1
	8/17/2008	35,615.75CR	7/2008			BLISTU	1
	8/25/2008	34,107.18CR	8/2008			BLISTU	1
		109,100.68CR*					
440.120 ETS BILLING ACCOUNTS	8/02/2008	1.86CR	7/2008	E	38	BLISTU	1
	8/11/2008	.05CR	7/2008	E	1	BLISTU	1
	8/17/2008	3.81CR	7/2008	E	78	BLISTU	1
	8/25/2008	8.18CR	8/2008	E	167	BLISTU	1
		13.90CR*			284		
440.130 FUEL ADJUSTMENT FOR E18	8/02/2008	.23CR	7/2008	E		BLISTU	1
	8/11/2008	.01CR	7/2008	E		BLISTU	1
	8/17/2008	.46CR	7/2008	E		BLISTU	1
	8/25/2008	1.86CR	8/2008	E		BLISTU	1
		2.56CR*					
440.131 ENVIRONMENTAL SURCHARGE	8/02/2008	.09CR	7/2008			BLISTU	1
	8/17/2008	.17CR	7/2008			BLISTU	1
	8/25/2008	10.82CR	8/2008			BLISTU	1
		11.08CR*					
440.140 ENVIORMNTS	8/02/2008	19.25CR	7/2008	E	700	BLISTU	1
	8/11/2008	11.00CR	7/2008	E	400	BLISTU	1
	8/17/2008	110.00CR	7/2008	E	4,000	BLISTU	1
	8/25/2008	24.75CR	8/2008	E	900	BLISTU	1
		165.00CR*			6,000		
442.100 SMALL COMMERCIAL REVENUE	8/02/2008	23,536.40CR	7/2008	E	256,321	BLISTU	1
	8/11/2008	18,342.57CR	7/2008	E	212,687	BLISTU	1
	8/17/2008	24,130.74CR	7/2008	E	273,695	BLISTU	1
	8/25/2008	25,564.14CR	8/2008	E	290,116	BLISTU	1
		91,573.85CR*			1,032,819		
442.110 FUEL ADJUSTMENT	8/02/2008	1,524.17CR	7/2008	E		BLISTU	1
	8/11/2008	1,256.97CR	7/2008	E		BLISTU	1
	8/17/2008	1,617.53CR	7/2008	E		BLISTU	1
	8/25/2008	3,211.61CR	8/2008	E		BLISTU	1
		7,610.28CR*					
442.111 ENVIRONMENTAL SURCHARGE	8/02/2008	1,908.51CR	7/2008			BLISTU	1
	8/11/2008	1,251.16CR	7/2008			BLISTU	1
	8/17/2008	3,135.31CR	7/2008			BLISTU	1
	8/25/2008	2,166.53CR	8/2008			BLISTU	1
		8,461.51CR*					

\*\* INTER-COUNTY ENERGY\*\*

Sales Journal from 8/01/2008 to 8/31/2008

BilliProcess

G/L Account	Date	Amount	Rev M/Y	Utl	Usage	Source	Seq
142.200 LARGE COMMERCIAL REVENUE	8/02/2008	33,467.77CR	7/2008	E	390,884	BLISTU	1
	8/11/2008	26,441.20CR	7/2008	E	325,375	BLISTU	1
	8/17/2008	35,217.00CR	7/2008	E	449,780	BLISTU	1
	8/25/2008	56,866.31CR	8/2008	E	705,938	BLISTU	1
		151,992.28CR*			1,871,977 *		
442.210 FUEL ADJUSTMENT	8/02/2008	2,310.14CR	7/2008	E		BLISTU	1
	8/11/2008	1,922.96CR	7/2008	E		BLISTU	1
	8/17/2008	2,658.25CR	7/2008	E		BLISTU	1
	8/25/2008	7,814.74CR	8/2008	E		BLISTU	1
		14,706.09CR*			*		
442.211 ENVIRONMENTAL SURCHARGE	8/02/2008	1,437.03CR	7/2008			BLISTU	1
	8/11/2008	1,090.68CR	7/2008			BLISTU	1
	8/17/2008	1,408.32CR	7/2008			BLISTU	1
	8/25/2008	2,362.78CR	8/2008			BLISTU	1
		6,298.81CR*			*		
442.320 COMMERCIAL SALES MONTIBELLO IND RATE SCH	8/17/2008	285,244.06CR	7/2008	E	5,055,647	BLISTU	1
		285,244.06CR*			5,055,647 *		
442.330 FUEL CHG FOR MONTIBELLO LARGE IND SCHEDU	8/17/2008	29,878.88CR	7/2008	E		BLISTU	1
		29,878.88CR*			*		
442.331 ENVIRONMENTAL SURCHARGE	8/17/2008	11,655.55CR	7/2008			BLISTU	1
		11,655.55CR*			*		
450.000 FORFEITED DISCOUNTS	8/02/2008	4.25	7/2008	O		BLISTU	1
	8/11/2008	7.64	7/2008	O		BLISTU	1
	8/17/2008	62.93	7/2008	O		BLISTU	1
	8/05/2008	15,378.69CR	8/2008			FINALJ	1
	8/12/2008	14,146.45CR	8/2008			FINALJ	1
	8/19/2008	11,607.88CR	8/2008			FINALJ	1
	8/25/2008	5.61	8/2008	O		BLISTU	1
	8/27/2008	6,606.58CR	8/2008			FINALJ	1
		47,659.17CR*			*		
451.000 MISC SERVICE REVENUE FEES	8/02/2008	856.65CR	7/2008	O		BLISTU	1
	8/11/2008	630.60CR	7/2008	O		BLISTU	1
	8/17/2008	1,721.95CR	7/2008	O		BLISTU	1
	8/25/2008	1,977.55CR	8/2008	O		BLISTU	1
		5,186.75CR*			*		
454.000 RENT FROM ELECTRIC PROPERTY	8/11/2008	27.00CR	7/2008	O		BLISTU	1
	8/25/2008	1,400.00CR	8/2008	O		BLISTU	1
		1,427.00CR*			*		
		.00					
		.00					

.00 \*\*

\*\* \*INTER-COUNTY ENERGY\* \* \*

Sales Journal from 9/01/2008 to 9/30/2008

BilliProcess

G/L Account	Date	Amount	Rev M/Y	Utl	Usage	Source	Seq
142.100 ACCOUNTS RECEIVABLE	9/02/2008	799,447.93	8/2008			BLISTU	1
	9/10/2008	338,105.47	8/2008			BLISTU	1
	9/17/2008	1,487,166.05	8/2008			BLISTU	1
	9/03/2008	19,089.67	9/2008			FINALJ	1
	9/11/2008	16,363.22	9/2008			FINALJ	1
	9/18/2008	13,729.48	9/2008			FINALJ	1
9/26/2008	7,206.50	9/2008			FINALJ	1	
9/25/2008	936,978.35	9/2008			BLISTU	1	
	3,618,086.67	*					
142.999 A/R CLEARING ACCOUNT	9/02/2008	778.74CR	8/2008	0		BLISTU	1
	9/10/2008	580.87CR	8/2008	0		BLISTU	1
	9/17/2008	1,470.95CR	8/2008	0		BLISTU	1
	9/25/2008	576.30CR	9/2008	0		BLISTU	1
	3,406.86CR*						
144.100 BAD DEBT	9/10/2008	134,090.29	8/2008	0		BLISTU	1
		134,090.29	*				
200.100 MEMBERSHIP FEES	9/02/2008	1,310.00	8/2008	0		BLISTU	1
	9/10/2008	2,795.00	8/2008	0		BLISTU	1
	9/17/2008	1,185.00	8/2008	0		BLISTU	1
	9/25/2008	2,560.00	9/2008	0		BLISTU	1
	7,850.00	*					
232.110 ACCTS PAYABLE - MEMBERS	9/02/2008	.04CR	8/2008	0		BLISTU	1
	9/10/2008	.48CR	8/2008	0		BLISTU	1
	.52CR*						
235.000 DEPOSIT	9/02/2008	3,250.00	8/2008	0		BLISTU	1
	9/10/2008	4,225.00	8/2008	0		BLISTU	1
	9/17/2008	3,400.00	8/2008	0		BLISTU	1
	9/25/2008	5,300.00	9/2008	0		BLISTU	1
	16,175.00	*					
236.500 STATE SALES TAX	9/02/2008	3,050.72CR	8/2008			BLISTU	1
	9/10/2008	1,916.10CR	8/2008			BLISTU	1
	9/17/2008	26,522.69CR	8/2008			BLISTU	1
	9/25/2008	4,609.86CR	9/2008			BLISTU	1
	36,099.37CR*						
236.600 MARION COUNTY SCHOOL TAX	9/02/2008	1,775.42CR	8/2008			BLISTU	1
	9/10/2008	7,583.90CR	8/2008			BLISTU	1
	9/17/2008	19,550.55CR	8/2008			BLISTU	1
	9/25/2008	28.91CR	9/2008			BLISTU	1
	28,938.78CR*						
236.700 WASHINGTON COUNTY SCHOOL TAX	9/10/2008	1.10CR	8/2008			BLISTU	1
	9/17/2008	682.49CR	8/2008			BLISTU	1
	9/25/2008	4.40CR	9/2008			BLISTU	1
	687.99CR*						



\*\* INTER-COUNTY ENERGY\*\*

Sales Journal from 9/01/2008 to 9/30/2008

BillProcess

G/L Account	Date	Amount	Rev M/Y	UTL	Usage	Source	Seq
236.800 MADISON COUNTY SCHOOL TAX	9/02/2008	145.17CR	8/2008			BLISTU	1
	9/25/2008	57.91CR	9/2008			BLISTU	1
		203.08CR*			*		
236.810 TAYLOR COUNTY SCHOOL TAX	9/10/2008	206.76CR	8/2008			BLISTU	1
	9/17/2008	6.79CR	8/2008			BLISTU	1
		213.55CR*			*		
236.830 LINCOLN COUNTY SCHOOL TAX	9/02/2008	7,203.66CR	8/2008			BLISTU	1
	9/10/2008	227.33CR	8/2008			BLISTU	1
	9/17/2008	5,222.28CR	8/2008			BLISTU	1
	9/25/2008	13,647.30CR	9/2008			BLISTU	1
		26,300.57CR*			*		
236.840 3% DANVILLE FRANCHISE TAX	9/02/2008	2.28CR	8/2008			BLISTU	1
	9/10/2008	2.85CR	8/2008			BLISTU	1
	9/17/2008	1,301.76CR	8/2008			BLISTU	1
	9/25/2008	455.68CR	9/2008			BLISTU	1
		1,762.57CR*			*		
236.850 HARRODSBURG FRANCHISE TAX	9/02/2008	480.28CR	8/2008			BLISTU	1
	9/17/2008	756.85CR	8/2008			BLISTU	1
		1,237.13CR*			*		
236.860 JUNCTION CITY FRANCHISE TAX	9/10/2008	1.44CR	8/2008			BLISTU	1
	9/17/2008	247.32CR	8/2008			BLISTU	1
	9/25/2008	53.74CR	9/2008			BLISTU	1
		302.50CR*			*		
236.900 BURGIN CITY SCHOOL TAX	9/02/2008	1,063.80CR	8/2008			BLISTU	1
	9/10/2008	2.31CR	8/2008			BLISTU	1
	9/25/2008	5.11CR	9/2008			BLISTU	1
		1,071.22CR*			*		
236.910 BOYLE COUNTY SCHOOL TAX	9/02/2008	697.40CR	8/2008			BLISTU	1
	9/10/2008	38.92CR	8/2008			BLISTU	1
	9/17/2008	11,285.61CR	8/2008			BLISTU	1
		1,388.40CR	9/2008			BLISTU	1
		13,410.33CR*			*		
236.920 STANFORD FRANCHISE TAX	9/10/2008	4.23CR	8/2008			BLISTU	1
	9/17/2008	3.52CR	8/2008			BLISTU	1
	9/25/2008	1,053.73CR	9/2008			BLISTU	1
		1,061.48CR*			*		
236.930 GARRARD COUNTY SCHOOL TAX	9/02/2008	7,944.41CR	8/2008			BLISTU	1
	9/10/2008	7.68CR	8/2008			BLISTU	1
	9/17/2008	941.18CR	8/2008			BLISTU	1
		8,461.06CR	9/2008			BLISTU	1
		17,354.33CR*			*		

\* \* \* INTER-COUNTY ENERGY \* \* \*

Sales Journal from 9/01/2008 to 9/30/2008

BilliProcess

G/L Account	Date	Amount	Rev M/Y	Utl	Usage	Source	Seq
236.940 MERCER COUNTY SCHOOL TAX	9/02/2008	2,993.61CR	8/2008			BLISTU	1
	9/10/2008	12.98CR	8/2008			BLISTU	1
	9/17/2008	1,736.15CR	8/2008			BLISTU	1
	9/25/2008	2,500.20CR	9/2008			BLISTU	1
		7,242.94CR*			*		
236.950 LARUE COUNTY SCHOOL TAX	9/02/2008	5.69CR	8/2008			BLISTU	1
	9/10/2008	418.03CR	8/2008			BLISTU	1
	9/25/2008	3.05CR	9/2008			BLISTU	1
		426.77CR*			*		
236.960 CASEY COUNTY SCHOOL TAX	9/02/2008	337.45CR	8/2008			BLISTU	1
	9/10/2008	3,586.74CR	8/2008			BLISTU	1
	9/17/2008	1,865.62CR	8/2008			BLISTU	1
	9/25/2008	2.33CR	9/2008			BLISTU	1
		5,792.14CR*			*		
236.970 DANVILLE CITY SCHOOL TAX	9/02/2008	2.28CR	8/2008			BLISTU	1
	9/17/2008	34.55CR	8/2008			BLISTU	1
	9/25/2008	430.78CR	9/2008			BLISTU	1
		467.61CR*			*		
236.980 ROCKCASTLE COUNTY SCHOOL TAX	9/02/2008	114.48CR	8/2008			BLISTU	1
		114.48CR*			*		
236.990 NELSON COUNTY SCHOOL TAX	9/02/2008	67.79CR	8/2008			BLISTU	1
	9/10/2008	1,261.73CR	8/2008			BLISTU	1
	9/17/2008	.26CR	8/2008			BLISTU	1
		1,329.78CR*			*		
240.000 INTEREST	9/02/2008	105.51	8/2008	O		BLISTU	1
	9/10/2008	144.34	8/2008	O		BLISTU	1
	9/17/2008	140.64	8/2008	O		BLISTU	1
	9/03/2008	1,998.66CR	9/2008	O		UBDRPLJ	1
	9/25/2008	199.56	9/2008	O		BLISTU	1
		1,408.61CR*			*		
431.000 "OTHER" INTEREST ACCOUNT	9/03/2008	1,998.66	9/2008	O		UBDRPLJ	1
		1,998.66 *			*		
440.100 RESIDENTIAL REVENUE	9/02/2008	602,761.80CR	8/2008	E	6,641,450	BLISTU	1
	9/10/2008	355,855.16CR	8/2008	E	3,926,282	BLISTU	1
	9/17/2008	828,521.10CR	8/2008	E	9,137,278	BLISTU	1
	9/25/2008	725,779.88CR	9/2008	E	8,034,527	BLISTU	1
		2,512,917.94CR*			27,739,537 *		
440.110 FUEL ADJUSTMENT FOR RES RATE	9/02/2008	73,498.28CR	8/2008	E		BLISTU	1
	9/10/2008	43,441.80CR	8/2008	E		BLISTU	1
	9/17/2008	101,100.49CR	8/2008	E		BLISTU	1
	9/25/2008	48,491.83CR	9/2008	E		BLISTU	1
		266,532.40CR*			*		