



FLEMING-MASON ENERGY
COOPERATIVE, INC.

P.O. Box 328 • FLEMINGSBURG, KENTUCKY 41041 • (606) 845-2661 • FAX (606) 845-1008

RECEIVED

MAR 03 2009

PUBLIC SERVICE
COMMISSION

February 27, 2009

Mr. Jeff Derouen
Executive Director
Kentucky Public Service Commission
P. O. Box 615
Frankfort, KY 40602

RE: Case No. 2008-00528

Dear Mr. Derouen:

Enclosed are an original and five copies of the information requested by the Public Service Commission on January 23, 2009. We apologize for the delay; the original request was misplaced or never received.

Please contact the office if additional information is needed.

Sincerely,

A handwritten signature in cursive script that reads "Jom K. Hazelrigg".

Jom K. Hazelrigg
CFO

Enclosures

COMMONWEALTH OF KENTUCKY
BEFORE THE PUBLIC SERVICE COMMISSION

RECEIVED
MAR 03 2009
PUBLIC SERVICE
COMMISSION

In the Matter of

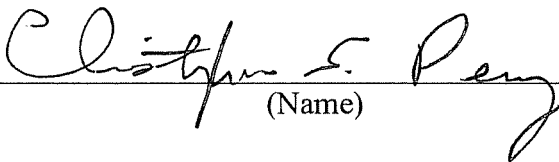
An examination by the Public Service)
Commission of the Application of the)
Fuel Adjustment Clause of Fleming-)
Mason Energy Cooperative, Inc. from)
November 1, 2006 to October 31, 2008.)

Case No. 2008-00528

AFFIDAVIT


The affiant, Christopher S. Perry, President and Chief Executive Officer of Fleming-Mason Energy Cooperative, Inc., P. O. Box 328, Flemingsburg, Kentucky, states that, for the period between November 1, 2006 and October 31, 2008, Fleming-Mason Energy Cooperative, Inc. has operated in compliance with each and every provision of the uniform fuel adjustment clause, as prescribed in 807 KAR 5:056E, and that no inquiries or complaints regarding the fuel adjustment have been received during said period.

Witness my hand this 27th day of February, 2009



(Name)

Subscribed and sworn before me the 27th day of February, 2009.



Notary Public

My commission expires: June 20, 2010

FLEMING-MASON ENERGY COOPERATIVE, INC

CASE NO. 2008-00528

APPENDIX A

ITEM 1

WITNESS: Joni Hazelrigg

FLEMING-MASON ENERGY COOPERATIVE INC.

12-MONTH AVERAGE LINE LOSS (EXCLUDING INLAND CONTAINER)

NOVEMBER, 2006 - OCTOBER, 2008

MONTH	KWH PURCHASED	KWH SOLD	OFFICE USE	TOTAL UNACCOUNTED FOR	LINE LOSS FOR MONTH %	12 MONTH LINE LOSS %
Nov-06	51,389,789 624,079,500	50,247,754 600,114,444	31,354 364,916	1,110,681 23,600,140	2.20%	3.80%
Dec-06	58,109,310 616,266,450	54,342,130 594,758,162	103,144 401,780	3,664,036 21,106,508	6.30%	3.40%
Jan-07	61,984,051 621,172,152	56,503,321 595,012,011	96,258 438,838	5,384,472 25,721,303	8.70%	4.10%
Feb-07	65,260,636 629,231,799	63,820,228 603,269,555	116,331 498,873	1,324,077 25,463,371	2.00%	4.00%
Mar-07	52,580,060 626,624,641	52,921,683 603,451,500	49,171 514,524	-390,794 22,658,617	-0.70%	3.60%
Apr-07	47,860,266 631,217,858	45,771,032 604,955,287	42,022 538,389	2,047,212 25,724,182	4.30%	4.10%
May-07	46,709,385 631,950,914	43,966,182 605,727,041	26,938 549,628	2,716,265 25,674,245	5.80%	4.10%
Jun-07	49,868,801 634,733,164	49,318,005 609,366,228	31,580 563,942	519,216 24,802,994	1.00%	3.90%
Jul-07	50,034,190 630,817,798	48,730,488 606,039,917	32,154 577,631	1,271,548 24,200,250	2.50%	3.80%
Aug-07	58,499,363 634,709,362	53,225,831 607,791,486	40,189 597,441	5,233,343 26,320,435	8.90%	4.10%
Sep-07	49,010,486 640,340,944	48,617,074 612,571,540	37,234 622,315	356,178 27,147,089	0.70%	4.20%
Oct-07	47,706,444 639,012,781	46,121,441 613,585,169	27,369 633,744	1,557,634 24,793,868	3.30%	3.90%
Nov-07	52,568,871 640,191,863	48,994,642 612,332,057	61,081 663,471	3,513,148 27,196,335	6.70%	4.20%
Dec-07	60,103,141 642,185,694	56,327,886 614,317,813	87,660 647,987	3,687,595 27,219,894	6.10%	4.20%

FLEMING-MASON ENERGY COOPERATIVE INC.

12-MONTH AVERAGE LINE LOSS (EXCLUDING INLAND CONTAINER)

NOVEMBER, 2006 - OCTOBER, 2008

MONTH	KWH PURCHASED	KWH SOLD	OFFICE USE	TOTAL UNACCOUNTED FOR	LINE LOSS FOR MONTH %	12 MONTH LINE LOSS %
Jan-08	69,248,622 649,450,265	63,563,570 621,378,062	107,017 658,746	5,578,035 27,413,457	8.10%	4.20%
Feb-08	61,013,433 645,203,062	60,891,426 618,449,260	102,941 645,356	19,066 26,108,446	0.00%	4.00%
Mar-08	57,342,710 649,965,712	55,876,485 621,404,062	73,183 669,368	1,393,042 27,892,282	2.40%	4.30%
Apr-08	44,658,472 646,763,918	44,579,353 620,212,383	39,857 667,203	39,262 25,884,332	0.10%	4.00%
May-08	43,449,910 643,504,443	42,032,680 618,278,881	25,636 665,901	1,391,594 24,559,661	3.20%	3.80%
Jun-08	49,399,314 643,034,956	46,642,423 615,603,299	28,614 662,935	2,728,277 26,768,722	5.50%	4.20%
Jul-08	52,541,779 645,542,545	50,482,840 617,355,651	33,349 664,130	2,025,590 27,522,764	3.90%	4.30%
Aug-08	50,416,745 637,459,927	47,530,711 611,660,531	32,613 656,554	2,853,421 25,142,842	5.70%	3.90%
Sep-08	46,362,472 634,811,913	46,368,892 609,412,349	26,254 645,574	-32,674 24,753,990	-0.10%	3.90%
Oct-08	46,204,766 633,310,235	43,494,713 606,785,621	39,161 657,366	2,670,892 25,867,248	5.80%	4.10%

FLEMING-MASON ENERGY COOPERATIVE, INC.

System Loss Summary

Fleming-Mason continuously monitors the system for ways to reduce losses by both deenergizing unused equipment and planning future circuits.

The Cooperative has been upgrading its system from 7,200 to 14,400 volts for several years and continues to develop work plans to identify circuits which may be improved.

The right-of-way program has been expanded to reduce losses and improve system reliability. In addition to crews doing normal clearing, the Cooperative continues letting contracts to clear circuits in sections.

Substations have either been added or planned to provide reliability to the system and shorten circuits. Reducing load and length on circuits will further reduce losses.

FLEMING-MASON ENERGY COOPERATIVE, INC

CASE NO. 2008-00528

APPENDIX A

ITEM 2

WITNESS: Joni Hazelrigg

FLEMING-MASON ENERGY COOPERATIVE, INC

(Over) or Under Recovery of Fuel Cost
November 1, 2006 thru October 31, 2008
(Excluding Inland Container)

MONTH	FUEL ADJ BILLED	OFFICE USE	FUEL ADJ REVENUE	FUEL ADJ COST	BALANCE FOR		CUMULATIVE	
					(OVER)	UNDER	BALANCE	(OVER) UNDER
NOV '06	399,502.15	249.27	399,751.42	374,474.28	(25,277.14)		(28,573.34)	
DEC '06	174,301.21	267.14	174,568.35	128,131.65	(46,436.70)		(75,010.04)	
JAN '07	244,119.05	471.67	244,590.72	273,984.86	29,394.14		(45,615.90)	
FEB '07	438,822.07	739.87	439,561.94	380,633.30	(58,928.64)		(104,544.54)	
MAR '07	465,821.20	708.06	466,529.26	550,826.14	84,296.88		(20,247.66)	
APR '07	660,630.43	369.79	661,000.22	726,617.36	65,617.14		45,369.48	
MAY '07	466,468.79	286.09	466,754.88	490,150.88	23,396.00		68,765.48	
JUNE '07	984,136.75	629.39	984,766.14	892,842.14	(91,924.00)		(23,158.52)	
JULY '07	330,310.78	218.32	330,529.10	324,603.00	(5,926.10)		(29,084.62)	
AUGUST '07	277,101.56	209.38	277,310.94	250,808.00	(26,502.94)		(55,587.56)	
SEPT '07	7,275.00	5.96	7,280.96	8,698.90	1,417.94		(54,169.62)	
OCT '07	394,906.35	234.00	395,140.35	401,848.06	6,707.71		(47,461.91)	
NOV '07	173,393.30	216.24	173,609.54	161,709.94	(11,899.60)		(59,361.51)	
DEC '07	82,136.72	127.99	82,264.71	73,470.71	(8,794.00)		(68,155.51)	
JAN '08	48,861.26	82.40	48,943.66	44,598.40	(4,345.26)		(72,500.77)	
FEB '08	372,654.51	630.00	373,284.51	406,006.00	32,721.49		(39,779.28)	
MAR '08	382,143.06	517.40	382,660.46	412,985.74	30,325.28		(9,454.00)	
APR '08	281,278.36	251.50	281,529.86	347,532.49	66,002.63		56,548.63	
MAY '08	414,802.97	262.77	415,065.74	438,055.28	22,989.54		79,538.17	
JUNE '08	480,332.72	284.40	480,617.12	414,469.63	(66,147.49)		13,390.68	
JULY '08	288,220.67	190.75	288,411.42	271,466.54	(16,944.88)		(3,554.20)	
AUG '08	540,213.14	367.22	540,580.36	566,979.51	26,399.15		22,844.95	
SEPT '08	267,754.50	151.75	267,906.25	279,001.12	11,094.87		33,939.82	
OCT '08	486,056.09	437.03	486,493.12	496,975.15	10,482.03		44,421.85	

FLEMING-MASON ENERGY COOPERATIVE, INC.
BILLING STATISTICS - INLAND CONTAINER ELECTRIC
November, 2006 - October, 2008

MONTH	TOTAL KWH PURCHASED	TOTAL KWH SOLD	FUEL ADJ REVENUE	FUEL ADJ COST
NOV '06	17,130,566	17,130,566	43,854.25	43,854.25
DEC '06	19,064,761	19,064,761	98,183.52	98,183.52
JAN '07	19,271,493	19,271,493	132,780.59	132,780.59
FEB '07	17,315,559	17,315,559	138,351.32	138,351.32
MAR '07	19,366,433	19,366,433	289,334.51	289,334.51
APR '07	18,224,234	18,224,234	154,541.50	154,541.50
MAY '07	19,139,988	19,139,988	342,156.99	342,156.99
JUNE '07	19,026,321	19,026,321	114,918.98	114,918.98
JULY '07	19,462,794	19,462,794	133,320.14	133,320.14
AUGUST '07	19,322,259	19,322,259	4,830.56	4,830.56
SEPT '07	18,864,607	18,864,607	164,876.67	164,876.67
OCT '07	19,602,744	19,602,744	65,865.22	65,865.22
NOV '07	14,924,710	14,924,710	18,954.38	18,954.38
DEC '07	20,795,934	20,795,934	19,548.18	19,548.18
JAN '08	20,198,742	20,198,742	120,990.46	120,990.46
FEB '08	19,330,997	19,330,997	132,224.02	132,224.02
MAR '08	20,593,600	20,593,600	113,058.86	113,058.86
APR '08	19,635,627	19,635,627	179,273.27	179,273.27
MAY '08	20,766,092	20,766,092	166,544.06	166,544.06
JUNE '08	20,012,293	20,012,293	100,661.83	100,661.83
JULY '08	20,295,215	20,295,215	244,557.34	244,557.34
AUG '08	18,657,451	20,472,236	120,172.03	120,172.03
SEPT '08	20,175,267	20,175,267	204,778.96	204,778.96
OCT '08	19,621,894	19,621,894	283,732.59	283,732.59

FLEMING-MASON ENERGY COOPERATIVE, INC.
BILLING STATISTICS - INLAND CONTAINER STEAM
November, 2006 - October, 2008

MONTH	TOTAL KWH PURCHASED	TOTAL KWH SOLD	FUEL ADJ REVENUE	FUEL ADJ COST
NOV '06	191,680.500	191,680.500	54,392.00	54,392.00
DEC '06	212,053.300	212,053.300	121,094.00	121,094.00
JAN '07	217,215.400	217,215.400	165,930.00	165,930.00
FEB '07	207,166.700	207,166.700	183,427.00	183,427.00
MAR '07	216,845.500	216,845.500	359,165.00	359,165.00
APR '07	188,217.600	188,217.600	176,874.00	176,874.00
MAY '07	186,632.400	186,632.400	366,473.00	366,473.00
JUNE '07	177,904.200	177,904.200	119,129.00	119,129.00
JULY '07	179,420.600	179,420.600	136,260.00	136,260.00
AUGUST '07	177,455.600	177,455.600	4,919.00	4,919.00
SEPT '07	175,682.500	175,682.500	170,148.00	170,148.00
OCT '07	192,456.000	192,456.000	71,707.00	71,707.00
NOV '07	151,294.900	151,294.900	21,306.00	21,306.00
DEC '07	223,434.100	223,434.100	23,279.00	23,279.00
JAN '08	234,551.300	234,551.300	155,769.00	155,769.00
FEB '08	225,610.600	225,610.600	171,131.00	171,131.00
MAR '08	227,666.100	227,666.100	138,544.00	138,544.00
APR '08	197,812.330	197,812.330	200,215.00	200,215.00
MAY '08	202,730.330	202,730.330	180,264.00	180,264.00
JUNE '08	183,307.300	183,307.300	102,178.00	102,178.00
JULY '08	178,469.700	178,469.700	238,409.00	238,409.00
AUG '08	186,905.500	186,905.500	121,576.00	121,576.00
SEPT '08	183,158.000	183,158.000	206,129.00	206,129.00
OCT '08	194,765.200	194,765.200	312,237.00	312,237.00

FLEMING-MASON ENERGY COOPERATIVE, INC

CASE NO. 2008-00528

APPENDIX A

ITEM 3

WITNESS: Joni Hazelrigg

FLEMING-MASON ENERGY COOPERATIVE, INC.
RECONCILIATION OF MONTHLY REVENUE REPORTS
TO MONTHLY FUEL COST RECOVERY

MONTH	FUEL ADJ BILLED	ADJ AFFECTING CURRENT MONTH'S FUEL ADJUSTMENT	GROSS FUEL ADJ. (COLUMN 1 OF REVENUE REPORTS)
Nov-06	443,356.40	(275.02)	443,631.42
Dec-06	238,808.63	(143.49)	238,952.12
Jan-07	409,680.24	(295.82)	409,976.06
Feb-07	544,392.79	(526.07)	544,918.86
Mar-07	755,155.79	(248.37)	755,404.16
Apr-07	815,171.93	(2,312.48)	817,484.41
May-07	808,625.78	(1,826.47)	810,452.25
Jun-07	1,099,055.73	(1,225.62)	1,100,281.35
Jul-07	663,630.92	199,000.90	464,630.02
Aug-07	281,932.12	(1,064.30)	282,996.42
Sep-07	172,151.67	(513.96)	172,665.63
Oct-07	460,771.57	(112.56)	460,884.13
Nov-07	192,347.68	(233.93)	192,581.61
Dec-07	101,684.90	(147.03)	101,831.93
Jan-08	169,851.72	(140.42)	169,992.14
Feb-08	504,878.53	(69.21)	504,947.74
Mar-08	495,201.92	(756.62)	495,958.54
Apr-08	460,551.63	(321.90)	460,873.53
May-08	581,347.03	(640.84)	581,987.87
Jun-08	580,994.55	(85,984.21)	666,978.76
Jul-08	532,777.67	(2,670.47)	535,448.14
Aug-08	660,385.17	(5,299.56)	665,684.73
Sep-08	472,533.46	(462.73)	472,996.19
Oct-08	769,788.68	(3,116.56)	772,905.24

GRAND TOTALS

	----- THIS YEAR -----		
	GROSS	ADJUSTMENTS	NET/MONTH
ENERGY	3830329.42 ✓	613.71-	3829715.71 ✓
FUEL	443631.42 ✓	275.02-	443356.40 ✓
DEMAND	.00	.00	.00
LIGHTS	52754.65 ✓	191.47-	52563.18 ✓
INVESTMENT	.00	.00	.00
RENTAL/EQUIPMENT	.00	.00	.00
LM CREDITS	.00	.00	.00
INTEREST	566.12-	.00	566.12-
CONTRACT	685.44	.00	685.44
TOTAL ****	4326834.81 ✓	1080.20-	4325754.61
STATE TAX	69847.19	303.95-	69543.24
LOCAL TAX	92630.66	195.20-	92435.46
FRANCHISE TAX	.00	.00	.00
TOTAL ****	162477.85	499.15-	161978.70
PENALTY	.00	22368.10	22368.10
REOCUR CHARGES	4918.50		4918.50
MISC CHARGES	16741.98		16741.98
OTHER CHARGES	510.56		510.56
OTHER AMT 1	.00	.00	.00
O R AMT 3	389679.32 ✓	78502.12	468181.44
TOTAL ****	411850.36	78502.12	490352.48
ANCILLARY SERVICES	39854.58		39854.58
MEMBERSHIPS	1040.00		1040.00
DEPOSITS	7780.00		7780.00
OTHER DEPS	.00		.00
TOTAL ****	8820.00		8820.00
GRAND TOTAL ****	4949837.60	99290.87	5049128.47

PRG CLASSREG
FLEMING MASON ENERGY

REVENUE REPORT
REGISTER DATE 12/06

GRAND TOTALS

	THIS YEAR		
	GROSS	ADJUSTMENTS	NET/MONTH
ENERGY	4032558.95	1014.02-	4031544.93
FUEL ---	238952.12	143.49-	238808.63
DEMAND	.00	00	00
LIGHTS	52879.19	211.59-	52667.60
INVESTMENT	00	00	00
RENTAL/EQUIPMENT	00	00	00
LM CREDITS	00	00	00
INTEREST	26785.15-	00	26785.15-
CONTRACT	288.08	00	288.08
TOTAL ****	4297893.19	1369.10-	4296524.09
STATE TAX	58481.54	688.73-	57792.81
LOCAL TAX	90171.90	356.52-	89815.38
FRANCHISE TAX	00	00	00
TOTAL ****	148653.44	1045.25-	147608.19
PENALTY	00	33176.97	33176.97
REDCUR CHARGES	4918.50		4918.50
MISC CHARGES	16335.00		16335.00
OTHER CHARGES	274.70		274.70
OTHER AMT 1	00	00	00
OTHER AMT 3	353165.31	52904.92	406070.23
TOTAL ****	374693.51	52904.92	427598.43
ANCILLARY SERVICES	40496.66		40496.66
MEMBERSHIPS	350.00		350.00
DEPOSITS	3779.00		3779.00
OTHER DEPS	00		00
TOTAL ****	4129.00		4129.00
GRAND TOTAL ****	4865865.80	83667.54	4949533.34

PRO CLASSREG
FLEMING MASON ENERGY

REVENUE REPORT
REGISTER DATE 1/07

BILL

GRAND TOTALS

----- THIS YEAR -----

	GROSS	ADJUSTMENTS	NET/MONTH
ENERGY	4,280,362.02 4313142.62	4348.90-	4276013.12 4308793.72
FUEL	409,976.06 <u>377195.46</u>	295.82-	376899.64
DEMAND	00	00	409,680.24 00
LIGHTS	52599.95	48.93-	52551.02
INVESTMENT	00	00	00
RENTAL/EQUIPMENT	00	00	00
LM CREDITS	00	00	00
INTEREST	132.99-	00	132.99-
CONTRACT	104.31	289.17	393.48
TOTAL ****	4742909.35	4404.48-	4738504.87
STATE TAX	69592.81	376.31-	69216.50 ✓
LOCAL TAX	101054.09	278.78-	100775.31 ✓
FRANCHISE TAX	00	00	00
TOTAL ****	170646.90	655.09-	169991.81
PENALTY	00	37406.92	37406.92
EDCCUR CHARGES	4918.50		4918.50
MISC CHARGES	14140.00		14140.00
OTHER CHARGES	00		00
OTHER AMT 1	00	00	00
OTHER AMT 3	355657.37	65371.71	421029.08
TOTAL ****	374715.87	65371.71	440087.58
ANCILLARY SERVICES	38660.43		38660.43
MEMBERSHIPS	545.00		545.00
DEPOSITS	1435.00-		1435.00-
OTHER DEFS	00		00
TOTAL ****	890.00-		890.00-
GRAND TOTAL ****	5326042.55	97719.06	5423761.61

PRG. CLASSREG
FLEMING MASON ENERGY

REVENUE REPORT
REGISTER DATE 2/07

BILL

GRAND TOTALS

THIS YEAR

	GROSS	ADJUSTMENTS	NET/MONTH
ENERGY	4,648,753.34 4,687,104.67	6406.07-	4,642,347.27 4,680,698.60
FUEL	544,918.86 506,567.53	526.07-	506,041.46
DEMAND	.00	.00	544,392.79 .00
LIGHTS	52865.83	38.18-	52827.65
INVESTMENT	.00	.00	.00
RENTAL/EQUIPMENT	.00	.00	.00
LM CREDITS	.00	.00	.00
INTEREST	295.15-	.00	295.15-
CONTRACT	255.45-	.00	255.45-
TOTAL ****	5245987.43	6970.32-	5239017.11
STATE TAX	68515.56	565.24-	67950.32
LOCAL TAX	118850.13	456.76-	118393.37
FRANCHISE TAX	.00	.00	.00
TOTAL ****	187365.69	1022.00-	186343.69
PENALTY	.00	21670.54	21670.54
REDCUR CHARGES	4917.22		4917.22
ISC CHARGES	74507.77		74507.77
OTHER CHARGES	2575.53		2575.53
OTHER AMT 1	.00	.00	.00
OTHER AMT 3	395081.38	56365.63	451447.01
TOTAL ****	477081.90	56365.63	533447.53
ANCILLARY SERVICES	39590.68		39590.68
MEMBERSHIPS	605.00		605.00
DEPOSITS	4751.00		4751.00
OTHER DEPS	.00		.00
TOTAL ****	5356.00		5356.00
GRAND TOTAL ****	5955381.70	70043.85	6025425.55

PRG. CLASSREG
FLEMING MASON ENERGY

REVENUE REPORT
REGISTER DATE 3/07

BILL MOYR 3/07

RUN DATE 04/16/07 08:08 AM
PAGE 33

	GROSS	ADJUSTMENTS	REVENUE REPORT		YTD	% CHG	LAST YEAR		YTD	% CHG
			THIS YEAR	NEW/MONTH			MONTH	% CHG		
ENERGY	4277790.77	2332.31-	446492.98	13454285.30	4154058.08	.32	12966984.40	1.03	12966984.40	1.03
FUEL	755404.14	248.37-	565821.27	1448762.37	556543.25	.31	1745751.52	.82	1745751.52	.82
DEMAND	56669.64	.00	56669.64	.00	.00	.00	.00	.00	.00	.00
LIGHTS	52745.43	246.87-	52498.56	157877.23	51722.51	.33	154339.06	1.02	154339.06	1.02
INVESTMENT	.00	.00	.00	.00	.00	.00	.00	.00	.00	.00
RENTAL/EQUIPMENT	.00	.00	.00	.00	.00	.00	.00	.00	.00	.00
LM CREDITS	.00	.00	.00	.00	.00	.00	.00	.00	.00	.00
INTEREST	532.63-	.00	532.63-	960.77-	233.99-	.00	30831.65-	.03	30831.65-	.03
CONTRACT	691.89	122.35	814.24	952.27	1313.26	.45	2859.42	.33	2859.42	.33
TOTAL ****	5086099.62	2705.20-	5083394.42	15060916.40	4763403.11	.32	14839102.75	1.01	14839102.75	1.01
STATE TAX	89405.69	777.27-	88628.42	225795.24	95012.86	.33	282416.18	.79	282416.18	.79
LOCAL TAX	105288.37	415.88-	104872.49	324041.17	105924.04	.31	334255.71	.96	334255.71	.96
FRANCHISE TAX	.00	.00	.00	.00	.00	.00	.00	.00	.00	.00
TOTAL ****	194694.06	1193.15-	193500.91	549836.41	200936.90	.32	616671.89	.89	616671.89	.89
PENALTY	.00	44995.13	44995.13	104072.59	31113.90	.29	104213.33	.99	104213.33	.99
REOCURR CHARGES	4920.52		4920.52	14756.24	4924.00	.33	14779.70	.99	14779.70	.99
MISC CHARGES	59863.00		59863.00	148510.77	15951.80	.29	53786.80	2.76	53786.80	2.76
OTHER CHARGES	74.34		74.34	2649.87	135.38	.30	439.48	6.02	439.48	6.02
OTHER AMT 1	.00		.00	.00	35.75	.29	121.00	.00	121.00	.00
OTHER AMT 3	446273.41		53777.46	1372526.96	385947.55	.33	1153005.49	1.19	1153005.49	1.19
TOTAL ****	511131.27	53777.46	564908.73	1538443.84	406994.48	.33	1222132.47	1.25	1222132.47	1.25
ANCILLARY SERVICES	39768.14		39768.14							
MEMBERSHIPS	365.00		365.00	1515.00	785.00	.47	1670.00	.90	1670.00	.90
DEPOSITS	5385.00		5385.00	8701.00	4105.00	.33	12280.00	.70	12280.00	.70
OTHER DEPS	.00		.00	.00	.00	.00	.00	.00	.00	.00
TOTAL ****	5750.00		5750.00	10216.00	4890.00	.35	13950.00	.73	13950.00	.73
GRAND TOTAL ****	5837443.09	94874.24	5932317.33	17263485.24	5407338.39	.32	16796070.44	1.02	16796070.44	1.02

PRG. CLASSREG
FLEMING MASON ENERGY

REVENUE REPORT
REGISTER DATE 4/07

BILL MOVR 4/07

RUN DATE 05/17/07 09:49 AM
PAGE 33

	GROSS	ADJUSTMENTS		NET/MONTH	YTD	% CHG	MONTH	% LAST	YEAR	YTD	% CHG
		THIS YEAR	PREVIOUS YEAR								
ENERGY	3979483.50	9501.63	-3715440.32	566983.18	17424267.17	.22	3578999.36	.21	16545983.76	1.05	
FUEL	723883.36	2312.48	-815171.92	721578.88	2170333.25	.33	408376.08	.18	2154127.60	1.00	
DEMAND	54638.87	114.44	54524.43	212401.66	51893.34	.25	51893.34	.25	206232.40	1.02	
LIGHTS	.00	.00	.00	.00	.00	.00	.00	.00	.00	.00	
INVESTMENT	.00	.00	.00	.00	.00	.00	.00	.00	.00	.00	
RENTAL/EQUIPMENT	.00	.00	.00	.00	.00	.00	.00	.00	.00	.00	
IM CREDITS	761.37	.00	.00	761.37	1722.14	.44	407.49	.01	31239.14	.05	
INTEREST	1808.80	.00	.00	1808.80	2761.07	.65	1464.14	1.04	1395.28	1.97	
CONTRACT											
TOTAL ****	4759053.16	11928.55	-4747124.61	1980804.10	4037397.15	.23	4037397.15	.21	18876499.90	1.04	
STATE TAX	86585.59	2111.05	84474.54	310269.78	84856.16	.23	84856.16	.23	367272.34	.84	
LOCAL TAX	98239.87	1236.31	97003.56	421044.73	85761.53	.23	85761.53	.20	420017.24	1.00	
FRANCHISE TAX	.00	.00	.00	.00	.00	.00	.00	.00	.00	.00	
TOTAL ****	184825.46	3347.36	181478.10	731314.51	170617.69	.24	170617.69	.21	787289.58	.92	
PENALTY	.00	41322.91	41322.91	145395.50	32109.11	.28	32109.11	.23	136322.44	1.06	
REOCUR CHARGES	4918.50	4918.50	4918.50	19674.74	4924.73	.24	4924.73	.24	19704.43	.99	
MISC CHARGES	66487.00	66487.00	66487.00	214997.77	18580.00	.30	18580.00	.25	72366.80	2.97	
OTHER CHARGES	287.95	287.95	287.95	2937.82	433.18	.09	433.18	.49	872.66	3.36	
OTHER AMT 1	.00	.00	.00	.00	35.75	.00	35.75	.22	156.75	.00	
OTHER AMT 3	420453.66	91996.63	512450.29	1884977.25	356598.93	.27	356598.93	.23	1509604.42	1.24	
TOTAL ****	492147.11	91996.63	584143.74	2122587.58	380572.59	.27	380572.59	.23	1602705.06	1.32	
ANCILLARY SERVICES	41302.90	41302.90	41302.90	145395.50	32109.11	.28	32109.11	.23	136322.44	1.06	
MEMBERSHIPS	265.00	265.00	265.00	1780.00	105.00	.14	105.00	.06	1565.00	1.13	
DEPOSITS	2250.00	2250.00	2250.00	10951.00	2150.00	.14	2150.00	.00	14430.00	.75	
OTHER DEPS	.00	.00	.00	.00	.00	.00	.00	.00	.00	.00	
TOTAL ****	2515.00	2515.00	2515.00	12731.00	2045.00	.19	2045.00	.12	15995.00	.79	
GRAND TOTAL ****	5479843.63	118043.63	5597887.26	22820069.60	4622741.54	.24	4622741.54	.21	21418811.98	1.06	

PRG. CLASSRGG
FLEMING MASON ENERGY

REVENUE REPORT
REGISTER DATE 5/07

BILL MOYR 5/07

RUN DATE 06/18/07 08:02 AM
PAGE 33

	GROSS	ADJUSTMENTS		NET/MONTH	YTD	% CHG	MONTH	LAST	YEAR	
		THIS YEAR	PREVIOUS YEAR						CHG	YTD
ENERGY	4136367.55	900.88	3891,196.62	4132566.43	21561535.60	.19	3763302.41	.18	20309286.17	1.06
FUEL	565281.32	1826.47	810,452.25	562454.95	2733788.10	.20	397437.43	.15	2551565.03	1.07
DEMAND	.00	.00		808,625.78	266617.57	.20	51990.53	.20	258222.93	1.03
LIGHTS	54235.78	19.87		54215.91	.00	.00	.00	.00	.00	.00
INVESTMENT	.00	.00		.00	.00	.00	.00	.00	.00	.00
RENTAL/EQUIPMENT	.00	.00		.00	.00	.00	.00	.00	.00	.00
IM CREDITS	.00	.00		.00	.00	.00	.00	.00	.00	.00
INTEREST	676.61	.00		676.61	2398.75	.28	462.88	.01	31702.02	.07
CONTRACT	2575.64	.00		2575.64	5336.71	.48	1189.86	.46	2585.14	2.06
TOTAL ****	4757783.68	945.46		4756838.22	24564879.23	.19	4213457.35	.18	23089957.25	1.06
STATE TAX	94027.20	1748.99		92278.21	402547.99	.22	88514.09	.19	455786.43	.88
LOCAL TAX	91938.71	897.76		91040.95	512085.68	.17	82538.78	.16	502556.02	1.01
FRANCHISE TAX	.00	.00		.00	.00	.00	.00	.00	.00	.00
TOTAL ****	185965.91	2646.75		183319.16	914633.67	.20	171052.87	.17	958342.45	.95
PENALTY	.00	22182.94		22182.94	167578.44	.13	24169.13	.15	160491.57	1.04
REOCUR CHARGES	335.50			335.50	20010.24	.01	4924.55	.19	24628.98	.81
MISC CHARGES	9705.00			9705.00	224702.77	.04	18860.00	.20	91226.80	2.46
OTHER CHARGES	631.69	.00		631.69	3569.51	.17	594.97	.40	1467.63	2.43
OTHER AMT 1	13.75			13.75	13.75	1.00	35.75	.18	192.50	.07
OTHER AMT 3	375211.10	62458.30		437669.40	2322646.65	.18	368468.32	.19	1878072.74	1.23
TOTAL ****	385897.04	62458.30		448355.34	2570942.92	.17	392883.59	.19	1995588.65	1.28
ANCILLARY SERVICES	37832.98			37832.98						
MEMBERSHIPS	670.00			670.00	2450.00	.27	730.00	.31	2295.00	1.06
DEPOSITS	6885.00			6885.00	17836.00	.38	14525.00	.50	28955.00	.61
OTHER DEBS	.00			.00	.00	.00	.00	.00	.00	.00
TOTAL ****	7555.00			7555.00	20286.00	.37	15255.00	.48	31250.00	.64
GRAND TOTAL ****	5375034.61	81049.03		5456083.64	28238320.26	.19	4816817.94	.18	26235629.92	1.07

PRG. CLASSRERG
FLEMING MASON ENERGY
REVENUE REPORT
REGISTER DATE 6/07
BILL MOYR 6/07
RUN DATE 07/17/07 03:28 PM
PAGE 33

	GROSS	ADJUSTMENTS	REVENUE REPORT		YTD	% CHG	MONTH	LAST YEAR	
			THIS YEAR	REGISTER DATE				% CHG	YTD
ENERGY	4,262,290.18	2194.61	4264484.79	25950240.05	16	3732874.10	15	24042160.27	1.07
FUEL	1,100,381.85	1225.62	1101607.47	3208624.17	.26	501104.57	.16	3052869.60	1.21
DEMAND		.00		0.00	.00	.00	.00	.00	.00
LIGHTS		357.03	54018.81	320636.38	.16	51997.24	.16	310220.17	1.03
INVESTMENT		.00		.00	.00	.00	.00	.00	.00
RENTAL/EQUIPMENT		.00		.00	.00	.00	.00	.00	.00
LM CREDITS		.00		.00	.00	.00	.00	.00	.00
INTEREST		542.82		2941.57	.18	519.48	.01	32221.50	.09
CONTRACT		2182.38		7519.09	.29	891.99	.25	3477.13	2.16
TOTAL ****	5418586.93	611.96	5419198.89	29984078.12	.18	4286348.42	.15	27376305.67	1.09
STATE TAX		107043.52	105587.07	508135.06	.20	80663.72	.15	536450.15	.94
LOCAL TAX		113171.30	112312.60	624398.28	.17	84808.24	.14	587364.26	1.06
FRANCHISE TAX		.00	.00	.00	.00	.00	.00	.00	.00
TOTAL ****	220214.82	2315.15	217899.67	1132533.34	.19	165471.96	.14	1123814.41	1.00
PENALTY		.00	22149.37	189727.81	.11	18882.07	.10	179373.64	1.05
REOCUR CHARGES		325.60	325.60	20335.84	.01	4918.50	.16	29547.48	.68
MISC CHARGES		6670.00	6670.00	231372.77	.02	16280.00	.15	107506.80	2.15
OTHER CHARGES		.00	.00	3569.51	.00	880.43	.37	2348.06	1.52
OTHER AMT 1		13.75	13.75	27.50	.09	19.25	.09	211.75	.12
OTHER AMT 3		372683.90	53993.53	426677.43	.15	362373.00	.16	2240445.74	1.22
TOTAL ****	379693.25	53993.53	433686.78	3004629.70	.14	384471.18	.16	2380059.83	1.26
ANCILLARY SERVICES		39020.66							
MEMBERSHIPS		1045.00	1045.00	3495.00	.29	760.00	.24	3055.00	1.14
DEPOSITS		6531.00	6531.00	24367.00	.26	4245.00	.12	33200.00	.73
OTHER DEPS		.00	.00	.00	.00	.00	.00	.00	.00
TOTAL ****	7576.00		7576.00	27862.00	.27	5005.00	.13	36255.00	.76
GRAND TOTAL ****	6065091.66	74439.71	6139531.37	34338830.97	.17	4860178.63	.15	31095808.55	1.10

PRG. CLASSRES	REVENUE REPORT	REGISTER DATE	BILL MOVR	7/07	RUN DATE	08/16/07	09:56 PM
FLEMING MASON ENERGY	GRAND TOTALS	7/07	7/07	33			
	THIS YEAR	NET/MONTH	YTD	% CHG	MONTH	% CHG	YTD
	YEAR	7/07	7/07		7/07		7/07
ENERGY	4312053.75	190717.31	30104896.64	.13	4100598.46	.14	28142758.73
FUEL	4345373.90	199000.90	4338934.94	.14	493139.20	.13	3545808.80
DEMAND	4343909.87	.00	.00	.00	.00	.00	.00
LIGHTS	54816.67	212.61	375240.44	.14	52000.38	.14	362220.55
INVESTMENT	.00	.00	.00	.00	.00	.00	.00
RENTAL/EQUIPMENT	.00	.00	.00	.00	.00	.00	.00
LM CREDITS	.00	.00	.00	.00	.00	.00	.00
INTEREST	728.12	.00	3669.69	.19	818.00	.02	33039.50
CONTRACT	2212.01	181.00	9550.10	.21	728.70	.17	4205.83
TOTAL ****	4832984.33	7889.98	34824952.43	.13	4645648.74	.14	32021954.41
STATE TAX	101283.45	471.73	608946.78	.16	82639.16	.13	619089.31
LOCAL TAX	103762.47	310.05	727850.70	.14	97395.61	.14	684759.87
FRANCHISE TAX	.00	.00	.00	.00	.00	.00	.00
TOTAL ****	205045.92	781.78	1336797.48	.15	180034.77	.13	1303849.18
PENALTY	.00	36789.50	226517.31	.16	24547.52	.12	203921.16
REOCUR CHARGES	313.50		20649.34	.01	4913.00	.14	34460.48
MISC CHARGES	6385.02		23757.79	.02	17742.88	.14	125249.68
OTHER CHARGES	1380.32		4949.83	.27	1302.10	.35	3650.16
OTHER AMT 1	13.75	.00	41.25	.33	.00	.00	211.75
OTHER AMT 3	416322.31	81901.89	3247548.28	.15	451176.93	.16	2691622.67
TOTAL ****	424414.90	81901.89	3510946.49	.14	475134.91	.16	2855194.74
ANCLARY SERVICES	38920.80						
MEMBERSHIPS	715.00		4210.00	.16	435.00	.12	3490.00
DEPOSITS	5360.00		29727.00	.18	545.00	.01	32655.00
OTHER DEPS	.00		.00	.00	.00	.00	.00
TOTAL ****	6075.00		33937.00	.17	110.00	.00	36145.00
GRAND TOTAL ****	5507440.95	125799.59	5633240.54	.14	5325255.94	.14	36421064.49

4312053.75
4345373.90
4343909.87
4164630.02

4121536.44
415656.59
630310.77
1631620.92

30104896.64
4338934.94
00
375240.44

4100598.46
493139.20
00
52000.38

28142758.73
3545808.80
00
362220.55

1.06
1.22
00
1.03

PRG. CLASSREG FLAMING MASON ENERGY	REVENUE REPORT		BILL MOYR	8/07	RUN DATE	PAGE			
	REGISTER DATE	8/07				09/17/07	10.17 AM		
GRAND TOTALS		THIS YEAR	LAST YEAR		CHG		33		
	GROSS	ADJUSTMENTS	NET/MONTH	YTD	% CHG	MONTH	LAST YEAR	YTD	% CHG
ENERGY	4615976.50	10794.93-	4605181.57	347710078.21	.13	4051290.02	32194048.75	32194048.75	1.07
FUEL	282996.42	1064.30-	281932.12	4620867.06	.06	339302.72	3885111.52	3885111.52	1.18
DEMAND	.00	.00	.00	.00	.00	.00	.00	.00	.00
LIGHTS	57516.41	186.19-	57330.22	432570.66	.13	51883.21	414103.76	414103.76	1.04
INVESTMENT	.00	.00	.00	.00	.00	.00	.00	.00	.00
RENTAL/EQUIPMENT	.00	.00	.00	.00	.00	.00	.00	.00	.00
LM CREDITS	.00	.00	.00	.00	.00	.00	.00	.00	.00
INTEREST	892.88-	.00	892.88-	4562.57-	.19	537.92-	33577.42-	33577.42-	.13
CONTRACT	2283.59	181.90	2465.49	12015.59	.20	1576.23	5782.06	5782.06	2.07
TOTAL ****	4957880.04	11863.52-	4946016.52	39770968.95	.12	4443514.26	36465468.67	36465468.67	1.09
STATE TAX	83047.10	2257.01-	80790.09	689736.87	.11	81483.09	700572.40	700572.40	.98
LOCAL TAX	103562.47	1221.00-	102341.47	830192.17	.12	93996.75	778756.62	778756.62	1.06
FRANCHISE TAX	.00	.00	.00	.00	.00	.00	.00	.00	.00
TOTAL ****	186609.57	3478.01-	183131.56	1519929.04	.12	175479.84	1479329.02	1479329.02	1.02
PENALTY	.00	28874.40	28874.40	255391.71	.11	27833.61	231754.77	231754.77	1.10
REOCUR CHARGES	313.50		313.50	20962.84	.01	4918.50	39378.98	39378.98	.53
MISC CHARGES	5225.00		5225.00	242982.79	.02	16030.41	141280.09	141280.09	1.71
OTHER CHARGES	765.87		765.87	5715.70	.13	61.34	3711.50	3711.50	1.53
OTHER AMT 1	13.75	.00	13.75	55.00	.25	2.75	214.50	214.50	.25
OTHER AMT 3	431543.23	44555.72	476098.95	3723647.23	.12	486563.49	3178186.16	3178186.16	1.17
TOTAL ****	437861.35	44555.72	482417.07	3993363.56	.12	507576.49	3362771.23	3362771.23	1.18
ANCILLARY SERVICES	37558.65		37558.65						
MEMBERSHIPS	535.10		535.10	4745.10	.11	755.00	4245.00	4245.00	1.11
DEPOSITS	5195.00		5195.00	34922.00	.14	8890.00	41545.00	41545.00	.84
OTHER DEPS	.00		.00	.00	.00	.00	.00	.00	.00
TOTAL ****	5730.10		5730.10	39667.10	.14	9645.00	45730.00	45730.00	.86
GRAND TOTAL ****	5625639.71	58088.59	5683728.30	45579320.36	.12	5164049.20	41585113.69	41585113.69	1.09

PRG. CLASSREG
FLEMING MASON ENERGY

REVENUE REPORT
REGISTER DATE 9/07

BILL MOVER 9/07

RUN DATE 10/17/07 10:09 AM
PAGE 33

	GROSS	ADJUSTMENTS	NET / MONTH		YTD	% CHG	MONTH	LAST	YEAR	YTD	% CHG
			THIS YEAR	REGISTER DATE							
ENERGY	4312018.37	4520.32-	4317218.05	39017576.26	3351660.28	.09	35545709.03	1.09			
FUEL	107788.95	513.96-	107274.99	4728142.05	321309.68	.07	4206421.20	1.12			
DEMAND	.00	.00	.00	.00	.00	.00	.00	.00			
LIGHTS	57750.25	222.78-	57527.47	490098.13	52299.13	.11	466402.89	1.05			
INVESTMENT	.00	.00	.00	.00	.00	.00	.00	.00			
RENTAL/EQUIPMENT	.00	.00	.00	.00	.00	.00	.00	.00			
LM CREDITS	.00	.00	.00	.00	.00	.00	.00	.00			
INTEREST	680.62-	.00	680.62-	5243.19-	641.15-	.01	34218.57-	.15			
CONTRACT	2153.74	120.00	2273.74	14289.33	1502.43	.20	7284.49	1.96			
TOTAL ****	4479030.69	5137.06-	4473893.63	44244862.58	3726130.37	.09	40191599.04	1.10			
STATE TAX	88525.99	1143.23-	87382.76	777119.63	58062.21	.07	758634.61	1.02			
LOCAL TAX	94298.82	668.75-	93630.07	923822.24	70431.30	.08	849187.92	1.08			
FRANCHISE TAX	.00	.00	.00	.00	.00	.00	.00	.00			
TOTAL ****	182824.81	1811.98-	181012.83	1700941.87	128493.51	.07	1607822.53	1.05			
PENALTY	.00	30821.63	30821.63	286213.34	30533.71	.11	262288.48	1.09			
REOCUR CHARGES	313.50		313.50	21276.34	4918.50	.11	44297.48	.48			
MISC CHARGES	6590.00		6590.00	249572.79	18437.59	.11	159717.68	1.56			
OTHER CHARGES	568.22		568.22	6283.92	67.92	.01	3779.42	1.66			
OTHER AMT 1	13.75	.00	13.75	68.75	2.75-	.01	211.75	.32			
OTHER AMT 3	395499.60	50468.29	445967.89	4169615.12	463540.45	.12	3641726.61	1.14			
TOTAL ****	402985.07	50468.29	453453.36	4446816.92	486961.71	.12	3849732.94	1.15			
ANCILLARY SERVICES	41631.94		41631.94								
MEMBERSHIPS	1099.90		1099.90	5845.00	910.00	.17	5155.00	1.13			
DEPOSITS	14879.00		14879.00	49801.00	5835.00	.12	47380.00	1.05			
OTHER DEPS	.00		.00	.00	.00	.00	.00	.00			
TOTAL ****	15978.90		15978.90	55646.00	6745.00	.12	52535.00	1.05			
GRAND TOTAL ****	5122451.41	74340.88	5196792.29	50734480.71	4378864.30	.09	45963977.99	1.10			

1247, 141.69
172,665.63

NET / MONTH
4317218.05
172,157.07

✓

PRG. CLASSREG FLEMING MASON ENERGY	REVENUE REPORT		BILL MOVR		RUN DATE				
	REGISTR DATE	10/07	10/07	11/16/07	11:45 AM	33			
	GRAND TOTALS	THIS YEAR	NET/MONTH	YTD	% CHG	MONTH	LAST YEAR	YTD	% CHG
ENERGY	4102995.56	5190.31-	4097805.25	43115381.51	.09	3340536.96	38886245.99	1.10	1.10
FUEL	460884.13	112.56-	460771.57	5188913.62	.08	467743.22	4674164.42	1.11	1.11
DEMAND	.00	.00	.00	.00	.00	.00	.00	.00	.00
LIGHTS	57903.15	82.44-	57820.71	547918.84	.10	52597.43	519000.32	1.05	1.05
INVESTMENT	.00	.00	.00	.00	.00	.00	.00	.00	.00
RENTAL/EQUIPMENT	.00	.00	.00	.00	.00	.00	.00	.00	.00
LM CREDITS	.00	.00	.00	.00	.00	.00	.00	.00	.00
INTEREST	864.55-	.00	864.55-	6107.74-	.14	818.63-	35037.20-	1.17	1.17
CONTRACT	2328.95	.00	2328.95	16618.28	.14	847.41	8131.90	2.04	2.04
TOTAL ****	4623247.24	5385.31-	4617861.93	48862724.51	.09	3860906.39	44052505.43	1.10	1.10
STATE TAX	78667.31	16346.15-	62321.16	839440.79	.07	52277.28	813911.89	1.03	1.03
LOCAL TAX	88440.02	8088.70-	80351.32	1004173.56	.08	72610.78	921798.70	1.08	1.08
FRANCHISE TAX	.00	.00	.00	.00	.00	.00	.00	.00	.00
TOTAL ****	167107.33	24434.85-	142672.48	1843614.35	.07	127888.06	1735710.59	1.06	1.06
PENALTY	.00	22118.31	22118.31	308331.65	.07	25630.20	287918.68	1.07	1.07
REOCUR CHARGES	313.50		313.50	21589.84	.01	4918.50	49215.98	.43	.43
MISC CHARGES	55459.76		55459.76	305032.55	.18	19307.99	179023.67	1.70	1.70
OTHER CHARGES	585.77		585.77	6869.69	.08	114.48	3893.90	1.76	1.76
OTHER AMT 1	13.75	.00	13.75	82.50	.16	.00	211.75	.38	.38
OTHER AMT 3	399269.67	73988.32	473257.99	4642873.11	.10	470246.76	4111973.37	1.12	1.12
TOTAL ****	455642.45	73988.32	529630.77	4976447.69	.10	494587.73	4344320.67	1.14	1.14
ANCILLARY SERVICES	41723.15		41723.15						
MEMBERSHIPS	625.10		625.10	6470.10	.09	645.00	5800.00	1.11	1.11
DEPOSITS	3670.00		3670.00	53471.00	.06	7564.00	54944.00	.97	.97
OTHER DEPS	.00		.00	.00	.00	.00	.00	.00	.00
TOTAL ****	4295.10		4295.10	59941.10	.07	8209.00	60744.00	.98	.98
GRAND TOTAL ****	5292015.27	66286.47	5358301.74	56051059.30	.09	4517221.38	50481199.37	1.11	1.11

PRG. CLASSRGG
FLEMING MASON ENERGY

REVENUE REPORT
REGISTER DATE 11/07

BILL MOYR 11/07

RUN DATE 12/17/07 11:50 AM
PAGE 33

	GRAND TOTALS		YTD		% CHG	LAST YEAR		% CHG
	THIS YEAR	NET/MONTH	YTD	MONTH		YEAR	YTD	
ENERGY	4626413.65	2644.25-	4623769.40	47729150.91	.09	3829715.71	42715961.70	1.11
FUEL	192581.61	233.93-	192347.68	5381261.30	.03	443356.40	5117520.82	1.05
DEMAND	.00	.00	.00	.00	.00	.00	.00	.00
LIGHTS	57895.65	258.96-	57636.69	605555.33	.09	52563.18	571563.50	1.05
INVESTMENT	.00	.00	.00	.00	.00	.00	.00	.00
RENTAL/EQUIPMENT	.00	.00	.00	.00	.00	.00	.00	.00
LM CREDITS	.00	.00	.00	.00	.00	.00	.00	.00
INTEREST	994.22-	.00	994.22-	7101.96-	.13	566.12-	35603.32-	1.19
CONTRACT	1774.19	78.25	1852.44	18470.72	.10	685.44	8817.34	2.09
TOTAL ****	4877670.88	3058.89-	4874611.99	53737336.50	.09	4325754.61	48378260.04	1.11
STATE TAX	100004.51	868.25-	99136.26	938577.05	.10	69543.24	883455.13	1.06
LOCAL TAX	106118.73	506.43-	105612.30	1109785.86	.09	92435.46	1014234.16	1.09
FRANCHISE TAX	.00	.00	.00	.00	.00	.00	.00	.00
TOTAL ****	206123.24	1374.68-	204748.56	2048362.91	.09	161978.70	1897689.29	1.07
PENALTY	.00	24068.14	24068.14	332399.79	.07	22368.10	310286.78	1.07
REOCUR CHARGES	313.50		313.50	21903.34	.01	4918.50	54134.48	.40
MISC CHARGES	6925.00		6925.00	311957.55	.02	16741.98	195767.65	1.59
OTHER CHARGES	554.30		554.30	7423.99	.07	510.56	4404.46	1.68
OTHER AMT 1	13.75	.00	13.75	96.25	.14	.00	211.75	.45
OTHER AMT 3	381867.89	60926.43	442794.32	5085667.43	.08	468181.44	4580154.81	1.11
TOTAL ****	389674.44	60926.43	450600.87	5427048.56	.08	490352.48	4834673.15	1.12
ANCILLARY SERVICES	37157.71		37157.71					
MEMBERSHIPS	1145.00		1145.00	7615.10	.15	1040.00	6840.00	1.11
DEPOSITS	215.00		215.00	53686.00	.00	7780.00	62724.00	.85
OTHER DEBS	.00		.00	.00	.00	.00	.00	.00
TOTAL ****	1360.00		1360.00	61301.10	.02	8820.00	69564.00	.88
GRAND TOTAL ****	5511986.27	80561.00	5592547.27	61606448.86	.09	5009273.89	55490473.26	1.11

	GRAND TOTALS		REVENUE REPORT		BILL MOYR12/07		RUN DATE 02/12/08 01:47 PM		
	REGISTER DATE 12/07		PAGE 41		PAGE 41		PAGE 41		
	THIS YEAR		LAST YEAR		THIS YEAR		LAST YEAR		
	GROSS	ADJUSTMENTS	NET/MONTH	YTD	% CHG	MONTH	% CHG	YTD	% CHG
ENERGY	5486077.13	1984.69	5488061.82	5488061.82	1.00	.00	.00	.00	.00
FUEL	101831.93	147.03-	101684.90	101684.90	1.00	.00	.00	.00	.00
DEMAND	.00	.00	.00	.00	.00	.00	.00	.00	.00
LIGHTS	58040.82	201.53-	57839.29	57839.29	1.00	.00	.00	.00	.00
INVESTMENT	.00	.00	.00	.00	.00	.00	.00	.00	.00
RENTAL/EQUIPMENT	.00	.00	.00	.00	.00	.00	.00	.00	.00
LM CREDITS	.00	.00	.00	.00	.00	.00	.00	.00	.00
INTEREST	15740.40-	.00	15740.40-	15740.40-	1.00	.00	.00	.00	.00
CONTRACT	1259.76	.00	1259.76	1259.76	1.00	.00	.00	.00	.00
TOTAL ****	5631469.24	1636.13	5633105.37	5633105.37	1.00	.00	.00	.00	.00
STATE TAX	108217.70	1787.15-	106430.55	106430.55	1.00	.00	.00	.00	.00
LOCAL TAX	125716.48	876.79-	124839.69	124839.69	1.00	.00	.00	.00	.00
FRANCHISE TAX	.00	.00	.00	.00	.00	.00	.00	.00	.00
TOTAL ****	233934.18	2663.94-	231270.24	231270.24	1.00	.00	.00	.00	.00
PENALTY	.00	21965.72	21965.72	21965.72	1.00	.00	.00	.00	.00
REOCUR CHARGES	313.50		313.50	313.50	1.00	.00	.00	.00	.00
MISC CHARGES	34010.24		34010.24	34010.24	1.00	.00	.00	.00	.00
OTHER CHARGES	1997.90		1997.90	1997.90	1.00	.00	.00	.00	.00
OTHER AMT 1	13.75	.00	13.75	13.75	1.00	.00	.00	.00	.00
OTHER AMT 3	414972.81	28664.79	443637.60	443637.60	1.00	.00	.00	.00	.00
TOTAL ****	451308.20	28664.79	479972.99	479972.99	1.00	.00	.00	.00	.00
ANCILLARY SERVICES	38887.20		38887.20	38887.20	1.00	.00	.00	.00	.00
MEMBERSHIPS	600.00		600.00	600.00	1.00	.00	.00	.00	.00
DEPOSITS	14425.00		14425.00	14425.00	1.00	.00	.00	.00	.00
OTHER DEPS	.00		.00	.00	.00	.00	.00	.00	.00
TOTAL ****	15025.00		15025.00	15025.00	1.00	.00	.00	.00	.00
GRAND TOTAL ****	6370623.82	49602.70	6420226.52	6381339.32	1.00	.00	.00	.00	.00

PRG. CLASSREG	REVENUE REPORT	REGISTER DATE	BILL MOYR	RUN DATE	PAGE		
FLEMING MASON ENERGY	1/08	1/08	02/15/08	01:31 PM	33		
-----	-----	-----	-----	-----	-----		
	GRAND TOTALS	NET/MONTH	% CHG	MONTH	% CHG		
	YTD	YTD		YTD			
ENERGY	6142813.40	6142684.02	1.00	4308793.72	1.00	4308793.72	1.42
FUEL	149001.67	148861.25	1.00	376899.64	1.00	376899.64	.39
DEMAND	.00	.00	.00	.00	.00	.00	.00
LIGHTS	65162.31	65063.45	1.00	52551.02	1.00	52551.02	1.23
INVESTMENT	.00	.00	.00	.00	.00	.00	.00
RENTAL/EQUIPMENT	.00	.00	.00	.00	.00	.00	.00
LM CREDITS	.00	.00	.00	.00	.00	.00	.00
INTEREST	13817.14-	13817.14-	1.00	132.99-	1.00	132.99-	103.89
CONTRACT	1702.40	1512.08	1.00	393.48	1.00	393.48	3.84
TOTAL ****	6344862.64	6344303.66	1.00	4738504.87	1.00	4738504.87	1.33
STATE TAX	106742.18	104532.05	1.00	69216.50	1.00	69216.50	1.51
LOCAL TAX	142298.70	141182.82	1.00	100775.31	1.00	100775.31	1.40
FRANCHISE TAX	.00	.00	.00	.00	.00	.00	.00
TOTAL ****	249040.88	245714.87	1.00	169991.81	1.00	169991.81	1.44
PENALTY	.00	34820.84	1.00	37406.92	1.00	37406.92	.93
REOCUR CHARGES	310.75	310.75	1.00	4918.50	1.00	4918.50	.06
MISC CHARGES	90960.00	90960.00	1.00	14140.00	1.00	14140.00	6.43
OTHER CHARGES	1701.12	1701.12	1.00	.00	.00	.00	.00
OTHER AMT 1	13.75	13.75	1.00	.00	.00	.00	.00
OTHER AMT 3	418910.15	442855.60	1.00	421029.08	1.00	421029.08	1.05
TOTAL ****	511895.77	535841.22	1.00	440087.58	1.00	440087.58	1.21
ANCILLARY SERVICES	38896.89	38896.89					
MEMBERSHIPS	430.00	430.00	1.00	545.00	1.00	545.00	.78
DEPOSITS	4730.00	4730.00	1.00	1435.00-	1.00	1435.00-	3.29
OTHER DEBS	.00	.00	.00	.00	.00	.00	.00
TOTAL ****	5160.00	5160.00	1.00	890.00-	1.00	890.00-	5.79
GRAND TOTAL ****	7149856.18	7204737.48	1.00	5385101.18	1.00	5385101.18	1.33

6,121,193.55
169,851.72

PRG CLASSREG
FLEMING WASON ENERGY

REVENUE REPORT
REGISTER DATE 2/08
BILL MONTH 15.74

2/08
RUN DATE 03/17/08 10:53 AM
PAGE 33

	GRAND TOTALS	THIS YEAR	NET/MONTH	% CHG	MONTH	LAST YEAR	YTD	% CHG
ENERGY	5995976.32	363.45	5996339.77	.49	4680698.60	8989492.32	1.35	
FUEL	472723.71	69.21	472654.50	.76	506041.46	882941.10	1.70	
DEMAND	.00	.00	.00	.00	.00	.00	.00	
LIGHTS	65144.72	297.27	64847.45	.49	52827.65	105378.67	1.23	
INVESTMENT	.00	.00	.00	.00	.00	.00	.00	
RENTAL/EQUIPMENT	.00	.00	.00	.00	.00	.00	.00	
LM CREDITS	.00	.00	.00	.00	.00	.00	.00	
INTEREST	242.26	.00	242.26	.01	295.15	428.14	32.83	
CONTRACT	1953.40	.00	1953.40	.56	255.45	138.03	25.10	
TOTAL *****	6535555.89	3.03	6535552.86	.50	5239017.11	977521.98	1.29	
STATE TAX	109013.88	1356.78	107657.10	.50	67950.32	137166.82	1.54	
LOCAL TAX	148228.33	696.75	147531.58	.51	118393.37	219168.68	1.31	
FRANCHISE TAX	.00	.00	.00	.00	.00	.00	.00	
TOTAL *****	257242.21	2053.53	255188.68	.50	186343.69	356335.50	1.40	
PENALTY	.00	40546.17	40546.17	.53	21670.54	59077.46	1.27	
REOCOUR CHARGES	308.00	308.00	308.00	.49	4917.22	9835.72	.06	
MISC CHARGES	70484.96	70484.96	70484.96	.43	74507.77	88647.77	1.82	
OTHER CHARGES	1776.61	1776.61	1776.61	.51	2575.53	2575.53	1.35	
OTHER AMT 1	13.75	.00	13.75	.50	.00	.00	.00	
OTHER AMT 3	400294.34	54686.90	454981.24	.50	451447.01	872476.09	1.02	
TOTAL *****	472877.66	54686.90	527564.56	.49	533447.53	973535.11	1.09	
ANCILLARY SERVICES	41963.20		41963.20					
MEMBERSHIPS	435.00		435.00	.50	605.00	1150.00	.75	
DEPOSITS	13209.00		13209.00	.73	4751.00	3316.00	5.40	
OTHER DEPS	.00		.00	.00	.00	.00	.00	
TOTAL *****	13644.00		13644.00	.72	5356.00	4466.00	4.21	
GRAND TOTAL *****	7321282.96	93176.51	7414459.47	.50	5985834.87	11370936.05	1.27	

5963,752.29
504,947.74

5,964,815.74

PRG. CLASS/REG FLEMING MASON ENERGY	REVENUE REPORT		REGISTER DATE		BILL MOYR		RUN DATE	
	3/08	3/08	3/08	3/08	04/16/08	09:55 AM	PAGE	33
	GRAND TOTALS		THIS YEAR		LAST YEAR		THIS YEAR	
	GROSS	ADJUSTMENTS	NET/MONTH	YTD	% CHG	MONTH	% CHG	YTD
ENERGY	5594948.03	847.20	5595795.23	17734819.02	.31	4464792.98	.33	13454285.30
FUEL	495958.54	756.62-	495201.92	1116717.67	.44	565821.27	.39	1448762.37
DEMAND	.00	.00	.00	.00	.00	.00	.00	.00
LIGHTS	65453.43	101.96-	65351.47	195262.37	.33	52498.56	.33	157877.23
INVESTMENT	.00	.00	.00	.00	.00	.00	.00	.00
RENTAL/EQUIPMENT	.00	.00	.00	.00	.00	.00	.00	.00
LM CREDITS	.00	.00	.00	.00	.00	.00	.00	.00
INTEREST	547.24-	.00	547.24-	14606.64-	.03	532.63-	.55	960.77-
CONTRACT	3512.75	.00	3512.75	6978.23	.50	814.24	.85	952.27
TOTAL ****	6159325.51	11.38-	6159314.13	19039170.65	.32	5083394.42	.33	15060916.40
STATE TAX	106032.30	1259.36-	104772.94	316962.09	.33	88628.42	.39	225795.24
LOCAL TAX	131712.43	870.77-	130841.66	419556.06	.31	104872.49	.32	324041.17
FRANCHISE TAX	.00	.00	.00	.00	.00	.00	.00	.00
TOTAL ****	237744.73	2130.13-	235614.60	736518.15	.31	193500.91	.35	549836.41
PENALTY	.00	46791.32	46791.32	122158.33	.38	44995.13	.43	104072.59
REOCUR CHARGES	308.00		308.00	926.75	.33	4920.52	.33	14756.24
MISC CHARGES	11175.00		11175.00	172619.95	.06	59863.00	.40	148510.77
OTHER CHARGES	315.02		315.02	3792.75	.08	74.34	.02	2649.87
OTHER AMT 1	13.75		13.75	41.25	.33	.00	.00	.00
OTHER AMT 3	337990.57	42672.75	380663.32	1278900.16	.29	500050.87	.36	1372526.96
TOTAL ****	349802.34	42672.75	392475.09	1455880.87	.26	564908.73	.36	1538443.84
ANCILLARY SERVICES	41060.66		41060.66					
MEMBERSHIPS	10.00-		10.00-	855.00	.01	365.00	.24	1515.00
DEPOSITS	3248.00		3248.00	21187.00	.15	5385.00	.61	8701.00
OTHER DEPS	.00		.00	.00	.00	.00	.00	.00
TOTAL ****	3238.00		3238.00	22042.00	.14	5750.00	.56	10216.00
GRAND TOTAL ****	6791171.24	87322.56	6878493.80	21375770.00	.32	5892549.19	.34	17263485.24

PRG. CLASSREG
FLEMING MASON ENERGY

REVENUE REPORT
REGISTER DATE 4/08
BILL MOVR 4/08

RUN DATE 05/19/08 01:24 PM
PAGE 33

GROSS	ADJUSTMENTS	NET/MONTH		YTD	% CHG	MONTH	LAST	YEAR	
		THIS YEAR	YEAR					CHG	YTD
ENERGY 4,811,138.82	39681.29	4850,820.11	22664912.41	21	3969981.87	22	17424267.17	1.30	
DEMAND 460,873.53	321.90	460,873.53	1497996.02	.25	721570.88	.33	2170333.25	.69	
DEMAND	0.00	0.00	0.00	.00	0.00	.00	0.00	.00	
LIGHTS	65390.27	492.14	260160.50	.24	54524.43	.25	212401.66	1.22	
INVESTMENT	0.00	0.00	0.00	.00	0.00	.00	0.00	.00	
RENTAL/EQUIPMENT	0.00	0.00	0.00	.00	0.00	.00	0.00	.00	
LM CREDITS	0.00	0.00	0.00	.00	0.00	.00	0.00	.00	
INTEREST	769.82	0.00	15376.46	.05	761.37	.44	1722.14	8.92	
CONTRACT	3830.27	0.00	10808.50	.35	1808.80	.65	2761.07	3.91	
TOTAL ****	5340463.07	38867.25	5379330.32	.22	4747124.61	.23	19808041.01	1.23	
STATE TAX	106727.32	1123.76	107851.08	.25	84474.54	.27	310269.78	1.36	
LOCAL TAX	108116.50	417.06	108533.56	.20	97003.56	.23	421044.73	1.25	
FRANCHISE TAX	0.00	0.00	0.00	.00	0.00	.00	0.00	.00	
TOTAL ****	214843.82	1540.82	216384.64	.22	181478.10	.24	731314.51	1.30	
PENALTY	0.00	41429.75	41429.75	.25	41322.91	.28	145395.50	1.12	
REOCUR CHARGES	307.82	0.00	307.82	.24	4918.50	.24	19674.74	.06	
MISC CHARGES	16522.29	0.00	16522.29	.08	66487.00	.30	214997.77	.87	
OTHER CHARGES	203.37	0.00	203.37	.05	287.95	.09	2937.82	1.36	
OTHER AMT 1	13.75	0.00	13.75	.25	0.00	.00	0.00	.00	
OTHER AMT 3	282061.17	44066.43	326127.60	.20	512450.29	.27	1884977.25	.85	
TOTAL ****	299108.40	44066.43	343174.83	.19	584143.74	.27	2122587.58	.84	
ANCILLARY SERVICES	37383.44	0.00	37383.44	.27	0.00	.00	0.00	.00	
MEMBERSHIPS	325.00	0.00	325.00	.27	265.00	.14	1780.00	.66	
DEPOSITS	13860.00	0.00	13860.00	.39	2250.00	.20	10951.00	3.20	
OTHER DEPS	0.00	0.00	0.00	.00	0.00	.00	0.00	.00	
TOTAL ****	14185.00	0.00	14185.00	.39	2515.00	.19	12731.00	2.84	
GRAND TOTAL ****	5905983.73	125904.25	6031887.98	.22	5556584.36	.24	22820069.60	1.19	

PRG. CLASSRPG	REVENUE REPORT	REGISTER DATE	BILL MOYR	5/08	RUN DATE	06/16/08	10:35 AM
FLMING MASON ENERGY	GRAND TOTALS	NET/MONTH	% CHG	MONTH	% CHG	YTD	% CHG
ENERGY	4809890.01	6057.11-	.17	4137268.43	.19	21561535.60	1.27
FUEL	605404.83	640.84-	.28	563454.85	.20	2733788.10	.76
DEMAND	.00	.00	.00	.00	.00	.00	.00
LIGHTS	65125.05	16.01-	.20	54215.91	.20	266617.57	1.21
INVESTMENT	.00	.00	.00	.00	.00	.00	.00
RENTAL/EQUIPMENT	.00	.00	.00	.00	.00	.00	.00
LM CREDITS	.00	.00	.00	.00	.00	.00	.00
INTEREST	611.42-	.00	.03	676.61-	.28	2398.75-	6.66
CONTRACT	2234.68	.00	.17	2575.64	.48	5336.71	2.44
TOTAL ****	5482003.15	6713.96-	.18	4756838.22	.19	24564879.23	1.21
STATE TAX	122158.79	1402.12-	.22	92278.21	.22	402547.99	1.35
LOCAL TAX	109250.78	841.09-	.17	91040.95	.17	512085.68	1.24
FRANCHISE TAX	.00	.00	.00	.00	.00	.00	.00
TOTAL ****	231409.57	2243.21-	.19	183319.16	.20	914633.67	1.29
PENALTY	.00	22392.76	.12	22182.94	.13	167578.44	1.10
REOCUR CHARGES	302.50	302.50	.19	335.50	.01	20010.24	.07
MISC CHARGES	11389.56	11389.56	.05	9705.00	.04	224702.77	.89
OTHER CHARGES	541.97	541.97	.11	631.69	.17	3569.51	1.27
OTHER AMT 1	13.75	.00	.20	13.75	1.00	13.75	5.00
OTHER AMT 3	269169.02	32435.01	.15	437669.40	.18	2322646.65	.82
TOTAL ****	281416.80	32435.01	.14	448355.34	.17	2570942.92	.82
ANCILLARY SERVICES	36052.46	36052.46					
MEMBERSHIPS	535.00	535.00	.31	670.00	.27	2450.00	.70
DEPOSITS	1125.00-	1125.00-	.03	6885.00	.38	17836.00	1.90
OTHER DEPS	.00	.00	.00	.00	.00	.00	.00
TOTAL ****	590.00-	590.00-	.01	7555.00	.37	20286.00	1.75
GRAND TOTAL ****	6030291.98	45870.60	.18	5418250.66	.19	28238320.26	1.18

* Fuel - 581,347.03
** energy - 4,827,209.86

} See totals on Rate Register for
for Breakdown

HH

PRG: CLASSREG
FLEMING MASON ENERGY

REVENUE REPORT
REGISTER DATE 6/08
GRAND TOTALS
THIS YEAR
NET/MONTH

BILL MOYR 6/08
% CHG
MONTH
LAST YEAR
% CHG
YTD
% CHG

RUN DATE 07/17/08 10:09 AM
PAGE 33

	GRAND TOTALS	THIS YEAR	NET/MONTH	BILL MOYR	6/08	MONTH	LAST YEAR	YTD	% CHG
ENERGY	4,982.32	96982.92-	489990.64	15	4388704.45	.16	25950240.05	1.24	
FUEL	4987973.56	85984.21-	473349.99	.18	974836.07	.26	3708624.17	.69	
DEMAND	561334.20	.00	.00	.00	.00	.00	.00	.00	
LIGHTS	65344.65	44.14-	65300.52	.16	54018.81	.16	320636.38	1.21	
INVESTMENT	.00	.00	.00	.00	.00	.00	.00	.00	
RENTAL/EQUIPMENT	.00	.00	.00	.00	.00	.00	.00	.00	
LM CREDITS	.00	.00	.00	.00	.00	.00	.00	.00	
INTEREST	714.90-	.00	714.90-	.04	542.82-	.18	2941.57-	5.67	
CONTRACT	2686.51	175.00	2861.51	.17	2182.38	.29	7519.09	2.11	
TOTAL ****	5616624.02	182836.27-	5433787.75	.15	5419198.89	.18	29984078.12	1.17	
STATE TAX	115764.38	13224.06-	102540.32	.15	105587.07	.20	508135.06	1.27	
LOCAL TAX	115353.10	6748.71-	108604.39	.14	112312.60	.17	624398.28	1.19	
FRANCHISE TAX	.00	.00	.00	.00	.00	.00	.00	.00	
TOTAL ****	231117.48	19972.77-	211144.71	.15	217899.67	.19	1132533.34	1.23	
PENALTY	.00	19247.25	19247.25	.09	22149.37	.11	189727.81	1.08	
REOCOUR CHARGES	307.08	.00	307.08	.16	325.60	.01	20335.84	.09	
MISC CHARGES	9244.17	.00	9244.17	.04	6670.00	.02	231372.77	.90	
OTHER CHARGES	20.00	.00	20.00	.00	.00	.00	3569.51	1.27	
OTHER AMT 1	22.00	.00	22.00	.24	13.75	.50	27.50	3.30	
OTHER AMT 3	276746.89	23506.54	300253.43	.13	426677.43	.15	2749324.08	.80	
TOTAL ****	286340.14	23506.54	309846.68	.12	433686.78	.14	3004629.70	.80	
ANCILLARY SERVICES	37205.55	.00	37205.55	.09	22149.37	.11	189727.81	1.08	
MEMBERSHIPS	135.00	.00	135.00	.07	1045.00	.29	3495.00	.52	
DEPOSITS	9070.00	.00	9070.00	.21	6531.00	.26	24367.00	1.76	
OTHER DEPS	.00	.00	.00	.00	.00	.00	.00	.00	
TOTAL ****	9205.00	.00	9205.00	.20	7576.00	.27	27862.00	1.60	
GRAND TOTAL ****	6180492.19	160055.25-	6020436.94	.15	6100510.71	.17	34338830.97	1.14	

4,982.32
666,978.96

500,000.00
48,691.49

PRG. CLASS/REG FLEMING MASON ENERGY	REVENUE REPORT									
	GROSS		ADJUSTMENTS		NET/MONTH		YTD		LAST YEAR	
	THIS YEAR	GRAND TOTALS	THIS YEAR	GRAND TOTALS	THIS YEAR	GRAND TOTALS	THIS YEAR	GRAND TOTALS	THIS YEAR	GRAND TOTALS
ENERGY	4798839.04	32410.44	4751328.60	861106.27	4665212.33	13	34710078.21	1.22		
FUEL	618942.02	5299.56	613642.46	976028.03	281932.12	06	4620867.06	.77		
DEMAND	65191.98	161.43	65030.55	520836.16	57330.22	13	432570.66	1.20		
LIGHTS	.00	.00	.00	.00	.00	00	.00	.00		
INVESTMENT	.00	.00	.00	.00	.00	00	.00	.00		
RENTAL/EQUIPMENT	.00	.00	.00	.00	.00	00	.00	.00		
IM CREDITS	830.26	.00	830.26	18073.33	892.88	19	4562.57	3.96		
INTEREST	3156.39	.00	3156.39	21575.79	2465.49	20	12015.59	1.79		
CONTRACT										
TOTAL ****	5485298.17	37871.43	5447426.74	46723098.95	4946016.52	12	39770968.95	1.17		
STATE TAX	92917.58	2202.69	90714.89	861106.27	80790.09	11	689736.87	1.24		
LOCAL TAX	110373.98	1735.91	108638.07	976028.03	102341.47	12	830192.17	1.17		
FRANCHISE TAX	.00	.00	.00	.00	.00	00	.00	.00		
TOTAL ****	203291.56	3938.60	199352.96	1837134.30	183131.56	12	1519929.04	1.20		
PENALTY	.00	31204.78	31204.78	263662.38	28874.40	11	255391.71	1.03		
REOCURR CHARGES	308.00		308.00	2454.65	313.50	01	20962.84	.11		
MISC CHARGES	6852.78		6852.78	223925.66	5225.00	02	242982.79	.92		
OTHER CHARGES	1175.77		1175.77	6140.22	765.87	13	5715.70	1.07		
OTHER AMT 1	30.25	49.50	19.25	151.25	13.75	25	55.00	2.75		
OTHER AMT 3	283280.21	24357.79	307638.00	2847082.41	476098.95	12	3723647.23	.76		
TOTAL ****	291647.01	24308.29	315955.30	3079754.19	482417.07	12	3993363.56	.77		
ANCILLARY SERVICES	.00		.00							
MEMBERSHIPS	65.00		65.00	3305.00	535.10	11	4745.10	.69		
DEPOSITS	10860.00		10860.00	64807.00	5195.00	14	34922.00	1.85		
OTHER DEPS	.00		.00	.00	.00	00	.00	.00		
TOTAL ****	10925.00		10925.00	68112.00	5730.10	14	39667.10	1.71		
GRAND TOTAL ****	5991161.74	13703.04	6004864.78	51977161.82	5646169.65	12	45579320.36	1.14		

REG. CLASS/REG: FLEMING MASON ENERGY
 REVENUE REPORT: 8/08
 REGISTER DATE: 8/08
 BTL MOYR: 8/08
 RUN DATE: 09/16/08 10:56 AM
 PAGE: 33

4798839.04
 665,184.75

613642.46
 660,458,677.55

4665212.33
 4620867.06

432570.66
 4562.57

PRG. CLASSREG
FLEMING MASON ENERGY
REVENUE REPORT
REGISTER DATE 9/08
PILL MOYR 9/08
RUN DATE 10/20/08 10:46 AM
PAGE 33

	GROSS	REVENUE REPORT		PILL MOYR	RUN DATE	PAGE		
		REGISTER DATE	REGISTER DATE					
		9/08	9/08	9/08	10/20/08	10:46 AM		
		THIS YEAR	LAST YEAR	CHG	YTD	CHG		
		NET/MONTH	YTD	%	MONTH	LAST YEAR		
		ADJUSTMENTS	NET/MONTH	%	MONTH	LAST YEAR		
ENERGY	4533499.78	16645.01	469953.76	.09	4307498.05	.11	39017576.26	1.21
FUEL	638278.75	462.73-	367754.49	.09	107274.99	.02	4728142.05	.83
DEMAND	368247.22	.00	5947727.27	.00	57527.47	.00	490098.13	1.19
LIGHTS	65292.91	125.96-	65166.95	.11	57527.47	.11	490098.13	1.19
INVESTMENT	.00	.00	.00	.00	.00	.00	.00	.00
RENTAL/EQUIPMENT	.00	.00	.00	.00	.00	.00	.00	.00
LM CREDITS	.00	.00	.00	.00	.00	.00	.00	.00
INTEREST	1124.65-	.00	1124.65-	.05	680.62-	.12	5243.19-	3.66
CONTRACT	4409.22	.00	4409.22	.16	2273.74	.15	14289.33	1.81
TOTAL ****	5075073.45	16056.32	5091129.77	.09	4473893.63	.10	44244862.58	1.17
STATE TAX	86106.37	216.91	86323.28	.09	87382.76	.11	777119.63	1.21
LOCAL TAX	97288.84	154.12	97442.96	.09	93630.07	.10	923822.24	1.16
FRANCHISE TAX	.00	.00	.00	.00	.00	.00	.00	.00
TOTAL ****	183395.21	371.03	183766.24	.09	181012.83	.10	1700941.87	1.18
PENALTY	.00	36183.40	36183.40	.12	30821.63	.10	286213.34	1.04
REOCUR CHARGES	297.00	297.00	297.00	.10	313.50	.01	21276.34	.12
MISC CHARGES	13832.41	13832.41	237758.07	.05	6590.00	.02	249572.79	.95
OTHER CHARGES	1190.16	1190.16	7330.38	.16	568.22	.09	6283.92	1.16
OTHER AMT 1	30.25	30.25	181.50	.16	13.75	.20	68.75	2.64
OTHER AMT 3	256014.23	35341.20	291335.43	.09	445967.89	.10	4169615.12	.75
TOTAL ****	271364.05	35341.20	306705.25	.09	453453.36	.10	4446816.92	.76
ANCILLARY SERVICES	.00	.00	.00	.00	.00	.00	.00	.00
MEMBERSHIPS	275.00	275.00	275.00	.07	1099.90	.18	5845.00	.61
DEPOSITS	5405.00	5405.00	5405.00	.07	14879.00	.29	49801.00	1.40
OTHER DEBS	.00	.00	.00	.00	.00	.00	.00	.00
TOTAL ****	5680.00	5680.00	5680.00	.07	15978.90	.28	55646.00	1.32
GRAND TOTAL ****	5535512.71	87951.95	5623464.66	.09	5155160.35	.10	50734480.71	1.13

4533499.78
472,446.19
4550114.79
47353.47

PRG. CLASSREG	REVENUE REPORT	BILL MOVR	RUN DATE	07:53 AM
FLEMING MASON ENERGY	REGISTER DATE 10/08	10/08	11/17/08	PAGE 33
GRAND TOTALS	THIS YEAR	YTD	LAST YEAR	% CHG
ENERGY	4293,901.89	4,261,079.5	5,154,919.0	.08
FUEL	4499543.22	4472849.43	5124560.74	.12
DEMAND	567263.56	56447.00	4511824.27	1.18
LIGHTS	65261.45	65132.86	651135.97	.10
INVESTMENT	.00	.00	.00	.00
RENTAL/EQUIPMENT	.00	.00	.00	.00
LM CREDITS	.00	.00	.00	.00
INTEREST	865.00-	865.00-	20062.98-	.04
CONTRACT	3313.20	3313.20	29298.21	.11
TOTAL ****	5134516.43	5104577.49	5619806.21	.08
STATE TAX	82823.35	81089.23	1028518.78	.07
LOCAL TAX	94239.25	93108.08	1166579.07	.07
FRANCHISE TAX	.00	.00	.00	.00
TOTAL ****	177062.60	174197.31	2195097.85	.07
PENALTY	.00	30348.69	330194.47	.09
REOCUR CHARGES	295.17	295.17	3046.82	.09
MISC CHARGES	11875.13	11875.13	249633.20	.04
OTHER CHARGES	1093.51	1093.51	8423.89	.12
OTHER AMT 1	30.25	30.25	211.75	.14
OTHER AMT 3	240223.97	281140.80	3419578.64	.08
TOTAL ****	253518.03	294434.86	3680894.30	.07
AMCILLARY SERVICES	.00	.00	.00	.00
MEMBERSHIPS	1055.00	1055.00	4635.00	.22
DEPOSITS	17131.00	17131.00	87343.00	.19
OTHER DBPS	.00	.00	.00	.00
TOTAL ****	18186.00	18186.00	91978.00	.19
GRAND TOTAL ****	5583283.06	5621744.35	63216970.83	.08

ADJUSTMENTS

NET/MONTH

YTD

% CHG

MONTH

% CHG

YTD

% CHG

FLEMING-MASON ENERGY COOPERATIVE, INC.
P. O. BOX 328, FLEMINGSBURG, KY 41041
(606) 845-2661; FAX (606) 845-1008

Inland Container Corporation
 ATTN: Pat Gantley
 P. O. Box 688
 Maysville, KY 41056

STEAM INVOICE

For Month Ending: Nov. 30, 2006

Account No.	7404702
Demand/MMBTU	\$419,514
Energy/MMBTU	\$2,964
Fuel Adj./MMBTU	\$0.257701
Minimum Bill	\$100,000
Env. Surcharge %	8.34%
Fuel Adj./KWH	\$0.002560

Steam Adj. Factor	Billing Demand/MMBTU	Billing Energy/MMBTU	Demand Charge	Energy Charge	Fuel Adjustment	Surcharge	Total Charge
0.969	390.080	191,680.500	\$158,571	\$550,529	\$54,392	\$63,675	\$827,167
	* July						
				TOTAL DUE			\$827,167

* Billed from prior demand

FLEMING-MASON ENERGY COOPERATIVE, INC.
P. O. BOX 328, FLEMINGSSBURG, KY 41041
(606) 845-2661; FAX (606) 845-1008

Inland Container Corporation
 ATTN: Pat Gar
 P. O. Box 688
 Maysville, KY 41056

For Month Ending: December 31, 2006

STEAM INVOICE

Account No. **7404702**

Demand/MMBTU \$419,514
 Energy/MMBTU \$2,964
 Fuel Adj./MMBTU \$0.257701
 Minimum Bill \$100,000
 Env. Surcharge % 7.90%
 Fuel Adj./KWH \$0.005150

Steam Adj. Factor	Billing Demand/MMBTU	Billing Energy/MMBTU	Demand Charge	Energy Charge	Fuel Adjustment	Surcharge	Total Charge
0.971	390,080	212,053,300	\$158,898	\$610,299	\$121,094	\$70,333	\$960,624
** July							
TOTAL DUE							\$960,624

**Consumer billed from a prior demand

**FLEMING-MASON ENERGY COOPERATIVE, INC.
P. O. BOX 328, FLEMINGSBURG, KY 41041
(606) 845-2661; FAX (606) 845-1008**

Inland Container Corporation
ATTN: Pat Gantley
P. O. Box 688
Maysville, KY 41056

For Month Ending: January 31, 2007

STEAM INVOICE

Account No. 7404702

Demand/MMBTU \$419,514
Energy/MMBTU \$2,964
Fuel Adj./MMBTU \$0.693020
Minimum Bill \$100,000
Env. Surcharge % 6.89%
Fuel Adj./KWH \$0.006890

Steam Adj. Factor	Billing Demand/MMBTU	Billing Energy/MMBTU	Demand Charge	Energy Charge	Fuel Adjustment	Surcharge	Total Charge
0.970	390.080	217,215.400	\$158,735	\$624,512	\$165,930	\$65,398	\$1,014,575
TOTAL DUE							\$1,014,575

**July

**Consumer billed from a prior demand

FLEMING-MASON ENERGY COOPERATIVE, INC.
P. O. BOX 328, FLEMINGSBURG, KY 41041
(606) 845-2661; FAX (606) 845-1008

Inland Container Corporation
 ATTN: Pat Gantley
 P. O. Box 688
 Maysville, KY 41056

For Month Ending: February 28, 2007

STEAM INVOICE

Account No.	7404702
Demand/MMBTU	\$419,514
Energy/MMBTU	\$2,964
Fuel Adj./MMBTU	\$0.803257
Minimum Bill	\$100,000
Env. Surcharge %	8.84%
Fuel Adj./KWH	\$0.007990

Steam Adj. Factor	Billing Demand/MMBTU	Billing Energy/MMBTU	Demand Charge	Energy Charge	Fuel Adjustment	Surcharge	Total Charge
0.970	390,300	207,166,700	\$158,824	\$595,621	\$183,427	\$65,398	\$1,003,270
TOTAL DUE							\$1,003,270

6/15 11:23:10

FLEMING-MASON ENERGY COOPERATIVE, INC.
P. O. BOX 328, FLEMINGSBURG, KY 41041
(606) 845-2661; FAX (606) 845-1008

Inland Container Corporation
 ATTN: Pat Gantley
 P. O. Box 688
 Maysville, KY 41056

For Month Ending: March 31, 2007

STEAM INVOICE

Account No.	7404702
Demand/MMBTU	\$419,514
Energy/MMBTU	\$2,964
Fuel Adj./MMBTU	\$1,499,548
Minimum Bill	\$100,000
Env. Surcharge %	8.70%
Fuel Adj./KWH	\$0.014940

Steam Adj. Factor	Billing Demand/MMBTU	Billing Energy/MMBTU	Demand Charge	Energy Charge	Fuel Adjustment	Surcharge	Total Charge	
0.972	390,080	216,845,500	\$159,062	\$624,734	\$359,165	\$99,438	\$1,242,399	
							** July	
							*Correction for Feb. bill for Env. Surcharge	
							TOTAL DUE	17,510.00
							\$1,259,909	

**Consumer billed from a prior demand

*Envir. Surcharge for February billing was calculated incorrectly.

FLEMING-MASON ENERGY COOPERATIVE, INC.
P. O. BOX 328, FLEMINGSBURG, KY 41041
(606) 845-2661; FAX (606) 845-1008

Inland Container Corporation
 ATTN: Pat Gantley
 P. O. Box 688
 Maysville, KY 41056

For Month Ending: April 30, 2007

STEAM INVOICE

Account No. 7404702

Demand/MMBTU \$500,490
 Energy/MMBTU \$2,964
 Fuel Adj./MMBTU \$0,851662
 Minimum Bill \$100,000
 Env. Surcharge % 9.00%
 Fuel Adj./KWH \$0.008480

Steam Adj. Factor	Billing Demand/MMBTU	Billing Energy/MMBTU	Demand Charge	Energy Charge	Fuel Adjustment	Surcharge	Total Charge	
0.971	390.080	188,217.600	\$189,570	\$541,699	\$176,874	\$81,733	\$989,876	
							TOTAL DUE	\$989,876

**July

**Consumer billed from a prior demand

FLEMING-MASON ENERGY COOPERATIVE, INC.
P. O. BOX 328, FLEMINGSBURG, KY 41041
(606) 845-2661; FAX (606) 845-1008

Inland Container Corporation
 ATTN: Pat Gantley
 P. O. Box 688
 Maysville, KY 41056

For Month Ending: May 31, 2007

STEAM INVOICE

Account No. 7404702

Demand/MMBTU \$500.490
 Energy/MMBTU \$2.964
 Fuel Adj./MMBTU \$1.777755
 Minimum Bill \$100,000
 Env. Surcharge % 6.88%
 Fuel Adj./KWH \$0.017710

Steam Adj. Factor	Billing Demand/MMBTU	Billing Energy/MMBTU	Demand Charge	Energy Charge	Fuel Adjustment	Surcharge	Total Charge
0.972	390.080	186,632.400	\$189,765	\$537,689	\$366,473	\$75,262	\$1,169,189
	** July						
TOTAL DUE							\$1,169,189

**Consumer billed from a prior demand

FLEMING-MASON ENERGY COOPERATIVE, INC.
P. O. BOX 328, FLEMINGSBURG, KY 41041
(606) 845-2661; FAX (606) 845-1008

Inland Container Corporation
 ATTN: Pat Gantley
 P. O. Box 688
 Maysville, KY 41056

STEAM INVOICE

For Month Ending: June 30, 2007

Account No.	7404702
Demand/MMBTU	\$500,490
Energy/MMBTU	\$2,964
Fuel Adj./MMBTU	\$0.606243
Minimum Bill	\$100,000
Env. Surcharge %	8.55%
Fuel Adj./KWH	\$0.006040

Steam Adj. Factor	Billing Demand/MMBTU	Billing Energy/MMBTU	Demand Charge	Energy Charge	Fuel Adjustment	Surcharge	Total Charge
0.972	390.080	177,904.200	\$189,765	\$512,543	\$119,129	\$70,233	\$891,670
** July							
TOTAL DUE							\$891,670

**Consumer billed from a prior demand

FLEMING-MASON ENERGY COOPERATIVE, INC.
P. O. BOX 328, FLEMINGSBURG, KY 41041
(606) 845-2661; FAX (606) 845-1008

Inland Container Corporation
 ATTN: Pat Gantley
 P. O. Box 688
 Maysville, KY 41056

STEAM INVOICE
For Month Ending: July 31, 2007

Account No. **7404702**

Demand/MMBTU \$500.490
 Energy/MMBTU \$2.964
 Fuel Adj./MMBTU \$0.686855
 Minimum Bill \$100.000
 Env. Surcharge % 8.69%
 Fuel Adj./KWH \$0.006850

Steam Adj. Factor	Billing Demand/MMBTU	Billing Energy/MMBTU	Demand Charge	Energy Charge	Fuel Adjustment	Surcharge	Total Charge
0.973	390.080	179,420.600	\$189,960	\$517,444	\$136,260	\$73,314	\$916,978

**July
TOTAL DUE \$916,978

**Consumer billed from a prior demand

**FLEMING-MASON ENERGY COOPERATIVE, INC.
P. O. BOX 328, FLEMINGSBURG, KY 41041
(606) 845-2661; FAX (606) 845-1008**

Inland Container Corporation

ATTN: Pat Gantley

P. O. Box 688

Maysville, KY 41056

STEAM INVOICE

For Month Ending: August 31, 2007

Account No.	7404702
Demand/MMBTU	\$500.490
Energy/MMBTU	\$3.577
Fuel Adj./MMBTU	\$0.025018
Minimum Bill	\$100,000
Env. Surcharge %	8.73%
Fuel Adj./KWH	\$0.000250

Steam Adj. Factor	Billing Demand/MMBTU	Billing Energy/MMBTU	Demand Charge	Energy Charge	Fuel Adjustment	Surcharge	Total Charge	
0.975	312.240	177,455.600	\$152,366	\$618,890	\$4,919	\$67,760	\$843,935	
							TOTAL DUE	\$843,935

**Feb

**Consumer billed from a prior demand

FLEMING-MASON ENERGY COOPERATIVE, INC.
P. O. BOX 328, FLEMINGSBURG, KY 41041
(606) 845-2661; FAX (606) 845-1008

Inland Container Corporation
 ATTN: Pat Gantley
 P. O. Box 688
 Maysville, KY 41056

For Month Ending: September 30, 2007

STEAM INVOICE

Account No. 7404702

Demand/MMBTU \$500.490
 Energy/MMBTU \$3.577
 Fuel Adj./MMBTU \$0.872343
 Minimum Bill \$100.000
 Env. Surcharge % 8.98%
 Fuel Adj./KWH \$0.008740

Steam Adj. Factor	Billing Demand/MMBTU	Billing Energy/MMBTU	Demand Charge	Energy Charge	Fuel Adjustment	Surcharge	Total Charge
0.977	312.240	175,682.500	\$152,678	\$613,963	\$170,148	\$84,124	\$1,020,913
TOTAL DUE							\$1,020,913

**Feb

**Consumer billed from a prior demand

FLEMING-MASON ENERGY COOPERATIVE, INC.
P. O. BOX 328, FLEMINGSBURG, KY 41041
(606) 845-2661; FAX (606) 845-1008

Inland Container Corporation
 ATTN: Pat Gantley
 P. O. Box 688
 Maysville, KY 41056

For Month Ending: October 31, 2007

STEAM INVOICE

Account No.	7404702
Demand/MMBTU	\$500.490
Energy/MMBTU	\$3.577
Fuel Adj./MMBTU	\$0.335597
Minimum Bill	\$100,000
Env. Surcharge %	8.26%
Fuel Adj./KWH	\$0.003360

Steam Adj. Factor	Billing Demand/MMBTU	Billing Energy/MMBTU	Demand Charge	Energy Charge	Fuel Adjustment	Surcharge	Total Charge	
0.977	312.240	192,456.000	\$152,678	\$672,582	\$71,707	\$74,089	\$971,056	
							TOTAL DUE	\$971,056

**Feb

**Consumer billed from a prior demand

Correct

FLEMING-MASON ENERGY COOPERATIVE, INC.
P. O. BOX 328, FLEMINGSBURG, KY 41041
(606) 845-2661; FAX (606) 845-1008

STEAM INVOICE

For Month Ending: November 30, 2007

Inland Container Corporation
 ATTN: Pat Gantley
 P. O. Box 688
 Maysville, KY 41056

Account No. 7404702
 Demand/MMBTU \$500.490
 Energy/MMBTU \$3.577
 Fuel Adj./MMBTU \$0.127102
 Minimum Bill \$100.000
 Env. Surcharge % 7.35%
 Fuel Adj./KWH \$0.001270

Steam Adj. Factor	Billing Demand/MMBTU	Billing Energy/MMBTU	Demand Charge	Energy Charge	Fuel Adjustment	Surcharge	Total Charge
0.975	344.500	151,294.900	\$168,109	\$527,652	\$21,306	\$52,704	\$769,771

TOTAL \$769,771
 PRIOR MONTH BALANCE (\$213,525)
TOTAL DUE \$556,246

**Consumer billed from a prior demand

FLEMING-MASON ENERGY COOPERATIVE, INC.
P. O. BOX 328, FLEMINGSBURG, KY 41041
(606) 845-2661; FAX (606) 845-1008

Inland Container Corporation
 ATTN: Pat Gantley
 P. O. Box 688
 Maysville, KY 41056

STEAM INVOICE

For Month Ending: December 31, 2007

Account No.	7404702
Demand/MMBTU	\$500.490
Energy/MMBTU	\$3.577
Fuel Adj./MMBTU	\$0.094132
Minimum Bill	\$100,000
Env. Surcharge %	6.63%
Fuel Adj./KWH	\$0.000940

Steam Adj. Factor	Billing Demand/MMBTU	Billing Energy/MMBTU	Demand Charge	Energy Charge	Fuel Adjustment	Surcharge	Total Charge
0.974	354.900	223,434.100	\$173,006	\$778,444	\$23,279	\$64,625	\$1,039,354

TOTAL **\$1,039,354**

TOTAL DUE **\$1,039,354**

\$1,039,354

**Consumer billed from a prior demand

FLEMING-MASON ENERGY COOPERATIVE, INC.
P. O. BOX 328, FLEMINGSBURG, KY 41041
(606) 845-2661; FAX (606) 845-1008

Inland Container Corporation
 ATTN: Pat Gantley
 P. O. Box 688
 Maysville, KY 41056

STEAM INVOICE

For Month Ending: January 31, 2008

Account No. 7404702

Demand/MMBTU \$500.490
 Energy/MMBTU \$3.577
 Fuel Adj./MMBTU \$0.600020
 Minimum Bill \$100,000
 Env. Surcharge % 6.53%
 Fuel Adj./KWH \$0.005990

Steam Adj. Factor	Billing Demand/MMBTU	Billing Energy/MMBTU	Demand Charge	Energy Charge	Fuel Adjustment	Surcharge	Total Charge
0.974	376.500	234,551.300	\$183,535	\$817,176	\$155,769	\$75,518	\$1,231,998
TOTAL							\$1,231,998
TOTAL DUE							\$1,231,998

**Consumer billed from a prior demand

\$1,231,998

FLEMING-MASON ENERGY COOPERATIVE, INC.
P. O. BOX 328, FLEMINGSBURG, KY 41041
(606) 845-2661; FAX (606) 845-1008

Inland Container Corporation
 ATTN: Pat Gantley
 P. O. Box 688
 Maysville, KY 41056

STEAM INVOICE

For Month Ending: February 29, 2008

Account No.	7404702
Demand/MMBTU	\$500.490
Energy/MMBTU	\$3,577
Fuel Adj./MMBTU	\$0.684616
Minimum Bill	\$100,000
Env. Surcharge %	5.49%
Fuel Adj./KWH	\$0.006840

Steam Adj. Factor	Billing Demand/MMBTU	Billing Energy/MMBTU	Demand Charge	Energy Charge	Fuel Adjustment	Surcharge	Total Charge
0.975	379,000	225,610.600	\$184,944	\$786,834	\$171,131	\$62,746	\$1,205,655

TOTAL \$1,205,655

TOTAL DUE \$1,205,655

**Consumer billed from a prior demand

FLEMING-MASON ENERGY COOPERATIVE, INC.
P. O. BOX 328, FLEMINGSBURG, KY 41041
(606) 845-2661; FAX (606) 845-1008

Inland Container Corporation
 ATTN: Pat Gantley
 P. O. Box 688
 Maysville, KY 41056

STEAM INVOICE

For Month Ending: March 31, 2008

Account No.	7404702
Demand/MMBTU	\$500.490
Energy/MMBTU	\$3.577
Fuel Adj./MMBTU	\$0.550376
Minimum Bill	\$100,000
Env. Surcharge %	5.49%
Fuel Adj./KWH	\$0.005490

Steam Adj. Factor	Billing Demand/MMBTU	Billing Energy/MMBTU	Demand Charge	Energy Charge	Fuel Adjustment	Surcharge	Total Charge
0.973	364.800	227,666.100	\$177,649	\$792,374	\$138,544	\$60,860	\$1,169,427
TOTAL							\$1,169,427
TOTAL DUE							\$1,169,427

**Consumer billed from a prior demand

FLEMING-MASON ENERGY COOPERATIVE, INC.
P. O. BOX 328, FLEMINGSBURG, KY 41041
(606) 845-2661; FAX (606) 845-1008

Inland Container Corporation
 ATTN: Pat Gantley
 P. O. Box 688
 Maysville, KY 41056

For Month Ending: April 30, 2008

STEAM INVOICE

Account No.	7404702
Demand/MMBTU	\$500.490
Energy/MMBTU	\$3.577
Fuel Adj./MMBTU	\$0.914463
Minimum Bill	\$100,000
Env. Surcharge %	5.10%
Fuel Adj./KWH	\$0.009130

	Steam Adj. Factor	Billing Demand/MMBTU	Billing Energy/MMBTU	Demand Charge	Energy Charge	Fuel Adjustment	Surcharge	Total Charge
	0.974	324.300	197,812.330	\$158,089	\$689,178	\$200,215	\$53,422	\$1,100,904
TOTAL								\$1,100,904
TOTAL DUE								\$1,100,904

\$1,100,904

FLEMING-MASON ENERGY COOPERATIVE, INC.
P. O. BOX 328, FLEMINGSBURG, KY 41041
(606) 845-2661; FAX (606) 845-1008

Inland Container Corporation
 ATTN: Pat Gantley
 P. O. Box 688
 Maysville, KY 41056

For Month Ending: May 31, 2008

STEAM INVOICE

Account No. 7404702

Demand/MMBTU \$500.490
 Energy/MMBTU \$3.577
 Fuel Adj./MMBTU \$0.803366
 Minimum Bill \$100,000
 Env. Surcharge % 4.75%
 Fuel Adj./KWH \$0.008020

Steam Adj. Factor	Billing Demand/MMBTU	Billing Energy/MMBTU	Demand Charge	Energy Charge	Fuel Adjustment	Surcharge	Total Charge
0.974	315.300	202,730.330	\$153,701	\$706,312	\$180,264	\$49,413	\$1,089,690

TOTAL \$1,089,690

TOTAL DUE \$1,089,690

FLEMING-MASON ENERGY COOPERATIVE, INC.
P. O. BOX 328, FLEMINGSBURG, KY 41041
(606) 845-2661; FAX (606) 845-1008

Inland Container Corporation
 ATTN: Pat Gantley
 P. O. Box 688
 Maysville, KY 41056

For Month Ending: June 30, 2008

STEAM INVOICE

Account No. **7404702**

Demand/MMBTU \$500.490
 Energy/MMBTU \$3,577
 Fuel Adj./MMBTU \$0.503101
 Minimum Bill \$100,000
 Env. Surcharge % 5.12%
 Fuel Adj./KWH \$0.005030

Steam Adj. Factor	Billing Demand/MMBTU	Billing Energy/MMBTU	Demand Charge	Energy Charge	Fuel Adjustment	Surcharge	Total Charge
-------------------	----------------------	----------------------	---------------	---------------	-----------------	-----------	--------------

0.975	303,200	183,307.300	\$147,955	\$639,298	\$102,178	\$54,844	\$943,775
-------	---------	-------------	-----------	-----------	-----------	---------------------	-----------

TOTAL ~~455,588.87~~ 45,539 \$943,775

TOTAL DUE \$943,775

934,920

Billed from prior demand - Feb.

D.P.C dC

* 8805.00

FLEMING-MASON ENERGY COOPERATIVE, INC.
P. O. BOX 328, FLEMINGSBURG, KY 41041
(606) 845-2661; FAX (606) 845-1008

Inland Container Corporation
 ATTN: Pat Gantley
 P. O. Box 688
 Maysville, KY 41056

STEAM INVOICE

For Month Ending: July 31, 2008

Account No.	7404702
Demand/MMBTU	\$500.490
Energy/MMBTU	\$3.577
Fuel Adj./MMBTU	\$1.201995
Minimum Bill	\$100.000
Env. Surcharge %	5.28%
Fuel Adj./KWH	\$0.012050

Factor	Billing Demand/MMBTU	Billing Energy/MMBTU	Demand Charge	Energy Charge	Fuel Adjustment	Surcharge	Total Charge
0.978	303,200	178,469.700	\$148,410	\$624,342	\$238,409	\$53,389	\$1,064,550

Credit from billing error July 1, 2008 **(\$8,805)**

TOTAL DUE
\$1,055,745

Billed from prior demand - Feb.

FLEMING-MASON ENERGY COOPERATIVE, INC.
P. O. BOX 328, FLEMINGSBURG, KY 41041
(606) 845-2661; FAX (606) 845-1008

Inland Container Corporation
 ATTN: Pat Gantley
 P. O. Box 688
 Maysville, KY 41056

STEAM INVOICE

For Month Ending: August 31, 2008

Account No. **7404702**

Demand/MMBTU \$500.490
 Energy/MMBTU \$3.577
 Fuel Adj./MMBTU \$0.585887
 Minimum Bill \$100,000
 Env. Surcharge % 5.02%
 Fuel Adj./KWH \$0.005870

Steam Adj. Factor	Billing Demand/MMBTU	Billing Energy/MMBTU	Demand Charge	Energy Charge	Fuel Adjustment	Surcharge	Total Charge
0.977	304.100	186,905.500	\$148,699	\$653,184	\$121,576	\$46,358	\$969,817

TOTAL DUE
\$969,817

**FLEMING-MASON ENERGY COOPERATIVE, INC.
P. O. BOX 328, FLEMINGSBURG, KY 41041
(606) 845-2661; FAX (606) 845-1008**

Inland Container Corporation
ATTN: Pat Gantley
P. O. Box 688
Maysville, KY 41056

For Month Ending: September 30, 2008

STEAM INVOICE

Account No. **7404702**

Demand/MMBTU \$500,490
Energy/MMBTU \$3,577
Fuel Adj./MMBTU \$1,013,682
Minimumum Bill \$100,000
Env. Surcharge % 5.08%
Fuel Adj./KWH \$0.010150

Steam Adj. Factor	Billing Notes	Billing Demand/MMBTU	Billing Energy/MMBTU	Demand Charge	Energy Charge	Fuel Adjustment	Surcharge	Total Charge
0.977	*Feb	303,200	183,158,000	\$148,258	\$640,088	\$206,129	\$50,519	\$1,044,994

TOTAL DUE

\$1,044,994

*Prior Month Demand

FLEMING-MASON ENERGY COOPERATIVE, INC.
P. O. BOX 328, FLEMINGSBURG, KY 41041
(606) 845-2661; FAX (606) 845-1008

Inland Container Corporation
 ATTN: Pat Gantley
 P. O. Box 688
 Maysville, KY 41056

For Month Ending: October 31, 2008

STEAM INVOICE

Account No.	7404702
Demand/MMBTU	\$500.490
Energy/MMBTU	\$3.577
Fuel Adj./MMBTU	\$1.438091
Minimum Bill	\$100.000
Env. Surcharge %	4.25%
Fuel Adj./KWH	\$0.014460

Steam Adj. Factor	Billing Notes	Billing Demand/MMBTU	Billing Energy/MMBTU	Demand Charge	Energy Charge	Fuel Adjustment	Surcharge	Total Charge
0.981	*Feb	336.600	194,765.200	\$165,264	\$683,438	\$312,237	\$49,340	\$1,210,279

TOTAL DUE

\$1,210,279

*Prior Month Demand

FLEMING-MASON ENERGY COOPERATIVE, INC

CASE NO. 2008-00528

APPENDIX A

ITEM 4

WITNESS: Joni Hazelrigg

FLEMING-MASON ENERGY COOPERATIVE, INC.

Calculation of Increase in

Base Fuel Cost

Changes in rates are calculated by adjusting the EKP increase for Fleming-Mason's twelve (12) month average line-loss for November, 2006 through October, 2008.

Fleming-Mason Schedules RSP, RSP-ETS, SGS, LGS, AES, LIS1, LIS2, LIS3, LIS4, LIS4B, LIS5, LIS5B, LIS6, LIS6B:

EKP Fuel Base Rate Increase	0.01015
October, 2008 Avg. Line Loss (1.00 - .041)	<u>0.959</u>
Fleming-Mason Proposed Increase	0.01058

Inland Container Special Contracted Rate:

EKP Rate Increase	0.01015
Fleming-Mason Line Loss -0-	<u> </u>
Fleming-Mason Proposed Increase	0.01015

Schedule OLS:

Mercury Vapor			
7,000 Lumen	69 kWh X	0.01058 =	0.73
20,000 Lumen	151 kWh X	0.01058 =	1.60
High Pressure Sodium			
9,500 Lumen	39 kWh X	0.01058 =	0.41
22,000 Lumen	81 kWh X	0.01058 =	0.86
50,000 Lumen	162 kWh X	0.01058 =	1.71

FLEMING-MASON ENERGY COOPERATIVE, INC

CASE NO. 2008-00528

APPENDIX A

ITEM 5

WITNESS: Joni Hazelrigg

FLEMING-MASON ENERGY COOPERATIVE, INC.

CASE NO. 2006-00516

Comparative Rate Schedules
Present Rates and Proposed Rates

<u>Residential & Small Power</u>	<u>Present Rates</u>	<u>Proposed Rates</u>
Customer Charge - Monthly Rate	\$9.75/Mo.	\$9.75/Mo.
Energy Charge	7.564c/kWh	8.622c/kWh
Energy Charge - ETS	4.538c/kWh	5.173c/kWh
 <u>Small General Service</u>		
Customer Charge - Monthly Rate	\$44.34/Mo.	\$44.34/Mo.
Demand Charge	\$6.68/KW	\$6.68/KW
Energy Charge	5.477c/kWh	6.535c/kWh
 <u>Large General Service</u>		
Customer Charge - Monthly Rate	\$59.00/Mo.	\$59.00/Mo.
Demand Charge	\$6.24/KW	\$6.24/KW
Energy Charge	4.455c/kWh	5.513c/kWh
 <u>Outdoor Lighting Service</u>		
Mercury Vapor: 7000 Lumen - Standard	\$7.77/Mo.	\$8.50/Mo.
Mercury Vapor: 7000 Lumen - Ornamental	\$17.75/Mo.	\$18.48/Mo.
Mercury Vapor: 20000 Lumen - Standard	\$14.94/Mo.	\$16.54/Mo.
Mercury Vapor: 20000 Lumen - Ornamental	\$23.59/Mo.	\$25.19/Mo.
High Pressure Sodium: 9500 Lumen - Standard	\$7.61/Mo.	\$8.02/Mo.
High Pressure Sodium: 9500 Lumen - Ornamental	\$16.24/Mo.	\$16.65/Mo.
High Pressure Sodium: 9500 Lumen - Directional	\$7.70/Mo.	\$8.11/Mo.
High Pressure Sodium: 22000 Lumen - Standard	\$10.78/Mo.	\$11.64/Mo.
High Pressure Sodium: 22000 Lumen - Ornamental	\$19.43/Mo.	\$20.29/Mo.
High Pressure Sodium: 22000 Lumen - Directional	\$10.58/Mo.	\$11.44/Mo.
High Pressure Sodium: 50000 Lumen - Standard	\$16.19/Mo.	\$17.90/Mo.
High Pressure Sodium: 50000 Lumen - Ornamental	\$24.38/Mo.	\$26.09/Mo.
High Pressure Sodium: 50000 Lumen - Directional	\$15.86/Mo.	\$17.57/Mo.
 <u>All Electric School</u>		
Customer Charge - Monthly Rate	\$58.44/Mo.	\$58.44/Mo.
Energy Charge	7.072c/kWh	8.130c/kWh
 <u>Special Contracted Service - Inland</u>		
Customer Charge - Monthly Rate	\$4,605.00/Mo.	\$4,605.00/Mo.
Demand Charge	\$6.06/KW	\$6.06/KW
Energy Charge	3.369c/kWh	4.384c/kWh

<u>Large Industrial Service#1</u>	<u>Present Rates</u>	<u>Proposed Rates</u>
Customer Charge - Monthly Rate	\$550.74/Mo.	\$550.74/Mo.
Demand Charge	\$8.05/KW	\$8.05/KW
Energy Charge	4.375c/kWh	5.433c/kWh

<u>Large Industrial Service#2</u>	<u>Present Rates</u>	<u>Proposed Rates</u>
Customer Charge - Monthly Rate	\$1,100.44/Mo.	\$1,100.44/Mo.
Demand Charge	\$8.05/KW	\$8.05/KW
Energy Charge	4.040c/kWh	5.098c/kWh

<u>Large Industrial Service#3</u>	<u>Present Rates</u>	<u>Proposed Rates</u>
Customer Charge - Monthly Rate	\$1,100.44/Mo.	\$1,100.44/Mo.
Demand Charge	\$6.58/KW	\$6.58/KW
Energy Charge	3.931c/kWh	4.989c/kWh

<u>Large Industrial Service#4</u>	<u>Present Rates</u>	<u>Proposed Rates</u>
Customer Charge - Monthly Rate	\$550.74/Mo.	\$550.74/Mo.
Demand Charge	\$5.55/KW	\$5.55/KW
Energy Charge	4.563c/kWh	5.621c/kWh

<u>Large Industrial Service#5</u>	<u>Present Rates</u>	<u>Proposed Rates</u>
Customer Charge - Monthly Rate	\$1,100.44/Mo.	\$1,100.44/Mo.
Demand Charge	\$5.55/KW	\$5.55/KW
Energy Charge	4.229c/kWh	5.287c/kWh

<u>Large Industrial Service#6</u>	<u>Present Rates</u>	<u>Proposed Rates</u>
Customer Charge - Monthly Rate	\$1,100.44/Mo.	\$1,100.44/Mo.
Demand Charge	\$5.55/KW	\$5.55/KW
Energy Charge	3.815c/kWh	4.873c/kWh

<u>Large Industrial Service#4B</u>	<u>Present Rates</u>	<u>Proposed Rates</u>
Customer Charge - Monthly Rate	\$550.74/Mo.	\$550.74/Mo.
Demand Charge - per Contract KW	\$5.55/KW	\$5.55/KW
Demand Charge - Per KW in Excess of Contract	\$8.05/KW	\$8.05/KW
Energy Charge	4.563c/kWh	5.621c/kWh

<u>Large Industrial Service#5B</u>	<u>Present Rates</u>	<u>Proposed Rates</u>
Customer Charge - Monthly Rate	\$1,100.44/Mo.	\$1,100.44/Mo.
Demand Charge - per Contract KW	\$5.55/KW	\$5.55/KW
Demand Charge - Per KW in Excess of Contract	\$8.05/KW	\$8.05/KW
Energy Charge	4.229c/kWh	5.287c/kWh

<u>Large Industrial Service#6B</u>		
Customer Charge - Monthly Rate	\$1,100.44/Mo.	\$1,100.44/Mo.
Demand Charge - per Contract KW	\$5.55/KW	\$5.55/KW
Demand Charge - Per KW in Excess of Contract	\$8.05/KW	\$8.05/KW
Energy Charge	3.815c/kWh	4.873c/kWh

<u>Large Industrial Service#7</u>		
Customer Charge - Monthly Rate	\$1,100.44/Mo.	\$1,100.44/Mo.
Demand Charge	\$5.55/KW	\$5.55/KW
Energy Charge	3.815c/kWh	4.873c/kWh

FLEMING-MASON ENERGY COOPERATIVE, INC

CASE NO. 2008-00528

APPENDIX A

ITEM 6

WITNESS: Joni Hazelrigg

Form for Filing Rate Schedules


Fleming-Mason Energy
Cooperative, Inc.
P. O. Box 328
Flemingsburg, KY 41041


For All Territory Served

P.S.C. No. 3
27th Revised Sheet No. 1
Cancelling P.S.C. No. 3
26th Revised Sheet No. 1

Name of Issuing Corporation

CLASSIFICATION OF SERVICE (I)	
Residential and Small Power - Schedule RSP	Rate Per Unit
<p><u>Applicability:</u> Available to all members of the Cooperative for all service requiring not more than 25kVa of transformer capacity. All use is subject to the established rules and regulations of the Cooperative.</p> <p><u>Character of Service:</u> Single-phase 60 Hertz at 120/240 volts alternating current, or where available, three-phase 60 Hertz at 120/240 volts alternating current.</p> <p><u>Monthly Rate:</u></p> <p style="padding-left: 40px;">Customer Charge \$9.75/Meter</p> <p style="padding-left: 40px;">Energy Charge - For All kwh 7.56¢/kwh</p> <p style="padding-left: 40px;">8.622¢</p> <p><u>Minimum Charge:</u> The monthly customer charge. For temporary or seasonal service a minimum charge of \$117.00 is required, payable at the time of request for service.</p> <p><u>Temporary Service:</u> Temporary service shall be supplied in accordance with the foregoing rate except that the customer shall pay in addition to the foregoing charges the total cost of connecting and disconnecting service less the value of materials returned to stock. The Cooperative may require a deposit, in advance, or the full amount of the estimated bill for service, including the cost of connection and disconnection.</p>	

Date of Issue 12/20/07
 Issued By 
 Issued by authority of an order of the Public Service Commission of Kentucky
 Case No. 2007-00022 Dated 12/20/07

Date Effective 1/01/08
 Title PUBLIC SERVICE COMMISSION OF KENTUCKY
 EFFECTIVE
 1/1/2008
 PURSUANT TO 807 KAR 5:011
 SECTION 9 (1)
 By 
 Executive Director

Form for Filing Rate Schedules

Fleming-Mason Energy
Cooperative, Inc.
P. O. Box 328
Flemingsburg, KY 41041

For All Territory Served

P.S.C. No. 3
15th Revised Sheet No. 1d
Cancelling P.S.C. No. 3
14th Revised Sheet No. 1d

Name of Issuing Inc.

CLASSIFICATION OF SERVICE (I)							
Residential and Small Power - Electric Thermal Storage Sch RSP-ETS	Rate Per Unit						
<p>OFF-PEAK Retail Marketing Rate</p> <p><u>Availability of Service:</u> Available to consumers eligible for Tariff Residential and Small Power Schedule. The electric power and energy furnished under Tariff Residential and Small Power OFF-PEAK Retail Marketing Rate shall be separately metered for each point of delivery. Other power and energy furnished will be billed under Residential and Small Power Schedule.</p> <p><u>Character of Service:</u> Single-phase 60 Hertz at 120/240 volts alternating current, or where available, three-phase 60 Hertz at 120/240 volts alternating current.</p> <p><u>Monthly Rate:</u> Energy Charge - For All kwh</p> <p><u>Schedule of Hours:</u> This rate is only applicable for the below listed off-peak hours:</p> <table border="0" style="width: 100%;"> <tr> <td style="width: 30%;"><u>Months</u></td> <td style="width: 70%;"><u>OFF-PEAK Hours – EST</u></td> </tr> <tr> <td>October thru April</td> <td>12:00 Noon to 5:00 P.M. 10:00 P.M. to 7:00 A.M.</td> </tr> <tr> <td>May thru September</td> <td>10:00 P.M. to 10:00 A.M.</td> </tr> </table>	<u>Months</u>	<u>OFF-PEAK Hours – EST</u>	October thru April	12:00 Noon to 5:00 P.M. 10:00 P.M. to 7:00 A.M.	May thru September	10:00 P.M. to 10:00 A.M.	<p>4.538c/kwh 5.173</p>
<u>Months</u>	<u>OFF-PEAK Hours – EST</u>						
October thru April	12:00 Noon to 5:00 P.M. 10:00 P.M. to 7:00 A.M.						
May thru September	10:00 P.M. to 10:00 A.M.						

Date of Issue 12/20/07
Issued By *Christopher S. Fey*
Issued by authority of an order of the Public Service
Case No. 2007-00022

Date Effective 1/01/08
PUBLIC SERVICE COMMISSION
Title President and CEO
of KENTUCKY
EFFECTIVE
Dated 12/20/07 ^{1/1/2008}
PURSUANT TO 807 KAR 5:011
SECTION 9 (1)
By *[Signature]*
Executive Director

Form for Filing Rate Schedules

For All Territory Served

Fleming-Mason Energy
Cooperative, Inc.
P. O. Box 328
Flemingsburg, KY 41041

P.S.C. No. 3
25th Revised Sheet No. 2
Cancelling P.S.C. No. 3
24th Revised Sheet No. 2

Name of Issuing Corporation

CLASSIFICATION OF SERVICE	
Small General Service - Schedule SGS	Rate Per Unit
<p><u>Applicability:</u> Available to all members of the Cooperative for all service requiring 30kva to 112.5kva transformer capacity. All use is subject to the established rules and regulations of the Cooperative.</p> <p><u>Character of Service:</u> Single-phase 60 Hertz alternating current, or where available, three-phase 60 Hertz alternating current, at the Cooperative's prevailing voltage levels.</p> <p><u>Monthly Rate:</u></p> <p style="margin-left: 40px;">Customer Charge Demand Charge - Per Billing KW Energy Charge - All kwh</p> <p><u>Determination of Billing Demand:</u> The billing demand shall be the maximum average kilowatt load used by the consumer for any period of fifteen consecutive minutes during the month for which the bill is rendered, as indicated or recorded by a demand meter.</p> <p><u>Power Factor:</u> The consumer agrees to maintain unity power factor as nearly as practicable. The Cooperative reserves the right to measure such power factor at the time. Should such measurements indicate that the power factor at the time of maximum demand is less than 90%, the demand for billing purposes shall be the demand as indicated or recorded by the demand meter multiplied by 90% and divided by the percent power factor.</p>	<p>\$44.34/Meter 6.68/KW 5.477c/kwh 6.535</p>

Date of Issue 12/20/07
 Issued By *Christopher S. Perry*
 Issued by authority of an order of the Public Service Commission of Kentucky
 Case No. 2007-00022

PUBLIC SERVICE COMMISSION
OF KENTUCKY
 Date Effective 1/1/08
 Title President and CEO
 Pursuant to 807 KAR 5:011
 Dated 12/20/07
 SECTION 9 (1)

By *[Signature]*
Executive Director

Form for Filing Rate Schedules

For All Territory Served

Fleming-Mason Energy
Cooperative, Inc.
P. O. Box 328
Flemingsburg, KY 41041

P.S.C. No. 3
27th Revised Sheet No. 3
Cancelling P.S.C. No. 3
26th Revised Sheet No. 3

Name of Issuing Corporation

CLASSIFICATION OF SERVICE (I)	
Large General Service - Schedule LGS	Rate Per Unit
<p><u>Applicability:</u> Available to all members of the Cooperative for all service requiring greater than 112.5kva at voltages of 25kv or less. All use is subject to the established rules and regulations of the Cooperative.</p> <p><u>Character of Service:</u> Three-phase 60 Hertz alternating current at the Cooperative's prevailing voltage levels.</p> <p><u>Monthly Rate:</u></p> <p style="margin-left: 40px;">Customer Charge Demand Charge - Per Billing KW Energy Charge - All kwh</p> <p><u>Determination of Billing Demand:</u> The billing demand shall be the maximum kilowatt demand established by the consumer for any period of fifteen consecutive minutes during the month for which the bill is rendered, as indicated or recorded by a demand meter and adjusted for power factor as provided below.</p> <p><u>Power Factor Adjustment:</u> The consumer agrees to maintain unity power factor as nearly as practicable. Power factor may be measured at any time. Should such measurements indicate that the power factor at the time of maximum demand is less than 90%, the demand for billing purposes shall be the demand as indicated or recorded by the demand meter multiplied by 90% and divided by the percent power factor.</p>	<p>\$59.00/Meter 6.24/KW 4.455c/kwh 5.513</p>

PUBLIC SERVICE COMMISSION
OF KENTUCKY

PURSUANT TO 807 KAR 5:011
SECTION 9 (1)

Date of Issue 12/20/07 Date Effective 1/1/2008
 Issued By Christopher S. Pen Title President and CEO
 Issued by authority of an order of the Public Service Commission of Kentucky
 Case No. 2007-00022 Dated 12/20/07

By [Signature]
Executive Director

Form for Filing Rate Schedules
Fleming-Mason Energy
Cooperative, Inc.
P. O. Box 328
Flemingsburg, KY 41041

For All Territory Served
P.S.C. No. 3
26th Revised Sheet No. 4a
Cancelling P.S.C. No. 3
25th Revised Sheet No. 4a

Name of Issuing Corporation

CLASSIFICATION OF SERVICE (I)			
Outdoor Lighting Service - Schedule OLS			Rate Per Unit
excess of 300 feet, plus the cost difference if any, for that portion of the service or facilities under 300 feet. In a similar manner the member will pay the difference in the cost of operation and maintaining such a system or equipment and the cost of operation and maintaining a conventional overhead system.			
5. Any installation costs which are to be borne by the member are due and payable at the time of installation.			
<u>Monthly Rate:</u>			
<u>Mercury Vapor</u>	<u>Watt</u>		
7,000 Lumens (approx.)	207	Standard Service	\$7.77/Mo. 8.50
		Ornamental Service	17.75/Mo. 18.48
20,000 Lumens (approx.)	453	Standard Service	\$14.94/Mo. 16.54
		Ornamental Service	23.59/Mo. 25.19
<u>High Pressure Sodium</u>	<u>Watt</u>		
9,500 Lumens (approx.)	117	Standard Service	\$ 7.61/Mo. 8.02
		Ornamental Service	16.24/Mo. 16.65
		Directional Service	7.70/Mo. 8.11
22,000 Lumens (approx.)	242	Standard Service	\$10.78/Mo. 11.64
		Ornamental Service	19.43/Mo. 20.29
		Directional Service	10.58/Mo. 11.44
50,000 Lumens (approx.)	485	Standard Service	\$16.19/Mo. 17.90
		Ornamental Service	24.38/Mo. 26.09
		Directional Service	15.86/Mo. 17.57

Date of Issue 12/20/07
Issued By Christopher S. Perry
Issued by authority of an order of the Public Service Commission of Kentucky
Case No. 2007-00022

Date Effective 1/01/08
Title President and CEO
Commission of Kentucky
PUBLIC SERVICE COMMISSION
OF KENTUCKY
EFFECTIVE
1/1/2008
PURSUANT TO 807 KAR 5:011
SECTION 9 (1)
By [Signature]
Executive Director

Form for Filing Rate Schedules

For All Territory Served

Fleming-Mason Energy
Cooperative, Inc.
P. O. Box 328
Flemingsburg, KY 41041

P.S.C. No. 3
27th Revised Sheet No. 1
Cancelling P.S.C. No. 3
26th Revised Sheet No. 1

Name of Issuing Corporation

CLASSIFICATION OF SERVICE (I)	
All Electric School - Schedule AES	Rate Per Unit
<p><u>Applicability:</u> Available to all public or nonprofit private schools whose total energy requirement excluding lighting for athletic fields, is supplied by electricity furnished by the Cooperative.</p> <p><u>Character of Service:</u> Single or three-phase 60 Hertz alternating current, at the Cooperative's prevailing voltage levels.</p> <p><u>Monthly Rate:</u></p> <p style="padding-left: 40px;">Customer Charge</p> <p style="padding-left: 40px;">Energy Charge - For All kwh</p> <p><u>Minimum Charge:</u> The minimum annual charge will be not less than \$19.00 per kva of required transformer capacity as determined by the Cooperative.</p> <p><u>Term of Contract:</u> Service under this rate schedule will be furnished under an "Agreement for purchase of Power" for a term of not less than five (5) years.</p>	<p>\$58.44/Meter</p> <p>7.072c/kwh</p> <p>8.130</p>

Date of Issue 12/20/07
 Issued By Christopher S. Perry
 Issued by authority of an order of the Public Service
 Case No. 2007-00022

Date Effective 1/01/08
 PUBLIC SERVICE COMMISSION
 Title President and CEO
 Commission of KENTUCKY
 Dated 12/20/07 1/1/2008
 PURSUANT TO 807 KAR 5:011
 SECTION 9 (1)
 By [Signature]
 Executive Director

Fleming-Mason Energy Cooperative, Inc.
P.O. Box 328
Flemingsburg, KY 41041

For All Territory Served
P.S.C. No. 3
Original Sheet 16
Cancelling P.S. C. No. _____
Sheet No. _____

CLASSIFICATION OF SERVICE							
Large Industrial Service - Schedule LIS 7	Rate Per Unit						
<p><u>Applicability:</u> Available to all members of the Cooperative who receive service directly off of a distribution substation and where the monthly contract demand is 7,500 kW and above with a month energy usage equal to or greater than 400 hours per kW of billing demand. Member pays for cost of connecting to substation.</p> <p><u>Condition:</u> An "Agreement for Purchased Power" shall be executed by the consumer for service under this schedule.</p> <p><u>Character of Service</u> Three-phase 60 Hertz alternating current as specified in the Agreement for Purchased Power.</p> <p><u>Monthly Rate:</u></p> <table border="0"> <tr> <td>Customer Charge</td> <td>\$1,100.44/Mo</td> </tr> <tr> <td>Demand Charge - Billing kW</td> <td>\$5.55/kW</td> </tr> <tr> <td>Energy Charge - for All kWh</td> <td>\$0.03815/kWh .04873</td> </tr> </table> <p><u>Determination of Billing Demand:</u> The monthly billing demand shall be the greater of A (A) or (B) (A) The Contract Demand (B) The consumer's highest demand during the current month or preceding eleven (11) months. The peak demand is the highest average rate at which energy is used during any fifteen minute interval in the below listed hours for each month and adjusted for power factor as provided herein:</p>	Customer Charge	\$1,100.44/Mo	Demand Charge - Billing kW	\$5.55/kW	Energy Charge - for All kWh	\$0.03815/kWh .04873	
Customer Charge	\$1,100.44/Mo						
Demand Charge - Billing kW	\$5.55/kW						
Energy Charge - for All kWh	\$0.03815/kWh .04873						

Date of Issue 15-Aug-07
Issued By Christopher S. Ray
Issued by authority of the an order from the Public Service Commission of Kentucky
Case No. _____

Date Effective 15-Sep-07
Title President & CEO
Commission of Kentucky
Dated _____
SECTION 9 (1)

PUBLIC SERVICE COMMISSION
OF KENTUCKY
By [Signature]
Executive Director

Form for Filing Rate Schedules

For All Territory Served

Fleming-Mason Energy
Cooperative, Inc.
P. O. Box 328
Flemingsburg, KY 41041

P.S.C. No. 3
13th Revised Sheet No. 8
Cancelling P.S.C. No. 3
12th Revised Sheet No. 8

Name of Issuing Corporation

CLASSIFICATION OF SERVICE (I)															
Large Industrial Service - Schedule LIS 1	Rate Per Unit														
<p><u>Applicability:</u> Available to all members of the Cooperative for all service where the monthly contract demand is between 1000KW and 4999 KW. All use is subject to the established rules and regulations of the Cooperative.</p> <p><u>Condition:</u> An "Agreement for Purchased Power" shall be executed by the consumer for service under this schedule.</p> <p><u>Character of Service:</u> Three-phase 60 Hertz alternating current as specified in Agreement for Purchased Power.</p> <p><u>Monthly Rate:</u></p> <table style="width: 100%; border: none;"> <tr> <td style="width: 70%;">Customer Charge</td> <td style="text-align: right;">\$550.74/Mo.</td> </tr> <tr> <td>Demand Charge - Per Billing KW</td> <td style="text-align: right;">8.05/KW</td> </tr> <tr> <td>Energy Charge - For All kwh</td> <td style="text-align: right;">4.375c/kwh</td> </tr> <tr> <td></td> <td style="text-align: right;">5.433</td> </tr> </table> <p><u>Determination of Billing Demand:</u> The monthly billing demand shall be the greater of (A) or (B) listed below: (A) The contract demand (B) The kilowatt demand as metered at the load center shall be the highest average rate at which energy is used during any fifteen minute interval during the current month during the below listed hours:</p> <table style="width: 100%; border: none;"> <thead> <tr> <th style="text-align: left;"><u>Months</u></th> <th style="text-align: left;"><u>Hours Applicable for Demand Billing-EST</u></th> </tr> </thead> <tbody> <tr> <td>October - April</td> <td>7:00 A.M. to 12:00 Noon, 5:00 P.M. to 10:00 P.M.</td> </tr> <tr> <td>May - September</td> <td>10:00 A.M. to 10:00 P.M.</td> </tr> </tbody> </table>		Customer Charge	\$550.74/Mo.	Demand Charge - Per Billing KW	8.05/KW	Energy Charge - For All kwh	4.375c/kwh		5.433	<u>Months</u>	<u>Hours Applicable for Demand Billing-EST</u>	October - April	7:00 A.M. to 12:00 Noon, 5:00 P.M. to 10:00 P.M.	May - September	10:00 A.M. to 10:00 P.M.
Customer Charge	\$550.74/Mo.														
Demand Charge - Per Billing KW	8.05/KW														
Energy Charge - For All kwh	4.375c/kwh														
	5.433														
<u>Months</u>	<u>Hours Applicable for Demand Billing-EST</u>														
October - April	7:00 A.M. to 12:00 Noon, 5:00 P.M. to 10:00 P.M.														
May - September	10:00 A.M. to 10:00 P.M.														

PUBLIC SERVICE COMMISSION
OF KENTUCKY
EFFECTIVE
8/1/2007
PURSUANT TO 807 KAR 5:011
9 (1)

Date Effective 8/01/07
Title President and CEO

Date [Signature]
Executive Director

Date of Issue 7/25/07
Issued By [Signature]
Issued by authority of an order of the Public Service Com
Case No. 2006-00516

Form for Filing Rate Schedules

For All Territory Served

Fleming-Mason Energy
Cooperative, Inc.
P. O. Box 328
Flemingsburg, KY 41041

P.S.C. No. 3
13th Revised Sheet No. 9
Cancelling P.S.C. No. 3
12th Revised Sheet No. 9

Name of Issuing Corporation

CLASSIFICATION OF SERVICE (I)															
Large Industrial Service - Schedule LIS 2	Rate Per Unit														
<p><u>Applicability:</u> Available to all members of the Cooperative for all service where the monthly contract demand is between 5000KW and 9999 KW. All use is subject to the established rules and regulations of the Cooperative.</p> <p><u>Condition:</u> An "Agreement for Purchased Power" shall be executed by the consumer for service under this schedule.</p> <p><u>Character of Service:</u> Three-phase 60 Hertz alternating current as specified in Agreement for Purchased Power.</p> <p><u>Monthly Rate:</u></p> <table style="width: 100%; border: none;"> <tr> <td style="width: 70%;">Customer Charge</td> <td style="text-align: right;">\$1100.44/Mo</td> </tr> <tr> <td>Demand Charge - Per Billing KW</td> <td style="text-align: right;">8.05/KW</td> </tr> <tr> <td>Energy Charge - For All kwh</td> <td style="text-align: right;">4.040c/kwh</td> </tr> <tr> <td></td> <td style="text-align: right;">5.098</td> </tr> </table> <p><u>Determination of Billing Demand:</u> The monthly billing demand shall be the greater of (A) or (B) listed below</p> <p>(A) The contract demand</p> <p>(B) The kilowatt demand as metered at the load center shall be the highest average rate at which energy is used during any fifteen minute interval during the current month during the below listed hours:</p> <table style="width: 100%; border: none;"> <thead> <tr> <th style="text-align: left;"><u>Months</u></th> <th style="text-align: left;"><u>Hours Applicable for Demand Billing</u></th> </tr> </thead> <tbody> <tr> <td>October - April</td> <td>7:00 A.M. to 12:00 Noon; 5:00 P.M. to 10:00 P.M.</td> </tr> <tr> <td>May - September</td> <td>10:00 A.M. to 10:00 P.M.</td> </tr> </tbody> </table>		Customer Charge	\$1100.44/Mo	Demand Charge - Per Billing KW	8.05/KW	Energy Charge - For All kwh	4.040 c/kwh		5.098	<u>Months</u>	<u>Hours Applicable for Demand Billing</u>	October - April	7:00 A.M. to 12:00 Noon; 5:00 P.M. to 10:00 P.M.	May - September	10:00 A.M. to 10:00 P.M.
Customer Charge	\$1100.44/Mo														
Demand Charge - Per Billing KW	8.05/KW														
Energy Charge - For All kwh	4.040 c/kwh														
	5.098														
<u>Months</u>	<u>Hours Applicable for Demand Billing</u>														
October - April	7:00 A.M. to 12:00 Noon; 5:00 P.M. to 10:00 P.M.														
May - September	10:00 A.M. to 10:00 P.M.														

PUBLIC SERVICE COMMISSION
OF KENTUCKY
EFFECTIVE
8/1/2007
PURSUANT TO 807 KAR 5:011

SECTION 9 (1)

8/6/07

President

Executive Director

Date of Issue 7/25/07 Date Effective 8/6/07
 Issued By [Signature] Title President
 Issued by authority of an order of the Public Service Commission
 Case No. 2006-00516 Dated 7/25/07

Form for Filing Rate Schedules

For All Territory Served

Fleming-Mason Energy
Cooperative, Inc.
P. O. Box 328
Flemingsburg, KY 41041

P.S.C. No. 3
24th Revised Sheet No. 7
Cancelling P.S.C. No. 3
23rd Revised Sheet No. 7

Name of Issuing Corporation

CLASSIFICATION OF SERVICE (I)															
Large Industrial Service - Schedule LIS 3	Rate Per Unit														
<p><u>Applicability:</u> Available to all members of the Cooperative for all service where the monthly contract demand is 10,000KW and above. All use is subject to the established rules and regulations of the Cooperative.</p> <p><u>Condition:</u> An "Agreement for Purchased Power" shall be executed by the consumer for service under this schedule.</p> <p><u>Character of Service:</u> Three-phase 60 Hertz alternating current as specified in Agreement for Purchased Power.</p> <p><u>Monthly Rate:</u></p> <table style="width: 100%; border: none;"> <tr> <td style="width: 70%;">Customer Charge</td> <td style="width: 30%; text-align: right;">\$1100.44/Mo</td> </tr> <tr> <td>Demand Charge - Per Billing KW</td> <td style="text-align: right;">.658/KW</td> </tr> <tr> <td>Energy Charge - For All kwh</td> <td style="text-align: right;">3.931c/kwh</td> </tr> <tr> <td></td> <td style="text-align: right;">4.989</td> </tr> </table> <p><u>Determination of Billing Demand:</u> The monthly billing demand shall be the greater of (A) or (B) listed</p> <p>(A) The contract demand</p> <p>(B) The kilowatt demand as metered at the load center shall be the highest average rate at which energy is used during any fifteen minute interval during the current month during the below listed hours:</p> <table style="width: 100%; border: none;"> <thead> <tr> <th style="text-align: left;"><u>Months</u></th> <th style="text-align: left;"><u>Hours Applicable for Demand Billing-EST</u></th> </tr> </thead> <tbody> <tr> <td>October - April</td> <td>7:00 A.M. to 12:00 P.M. 5:00 P.M. to 10:00 P.M.</td> </tr> <tr> <td>May - September</td> <td>10:00 A.M. to 10:00 P.M.</td> </tr> </tbody> </table>		Customer Charge	\$1100.44/Mo	Demand Charge - Per Billing KW	.658/KW	Energy Charge - For All kwh	3.931c/kwh		4.989	<u>Months</u>	<u>Hours Applicable for Demand Billing-EST</u>	October - April	7:00 A.M. to 12:00 P.M. 5:00 P.M. to 10:00 P.M.	May - September	10:00 A.M. to 10:00 P.M.
Customer Charge	\$1100.44/Mo														
Demand Charge - Per Billing KW	.658/KW														
Energy Charge - For All kwh	3.931c/kwh														
	4.989														
<u>Months</u>	<u>Hours Applicable for Demand Billing-EST</u>														
October - April	7:00 A.M. to 12:00 P.M. 5:00 P.M. to 10:00 P.M.														
May - September	10:00 A.M. to 10:00 P.M.														

Date of Issue 7/25/07

Issued By *Charles S. King*

Issued by authority of an order of the Public Service Commission

Case No. 2006-00516

Date Effective 8/01/07

Title President and CEO

[Signature]

By *[Signature]*
Executive Director

PURSUANT TO 2007 KAR 5:011
SECTION 9 (1)
PUBLIC SERVICE COMMISSION
OF KENTUCKY
EFFECTIVE
8/1/2007

Form for Filing Rate Schedules

For All Territory Served

Fleming-Mason Energy
Cooperative, Inc.
P. O. Box 328
Flemingsburg, KY 41041

P.S.C. No. 3
13th Revised Sheet No. 10
Cancelling P.S.C. No. 3
12th Revised Sheet No. 10

Name of Issuing Corporation

CLASSIFICATION OF SERVICE (I)							
Large Industrial Service - Schedule LIS 4	Rate Per Unit						
<p><u>Applicability:</u> Available to all members of the Cooperative for individual metered service where the monthly contract demand is 500 - 4999 KW with a monthly energy usage equal to or greater than 400 hours per KW of billing demand.</p> <p><u>Condition:</u> An "Agreement for Purchased Power" shall be executed by the consumer for service under this schedule.</p> <p><u>Character of Service:</u> Three-phase 60 Hertz alternating current as specified in Agreement for Purchased Power.</p> <p><u>Monthly Rate:</u></p> <p style="margin-left: 40px;">Customer Charge</p> <p style="margin-left: 40px;">Demand Charge - Per Billing KW</p> <p style="margin-left: 40px;">Energy Charge - For All kwh</p>							
<p>\$550.74/Mo.</p> <p>5.55/KW</p> <p>4.563c/kwh</p> <p>5.621</p>							
<p><u>Determination of Billing Demand:</u> The monthly billing demand shall be the greater of (A) or (B) listed below</p> <p>(A) The contract demand</p> <p>(B) The ultimate consumer's highest demand during the current month or preceding eleven months coincide with load center's peak demand. The load center's peak demand is the highest average rate at which energy is used during any fifteen minute interval in the below listed hours for each month and adjusted for power factor as provided herein:</p> <table border="0" style="width: 100%;"> <tr> <td style="text-align: center;"><u>Months</u></td> <td style="text-align: center;"><u>Hours Applicable for Demand Billing-EST</u></td> </tr> <tr> <td style="text-align: center;">October - April</td> <td style="text-align: center;">7:00 A.M. to 12:00 Noon, 5:00 P.M. to 10:00 P.M.</td> </tr> <tr> <td style="text-align: center;">May - September</td> <td style="text-align: center;">10:00 A.M. to 10:00 P.M.</td> </tr> </table>		<u>Months</u>	<u>Hours Applicable for Demand Billing-EST</u>	October - April	7:00 A.M. to 12:00 Noon, 5:00 P.M. to 10:00 P.M.	May - September	10:00 A.M. to 10:00 P.M.
<u>Months</u>	<u>Hours Applicable for Demand Billing-EST</u>						
October - April	7:00 A.M. to 12:00 Noon, 5:00 P.M. to 10:00 P.M.						
May - September	10:00 A.M. to 10:00 P.M.						

PUBLIC SERVICE COMMISSION
OF KENTUCKY
EFFECTIVE
8/1/2007
PURSUANT TO 807 KAR 5:014
SECTION 9 (1)

Date Effective 8/01/07
Title President and CEO
Date [Signature]
Executive Director

Date of Issue 7/25/07
Issued By [Signature]
Issued by authority of an order of the Public Service Comr
Case No. 2006-00516

Form for Filing Rate Schedules

For All Territory Served


Fleming-Mason Energy
Cooperative, Inc.
P. O. Box 328
Flemingsburg, KY 41041

P.S.C. No. 3
13th Revised Sheet No. 11
Cancelling P.S.C. No. 3
12th Revised Sheet No. 11

Name of Issuing Corporation

CLASSIFICATION OF SERVICE															
Large Industrial Service - Schedule LIS 5	Rate Per Unit														
<p><u>Applicability:</u> Available to all members of the Cooperative for individual metered service where the monthly contract demand is 5000 - 9999 KW with a monthly energy usage equal to or greater than 400 hours per KW of billing demand.</p> <p><u>Condition:</u> An "Agreement for Purchased Power" shall be executed by the consumer for service under this schedule.</p> <p><u>Character of Service:</u> Three-phase 60 Hertz alternating current as specified in Agreement for Purchased Power.</p> <p><u>Monthly Rate:</u></p> <table style="width: 100%; border: none;"> <tr> <td style="width: 70%;">Customer Charge</td> <td style="text-align: right;">\$1100.44/Mo.</td> </tr> <tr> <td>Demand Charge - Per Billing KW</td> <td style="text-align: right;">5.55/KW</td> </tr> <tr> <td>Energy Charge - For All kwh</td> <td style="text-align: right;">4.229c/kwh.</td> </tr> <tr> <td></td> <td style="text-align: right;">5.287</td> </tr> </table> <p><u>Determination of Billing Demand:</u> The monthly billing demand shall be the greater of (A) or (B) listed below: (A) The contract demand (B) The ultimate consumer's highest demand during the current month or preceding eleven months coincide with load center's peak demand. The load center's peak demand is the highest average rate at which energy is used during any fifteen minute interval in the below listed hours for each month and adjusted for power factor as provided herein:</p> <table style="width: 100%; border: none;"> <thead> <tr> <th style="text-align: left;"><u>Months</u></th> <th style="text-align: left;"><u>Hours Applicable for Demand Billing-EST</u></th> </tr> </thead> <tbody> <tr> <td>October - April</td> <td>7:00 A.M. to 12:00 Noon, 5:00 P.M. to 10:00 P.M.</td> </tr> <tr> <td>May - September</td> <td>10:00 A.M. to 10:00 P.M.</td> </tr> </tbody> </table>		Customer Charge	\$1100.44/Mo.	Demand Charge - Per Billing KW	5.55/KW	Energy Charge - For All kwh	4.229c/kwh.		5.287	<u>Months</u>	<u>Hours Applicable for Demand Billing-EST</u>	October - April	7:00 A.M. to 12:00 Noon, 5:00 P.M. to 10:00 P.M.	May - September	10:00 A.M. to 10:00 P.M.
Customer Charge	\$1100.44/Mo.														
Demand Charge - Per Billing KW	5.55/KW														
Energy Charge - For All kwh	4.229c/kwh.														
	5.287														
<u>Months</u>	<u>Hours Applicable for Demand Billing-EST</u>														
October - April	7:00 A.M. to 12:00 Noon, 5:00 P.M. to 10:00 P.M.														
May - September	10:00 A.M. to 10:00 P.M.														

PUBLIC SERVICE COMMISSION
OF KENTUCKY
EFFECTIVE
8/1/2007
PURSUANT TO 807 KAR 5:011
SECTION 9(1)

Date Effective 8/01/07
Title President and CEO

Executive Director

Date of Issue 7/25/07
Issued By Christopher S. Ray
Issued by authority of an order of the Public Service Com
Case No. 2006-00516

Form for Filing Rate Schedules

For All Territory Served

Fleming-Mason Energy
Cooperative, Inc.
P. O. Box 328
Flemingsburg, KY 41041

P.S.C. No. 3
13th Revised Sheet No. 12
Cancelling P.S.C. No. 3
12th Revised Sheet No. 12

Name of Issuing Corporation

CLASSIFICATION OF SERVICE													
Large Industrial Service - Schedule LIS 6	Rate Per Unit												
<p><u>Applicability:</u> Available to all members of the Cooperative for individual metered service where the monthly contract demand is 10,000 KW and above with a monthly energy usage equal to or greater than 400 hours per KW of billing demand.</p> <p><u>Condition:</u> An "Agreement for Purchased Power" shall be executed by the consumer for service under this schedule.</p> <p><u>Character of Service:</u> Three-phase 60 Hertz alternating current as specified in Agreement for Purchased Power.</p> <p><u>Monthly Rate:</u></p> <table style="width: 100%; border: none;"> <tr> <td style="width: 70%;">Customer Charge - - - - -</td> <td style="width: 30%; text-align: right;">\$1100.44/Mo</td> </tr> <tr> <td>Demand Charge - Per Billing KW</td> <td style="text-align: right;">5.55/KW</td> </tr> <tr> <td>Energy Charge - For All kwh</td> <td style="text-align: right;">3.815c/kwh 4.873</td> </tr> </table> <p><u>Determination of Billing Demand:</u> The monthly billing demand shall be the greater of (A) or (B) listed below: (A) The contract demand (B) The ultimate consumer's highest demand during the current month or preceding eleven months coincide with load center's peak demand. The load center's peak demand is the highest average rate at which energy is used during any fifteen minute interval in the below listed hours for each month and adjusted for power factor as provided herein:</p> <table style="width: 100%; border: none;"> <thead> <tr> <th style="text-align: left;"><u>Months</u></th> <th style="text-align: left;"><u>Hours Applicable for Demand Billing-EST</u></th> </tr> </thead> <tbody> <tr> <td>October - April</td> <td>7:00 A.M. to 12:00 Noon, 5:00 P.M. to 10:00 P.M.</td> </tr> <tr> <td>May - September</td> <td>10:00 A.M. to 10:00 P.M.</td> </tr> </tbody> </table>		Customer Charge - - - - -	\$1100.44/Mo	Demand Charge - Per Billing KW	5.55/KW	Energy Charge - For All kwh	3.815c/kwh 4.873	<u>Months</u>	<u>Hours Applicable for Demand Billing-EST</u>	October - April	7:00 A.M. to 12:00 Noon, 5:00 P.M. to 10:00 P.M.	May - September	10:00 A.M. to 10:00 P.M.
Customer Charge - - - - -	\$1100.44/Mo												
Demand Charge - Per Billing KW	5.55/KW												
Energy Charge - For All kwh	3.815c/kwh 4.873												
<u>Months</u>	<u>Hours Applicable for Demand Billing-EST</u>												
October - April	7:00 A.M. to 12:00 Noon, 5:00 P.M. to 10:00 P.M.												
May - September	10:00 A.M. to 10:00 P.M.												

PUBLIC SERVICE COMMISSION
OF KENTUCKY
EFFECTIVE
8/1/2007
PURSUANT TO 807 KAR 5:011
SECTION 9 (1)

Date Effective 8/01/07
Title President and CEO
By [Signature]
Executive Director

Date of Issue 7/25/07
Issued By [Signature]
Issued by authority of an order of the Public Service Com
Case No. 2006-00516

Form for Filing Rate Schedules

For All Territory Served

Fleming-Mason Energy
Cooperative, Inc.
P. O. Box 328
Flemingsburg, KY 41041

P.S.C. No. 3
11th Revised Sheet No. 13
Cancelling P.S.C. No. 3
10th Revised Sheet No. 13

Name of Issuing Corporation

CLASSIFICATION OF SERVICE																	
Large Industrial Service - Schedule LIS 4B	Rate Per Unit																
<p><u>Applicability:</u> Available to all members of the Cooperative for individual metered service where the monthly contract demand is 500 – 4999 KW with a monthly energy usage equal to or greater than 400 hours per KW of billing demand.</p> <p><u>Condition:</u> An "Agreement for Purchased Power" shall be executed by the consumer for service under this schedule.</p> <p><u>Character of Service:</u> Three-phase 60 Hertz alternating current as specified in Agreement for Purchased Power.</p> <p><u>Monthly Rate:</u></p> <table style="width: 100%; border: none;"> <tr> <td style="width: 70%;">Customer Charge</td> <td style="text-align: right;">\$550.74/Mo.</td> </tr> <tr> <td>Demand Charge – Per Contract KW</td> <td style="text-align: right;">5.55/KW</td> </tr> <tr> <td>Demand Charge –Per Billing KW</td> <td style="text-align: right;">8.05/KW</td> </tr> <tr> <td>Energy Charge - For All kwh</td> <td style="text-align: right;">4.563c/kwh</td> </tr> <tr> <td></td> <td style="text-align: right;">5.621</td> </tr> </table> <p><u>Determination of Billing Demand:</u> The monthly billing demand (kilowatt demand) shall be the contract demand plus any excess demand. Excess demand occurs when the ultimate consumer's highest demand during the current month, coincident with the load center's peak, exceeds the contract demand. The load center's peak demand is highest average rate at which energy is used during any fifteen-minute interval in the below listed hours for each month and adjusted for power factor as provided therein:</p> <table style="width: 100%; border: none;"> <thead> <tr> <th style="text-align: center;">Months</th> <th style="text-align: center;">Hours Applicable for Demand Billing-EST</th> </tr> </thead> <tbody> <tr> <td style="text-align: center;">October - April</td> <td style="text-align: center;">7:00 A.M. to 12:00 Noon, 5:00 P.M. to 10:00 P.M.</td> </tr> <tr> <td style="text-align: center;">May - September</td> <td style="text-align: center;">10:00 A.M. to 10:00 P.M.</td> </tr> </tbody> </table>		Customer Charge	\$550.74/Mo.	Demand Charge – Per Contract KW	5.55/KW	Demand Charge –Per Billing KW	8.05/KW	Energy Charge - For All kwh	4.563c/kwh		5.621	Months	Hours Applicable for Demand Billing-EST	October - April	7:00 A.M. to 12:00 Noon, 5:00 P.M. to 10:00 P.M.	May - September	10:00 A.M. to 10:00 P.M.
Customer Charge	\$550.74/Mo.																
Demand Charge – Per Contract KW	5.55/KW																
Demand Charge –Per Billing KW	8.05/KW																
Energy Charge - For All kwh	4.563c/kwh																
	5.621																
Months	Hours Applicable for Demand Billing-EST																
October - April	7:00 A.M. to 12:00 Noon, 5:00 P.M. to 10:00 P.M.																
May - September	10:00 A.M. to 10:00 P.M.																

Date of Issue 7/25/07

Issued By *Charles S. King*

Issued by authority of an order of the Public Service Com

Case No. 2006-00516

Date Effective 8/01/07

Title President and CEO

[Signature]

Executive Director

PUBLIC SERVICE COMMISSION
OF KENTUCKY
EFFECTIVE
8/1/2007
PURSUANT TO 807 KAR 5-011
SECTION 9(1)

Form for Filing Rate Schedules

For All Territory Served

Fleming-Mason Energy
Cooperative, Inc.
P. O. Box 328
Flemingsburg, KY 41041


P.S.C. No. 3
11th Revised Sheet No. 14
Cancelling P.S.C. No. 3
10th Revised Sheet No. 14

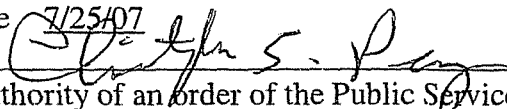
Name of Issuing Corporation

CLASSIFICATION OF SERVICE																	
Large Industrial Service - Schedule LIS 5B	Rate Per Unit																
<p><u>Applicability:</u> Available to all members of the Cooperative for individual metered service where the monthly contract demand is 5000 - 9999 KW with a monthly energy usage equal to or greater than 400 hours per KW of billing demand.</p> <p><u>Condition:</u> An "Agreement for Purchased Power" shall be executed by the consumer for service under this schedule.</p> <p><u>Character of Service:</u> Three-phase 60 Hertz alternating current as specified in Agreement for Purchased Power.</p> <p><u>Monthly Rate:</u></p> <table style="width: 100%; border: none;"> <tr> <td style="width: 75%;">Customer Charge</td> <td style="text-align: right;">\$1100.44/Mo</td> </tr> <tr> <td>Demand Charge - Per Contract KW</td> <td style="text-align: right;">5.55/KW</td> </tr> <tr> <td>Demand Charge - Per KW in Excess of Contract</td> <td style="text-align: right;">8.05/KW</td> </tr> <tr> <td>Energy Charge - For All kwh</td> <td style="text-align: right;">4.229c/kwh</td> </tr> <tr> <td></td> <td style="text-align: right;">5.287</td> </tr> </table> <p><u>Determination of Billing Demand:</u> The monthly billing demand (kilowatt demand) shall be the contract demand plus any excess demand. Excess demand occurs when the ultimate consumer's highest demand during the current month, coincident with the load center's peak, exceeds the contract demand. The load center's peak demand is highest average rate at which energy is used during any fifteen-minute interval in the below listed hours for each month and adjusted for power factor as provided therein:</p> <table style="width: 100%; border: none;"> <thead> <tr> <th style="text-align: center;"><u>Months</u></th> <th style="text-align: center;"><u>Hours Applicable for Demand Billing-EST</u></th> </tr> </thead> <tbody> <tr> <td style="text-align: center;">October - April</td> <td style="text-align: center;">7:00 A.M. to 12:00 Noon, 5:00 P.M. to 10:00 P.M.</td> </tr> <tr> <td style="text-align: center;">May - September</td> <td style="text-align: center;">10:00 A.M. to 10:00 P.M.</td> </tr> </tbody> </table>		Customer Charge	\$1100.44/Mo	Demand Charge - Per Contract KW	5.55/KW	Demand Charge - Per KW in Excess of Contract	8.05/KW	Energy Charge - For All kwh	4.229c/kwh		5.287	<u>Months</u>	<u>Hours Applicable for Demand Billing-EST</u>	October - April	7:00 A.M. to 12:00 Noon, 5:00 P.M. to 10:00 P.M.	May - September	10:00 A.M. to 10:00 P.M.
Customer Charge	\$1100.44/Mo																
Demand Charge - Per Contract KW	5.55/KW																
Demand Charge - Per KW in Excess of Contract	8.05/KW																
Energy Charge - For All kwh	4.229c/kwh																
	5.287																
<u>Months</u>	<u>Hours Applicable for Demand Billing-EST</u>																
October - April	7:00 A.M. to 12:00 Noon, 5:00 P.M. to 10:00 P.M.																
May - September	10:00 A.M. to 10:00 P.M.																

PUBLIC SERVICE COMMISSION
OF KENTUCKY
EFFECTIVE
8/1/2007
PURSUANT TO 807 KAR 5-011
SECTION 9(1)

Date Effective 8/01/07
Title President and CEO

By 
Executive Director

Date of Issue 7/25/07
Issued By 
Issued by authority of an order of the Public Service Com
Case No. 2006-00516

Form for Filing Rate Schedules

For All Territory Served

Fleming-Mason Energy
Cooperative, Inc.
P. O. Box 328
Flemingsburg, KY 41041

P.S.C. No. 3
11th Revised Sheet No. 15
Cancelling P.S.C. No. 3
10th Revised Sheet No. 15

Name of Issuing Corporation

CLASSIFICATION OF SERVICE																	
Large Industrial Service - Schedule LIS 6B	Rate Per Unit																
<p><u>Applicability:</u> Available to all members of the Cooperative for individual metered service where the monthly contract demand is 10,000 KW and above with a monthly energy usage equal to or greater then 400 hours per KW of billing demand.</p> <p><u>Condition:</u> An "Agreement for Purchased Power" shall be executed by the consumer for service under this schedule.</p> <p><u>Character of Service:</u> Three-phase 60 Hertz alternating current as specified in Agreement for Purchased Power.</p> <p><u>Monthly Rate:</u></p> <table style="width: 100%; border: none;"> <tr> <td style="width: 80%;">Customer Charge</td> <td style="text-align: right;">\$1100.44/Mo</td> </tr> <tr> <td>Demand Charge – Per Contract KW</td> <td style="text-align: right;">5.55/KW</td> </tr> <tr> <td>Demand Charge - Per Billing KW</td> <td style="text-align: right;">8.05/KW</td> </tr> <tr> <td>Energy Charge - For All kwh</td> <td style="text-align: right;">3.815c/kwh</td> </tr> <tr> <td></td> <td style="text-align: right;">4.873</td> </tr> </table> <p><u>Determination of Billing Demand:</u> The monthly billing demand (kilowatt demand) shall be the contract demand plus any excess demand. Excess demand occurs when the ultimate consumer's highest demand during the current month, coincident with the load center's peak, exceeds the contract demand. The load center's peak demand is highest average rate at which energy is used during any fifteen-minute interval in the below listed hours for each month and adjusted for power factor as provided therein:</p> <table style="width: 100%; border: none;"> <thead> <tr> <th style="text-align: center;"><u>Months</u></th> <th style="text-align: center;"><u>Hours Applicable for Demand Billing-EST</u></th> </tr> </thead> <tbody> <tr> <td style="text-align: center;">October - April</td> <td style="text-align: center;">7:00 A.M. to 12:00 Noon, 5:00 P.M. to 10:00 P.M.</td> </tr> <tr> <td style="text-align: center;">May - September</td> <td style="text-align: center;">10:00 A.M. to 10:00 P.M.</td> </tr> </tbody> </table>		Customer Charge	\$1100.44/Mo	Demand Charge – Per Contract KW	5.55/KW	Demand Charge - Per Billing KW	8.05/KW	Energy Charge - For All kwh	3.815c/kwh		4.873	<u>Months</u>	<u>Hours Applicable for Demand Billing-EST</u>	October - April	7:00 A.M. to 12:00 Noon, 5:00 P.M. to 10:00 P.M.	May - September	10:00 A.M. to 10:00 P.M.
Customer Charge	\$1100.44/Mo																
Demand Charge – Per Contract KW	5.55/KW																
Demand Charge - Per Billing KW	8.05/KW																
Energy Charge - For All kwh	3.815c/kwh																
	4.873																
<u>Months</u>	<u>Hours Applicable for Demand Billing-EST</u>																
October - April	7:00 A.M. to 12:00 Noon, 5:00 P.M. to 10:00 P.M.																
May - September	10:00 A.M. to 10:00 P.M.																

Date of Issue 7/25/07 Issued By *Christy S. King* Date Effective 8/01/07 Title President and CEO
 Issued by authority of an order of the Public Service Commission
 Case No. 2006-00516 By *[Signature]* Executive Director

PUBLIC SERVICE COMMISSION
OF KENTUCKY
EFFECTIVE
8/1/2007
PURSUANT TO 807 KAR 5:011
SECTION 9 (1)