

HAZELRIGG & COX, LLP

ATTORNEYS AT LAW

415 WEST MAIN STREET, SUITE 1

P.O. Box 676

FRANKFORT, KENTUCKY 40602-0676

JOHN B. BAUGHMAN
ROBERT C. MOORE
CLAYTON B. PATRICK

DYKE L. HAZELRIGG (1881-1970)
LOUIS COX (1907-1971)

FAX: (502) 875-7158
TELEPHONE: (502) 227-2271

March 5, 2010

**PLEASE NOTE THAT THE ORIGINAL OF THIS FILING
CONTAINS CONFIDENTIAL COMMERCIAL INFORMATION**

Via Hand-Delivery

Mr. Jeff R. Derouen
Executive Director
Public Service Commission
211 Sower Boulevard
P. O. Box 615
Frankfort, Kentucky 40602-0615

RECEIVED

MAR 05 2010

**PUBLIC SERVICE
COMMISSION**

Re: In the matter of MCI Communications Services, Inc., et al., v. Windstream
Kentucky West, Inc., et al ("Windstream"), Case #2007-00503

Dear Mr. Derouen:


Pursuant to my telephone conversation with Tiffany Bowman with your office, please find enclosed for filing in the above referenced case the following documents:

- 1) The unredacted, confidential original of Windstream's Responses and Objections to Sprint Nextel's Initial Request for Information to Windstream and one redacted paper copy and four (4) redacted digital versions of same;
- 2) The unredacted, confidential original of Windstream's Responses and Objections to Verizon's First Requests for Information to Windstream and one redacted paper copy and four (4) redacted digital versions of same;
- 3) The unredacted, confidential original of Windstream's Responses and Objections to AT&T's First Data Requests to Windstream Kentucky West, Inc., Windstream Kentucky East, Inc. - Lexington and Windstream Kentucky East, Inc. - London, and one redacted paper copy and four (4) redacted digital versions of same;
- 4) The unredacted, confidential original of Windstream's Responses and Objections to Commission Staff's First Information Request to Windstream and five (5) redacted paper copies of same; and,
- 5) The above described Responses and Objections contain information and exhibits labeled as confidential and Windstream seeks confidential treatment of this confidential commercial information. Windstream accordingly files its Petition for Confidential Treatment for all information and exhibits labeled as confidential. Please note that in certain instances, Windstream has identified the first page or title page of a document containing a voluminous number of pages as confidential without labeling each individual page as confidential. In this case, Windstream requests that the entire document be treated as confidential.

Jeff Derouen
March 5, 2010
Page 2

Please call me if you have any questions concerning this filing, and thank you for your attention to this matter.

Respectfully submitted,



Robert C. Moore

RCM/db
Enclosures
cc: Kimberly Bennett

RECEIVED

MAR 05 2010

**PUBLIC SERVICE
COMMISSION**

COMMONWEALTH OF KENTUCKY

BEFORE THE PUBLIC SERVICE COMMISSION

In the Matter of:

**MCI COMMUNICATIONS SERVICES, INC., BELL)
ATLANTIC COMMUNICATIONS, INC., NYNEX LONG)
DISTANCE COMPANY, TTI NATIONAL, INC.,)
TELECONNECT LONG DISTANCE SERVICES &)
SYSTEMS COMPANY AND VERIZON SELECT)
SERVICES, INC.)**

Complainants

**CASE NO.
2007-00503**

v.

**WINDSTREAM KENTUCKY WEST, INC.,)
WINDSTREAM KENTUCKY EAST, INC. – LEXINGTON)
AND WINDSTREAM KENTUCKY EAST, INC. – LONDON)
Defendants)**

**RESPONSES AND OBJECTIONS TO VERIZON’S FIRST REQUESTS FOR
INFORMATION**

REDACTED VERSION

Windstream Kentucky West, LLC (“Windstream West”) and Windstream Kentucky East, LLC (“Windstream East”) submit the following responses and objections to the First Requests for Information served by MCI Communications Services, Inc. d/b/a Verizon Business Services, Bell Atlantic Communications, Inc. d/b/a Verizon Long Distance, NYNEX Long Distance Company d/b/a Verizon Enterprise Solutions, TTI National, Inc. Teleconnect Long Distance

Services & Systems Company d/b/a Telecom*USA and Verizon Select Services, Inc. (collectively, "Verizon"):

**OBJECTIONS APPLICABLE TO ALL VERIZON FIRST REQUESTS FOR
INFORMATION**

The following objections apply to each data request and the accompanying directions and instructions served by Verizon:

1. Windstream East and Windstream West object that they are alternatively regulated local exchange carriers who are statutorily exempt from this proceeding. Their submission of these Responses is without waiver of and with express reservation of all of their rights as alternatively regulated carriers.
2. Windstream East and Windstream West object to the Requests for Information (*e.g.*, Verizon's Definition (3) which defines Windstream East and Windstream West to include their attorneys and Verizon's Instruction (4) which seeks to require the parties' attorneys to provide updated information) to the extent they may be construed as calling for the disclosure of information subject to a claim of privilege or immunities, including the attorney-client privilege, the attorney work product doctrine, the joint-defense privilege, or any other applicable evidentiary privilege or immunity from disclosure. The inadvertent disclosure of any information subject to such privileges or immunities is not intended to relinquish any privilege or immunity and shall not be deemed to constitute a waiver of any applicable privilege or immunity.
3. Windstream East and Windstream West object to Verizon's Definition (3) further to the extent that it includes in those terms their predecessors-in-interest. To the extent that

Verizon intends to include its ILEC predecessor in the definition of Windstream East, Windstream East states that it is producing only that information, subject to the applicable objections, that is within its possession and knowledge and that information belonging to its Verizon ILEC predecessor may be obtained by Verizon through its own systems and access to its own Verizon affiliates.

4. Windstream East objects to Verizon's Instruction (1) for the reason that Windstream East is only one legal entity but with two study areas.
5. Windstream East and Windstream West object to Verizon's Definition (1) to the extent that it seeks to impose the Requests for Information on affiliates of Windstream West and Windstream East who are not parties to this proceeding, are not the subjects of Verizon's Complaint, and do not have access rates which are in contention in Verizon's Complaint. Without waiver of this objection, Windstream East and Windstream West state that they have provided only certain information on behalf of their affiliate, Windstream Communications, Inc., with respect to its Kentucky operations but that they have not provided information on behalf of any NuVox affiliate operating in Kentucky, the integration of which is still in its infancy.
6. Windstream East and Windstream West object to the extensive Requests for Information that seek information relating to cost-based information or interstate rates, which information is either outside the jurisdiction of this Commission in the case of interstate rates or wholly irrelevant to alternatively regulated carriers in the case of cost-based information.

7. Windstream East and Windstream West object to any Requests for Information that seek to impose requirements on them to produce information applicable to affiliates outside of the jurisdiction of the Commission. Information pertaining to their ILEC affiliates in other states is outside the jurisdiction of the Commission, irrelevant to the matters in Verizon's Complaint which are targeted only as to Windstream East and Windstream West, and further may only be used by parties such as Verizon and Sprint for fishing expeditions for their targeted access reduction attacks in other states. Windstream East and Windstream West maintain operations only in Kentucky unlike Verizon whose long distance companies operate in multiple states and may have taken various positions with respect to ILEC access rates based on the impacts to its ILEC affiliates in those states.
8. Windstream East and Windstream West generally object to the Requests for Information to the extent that they: (a) are overly broad; (b) are impermissibly vague and ambiguous and fail to describe with reasonable particularity the information sought; (c) seek production of information that is not relevant to the subject matter at issue in this action and/or are not reasonably calculated to lead to the discovery of admissible evidence; and (d) impose undue burdens that outweigh any probative value the information may have in this action.
9. Windstream East and Windstream West object to the Requests for Information to the extent they seek information (*e.g.*, tariff and publicly filed report information) that is in the public domain, is available from other, more convenient sources, and/or is accessible by, if not already in the possession of, Verizon or its affiliates or representatives. Windstream East and Windstream West further object to such discovery on the grounds

that it is unduly burdensome, harassing, and not reasonably calculated to lead to the discovery of admissible or relevant evidence.

10. Windstream West and Windstream East objects to the Requests for Information to the extent they seek, without entry of an appropriate nondisclosure agreement, the production of confidential, proprietary, or sensitive commercial, business, or personal information or trade secrets relating to Windstream East or Windstream West.
11. Windstream West and Windstream East object to the Requests for Information to the extent they seek legal conclusions, contentions, previews of testimony, citations to legal authority, or copies of legal authorities.
12. Windstream West and Windstream East object to the Requests for Information to the extent they purport to impose a burden of ascertaining information that is not in their possession, custody, control, or personal knowledge, or that cannot be found in the course of a reasonable search.
13. Windstream West and Windstream East object to the Requests for Information to the extent they purport to impose upon them obligations greater than or different from those authorized by the Rules of Civil Procedure - including those imposing reasonable limitations on the amount of discovery that may be served on a party.

RESPONSES

Windstream East and Windstream West do not waive and fully preserve all of the foregoing objections, which are incorporated fully herein. Any information provided herein is made on the basis of the best information available to Windstream East and/or Windstream West at the time of gathering responsive materials or information, within the limits of, and subject to

the general and specific objections set forth herein. Windstream East and Windstream West have attempted to locate responsive information through an investigation of sources from which such information might reasonably be expected to be found, but by means of responses and objections to the Requests for Information or in subsequent testimony or other filings, Windstream West and Windstream East reserve the right to supplement or modify their responses and objections if additional information becomes available.

The fact that Windstream East and Windstream West are willing to provide responsive information to any particular Request for Information does not constitute an admission or acknowledgment that the Request for Information is proper, that the information sought is within the proper bounds of discovery, or that other requests for similar information will be similarly treated. Further, any and all responses provided herein are for the purpose of the above-captioned case only and are not responses for any other purpose. Similarly, they may not be used against Windstream East or Windstream West in any other proceeding unless specifically agreed to by them or so ordered by a court or commission of competent jurisdiction.

Windstream West and Windstream East reserve the right to rely on facts, documents, or other evidence, which may develop or subsequently come to its attention, to assert additional objections or supplemental responses should it discover that there is information or grounds for objections and to supplement or amend these Responses at any time.

Due to the enormous volume of the Requests for Information served on them by Verizon, Windstream East and Windstream West are serving their Responses in electronic format.

1. Please identify each long-distance offering Windstream or its affiliates provided, offered or marketed in Kentucky in 2007, 2008, and 2009, including, but not limited to, flat-rate calling plans that include(d) long-distance service and product bundles that include(d) long-distance service, and provide the prices associated with each such offering.

RESPONSES: This question is overly broad and burdensome, and the information sought is publicly available to Verizon. Without waiving the foregoing objections, Windstream East and Windstream West state as follows:

1(a) Windstream West - With respect to Windstream West's tariffed services offered or marketed in Kentucky in 2007 through 2009, the information is publicly available in its General Subscriber Services Tariff No. 4 on file with the Commission at http://psc.ky.gov/tariffs/Telecommunications_N-Z/, particularly in Section 25.3 (Callers Choice). With respect to Windstream West's non-tariffed services, information pertaining to currently offered or marketed services is publicly available at websites set forth in Confidential Exhibit VZ#1-4 which contains competitively sensitive information which in the aggregate is proprietary and confidential.

1(b) Windstream East - With respect to Windstream East's tariffed services offered or marketed in Kentucky in 2007 through 2009, the information is publicly available in its General Customer Services Tariff No. 7 on file with the Commission at http://psc.ky.gov/tariffs/Telecommunications_N-Z/, particularly in Sections 3.6 (Local Calling Plans), 18 (Long Distance MTS), and 18.9 (Rate Saver Plans). With respect to Windstream East's non-tariffed services, information pertaining to currently offered or marketed services is publicly available at websites set forth in Confidential Exhibit VZ#1-4 which contains competitively sensitive information which in the aggregate is proprietary and confidential.

1(c) Affiliates' Kentucky Operations - With respect to Windstream Communications, Inc.'s tariffed services, the information is publicly available in its Intrastate Long Distance Message Telecommunications Tariff No. 3 on file with the Commission at http://psc.ky.gov/tariffs/Telecommunications_N-Z/.

Windstream East / Windstream West Respondent: Cesar Caballero

Exhibit
VZ # 1-4
Redacted

Windstream's Optional Calling Plans Local Tariff References Schedule

<u>Windstream Kentucky West:</u> General Subscriber Services Tariff No. 4	Section 25.3	Callers Choice
<u>Windstream Kentucky East:</u> General Customer Services Tariff No. 3	Section 3.6 Section 18 Section 18.9	Local Calling Plans Long Distance MTS Rate Saver Plans

Note: These tariffs can be found at the Kentucky Public Service Commission website, url http://psc.ky.gov/tariffs/Telecommunications_N-Z/.

**Windstream Communications, Inc.'s Long Distance Services Schedule
For Services Only Available to Windstream Kentucky West, LLC or Windstream Kentucky East, LLC Customers**

Specific tariffed bundles available only to Windstream ILEC customers can be found in Windstream Communications, Inc.'s Intrastate Long Distance Message Telecommunications Tariff No. 3, at the following locations:

Residential Offerings		
5.2.8 *	Option 7	Available to customer who purchase certain bundled service plans
5.2.9 *	Option 8	Bundles could include Wireless, Internet, LD, & Paging
5.2.11 *	Option 10	Bundles could include Wireless, Internet, LD, & Paging
5.2.12 *	Option 11	Only available to 360 LD (No bundle)
5.2.13 *	Option 12	Only available to 360 LD, Bundles include LD & 360 Cellular
5.2.14 *	Option 13	Bundles could include Wireline, Internet, LD, & Paging
5.2.17 *	Option 16	Bundles could include Wireline, Internet, LD, & Paging
5.2.18 *	Option 17	Bundles could include Wireline, Internet, LD, & Paging
5.2.19 *	Option 18	Bundles could include Wireline, Custom Calling Packages, & LD
5.2.21	Option 20	Bundles include other Windstream bundled services, including the corresponding I/S plan
5.2.23 *	Option 22	Bundled with Residential One-Party Service, Custom Calling Feature Package, & corresponding I/S Plan
5.2.24 *	Option 23	Bundled with Residential One-Party Service, Custom Calling Feature Package, & corresponding I/S Plan
5.2.25 *	Option 24	Bundled with Wireline, Custom Calling Features, LD, Broadband, & Digital TV, w/corresponding I/S Plan.
5.2.28	Option 27	Bundled with One-Party Access Line

Business Offerings		
6.3.5 *	LDMTS Business	Bundles could include wireline, internet, & paging
6.3.A.1	CPE Business Connect Offering	Must subscribe to Windstream ILEC's Business Connect Plan (ILEC)
6.3.A.3	ConnectStream Business Bundle Offi	Could include Wireline, Custom Calling Features, LD, & Broadband.
6.3.A.5	Business Connect SB Bundle	Must subscribe to Windstream ILEC's Business Connect SB Bundle
6.3.A.6	Business Connect SB Bundle Unlimit	Must subscribe to Windstream ILEC's Business Connect SB Bundle & I/S Unlimited Plan
6.3.A.7	Business Unlimited LD Plan	Combined with 10 or less Business Access Lines, also requires I/S LD Plan

Rates shown in LD tariff are for LD piece of bundle only.

* These services are grandfathered and only available to existing customers at existing locations.

2. Please identify each local telephone service offering Windstream provided, offered or marketed in 2007, 2008, and 2009, including, but not limited to, any stand-alone local service offerings and any product bundles that include(d) local telephone service, and provide the prices associated with each such offering.

RESPONSES: This question is overly broad and burdensome, and the information sought is publicly available to Verizon and otherwise not likely to lead to the discovery of any relevant information as local service offerings are not the subject of Verizon's Complaint. Without waiving the foregoing objections, Windstream East and Windstream West state as follows:

- 2(a) Windstream West - See Response to 1(a).
- 2(b) Windstream East - See Response to 1(b).
- 2(c) Affiliates' Kentucky Operations - See Response to 1(c).

Windstream East / Windstream West Respondent: Cesar Caballero

3. Please identify all Windstream local services, offerings, products, bundles, or promotions made available only to customers of Windstream's interexchange carrier affiliate(s) in Kentucky from 2006 to the present, and the prices for such services, offerings, products, or promotions.

RESPONSES: This question is overly broad, burdensome, and irrelevant, and the information sought is publicly available to Verizon. Without waiving the foregoing objections, Windstream East and Windstream West state as follows:

3(a) Windstream West - With respect to Windstream West's tariffed and non-tariffed services offered in Kentucky from 2006 to the present, see Windstream West's Response to 1(a).

3(b) Windstream East - With respect to Windstream East's tariffed and non-tariffed services offered in Kentucky from 2006 to the present, see Windstream East's Response to 1(b).

3(c) Affiliates' Kentucky Operations - With respect to any applicable Windstream Communications, Inc. service offered in Kentucky from 2006 to the present, see the Response to 1(c).

Windstream East / Windstream West Respondent: Cesar Caballero

4. Please identify, from 2006 to the present, all long-distance telephone services, offerings, products, bundles or promotions made available by Windstream Communications, Inc. or any other Windstream affiliate operating in Kentucky to only Windstream local exchange carrier customers, and provide the prices for such services, offerings, products, bundles, or promotions.

RESPONSE: This question is vague, ambiguous, and overly broad and burdensome, and the information sought is publicly available to Verizon. Further, the information sought is not likely to lead to the discovery of any relevant information as any long distance affiliate is not a party to this proceeding and does not have switched access rates that are the subject of Verizon's Complaint. As Verizon is a direct competitor of Windstream East and Windstream West's long distance affiliate, Verizon's request seeks to have Windstream East and Windstream West use their own resources to compile publicly available information regarding their affiliate's long distance services for which Verizon could use to its competitive advantage. Windstream East and Windstream West should not be required to use their own resources to compile information which is irrelevant or readily available to Verizon in the tariffs of Windstream Communications, Inc. Without waiving the foregoing objections, Windstream East and Windstream West refer Verizon to Confidential Exhibit VZ#1-4 which contains competitively sensitive information which in the aggregate is proprietary and confidential.

Windstream East / Windstream West Respondent: Cesar Caballero

5. Please produce all documents relating to the use by Windstream, or by any of its affiliates, of any intrastate switched access revenue to fund any competitive offering, including, but not limited to, broadband service, long-distance service, or television service.

RESPONSES:

5(a) Windstream West - This question is vague, ambiguous, and overly broad. Without waiving the foregoing objections, Windstream West states that it is not aware of any such documents and further that it does not offer television service.

5(b) Windstream East - This question is vague, ambiguous, and overly broad. Without waiving the foregoing objections, Windstream East states that it is not aware of any such documents and further that it does not offer television service.

Windstream East / Windstream West Respondent: Cesar Caballero

6. For the years ending December 31, 2006, 2007, and 2008, please identify every intrastate switched access rate element that you applied to any traffic and please produce documents sufficient to show, for each element:
 - a. Total MOUs by year for terminating traffic.
 - b. Total MOUs by year for originating traffic.
 - c. Total revenue by year for terminating traffic.
 - d. Total revenue by year for originating traffic.

RESPONSES: This question is far in excess of a reasonable number of discovery questions that should be allowed under law. Without waiving the foregoing, Windstream East and Windstream West state as follows and note that "NA" denotes where information requested is not available in the form or for the time period requested:

Windstream East Intrastate Switched Access Rate Elements -
Carrier Common Line Service

- (i) Total MOUs for terminating traffic for the year ending December 31, 2006 - [REDACTED]
- (ii) Total MOUs for terminating traffic for the year ending December 31, 2007 - [REDACTED]
- (iii) Total MOUs for terminating traffic for the year ending December 31, 2008 - [REDACTED]
- (iv) Total MOUs for originating traffic for the year ending December 31, 2006 - NA
- (v) Total MOUs for originating traffic for the year ending December 31, 2007 - NA
- (vi) Total MOUs for originating traffic for the year ending December 31, 2008 - NA
- (vii) Total revenue for terminating traffic for the year ending December 31, 2006 - [REDACTED]
- (viii) Total revenue for terminating traffic for the year ending December 31, 2007 - [REDACTED]
- (ix) Total revenue for terminating traffic for the year ending December 31, 2008 - [REDACTED]
- (x) Total revenue for originating traffic for the year ending December 31, 2006 - NA
- (xi) Total revenue for originating traffic for the year ending December 31, 2007 - NA
- (xii) Total revenue for originating traffic for the year ending December 31, 2008 - NA

Cellular Interconnect - End of C Term

- (xiii) Total MOUs for terminating traffic for the year ending December 31, 2006 - ■
- (xiv) Total MOUs for terminating traffic for the year ending December 31, 2007 - NA
- (xv) Total MOUs for terminating traffic for the year ending December 31, 2008 - NA
- (xvi) Total MOUs for originating traffic for the year ending December 31, 2006 - NA
- (xvii) Total MOUs for originating traffic for the year ending December 31, 2007 - NA
- (xviii) Total MOUs for originating traffic for the year ending December 31, 2008 - NA
- (xix) Total revenue for terminating traffic for the year ending December 31, 2006 - ■
- (xx) Total revenue for terminating traffic for the year ending December 31, 2007 - NA
- (xxi) Total revenue for terminating traffic for the year ending December 31, 2008 - NA
- (xxii) Total revenue for originating traffic for the year ending December 31, 2006 - NA
- (xxiii) Total revenue for originating traffic for the year ending December 31, 2007 - NA
- (xxiv) Total revenue for originating traffic for the year ending December 31, 2008 - NA

Cellular Reverse Toll - End of C Orig

- (xxv) Total MOUs for terminating traffic for the year ending December 31, 2006 - NA
- (xxvi) Total MOUs for terminating traffic for the year ending December 31, 2007 - ■
- (xxvii) Total MOUs for terminating traffic for the year ending December 31, 2008 - NA
- (xxviii) Total MOUs for originating traffic for the year ending December 31, 2006 - NA
- (xxix) Total MOUs for originating traffic for the year ending December 31, 2007 - NA
- (xxx) Total MOUs for originating traffic for the year ending December 31, 2008 - NA
- (xxxi) Total revenue for terminating traffic for the year ending December 31, 2006 - NA
- (xxxii) Total revenue for terminating traffic for the year ending December 31, 2007 - 0
- (xxxiii) Total revenue for terminating traffic for the year ending December 31, 2008 - NA
- (xxxiv) Total revenue for originating traffic for the year ending December 31, 2006 - NA
- (xxxv) Total revenue for originating traffic for the year ending December 31, 2007 - NA

(xxxvi) Total revenue for originating traffic for the year ending December 31, 2008 - NA

Cellular Reverse toll - Tandem Orig

(xxxvii) Total MOUs for terminating traffic for the year ending December 31, 2006 - NA

(xxxviii) Total MOUs for terminating traffic for the year ending December 31, 2007 - NA

(xxxix) Total MOUs for terminating traffic for the year ending December 31, 2008 - NA

(xl) Total MOUs for originating traffic for the year ending December 31, 2006 -

████████

(xli) Total MOUs for originating traffic for the year ending December 31, 2007 -

████████

(xlii) Total MOUs for originating traffic for the year ending December 31, 2008 -

████████

(xliii) Total revenue for terminating traffic for the year ending December 31, 2006 - NA

(xliv) Total revenue for terminating traffic for the year ending December 31, 2007 - NA

(xlv) Total revenue for terminating traffic for the year ending December 31, 2008 - NA

(xlvi) Total revenue for originating traffic for the year ending December 31, 2006 - ██████████

(xlvii) Total revenue for originating traffic for the year ending December 31, 2007 - ██████████

(xlviii) Total revenue for originating traffic for the year ending December 31, 2008 - ██████████

Indirect InterMTA Rate

(xlix) Total MOUs for terminating traffic for the year ending December 31, 2006 -

████████

(l) Total MOUs for terminating traffic for the year ending December 31, 2007 -

████████

(li) Total MOUs for terminating traffic for the year ending December 31, 2008 -

████████

(lii) Total MOUs for originating traffic for the year ending December 31, 2006 - NA

(liii) Total MOUs for originating traffic for the year ending December 31, 2007 - NA

(liv) Total MOUs for originating traffic for the year ending December 31, 2008 - NA

(lv) Total revenue for terminating traffic for the year ending December 31, 2006 - ██████████

- (lvi) Total revenue for terminating traffic for the year ending December 31, 2007 - [REDACTED]
- (lvii) Total revenue for terminating traffic for the year ending December 31, 2008 - [REDACTED]
- (lviii) Total revenue for originating traffic for the year ending December 31, 2006 - NA
- (lix) Total revenue for originating traffic for the year ending December 31, 2007 - NA
- (lx) Total revenue for originating traffic for the year ending December 31, 2008 - NA

Information Surcharge Prem Orig

- (lxi) Total MOUs for terminating traffic for the year ending December 31, 2006 - NA
- (lxii) Total MOUs for terminating traffic for the year ending December 31, 2007 - NA
- (lxiii) Total MOUs for terminating traffic for the year ending December 31, 2008 - NA
- (lxiv) Total MOUs for originating traffic for the year ending December 31, 2006 - [REDACTED]
- (lxv) Total MOUs for originating traffic for the year ending December 31, 2007 - [REDACTED]
- (lxvi) Total MOUs for originating traffic for the year ending December 31, 2008 - [REDACTED]
- (lxvii) Total revenue for terminating traffic for the year ending December 31, 2006 - NA
- (lxviii) Total revenue for terminating traffic for the year ending December 31, 2007 - NA
- (lxix) Total revenue for terminating traffic for the year ending December 31, 2008 - NA
- (lxx) Total revenue for originating traffic for the year ending December 31, 2006 - [REDACTED]
- (lxxi) Total revenue for originating traffic for the year ending December 31, 2007 - [REDACTED]
- (lxxii) Total revenue for originating traffic for the year ending December 31, 2008 - [REDACTED]

Information Surcharge Prem Terminating

- (lxxiii) Total MOUs for terminating traffic for the year ending December 31, 2006 - [REDACTED]
- (lxxiv) Total MOUs for terminating traffic for the year ending December 31, 2007 - [REDACTED]

- (lxxv) Total MOUs for terminating traffic for the year ending December 31, 2008 - [REDACTED]
- (lxxvi) Total MOUs for originating traffic for the year ending December 31, 2006 - NA
- (lxxvii) Total MOUs for originating traffic for the year ending December 31, 2007 - NA
- (lxxviii) Total MOUs for originating traffic for the year ending December 31, 2008 - NA
- (lxxix) Total revenue for terminating traffic for the year ending December 31, 2006 - [REDACTED]
- (lxxx) Total revenue for terminating traffic for the year ending December 31, 2007 - [REDACTED]
- (lxxxi) Total revenue for terminating traffic for the year ending December 31, 2008 - [REDACTED]
- (lxxxii) Total revenue for originating traffic for the year ending December 31, 2006 - NA
- (lxxxiii) Total revenue for originating traffic for the year ending December 31, 2007 - NA
- (lxxxiv) Total revenue for originating traffic for the year ending December 31, 2008 - NA

Local Switching - Originating

- (lxxxv) Total MOUs for terminating traffic for the year ending December 31, 2006 - NA
- (lxxxvi) Total MOUs for terminating traffic for the year ending December 31, 2007 - NA
- (lxxxvii) Total MOUs for terminating traffic for the year ending December 31, 2008 - NA
- (lxxxviii) Total MOUs for originating traffic for the year ending December 31, 2006 - [REDACTED]
- (lxxxix) Total MOUs for originating traffic for the year ending December 31, 2007 - [REDACTED]
- (xc) Total MOUs for originating traffic for the year ending December 31, 2008 - [REDACTED]
- (xci) Total revenue for terminating traffic for the year ending December 31, 2006 - NA
- (xcii) Total revenue for terminating traffic for the year ending December 31, 2007 - NA
- (xciii) Total revenue for terminating traffic for the year ending December 31, 2008 - NA
- (xciv) Total revenue for originating traffic for the year ending December 31, 2006 - [REDACTED]
- (xcv) Total revenue for originating traffic for the year ending December 31, 2007 - [REDACTED]
- (xcvi) Total revenue for originating traffic for the year ending December 31, 2008 - [REDACTED]

Local Transport - Tandem Switched Termination

- (xcvii) Total MOUs for terminating traffic for the year ending December 31, 2006 - [REDACTED]
- (xcviii) Total MOUs for terminating traffic for the year ending December 31, 2007 - [REDACTED]
- (xcix) Total MOUs for terminating traffic for the year ending December 31, 2008 - [REDACTED]
- (c) Total MOUs for originating traffic for the year ending December 31, 2006 - [REDACTED]
- (ci) Total MOUs for originating traffic for the year ending December 31, 2007 - [REDACTED]
- (cii) Total MOUs for originating traffic for the year ending December 31, 2008 - [REDACTED]
- (ciii) Total revenue for terminating traffic for the year ending December 31, 2006 - [REDACTED]
- (civ) Total revenue for terminating traffic for the year ending December 31, 2007 - [REDACTED]
- (cv) Total revenue for terminating traffic for the year ending December 31, 2008 - [REDACTED]
- (cvi) Total revenue for originating traffic for the year ending December 31, 2006 - [REDACTED]
- (cvii) Total revenue for originating traffic for the year ending December 31, 2007 - [REDACTED]
- (cviii) Total revenue for originating traffic for the year ending December 31, 2008 - [REDACTED]

LT Tandem Switched Facility Orig

- (cix) Total MOUs for terminating traffic for the year ending December 31, 2006 - NA
- (cx) Total MOUs for terminating traffic for the year ending December 31, 2007 - NA
- (cxi) Total MOUs for terminating traffic for the year ending December 31, 2008 - NA
- (cxii) Total MOUs for originating traffic for the year ending December 31, 2006 - [REDACTED]
- (cxiii) Total MOUs for originating traffic for the year ending December 31, 2007 - [REDACTED]
- (cxiv) Total MOUs for originating traffic for the year ending December 31, 2008 - [REDACTED]
- (cxv) Total revenue for terminating traffic for the year ending December 31, 2006 - NA

(cxvi) Total revenue for terminating traffic for the year ending December 31, 2007 - NA

(cxvii) Total revenue for terminating traffic for the year ending December 31, 2008 - NA

(cxviii) Total revenue for originating traffic for the year ending December 31, 2006 - [REDACTED]

(cxix) Total revenue for originating traffic for the year ending December 31, 2007 - [REDACTED]

(cxx) Total revenue for originating traffic for the year ending December 31, 2008 - [REDACTED]

LT Tandem Switched Termination

(cxxi) Total MOUs for terminating traffic for the year ending December 31, 2006 - NA

(cxxii) Total MOUs for terminating traffic for the year ending December 31, 2007 - NA

(cxxiii) Total MOUs for terminating traffic for the year ending December 31, 2008 - NA

(cxxiv) Total MOUs for originating traffic for the year ending December 31, 2006 -

[REDACTED]

(cxxv) Total MOUs for originating traffic for the year ending December 31, 2007 -

[REDACTED]

(cxxvi) Total MOUs for originating traffic for the year ending December 31, 2008 -

[REDACTED]

(cxxvii) Total revenue for terminating traffic for the year ending December 31, 2006 - NA

(cxxviii) Total revenue for terminating traffic for the year ending December 31, 2007 - NA

(cxxix) Total revenue for terminating traffic for the year ending December 31, 2008 - NA

(cxxx) Total revenue for originating traffic for the year ending December 31, 2006 - [REDACTED]

(cxxxii) Total revenue for originating traffic for the year ending December 31, 2007 - [REDACTED]

(cxxxii) Total revenue for originating traffic for the year ending December 31, 2008 -

[REDACTED]

LT Tandem Switched Termination - Term

(cxxxiii) Total MOUs for terminating traffic for the year ending December 31, 2006 -

[REDACTED]

(cxxxiv) Total MOUs for terminating traffic for the year ending December 31, 2007 -

[REDACTED]

- (cxxxv) Total MOUs for terminating traffic for the year ending December 31, 2008 - [REDACTED]
- (cxxxvi) Total MOUs for originating traffic for the year ending December 31, 2006 - NA
- (cxxxvii) Total MOUs for originating traffic for the year ending December 31, 2007 - NA
- (cxxxviii) Total MOUs for originating traffic for the year ending December 31, 2008 - NA
- (cxxxix) Total revenue for terminating traffic for the year ending December 31, 2006 - [REDACTED]
- (cxl) Total revenue for terminating traffic for the year ending December 31, 2007 - [REDACTED]
- (cxli) Total revenue for terminating traffic for the year ending December 31, 2008 - [REDACTED]
- (cxlii) Total revenue for originating traffic for the year ending December 31, 2006 - NA
- (cxliii) Total revenue for originating traffic for the year ending December 31, 2007 - NA
- (cxliv) Total revenue for originating traffic for the year ending December 31, 2008 - NA

LT Tandem Switched Termination - Orig

- (cxlv) Total MOUs for terminating traffic for the year ending December 31, 2006 - NA
- (cxlvi) Total MOUs for terminating traffic for the year ending December 31, 2007 - NA
- (cxlvii) Total MOUs for terminating traffic for the year ending December 31, 2008 - NA
- (cxlviii) Total MOUs for originating traffic for the year ending December 31, 2006 - [REDACTED]
- (cxlix) Total MOUs for originating traffic for the year ending December 31, 2007 - [REDACTED]
- (cl) Total MOUs for originating traffic for the year ending December 31, 2008 - [REDACTED]
- (cli) Total revenue for terminating traffic for the year ending December 31, 2006 - NA
- (clii) Total revenue for terminating traffic for the year ending December 31, 2007 - NA
- (cliii) Total revenue for terminating traffic for the year ending December 31, 2008 - NA
- (cliv) Total revenue for originating traffic for the year ending December 31, 2006 - [REDACTED]
- (clv) Total revenue for originating traffic for the year ending December 31, 2007 - [REDACTED]
- (clvi) Total revenue for originating traffic for the year ending December 31, 2008 - [REDACTED]

LT Tandem Switched Termination - Term

- (clvii) Total MOUs for terminating traffic for the year ending December 31, 2006 - [REDACTED]
- (clviii) Total MOUs for terminating traffic for the year ending December 31, 2007 - [REDACTED]
- (clix) Total MOUs for terminating traffic for the year ending December 31, 2008 - [REDACTED]
- (clx) Total MOUs for originating traffic for the year ending December 31, 2006 - NA
- (clxi) Total MOUs for originating traffic for the year ending December 31, 2007 - NA
- (clxii) Total MOUs for originating traffic for the year ending December 31, 2008 - NA
- (clxiii) Total revenue for terminating traffic for the year ending December 31, 2006 - [REDACTED]
- (clxiv) Total revenue for terminating traffic for the year ending December 31, 2007 - [REDACTED]
- (clxv) Total revenue for terminating traffic for the year ending December 31, 2008 - [REDACTED]
- (clxvi) Total revenue for originating traffic for the year ending December 31, 2006 - NA
- (clxvii) Total revenue for originating traffic for the year ending December 31, 2007 - NA
- (clxviii) Total revenue for originating traffic for the year ending December 31, 2008 - NA

LT Tandem Switched Transport

- (clxix) Total MOUs for terminating traffic for the year ending December 31, 2006 - [REDACTED]
- (clxx) Total MOUs for terminating traffic for the year ending December 31, 2007 - [REDACTED]
- (clxxi) Total MOUs for terminating traffic for the year ending December 31, 2008 - [REDACTED]
- (clxxii) Total MOUs for originating traffic for the year ending December 31, 2006 - NA
- (clxxiii) Total MOUs for originating traffic for the year ending December 31, 2007 - NA
- (clxxiv) Total MOUs for originating traffic for the year ending December 31, 2008 - NA
- (clxxv) Total revenue for terminating traffic for the year ending December 31, 2006 - [REDACTED]

- (clxxvi) Total revenue for terminating traffic for the year ending December 31, 2007 - [REDACTED]
- (clxxvii) Total revenue for terminating traffic for the year ending December 31, 2008 - [REDACTED]
- (clxxviii) Total revenue for originating traffic for the year ending December 31, 2006 - NA
- (clxxix) Total revenue for originating traffic for the year ending December 31, 2007 - NA
- (clxxx) Total revenue for originating traffic for the year ending December 31, 2008 - NA

LT Tandem Switching -Terminating

- (clxxxix) Total MOUs for terminating traffic for the year ending December 31, 2006 - [REDACTED]
- (clxxxii) Total MOUs for terminating traffic for the year ending December 31, 2007 - [REDACTED]
- (clxxxiii) Total MOUs for terminating traffic for the year ending December 31, 2008 - [REDACTED]
- (clxxxiv) Total MOUs for originating traffic for the year ending December 31, 2006 - NA
- (clxxxv) Total MOUs for originating traffic for the year ending December 31, 2007 - NA
- (clxxxvi) Total MOUs for originating traffic for the year ending December 31, 2008 - NA
- (clxxxvii) Total revenue for terminating traffic for the year ending December 31, 2006 - [REDACTED]
- (clxxxviii) Total revenue for terminating traffic for the year ending December 31, 2007 - [REDACTED]
- (clxxxix) Total revenue for terminating traffic for the year ending December 31, 2008 - [REDACTED]
- (cxc) Total revenue for originating traffic for the year ending December 31, 2006 - NA
- (cxci) Total revenue for originating traffic for the year ending December 31, 2007 - NA
- (cxcii) Total revenue for originating traffic for the year ending December 31, 2008 - NA

LT Tandem Switching Originating

- (cxciii) Total MOUs for terminating traffic for the year ending December 31, 2006 - NA
- (cxciv) Total MOUs for terminating traffic for the year ending December 31, 2007 - NA
- (cxcv) Total MOUs for terminating traffic for the year ending December 31, 2008 - NA
- (cxcvi) Total MOUs for originating traffic for the year ending December 31, 2006 - [REDACTED]
- (cxcvii) Total MOUs for originating traffic for the year ending December 31, 2007 - [REDACTED]
- (cxcviii) Total MOUs for originating traffic for the year ending December 31, 2008 - [REDACTED]
- (cxcix) Total revenue for terminating traffic for the year ending December 31, 2006 - NA

- (cc) Total revenue for terminating traffic for the year ending December 31, 2007 - NA
- (cci) Total revenue for terminating traffic for the year ending December 31, 2008 - NA
- (ccii) Total revenue for originating traffic for the year ending December 31, 2006 - [REDACTED]
- (cciii) Total revenue for originating traffic for the year ending December 31, 2007 - [REDACTED]
- (cciv) Total revenue for originating traffic for the year ending December 31, 2008 - [REDACTED]

Tandem Switched Transport - Orig

- (ccv) Total MOUs for terminating traffic for the year ending December 31, 2006 - NA
- (ccvi) Total MOUs for terminating traffic for the year ending December 31, 2007 - NA
- (ccvii) Total MOUs for terminating traffic for the year ending December 31, 2008 - NA
- (ccviii) Total MOUs for originating traffic for the year ending December 31, 2006 - [REDACTED]

- (ccix) Total MOUs for originating traffic for the year ending December 31, 2007 - [REDACTED]

- (ccx) Total MOUs for originating traffic for the year ending December 31, 2008 - [REDACTED]

- (ccxi) Total revenue for terminating traffic for the year ending December 31, 2006 - NA

- (ccxii) Total revenue for terminating traffic for the year ending December 31, 2007 - NA

- (ccxiii) Total revenue for terminating traffic for the year ending December 31, 2008 - NA

- (ccxiv) Total revenue for originating traffic for the year ending December 31, 2006 - [REDACTED]

- (ccxv) Total revenue for originating traffic for the year ending December 31, 2007 - [REDACTED]

- (ccxvi) Total revenue for originating traffic for the year ending December 31, 2008 - [REDACTED]

Tandem Switched Transport - Term

- (ccxvii) Total MOUs for terminating traffic for the year ending December 31, 2006 - [REDACTED]

- (ccxviii) Total MOUs for terminating traffic for the year ending December 31, 2007 - [REDACTED]

- (ccxix) Total MOUs for terminating traffic for the year ending December 31, 2008 - [REDACTED]

- (ccxx) Total MOUs for originating traffic for the year ending December 31, 2006 - NA

- (ccxxi) Total MOUs for originating traffic for the year ending December 31, 2007 - NA

- (ccxxii) Total MOUs for originating traffic for the year ending December 31, 2008 - NA

- (ccxxiii) Total revenue for terminating traffic for the year ending December 31, 2006 - [REDACTED]

- (ccxxiv) Total revenue for terminating traffic for the year ending December 31, 2007 - [REDACTED]

- (ccxxv) Total revenue for terminating traffic for the year ending December 31, 2008 - [REDACTED]

- (ccxxvi) Total revenue for originating traffic for the year ending December 31, 2006 - NA

- (ccxxvii) Total revenue for originating traffic for the year ending December 31, 2007 - NA

(ccxxviii) Total revenue for originating traffic for the year ending December 31, 2008 - NA

Tandem Switched Transport - Termination

(ccxxix) Total MOUs for terminating traffic for the year ending December 31, 2006 - [REDACTED]

(ccxxx) Total MOUs for terminating traffic for the year ending December 31, 2007 - [REDACTED]

(ccxxxix) Total MOUs for terminating traffic for the year ending December 31, 2008 - [REDACTED]

(ccxxxii) Total MOUs for originating traffic for the year ending December 31, 2006 - NA

(ccxxxiii) Total MOUs for originating traffic for the year ending December 31, 2007 - NA

(ccxxxiv) Total MOUs for originating traffic for the year ending December 31, 2008 - NA

(ccxxxv) Total revenue for terminating traffic for the year ending December 31, 2006 - [REDACTED]

(ccxxxvi) Total revenue for terminating traffic for the year ending December 31, 2007 - [REDACTED]

(ccxxxvii) Total revenue for terminating traffic for the year ending December 31, 2008 - [REDACTED]

(ccxxxviii) Total revenue for originating traffic for the year ending December 31, 2006 - NA

(ccxxxix) Total revenue for originating traffic for the year ending December 31, 2007 - NA

(ccxl) Total revenue for originating traffic for the year ending December 31, 2008 - NA

Transit Traffic

(ccxli) Total MOUs for terminating traffic for the year ending December 31, 2006 - NA

(ccxlii) Total MOUs for terminating traffic for the year ending December 31, 2007 - NA

(ccxliii) Total MOUs for terminating traffic for the year ending December 31, 2008 - NA

(ccxliv) Total MOUs for originating traffic for the year ending December 31, 2006 - [REDACTED]

(ccxlv) Total MOUs for originating traffic for the year ending December 31, 2007 - [REDACTED]

(ccxlvi) Total MOUs for originating traffic for the year ending December 31, 2008 - [REDACTED]

(ccxlvii) Total revenue for terminating traffic for the year ending December 31, 2006 - NA

(ccxlviii) Total revenue for terminating traffic for the year ending December 31, 2007 - NA

(ccxlix) Total revenue for terminating traffic for the year ending December 31, 2008 - NA

(ccl) Total revenue for originating traffic for the year ending December 31, 2006 - [REDACTED]

(ccli) Total revenue for originating traffic for the year ending December 31, 2007 - [REDACTED]

(cclii) Total revenue for originating traffic for the year ending December 31, 2008 - [REDACTED]

Unbundled Prem Local Switching Term

- (ccliii) Total MOUs for terminating traffic for the year ending December 31, 2006 -
[REDACTED]
- (ccliv) Total MOUs for terminating traffic for the year ending December 31, 2007 -
[REDACTED]
- (cclv) Total MOUs for terminating traffic for the year ending December 31, 2008 -
[REDACTED]
- (cclvi) Total MOUs for originating traffic for the year ending December 31, 2006 - NA
- (cclvii) Total MOUs for originating traffic for the year ending December 31, 2007 - NA
- (cclviii) Total MOUs for originating traffic for the year ending December 31, 2008 - NA
- (cclix) Total revenue for terminating traffic for the year ending December 31, 2006 -
[REDACTED]
- (cclx) Total revenue for terminating traffic for the year ending December 31, 2007 -
[REDACTED]
- (cclxi) Total revenue for terminating traffic for the year ending December 31, 2008 -
[REDACTED]
- (cclxii) Total revenue for originating traffic for the year ending December 31, 2006 - NA
- (cclxiii) Total revenue for originating traffic for the year ending December 31, 2007 - NA
- (cclxiv) Total revenue for originating traffic for the year ending December 31, 2008 - NA

WRLS Direct InterMTA Rate

- (cclxv) Total MOUs for terminating traffic for the year ending December 31, 2006 -
[REDACTED]
- (cclxvi) Total MOUs for terminating traffic for the year ending December 31, 2007 -
[REDACTED]
- (cclxvii) Total MOUs for terminating traffic for the year ending December 31, 2008 -
[REDACTED]
- (cclxviii) Total MOUs for originating traffic for the year ending December 31, 2006 - NA
- (cclxix) Total MOUs for originating traffic for the year ending December 31, 2007 - NA
- (cclxx) Total MOUs for originating traffic for the year ending December 31, 2008 - NA
- (cclxxi) Total revenue for terminating traffic for the year ending December 31, 2006 -
[REDACTED]
- (cclxxii) Total revenue for terminating traffic for the year ending December 31, 2007 -
[REDACTED]
- (cclxxiii) Total revenue for terminating traffic for the year ending December 31, 2008 -
[REDACTED]
- (cclxxiv) Total revenue for originating traffic for the year ending December 31, 2006 - NA
- (cclxxv) Total revenue for originating traffic for the year ending December 31, 2007 - NA
- (cclxxvi) Total revenue for originating traffic for the year ending December 31, 2008 - NA

End office Direct Trunk Port - DS1

- (cclxxvii) Total MOUs for terminating traffic for the year ending December 31, 2006 - NA
- (cclxxviii) Total MOUs for terminating traffic for the year ending December 31, 2007 - NA
- (cclxxix) Total MOUs for terminating traffic for the year ending December 31, 2008 - NA
- (cclxxx) Total MOUs for originating traffic for the year ending December 31, 2006 - NA
- (cclxxxi) Total MOUs for originating traffic for the year ending December 31, 2007 - NA
- (cclxxxii) Total MOUs for originating traffic for the year ending December 31, 2008 - NA
- (cclxxxiii) Total revenue for terminating traffic for the year ending December 31, 2006 - NA
- (cclxxxiv) Total revenue for terminating traffic for the year ending December 31, 2007 - NA
- (cclxxxv) Total revenue for terminating traffic for the year ending December 31, 2008 - NA
- (cclxxxvi) Total revenue for originating traffic for the year ending December 31, 2006 - NA
- (cclxxxvii) Total revenue for originating traffic for the year ending December 31, 2007 - NA
- (cclxxxviii) Total revenue for originating traffic for the year ending December 31, 2008 - NA

Entrance Facility DS1

- (cclxxxix) Total MOUs for terminating traffic for the year ending December 31, 2006 - NA
- (ccxc) Total MOUs for terminating traffic for the year ending December 31, 2007 - NA
- (ccxc i) Total MOUs for terminating traffic for the year ending December 31, 2008 - NA
- (ccxcii) Total MOUs for originating traffic for the year ending December 31, 2006 - NA
- (ccxciii) Total MOUs for originating traffic for the year ending December 31, 2007 - NA
- (ccxciv) Total MOUs for originating traffic for the year ending December 31, 2008 - NA
- (ccxcv) Total revenue for terminating traffic for the year ending December 31, 2006 - NA
- (ccxcvi) Total revenue for terminating traffic for the year ending December 31, 2007 - NA
- (ccxcvii) Total revenue for terminating traffic for the year ending December 31, 2008 - NA
- (ccxcviii) Total revenue for originating traffic for the year ending December 31, 2006 - NA
- (ccxcix) Total revenue for originating traffic for the year ending December 31, 2007 - NA
- (ccc) Total revenue for originating traffic for the year ending December 31, 2008 - NA

Entrance Facility DS3 Electrical

- (ccci) Total MOUs for terminating traffic for the year ending December 31, 2006 - NA
- (cccii) Total MOUs for terminating traffic for the year ending December 31, 2007 - NA
- (ccciii) Total MOUs for terminating traffic for the year ending December 31, 2008 - NA
- (ccciv) Total MOUs for originating traffic for the year ending December 31, 2006 - NA
- (cccv) Total MOUs for originating traffic for the year ending December 31, 2007 - NA
- (cccvi) Total MOUs for originating traffic for the year ending December 31, 2008 - NA
- (cccvii) Total revenue for terminating traffic for the year ending December 31, 2006 - NA
- (cccviii) Total revenue for terminating traffic for the year ending December 31, 2007 - NA
- (cccix) Total revenue for terminating traffic for the year ending December 31, 2008 - NA
- (ccc x) Total revenue for originating traffic for the year ending December 31, 2006 - NA
- (cccxi) Total revenue for originating traffic for the year ending December 31, 2007 - NA
- (cccxi i) Total revenue for originating traffic for the year ending December 31, 2008 - NA

(cccxlviii) Total revenue for originating traffic for the year ending December 31, 2008 - NA

Windstream West Intrastate Switched Access Rate Elements -

CCL Premium Terminating

(cccclix) Total MOUs for terminating traffic for the year ending December 31, 2006 - [REDACTED]

(ccccli) Total MOUs for terminating traffic for the year ending December 31, 2007 - [REDACTED]

(cccclii) Total MOUs for terminating traffic for the year ending December 31, 2008 - [REDACTED]

(ccccliii) Total revenue for terminating traffic for the year ending December 31, 2006 - [REDACTED]

(ccccliiii) Total revenue for terminating traffic for the year ending December 31, 2007 - [REDACTED]

(cccclv) Total revenue for terminating traffic for the year ending December 31, 2008 - [REDACTED]

Indirect InterMTA Rate

(cccclvi) Total MOUs for terminating traffic for the year ending December 31, 2006 - [REDACTED]

(cccclvii) Total MOUs for terminating traffic for the year ending December 31, 2007 - [REDACTED]

(cccclviii) Total MOUs for terminating traffic for the year ending December 31, 2008 - [REDACTED]

(cccclix) Total MOUs for originating traffic for the year ending December 31, 2006 - NA

(cccclx) Total MOUs for originating traffic for the year ending December 31, 2007 - NA

(cccclxi) Total MOUs for originating traffic for the year ending December 31, 2008 - NA

(cccclxii) Total revenue for terminating traffic for the year ending December 31, 2006 - [REDACTED]

(cccclxiii) Total revenue for terminating traffic for the year ending December 31, 2007 - [REDACTED]

(cccclxiv) Total revenue for terminating traffic for the year ending December 31, 2008 - [REDACTED]

(cccclv) Total revenue for originating traffic for the year ending December 31, 2006 - NA

- (ccclxv) Total revenue for originating traffic for the year ending December 31, 2007 - NA
- (ccclxvi) Total revenue for originating traffic for the year ending December 31, 2008 - NA

Information Surcharge Prem Orig

- (ccclxvii) Total MOUs for terminating traffic for the year ending December 31, 2006 - NA
- (ccclxviii) Total MOUs for terminating traffic for the year ending December 31, 2007 - NA
- (ccclxix) Total MOUs for terminating traffic for the year ending December 31, 2008 - NA
- (ccclxx) Total MOUs for originating traffic for the year ending December 31, 2006 -
██████████
- (ccclxxi) Total MOUs for originating traffic for the year ending December 31, 2007 -
██████████
- (ccclxxii) Total MOUs for originating traffic for the year ending December 31, 2008 -
██████████
- (ccclxxiii) Total revenue for terminating traffic for the year ending December 31, 2006 - NA
- (ccclxxiv) Total revenue for terminating traffic for the year ending December 31, 2007 - NA
- (ccclxxv) Total revenue for terminating traffic for the year ending December 31, 2008 - NA
- (ccclxxvi) Total revenue for originating traffic for the year ending December 31, 2006 - \$
██████████
- (ccclxxvii) Total revenue for originating traffic for the year ending December 31, 2007 - \$
██████████
- (ccclxxviii) Total revenue for originating traffic for the year ending December 31, 2008 - \$
██████████

Information Surcharge Prem Terminating

- (ccclxxix) Total MOUs for terminating traffic for the year ending December 31, 2006 -
██████████
- (ccclxxx) Total MOUs for terminating traffic for the year ending December 31, 2007 -
██████████
- (ccclxxxi) Total MOUs for terminating traffic for the year ending December 31, 2008 -
██████████
- (ccclxxxii) Total MOUs for originating traffic for the year ending December 31, 2006 - NA

- (ccclxxxiii) Total MOUs for originating traffic for the year ending December 31, 2007 - NA
- (ccclxxxiv) Total MOUs for originating traffic for the year ending December 31, 2008 - NA
- (ccclxxxv) Total revenue for terminating traffic for the year ending December 31, 2006 -
[REDACTED]
- (ccclxxxvi) Total revenue for terminating traffic for the year ending December 31, 2007 -
[REDACTED]
- (ccclxxxvii) Total revenue for terminating traffic for the year ending December 31, 2008 -
[REDACTED]
- (ccclxxxviii) Total revenue for originating traffic for the year ending December 31, 2006 - NA
- (ccclxxxix) Total revenue for originating traffic for the year ending December 31, 2007 - NA
- (ccxc) Total revenue for originating traffic for the year ending December 31, 2008 - NA

LOC Trans Residual Interconnection Charge

- (ccxcxi) Total MOUs for terminating traffic for the year ending December 31, 2006 -
[REDACTED]
- (ccxcxii) Total MOUs for terminating traffic for the year ending December 31, 2007 -
[REDACTED]
- (ccxcxiii) Total MOUs for terminating traffic for the year ending December 31, 2008 -
[REDACTED]
- (ccxcxiv) Total MOUs for originating traffic for the year ending December 31, 2006 - NA
- (ccxcxv) Total MOUs for originating traffic for the year ending December 31, 2007 - NA
- (ccxcxvi) Total MOUs for originating traffic for the year ending December 31, 2008 - NA
- (ccxcxvii) Total revenue for terminating traffic for the year ending December 31, 2006 -
[REDACTED]
- (ccxcxviii) Total revenue for terminating traffic for the year ending December 31, 2007 -
[REDACTED]
- (ccxcxix) Total revenue for terminating traffic for the year ending December 31, 2008 -
[REDACTED]
- (cd) Total revenue for originating traffic for the year ending December 31, 2006 - NA
- (cdi) Total revenue for originating traffic for the year ending December 31, 2007 - NA
- (cdii) Total revenue for originating traffic for the year ending December 31, 2008 - NA

Local Switching - Originating

- (cdiii) Total MOUs for originating traffic for the year ending December 31, 2006 - [REDACTED]
- (cdiv) Total MOUs for originating traffic for the year ending December 31, 2007 - [REDACTED]
- (cdv) Total MOUs for originating traffic for the year ending December 31, 2008 - [REDACTED]
- (cdvi) Total revenue for originating traffic for the year ending December 31, 2006 - [REDACTED]
- (cdvii) Total revenue for originating traffic for the year ending December 31, 2007 - [REDACTED]
- (cdviii) Total revenue for originating traffic for the year ending December 31, 2008 - [REDACTED]

Local Transport - Tandem Switched Termination

- (cdix) Total MOUs for terminating traffic for the year ending December 31, 2006 - [REDACTED]
- (cdx) Total MOUs for terminating traffic for the year ending December 31, 2007 - [REDACTED]
- (cdxi) Total MOUs for terminating traffic for the year ending December 31, 2008 - [REDACTED]
- (cdxii) Total MOUs for originating traffic for the year ending December 31, 2006 - [REDACTED]
- (cdxiii) Total MOUs for originating traffic for the year ending December 31, 2007 - [REDACTED]
- (cdxiv) Total MOUs for originating traffic for the year ending December 31, 2008 - [REDACTED]
- (cdxv) Total revenue for terminating traffic for the year ending December 31, 2006 - [REDACTED]
- (cdxvi) Total revenue for terminating traffic for the year ending December 31, 2007 - [REDACTED]
- (cdxvii) Total revenue for terminating traffic for the year ending December 31, 2008 - [REDACTED]
- (cdxviii) Total revenue for originating traffic for the year ending December 31, 2006 - [REDACTED]

(cdxix) Total revenue for originating traffic for the year ending December 31, 2007 -
[REDACTED]

(cdxx) Total revenue for originating traffic for the year ending December 31, 2008 -
[REDACTED]

LT Interconnection Rate Orig Prem

(cdxxi) Total MOUs for terminating traffic for the year ending December 31, 2006 - NA

(cdxxii) Total MOUs for terminating traffic for the year ending December 31, 2007 - NA

(cdxxiii) Total MOUs for terminating traffic for the year ending December 31, 2008 - NA

(cdxxiv) Total MOUs for originating traffic for the year ending December 31, 2006 -
[REDACTED]

(cdxxv) Total MOUs for originating traffic for the year ending December 31, 2007 -
[REDACTED]

(cdxxvi) Total MOUs for originating traffic for the year ending December 31, 2008 -
[REDACTED]

(cdxxvii) Total revenue for terminating traffic for the year ending December 31, 2006 - NA

(cdxxviii) Total revenue for terminating traffic for the year ending December 31, 2007 - NA

(cdxxix) Total revenue for terminating traffic for the year ending December 31, 2008 - NA

(cdxxx) Total revenue for originating traffic for the year ending December 31, 2006 -
[REDACTED]

(cdxxxi) Total revenue for originating traffic for the year ending December 31, 2007 -
[REDACTED]

(cdxxxii) Total revenue for originating traffic for the year ending December 31, 2008 -
[REDACTED]

LT Tandem Switched Facility Orig

(cdxxxiii) Total MOUs for terminating traffic for the year ending December 31, 2006 - NA

(cdxxxiv) Total MOUs for terminating traffic for the year ending December 31, 2007 - NA

(cdxxxv) Total MOUs for terminating traffic for the year ending December 31, 2008 - NA

(cdxxxvi) Total MOUs for originating traffic for the year ending December 31, 2006 -
[REDACTED]

- (cdxxxvii) Total MOUs for originating traffic for the year ending December 31, 2007 - [REDACTED]
- (cdxxxviii) Total MOUs for originating traffic for the year ending December 31, 2008 - [REDACTED]
- (cdxxxix) Total revenue for terminating traffic for the year ending December 31, 2006 - NA
- (cdxl) Total revenue for terminating traffic for the year ending December 31, 2007 - NA
- (cdxli) Total revenue for terminating traffic for the year ending December 31, 2008 - NA
- (cdxlii) Total revenue for originating traffic for the year ending December 31, 2006 - [REDACTED]
- (cdxliii) Total revenue for originating traffic for the year ending December 31, 2007 - [REDACTED]
- (cdxliv) Total revenue for originating traffic for the year ending December 31, 2008 - [REDACTED]

LT Tandem Switched Termination

- (cdxlv) Total MOUs for terminating traffic for the year ending December 31, 2006 - NA
- (cdxlvi) Total MOUs for terminating traffic for the year ending December 31, 2007 - NA
- (cdxlvii) Total MOUs for terminating traffic for the year ending December 31, 2008 - NA
- (cdxlviii) Total MOUs for originating traffic for the year ending December 31, 2006 - [REDACTED]
- (cdxlix) Total MOUs for originating traffic for the year ending December 31, 2007 - [REDACTED]
- (cdl) Total MOUs for originating traffic for the year ending December 31, 2008 - [REDACTED]
- (cdli) Total revenue for terminating traffic for the year ending December 31, 2006 - NA
- (cdlii) Total revenue for terminating traffic for the year ending December 31, 2007 - NA
- (cdliii) Total revenue for terminating traffic for the year ending December 31, 2008 - NA
- (cdliv) Total revenue for originating traffic for the year ending December 31, 2006 - [REDACTED]
- (cdlv) Total revenue for originating traffic for the year ending December 31, 2007 - [REDACTED]
- (cdlvi) Total revenue for originating traffic for the year ending December 31, 2008 - [REDACTED]

LT Tandem Switched Termination - Term

- (cdlvii) Total MOUs for terminating traffic for the year ending December 31, 2006 - [REDACTED]
- (cdlviii) Total MOUs for terminating traffic for the year ending December 31, 2007 - [REDACTED]
- (cdlix) Total MOUs for terminating traffic for the year ending December 31, 2008 - [REDACTED]
- (cdlx) Total MOUs for originating traffic for the year ending December 31, 2006 - NA
- (cdlxi) Total MOUs for originating traffic for the year ending December 31, 2007 - NA
- (cdlxii) Total MOUs for originating traffic for the year ending December 31, 2008 - NA
- (cdlxiii) Total revenue for terminating traffic for the year ending December 31, 2006 - [REDACTED]
- (cdlxiv) Total revenue for terminating traffic for the year ending December 31, 2007 - [REDACTED]
- (cdlxv) Total revenue for terminating traffic for the year ending December 31, 2008 - [REDACTED]
- (cdlxvi) Total revenue for originating traffic for the year ending December 31, 2006 - NA
- (cdlxvii) Total revenue for originating traffic for the year ending December 31, 2007 - NA
- (cdlxviii) Total revenue for originating traffic for the year ending December 31, 2008 - NA

LT Tandem Switched Transport

- (cdlxix) Total MOUs for terminating traffic for the year ending December 31, 2006 - [REDACTED]
- (cdlxx) Total MOUs for terminating traffic for the year ending December 31, 2007 - [REDACTED]
- (cdlxxi) Total MOUs for terminating traffic for the year ending December 31, 2008 - [REDACTED]
- (cdlxxii) Total MOUs for originating traffic for the year ending December 31, 2006 - NA
- (cdlxxiii) Total MOUs for originating traffic for the year ending December 31, 2007 - NA
- (cdlxxiv) Total MOUs for originating traffic for the year ending December 31, 2008 - NA
- (cdlxxv) Total revenue for terminating traffic for the year ending December 31, 2006 - [REDACTED]
- (cdlxxvi) Total revenue for terminating traffic for the year ending December 31, 2007 - [REDACTED]
- (cdlxxvii) Total revenue for terminating traffic for the year ending December 31, 2008 - [REDACTED]
- (cdlxxviii) Total revenue for originating traffic for the year ending December 31, 2006 - NA
- (cdlxxix) Total revenue for originating traffic for the year ending December 31, 2007 - NA
- (cdlxxx) Total revenue for originating traffic for the year ending December 31, 2008 - NA

Tandem Switched Transport - Orig

- (cdlxxxi) Total MOUs for terminating traffic for the year ending December 31, 2006 - NA

- (cdlxxxii) Total MOUs for terminating traffic for the year ending December 31, 2007 - NA
- (cdlxxxiii) Total MOUs for terminating traffic for the year ending December 31, 2008 - NA
- (cdlxxxiv) Total MOUs for originating traffic for the year ending December 31, 2006 - [REDACTED]
- (cdlxxxv) Total MOUs for originating traffic for the year ending December 31, 2007 - [REDACTED]
- (cdlxxxvi) Total MOUs for originating traffic for the year ending December 31, 2008 - [REDACTED]
- (cdlxxxvii) Total revenue for terminating traffic for the year ending December 31, 2006 - NA
- (cdlxxxviii) Total revenue for terminating traffic for the year ending December 31, 2007 - NA
- (cdlxxxix) Total revenue for terminating traffic for the year ending December 31, 2008 - NA
- (cdxc) Total revenue for originating traffic for the year ending December 31, 2006 - [REDACTED]
- (cdxci) Total revenue for originating traffic for the year ending December 31, 2007 - [REDACTED]
- (cdxcii) Total revenue for originating traffic for the year ending December 31, 2008 - [REDACTED]

Tandem Switched Transport - Termination

- (cdxciii) Total MOUs for terminating traffic for the year ending December 31, 2006 - [REDACTED]
- (cdxciv) Total MOUs for terminating traffic for the year ending December 31, 2007 - [REDACTED]
- (cdxcv) Total MOUs for terminating traffic for the year ending December 31, 2008 - [REDACTED]
- (cdxcvi) Total MOUs for originating traffic for the year ending December 31, 2006 - NA
- (cdxcvii) Total MOUs for originating traffic for the year ending December 31, 2007 - NA
- (cdxcviii) Total MOUs for originating traffic for the year ending December 31, 2008 - NA
- (cdxcix) Total revenue for terminating traffic for the year ending December 31, 2006 - [REDACTED]
- (d) Total revenue for terminating traffic for the year ending December 31, 2007 - [REDACTED]
- (di) Total revenue for terminating traffic for the year ending December 31, 2008 - [REDACTED]
- (dii) Total revenue for originating traffic for the year ending December 31, 2006 - NA
- (diii) Total revenue for originating traffic for the year ending December 31, 2007 - NA
- (div) Total revenue for originating traffic for the year ending December 31, 2008 - NA

Transit Traffic

- (dv) Total MOUs for terminating traffic for the year ending December 31, 2006 - [REDACTED]
- (dvi) Total MOUs for terminating traffic for the year ending December 31, 2007 - NA
- (dvii) Total MOUs for terminating traffic for the year ending December 31, 2008 - NA
- (dviii) Total MOUs for originating traffic for the year ending December 31, 2006 - NA
- (dix) Total MOUs for originating traffic for the year ending December 31, 2007 - NA
- (dx) Total MOUs for originating traffic for the year ending December 31, 2008 - NA

- (dxi) Total revenue for terminating traffic for the year ending December 31, 2006 - [REDACTED]
- (dxii) Total revenue for terminating traffic for the year ending December 31, 2007 - NA
- (dxiii) Total revenue for terminating traffic for the year ending December 31, 2008 - NA
- (dxiv) Total revenue for originating traffic for the year ending December 31, 2006 - NA
- (dxv) Total revenue for originating traffic for the year ending December 31, 2007 - NA
- (dxvi) Total revenue for originating traffic for the year ending December 31, 2008 - NA

Unbundled Prem Local Switching Term

- (dxvii) Total MOUs for terminating traffic for the year ending December 31, 2006 - [REDACTED]
- (dxviii) Total MOUs for terminating traffic for the year ending December 31, 2007 - [REDACTED]
- (dxix) Total MOUs for terminating traffic for the year ending December 31, 2008 - [REDACTED]
- (dxx) Total MOUs for originating traffic for the year ending December 31, 2006 - NA
- (dxxi) Total MOUs for originating traffic for the year ending December 31, 2007 - NA
- (dxxii) Total MOUs for originating traffic for the year ending December 31, 2008 - NA
- (dxxiii) Total revenue for terminating traffic for the year ending December 31, 2006 - [REDACTED]
- (dxxiv) Total revenue for terminating traffic for the year ending December 31, 2007 - [REDACTED]
- (dxxv) Total revenue for terminating traffic for the year ending December 31, 2008 - [REDACTED]
- (dxxvi) Total revenue for originating traffic for the year ending December 31, 2006 - NA
- (dxxvii) Total revenue for originating traffic for the year ending December 31, 2007 - NA
- (dxxviii) Total revenue for originating traffic for the year ending December 31, 2008 - NA

WRLS Direct InterMTA Rate

- (dxxix) Total MOUs for terminating traffic for the year ending December 31, 2006 - [REDACTED]
- (dxxx) Total MOUs for terminating traffic for the year ending December 31, 2007 - [REDACTED]
- (dxxxi) Total MOUs for terminating traffic for the year ending December 31, 2008 - [REDACTED]
- (dxxxii) Total MOUs for originating traffic for the year ending December 31, 2006 - NA
- (dxxxiii) Total MOUs for originating traffic for the year ending December 31, 2007 - NA
- (dxxxiv) Total MOUs for originating traffic for the year ending December 31, 2008 - NA
- (dxxxv) Total revenue for terminating traffic for the year ending December 31, 2006 - [REDACTED]
- (dxxxvi) Total revenue for terminating traffic for the year ending December 31, 2007 - [REDACTED]
- (dxxxvii) Total revenue for terminating traffic for the year ending December 31, 2008 - [REDACTED]
- (dxxxviii) Total revenue for originating traffic for the year ending December 31, 2006 - NA
- (dxxxix) Total revenue for originating traffic for the year ending December 31, 2007 - NA
- (dxl) Total revenue for originating traffic for the year ending December 31, 2008 - NA

LT Entrance Facility - DS1, First System

- (dxli) Total MOUs for terminating traffic for the year ending December 31, 2006 - NA
- (dxlii) Total MOUs for terminating traffic for the year ending December 31, 2007 - NA
- (dxliii) Total MOUs for terminating traffic for the year ending December 31, 2008 - NA
- (dxliv) Total MOUs for originating traffic for the year ending December 31, 2006 - NA
- (dxlv) Total MOUs for originating traffic for the year ending December 31, 2007 - NA
- (dxlvi) Total MOUs for originating traffic for the year ending December 31, 2008 - NA
- (dxlvii) Total revenue for terminating traffic for the year ending December 31, 2006 - NA
- (dxlviii) Total revenue for terminating traffic for the year ending December 31, 2007 - NA
- (dxlix) Total revenue for terminating traffic for the year ending December 31, 2008 - NA
- (dl) Total revenue for originating traffic for the year ending December 31, 2006 - NA
- (dli) Total revenue for originating traffic for the year ending December 31, 2007 - NA
- (dlii) Total revenue for originating traffic for the year ending December 31, 2008 - NA

Windstream East / Windstream West Respondent: Cesar Caballero

7. For years ending December 31, 2006, 2007, and 2008, please identify every interstate switched access rate element that you applied to any traffic and please produce documents sufficient to show, for each element:
- a. Total MOUs by year for terminating traffic.
 - b. Total MOUs by year for originating traffic.
 - c. Total revenue by year for terminating traffic.
 - d. Total revenue by year for originating traffic.

RESPONSES: The information sought is overly broad and burdensome and far in excess of a reasonable number of discovery questions that should be allowed under law. Further, the information requested is irrelevant as it pertains to interstate rate elements which are not subject to this Commission's jurisdiction and otherwise not relevant to the relief requested in Verizon's Complaint. Without waiving the foregoing objections, Windstream East and Windstream West state as follows and note that "NA" denotes information that is not available in the form or for the time period requested:

Windstream East Interstate Switched Access Rate Elements -

Indirect InterMTA Rate

- (i) Total MOUs for terminating traffic for the year ending December 31, 2006 - [REDACTED]
- (ii) Total MOUs for terminating traffic for the year ending December 31, 2007 - NA
- (iii) Total MOUs for terminating traffic for the year ending December 31, 2008 - NA
- (iv) Total MOUs for originating traffic for the year ending December 31, 2006 - NA
- (v) Total MOUs for originating traffic for the year ending December 31, 2007 - NA
- (vi) Total MOUs for originating traffic for the year ending December 31, 2008 - NA
- (vii) Total revenue for terminating traffic for the year ending December 31, 2006 - [REDACTED]
- (viii) Total revenue for terminating traffic for the year ending December 31, 2007 - NA
- (ix) Total revenue for terminating traffic for the year ending December 31, 2008 - NA

- (x) Total revenue for originating traffic for the year ending December 31, 2006 - NA
- (xi) Total revenue for originating traffic for the year ending December 31, 2007 - NA
- (xii) Total revenue for originating traffic for the year ending December 31, 2008 - NA

Information Surcharge Prem Orig

- (xiii) Total MOUs for terminating traffic for the year ending December 31, 2006 - NA
- (xiv) Total MOUs for terminating traffic for the year ending December 31, 2007 - NA
- (xv) Total MOUs for terminating traffic for the year ending December 31, 2008 - NA
- (xvi) Total MOUs for originating traffic for the year ending December 31, 2006 - NA
- (xvii) Total MOUs for originating traffic for the year ending December 31, 2007 - NA
- (xviii) Total MOUs for originating traffic for the year ending December 31, 2008 - NA
- (xix) Total revenue for terminating traffic for the year ending December 31, 2006 - NA
- (xx) Total revenue for terminating traffic for the year ending December 31, 2007 - NA
- (xxi) Total revenue for terminating traffic for the year ending December 31, 2008 - NA
- (xxii) Total revenue for originating traffic for the year ending December 31, 2006 - NA
- (xxiii) Total revenue for originating traffic for the year ending December 31, 2007 - NA
- (xxiv) Total revenue for originating traffic for the year ending December 31, 2008 - NA

Information Surcharge Prem Terminating

- (xxv) Total MOUs for terminating traffic for the year ending December 31, 2006 - NA
- (xxvi) Total MOUs for terminating traffic for the year ending December 31, 2007 - NA
- (xxvii) Total MOUs for terminating traffic for the year ending December 31, 2008 - NA
- (xxviii) Total MOUs for originating traffic for the year ending December 31, 2006 - NA
- (xxix) Total MOUs for originating traffic for the year ending December 31, 2007 - NA
- (xxx) Total MOUs for originating traffic for the year ending December 31, 2008 - NA

- (xxxix) Total revenue for terminating traffic for the year ending December 31, 2006 - NA
- (xxxii) Total revenue for terminating traffic for the year ending December 31, 2007 - NA
- (xxxiii) Total revenue for terminating traffic for the year ending December 31, 2008 - NA
- (xxxiv) Total revenue for originating traffic for the year ending December 31, 2006 - NA
- (xxxv) Total revenue for originating traffic for the year ending December 31, 2007 - NA
- (xxxvi) Total revenue for originating traffic for the year ending December 31, 2008 - NA

Local Switching - Originating

- (xxxvii) Total MOUs for terminating traffic for the year ending December 31, 2006 - NA
- (xxxviii) Total MOUs for terminating traffic for the year ending December 31, 2007 - NA
- (xxxix) Total MOUs for terminating traffic for the year ending December 31, 2008 - NA
- (xl) Total MOUs for originating traffic for the year ending December 31, 2006 -
██████████
- (xli) Total MOUs for originating traffic for the year ending December 31, 2007 -
██████████
- (xlii) Total MOUs for originating traffic for the year ending December 31, 2008 -
██████████
- (xliii) Total revenue for terminating traffic for the year ending December 31, 2006 - NA
- (xliv) Total revenue for terminating traffic for the year ending December 31, 2007 - NA
- (xlv) Total revenue for terminating traffic for the year ending December 31, 2008 - NA
- (xlvi) Total revenue for originating traffic for the year ending December 31, 2006 -
██████████
- (xlvii) Total revenue for originating traffic for the year ending December 31, 2007 - ██████████
- (xlviii) Total revenue for originating traffic for the year ending December 31, 2008 - ██████████

Local Transport - Tandem Switched Termination

- (xlix) Total MOUs for terminating traffic for the year ending December 31, 2006 - [REDACTED]
- (l) Total MOUs for terminating traffic for the year ending December 31, 2007 - [REDACTED]
- (li) Total MOUs for terminating traffic for the year ending December 31, 2008 - [REDACTED]
- (lii) Total MOUs for originating traffic for the year ending December 31, 2006 - [REDACTED]
- (liii) Total MOUs for originating traffic for the year ending December 31, 2007 - [REDACTED]
- (liv) Total MOUs for originating traffic for the year ending December 31, 2008 - [REDACTED]
- (lv) Total revenue for terminating traffic for the year ending December 31, 2006 - [REDACTED]
- (lvi) Total revenue for terminating traffic for the year ending December 31, 2007 - [REDACTED]
- (lvii) Total revenue for terminating traffic for the year ending December 31, 2008 - [REDACTED]
- (lviii) Total revenue for originating traffic for the year ending December 31, 2006 - [REDACTED]
- (lix) Total revenue for originating traffic for the year ending December 31, 2007 - [REDACTED]
- (lx) Total revenue for originating traffic for the year ending December 31, 2008 - [REDACTED]

Local Transport Multiplexing for Originating

- (lxi) Total MOUs for terminating traffic for the year ending December 31, 2006 - NA
- (lxii) Total MOUs for terminating traffic for the year ending December 31, 2007 - NA
- (lxiii) Total MOUs for terminating traffic for the year ending December 31, 2008 - NA
- (lxiv) Total MOUs for originating traffic for the year ending December 31, 2006 - [REDACTED]
- (lxv) Total MOUs for originating traffic for the year ending December 31, 2007 - [REDACTED]
- (lxvi) Total MOUs for originating traffic for the year ending December 31, 2008 - [REDACTED]

(lxvii) Total revenue for terminating traffic for the year ending December 31, 2006 - NA

(lxviii) Total revenue for terminating traffic for the year ending December 31, 2007 - NA

(lxix) Total revenue for terminating traffic for the year ending December 31, 2008 - NA

(lxx) Total revenue for originating traffic for the year ending December 31, 2006 - [REDACTED]

(lxxi) Total revenue for originating traffic for the year ending December 31, 2007 - [REDACTED]

(lxxii) Total revenue for originating traffic for the year ending December 31, 2008 - [REDACTED]

Local Transport Multiplexing for Terminating

(lxxiii) Total MOUs for terminating traffic for the year ending December 31, 2006 - [REDACTED]

(lxxiv) Total MOUs for terminating traffic for the year ending December 31, 2007 - [REDACTED]

(lxxv) Total MOUs for terminating traffic for the year ending December 31, 2008 - [REDACTED]

(lxxvi) Total MOUs for originating traffic for the year ending December 31, 2006 - NA

(lxxvii) Total MOUs for originating traffic for the year ending December 31, 2007 - NA

(lxxviii) Total MOUs for originating traffic for the year ending December 31, 2008 - NA

(lxxix) Total revenue for terminating traffic for the year ending December 31, 2006 - [REDACTED]

(lxxx) Total revenue for terminating traffic for the year ending December 31, 2007 - [REDACTED]

(lxxxii) Total revenue for terminating traffic for the year ending December 31, 2008 - [REDACTED]

(lxxxiii) Total revenue for originating traffic for the year ending December 31, 2006 - NA

(lxxxiv) Total revenue for originating traffic for the year ending December 31, 2007 - NA

(lxxxv) Total revenue for originating traffic for the year ending December 31, 2008 - NA

LT Tandem Switched Facility Orig

(lxxxvi) Total MOUs for terminating traffic for the year ending December 31, 2006 - NA

- (lxxxvi) Total MOUs for terminating traffic for the year ending December 31, 2007 - NA
- (lxxxvii) Total MOUs for terminating traffic for the year ending December 31, 2008 - NA
- (lxxxviii) Total MOUs for originating traffic for the year ending December 31, 2006 - [REDACTED]
- (lxxxix) Total MOUs for originating traffic for the year ending December 31, 2007 - [REDACTED]
- (xc) Total MOUs for originating traffic for the year ending December 31, 2008 - [REDACTED]
- (xci) Total revenue for terminating traffic for the year ending December 31, 2006 - NA
- (xcii) Total revenue for terminating traffic for the year ending December 31, 2007 - NA
- (xciii) Total revenue for terminating traffic for the year ending December 31, 2008 - NA
- (xciv) Total revenue for originating traffic for the year ending December 31, 2006 - [REDACTED]
- (xcv) Total revenue for originating traffic for the year ending December 31, 2007 - [REDACTED]
- (xcvi) Total revenue for originating traffic for the year ending December 31, 2008 - [REDACTED]

LT Tandem Switched Termination

- (xcvii) Total MOUs for terminating traffic for the year ending December 31, 2006 - NA
- (xcviii) Total MOUs for terminating traffic for the year ending December 31, 2007 - NA
- (xcix) Total MOUs for terminating traffic for the year ending December 31, 2008 - NA
- (c) Total MOUs for originating traffic for the year ending December 31, 2006 - [REDACTED]
- (ci) Total MOUs for originating traffic for the year ending December 31, 2007 - [REDACTED]
- (cii) Total MOUs for originating traffic for the year ending December 31, 2008 - [REDACTED]
- (ciii) Total revenue for terminating traffic for the year ending December 31, 2006 - NA
- (civ) Total revenue for terminating traffic for the year ending December 31, 2007 - NA

- (cv) Total revenue for terminating traffic for the year ending December 31, 2008 - NA
- (cvi) Total revenue for originating traffic for the year ending December 31, 2006 - [REDACTED]
- (cvii) Total revenue for originating traffic for the year ending December 31, 2007 - [REDACTED]
- (cviii) Total revenue for originating traffic for the year ending December 31, 2008 - [REDACTED]

LT Tandem Switched Termination - Term

- (cix) Total MOUs for terminating traffic for the year ending December 31, 2006 - [REDACTED]
- (cx) Total MOUs for terminating traffic for the year ending December 31, 2007 - [REDACTED]
- (cxi) Total MOUs for terminating traffic for the year ending December 31, 2008 - [REDACTED]
- (cxii) Total MOUs for originating traffic for the year ending December 31, 2006 - NA
- (cxiii) Total MOUs for originating traffic for the year ending December 31, 2007 - NA
- (cxiv) Total MOUs for originating traffic for the year ending December 31, 2008 - NA
- (cxv) Total revenue for terminating traffic for the year ending December 31, 2006 - [REDACTED]
- (cxvi) Total revenue for terminating traffic for the year ending December 31, 2007 - [REDACTED]
- (cxvii) Total revenue for terminating traffic for the year ending December 31, 2008 - [REDACTED]
- (cxviii) Total revenue for originating traffic for the year ending December 31, 2006 - NA
- (cxix) Total revenue for originating traffic for the year ending December 31, 2007 - NA
- (cxx) Total revenue for originating traffic for the year ending December 31, 2008 - NA

LT Tandem Switched Termination - Orig

- (cxxi) Total MOUs for terminating traffic for the year ending December 31, 2006 - NA
- (cxxii) Total MOUs for terminating traffic for the year ending December 31, 2007 - NA
- (cxxiii) Total MOUs for terminating traffic for the year ending December 31, 2008 - NA

(cxxiv) Total MOUs for originating traffic for the year ending December 31, 2006 -

██████████

(cxxv) Total MOUs for originating traffic for the year ending December 31, 2007 -

██████████

(cxxvi) Total MOUs for originating traffic for the year ending December 31, 2008 -

██████████

(cxxvii) Total revenue for terminating traffic for the year ending December 31, 2006 - NA

(cxxviii) Total revenue for terminating traffic for the year ending December 31, 2007 - NA

(cxxix) Total revenue for terminating traffic for the year ending December 31, 2008 - NA

(cxxx) Total revenue for originating traffic for the year ending December 31, 2006 - ██████████

(cxxxi) Total revenue for originating traffic for the year ending December 31, 2007 - ██████████

(cxxxii) Total revenue for originating traffic for the year ending December 31, 2008 -

██████████

LT Tandem Switched Termination - Term

(cxxxiii) Total MOUs for terminating traffic for the year ending December 31, 2006 -

██████████

(cxxxiv) Total MOUs for terminating traffic for the year ending December 31, 2007 -

██████████

(cxxxv) Total MOUs for terminating traffic for the year ending December 31, 2008 -

██████████

(cxxxvi) Total MOUs for originating traffic for the year ending December 31, 2006 - NA

(cxxxvii) Total MOUs for originating traffic for the year ending December 31, 2007 - NA

(cxxxviii) Total MOUs for originating traffic for the year ending December 31, 2008 - NA

(cxxxix) Total revenue for terminating traffic for the year ending December 31, 2006 -

██████████

(cxl) Total revenue for terminating traffic for the year ending December 31, 2007 -

██████████

(cxli) Total revenue for terminating traffic for the year ending December 31, 2008 - [REDACTED]

(cxlii) Total revenue for originating traffic for the year ending December 31, 2006 - NA

(cxliii) Total revenue for originating traffic for the year ending December 31, 2007 - NA

(cxliv) Total revenue for originating traffic for the year ending December 31, 2008 - NA

LT Tandem Switched Transport

(cxlv) Total MOUs for terminating traffic for the year ending December 31, 2006 - [REDACTED]

(cxlvi) Total MOUs for terminating traffic for the year ending December 31, 2007 - [REDACTED]

(cxlvii) Total MOUs for terminating traffic for the year ending December 31, 2008 - [REDACTED]

(cxlviii) Total MOUs for originating traffic for the year ending December 31, 2006 - NA

(cxlix) Total MOUs for originating traffic for the year ending December 31, 2007 - NA

(cl) Total MOUs for originating traffic for the year ending December 31, 2008 - NA

(cli) Total revenue for terminating traffic for the year ending December 31, 2006 - [REDACTED]

(clii) Total revenue for terminating traffic for the year ending December 31, 2007 - [REDACTED]

(cliii) Total revenue for terminating traffic for the year ending December 31, 2008 - [REDACTED]

(cliv) Total revenue for originating traffic for the year ending December 31, 2006 - NA

(clv) Total revenue for originating traffic for the year ending December 31, 2007 - NA

(clvi) Total revenue for originating traffic for the year ending December 31, 2008 - NA

LT Tandem Switching - Terminating

(clvii) Total MOUs for terminating traffic for the year ending December 31, 2006 - [REDACTED]

- (clviii) Total MOUs for terminating traffic for the year ending December 31, 2007 - [REDACTED]
- (clix) Total MOUs for terminating traffic for the year ending December 31, 2008 - [REDACTED]
- (clx) Total MOUs for originating traffic for the year ending December 31, 2006 - NA
- (clxi) Total MOUs for originating traffic for the year ending December 31, 2007 - NA
- (clxii) Total MOUs for originating traffic for the year ending December 31, 2008 - NA
- (clxiii) Total revenue for terminating traffic for the year ending December 31, 2006 - [REDACTED]
- (clxiv) Total revenue for terminating traffic for the year ending December 31, 2007 - [REDACTED]
- (clxv) Total revenue for terminating traffic for the year ending December 31, 2008 - [REDACTED]
- (clxvi) Total revenue for originating traffic for the year ending December 31, 2006 - NA
- (clxvii) Total revenue for originating traffic for the year ending December 31, 2007 - NA
- (clxviii) Total revenue for originating traffic for the year ending December 31, 2008 - NA

LT Tandem Switching Originating

- (clxix) Total MOUs for terminating traffic for the year ending December 31, 2006 - NA
- (clxx) Total MOUs for terminating traffic for the year ending December 31, 2007 - NA
- (clxxi) Total MOUs for terminating traffic for the year ending December 31, 2008 - NA
- (clxxii) Total MOUs for originating traffic for the year ending December 31, 2006 - [REDACTED]
- (clxxiii) Total MOUs for originating traffic for the year ending December 31, 2007 - [REDACTED]
- (clxxiv) Total MOUs for originating traffic for the year ending December 31, 2008 - [REDACTED]
- (clxxv) Total revenue for terminating traffic for the year ending December 31, 2006 - NA
- (clxxvi) Total revenue for terminating traffic for the year ending December 31, 2007 - NA
- (clxxvii) Total revenue for terminating traffic for the year ending December 31, 2008 - NA

(clxxviii) Total revenue for originating traffic for the year ending December 31, 2006 - [REDACTED]

(clxxix) Total revenue for originating traffic for the year ending December 31, 2007 - [REDACTED]

(clxxx) Total revenue for originating traffic for the year ending December 31, 2008 - [REDACTED]

Shared Trunk Port - Originating

(clxxxii) Total MOUs for terminating traffic for the year ending December 31, 2006 - NA

(clxxxiii) Total MOUs for terminating traffic for the year ending December 31, 2007 - NA

(clxxxiv) Total MOUs for terminating traffic for the year ending December 31, 2008 - NA

(clxxxv) Total MOUs for originating traffic for the year ending December 31, 2006 - [REDACTED]

(clxxxvi) Total MOUs for originating traffic for the year ending December 31, 2007 - [REDACTED]

(clxxxvii) Total MOUs for originating traffic for the year ending December 31, 2008 - [REDACTED]

(clxxxviii) Total revenue for terminating traffic for the year ending December 31, 2006 - NA

(clxxxix) Total revenue for terminating traffic for the year ending December 31, 2007 - NA

(clxxxix) Total revenue for terminating traffic for the year ending December 31, 2008 - NA

(cxc) Total revenue for originating traffic for the year ending December 31, 2006 - [REDACTED]

(cxci) Total revenue for originating traffic for the year ending December 31, 2007 - [REDACTED]

(cxcii) Total revenue for originating traffic for the year ending December 31, 2008 - [REDACTED]

Shared Trunk Port - Terminating

(cxciii) Total MOUs for terminating traffic for the year ending December 31, 2006 - [REDACTED]

- (cxciv) Total MOUs for terminating traffic for the year ending December 31, 2007 - [REDACTED]
- (cxcv) Total MOUs for terminating traffic for the year ending December 31, 2008 - [REDACTED]
- (cxcvi) Total MOUs for originating traffic for the year ending December 31, 2006 - NA
- (cxcvii) Total MOUs for originating traffic for the year ending December 31, 2007 - NA
- (cxcviii) Total MOUs for originating traffic for the year ending December 31, 2008 - NA
- (cxcix) Total revenue for terminating traffic for the year ending December 31, 2006 - [REDACTED]
- (cc) Total revenue for terminating traffic for the year ending December 31, 2007 - [REDACTED]
- (cci) Total revenue for terminating traffic for the year ending December 31, 2008 - [REDACTED]
- (ccii) Total revenue for originating traffic for the year ending December 31, 2006 - NA
- (cciii) Total revenue for originating traffic for the year ending December 31, 2007 - NA
- (cciv) Total revenue for originating traffic for the year ending December 31, 2008 - NA

Tandem Switched Transport - Orig

- (ccv) Total MOUs for terminating traffic for the year ending December 31, 2006 - NA
- (ccvi) Total MOUs for terminating traffic for the year ending December 31, 2007 - NA
- (ccvii) Total MOUs for terminating traffic for the year ending December 31, 2008 - NA
- (ccviii) Total MOUs for originating traffic for the year ending December 31, 2006 - [REDACTED]
- (ccix) Total MOUs for originating traffic for the year ending December 31, 2007 - [REDACTED]
- (ccx) Total MOUs for originating traffic for the year ending December 31, 2008 - [REDACTED]
- (ccxi) Total revenue for terminating traffic for the year ending December 31, 2006 - NA
- (ccxii) Total revenue for terminating traffic for the year ending December 31, 2007 - NA

(ccxiii) Total revenue for terminating traffic for the year ending December 31, 2008 - NA

(ccxiv) Total revenue for originating traffic for the year ending December 31, 2006 - [REDACTED]

(ccxv) Total revenue for originating traffic for the year ending December 31, 2007 - [REDACTED]

(ccxvi) Total revenue for originating traffic for the year ending December 31, 2008 - [REDACTED]

Tandem Switched Transport - Term

(ccxvii) Total MOUs for terminating traffic for the year ending December 31, 2006 - [REDACTED]

(ccxviii) Total MOUs for terminating traffic for the year ending December 31, 2007 - [REDACTED]

(ccxix) Total MOUs for terminating traffic for the year ending December 31, 2008 - [REDACTED]

(ccxx) Total MOUs for originating traffic for the year ending December 31, 2006 - NA

(ccxxi) Total MOUs for originating traffic for the year ending December 31, 2007 - NA

(ccxxii) Total MOUs for originating traffic for the year ending December 31, 2008 - NA

(ccxxiii) Total revenue for terminating traffic for the year ending December 31, 2006 - [REDACTED]

(ccxxiv) Total revenue for terminating traffic for the year ending December 31, 2007 - [REDACTED]

(ccxxv) Total revenue for terminating traffic for the year ending December 31, 2008 - [REDACTED]

(ccxxvi) Total revenue for originating traffic for the year ending December 31, 2006 - NA

(ccxxvii) Total revenue for originating traffic for the year ending December 31, 2007 - NA

(ccxxviii) Total revenue for originating traffic for the year ending December 31, 2008 - NA

Tandem Switched Transport - Termination

(ccxxix) Total MOUs for terminating traffic for the year ending December 31, 2006 - [REDACTED]

- (ccxxx) Total MOUs for terminating traffic for the year ending December 31, 2007 -
██████████
- (ccxxxi) Total MOUs for terminating traffic for the year ending December 31, 2008 -
██████████
- (ccxxxii) Total MOUs for originating traffic for the year ending December 31, 2006 - NA
- (ccxxxiii) Total MOUs for originating traffic for the year ending December 31, 2007 - NA
- (ccxxxiv) Total MOUs for originating traffic for the year ending December 31, 2008 - NA
- (ccxxxv) Total revenue for terminating traffic for the year ending December 31, 2006 -
██████████
- (ccxxxvi) Total revenue for terminating traffic for the year ending December 31, 2007 -
██████████
- (ccxxxvii) Total revenue for terminating traffic for the year ending December 31, 2008 -
██████████
- (ccxxxviii) Total revenue for originating traffic for the year ending December 31, 2006 - NA
- (ccxxxix) Total revenue for originating traffic for the year ending December 31, 2007 - NA
- (ccxl) Total revenue for originating traffic for the year ending December 31, 2008 - NA

Transit Traffic

- (ccxli) Total MOUs for terminating traffic for the year ending December 31, 2006 - NA
- (ccxlii) Total MOUs for terminating traffic for the year ending December 31, 2007 - NA
- (ccxliii) Total MOUs for terminating traffic for the year ending December 31, 2008 - NA
- (ccxliv) Total MOUs for originating traffic for the year ending December 31, 2006 -
██████████
- (ccxlv) Total MOUs for originating traffic for the year ending December 31, 2007 -
██████████
- (ccxlvi) Total MOUs for originating traffic for the year ending December 31, 2008 -
██████████
- (ccxlvii) Total revenue for terminating traffic for the year ending December 31, 2006 - NA

- (ccxlviii) Total revenue for terminating traffic for the year ending December 31, 2007 - NA
- (ccxlix) Total revenue for terminating traffic for the year ending December 31, 2008 - NA
- (ccl) Total revenue for originating traffic for the year ending December 31, 2006 - [REDACTED]
- (ccli) Total revenue for originating traffic for the year ending December 31, 2007 - [REDACTED]
- (cclii) Total revenue for originating traffic for the year ending December 31, 2008 - [REDACTED]

Unbundled Prem Local Switching Term

- (ccliii) Total MOUs for terminating traffic for the year ending December 31, 2006 - [REDACTED]
- (ccliv) Total MOUs for terminating traffic for the year ending December 31, 2007 - [REDACTED]
- (cclv) Total MOUs for terminating traffic for the year ending December 31, 2008 - [REDACTED]
- (cclvi) Total MOUs for originating traffic for the year ending December 31, 2006 - NA
- (cclvii) Total MOUs for originating traffic for the year ending December 31, 2007 - NA
- (cclviii) Total MOUs for originating traffic for the year ending December 31, 2008 - NA
- (cclix) Total revenue for terminating traffic for the year ending December 31, 2006 - [REDACTED]
- (cclx) Total revenue for terminating traffic for the year ending December 31, 2007 - [REDACTED]
- (cclxi) Total revenue for terminating traffic for the year ending December 31, 2008 - [REDACTED]
- (cclxii) Total revenue for originating traffic for the year ending December 31, 2006 - NA
- (cclxiii) Total revenue for originating traffic for the year ending December 31, 2007 - NA
- (cclxiv) Total revenue for originating traffic for the year ending December 31, 2008 - NA

WRLS Direct InterMTA Rate

- (cclxv) Total MOUs for terminating traffic for the year ending December 31, 2006 - [REDACTED]
- (cclxvi) Total MOUs for terminating traffic for the year ending December 31, 2007 - NA

- (cclxxvii) Total MOUs for terminating traffic for the year ending December 31, 2008 - NA
- (cclxxviii) Total MOUs for originating traffic for the year ending December 31, 2006 - NA
- (cclxxix) Total MOUs for originating traffic for the year ending December 31, 2007 - NA
- (cclxxx) Total MOUs for originating traffic for the year ending December 31, 2008 - NA
- (cclxxxi) Total revenue for terminating traffic for the year ending December 31, 2006 -
██████████
- (cclxxxii) Total revenue for terminating traffic for the year ending December 31, 2007 - NA
- (cclxxxiii) Total revenue for terminating traffic for the year ending December 31, 2008 - NA
- (cclxxxiv) Total revenue for originating traffic for the year ending December 31, 2006 - NA
- (cclxxxv) Total revenue for originating traffic for the year ending December 31, 2007 - NA

Direct Trunked Transport - End Office DS3

- (cclxxxvi) Total MOUs for terminating traffic for the year ending December 31, 2006 - NA
- (cclxxxvii) Total MOUs for terminating traffic for the year ending December 31, 2007 - NA
- (cclxxxviii) Total MOUs for terminating traffic for the year ending December 31, 2008 - NA
- (cclxxxix) Total MOUs for originating traffic for the year ending December 31, 2006 - NA
- (cclxxxx) Total MOUs for originating traffic for the year ending December 31, 2007 - NA
- (cclxxxxi) Total MOUs for originating traffic for the year ending December 31, 2008 - NA
- (cclxxxii) Total revenue for terminating traffic for the year ending December 31, 2006 - NA
- (cclxxxiii) Total revenue for terminating traffic for the year ending December 31, 2007 - NA
- (cclxxxiv) Total revenue for terminating traffic for the year ending December 31, 2008 - NA
- (cclxxxv) Total revenue for originating traffic for the year ending December 31, 2006 - NA
- (cclxxxvi) Total revenue for originating traffic for the year ending December 31, 2007 - NA
- (cclxxxvii) Total revenue for originating traffic for the year ending December 31, 2008 - NA

DS1 Tandem Dedicated Trunk Port

- (cclxxxviii) Total MOUs for terminating traffic for the year ending December 31, 2006 - NA
- (cclxxxix) Total MOUs for terminating traffic for the year ending December 31, 2007 - NA
- (ccxc) Total MOUs for terminating traffic for the year ending December 31, 2008 - NA
- (ccxci) Total MOUs for originating traffic for the year ending December 31, 2006 - NA
- (ccxcii) Total MOUs for originating traffic for the year ending December 31, 2007 - NA
- (ccxciii) Total MOUs for originating traffic for the year ending December 31, 2008 - NA
- (ccxciv) Total revenue for terminating traffic for the year ending December 31, 2006 - NA
- (ccxcv) Total revenue for terminating traffic for the year ending December 31, 2007 - NA
- (ccxcvi) Total revenue for terminating traffic for the year ending December 31, 2008 - NA
- (ccxcvii) Total revenue for originating traffic for the year ending December 31, 2006 - NA
- (ccxcviii) Total revenue for originating traffic for the year ending December 31, 2007 - NA
- (ccxcix) Total revenue for originating traffic for the year ending December 31, 2008 - NA

DS3 to DS1 Multiplexing

- (ccc) Total MOUs for terminating traffic for the year ending December 31, 2006 - NA
- (ccci) Total MOUs for terminating traffic for the year ending December 31, 2007 - NA
- (cccii) Total MOUs for terminating traffic for the year ending December 31, 2008 - NA
- (ccciii) Total MOUs for originating traffic for the year ending December 31, 2006 - NA
- (ccciv) Total MOUs for originating traffic for the year ending December 31, 2007 - NA
- (cccv) Total MOUs for originating traffic for the year ending December 31, 2008 - NA
- (cccvi) Total revenue for terminating traffic for the year ending December 31, 2006 - NA
- (cccvii) Total revenue for terminating traffic for the year ending December 31, 2007 - NA
- (cccviii) Total revenue for terminating traffic for the year ending December 31, 2008 - NA
- (cccix) Total revenue for originating traffic for the year ending December 31, 2006 - NA

(cccx) Total revenue for originating traffic for the year ending December 31, 2007 - NA

(cccxi) Total revenue for originating traffic for the year ending December 31, 2008 - NA

End Office Direct Trunk Port - DS1

(cccxii) Total MOUs for terminating traffic for the year ending December 31, 2006 - NA

(cccxiii) Total MOUs for terminating traffic for the year ending December 31, 2007 - NA

(cccxiv) Total MOUs for terminating traffic for the year ending December 31, 2008 - NA

(cccxv) Total MOUs for originating traffic for the year ending December 31, 2006 - NA

(cccxvi) Total MOUs for originating traffic for the year ending December 31, 2007 - NA

(cccxvii) Total MOUs for originating traffic for the year ending December 31, 2008 - NA

(cccxviii) Total revenue for terminating traffic for the year ending December 31, 2006 - NA

(cccxix) Total revenue for terminating traffic for the year ending December 31, 2007 - NA

(cccxx) Total revenue for terminating traffic for the year ending December 31, 2008 - NA

(cccxxi) Total revenue for originating traffic for the year ending December 31, 2006 - NA

(cccxxii) Total revenue for originating traffic for the year ending December 31, 2007 - NA

(cccxxiii) Total revenue for originating traffic for the year ending December 31, 2008 - NA

End Office Direct Trunk Port-DS1

(cccxxiv) Total MOUs for terminating traffic for the year ending December 31, 2006 - NA

(cccxxv) Total MOUs for terminating traffic for the year ending December 31, 2007 - NA

(cccxxvi) Total MOUs for terminating traffic for the year ending December 31, 2008 - NA

(cccxxvii) Total MOUs for originating traffic for the year ending December 31, 2006 - NA

(cccxxviii) Total MOUs for originating traffic for the year ending December 31, 2007 - NA

(cccxxix) Total MOUs for originating traffic for the year ending December 31, 2008 - NA

(cccxxx) Total revenue for terminating traffic for the year ending December 31, 2006 - NA

- (cccxxxi) Total revenue for terminating traffic for the year ending December 31, 2007 - NA
- (cccxxxii) Total revenue for terminating traffic for the year ending December 31, 2008 - NA
- (cccxxxiii) Total revenue for originating traffic for the year ending December 31, 2006 - NA
- (cccxxxiv) Total revenue for originating traffic for the year ending December 31, 2007 - NA
- (cccxxxv) Total revenue for originating traffic for the year ending December 31, 2008 - NA

Entrance Facility DS1

- (cccxxxvi) Total MOUs for terminating traffic for the year ending December 31, 2006 - NA
- (cccxxxvii) Total MOUs for terminating traffic for the year ending December 31, 2007 - NA
- (cccxxxviii) Total MOUs for terminating traffic for the year ending December 31, 2008 - NA
- (cccxxxix) Total MOUs for originating traffic for the year ending December 31, 2006 - NA
- (cccxl) Total MOUs for originating traffic for the year ending December 31, 2007 - NA
- (cccxli) Total MOUs for originating traffic for the year ending December 31, 2008 - NA
- (cccxlii) Total revenue for terminating traffic for the year ending December 31, 2006 - NA
- (cccxliii) Total revenue for terminating traffic for the year ending December 31, 2007 - NA
- (cccxliv) Total revenue for terminating traffic for the year ending December 31, 2008 - NA
- (cccxlv) Total revenue for originating traffic for the year ending December 31, 2006 - NA
- (cccxlvi) Total revenue for originating traffic for the year ending December 31, 2007 - NA
- (cccxlvii) Total revenue for originating traffic for the year ending December 31, 2008 - NA

Entrance Facility DS3 Electrical

- (cccxlviii) Total MOUs for terminating traffic for the year ending December 31, 2006 - NA
- (cccxliv) Total MOUs for terminating traffic for the year ending December 31, 2007 - NA
- (cccl) Total MOUs for terminating traffic for the year ending December 31, 2008 - NA
- (cccli) Total MOUs for originating traffic for the year ending December 31, 2006 - NA

- (ccclii) Total MOUs for originating traffic for the year ending December 31, 2007 - NA
- (cccliii) Total MOUs for originating traffic for the year ending December 31, 2008 - NA
- (cccliv) Total revenue for terminating traffic for the year ending December 31, 2006 - NA
- (ccclv) Total revenue for terminating traffic for the year ending December 31, 2007 - NA
- (ccclvi) Total revenue for terminating traffic for the year ending December 31, 2008 - NA
- (ccclvii) Total revenue for originating traffic for the year ending December 31, 2006 - NA
- (ccclviii) Total revenue for originating traffic for the year ending December 31, 2007 - NA
- (ccclix) Total revenue for originating traffic for the year ending December 31, 2008 - NA

LT Direct Trunked Transport - DS1

- (ccclx) Total MOUs for terminating traffic for the year ending December 31, 2006 - NA
- (ccclxi) Total MOUs for terminating traffic for the year ending December 31, 2007 - NA
- (ccclxii) Total MOUs for terminating traffic for the year ending December 31, 2008 - NA
- (ccclxiii) Total MOUs for originating traffic for the year ending December 31, 2006 - NA
- (ccclxiv) Total MOUs for originating traffic for the year ending December 31, 2007 - NA
- (ccclxv) Total MOUs for originating traffic for the year ending December 31, 2008 - NA
- (ccclxvi) Total revenue for terminating traffic for the year ending December 31, 2006 - NA
- (ccclxvii) Total revenue for terminating traffic for the year ending December 31, 2007 - NA
- (ccclxviii) Total revenue for terminating traffic for the year ending December 31, 2008 - NA
- (ccclxix) Total revenue for originating traffic for the year ending December 31, 2006 - NA
- (ccclxx) Total revenue for originating traffic for the year ending December 31, 2007 - NA
- (ccclxxi) Total revenue for originating traffic for the year ending December 31, 2008 - NA

LT Direct Trunked Transport - Voicegrade

- (ccclxxii) Total MOUs for terminating traffic for the year ending December 31, 2006 - NA

- (ccclxxiii) Total MOUs for terminating traffic for the year ending December 31, 2007 - NA
- (ccclxxiv) Total MOUs for terminating traffic for the year ending December 31, 2008 - NA
- (ccclxxv) Total MOUs for originating traffic for the year ending December 31, 2006 - NA
- (ccclxxvi) Total MOUs for originating traffic for the year ending December 31, 2007 - NA
- (ccclxxvii) Total MOUs for originating traffic for the year ending December 31, 2008 - NA
- (ccclxxviii) Total revenue for terminating traffic for the year ending December 31, 2006 - NA
- (ccclxxix) Total revenue for terminating traffic for the year ending December 31, 2007 - NA
- (ccclxxx) Total revenue for terminating traffic for the year ending December 31, 2008 - NA
- (ccclxxxi) Total revenue for originating traffic for the year ending December 31, 2006 - NA
- (ccclxxxii) Total revenue for originating traffic for the year ending December 31, 2007 - NA
- (ccclxxxiii) Total revenue for originating traffic for the year ending December 31, 2008 - NA

LT DT DS1 Termination - End Office

- (ccclxxxiv) Total MOUs for terminating traffic for the year ending December 31, 2006 - NA
- (ccclxxxv) Total MOUs for terminating traffic for the year ending December 31, 2007 - NA
- (ccclxxxvi) Total MOUs for terminating traffic for the year ending December 31, 2008 - NA
- (ccclxxxvii) Total MOUs for originating traffic for the year ending December 31, 2006 - NA
- (ccclxxxviii) Total MOUs for originating traffic for the year ending December 31, 2007 - NA
- (ccclxxxix) Total MOUs for originating traffic for the year ending December 31, 2008 - NA
- (cccxc) Total revenue for terminating traffic for the year ending December 31, 2006 - NA
- (cccxc) Total revenue for terminating traffic for the year ending December 31, 2007 - NA
- (cccxcii) Total revenue for terminating traffic for the year ending December 31, 2008 - NA
- (cccxciii) Total revenue for originating traffic for the year ending December 31, 2006 - NA
- (cccxciv) Total revenue for originating traffic for the year ending December 31, 2007 - NA
- (cccxcv) Total revenue for originating traffic for the year ending December 31, 2008 - NA

LT Entr Fac 4W Voice Grade

- (cccxcvi) Total MOUs for terminating traffic for the year ending December 31, 2006 - NA
- (cccxcvii) Total MOUs for terminating traffic for the year ending December 31, 2007 - NA
- (cccxcviii) Total MOUs for terminating traffic for the year ending December 31, 2008 - NA
- (cccxcix) Total MOUs for originating traffic for the year ending December 31, 2006 - NA
- (cd) Total MOUs for originating traffic for the year ending December 31, 2007 - NA
- (cdi) Total MOUs for originating traffic for the year ending December 31, 2008 - NA
- (cdii) Total revenue for terminating traffic for the year ending December 31, 2006 - NA
- (cdiii) Total revenue for terminating traffic for the year ending December 31, 2007 - NA
- (cdiv) Total revenue for terminating traffic for the year ending December 31, 2008 - NA
- (cdv) Total revenue for originating traffic for the year ending December 31, 2006 - NA
- (cdvi) Total revenue for originating traffic for the year ending December 31, 2007 - NA
- (cdvii) Total revenue for originating traffic for the year ending December 31, 2008 - NA

LT Entrance Facility - DS1, First System

- (cdviii) Total MOUs for terminating traffic for the year ending December 31, 2006 - NA
- (cdix) Total MOUs for terminating traffic for the year ending December 31, 2007 - NA
- (cdx) Total MOUs for terminating traffic for the year ending December 31, 2008 - NA
- (cdxi) Total MOUs for originating traffic for the year ending December 31, 2006 - NA
- (cdxii) Total MOUs for originating traffic for the year ending December 31, 2007 - NA
- (cdxiii) Total MOUs for originating traffic for the year ending December 31, 2008 - NA
- (cdxiv) Total revenue for terminating traffic for the year ending December 31, 2006 - NA
- (cdxv) Total revenue for terminating traffic for the year ending December 31, 2007 - NA
- (cdxvi) Total revenue for terminating traffic for the year ending December 31, 2008 - NA

- (cdxvii) Total revenue for originating traffic for the year ending December 31, 2006 - NA
- (cdxviii) Total revenue for originating traffic for the year ending December 31, 2007 - NA
- (cdxix) Total revenue for originating traffic for the year ending December 31, 2008 - NA

LT Entrance Facility 2W Voice Grade

- (cdxx) Total MOUs for terminating traffic for the year ending December 31, 2006 - NA
- (cdxxi) Total MOUs for terminating traffic for the year ending December 31, 2007 - NA
- (cdxxii) Total MOUs for terminating traffic for the year ending December 31, 2008 - NA
- (cdxxiii) Total MOUs for originating traffic for the year ending December 31, 2006 - NA
- (cdxxiv) Total MOUs for originating traffic for the year ending December 31, 2007 - NA
- (cdxxv) Total MOUs for originating traffic for the year ending December 31, 2008 - NA
- (cdxxvi) Total revenue for terminating traffic for the year ending December 31, 2006 - NA
- (cdxxvii) Total revenue for terminating traffic for the year ending December 31, 2007 - NA
- (cdxxviii) Total revenue for terminating traffic for the year ending December 31, 2008 - NA
- (cdxxix) Total revenue for originating traffic for the year ending December 31, 2006 - NA
- (cdxxx) Total revenue for originating traffic for the year ending December 31, 2007 - NA
- (cdxxxii) Total revenue for originating traffic for the year ending December 31, 2008 - NA

LT Entrance Facility DS3, First 1/4 Mile

- (cdxxxiii) Total MOUs for terminating traffic for the year ending December 31, 2006 - NA
- (cdxxxiiii) Total MOUs for terminating traffic for the year ending December 31, 2007 - NA
- (cdxxxv) Total MOUs for terminating traffic for the year ending December 31, 2008 - NA
- (cdxxxvi) Total MOUs for originating traffic for the year ending December 31, 2006 - NA
- (cdxxxvii) Total MOUs for originating traffic for the year ending December 31, 2007 - NA
- (cdxxxviii) Total MOUs for originating traffic for the year ending December 31, 2008 - NA

- (cdxxxviii) Total revenue for terminating traffic for the year ending December 31, 2006 - NA
- (cdxxxix) Total revenue for terminating traffic for the year ending December 31, 2007 - NA
- (cdxl) Total revenue for terminating traffic for the year ending December 31, 2008 - NA
- (cdxli) Total revenue for originating traffic for the year ending December 31, 2006 - NA
- (cdxlii) Total revenue for originating traffic for the year ending December 31, 2007 - NA
- (cdxlili) Total revenue for originating traffic for the year ending December 31, 2008 - NA

Tandem Direct Trunk Port- DS1

- (cdxliv) Total MOUs for terminating traffic for the year ending December 31, 2006 - NA
- (cdxlv) Total MOUs for terminating traffic for the year ending December 31, 2007 - NA
- (cdxlvi) Total MOUs for terminating traffic for the year ending December 31, 2008 - NA
- (cdxlvii) Total MOUs for originating traffic for the year ending December 31, 2006 - NA
- (cdxlviii) Total MOUs for originating traffic for the year ending December 31, 2007 - NA
- (cdxlix) Total MOUs for originating traffic for the year ending December 31, 2008 - NA
- (cdl) Total revenue for terminating traffic for the year ending December 31, 2006 - NA
- (cdli) Total revenue for terminating traffic for the year ending December 31, 2007 - NA
- (cdlii) Total revenue for terminating traffic for the year ending December 31, 2008 - NA
- (cdliii) Total revenue for originating traffic for the year ending December 31, 2006 - NA
- (cdliv) Total revenue for originating traffic for the year ending December 31, 2007 - NA
- (cdlv) Total revenue for originating traffic for the year ending December 31, 2008 - NA

VG Dedicated Trunk Port - End Office

- (cdlvi) Total MOUs for terminating traffic for the year ending December 31, 2006 - NA
- (cdlvii) Total MOUs for terminating traffic for the year ending December 31, 2007 - NA
- (cdlviii) Total MOUs for terminating traffic for the year ending December 31, 2008 - NA

- (cdlix) Total MOUs for originating traffic for the year ending December 31, 2006 - NA
- (cdlx) Total MOUs for originating traffic for the year ending December 31, 2007 - NA
- (cdlxi) Total MOUs for originating traffic for the year ending December 31, 2008 - NA
- (cdlxii) Total revenue for terminating traffic for the year ending December 31, 2006 - NA
- (cdlxiii) Total revenue for terminating traffic for the year ending December 31, 2007 - NA
- (cdlxiv) Total revenue for terminating traffic for the year ending December 31, 2008 - NA
- (cdlxv) Total revenue for originating traffic for the year ending December 31, 2006 - NA
- (cdlxvi) Total revenue for originating traffic for the year ending December 31, 2007 - NA
- (cdlxvii) Total revenue for originating traffic for the year ending December 31, 2008 - NA

VG End Office Direct Trunk Port

- (cdlxviii) Total MOUs for terminating traffic for the year ending December 31, 2006 - NA
- (cdlxix) Total MOUs for terminating traffic for the year ending December 31, 2007 - NA
- (cdlxx) Total MOUs for terminating traffic for the year ending December 31, 2008 - NA
- (cdlxxi) Total MOUs for originating traffic for the year ending December 31, 2006 - NA
- (cdlxxii) Total MOUs for originating traffic for the year ending December 31, 2007 - NA
- (cdlxxiii) Total MOUs for originating traffic for the year ending December 31, 2008 - NA
- (cdlxxiv) Total revenue for terminating traffic for the year ending December 31, 2006 - NA
- (cdlxxv) Total revenue for terminating traffic for the year ending December 31, 2007 - NA
- (cdlxxvi) Total revenue for terminating traffic for the year ending December 31, 2008 - NA
- (cdlxxvii) Total revenue for originating traffic for the year ending December 31, 2006 - NA
- (cdlxxviii) Total revenue for originating traffic for the year ending December 31, 2007 - NA
- (cdlxxix) Total revenue for originating traffic for the year ending December 31, 2008 - NA

VG Tandem Dedicated Trunk Port

- (cdlxxx) Total MOUs for terminating traffic for the year ending December 31, 2006 - NA
- (cdlxxxi) Total MOUs for terminating traffic for the year ending December 31, 2007 - NA
- (cdlxxxii) Total MOUs for terminating traffic for the year ending December 31, 2008 - NA
- (cdlxxxiii) Total MOUs for originating traffic for the year ending December 31, 2006 - NA
- (cdlxxxiv) Total MOUs for originating traffic for the year ending December 31, 2007 - NA
- (cdlxxxv) Total MOUs for originating traffic for the year ending December 31, 2008 - NA
- (cdlxxxvi) Total revenue for terminating traffic for the year ending December 31, 2006 - NA
- (cdlxxxvii) Total revenue for terminating traffic for the year ending December 31, 2007 - NA
- (cdlxxxviii) Total revenue for terminating traffic for the year ending December 31, 2008 - NA
- (cdlxxxix) Total revenue for originating traffic for the year ending December 31, 2006 - NA
- (cdxc) Total revenue for originating traffic for the year ending December 31, 2007 - NA
- (cdxci) Total revenue for originating traffic for the year ending December 31, 2008 - NA

Windstream West Interstate Switched Access Rate Elements -

Indirect InterMTA Rate

- (cdxcii) Total MOUs for terminating traffic for the year ending December 31, 2006 -
[REDACTED]
- (cdxciii) Total MOUs for terminating traffic for the year ending December 31, 2007 - NA
- (cdxciv) Total MOUs for terminating traffic for the year ending December 31, 2008 - NA
- (cdxcv) Total MOUs for originating traffic for the year ending December 31, 2006 - NA
- (cdxcvi) Total MOUs for originating traffic for the year ending December 31, 2007 - NA
- (cdxcvii) Total MOUs for originating traffic for the year ending December 31, 2008 - NA
- (cdxcviii) Total revenue for terminating traffic for the year ending December 31, 2006 -
[REDACTED]
- (cdxcix) Total revenue for terminating traffic for the year ending December 31, 2007 - NA
- (d) Total revenue for terminating traffic for the year ending December 31, 2008 - NA

- (di) Total revenue for originating traffic for the year ending December 31, 2006 - NA
- (dii) Total revenue for originating traffic for the year ending December 31, 2007 - NA
- (diii) Total revenue for originating traffic for the year ending December 31, 2008 - NA

Information Surcharge Prem Orig

- (div) Total MOUs for terminating traffic for the year ending December 31, 2006 - NA
- (dv) Total MOUs for terminating traffic for the year ending December 31, 2007 - NA
- (dvi) Total MOUs for terminating traffic for the year ending December 31, 2008 - NA
- (dvii) Total MOUs for originating traffic for the year ending December 31, 2006 - [REDACTED]
- (dviii) Total MOUs for originating traffic for the year ending December 31, 2007 - [REDACTED]
- (dix) Total MOUs for originating traffic for the year ending December 31, 2008 - [REDACTED]
- (dx) Total revenue for terminating traffic for the year ending December 31, 2006 - NA
- (dxi) Total revenue for terminating traffic for the year ending December 31, 2007 - NA
- (dxii) Total revenue for terminating traffic for the year ending December 31, 2008 - NA
- (dxiii) Total revenue for originating traffic for the year ending December 31, 2006 - [REDACTED]
- (dxiv) Total revenue for originating traffic for the year ending December 31, 2007 - [REDACTED]
- (dxv) Total revenue for originating traffic for the year ending December 31, 2008 - [REDACTED]

Information Surcharge Prem Terminating

- (dxvi) Total MOUs for terminating traffic for the year ending December 31, 2006 - [REDACTED]
- (dxvii) Total MOUs for terminating traffic for the year ending December 31, 2007 - [REDACTED]
- (dxviii) Total MOUs for terminating traffic for the year ending December 31, 2008 - [REDACTED]
- (dxix) Total MOUs for originating traffic for the year ending December 31, 2006 - NA
- (dxx) Total MOUs for originating traffic for the year ending December 31, 2007 - NA

- (dxxi) Total MOUs for originating traffic for the year ending December 31, 2008 - NA
- (dxxii) Total revenue for terminating traffic for the year ending December 31, 2006 - [REDACTED]
- (dxxiii) Total revenue for terminating traffic for the year ending December 31, 2007 - [REDACTED]
- (dxxiv) Total revenue for terminating traffic for the year ending December 31, 2008 - [REDACTED]
- (dxxv) Total revenue for originating traffic for the year ending December 31, 2006 - NA
- (dxxvi) Total revenue for originating traffic for the year ending December 31, 2007 - NA
- (dxxvii) Total revenue for originating traffic for the year ending December 31, 2008 - NA

Local Switching - Originating

- (dxxviii) Total MOUs for originating traffic for the year ending December 31, 2006 - [REDACTED]
- (dxxix) Total MOUs for originating traffic for the year ending December 31, 2007 - [REDACTED]
- (dxxx) Total MOUs for originating traffic for the year ending December 31, 2008 - [REDACTED]
- (dxxxii) Total revenue for originating traffic for the year ending December 31, 2006 - [REDACTED]
- (dxxxiii) Total revenue for originating traffic for the year ending December 31, 2007 - [REDACTED]
- (dxxxiiii) Total revenue for originating traffic for the year ending December 31, 2008 - [REDACTED]

Local Transport - Tandem Switched Termination

- (dxxxv) Total MOUs for terminating traffic for the year ending December 31, 2006 - [REDACTED]
- (dxxxvi) Total MOUs for terminating traffic for the year ending December 31, 2007 - [REDACTED]
- (dxxxvii) Total MOUs for terminating traffic for the year ending December 31, 2008 - [REDACTED]
- (dxxxviii) Total MOUs for originating traffic for the year ending December 31, 2006 - [REDACTED]

(dxxxviii) Total MOUs for originating traffic for the year ending December 31, 2007 - [REDACTED]

(dxxxix) Total MOUs for originating traffic for the year ending December 31, 2008 - [REDACTED]

(dxl) Total revenue for terminating traffic for the year ending December 31, 2006 - [REDACTED]

(dxli) Total revenue for terminating traffic for the year ending December 31, 2007 - [REDACTED]

(dxlii) Total revenue for terminating traffic for the year ending December 31, 2008 - [REDACTED]

(dxliii) Total revenue for originating traffic for the year ending December 31, 2006 - [REDACTED]

(dxliv) Total revenue for originating traffic for the year ending December 31, 2007 - [REDACTED]

(dxlv) Total revenue for originating traffic for the year ending December 31, 2008 - [REDACTED]

Local Transport Multiplexing for Originating

(dxlvi) Total MOUs for terminating traffic for the year ending December 31, 2006 - NA

(dxlvii) Total MOUs for terminating traffic for the year ending December 31, 2007 - NA

(dxlviii) Total MOUs for terminating traffic for the year ending December 31, 2008 - NA

(dxlix) Total MOUs for originating traffic for the year ending December 31, 2006 - NA

(dl) Total MOUs for originating traffic for the year ending December 31, 2007 - NA

(dli) Total MOUs for originating traffic for the year ending December 31, 2008 - [REDACTED]

(dlii) Total revenue for terminating traffic for the year ending December 31, 2006 - NA

(dliii) Total revenue for terminating traffic for the year ending December 31, 2007 - NA

(dliv) Total revenue for terminating traffic for the year ending December 31, 2008 - NA

(dlv) Total revenue for originating traffic for the year ending December 31, 2006 - NA

(dlvi) Total revenue for originating traffic for the year ending December 31, 2007 - NA

(dlvii) Total revenue for originating traffic for the year ending December 31, 2008 - [REDACTED]

Local Transport Multiplexing for Terminating

- (dlviii) Total MOUs for terminating traffic for the year ending December 31, 2006 - NA
- (dlx) Total MOUs for terminating traffic for the year ending December 31, 2007 - NA
- (dlx) Total MOUs for terminating traffic for the year ending December 31, 2008 - [REDACTED]
- (dlxi) Total MOUs for originating traffic for the year ending December 31, 2006 - NA
- (dlxii) Total MOUs for originating traffic for the year ending December 31, 2007 - NA
- (dlxiii) Total MOUs for originating traffic for the year ending December 31, 2008 - NA
- (dlxiv) Total revenue for terminating traffic for the year ending December 31, 2006 - NA
- (dlxv) Total revenue for terminating traffic for the year ending December 31, 2007 - NA
- (dlxvi) Total revenue for terminating traffic for the year ending December 31, 2008 - [REDACTED]
- (dlxvii) Total revenue for originating traffic for the year ending December 31, 2006 - NA
- (dlxviii) Total revenue for originating traffic for the year ending December 31, 2007 - NA
- (dlxix) Total revenue for originating traffic for the year ending December 31, 2008 - NA

LT Tandem Switched Facility Orig

- (dlxx) Total MOUs for terminating traffic for the year ending December 31, 2006 - NA
- (dlxxi) Total MOUs for terminating traffic for the year ending December 31, 2007 - NA
- (dlxxii) Total MOUs for terminating traffic for the year ending December 31, 2008 - NA
- (dlxxiii) Total MOUs for originating traffic for the year ending December 31, 2006 - [REDACTED]
- (dlxxiv) Total MOUs for originating traffic for the year ending December 31, 2007 - [REDACTED]
- (dlxxv) Total MOUs for originating traffic for the year ending December 31, 2008 - [REDACTED]
- (dlxxvi) Total revenue for terminating traffic for the year ending December 31, 2006 - NA
- (dlxxvii) Total revenue for terminating traffic for the year ending December 31, 2007 - NA
- (dlxxviii) Total revenue for terminating traffic for the year ending December 31, 2008 - NA

(dlxxxix) Total revenue for originating traffic for the year ending December 31, 2006 - [REDACTED]

(dlxxx) Total revenue for originating traffic for the year ending December 31, 2007 - [REDACTED]

(dlxxxii) Total revenue for originating traffic for the year ending December 31, 2008 - [REDACTED]

LT Tandem Switched Termination

(dlxxxiii) Total MOUs for terminating traffic for the year ending December 31, 2006 - NA

(dlxxxiv) Total MOUs for terminating traffic for the year ending December 31, 2007 - NA

(dlxxxv) Total MOUs for terminating traffic for the year ending December 31, 2008 - NA

(dlxxxvi) Total MOUs for originating traffic for the year ending December 31, 2006 - [REDACTED]

(dlxxxvii) Total MOUs for originating traffic for the year ending December 31, 2007 - [REDACTED]

(dlxxxviii) Total MOUs for originating traffic for the year ending December 31, 2008 - [REDACTED]

(dlxxxix) Total revenue for terminating traffic for the year ending December 31, 2006 - NA

(dlxxx) Total revenue for terminating traffic for the year ending December 31, 2007 - NA

(dxc) Total revenue for terminating traffic for the year ending December 31, 2008 - NA

(dxcii) Total revenue for originating traffic for the year ending December 31, 2006 - [REDACTED]

(dxciii) Total revenue for originating traffic for the year ending December 31, 2007 - [REDACTED]

(dxciv) Total revenue for originating traffic for the year ending December 31, 2008 - [REDACTED]

LT Tandem Switched Termination - Term

(dxcv) Total MOUs for terminating traffic for the year ending December 31, 2006 - [REDACTED]

(dxcvi) Total MOUs for terminating traffic for the year ending December 31, 2007 - [REDACTED]

(dxcvii) Total MOUs for terminating traffic for the year ending December 31, 2008 - [REDACTED]

- (dxcvii) Total MOUs for originating traffic for the year ending December 31, 2006 - NA
- (dxcviii) Total MOUs for originating traffic for the year ending December 31, 2007 - NA
- (dxcix) Total MOUs for originating traffic for the year ending December 31, 2008 - NA
- (dc) Total revenue for terminating traffic for the year ending December 31, 2006 - [REDACTED]
- (dci) Total revenue for terminating traffic for the year ending December 31, 2007 - [REDACTED]
- (dcii) Total revenue for terminating traffic for the year ending December 31, 2008 - [REDACTED]
- (dciii) Total revenue for originating traffic for the year ending December 31, 2006 - NA
- (dciv) Total revenue for originating traffic for the year ending December 31, 2007 - NA
- (dcv) Total revenue for originating traffic for the year ending December 31, 2008 - NA

LT Tandem Switched Termination - Term

- (dcvi) Total MOUs for terminating traffic for the year ending December 31, 2006 - [REDACTED]
- (dcvii) Total MOUs for terminating traffic for the year ending December 31, 2007 - [REDACTED]
- (dcviii) Total MOUs for terminating traffic for the year ending December 31, 2008 - [REDACTED]
- (dcix) Total MOUs for originating traffic for the year ending December 31, 2006 - NA
- (dcx) Total MOUs for originating traffic for the year ending December 31, 2007 - NA
- (dcxi) Total MOUs for originating traffic for the year ending December 31, 2008 - NA
- (dcxii) Total revenue for terminating traffic for the year ending December 31, 2006 - [REDACTED]
- (dcxiii) Total revenue for terminating traffic for the year ending December 31, 2007 - [REDACTED]
- (dcxiv) Total revenue for terminating traffic for the year ending December 31, 2008 - [REDACTED]
- (dcxv) Total revenue for originating traffic for the year ending December 31, 2006 - NA
- (dcxvi) Total revenue for originating traffic for the year ending December 31, 2007 - NA
- (dcxvii) Total revenue for originating traffic for the year ending December 31, 2008 - NA

LT Tandem Switched Transport

(dcxviii) Total MOUs for terminating traffic for the year ending December 31, 2006 -

██████████

(dcxix) Total MOUs for terminating traffic for the year ending December 31, 2007 -

██████████

(dcxx) Total MOUs for terminating traffic for the year ending December 31, 2008 -

██████████

(dcxxi) Total MOUs for originating traffic for the year ending December 31, 2006 - NA

(dcxxii) Total MOUs for originating traffic for the year ending December 31, 2007 - NA

(dcxxiii) Total MOUs for originating traffic for the year ending December 31, 2008 - NA

(dcxxiv) Total revenue for terminating traffic for the year ending December 31, 2006 -

██████████

(dcxxv) Total revenue for terminating traffic for the year ending December 31, 2007 -

██████████

(dcxxvi) Total revenue for terminating traffic for the year ending December 31, 2008 -

██████████

(dcxxvii) Total revenue for originating traffic for the year ending December 31, 2006 - NA

(dcxxviii) Total revenue for originating traffic for the year ending December 31, 2007 - NA

(dcxxix) Total revenue for originating traffic for the year ending December 31, 2008 - NA

Shared Trunk Port - Originating

(dcxxx) Total MOUs for terminating traffic for the year ending December 31, 2006 - NA

(dcxxxi) Total MOUs for terminating traffic for the year ending December 31, 2007 - NA

(dcxxxii) Total MOUs for terminating traffic for the year ending December 31, 2008 - NA

(dcxxxiii) Total MOUs for originating traffic for the year ending December 31, 2006 - NA

(dcxxxiv) Total MOUs for originating traffic for the year ending December 31, 2007 - NA

(dcxxxv) Total MOUs for originating traffic for the year ending December 31, 2008 -

██████████

- (dcxxxvi) Total revenue for terminating traffic for the year ending December 31, 2006 - NA
- (dcxxxvii) Total revenue for terminating traffic for the year ending December 31, 2007 - NA
- (dcxxxviii) Total revenue for terminating traffic for the year ending December 31, 2008 - NA
- (dcxxxix) Total revenue for originating traffic for the year ending December 31, 2006 - NA
- (dcxl) Total revenue for originating traffic for the year ending December 31, 2007 - NA
- (dcxli) Total revenue for originating traffic for the year ending December 31, 2008 - [REDACTED]

Shared Trunk Port - Terminating

- (dcxlii) Total MOUs for terminating traffic for the year ending December 31, 2006 - NA
- (dcxliii) Total MOUs for terminating traffic for the year ending December 31, 2007 - NA
- (dcxliv) Total MOUs for terminating traffic for the year ending December 31, 2008 - [REDACTED]
- (dcxlv) Total MOUs for originating traffic for the year ending December 31, 2006 - NA
- (dcxlvii) Total MOUs for originating traffic for the year ending December 31, 2007 - NA
- (dcxlviii) Total MOUs for originating traffic for the year ending December 31, 2008 - NA
- (dcxlviii) Total revenue for terminating traffic for the year ending December 31, 2006 - NA
- (dcxlix) Total revenue for terminating traffic for the year ending December 31, 2007 - NA
- (dcl) Total revenue for terminating traffic for the year ending December 31, 2008 - [REDACTED]
- (dcli) Total revenue for originating traffic for the year ending December 31, 2006 - NA
- (dclii) Total revenue for originating traffic for the year ending December 31, 2007 - NA
- (dcliii) Total revenue for originating traffic for the year ending December 31, 2008 - NA

Tandem Switched Transport Orig

- (dcliv) Total MOUs for terminating traffic for the year ending December 31, 2006 - NA
- (dclv) Total MOUs for terminating traffic for the year ending December 31, 2007 - NA

- (dclvi) Total MOUs for terminating traffic for the year ending December 31, 2008 - NA
- (dclvii) Total MOUs for originating traffic for the year ending December 31, 2006 - [REDACTED]
- (dclviii) Total MOUs for originating traffic for the year ending December 31, 2007 - [REDACTED]
- (dclix) Total MOUs for originating traffic for the year ending December 31, 2008 - [REDACTED]
- (dclx) Total revenue for terminating traffic for the year ending December 31, 2006 - NA
- (dclxi) Total revenue for terminating traffic for the year ending December 31, 2007 - NA
- (dclxii) Total revenue for terminating traffic for the year ending December 31, 2008 - NA
- (dclxiii) Total revenue for originating traffic for the year ending December 31, 2006 - [REDACTED]
- (dclxiv) Total revenue for originating traffic for the year ending December 31, 2007 - [REDACTED]
- (dclxv) Total revenue for originating traffic for the year ending December 31, 2008 - [REDACTED]

Tandem Switched Transport - Termination

- (dclxvi) Total MOUs for terminating traffic for the year ending December 31, 2006 - [REDACTED]
- (dclxvii) Total MOUs for terminating traffic for the year ending December 31, 2007 - [REDACTED]
- (dclxviii) Total MOUs for terminating traffic for the year ending December 31, 2008 - [REDACTED]
- (dclxix) Total MOUs for originating traffic for the year ending December 31, 2006 - NA
- (dclxx) Total MOUs for originating traffic for the year ending December 31, 2007 - NA
- (dclxxi) Total MOUs for originating traffic for the year ending December 31, 2008 - NA
- (dclxxii) Total revenue for terminating traffic for the year ending December 31, 2006 - [REDACTED]
- (dclxxiii) Total revenue for terminating traffic for the year ending December 31, 2007 - [REDACTED]

(dclxxiv) Total revenue for terminating traffic for the year ending December 31, 2008 - [REDACTED]

(dclxxv) Total revenue for originating traffic for the year ending December 31, 2006 - NA

(dclxxvi) Total revenue for originating traffic for the year ending December 31, 2007 - NA

(dclxxvii) Total revenue for originating traffic for the year ending December 31, 2008 - NA

Unbundled Prem Local Switching Orig

(dclxxviii) Total MOUs for terminating traffic for the year ending December 31, 2006 - NA

(dclxxix) Total MOUs for terminating traffic for the year ending December 31, 2007 - NA

(dclxxx) Total MOUs for terminating traffic for the year ending December 31, 2008 - NA

(dclxxxi) Total MOUs for originating traffic for the year ending December 31, 2006 - [REDACTED]

(dclxxxii) Total MOUs for originating traffic for the year ending December 31, 2007 - [REDACTED]

(dclxxxiii) Total MOUs for originating traffic for the year ending December 31, 2008 - [REDACTED]

(dclxxxiv) Total revenue for terminating traffic for the year ending December 31, 2006 - NA

(dclxxxv) Total revenue for terminating traffic for the year ending December 31, 2007 - NA

(dclxxxvi) Total revenue for terminating traffic for the year ending December 31, 2008 - NA

(dclxxxvii) Total revenue for originating traffic for the year ending December 31, 2006 - [REDACTED]

(dclxxxviii) Total revenue for originating traffic for the year ending December 31, 2007 - [REDACTED]

(dclxxxix) Total revenue for originating traffic for the year ending December 31, 2008 - [REDACTED]

Unbundled Prem Local Switching Term

(dcxc) Total MOUs for terminating traffic for the year ending December 31, 2006 - [REDACTED]

- (dcxci) Total MOUs for terminating traffic for the year ending December 31, 2007 -
[REDACTED]
- (dcxcii) Total MOUs for terminating traffic for the year ending December 31, 2008 -
[REDACTED]
- (dcxciii) Total MOUs for originating traffic for the year ending December 31, 2006 - NA
- (dcxciv) Total MOUs for originating traffic for the year ending December 31, 2007 - NA
- (dcxcv) Total MOUs for originating traffic for the year ending December 31, 2008 - NA
- (dcxcvi) Total revenue for terminating traffic for the year ending December 31, 2006 -
[REDACTED]
- (dcxcvii) Total revenue for terminating traffic for the year ending December 31, 2007 -
[REDACTED]
- (dcxcviii) Total revenue for terminating traffic for the year ending December 31, 2008 -
[REDACTED]
- (dcxcix) Total revenue for originating traffic for the year ending December 31, 2006 - NA
- (dcc) Total revenue for originating traffic for the year ending December 31, 2007 - NA
- (dcc) Total revenue for originating traffic for the year ending December 31, 2008 - NA

WRLS Direct InterMTA Rate

- (dccii) Total MOUs for terminating traffic for the year ending December 31, 2006 - [REDACTED]
- (dcciii) Total MOUs for terminating traffic for the year ending December 31, 2007 - NA
- (dcciv) Total MOUs for terminating traffic for the year ending December 31, 2008 - NA
- (dccv) Total MOUs for originating traffic for the year ending December 31, 2006 - NA
- (dccvi) Total MOUs for originating traffic for the year ending December 31, 2007 - NA
- (dccvii) Total MOUs for originating traffic for the year ending December 31, 2008 - NA
- (dccviii) Total revenue for terminating traffic for the year ending December 31, 2006 -
[REDACTED]
- (dccix) Total revenue for terminating traffic for the year ending December 31, 2007 - NA

- (dccx) Total revenue for terminating traffic for the year ending December 31, 2008 - NA
- (dccxi) Total revenue for originating traffic for the year ending December 31, 2006 - NA
- (dccxii) Total revenue for originating traffic for the year ending December 31, 2007 - NA
- (dccxiii) Total revenue for originating traffic for the year ending December 31, 2008 - NA

End Office Direct Trunk Port - DS1

- (dccxiv) Total MOUs for terminating traffic for the year ending December 31, 2006 - NA
- (dccxv) Total MOUs for terminating traffic for the year ending December 31, 2007 - NA
- (dccxvi) Total MOUs for terminating traffic for the year ending December 31, 2008 - NA
- (dccxvii) Total MOUs for originating traffic for the year ending December 31, 2006 - NA
- (dccxviii) Total MOUs for originating traffic for the year ending December 31, 2007 - NA
- (dccxix) Total MOUs for originating traffic for the year ending December 31, 2008 - NA
- (dccxx) Total revenue for terminating traffic for the year ending December 31, 2006 - NA
- (dccxxi) Total revenue for terminating traffic for the year ending December 31, 2007 - NA
- (dccxxii) Total revenue for terminating traffic for the year ending December 31, 2008 - NA
- (dccxxiii) Total revenue for originating traffic for the year ending December 31, 2006 - NA
- (dccxxiv) Total revenue for originating traffic for the year ending December 31, 2007 - NA
- (dccxxv) Total revenue for originating traffic for the year ending December 31, 2008 - NA

Windstream East / Windstream West Respondent: Cesar Caballero

8. Please provide the following (Kentucky-specific) information for each Windstream company for 2006, 2007, and 2008:
 - a. Total intrastate revenues.
 - b. Total intrastate switched access revenues.
 - c. The percentage of total intrastate switched access revenues derived from the non-traffic-sensitive revenue requirement (“NTSR”) element.
 - d. The percentage of total intrastate revenues derived from intrastate switched access services.
 - e. Total revenues for local telephone service (including any EUCL or SLC revenues).
 - f. Total billed intrastate switched access minutes of use.
 - g. Average revenue per minute (“ARPM”) for intrastate switched access service provided by you to other carriers in Kentucky.
 - h. Average revenue per minute (“ARPM”) for interstate switched access service provided by you to other carriers in Kentucky.
 - i. Total billed intrastate originating switched access minutes of use.
 - j. Total billed intrastate terminating switched access minutes of use.

RESPONSES: The information sought is irrelevant to the claims set forth in Verizon's Complaint and further seeks, in parts (e) and (h), information which is interstate and outside this Commission's jurisdiction. Additionally, this question is overly broad and burdensome and far in excess of a reasonable number of discovery questions that should be allowed under law. Without waiving the foregoing objections, Windstream East and Windstream West state as follows and note that "NA" denotes information that is not available in the form for for the time period requested:

- (i) Total intrastate revenues for Windstream West for 2006 - [REDACTED]
- (ii) Total intrastate revenues for Windstream West for 2007 - [REDACTED]
- (iii) Total intrastate revenues for Windstream West for 2008 - [REDACTED]
- (iv) Total intrastate revenues for Windstream East for 2006 - [REDACTED]
- (v) Total intrastate revenues for Windstream East for 2007 - [REDACTED]
- (vi) Total intrastate revenues for Windstream East for 2008 - [REDACTED]
- (vii) Total intrastate switched access revenues for Windstream West for 2006 - [REDACTED]
- (viii) Total intrastate switched access revenues for Windstream West for 2007 - [REDACTED]
- (ix) Total intrastate switched access revenues for Windstream West for 2008 - [REDACTED]
- (x) Total intrastate switched access revenues for Windstream East for 2006 - [REDACTED]
- (xi) Total intrastate switched access revenues for Windstream East for 2007 - [REDACTED]
- (xii) Total intrastate switched access revenues for Windstream East for 2008 - [REDACTED]

- (xiii) The percentage of total intrastate switched access revenues derived from the non-traffic-sensitive revenue requirement (“NTSR”) element for Windstream West for 2006 - [REDACTED]
- [REDACTED] The percentage of total intrastate switched access revenues derived from the non-traffic-sensitive revenue requirement (“NTSR”) element for Windstream West for 2007 - [REDACTED]
- (xv) The percentage of total intrastate switched access revenues derived from the non-traffic-sensitive revenue requirement (“NTSR”) element for Windstream West for 2008 - [REDACTED]
- (xvi) The percentage of total intrastate switched access revenues derived from the non-traffic-sensitive revenue requirement (“NTSR”) element for Windstream East for 2006 - [REDACTED]
- (xvii) The percentage of total intrastate switched access revenues derived from the non-traffic-sensitive revenue requirement (“NTSR”) element for Windstream East for 2007 - [REDACTED]
- (xviii) The percentage of total intrastate switched access revenues derived from the non-traffic-sensitive revenue requirement (“NTSR”) element for Windstream East for 2008 - [REDACTED]
- (xix) The percentage of total intrastate revenues derived from intrastate switched access services for Windstream West for 2006. - [REDACTED]
- (xx) The percentage of total intrastate revenues derived from intrastate switched access services for Windstream West for 2007. - [REDACTED]
- (xxi) The percentage of total intrastate revenues derived from intrastate switched access services for Windstream West for 2008. - [REDACTED]
- (xxii) The percentage of total intrastate revenues derived from intrastate switched access services for Windstream East for 2006 - [REDACTED]
- (xxiii) The percentage of total intrastate revenues derived from intrastate switched access services for Windstream East for 2007 - [REDACTED]
- (xxiv) The percentage of total intrastate revenues derived from intrastate switched access services for Windstream East for 2008 - [REDACTED]
- (xxv) Total revenues for local telephone service (including any EUCL or SLC revenues) for Windstream West for 2006 - NA
- (xxvi) Total revenues for local telephone service (including any EUCL or SLC revenues) for Windstream West for 2007 - NA
- (xxvii) Total revenues for local telephone service (including any EUCL or SLC revenues) for Windstream West for 2008 - NA
- (xxviii) Total revenues for local telephone service (including any EUCL or SLC revenues) for Windstream East for 2006 - NA
- (xxix) Total revenues for local telephone service (including any EUCL or SLC revenues) for Windstream East for 2007 - NA
- (xxx) Total revenues for local telephone service (including any EUCL or SLC revenues) for Windstream East for 2008 - NA
- (xxxi) Total billed intrastate switched access minutes of use for Windstream West for 2006 - [REDACTED]
- (xxxii) Total billed intrastate switched access minutes of use for Windstream West for 2007 - [REDACTED]

- (xxxiii) Total billed intrastate switched access minutes of use for Windstream West for 2008 - [REDACTED]
- (xxxiv) Total billed intrastate switched access minutes of use for Windstream East for 2006 - [REDACTED]
- (xxxv) Total billed intrastate switched access minutes of use for Windstream East for 2007 - [REDACTED]
- (xxxvi) Total billed intrastate switched access minutes of use for Windstream East for 2008 - [REDACTED]
- (xxxvii) Average revenue per minute (“ARPM”) for intrastate switched access service provided by Windstream West to other carriers in Kentucky in 2006 - [REDACTED]
- (xxxviii) Average revenue per minute (“ARPM”) for intrastate switched access service provided by Windstream West to other carriers in Kentucky in 2007 - [REDACTED]
- (xxxix) Average revenue per minute (“ARPM”) for intrastate switched access service provided by Windstream West to other carriers in Kentucky in 2008 - [REDACTED]
- (xl) Average revenue per minute (“ARPM”) for intrastate switched access service provided by Windstream East to other carriers in Kentucky in 2006 - [REDACTED]
- (xli) Average revenue per minute (“ARPM”) for intrastate switched access service provided by Windstream East to other carriers in Kentucky in 2007 - [REDACTED]
- (xlii) Average revenue per minute (“ARPM”) for intrastate switched access service provided by Windstream East to other carriers in Kentucky in 2008 - [REDACTED]
- (xliii) Average revenue per minute (“ARPM”) for interstate switched access service provided by Windstream West to other carriers in Kentucky in 2006 - [REDACTED]
- (xliv) Average revenue per minute (“ARPM”) for interstate switched access service provided by Windstream West to other carriers in Kentucky in 2007 - [REDACTED]
- (xlv) Average revenue per minute (“ARPM”) for interstate switched access service provided by Windstream West to other carriers in Kentucky in 2008 - [REDACTED]
- (xlvi) Average revenue per minute (“ARPM”) for interstate switched access service provided by Windstream East to other carriers in Kentucky in 2006 - [REDACTED]
- (xlvii) Average revenue per minute (“ARPM”) for interstate switched access service provided by Windstream East to other carriers in Kentucky in 2007 - [REDACTED]
- (xlviii) Average revenue per minute (“ARPM”) for interstate switched access service provided by Windstream East to other carriers in Kentucky in 2008 - [REDACTED]
- (xlix) Total 2006 billed intrastate originating switched access minutes of use for Windstream West - [REDACTED]
- (l) Total 2007 billed intrastate originating switched access minutes of use for Windstream West - [REDACTED]
- (li) Total 2008 billed intrastate originating switched access minutes of use for Windstream West - [REDACTED]
- (lii) Total 2006 billed intrastate originating switched access minutes of use for Windstream East - [REDACTED]

- (lii) Total 2007 billed intrastate originating switched access minutes of use for Windstream East - [REDACTED]
- (liv) Total 2008 billed intrastate originating switched access minutes of use for Windstream East - [REDACTED]
- (lv) Total 2006 billed intrastate terminating switched access minutes of use for Windstream West - [REDACTED]
- (lvi) Total 2007 billed intrastate terminating switched access minutes of use for Windstream West - [REDACTED]
- (lvii) Total 2008 billed intrastate terminating switched access minutes of use for Windstream West - [REDACTED]
- (lviii) Total 2006 billed intrastate terminating switched access minutes of use for Windstream East - [REDACTED]
- (lix) Total 2007 billed intrastate terminating switched access minutes of use for Windstream East - [REDACTED]
- (lx) Total 2008 billed intrastate terminating switched access minutes of use for Windstream East - [REDACTED]

Windstream East / Windstream West Respondent: Cesar Caballero

9. Do you contend that you use revenue from your intrastate switched access charges to recover costs related to basic local service for any customer group? If you answer is yes, for each Windstream company, please state the amount of switched access revenue (in dollars) that you claim was dedicated to that purpose for 2005, 2006, 2007, 2008, and 2009, when available, and please produce all documents and data you relied on to develop your answer.

RESPONSES –

9(a) Windstream West - This question is in excess of a reasonable number of discovery questions that should be allowed under law. Without waiving the foregoing objections, Windstream West states that it has not set forth a specific contention on this point with respect to any customer group but that, as Verizon is well aware as the same is true for its own ILEC affiliates, its intrastate switched access charges in part may be considered to recover some costs related to maintaining affordable rates for basic local service. In developing its capital and operating budgets (which include network maintenance and network upgrades used to provide affordable basic local service at rates currently capped under its alternative regulation plans), Windstream West considers access revenues to be a key component. Reducing its switched access rates, therefore, without a corresponding opportunity to recover those revenues as Verizon has suggested to do in its Complaint, would have a detrimental impact on the capital and operating expenditures of Windstream West and would impair its ability to maintain and upgrade its network. Windstream West does not track or maintain any documents stating the amounts of its switched access revenues that could be considered "dedicated" to basic local service.

9(b) Windstream East - This question is in excess of a reasonable number of discovery questions that should be allowed under law. Without waiving the foregoing objections, Windstream East states that it has not set forth a specific contention on this point with respect to any customer group but that, as Verizon is well aware as the same is true for its own ILEC affiliates, its intrastate switched access charges in part may be considered to recover some costs related to maintaining affordable rates for basic local service. In developing its capital and operating budgets (which include network maintenance and network upgrades used to provide affordable basic local service at rates currently capped under its alternative regulation plans), Windstream East considers access revenues to be a key component. Reducing its switched access rates, therefore, without a corresponding opportunity to recover those revenues as Verizon has suggested to do in its Complaint, would have a detrimental impact on the capital and operating expenditures of Windstream East and would impair its ability to maintain and upgrade its network. Windstream East does not track or maintain any documents stating the amounts of its switched access revenues that could be considered "dedicated" to basic local service.

Windstream East / Windstream West Respondent: Cesar Caballero

10. Please state the total number of revenue-producing access lines in each Windstream company's Kentucky service territory as of December 31 of 2006, 2007, and 2008. For each year, please break down the total number by (i) single-line residential, (ii) single-line business, (iii) multi-line residential, and (iv) multi-line business. If there is any other category of revenue-producing lines, please identify that category and state the number of lines for each of the years requested.

RESPONSES – This question is overly broad and burdensome, irrelevant to the matters set forth in Verizon's Complaint, and far in excess of a reasonable number of discovery questions that should be allowed under law. Without waiving the foregoing objections, Windstream East and Windstream West provide the following and note that "NA" denotes information that is not available in the form or for the time period requested:

- (i) Windstream West total access lines as of December 31, 2006 - [REDACTED]
- (ii) Windstream West total access lines as of December 31, 2007 - [REDACTED]
- (iii) Windstream West total access lines as of December 31, 2008 - [REDACTED]
- (iv) Windstream East total access lines as of December 31, 2006 - [REDACTED]
- (v) Windstream East total access lines as of December 31, 2007 - [REDACTED]
- (vi) Windstream East total access lines as of December 31, 2008 - [REDACTED]
- (vii) Windstream West single-line residential lines as of December 31, 2006 - [REDACTED]
- (viii) Windstream West single-line residential lines as of December 31, 2007 - [REDACTED]
- (ix) Windstream West single-line residential lines as of December 31, 2008 - [REDACTED]
- (x) Windstream East single-line residential lines as of December 31, 2006 - [REDACTED]
- (xi) Windstream East single-line residential lines as of December 31, 2007 - [REDACTED]
- (xii) Windstream East single-line residential lines as of December 31, 2008 - [REDACTED]
- (xiii) Windstream West single-line business lines as of December 31, 2006 - [REDACTED]
- (xiv) Windstream West single-line business lines as of December 31, 2007 - [REDACTED]
- (xv) Windstream West single-line business lines as of December 31, 2008 - [REDACTED]
- (xvi) Windstream East single-line business lines as of December 31, 2006 - [REDACTED]
- (xvii) Windstream East single-line business lines as of December 31, 2007 - [REDACTED]
- (xviii) Windstream East single-line business lines as of December 31, 2008 - [REDACTED]
- (xix) Windstream West multi-line business lines as of December 31, 2006 - [REDACTED]
- (xx) Windstream West multi-line business lines as of December 31, 2007 - [REDACTED]
- (xxi) Windstream West multi-line business lines as of December 31, 2008 - [REDACTED]
- (xxii) Windstream East multi-line business lines as of December 31, 2006 - [REDACTED]
- (xxiii) Windstream East multi-line business lines as of December 31, 2007 - [REDACTED]
- (xxiv) Windstream East multi-line business lines as of December 31, 2008 - [REDACTED]
- (xxv) Windstream West multi-line residential lines as of December 31, 2006 - NA
- (xxvi) Windstream West multi-line residential lines as of December 31, 2007 - NA

- (xxvii) Windstream West multi-line residential lines as of December 31, 2008 - NA
- (xxviii) Windstream East multi-line residential lines as of December 31, 2006 - NA
- (xxix) Windstream East multi-line residential lines as of December 31, 2007 - NA
- (xxx) Windstream East multi-line residential lines as of December 31, 2008 - NA
- (xxxi) Windstream West other lines as of December 31, 2006 - [REDACTED]
- (xxxii) Windstream West other lines as of December 31, 2007 - [REDACTED]
- (xxxiii) Windstream West other lines as of December 31, 2008 - [REDACTED]
- (xxxiv) Windstream East other lines as of December 31, 2006 - [REDACTED]
- (xxxv) Windstream East other lines as of December 31, 2007 - [REDACTED]
- (xxxvi) Windstream East other lines as of December 31, 2008 - [REDACTED]

Windstream East / Windstream West Respondent: Cesar Caballero

11. For each of the dates and categories of lines in Request number 10 above, please identify:
 - a. The total revenue by year derived from all recurring and non-recurring charges, including monthly recurring charges, vertical features, operator services, directory assistance, and installation.
 - b. The total revenue by year derived from subscriber line charges.
 - c. Your average monthly revenue per line.
 - d. Your average monthly revenue per line for residential “Basic local exchange service” customers as that term is defined by KRS 278.541(1)-.

RESPONSES:

11(a) Windstream West and Windstream East object that this question is overly broad and burdensome, wholly irrelevant to the matters set forth in Verizon's Complaint, and in excess of a reasonable number of discovery questions that should be allowed under law. Without waiving the foregoing objections, Windstream West and Windstream East state that they do not have the information in the format requested.

11(b) Windstream West and Windstream East object that this question is overly broad and burdensome, that the information sought is irrelevant as it is interstate and outside this Commission's jurisdiction, and that the question is in excess of a reasonable number of discovery questions that should be allowed under law. Without waiving the foregoing objections, Windstream West and Windstream East state that they do not have information readily available in the format requested.

11(c) Windstream West and Windstream East object that this question is vague and ambiguous, overly broad and burdensome, and in excess of a reasonable number of discovery questions that should be allowed under law and further that the information sought is irrelevant. Without waiving the foregoing objections, (i) Windstream West states that it has provided extensive line count and revenue information in the preceding responses such that if there is a specific calculation Verizon is contemplating, it can perform its own calculations and otherwise that Windstream West does not have the information readily available in the format requested; and (ii) Windstream East states that it has provided extensive line count and revenue information in the preceding responses such that if there is a specific calculation Verizon is contemplating, it can perform its own calculations and otherwise that Windstream East does not have the information readily available in the format requested.

11(d) See the Responses to 11(c)(i) and (ii).

Windstream East / Windstream West Respondent: Cesar Caballero

12. Please provide documents sufficient to show how each Windstream company's NTSRR charge was calculated for 2005, 2006, 2007, 2008, and 2009.

RESPONSES: Windstream East and Windstream West provide the following:

- 12(a) Windstream West 2005 - See Confidential Exhibit VZ#12KWest
- 12(b) Windstream West 2006 - See Confidential Exhibit VZ#12KWest
- 12(c) Windstream West 2007 - See Confidential Exhibit VZ#12KWest
- 12(d) Windstream West 2008 - See Confidential Exhibit VZ#12KWest
- 12(e) Windstream West 2009 - See Confidential Exhibit VZ#12KWest
- 12(f) Windstream East 2005 - See Confidential Exhibit VZ#12KEast2005
- 12(g) Windstream East 2006 - See Confidential Exhibit VZ#12Keast2006
- 12(h) Windstream East 2007 - See Confidential Exhibit VZ#12Keast2007
- 12(i) Windstream East 2008 - See Confidential Exhibit VZ#12Keast2008
- 12(j) Windstream East 2009 - See Confidential Exhibit VZ#12Keast2009

Windstream East / Windstream West Respondent: Cesar Caballero

Exhibit
VZ #12 KEast 2005

Exhibit
VZ #12 KEast 2005
Exhibit
Redacted in its Entirety

Exhibit
VZ #12 KEast 2006

Exhibit
VZ #12 KEast 2006
Exhibit
Redacted in its Entirety

Exhibit
VZ #12 KEast 2007

Exhibit
VZ #12 KEast 2007
Exhibit
Redacted in its Entirety

Exhibit
VZ #12 KEast 2008

Exhibit
VZ #12 KEast 2008
Exhibit
Redacted in its Entirety

Exhibit
VZ #12 KEast 2009

Exhibit
VZ #12 KEast 2009
Exhibit
Redacted in its Entirety

Exhibit
VZ #12 KWest

Exhibit
VZ #12 KWest
Exhibit
Redacted in its Entirety

13. For each Windstream company, on what basis is the NTSRR billed (*e.g.*, per-line, per-minutes, or other basis).

RESPONSES: This question is in excess of a reasonable number of discovery questions that should be allowed under law. Without waiving the foregoing objections, Windstream East and Windstream West state the following:

13(a) Windstream West - Billed on a per-minute basis.

13(b) Windstream East - Billed on a per-minute basis.

Windstream East / Windstream West Respondent: Cesar Caballero

14. For each Windstream company, please provide the total revenue derived from the NTSRR in 2005, 2006, 2007, 2008 and year-to-date 2009.

RESPONSES: This question is overly broad and in excess of a reasonable number of discovery questions that should be allowed under law. Without waiving the foregoing objections, Windstream East and Windstream West provide the following:

- (a) Windstream West 2005 - [REDACTED]
- (b) Windstream West 2006 - [REDACTED]
- (c) Windstream West 2007 - [REDACTED]
- (d) Windstream West 2008 - [REDACTED]
- (e) Windstream West 2009 - [REDACTED]
- (f) Windstream East 2005 - [REDACTED]
- (g) Windstream East 2006 - [REDACTED]
- (h) Windstream East 2007 - [REDACTED]
- (i) Windstream East 2008 - [REDACTED]
- (j) Windstream East 2009 - [REDACTED]

Windstream East / Windstream West Respondent: Cesar Caballero

15. For each Windstream company that applies a residual interconnection charge (“RIC”), please provide the total revenue derived from the RIC in 2005, 2006, 2007, 2008, and 2009, when available.

RESPONSES: This question is overly broad and in excess of a reasonable number of discovery questions that should be allowed under law. Without waiving the foregoing objections, Windstream East and Windstream West provide the following and note that "NA" denotes information that is not available in the form or for the time period requested:

- (a) Windstream West 2005 - [REDACTED]
- (b) Windstream West 2006 - [REDACTED]
- (c) Windstream West 2007 - [REDACTED]
- (d) Windstream West 2008 - [REDACTED]
- (e) Windstream West 2009 - [REDACTED]
- (f) Windstream East 2005 - NA
- (g) Windstream East 2006 - NA
- (h) Windstream East 2007 - NA
- (i) Windstream East 2008 - NA
- (j) Windstream East 2009 - NA

Windstream East / Windstream West Respondent: Cesar Caballero

16. Does Windstream contend that it still needs to recover any investment or expense related to the implementation of intraLATA equal access? If so, please provide, for each Windstream company, documents sufficient to show the total investment and expense related to implementation of intraLATA equal access and the amounts remaining to be recovered.

RESPONSES: This question is in excess of a reasonable number of discovery questions that should be allowed under law. Without waiving the foregoing objections, Windstream East and Windstream West state as follows:

- (a) Windstream West - Windstream West has not made such a contention and may develop such a contention more fully in testimony to the extent it believes this matter is relevant. Windstream West does not need to recover any investment or expense associated with the implementation of intraLATA equal access. There are no documents identified as responsive to this question.
- (b) Windstream East - Windstream East has not made such a contention and may develop such a contention more fully in testimony to the extent it believes this matter is relevant. Windstream East does not need to recover any investment or expense associated with the implementation of intraLATA equal access. There are no documents identified as responsive to this question.

Windstream East / Windstream West Respondent: Cesar Caballero

17. At pages 20-21 of its Motion to Dismiss, Answer, and Response to Motion for Full Intervention that Windstream filed in this docket January 17, 2008, Windstream states: "In essence, the NTSRR charge was developed from then existing revenue streams designed to recover NTS costs." Please identify each of the "then existing revenue streams" referenced in this statement, the date as of which the amounts of those revenue streams was established, the NTS costs such revenue streams were designed to recover, and the amount of each such revenue stream.

RESPONSE: This question requests information which is publicly available to Verizon and otherwise which is in excess of a reasonable number of discovery questions that should be allowed under law. Without waiving the foregoing objections, Windstream East and Windstream West note that the quote above is not their complete statement which read as follows in its entirety, "In essence, the NTSRR charge was developed from then existing revenue streams designed to recover NTS costs and, despite Verizon's assertions, none of the revenues streams were associated with equal access transitions." Further, Windstream West and Windstream East state that the then existing revenue streams included non-traffic sensitive revenues derived from interLATA and intraLATA toll services. These revenues and the associated NTSRR were established in the Commission's Administrative Case No. 323.

Windstream East / Windstream West Respondent: Cesar Caballero

18. Have the revenues streams used to calculate the NTSRR been adjusted since the NTSRR element was first established? If so, please provide documents sufficient to show any such adjustments, the reason(s) for such adjustments, and the dates of such adjustments.

RESPONSE: This question is in excess of a reasonable number of discovery questions that should be allowed under law. Without waiving the foregoing objections, Windstream East and Windstream West refer to Responses to Nos. 12 and 17 and also state that Verizon may refer to Administrative Case No. 323 with respect to any recent action by the Commission.

Windstream East / Windstream West Respondent: Cesar Caballero

19. Is the NTSRR in Windstream's existing intrastate switched access rates associated with any costs of providing intrastate switched access service today? If so, please provide documents sufficient to show the cost support for the NTSRR.

RESPONSES: This question is overly vague and in excess of a reasonable number of discovery questions that should be allowed under law. Without waiving the foregoing objections, Windstream East and Windstream West state as follows:

- (a) Windstream West - Yes. As addressed in the Response to No. 17 above, the NTSRR is designed to recover loop costs which are used by access customers in their provision of long distance services. Windstream West does not have any cost study information available.
- (b) Windstream East - Yes. As addressed in the Response to No. 17 above, the NTSRR is designed to recover loop costs which are used by access customers in their provision of long distance services. Windstream East does not have any cost study information available.

Windstream East / Windstream West Respondent: Cesar Caballero

20. Please identify, for 2004, 2005, 2006, 2007, and 2008, and for each Windstream company, all revenue received from any federal universal service fund.

RESPONSES: This question is in excess of a reasonable number of discovery questions that should be allowed under law. Without waiving the foregoing objections, Windstream East and Windstream West state as follows:

- (a) Windstream West 2004 - (\$78,948) High Cost Loop; \$499,254 Interstate Common Line Support; \$199,850 Local Switching Support; \$48,108 LTS
- (b) Windstream West 2005 - (\$415,482) Interstate Common Line Support; \$210,348 Local Switching Support
- (c) Windstream West 2006 - \$217,380 Interstate Common Line Support; \$240,816 Local Switching Support
- (d) Windstream West 2007 - \$216 High Cost Loop; \$285,798 Interstate Common Line Support; \$263,724 Local Switching Support
- (e) Windstream West 2008 - \$535,644 Interstate Common Line Support; \$228,168 Local Switching Support; \$801,804 Safety Net Additive
- (f) Windstream East 2004 - \$2,024,913 High Cost Loop; \$5,392,533 High Cost Model; \$9,719,445 Interstate Access Support
- (g) Windstream East 2005 - \$1,334,784 High Cost Loop; \$5,168,849 High Cost Model; \$9,132,846 Interstate Access Support
- (h) Windstream East 2006 - \$4,044,569 High Cost Model; \$7,194,297 Interstate Access Support
- (i) Windstream East 2007 - \$80,280 High Cost Loop; \$3,854,322 High Cost Model; \$5,783,916 Interstate Access Support
- (j) Windstream East 2008 - \$4,524 High Cost Loop; \$3,637,134 High Cost Model; \$5,402,529 Interstate Access Support

Windstream East / Windstream West Respondent: Cesar Caballero

21. For 2006, 2007, and 2008, please state what your total revenue, by company, would have been from all intrastate switched access charges if your average revenue per minute (“ARPM”) had been at the BellSouth Telecommunications, Inc. (“BellSouth” or “AT&T Kentucky”) level as set forth in Confidential Exhibit 1 to Verizon’s Complaint that initiated this proceeding.

RESPONSES: This question is in excess of a reasonable number of discovery questions that should be allowed under law. Without waiving the foregoing objections, Windstream West and Windstream East provide the following:

- (a) Windstream West 2006 - Verizon's Confidential Exhibit 1 was filed under seal and not provided to Windstream West. To the extent that the Exhibit sets forth AT&T Kentucky's ARPM, Windstream West would be unable to perform such a comparison because AT&T Kentucky's mileage and switch homing structure necessarily differ from those of Windstream West.
- (b) Windstream West 2007 - Verizon's Confidential Exhibit 1 was filed under seal and not provided to Windstream West. To the extent that the Exhibit sets forth AT&T Kentucky's ARPM, Windstream West would be unable to perform such a comparison because AT&T Kentucky's mileage and switch homing structure necessarily differ from those of Windstream West.
- (c) Windstream West 2008 - Verizon's Confidential Exhibit 1 was filed under seal and not provided to Windstream West. To the extent that the Exhibit sets forth AT&T Kentucky's ARPM, Windstream West would be unable to perform such a comparison because AT&T Kentucky's mileage and switch homing structure necessarily differ from those of Windstream West.
- (d) Windstream East 2006 - Verizon's Confidential Exhibit 1 was filed under seal and not provided to Windstream East. To the extent that the Exhibit sets forth AT&T Kentucky's ARPM, Windstream East would be unable to perform such a comparison because AT&T Kentucky's mileage and switch homing structure necessarily differ from those of Windstream East.
- (e) Windstream East 2007 - Verizon's Confidential Exhibit 1 was filed under seal and not provided to Windstream East. To the extent that the Exhibit sets forth AT&T Kentucky's ARPM, Windstream East would be unable to perform such a comparison because AT&T Kentucky's mileage and switch homing structure necessarily differ from those of Windstream East.
- (f) Windstream East 2008 - Verizon's Confidential Exhibit 1 was filed under seal and not provided to Windstream East. To the extent that the Exhibit sets forth AT&T Kentucky's ARPM, Windstream East would be unable to perform such a comparison because AT&T Kentucky's mileage and switch homing structure necessarily differ from those of Windstream East.

Windstream East / Windstream West Respondent: Cesar Caballero

22. Please (a) provide the rate of return for each Windstream respondent for 2008 and (b) describe the effect on each Windstream company's rate of return if its intrastate switched access revenues were reduced pursuant to the scenario described in request number 21, above, assuming no changes in demand for any rate element or service.

RESPONSES: This question is irrelevant and in excess of a reasonable number of discovery questions that should be allowed under law. Without waiving the foregoing, Windstream East and Windstream West state as follows:

- (i) Windstream West does not have the information requested in (a) or (b) for the reason that it is an alternatively regulated carrier. See also the Responses to No. 21.
- (ii) Windstream East does not have the information requested in (a) or (b) for the reason that it is an alternatively regulated carrier. See also the Responses to No. 21.

Windstream East / Windstream West Respondent: Cesar Caballero

23. Please provide copies of each annual report filed with the Commission for years 2004, 2005, and 2006.

RESPONSES:

- (a) Windstream West 2004 - See partially confidential Exhibit VZ#23KWestAnnual2004.
- (b) Windstream West 2005 - See Exhibit VZ#23KWestAnnual2005.
- (c) Windstream West 2006 - No information available.
- (d) Windstream East 2004 - See partially confidential Exhibit VZ#23KEastAnnual2004.
- (e) Windstream East 2005 - See Exhibit VZ#23KEastAnnual2005.
- (f) Windstream East 2006 - No information available .

Windstream East / Windstream West Respondent: Cesar Caballero

Exhibit
VZ #23 KWest Annual 2004
Partially Confidential

ANNUAL REPORT

OF

ALLTEL Kentucky, Inc.
Exact Legal Name of Reporting Utility

229 Lees Valley Road

Shepherdsville, KY 40165
(Address of Utility)

TO THE
PUBLIC SERVICE COMMISSION
OF THE
COMMONWEALTH OF KENTUCKY

FOR THE CALENDAR YEAR ENDED DECEMBER 31, 2004

Table of Contents

Schedule I	- Board of Directors and General Officers
Schedule II	- Stockholders
Schedule III	- Balance Sheet
Schedule IV	- Investments in Affiliated Companies
Schedule V	- Investments in Non-Affiliated Companies
Schedule VI	- Income Statement
Schedule VII	- Access Lines in Service
Schedule VIII	- Access Lines in Service by Customer
Schedule IX	- Telephone Calls

KENTUCKY PUBLIC SERVICE COMMISSION
REPORT OF GROSS OPERATING REVENUES DERIVED FROM INTRA-KENTUCKY
BUSINESS FOR THE YEAR ENDING DECEMBER 31, 2004

Name of Utility Reporting ALLTEL Kentucky, Inc.

Address of Utility 229 Lees Valley Rd.

City Shepherdsville State KY Zip Code 40165

Telephone Number of Utility (501) 905-8000

Fax Number of Utility (if applicable) (501) 905-7277

Officer/Contact Person David Cameron Staff Manager-External Reporting
(Name) (Title)

ASSESSABLE REVENUES OF TELEPHONE UTILITY\$ _____
(to agree with assessable revenues figure on the back of this page)

O A T H

State of Arkansas)

) ss.

County of Pulaski)

CONFIDENTIAL

David Cameron being duly sworn, states that he/she
(Officer)

is Assistant Secretary of the ALLTEL Kentucky, Inc.
(Official Title) (Utility Reporting)

that the above report of gross revenues is in exact accordance with

ALLTEL Kentucky, Inc., and that such books accurately show the gross
(Utility Reporting)

revenues of: ALLTEL Kentucky, Inc., derived from Intra-Kentucky

business for the calendar year ending December 31, 2004.

(Officer) Assistant Secretary
(Title)

This the _____ day of _____, 2005

(Notary Public) (County) (Commission Expires)

NOTE: **ANY DIFFERENCE BETWEEN THE AMOUNT OF THE GROSS
REVENUES SHOWN IN THE ANNUAL REPORT AND THE AMOUNT
APPEARING ON THIS STATEMENT MUST BE RECONCILED ON THE
RESERVE OF THIS REPORT.**

Telecommunications Utilities Reconciliation Form

Total Operating Revenues (Schedule IV, Page 2 of 8)

Additions:

Intrastate Uncollectibles (Account 5301)

Other Uncollectibles

Total Additions

Deductions:

Non-Regulated Revenue (Account 5280)

Interstate Billing/Collection Revenue (Account 5270)

End User Revenue (Account 5081)

Interstate Switched Access Revenue (Account 5082)

Interstate Special Access Revenue (Account 5083)

Any Miscellaneous Interstate Revenues
(Explain Below)

Total Deductions

Reconciled Assessable Revenues

CONFIDENTIAL

Explanations/Comments:

Do Not Write Below This Line

TELEPHONE UTILITIES - ANNUAL REPORT

Please furnish the following information, for **KENTUCKY OPERATIONS** only:

BASIC SERVICE:

*Average Residential Basic Service Monthly Bill \$ 9.33
(*Not including taxes)

NAMES OF COUNTIES IN WHICH YOU FURNISH TELEPHONE SERVICE:

(If additional space is required, add additional sheet)

Bullitt, Spencer, and Jefferson

OFFICER OR OTHER PERSON TO WHOM CORRESPONDENCE SHOULD BE ADDRESSED CONCERNING THIS REPORT:

Name	<u>David Cameron</u>	Title	<u>Staff Manager-Financial Reporting</u>
Address	<u>1 Allied Drive; P.O. Box 2177</u>	City	<u>Little Rock</u>
State	<u>AR</u> Zip Code <u>72203</u>	Telephone Number	<u>(501) 905-5270</u>

This information is to be kept current by prompt notification to the Commission of any changes until the report for the succeeding year has been submitted.

PRINCIPAL PAYMENT, INTEREST, AND LONG-TERM DEBT INFORMATION FOR THE YEAR ENDING DECEMBER 31, 2004.

1. Amount of Principal payment during calendar year \$ - **All debt was paid off in April 2003.**
2. Is Principal current? Yes X No _____
3. Is Interest current? Yes X No _____
4. Has all long-term debt been approved by the Public Service Commission?
Audit _____ Compilation _____ Review _____

Please enclose a copy of the accountant's report with the annual report.

BOARD OF DIRECTORS AND GENERAL OFFICERS

Schedule I

Page 1 of 1

KPSC Form T (Revised 9/97)

Company

ALLTEL Kentucky, Inc.

Period Ended

December 31, 2004

Name of Director or Officer and Address (City & State) (a)	Title and Department Over Which Jurisdiction is Exercised (b)	Term Expired or Current Term Will Expire (c)	Served Continuously From (d)
1. Francis X. Frantz Little Rock, AR	Secretary & Director	*	5/25/1995
2. David Cameron Little Rock, AR	Assistant Secretary	*	5/25/1995
3. Stephen B. Rowell Little Rock, AR	Vice President-State Regulatory Affairs	*	10/10/1996
4. Kevin L. Beebe Little Rock, AR	Group Pres.-Communications & Director	*	8/19/1999
5. Jeffery R. Gardner Little Rock, AR	Exec. Vice President-CFO & Director	*	8/19/1999
6. Steve Mowery Little Rock, AR	Vice President-State Gov't Affairs	*	10/24/2000
7. George A. Page Bedford, OH	President-Wireless Business Solutions	*	3/1/2001
8. Steven A. Kavanaugh Little Rock, AR	Vice President-Administrative Services	*	3/1/2001
9. Scott H. Settelmyer Little Rock, AR	Treasurer	*	3/1/2001
10. Michael D. Rhoda Little Rock, AR	Vice President-Bus. Develop. Whlsie Ser	*	10/17/2001
11. Anthony J. Saggese, Jr. Little Rock, AR	Vice President-Tax	*	1/7/2002
12. Charles Harwood Lexington, KY	Director-Process Development	*	11/1/2002
13. Daniel Warnstaff Lexington, KY	Vice President-Wireline Services	*	11/1/2002
14. Brent K. Whittington Little Rock, AR	Vice President-Finance	*	11/1/2002
15. Daniel P. Lohr Little Rock, AR	Exec. Vice President-Customer Support	*	1/31/2003
16. Frank A. O'Mara Little Rock, AR	Exec. Vice President-Marketing	*	1/31/2003
17. Philip E. Junker Little Rock, AR	Sr. Vice President-Product Planning	*	1/31/2003
18. Jeffrey H. Fox Little Rock, AR	Group President-Communications <small>(use additional sheet, if needed)</small>	*	5/30/2003

* Until next annual meeting of Directors or until successors are elected and qualified

STOCKHOLDERS

Schedule II
 Page 1 of 1
 KPSC Form T (Revised 9/97)

Company ALL TEL Kentucky, Inc.
 Period Ended December 31, 2004

	Name and Address (City & State) of Stockholder	Shares Held
1	ALL TEL Corporation One Allied Drive Little Rock, AR 72202	7,674
2		
3		
4		
5		
6		
7		
8		
9		
10		
11		
12		
13		
14		
15		
16		

(Use additional sheet, if needed)

BALANCE SHEET ACCOUNTS

Schedule III
 Page 1 of 5
 KPSC Form T (Revised 9/97)

Company ALLTEL Kentucky, Inc.

Period Ended December 31, 2004

Account (a)	Account Title (b)	Amount (c)
	<u>Current Assets</u>	
1130	Cash	67,747
1140	Special Cash Deposits	-
1150	Working Cash Advances	370
1160	Temporary Investments	-
	Total Cash and Equivalents	68,117
1180	Telecommunications Accounts Receivable	1,800,228
1181	Accounts Receivable Allowance-Telecommunications	(60,327)
1190	Other Accounts Receivable	862,905
1191	Accounts Receivable Allowance-Other	(5,000)
1200	Notes Receivable	-
1201	Notes Receivable Allowance	-
1210	Interest and Dividends Receivable	-
1220	Inventories	149,894
	Total Receivable and Inventories	2,747,700
1290	Prepaid Rents	-
1300	Prepaid Taxes	-
1310	Prepaid Insurance	-
1320	Prepaid Directory Expenses	-
1330	Other Prepayments	13,064
	Total Prepayments	13,064
1350	Other Current Assets	-
	Total Current Assets	2,828,881
	<u>Noncurrent Assets</u>	
1401	Investments in Affiliated Companies	-
1402	Investments in Nonaffiliated Companies	484,068
1406	Nonregulated Investments	-
1407	Unamortized Debt Issuance Expense	-
1408	Sinking Funds	-
1410	Other Noncurrent Assets	638,725
1437	Deferred Tax Regulatory Asset	-
1438	Deferred Maintenance and Retirements	-
1439	Deferred Charges	-
1500	Other Jurisdictional Assets - Net	-
	Total Noncurrent Assets	1,122,793

BALANCE SHEET ACCOUNTS

Schedule III
Page 2 of 5
KPSC Form T (Revised 9/97)

Company ALLTEL Kentucky, Inc.

Period Ended December 31, 2004

Account (a)	Account Title (b)	Beginning Balance (c)	Additions (d)	Retirements (e)	Transfers/ Adjustments (f)	Ending Balance (g)
Telephone Plant						
2001	Telephone Plant In Service	48,985,573	2,709,312	299,609	(65,920)	51,329,356
2002	Property Held for Future Telephone Use	-	-	-	-	-
2003	Tele. Plant Under Construction-Short term	765,001	3,188,401	2,748,696	67,090	1,271,796
2004	Tele. Plant Under Construction-Long term	-	-	-	-	-
2005	Telephone Plant Adjustment	-	-	-	-	-
2006	Nonoperating Plant	-	-	-	-	-
2007	Goodwill	-	-	-	-	-
	Total Telephone Plant	49,750,574	5,897,713	3,048,305	1,170	52,601,152
Support Assets						
2111	Land	129,177	-	-	-	129,177
2112	Motor Vehicles	528,740	128	71,225	-	457,643
2113	Aircraft	-	-	-	-	-
2114	Special Purpose Vehicles	-	-	-	-	-
2115	Garage Work Equipment	-	-	-	-	-
2116	Other Work Equipment	490,357	138,679	-	-	629,036
2121	Buildings	1,735,842	139,523	48,834	-	1,826,531
2122	Furniture	254,214	-	-	-	254,214
2123	Office Furniture	217,489	-	-	-	217,489
2124	General Purpose Computers	233,867	2,723	-	-	236,590
	Total Support Assets	3,589,686	281,053	120,059	-	3,750,680
Central Office - Switching						
2211	Analog Electronic Switching	-	-	-	-	-
2212	Digital Electronic Switching	8,073,929	398,620	-	-	8,472,549
2215.1	Step-by-Step Switching	-	-	-	-	-
2215.2	Crossbar Switching	-	-	-	-	-
2215.3	Other Electro-Mechanical Switching	525	-	-	-	525
	Total Central Office Switching	8,074,454	398,620	-	-	8,473,074
2220	Total Operator Systems					

BALANCE SHEET ACCOUNTS

Schedule III
Page 3 of 5
KPSC Form T (Revised 9/97)

Company ALLTEL Kentucky, Inc.

Period Ended December 31, 2004

Account (a)	Account Title (b)	Beginning Balance (c)	Additions (d)	Retirements (e)	Transfers/ Adjustments (f)	Ending Balance (g)
Central Office - Transmission						
2231.1	Satellite & Earth Stations	-	-	-	-	-
2231.2	Other Radio Facilities	14,899	-	-	-	14,899
2232	Circuit Equipment	11,182,695	1,079,294	54,594	-	12,207,395
	Total Central Office Transmission	11,197,594	1,079,294	54,594	-	12,222,294
Information Origination/Termination						
2311	Station Apparatus	29,918	375	8,095	-	22,198
2321	Customer Premise Wire	-	-	-	-	-
2341	Large PBX	-	-	-	-	-
2351	Public Telephone Terminal Equipment	-	-	-	-	-
2362	Other Terminal Equipment	-	-	-	-	-
	Total Information Origin./Termin.	29,918	375	8,095	-	22,198
Cable & Wire Facilities Assets						
2411	Poles	2,448,357	90,112	20,533	-	2,517,936
2421	Aerial Cable	13,623,023	430,504	61,307	(65,920)	13,926,300
2422	Underground Cable	979,542	-	12,612	-	966,930
2423	Buried Cable	8,404,085	429,354	22,409	-	8,811,030
2424	Submarine Cable	-	-	-	-	-
2425	Deep Sea Cable	-	-	-	-	-
2426	Intrabuilding Network Cable	-	-	-	-	-
2431	Aerial Wire	-	-	-	-	-
2441	Conduit System	638,914	-	-	-	638,914
	Total Cable & Wire Facilities Assets	26,093,921	949,970	116,861	(65,920)	26,861,110
Amortizable Assets						
2681	Capital Leases	-	-	-	-	-
2682	Leasehold Improvements	-	-	-	-	-
	Total Amortizable Assets	-	-	-	-	-
2690	Intangibles	-	-	-	-	-
	Total Tele. Plant in Service (Acct 2001)	48,985,573	2,709,312	299,609	(65,920)	51,329,356

BALANCE SHEET ACCOUNTS

Schedule III
Page 4 of 5
KPSC Form T (Revised 9/97)

Company ALLTEL Kentucky, Inc.
Period Ended December 31, 2004

Account (a)	Account Title (b)	Amount (c)
	<u>Depreciation and Amortization</u>	
3100	Accumulated Depreciation	25,424,825
3200	Accumulated Depreciation-Plant Held for Future Tele. Use	
3300	Accumulated Depreciation-Nonoperating	
3410	Accumulated Amortization - Capitalized Leases	
3420	Accumulated Amortization - Leasehold Improvements	
3500	Accumulated Amortization - Intangible	
3600	Accumulated Amortization - Other	
	Total Depreciation and Amortization	25,424,825
	Net Telephone Plant	
	(Total Tele. Plt. less Total Depreciation & Amortization)	27,176,327
	Total Assets	31,128,001
	<u>Current Liabilities</u>	
4010	Accounts Payable	561,350
4020	Notes Payable	-
4030	Advanced Billing and Payments	327,799
4040	Customer's Deposits	46,323
4050	Current Maturities - Long Term Debt	-
4060	Current Maturities - Capital Leases	-
4070	Income Taxes - Accrued	231,614
4080	Other Taxes - Accrued	786,316
4100	Net Current Deferred Operating Income Taxes	-
4110	Net Current Deferred Nonoperating Income Taxes	
4120	Other Accrued Liabilities	27,211
4130	Other Current Liabilities	151,217
	Total Current Liabilities	2,131,830

BALANCE SHEET ACCOUNTS

Schedule III
Page 5 of 5
KPSC Form T (Revised 9/97)

Company ALLTEL Kentucky, Inc.
Period Ended December 31, 2004

Account (a)	Account Title (b)	Amount (c)
	<u>Long-Term Debt</u>	
4210	Funded Debt	-
4220	Premium on Long-Term Debt	-
4230	Discount on Long-Term Debt	-
4240	Reacquired Debt	-
4250	Obligations Under Capital Leases	-
4260	Advances from Affiliated Companies	5,447,220
4270	Other Long-Term Debt	-
	Total Long-Term Debt	5,447,220
	<u>Other Liabilities and Deferred Credits</u>	
4310	Other Long-Term Liabilities	258,951
4320	Unamortized Operating Investment Tax Credits-Net	-
4330	Unamortized Nonoperating Investment Tax Credits-Net	-
4340	Net Noncurrent Deferred Operating Income Taxes	5,974,568
4341	Net Deferred Tax Liability Adjustments	552,123
4350	Net Noncurrent Deferred Nonoperating Income Taxes	-
4360	Other Deferred Credits	140,119
4361	Deferred Tax Regulatory Liability	-
4370	Other Jurisdiction Liabilities/Deferred Credits - Net	-
	Total Other Liabilities and Deferred Credits	6,925,761
4510	Capital Stock	767,400
4520	Additional Paid-In Capital	163,600
4530	Treasury Stock	-
4540	Other Capital	-
4550	Retained Earnings	15,692,190
	Total Stockholders' Equity	16,623,190
	Total Liabilities & Stockholders' Equity	31,128,001
	Retained Earnings (Beginning of Year)	15,156,599
	Net Income	5,075,591
	Dividends Declared	4,540,000
	Capital Credit Rotations	
	Miscellaneous Debits*	-
	Miscellaneous Credits*	-
	Retained Earnings (End of Year)	15,692,190

INVESTMENTS IN NONAFFILIATED COMPANIES

Company ALL TEL Kentucky, Inc.
 Period Ended December 31, 2004

Description (a)	Access Providers			Telecomm Customers		RTB Stock		Nonaffiliated Companies		
	(b)	(c)	(d)	(e)	(f)	(g)	(h)	(i)	(j)	
Account 1402										
1. Company Name										
2. Beginning Balance										
3. Investment										
4. Earnings										
5. (Losses)										
6. Subtotal (Account 1402)										
Account 1160, Temporary Investments										
7. Beginning Balance										
8. Gross Dr.										
9. Gross (Cr.)										
10. Subtotal (Account 1160)										
Account 1180, Telecommunications Accts Receivable										
11. Beginning Balance										
12. Gross Dr.										
13. Gross (Cr.)										
14. Subtotal (Account 1180)										
Account 1190, Other Accounts Receivable										
15. Beginning Balance										
16. Gross Dr.										
17. Gross (Cr.)										
18. Subtotal (Account 1190)										
Account 1200, Notes Receivable										
19. Beginning Balance										
20. Gross Dr.										
21. Gross (Cr.)										
22. Subtotal (Account 1200)										
Account 1210, Interest and Dividends										
23. Beginning Balance										
24. Gross Dr.										
25. Gross (Cr.)										
26. Subtotal (Account 1210)										
27. Total										
	862,905	1,800,228	484,068	-	-	-	-	-	-	-

INCOME STATEMENT ACCOUNTS

Schedule VI
 Page 1 of 8
 KPSC FORM 5 (Revised 9/97)

Company ALLTEL Kentucky, Inc.
 Period Ended December 31, 2004

Account (a)	Account Title (b)	Amount (c)
	<u>Local Network Service</u>	
5001	Basic Area Revenue	3,792,490
5002	Optional Extended Area Revenue	2,344,008
5003	Cellular Mobile Service Revenue	-
5004	Other Mobile Service Revenue	-
	TOTAL BASIC LOCAL REVENUE SERVICE	6,136,498
5010	Public Telephone Revenue	-
5040	Local Private Line Revenue	595,860
5050	Customer Premises Revenue	163,811
5060	Other Local Exchange Revenue	2,194,866
5069	Other Local Exchange Revenue Settlements	-
	TOTAL LOCAL NETWORK SERVICE REVENUES	9,091,035
	<u>Network Access Service Revenues</u>	
5081	End User Revenue	1,913,116
5082	Switched Access Revenue	1,190,635
5083	Special Access Revenue	1,238,575
5084	State Access Revenue	5,065,598
	TOTAL NETWORK ACCESS REVENUE	9,407,924
	<u>Long Distance (LD) Network Service Revenues</u>	
5100	LD Message Revenue (Class A)	(171)
5111	LD Inward-only Revenue	-
5112	LD Outward-only Revenue	-
	TOTAL UNIDIRECTIONAL LD REVENUE	(171)

INCOME STATEMENT ACCOUNTS

Schedule VI
 Page 2 of 8
 KPSC FORM 5 (Revised 9/97)

Company ALLTEL Kentucky, Inc.
 Period Ended December 31, 2004

Account (a)	Account Title (b)	Amount (c)
5121	Subvoice Grade LD Private Network Revenue	-
5122	Voice Grade LD Private Network Revenue	391,465
5123	Audio Program Grade LD Private Network Revenue	-
5124	Video Program Grade LD Private Network Revenue	-
5125	Digital Transmission LD Private Network Revenue	36,509
5126	LD Private Network Switching Revenue	-
5128	Other LD Private Network Revenue	-
5129	Other LD Private Network Revenue Settlements	-
	TOTAL LONG DISTANCE PRIVATE NETWORK REVENUE	427,974
5160	Other Long Distance Revenue	7,788
5169	Other Long Distance Revenue Settlements	-
	TOTAL LONG DISTANCE NETWORK SERVICE REVENUES	435,591
	<u>Miscellaneous Revenues</u>	
5230	Directory	193,462
5240	Rent Revenues	26,629
5250	Corporate Operations Revenue	-
5261	Special Billing Arrangements Revenue	-
5262	Customer Operations Revenue	-
5263	Plant Operations Revenue	-
5264	Other Incidental Regulated Revenue	317,450
5269	Other Revenue Settlements	-
5270	Carrier Billing and Collection Revenue	271,425
5280	Nonregulated Revenue	1,646,948
	TOTAL MISCELLANEOUS REVENUES	2,455,914
	<u>Uncollectible Revenues</u>	
5301	Uncollectible Revenues-Telecommunications	209,950
5302	Uncollectible Revenues-Other	-
	TOTAL UNCOLLECTIBLE REVENUE	209,950
	TOTAL OPERATING REVENUES	21,180,514

INCOME STATEMENT ACCOUNTS

Account (a)	Account Title (b)	Total (c)	Salaries and Wages (d)	Benefits (e)	Rent (f)	Other Expenses (g)
	PLANT SPECIFIC OPERATION EXPENSE					
6112	Motor Vehicle	62,971	24,341	7,548	-	31,082
610	Clearance-MV	-	-	-	-	-
615	Net Balance-MV	62,971	24,341	7,548	-	31,082
6113	Aircraft	6,587	-	-	-	6,587
620	Clearance-Aircraft	-	-	-	-	-
625	Net Balance-Aircraft	6,587	-	-	-	-
6114	Special Purpose Vehicle	-	-	-	-	-
630	Clearance-SPV	-	-	-	-	-
635	Net Balance-SPV	-	-	-	-	-
6115	Garage Work Equipment	-	-	-	-	-
6116	Other Work Equipment	17,205	968	298	-	15,939
640	Clearance-OWE	-	-	-	-	-
645	Net Balance-OWE	17,205	968	298	-	15,939
	TOTAL NETWORK SUPPORT EXPENSE	86,763	25,309	7,846	-	47,021
6121	Land & Building	58,875	249	88	-	58,538
6122	Furniture & Artworks	-	-	-	-	-
6123	Office Equipment	8,565	5,681	1,637	-	1,247
6124	General Purpose Computers	363,860	-	-	-	363,860
	TOTAL SUPPORT EXPENSE	431,300	5,930	1,725	-	423,645
6211	Analog Electronic	129,942	-	-	-	129,942
6212	Digital Electronic	536,018	255,431	83,041	-	197,546
6215	Electro-mechanical	-	-	-	-	-
	TOTAL CENTRAL OFF. SWITCH. EXP.	665,960	255,431	83,041	-	327,488
6220	Operator System Expense	-	-	-	-	-
6231	Radio System	-	-	-	-	-
6232	Circuit Equipment	152,244	49,315	15,527	-	87,402
	TOTAL CENTRAL OFF. TRANS. EXP.	152,244	49,315	15,527	-	87,402

INCOME STATEMENT ACCOUNTS

Company ALLTEL Kentucky, Inc.
Period Ended December 31, 2004

KPSC FORM T (Revised 9/97)

Account (a)	Account Title (b)	Total (c)	Salaries and Wages (d)	Benefits (e)	Rent (f)	Other Expenses (g)
6311	Station Apparatus	294,663	110,334	33,713	-	150,616
6341	Large PBX	-	-	-	-	-
6351	Public Tele. Terminal Equipment	-	-	-	-	-
6362	Other Terminal Equipment	-	-	-	-	-
	TOTAL INFO. ORIG./TERM. EQUIP.	294,663	110,334	33,713	-	150,616
6411	Poles	119,448	672	212	110,188	8,376
6421	Aerial Cable	549,307	300,136	87,720	-	161,451
6422	Underground Cable	1,008	97	32	-	879
6423	Buried Cable	283,464	92,573	27,851	-	163,040
6424	Submarine Cable	-	-	-	-	-
6425	Deep Sea Cable	-	-	-	-	-
6426	Intrabuilding Network Cable	-	-	-	-	-
6431	Aerial Wire	-	-	-	-	-
6441	Conduit Systems	28	19	7	-	2
	TOTAL CABLE & WIRE EXPENSE	953,255	393,497	115,822	110,188	333,748
	TOTAL PLANT SPC. EXPENSE	2,584,185	839,816	257,674	110,188	1,376,507
	PLANT NONSPECIFIC OPER. EXPENSE					
6511	Plant Held for Future Telephone Use	-	-	-	-	-
6512	Provisioning	1,821	2,832	829	-	(1,840)
660	Clearance-Prov.	-	-	-	-	-
665	Net Balance-Prov.	1,821	2,832	829	-	(1,840)
	TOTAL OTHER PP&E EXPENSE	1,821	2,832	829	-	(1,840)
6531	Power	63,176	-	-	-	(1,840)
6532	Network Administration	20,983	11,383	3,525	-	63,176
6533	Testing	268,389	-	-	-	6,075
6534	Plant OPS Administration	67,425	18,595	20,269	5,073	268,389
670	Clearance-POA	-	-	-	-	23,488
675	Net Balance-POA	67,425	18,595	20,269	5,073	-
						23,488

INCOME STATEMENT ACCOUNTS

Company ALLTEL Kentucky, Inc.
Period Ended December 31, 2004

Account (a)	Account Title (b)	Total (c)	Salaries and Wages (d)	Benefits (e)	Rent (f)	Other Expenses (g)
6535	Engineering	260,918	26,968	41,353	-	192,597
680	Clearance-Engineering	-	-	-	-	-
685	Net Balance-Engineering	-	-	-	-	-
	TOTAL NETWORK OPS EXPENSE	260,918	26,968	41,353	-	-
6540	Access Expense	680,891	56,946	65,147	-	192,597
6561	Depreciation-Tele. Plt. in Service	1,137,433	-	-	5,073	553,725
6562	Depreciation-PHFTU	2,842,966	N/A	N/A	N/A	1,137,433
6563	Amortization-Tangible	-	N/A	N/A	N/A	2,842,966
6564	Amortization-Intangible	-	N/A	N/A	N/A	-
6565	Amortization-Other	-	N/A	N/A	N/A	-
	TOTAL DEPRECIATION & AMORTIZATION EXP.	-	N/A	N/A	N/A	-
	TOTAL PLANT NONSPECIFIC EXPENSE	2,842,966	N/A	N/A	N/A	-
	CUSTOMER OPERATIONS EXPENSE	4,663,111	59,778	65,976	5,073	2,842,966
6611	Produce Management	-	-	-	-	-
6612	Sales	83,411	-	-	-	-
6613	Product Advertising	299,426	141,965	45,092	N/A	83,411
	TOTAL MARKETING EXPENSE	129,095	-	-	N/A	112,369
6621	Call Completion	511,932	141,965	45,092	N/A	129,095
6622	Number Services	8,234	-	-	N/A	324,875
6623	Customer Services	126,228	-	-	N/A	8,234
	TOTAL SERVICES EXPENSE	759,516	75,993	25,867	N/A	126,228
	TOTAL CUSTOMER OPERATIONS EXP.	893,978	75,993	25,867	N/A	657,656
	CORPORATE OPERATIONS EXPENSE	1,405,910	217,958	70,959	N/A	792,118
6711	Executive	-	-	-	N/A	1,116,993
6712	Planning	73,695	-	-	N/A	-
	TOTAL EXECUTIVE & PLANNING EXP.	73,695	-	-	N/A	73,695
	TOTAL	73,695	-	-	N/A	73,695

INCOME STATEMENT ACCOUNTS

Company ALLTEL Kentucky, Inc.
Period Ended December 31, 2004

Account (a)	Account Title (b)	Total (c)	Salaries and Wages (d)	Benefits (e)	Rent (f)	Other Expenses
6721	Accounting and Finance	114,326	-	-	N/A	114,326
6722	External Affairs	14,035	-	-	N/A	14,035
6723	Human Resources	51,597	-	4,082	N/A	47,515
6724	Information Management	264,950	-	-	N/A	264,950
6725	Legal	25,547	-	-	N/A	25,547
6726	Procurement	5,914	-	-	N/A	5,914
6727	Research & Development	-	-	-	N/A	-
6728	Other General & Administrative	693,555	307	138	8,776	684,334
	TOTAL GENERAL & ADMINISTRATIVE EXP.	1,169,924	307	4,220	8,776	1,156,621
6790	Provision for uncollectible Notes Receivable		N/A	N/A	N/A	
	TOTAL CORP. OPER. EXPENSE	1,243,619	307	4,220	8,776	1,230,316
	TOTAL OPERATING EXPENSE	9,896,825	1,117,859	398,829	124,037	8,256,100
	NET OPERATING REVENUE	11,283,689	XXXXXXXXXXXXXXXXXX	XXXXXXXXXXXXXXXXXX	XXXXXXXXXXXXXXXXXX	XXXXXXXXXXXXXXXXXX

INCOME STATEMENT ACCOUNTS

Schedule VI
 Page 7 of 8
 KPSC FORM T (Revised 9/97)

Company ALLTEL Kentucky, Inc.
 Period Ended December 31, 2004

Account (a)	Account Title (b)	Amount (c)
	<u>Other Operating Income and Expense</u>	
7110	Income from Custom Work	
7130	Return from Nonregulated use of Regulated Facilities	
7140	Gains/Losses from Foreign Exchange	
7150	Gains/Losses from Disposition of Land & Artworks	-
7160	Other Operating Gains and Losses	-
	OTHER OPERATING INCOME AND EXPENSE-NET	-
	<u>Operating Taxes</u>	
7210	Operating Investment Tax Credits-Net	-
7220	Operating Federal Income Taxes	3,117,810
7230	Operating State and Local Income Taxes	133,516
7240	Operating Other Taxes	636,581
7250	Provision for Deferred Operating Income Tax-Net	508,234
	TOTAL OPERATING TAXES	4,396,141
	<u>Nonoperating Income and Expense</u>	
7310	Dividend Income	303,015
7320	Interest Income	-
7330	Income from Sinking and Other Funds	-
7340	Allowance for Funds used During Construction (AFUDC)	24,796
7350	Gains/Losses from the Disposition of Property	-
7360	Other Nonoperating Income	(2,636,064)
7370	Special Charges	-
	NONOPERATING INCOME AND EXPENSE-NET	(2,308,253)
	<u>Nonoperating Taxes</u>	
7410	Nonoperating Investment Tax Credits-Net	
7420	Nonoperating Federal Income Taxes	(825,488)
7430	Nonoperating State and Local Income Taxes	25,493
7440	Nonoperating Other Taxes	
7450	Provision for Deferred Nonoperating Income Tax-Net	
	TOTAL NONOPERATING TAXES	(799,995)

INCOME STATEMENT ACCOUNTS

Schedule VI
 Page 8 of 8
 KPSC FORM T (Revised 9/97)

Company ALLTEL Kentucky, Inc.
 Period Ended December 31, 2004

Account (a)	Account Title (b)	Amount (c)
	<u>Interest and Related Items</u>	
7510	Interest on Funded Debt	-
7520	Interest Expense-Capital Leases	-
7530	Amortization of Debt Issuance Expense	-
7540	Other Interest Deductions	303,699
	TOTAL INTEREST AND RELATED ITEMS	303,699
	<u>Extraordinary Items</u>	
7610	Extraordinary Income Credits	
7620	Extraordinary Income Charges	
7630	Current Income Tax Effect of Extraordinary Items-Net	
7640	Provision for Deferred Income Tax Effect of Items-Net	
	TOTAL EXTRAORDINARY ITEMS	
	<u>Jurisdictional Differences & Nonregulated Income</u>	
7910	Income Effect of Jurisdictional Differences-Net	-
7990	Nonregulated Net Income	
	NET INCOME	5,075,591

TOTAL NUMBER OF EMPLOYEES AT END OF YEAR	25
NUMBER OF FULL TIME EMPLOYEES	25
NUMBER OF PART TIME EMPLOYEES	0
TOTAL COMPENSATION FOR THE YEAR	\$1,442,961

ACCESS LINES IN SERVICE BY TECHNOLOGY

Schedule VII
 Page 1 of 1
 KPSC FORM T (Revised 9/97)

Company ALLTEL Kentucky, Inc.
 Period Ended December 31, 2004

	State or Territory (a)	Number of Central Office Switches (b)	ISDN 16 kh/sec D Channels (Divided by 4) (c)	Main Digital Access Lines 64kh/s or Equivalent (ISDN B Channels Except to PBX's) (d)
1.	Kentucky	3	19	150
2.				
3.				
4.				
5.				
6.				
7.				
8.				
9.				
10.				
TOTAL		3	19	150

Line Number (a)	Main Analog Access Line 4khz or Equivalent (b)	Digital DS-1 Access Lines to PBS's and Centrex (Times 24) (f)	Analog PBX and Centrex Access Trunks (g)	Analog Centrex Extensions (h)	Other (i)
1.	27,732	0	41	986	0
2.					
3.					
4.					
5.					
6.					
7.					
8.					
9.					
10.					
TOTAL		0	41	986	0

ACCESS LINES IN SERVICE BY CUSTOMER

Schedule VIII
 Page 1 of 1
 KPSC FORM T (Revised 9/97)

Company ALLTEL Kentucky, Inc.
 Period Ended December 31, 2004

State or Territory (a)	Business Access Lines	
	Single Line (b)	Multiline (c)
1. Kentucky	5,011	0
2.		
3.		
4.		
5.		
6.		
7.		
8.		
9.		
10.		
TOTAL	5,011	0

Line Number (a)	Public Access Lines (d)	Residential Access Lines (f)	Mobile Access Lines (f)	Special Access Lines (Non-Switched) (g)	Total Access Lines (Switched and Special) (h)
1.	95	22,261	0	134	27,501
2.					
3.					
4.					
5.					
6.					
7.					
8.					
9.					
10.					
TOTAL	95	22,261	0	134	27,501

TELEPHONE CALLS

Schedule IX
 Page 1 of 1
 KPSC FORM T (Revised 9/97)

Company ALLTEL Kentucky, Inc.
 Period Ended December 31, 2004

State or Territory (a)	Local Calls (Total Local Calls) (b)	Intralata Toll Calls (c)
1.		
2.		
3.		
4.		
5.		
6.		
7.		
8.		
9.		
10.		
TOTAL		

Line No. (a)	INTERLATA TOLL CALLS (Completed)				Total Toll Calls	
	Interstate		Intrastate		Number (h)	Billed Minutes (i)
	Number (d)	Billed Minutes (e)	Number (f)	Billed Minutes (g)		
1.						
2.						
3.						
4.						
5.						
6.						
7.						
8.						
9.						
10.						
TOTAL						

NOTE: Access provider not Toll provider. Information not readily available.

This Side of Page Left

Intentionally Blank

Annual Report of

ALLTEL Kentucky, Inc.

Year Ended

December 31, 20 04

SIGNATURE PAGE

I certify that I am the responsible accounting officer of the
ALLTEL Kentucky, Inc.; that I have
examined the foregoing report; that to the best of my knowledge,
information, and belief, all statements of fact contained in the said
report are true and the said report is a correct statement of the
business and affairs of the above-named respondent in respect to each
and every matter set forth therein during the period from January 1,
2004, to December 31, 2004, inclusive.

Date _____

(Signature)

Assistant Secretary

(Title)

(Persons making willful false statements in this report
form can be punished by fine or imprisonment under the
provisions of the U.S. Code, Title 18, Section 1001)

Exhibit
VZ #23 KEast Annual 2004
Partially Confidential

ANNUAL REPORT

OF

Kentucky ALLTEL, Inc.
Exact Legal Name of Reporting Utility

230 Lexington Green Circle

Lexington, KY 40503
(Address of Utility)

TO THE
PUBLIC SERVICE COMMISSION
OF THE
COMMONWEALTH OF KENTUCKY

FOR THE TWELVE MONTHS ENDED DECEMBER 31, 2004

Table of Contents

Schedule I	- Board of Directors and General Officers
Schedule II	- Stockholders
Schedule III	- Balance Sheet
Schedule IV	- Investments in Affiliated Companies
Schedule V	- Investments in Non-Affiliated Companies
Schedule VI	- Income Statement
Schedule VII	- Access Lines in Service
Schedule VIII	- Access Lines in Service by Customer
Schedule IX	- Telephone Calls

KENTUCKY PUBLIC SERVICE COMMISSION
 REPORT OF GROSS OPERATING REVENUES DERIVED FROM INTRA-KENTUCKY
 BUSINESS FOR THE TWELVE MONTHS ENDING DECEMBER 31, 2003

Name of Utility Reporting Kentucky ALLTEL, Inc.

Address of Utility 230 Lexington Green Circle

City Lexington State KY Zip Code 40503

Telephone Number of Utility (501) 905-8000

Fax Number of Utility (if applicable) (501) 905-7277

Officer/Contact Person David Cameron Staff Manager-External Reporting
 (Name) (Title)

ASSESSABLE REVENUES OF TELEPHONE UTILITY\$ _____
 (to agree with assessable revenues figure on the back of this page)

OATH

State of Arkansas)
) ss.
 County of Pulaski)

CONFIDENTIAL

David Cameron being duly sworn, states that he/she
 (Officer)
 is Assistant Secretary of the Kentucky ALLTEL, Inc.
 (Official Title) (Utility Reporting)

that the above report of gross revenues is in exact accordance with
ALLTEL Kentucky, Inc., and that such books accurately show the gross
 (Utility Reporting)
 revenues of: Kentucky ALLTEL, Inc., derived from Intra-Kentucky
 (Utility Reporting)
 business for the calendar year ending December 31, 2004.

Assistant Secretary
 (Officer) (Title)

This the _____ day of _____, 2005

 (Notary Public) (County) (Commission Expires)

NOTE: ANY DIFFERENCE BETWEEN THE AMOUNT OF THE GROSS REVENUES SHOWN IN THE ANNUAL REPORT AND THE AMOUNT APPEARING ON THIS STATEMENT MUST BE RECONCILED ON THE RESERVE OF THIS REPORT.

Telecommunications Utilities Reconciliation Form

Total Operating Revenues (Schedule IV, Page 2 of 8)

Additions:

Intrastate Uncollectibles (Account 5301)

Other Uncollectibles

Total Additions

Deductions:

Non-Regulated Revenue (Account 5280)

Interstate Billing/Collection Revenue (Account 5270)

End User Revenue (Account 5081)

Interstate Switched Access Revenue (Account 5082)

Interstate Special Access Revenue (Account 5083)

Any Miscellaneous Interstate Revenues
(Explain Below)

Total Deductions

Reconciled Assessable Revenues

CONFIDENTIAL

Explanations/Comments:

Do Not Write Below This Line

TELEPHONE UTILITIES - ANNUAL REPORT

Please furnish the following information, for **KENTUCKY OPERATIONS** only:

BASIC SERVICE:

*Average Residential Basic Service Monthly Bill \$ 16.04
(*Not including taxes)

NAMES OF COUNTIES IN WHICH YOU FURNISH TELEPHONE SERVICE:

(If additional space is required, add additional sheet)

Adair, Allen, Barren, Bath, Bourbon, Boyd, Bracken, Butler, Carlisle, Carter, Casey, Clark, Clay, Clinton, Cumberland, Edmonson, Estill, Fayette,

Fleming, Garrard, Grayson, Green, Greenup, Hardin, Harlan, Hickman, Jessamine, Knox, Larue, Laurel, Letcher, Lewis, Lincoln, Livingston, Madison,

Marion, Marshall, Mason, Monroe, Nicholas, Perry, Pulaski, Robertson, Rockcastle, Rowan, Taylor, Union, Warren, Washington, Wayne, Woodford

OFFICER OR OTHER PERSON TO WHOM CORRESPONDENCE SHOULD BE ADDRESSED CONCERNING THIS REPORT:

Name David Cameron Title Staff Manager-Financial Reporting
Address 1 Allied Drive;P.O. Box 2177 City Little Rock
State AR Zip Code 72203 Telephone Number (501) 905-5270

This information is to be kept current by prompt notification to the Commission of any changes until the report for the succeeding year has been submitted.

PRINCIPAL PAYMENT, INTEREST, AND LONG-TERM DEBT INFORMATION FOR THE YEAR ENDING DECEMBER 31, 2004.

1. Amount of Principal payment during calendar year \$ 0
2. Is Principal current? Yes N/A No _____
3. Is Interest current? Yes N/A No _____
4. Has all long-term debt been approved by the Public Service Commission?
Yes N/A No _____ PSC Case Number _____

SERVICES PERFORMED BY INDEPENDENT CERTIFIED PUBLIC ACCOUNTANT :

Are your financial statements examined by a Certified Public Accountant?

Yes _____ No X

If yes, which service was performed?

Audit _____ Compilation _____ Review _____

Please enclose a copy of the accountant's report with the annual report.

BOARD OF DIRECTORS AND GENERAL OFFICERS

Schedule I
Page 1 of 1
KPSC Form T (Revised 9/97)

Company Kentucky ALLTEL, Inc.

Period Ended December 31, 2004

Name of Director or Officer and Address (City & State) (a)	Title and Department Over Which Jurisdiction is Exercised (b)	Term Expired or Current Term Will Expire (c)	Served Continuously From (d)
1. Scott T. Ford Little Rock, AR	President & Director	*	10/30/2001
2. Francis X. Frantz Little Rock, AR	Executive VP/Secretary & Director	*	10/30/2001
3. George A. Page Hudson, OH	President-Wireless Business Solutions	*	11/26/2001
4. Stephen B. Rowell Little Rock, AR	Vice President-State Regulatory Affairs	*	11/26/2001
5. Jeffery R. Gardner Little Rock, AR	Exec. Vice President-CFO & Director	*	11/26/2001
6. Steven A. Kavanaugh Little Rock, AR	Vice President-Administrative Services	*	11/26/2001
7. Steve Mowery Little Rock, AR	Vice President-State Gov't Affairs	*	11/26/2001
8. Scott H. Settelmyer Little Rock, AR	Treasurer	*	11/26/2001
9. David Cameron Little Rock, AR	Assistant Secretary	*	11/26/2001
10. Anthony J. Saggese, Jr. Little Rock, AR	Vice President-Tax	*	11/26/2001
11. Kevin L. Beebe Little Rock, AR	Group President-Communications	*	7/19/2002
12. Brent K. Whittington Little Rock, AR	Vice President-Finance	*	11/1/2002
13. Daniel Warnstaff Lexington, KY	Vice President-Wireline Services	*	11/1/2002
14. Charles Harwood Lexington, KY	Director-Process Development	*	11/1/2002
15. Frank A. O'Mara Little Rock, AR	Executive VP-Marketing	*	1/31/2003
16. Philip E. Junker Little Rock, AR	Senior VP-Product Planning	*	1/31/2003
17. Daniel P. Lohr Little Rock, AR	Executive VP-Customer Service	*	1/31/2003
18. Jeffrey H. Fox Little Rock, AR	Group President-Communications	*	5/30/2003

(use additional sheet, if needed)

* Until next annual meeting of Directors or until successors are elected and qualified

STOCKHOLDERS

Schedule II
Page 1 of 1
KPSC Form T (Revised 9/97)

	Name and Address (City & State) of Stockholder	Company	Period Ended	#REF!	#REF!
1	ALLTEL Corporation One Allied Drive Little Rock, AR 72202				Shares Held 1,000
2					
3					
4					
5					
6					
7					
8					
9					
10					
11					
12					
13					
14					
15					
16					

(Use additional sheet, if needed)

Total holders of above class of stock _____ 1

Date of above compilation _____ 12/31/2004

Purpose of the compilation _____ Organization _____

BALANCE SHEET ACCOUNTS

Schedule III
 Page 1 of 5
 KPSC Form T (Revised 9/97)

Company Kentucky ALLTEL, Inc.

Period Ended December 31, 2004

Account (a)	Account Title (b)	Amount (c)
	<u>Current Assets</u>	
1130	Cash	297,313,142
1140	Special Cash Deposits	-
1150	Working Cash Advances	6,600
1160	Temporary Investments	-
	Total Cash and Equivalents	<u>297,319,742</u>
1180	Telecommunications Accounts Receivable	34,868,052
1181	Accounts Receivable Allowance-Telecommunications	(1,990,079)
1190	Other Accounts Receivable	13,051,835
1191	Accounts Receivable Allowance-Other	(104,000)
1200	Notes Receivable	-
1201	Notes Receivable Allowance	-
1210	Interest and Dividends Receivable	-
1220	Inventories	1,104,962
	Total Receivable and Inventories	<u>46,930,770</u>
1290	Prepaid Rents	-
1300	Prepaid Taxes	-
1310	Prepaid Insurance	-
1320	Prepaid Directory Expenses	-
1330	Other Prepayments	322,551
	Total Prepayments	<u>322,551</u>
1350	Other Current Assets	-
	Total Current Assets	<u>344,573,063</u>

Noncurrent Assets

1401	Investments in Affiliated Companies	-
1402	Investments in Nonaffiliated Companies	-
1406	Nonregulated Investments	-
1407	Unamortized Debt Issuance Expense	-
1408	Sinking Funds	-
1410	Other Noncurrent Assets	18,062,573
1437	Deferred Tax Regulatory Asset	-
1438	Deferred Maintenance and Retirements	-
1439	Deferred Charges	-
1500	Other Jurisdictional Assets - Net	-
	Total Noncurrent Assets	<u>18,062,573</u>

BALANCE SHEET ACCOUNTS

Schedule III
Page 2 of 5
KPSC Form T (Revised 9/97)

Company ALLTEL Kentucky, Inc.

Period Ended December 31, 2004

Account (a)	Account Title (b)	Beginning Balance (c)	Additions (d)	Retirements (e)	Transfers/ Adjustments (f)	Ending Balance (g)
Telephone Plant						
2001	Telephone Plant In Service	1,606,036,203	64,797,415	17,472,367	290,927	1,653,652,178
2002	Property Held for Future Telephone Use	-	-	-	-	-
2003	Tele. Plant Under Construction-Short term	22,156,324	60,993,824	69,123,929	3,780,597	17,806,816
2004	Tele. Plant Under Construction-Long term	-	-	-	-	-
2005	Telephone Plant Adjustment	-	-	-	-	-
2006	Nonoperating Plant	-	-	-	-	-
2007	Goodwill	-	-	-	-	-
	Total Telephone Plant	1,628,192,527	125,791,239	86,596,296	4,071,524	1,671,458,994
Support Assets						
2111	Land	4,543,294	81,587	-	-	4,624,881
2112	Motor Vehicles	19,314,162	684,713	4,993,665	(112,354)	14,892,856
2113	Aircraft	-	-	-	-	-
2114	Special Purpose Vehicles	-	-	-	-	-
2115	Garage Work Equipment	858,534	17,357	-	-	875,891
2116	Other Work Equipment	9,996,566	300,551	803,128	-	9,493,989
2121	Buildings	70,689,175	942,096	179,477	-	71,451,794
2122	Furniture	1,189,941	-	-	-	1,189,941
2123	Office Furniture	5,091,402	-	-	-	5,091,402
2124	General Purpose Computers	10,372,070	270,458	-	-	10,642,528
	Total Support Assets	122,055,144	2,296,762	5,976,270	(112,354)	118,263,282
Central Office - Switching						
2211	Analog Electronic Switching	-	-	-	-	-
2212	Digital Electronic Switching	359,479,804	6,793,453	3,549,269	403,281	363,127,269
2215.1	Step-by-Step Switching	-	-	-	-	-
2215.2	Crossbar Switching	-	-	-	-	-
2215.3	Other Electro-Mechanical Switching	-	-	-	-	-
	Total Central Office Switching	359,479,804	6,793,453	3,549,269	403,281	363,127,269
2220	Total Operator Systems					

BALANCE SHEET ACCOUNTS

Schedule III
Page 3 of 5
KPSC Form T (Revised 9/97)

Company Kentucky ALLTEL, Inc.

Period Ended December 31, 2004

Account (a)	Account Title (b)	Beginning Balance (c)	Additions (d)	Retirements (e)	Transfers/ Adjustments (f)	Ending Balance (g)
Central Office - Transmission						
2231.1	Satellite & Earth Stations	-	-	-	-	-
2231.2	Other Radio Facilities	770,904	-	-	-	770,904
2232	Circuit Equipment	289,341,444	21,015,407	1,491,167	-	308,865,684
	Total Central Office Transmission	290,112,348	21,015,407	1,491,167	-	309,636,588
Information Origination/Termination						
2311	Station Apparatus	1,205,264	46,389	452,676	-	798,977
2321	Customer Premise Wire	-	-	-	-	-
2341	Large PBX	1,027	-	-	-	-
2351	Public Telephone Terminal Equipment	75,633	2,115	145	-	1,027
2362	Other Terminal Equipment	8,686,935	-	-	-	77,603
	Total Information Origin./Termin.	9,968,859	48,504	452,821	-	8,686,935
Cable & Wire Facilities Assets						
2411	Poles	97,158,239	3,816,048	713,569	-	100,260,718
2421	Aerial Cable	478,253,793	21,724,347	3,780,102	-	496,198,038
2422	Underground Cable	58,150,892	851,793	175,556	-	58,827,129
2423	Buried Cable	156,051,021	8,242,945	1,333,613	-	162,960,353
2424	Submarine Cable	-	-	-	-	-
2425	Deep Sea Cable	-	-	-	-	-
2426	Intrabuilding Network Cable	590,977	-	-	-	-
2431	Aerial Wire	4,747,567	-	-	-	590,977
2441	Conduit System	24,995,558	8,156	-	-	4,747,567
	Total Cable & Wire Facilities Assets	819,948,047	34,643,289	6,002,840	-	25,003,714
Amortizable Assets						
2681	Capital Leases	-	-	-	-	848,588,496
2682	Leasehold Improvements	4,472,001	-	-	-	-
	Total Amortizable Assets	4,472,001	-	-	-	4,472,001
2690	Intangibles	-	-	-	-	4,472,001
	Total Tele. Plant in Service (Acct 2001)	1,606,036,203	64,797,415	17,472,367	290,927	1,653,652,178

BALANCE SHEET ACCOUNTS

Schedule III
Page 4 of 5
KPSC Form T (Revised 9/97)

Company Kentucky ALLTEL, Inc.
Period Ended December 31, 2004

Account (a)	Account Title (b)	Amount (c)
	Depreciation and Amortization	
3100	Accumulated Depreciation	1,281,648,223
3200	Accumulated Depreciation-Plant Held for Future Tele. Use	
3300	Accumulated Depreciation-Nonoperating	
3410	Accumulated Amortization - Capitalized Leases	
3420	Accumulated Amortization - Leasehold Improvements	
3500	Accumulated Amortization - Intangible	
3600	Accumulated Amortization - Other	
	Total Depreciation and Amortization	1,281,648,223
	Net Telephone Plant	
	(Total Tele. Plt. less Total Depreciation & Amortization)	389,810,771
	Total Assets	752,446,407

Current Liabilities		
4010	Accounts Payable	10,146,295
4020	Notes Payable	-
4030	Advanced Billing and Payments	31,746,019
4040	Customer's Deposits	815,965
4050	Current Maturities - Long Term Debt	-
4060	Current Maturities - Capital Leases	-
4070	Income Taxes - Accrued	-
4080	Other Taxes - Accrued	13,253,006
4100	Net Current Deferred Operating Income Taxes	-
4110	Net Current Deferred Nonoperating Income Taxes	-
4120	Other Accrued Liabilities	1,344,192
4130	Other Current Liabilities	3,006,727
	Total Current Liabilities	60,312,204

BALANCE SHEET ACCOUNTS

Schedule III
Page 5 of 5
KPSC Form T (Revised 9/97)

Company Kentucky ALLTEL, Inc.

Period Ended December 31, 2004

Account (a)	Account Title (b)	Amount (c)
	<u>Long-Term Debt</u>	
4210	Funded Debt	-
4220	Premium on Long-Term Debt	-
4230	Discount on Long-Term Debt	-
4240	Reacquired Debt	-
4250	Obligations Under Capital Leases	-
4260	Advances from Affiliated Companies	-
4270	Other Long-Term Debt	-
	Total Long-Term Debt	-
	<u>Other Liabilities and Deferred Credits</u>	
4310	Other Long-Term Liabilities	7,383,920
4320	Unamortized Operating Investment Tax Credits-Net	-
4330	Unamortized Nonoperating Investment Tax Credits-Net	-
4340	Net Noncurrent Deferred Operating Income Taxes	148,002,862
4341	Net Deferred Tax Liability Adjustments	8,356,989
4350	Net Noncurrent Deferred Nonoperating Income Taxes	-
4360	Other Deferred Credits	612,946
4361	Deferred Tax Regulatory Liability	-
4370	Other Jurisdiction Liabilities/Deferred Credits - Net	-
	Total Other Liabilities and Deferred Credits	164,356,717
4510	Capital Stock	-
4520	Additional Paid-In Capital	524,171,654
4530	Treasury Stock	-
4540	Other Capital	-
4550	Retained Earnings	3,605,832
	Total Stockholders' Equity	527,777,486
	Total Liabilities & Stockholders' Equity	752,446,407
	Retained Earnings (Beginning of Year)	1,266,124
	Net Income	16,014,051
	Dividends Declared	13,674,343
	Capital Credit Rotations	-
	Miscellaneous Debits*	-
	Miscellaneous Credits*	-
	Retained Earnings (End of Year)	3,605,832

*Explain any individual item over \$10,000

INVESTMENTS IN NONAFFILIATED COMPANIES

Description (a)	Nonaffiliated Companies			(j)					
	(b)	(c)	(d)		(e)	(f)	(g)	(h)	(i)
Account 1402									
1. Company Name	Access Providers	Telecomm Customers	RTB Stock						
2. Beginning Balance									
3. Investment									
4. Earnings									
5. (Losses)									
6. Subtotal									
Account 1160. Temporary Investments									
7. Beginning Balance									
8. Gross Dr.									
9. Gross (Cr.)									
10. Subtotal (Account 1160)									
Account 1180. Telecommunications Accts Receivable									
11. Beginning Balance		37,132,169							
12. Gross Dr.		382,037,478							
13. Gross (Cr.)		(384,301,595)							
14. Subtotal (Account 1180)		34,868,052							
Account 1190. Other Accounts Receivable									
15. Beginning Balance	13,348,876								
16. Gross Dr.	218,278,587								
17. Gross (Cr.)	(218,575,628)								
18. Subtotal (Account 1190)	13,051,835								
Account 1200. Notes Receivable									
19. Beginning Balance									
20. Gross Dr.									
21. Gross (Cr.)									
22. Subtotal (Account 1200)									
Account 1210. Interest and Dividends									
23. Beginning Balance									
24. Gross Dr.									
25. Gross (Cr.)									
26. Subtotal (Account 1210)									
27. Total	13,051,835	34,868,052							

INCOME STATEMENT ACCOUNTS

Schedule VI
 Page 1 of 8
 KPSC FORM 5 (Revised 9/97)

Company Kentucky ALLTEL, Inc.
 Period Ended December 31, 2004

Account (a)	Account Title (b)	Amount (c)
	<u>Local Network Service</u>	
5001	Basic Area Revenue	132,000,535
5002	Optional Extended Area Revenue	-
5003	Cellular Mobile Service Revenue	-
5004	Other Mobile Service Revenue	-
	TOTAL BASIC LOCAL REVENUE SERVICE	132,000,535
5010	Public Telephone Revenue	23
5040	Local Private Line Revenue	2,349,201
5050	Customer Premises Revenue	5,572,243
5060	Other Local Exchange Revenue	46,554,623
5069	Other Local Exchange Revenue Settlements	-
	TOTAL LOCAL NETWORK SERVICE REVENUES	186,476,625
	<u>Network Access Service Revenues</u>	
5081	End User Revenue	43,112,218
5082	Switched Access Revenue	31,644,490
5083	Special Access Revenue	48,183,314
5084	State Access Revenue	53,330,535
	TOTAL NETWORK ACCESS REVENUE	176,270,557
	<u>Long Distance (LD) Network Service Revenues</u>	
5100	LD Message Revenue (Class A)	1,820,104
5111	LD Inward-only Revenue	45,859
5112	LD Outward-only Revenue	-
	TOTAL UNIDIRECTIONAL LD REVENUE	1,865,963

INCOME STATEMENT ACCOUNTS

Schedule VI
 Page 2 of 8
 KPSC FORM 5 (Revised 9/97)

Company Kentucky ALLTEL, Inc.
 Period Ended December 31, 2004

Account (a)	Account Title (b)	Amount (c)
5121	Subvoice Grade LD Private Network Revenue	-
5122	Voice Grade LD Private Network Revenue	6,862,682
5123	Audio Program Grade LD Private Network Revenue	-
5124	Video Program Grade LD Private Network Revenue	-
5125	Digital Transmission LD Private Network Revenue	649,583
5126	LD Private Network Switching Revenue	-
5128	Other LD Private Network Revenue	-
5129	Other LD Private Network Revenue Settlements	-
	TOTAL LONG DISTANCE PRIVATE NETWORK REVENUE	7,512,265
5160	Other Long Distance Revenue	-
5169	Other Long Distance Revenue Settlements	-
	TOTAL LONG DISTANCE NETWORK SERVICE REVENUES	9,378,228
	<u>Miscellaneous Revenues</u>	
5230	Directory	2,014,923
5240	Rent Revenues	971,930
5250	Corporate Operations Revenue	-
5261	Special Billing Arrangements Revenue	-
5262	Customer Operations Revenue	-
5263	Plant Operations Revenue	-
5264	Other Incidental Regulated Revenue	1,387,568
5269	Other Revenue Settlements	-
5270	Carrier Billing and Collection Revenue	3,318,162
5280	Nonregulated Revenue	39,242,760
	TOTAL MISCELLANEOUS REVENUES	46,935,343
	<u>Uncollectible Revenues</u>	
5301	Uncollectible Revenues-Telecommunications	6,962,803
5302	Uncollectible Revenues-Other	-
	TOTAL UNCOLLECTIBLE REVENUE	6,962,803
	TOTAL OPERATING REVENUES	412,097,950

INCOME STATEMENT ACCOUNTS

Company Kentucky ALLTEL, Inc.
Period Ended December 31, 2004

Account (a)	Account Title (b)	Total (c)	Salaries and Wages (d)	Benefits (e)	Rent (f)	Other Expenses (g)
	PLANT SPECIFIC OPERATION EXPENSE					
6112	Motor Vehicle	2,960,609	342,353	107,234	-	2,511,022
610	Clearance-MV	-				
615	Net Balance-MV	2,960,609	342,353	107,234	-	2,511,022
6113	Aircraft	165,869				165,869
620	Clearance-Aircraft	-				
625	Net Balance-Aircraft	165,869				165,869
6114	Special Purpose Vehicle	-				
630	Clearance-SPV	-				
635	Net Balance-SPV	-				
6115	Garage Work Equipment	-				
6116	Other Work Equipment	536,567	10,716	1,800	4,472	519,579
640	Clearance-OWE	-				
645	Net Balance-OWE	536,567	10,716	1,800	4,472	519,579
	TOTAL NETWORK SUPPORT EXPENSE	3,663,045	353,069	109,034	4,472	3,196,470
6121	Land & Building	6,910,898	229,081	71,182	1,313,141	5,297,494
6122	Furniture & Artworks	1,017	418	-	-	599
6123	Office Equipment	1,438,297	784,919	226,530	21,910	404,938
6124	General Purpose Computers	7,690,664	865	574	-	7,689,225
	TOTAL SUPPORT EXPENSE	16,040,876	1,015,283	298,286	1,335,051	13,392,256
6211	Analog Electronic	1,890,428	-	-	-	1,890,428
6212	Digital Electronic	12,431,299	4,979,786	1,535,502	-	5,916,011
6215	Electro-mechanical	-	-	-	-	-
	TOTAL CENTRAL OFF. SWITCH. EXP.	14,321,727	4,979,786	1,535,502	-	7,806,439
6220	Operator System Expense	-	-	-	-	-
6231	Radio System	10,632	251	75	9,513	793
6232	Circuit Equipment	5,373,791	3,101,199	964,925	-	1,307,667
	TOTAL CENTRAL OFF. TRANS. EXP.	5,384,423	3,101,450	965,000	9,513	1,308,460

INCOME STATEMENT ACCOUNTS

Company Kentucky ALLTEL, Inc.
Period Ended December 31, 2004

KPSC FORM T (Revised 9/97)

Account (a)	Account Title (b)	Total (c)	Salaries and Wages (d)	Benefits (e)	Rent (f)	Other Expenses (g)
6311	Station Apparatus	12,353,078	2,896,748	716,557	-	8,739,773
6341	Large PBX	-	-	-	-	-
6351	Public Tele. Terminal Equipment	-	-	-	-	-
6362	Other Terminal Equipment	-	-	-	-	-
	TOTAL INFO. ORIG./TERM. EQUIP.	12,353,078	2,896,748	716,557	-	8,739,773
6411	Poles	3,701,237	41,940	10,506	2,847,835	800,956
6421	Aerial Cable	24,430,021	10,959,428	3,140,029	-	10,330,564
6422	Underground Cable	905,814	417,919	132,503	-	355,392
6423	Buried Cable	3,508,833	1,487,093	413,047	-	1,608,693
6424	Submarine Cable	194	140	39	-	15
6425	Deep Sea Cable	-	-	-	-	-
6426	Intrabuilding Network Cable	-	-	-	-	-
6431	Aerial Wire	5,415	-	-	-	-
6441	Conduit Systems	139,794	39,749	13,211	-	5,415
	TOTAL CABLE & WIRE EXPENSE	32,691,308	12,946,269	3,709,335	2,847,835	86,834
	TOTAL PLANT SPC. EXPENSE	84,454,457	25,292,605	7,333,714	4,196,871	13,187,869
	PLANT NONSPECIFIC OPER. EXPENSE					47,631,267
6511	Plant Held for Future Telephone Use	-	-	-	-	-
6512	Provisioning	(138,641)	648,401	203,441	-	(990,483)
660	Clearance-Prov.	-	-	-	-	-
665	Net Balance-Prov.	(138,641)	648,401	203,441	-	(990,483)
	TOTAL OTHER PP&E EXPENSE	(138,641)	648,401	203,441	-	(990,483)
6531	Power	282	-	-	-	-
6532	Network Administration	3,620,903	2,592,113	807,585	-	282
6533	Testing	5,816,999	-	-	-	221,205
6534	Plant OPS Administration	4,038,676	1,989,675	844,891	19,711	5,816,999
670	Clearance-POA	-	-	-	-	1,184,399
675	Net Balance-POA	4,038,676	1,989,675	844,891	19,711	1,184,399

INCOME STATEMENT ACCOUNTS

Company Kentucky ALLTEL, Inc.
Period Ended December 31, 2004

Account (a)	Account Title (b)	Total (c)	Salaries and Wages (d)	Benefits (e)	Rent (f)	Other Expenses (g)
6535	Engineering	4,549,270	641,315	198,815	7,879	3,701,261
680	Clearance-Engineering	-	-	-	-	-
685	Net Balance-Engineering	4,549,270	641,315	198,815	7,879	3,701,261
	TOTAL NETWORK OPS EXPENSE	18,026,130	5,223,103	1,851,291	27,590	10,924,146
6540	Access Expense	7,781,395	-	-	N/A	7,781,395
6561	Depreciation-Tele. Plt. in Service	137,655,370	N/A	N/A	N/A	137,655,370
6562	Depreciation-PHFTU	-	N/A	N/A	N/A	-
6563	Amortization-Tangible	335,400	N/A	N/A	N/A	335,400
6564	Amortization-Intangible	-	N/A	N/A	N/A	-
6565	Amortization-Other	24,324	N/A	N/A	N/A	24,324
	TOTAL DEPRECIATION & AMORTIZATION EXP.	138,015,094	N/A	N/A	N/A	138,015,094
	TOTAL PLANT NONSPECIFIC EXPENSE	163,683,978	5,871,504	2,054,732	27,590	155,730,152
	CUSTOMER OPERATIONS EXPENSE					
6611	Produce Management	(1,760,448)	342	101	N/A	(1,760,891)
6612	Sales	7,307,367	4,536,102	1,136,275	N/A	1,634,990
6613	Product Advertising	3,039,635	81	6	N/A	3,039,548
	TOTAL MARKETING EXPENSE	8,586,554	4,536,525	1,136,382	N/A	2,913,647
6621	Call Completion	764,228	-	-	N/A	764,228
6622	Number Services	3,655,078	-	-	N/A	3,655,078
6623	Customer Services	15,360,346	435,595	144,636	N/A	14,780,115
	TOTAL SERVICES EXPENSE	19,779,652	435,595	144,636	N/A	19,199,421
	TOTAL CUSTOMER OPERATIONS EXP.	28,366,206	4,972,120	1,281,018	N/A	22,113,068
	CORPORATE OPERATIONS EXPENSE					
6711	Executive	2,521,266	437,252	140,267	N/A	1,943,747
6712	Planning	-	-	-	N/A	-
	TOTAL EXECUTIVE & PLANNING EXP.	2,521,266	437,252	140,267	N/A	1,943,747

INCOME STATEMENT ACCOUNTS

Company Kentucky ALLTEL, Inc.
Period Ended December 31, 2004

Account (a)	Account Title (b)	Total (c)	Salaries and Wages (d)	Benefits (e)	Rent (f)	Other Expenses
6721	Accounting and Finance	2,038,023	-	-	N/A	2,038,023
6722	External Affairs	362,987	-	-	N/A	362,987
6723	Human Resources	1,400,388	-	189,301	N/A	1,211,087
6724	Information Management	5,294,135	-	-	N/A	5,294,135
6725	Legal	345,630	-	-	N/A	345,630
6726	Procurement	148,728	-	-	N/A	148,728
6727	Research & Development	-	-	-	N/A	-
6728	Other General & Administrative	15,550,858	(324,058)	37,399	79,063	15,758,454
	TOTAL GENERAL & ADMINISTRATIVE EXP.	25,140,749	(324,058)	226,700	79,063	25,159,044
6790	Provision for uncollectible Notes Receivable		N/A	N/A	N/A	
	TOTAL CORP. OPER. EXPENSE	27,662,015	113,194	366,967	79,063	27,102,791
	TOTAL OPERATING EXPENSE	304,166,656	36,249,423	11,036,431	4,303,524	252,577,278
	NET OPERATING REVENUE	107,931,294	XXXXXXXXXXXXXXXXXX	XXXXXXXXXXXXXXXXXX	XXXXXXXXXXXXXXXXXX	XXXXXXXXXXXXXXXXXX

INCOME STATEMENT ACCOUNTS

Schedule VI
 Page 7 of 8
 KPSC FORM T (Revised 9/97)

Company Kentucky ALLTEL, Inc.
 Period Ended December 31, 2004

Account (a)	Account Title (b)	Amount (c)
	<u>Other Operating Income and Expense</u>	
7110	Income from Custom Work	
7130	Return from Nonregulated use of Regulated Facilities	
7140	Gains/Losses from Foreign Exchange	
7150	Gains/Losses from Disposition of Land & Artworks	-
7160	Other Operating Gains and Losses	-
	OTHER OPERATING INCOME AND EXPENSE-NET	-
	<u>Operating Taxes</u>	
7210	Operating Investment Tax Credits-Net	-
7220	Operating Federal Income Taxes	(15,106,810)
7230	Operating State and Local Income Taxes	5,196,026
7240	Operating Other Taxes	12,185,329
7250	Provision for Deferred Operating Income Tax-Net	50,662,210
	TOTAL OPERATING TAXES	52,936,755
	<u>Nonoperating Income and Expense</u>	
7310	Dividend Income	-
7320	Interest Income	2,331,012
7330	Income from Sinking and Other Funds	-
7340	Allowance for Funds used During Construction (AFUDC)	438,474
7350	Gains/Losses from the Disposition of Property	-
7360	Other Nonoperating Income	(59,132,049)
7370	Special Charges	(11)
	NONOPERATING INCOME AND EXPENSE-NET	(56,362,574)
	<u>Nonoperating Taxes</u>	
7410	Nonoperating Investment Tax Credits-Net	
7420	Nonoperating Federal Income Taxes	(17,616,671)
7430	Nonoperating State and Local Income Taxes	192,308
7440	Nonoperating Other Taxes	
7450	Provision for Deferred Nonoperating Income Tax-Net	
	TOTAL NONOPERATING TAXES	(17,424,363)

INCOME STATEMENT ACCOUNTS

Schedule VI
 Page 8 of 8
 KPSC FORM T (Revised 9/97)

Company Kentucky ALLTEL, Inc.
 Period Ended December 31, 2004

Account (a)	Account Title (b)	Amount (c)
	<u>Interest and Related Items</u>	
7510	Interest on Funded Debt	-
7520	Interest Expense-Capital Leases	-
7530	Amortization of Debt Issuance Expense	-
7540	Other Interest Deductions	42,277
	TOTAL INTEREST AND RELATED ITEMS	42,277
	<u>Extraordinary Items</u>	
7610	Extraordinary Income Credits	
7620	Extraordinary Income Charges	
7630	Current Income Tax Effect of Extraordinary Items-Net	
7640	Provision for Deferred Income Tax Effect of Items-Net	
	TOTAL EXTRAORDINARY ITEMS	
	<u>Jurisdictional Differences & Nonregulated Income</u>	
7910	Income Effect of Jurisdictional Differences-Net	-
7990	Nonregulated Net Income	
	NET INCOME	16,014,051

TOTAL NUMBER OF EMPLOYEES AT END OF YEAR	738
NUMBER OF FULL TIME EMPLOYEES	733
NUMBER OF PART TIME EMPLOYEES	5
TOTAL COMPENSATION FOR THE YEAR	\$42,379,039

ACCESS LINES IN SERVICE BY TECHNOLOGY

Schedule VII
 Page 1 of 1
 KPSC FORM T (Revised 9/97)

Company Kentucky ALLTEL, Inc.
 Period Ended December 31, 2004

	State or Territory (a)	Number of Central Office Switches (b)	ISDN 16 kh/sec D Channels (Divided by 4) (c)	Main Digital Access Lines 64kh/s or Equivalent (ISDN B Channels Except to PBX's) (d)
1.	Kentucky	101	420	3,362
2.				
3.				
4.				
5.				
6.				
7.				
8.				
9.				
10.				
	TOTAL	101	420	3,362

Line Number (a)	Main Analog Access Line 4khz or Equivalent (b)	Digital DS-1 Access Lines to PBS's and Centrex (Times 24) (f)	Analog PBX and Centrex Access Trunks (g)	Analog Centrex Extensions (h)	Other (i)
1.	508,760	1,248	97	15,684	
2.					
3.					
4.					
5.					
6.					
7.					
8.					
9.					
10.					
	TOTAL	1,248	97	15,684	

ACCESS LINES IN SERVICE BY CUSTOMER

Schedule VIII
 Page 1 of 1
 KPSC FORM T (Revised 9/97)

Company Kentucky ALLTEL, Inc.
 Period Ended December 31, 2004

	State or Territory (a)	Business Access Lines	
		Single Line (b)	Multiline (c)
1.	Kentucky	128,708	-
2.			
3.			
4.			
5.			
6.			
7.			
8.			
9.			
10.			
TOTAL		128,708	-

Line Number (a)	Public Access Lines (d)	Residential Access Lines (f)	Mobile Access Lines (f)	Special Access Lines (Non-Switched) (g)	Total Access Lines (Switched and Special) (h)
1.	1,618	367,769		2,842	500,937
2.					
3.					
4.					
5.					
6.					
7.					
8.					
9.					
10.					
TOTAL	1,618	367,769	-	2,842	500,937

TELEPHONE CALLS

Schedule IX
 Page 1 of 1
 KPSC FORM T (Revised 9/97)

Company Kentucky ALLTEL, Inc.
 Period Ended December 31, 2004

	State or Territory (a)	Local Calls (Total Local Calls) (b)	Intralata Toll Calls (c)
1.	Kentucky	Information unavailable	145,624,990
2.			
3.			
4.			
5.			
6.			
7.			
8.			
9.			
10.			
	TOTAL		

Line No. (a)	INTERLATA TOLL CALLS (Completed)					
	Interstate		Intrastate		Total Toll Calls	
	Number (d)	Billed Minutes (e)	Number (f)	Billed Minutes (g)	Number (h)	Billed Minutes (i)
1.	278,073,352	793,024,513	56,377,706	166,772,022	334,451,058	959,796,535
2.						
3.						
4.						
5.						
6.						
7.						
8.						
9.						
10.						
	TOTAL					

This Side of Page Left

Intentionally Blank

Annual Report of

Kentucky ALLTEL, Inc.

Year End

December 31, 20 04

SIGNATURE PAGE

I certify that I am the responsible accounting officer of the
Kentucky ALLTEL, Inc.; that I have
examined the foregoing report; that to the best of my knowledge,
information, and belief, all statements of fact contained in the said
report are true and the said report is a correct statement of the
business and affairs of the above-named respondent in respect to each
and every matter set forth therein during the period from January 1,
2004, to December 31, 2004, inclusive.

Date _____ (Signature) _____

Assistant Secretary
(Title)

(Persons making willful false statements in this report
form can be punished by fine or imprisonment under the
provisions of the U.S. Code, Title 18, Section 1001)

Exhibit
VZ #23 KWest Annual 2005

ANNUAL REPORT

11000 Windstream Kentucky West, LLC 01/01/2005 - 12/31/2005

Title Page



Annual Report of

Respondent

ALL TEL Kentucky, Inc.

229 Lees Valley Road

Shepherdsville

KY

40165

11000 Windstream Kentucky West, LLC 01/01/2005 - 12/31/2005

General Info - Basic Service



For Kentucky Operations Only please furnish

Average Residential Basic Service Monthly Bill

Not including Taxes/NonRegulated Services

\$9.32

11000 Windstream Kentucky West, LLC 01/01/2005 - 12/31/2005

General Information - Counties

Spencer, Bullitt, Jefferson

11000 Windstream Kentucky West, LLC 01/01/2005 - 12/31/2005

General Information - Contact Person

Name	Address	City	State	Phone
------	---------	------	-------	-------

Officer or other Person to whom correspondence should be addressed concerning this report

Name, title, address and telephone number with area code of the person to be contacted concerning this report

David Cameron	One Allied Drive	Little Rock	AR	72202
---------------	------------------	-------------	----	-------

This information is to be kept current by prompt notification to the Commission of any changes until the report for the succeeding year has been submitted.

11000 Windstream Kentucky West, LLC 01/01/2005 - 12/31/2005

General Info - Principal Payment and Interest Information

Amount	Y/N
--------	-----

Amount of Principal Payment During Calendar Year

\$0.00

Is Principal Current?

Y

Is Interest Current?

Y

Has all long-term debt been approved by the Public Service Commission?

Y

11000 Windstream Kentucky West, LLC 01/01/2005 - 12/31/2005

General Info - Services Performed by Independent CPA



Are your financial statements examined by a Certified Public Accountant?

Enter Y for Yes or N for No N

If yes, which service is performed?

Enter an X on each appropriate line

Audit

Compilation

Review

11000 Windstream Kentucky West, LLC 01/01/2005 - 12/31/2005
 Board of Directors and General Officers - Sched. I (Ref Page: 1)

Name	Address	Title	Department	Term Expires	Started Since
Jeffery R. Gardner	Little Rock, AR	President and Chief Executive Officer		*	08/19/1999
Dan Powell	Lexington, KY	Area President		*	12/15/2005
Barry Bishop	Lexington, KY	Vice President - Wireline Services		*	12/15/2005
Brian Harman	Elizabethtown, KY	Vice President - Wireline Services		*	12/15/2005
Brent Whittington	Little Rock, AR	Chief Financial Officer		*	11/01/2002
Susan Bradley	Little Rock, AR	Senior Vice President - Human Resources		*	12/15/2005
Cindy Nash	Little Rock, AR	Senior Vice President - Customer Service		*	12/15/2005
Frank Schueneman	Little Rock, AR	Senior Vice President - Network Operations		*	12/15/2005
Mike Rhoda	Little Rock, AR	Senior Vice President - Regulatory		*	10/17/2001
Robert G. Clancy	Little Rock, AR	Senior Vice President - Investor Relations and Cor		*	12/15/2005
Francis X. Frantz	Little Rock, AR	Secretary		*	05/25/1995
Judith K. Lemke	Little Rock, AR	Vice President - Tax		*	12/15/2005
John A. Ebner	Little Rock, AR	Treasurer		*	12/15/2005
David Cameron	Little Rock, AR	Assistant Secretary		*	05/25/1995

Note:
 * - Until next annual meeting of Directors or until successors are elected and qualified

11000 Windstream Kentucky West, LLC 01/01/2005 - 12/31/2005

Stockholders Sched II (Ref Page: 1)

Name	Address	Shares
ALL TEL Corporation	One Allied Drive, Little Rock, AR 72202	7,674

11000 Windstream Kentucky West, LLC 01/01/2005 - 12/31/2005

Stockholders Sched II - (cont) (Ref Page: 1)

Class of Stock	Num of Shares	Date compiled
----------------	---------------	---------------

Enter Total number of stockholders for each class

with the date and purpose of the compilation

ALL TEL Corporation

1 12/31/2005

11000 Windstream Kentucky West, LLC 01/01/2005 - 12/31/2005

Balance Sheet Accounts - Sched III Page 1 (Ref Page: 1)

	Amount (C)
Current Assets	
Cash and Equivalents (1120)	\$242,693.00
Receivables (1170)	\$2,772,389.00
Allowance for Doubtful Accounts (1171)	(\$58,269.00)
Inventories (1220)	\$141,823.00
Prepayments (1280)	\$39,183.00
Other Current Assets (1350)	
Non-Regulated Investments (1406)	
Other Noncurrent Assets (1410)	\$582,472.00
Deferred Maintenance and Retirements (1438)	
Other Jurisdictional Assets - Net (1500)	
Total Current Assets	\$3,720,291.00

11000 Windstream Kentucky West, LLC 01/01/2005 - 12/31/2005
 Balance Sheet Accounts - Sched III Page 2-4 (Ref Page: 2)

	Beg Bal (c)	Additions (c)	Retirements (c)	Transfer (c)	End Bal (g)
Telephone Plant					
Telephone Plant in Service (2001)	\$51,329,356.00	\$3,173,832.00	\$328,921.00	(\$126,953.00)	\$54,047,314.00
Property Held for Future Telephone Use (2002)					
Tele. Plant Under Construct - Short Term (2003)	\$1,271,796.00	\$2,760,273.00	\$3,204,185.00	\$81,701.00	\$909,585.00
Tele. Plant Under Construct - Long Term (2004)					
Telephone Plant Adjustment (2005)					
Nonoperating Plant (2006)					
Goodwill (2007)					
Total Telephone Plant	\$52,601,152.00	\$5,934,105.00	\$3,533,106.00	(\$45,252.00)	\$54,956,899.00
Land and Support Assets					
Land (2111)	\$129,177.00	\$0.00	\$0.00	\$0.00	\$129,177.00
Motor Vehicles (2112)	\$457,643.00	\$17,883.00	\$0.00	(\$100,718.00)	\$374,808.00
Aircraft (2113)					
Tools and Other Work Equipment (2114)	\$629,036.00	\$21,481.00	\$0.00	\$0.00	\$650,517.00
Buildings (2121)	\$1,826,531.00	\$6,858.00	\$0.00	\$0.00	\$1,833,389.00
Furniture (2122)	\$254,214.00	\$0.00	\$0.00	\$0.00	\$254,214.00
Office Equipment (2123)	\$217,489.00	\$0.00	\$0.00	\$0.00	\$217,489.00
General Purpose Computers (2124)	\$236,590.00	\$6,961.00	\$0.00	\$0.00	\$243,551.00
Total Land and Support Assets	\$3,750,680.00	\$53,183.00	\$0.00	(\$100,718.00)	\$3,703,145.00
Central Office - Switching					
Non-Digital Switching (2211)	\$525.00	\$0.00	\$0.00	\$0.00	\$525.00

11000 Windstream Kentucky West, LLC 01/01/2005 - 12/31/2005
 Balance Sheet Accounts - Sched III Page 2-4 (Ref Page: 2)

	Pop Bal (c)	Additions (d)	Reductions (e)	Transfer (f)	End Bal (g)
Digital Electronic Switching (2212)	\$8,472,549.00	\$99,364.00	\$83,121.00	\$0.00	\$8,488,792.00
Total Central Office - Switching	\$8,473,074.00	\$99,364.00	\$83,121.00	\$0.00	\$8,489,317.00
Total Operator Systems (2220)					
Central Office - Transmission					
Radio Systems (2231)	\$14,899.00	\$0.00	\$0.00	\$0.00	\$14,899.00
Circuit Equipment (2232)	\$12,207,395.00	\$1,257,463.00	\$2,704.00	\$0.00	\$13,462,154.00
Total Central Office Transmission	\$12,222,294.00	\$1,257,463.00	\$2,704.00	\$0.00	\$13,477,053.00
Information Origination Termination					
Station Apparatus (2311)	\$22,198.00	\$0.00	\$6,865.00	\$0.00	\$15,333.00
Customer Premise Wire (2321)					
Large PBX (2341)					
Public Telephone Terminal Equipment (2351)					
Other Terminal Equipment (2362)					
Total Information Origination Termination	\$22,198.00	\$0.00	\$6,865.00	\$0.00	\$15,333.00
Cable and Wire Facilities Assets					
Poles (2411)	\$2,517,936.00	\$117,088.00	\$58,101.00	\$0.00	\$2,576,923.00
Aerial Cable (2421)	\$13,926,300.00	\$660,075.00	\$143,774.00	\$0.00	\$14,442,601.00
Underground Cable (2422)	\$966,930.00	\$468,481.00	\$0.00	\$0.00	\$1,435,411.00
Buried Cable (2423)	\$8,811,030.00	\$518,178.00	\$34,356.00	(\$26,235.00)	\$9,268,617.00
Submarine and Deep Sea Cable (2424)					
Intrabuilding Network Cable (2426)					

11000 Windstream Kentucky West, LLC 01/01/2005 - 12/31/2005

Balance Sheet Accounts - Sched III Page 2-4 (Ref Page: 2)

	Book Bal (c)	Additions (d)	Retirements (e)	Transfer (f)	End Bal (g)
Aerial Wire (2431)					
Conduit Systems (2441)	\$638,914.00	\$0.00	\$0.00	\$0.00	\$638,914.00
Total Cable and Wire Facilities Assets	\$26,861,110.00	\$1,763,822.00	\$236,231.00	(\$26,235.00)	\$28,362,466.00
Amortizable Assets					
Amortizable Tangible Assets (2680)					
Capital Leases (2681)					
Leasehold Improvements (2682)					
Total Amortizable Assets					
Intangibles (2690)					
Total Tele. Plant in Service 2001	\$51,329,356.00	\$3,173,832.00	\$328,921.00	(\$126,953.00)	\$54,047,314.00

11000 Windstream Kentucky West, LLC 01/01/2005 - 12/31/2005

Balance Sheet Accounts - Sched III Page 5a (Ref Page: 4)

Depreciation and Amortization	
Accumulated Depreciation (3100)	\$27,918,999.00
Accumulated Depreciations - Held for Future Telecom. Use (3200)	
Accumulated Depreciation - Nonoperating (3300)	
Accumulated Amortization - Capitalized Leases (3410)	
Total Depreciation and Amortization	\$27,918,999.00
Net Telephone Plant	\$27,037,900.00
Total Assets	\$30,758,191.00

11000 Windstream Kentucky West, LLC 01/01/2005 - 12/31/2005

Balance Sheet Accounts - Sched III Pages 5-6 (Ref Page: 5)

	Amount
Current Liabilities	
Current Accounts and Notes Payable (4000)	\$414,216.00
Customer's Deposits (4040)	\$369,335.00
Income Taxes - Accrued (4070)	\$159,399.00
Other Taxes - Accrued (4080)	\$78,950.00
Net Current Deferred Operating Income Taxes (4100)	
Net Current Deferred Nonoperating Income Taxes (4110)	
Other Current Liabilities (4130)	\$201,903.00
Total Current Liabilities	\$1,223,803.00
Long Term Debt and Funded Debt (4200)	\$5,723,976.00
Other Liabilities and Deferred Credits	
Other Long Term Liabilities and Deferred Credits (4300)	\$286,707.00
Unamortized Operating Investment Tax Credits - Net (4320)	
Unamortized Nonoperating Investment Tax Credits - Net (4330)	
Net Noncurrent Deferred Operating Income Taxes (4340)	\$5,839,221.00
Net Deferred Tax Liability Adjustments (4341)	\$631,059.00
Net Noncurrent Deferred Nonoperating Income Taxes (4350)	
Deferred Tax Regulatory Liability (4361)	
Other Jurisdictional Liabilities/Deferred Credits - Net (4370)	
Total Other Liabilities and Deferred Credits	\$6,756,987.00
Capital Stock (4510)	\$767,400.00
Additional Paid-in Capital (4520)	\$163,600.00
Treasury Stock (4530)	
Other Capital (4540)	
Retained Earnings (4550)	\$16,122,425.00
Total Stockholders' Equity	\$17,053,425.00
Total Liabilities and Stockholder's Equity	\$30,758,191.00

11000 Windstream Kentucky West, LLC 01/01/2005 - 12/31/2005

Balance Sheet Accts - Retained Earnings Sched III pg 5 (Ref Page: 6)

Retained Earnings (Beg of Yr)	\$15,692,190.00
Net Income	\$5,151,235.00
Dividends Declared	(\$4,721,000.00)
Capital Credit Rotations	
Miscellaneous Debits*	
Miscellaneous Credits*	
Retained Earnings (End of Year)	\$16,122,425.00

* Explain any individual item over \$10,000

11000 Windstream Kentucky West, LLC 01/01/2005 - 12/31/2005

Investments in Affiliated Companies - Sched IV Company names (Ref Page: 1)

Column a	Company Name
----------	--------------

Associate the name of each company to be entered on Sched. IV with the appropriate column (a - j)

Column b

Column c

Column d

Column e

Column f

Column g

Column h

Column i

Column j

11000 Windstream Kentucky West, LLC 01/01/2005 - 12/31/2005

Investments in Affiliated Companies Sched IV (Ref Page: 1)

	(b)	(c)	(d)	(e)	(f)	(g)
--	-----	-----	-----	-----	-----	-----

All Company						
Names must be affiliated with a Column on the previous schedule						
Other NonCurrent Assets (1410)						
Equity method						
Beginning Balance						
Investments						
Earnings						
(Losses)						
Subtotal (1410)						
Cash and Equivalents (1120)						
Beginning Balance						
Gross Dr.						
Gross (Cr)						
Subtotal (1120)						
Receivables (1170)						
Beginning Balance						
Gross Dr.						
Gross (Cr)						
Subtotal (1170)						
Total Affiliated Companies						

11000 Windstream Kentucky West, LLC 01/01/2005 - 12/31/2005
Investments in Affiliated Companies Sched IV (Ref Page: 1) - NOTES

Note:
None

11000 Windstream Kentucky West, LLC 01/01/2005 - 12/31/2005

Investments in Non-Affiliated Companies - Sched V Company names (Ref Page: 1)

Column a	Company Name
----------	--------------

Associate the name of each company to be entered on Sched. IV with the appropriate column (a - j)

Column b

RTB Stock

Column c

Cash and Equivalents

Column d

Access Providers & Telecomm Customers

Column e

Column f

Column g

Column h

Column i

Column j

11000 Windstream Kentucky West, LLC 01/01/2005 - 12/31/2005
Investments in Non Affiliated Companies Sched IV (Ref Page: 1)

(b) (c) (d) (e) (f) (g) (h) (i)

All Company	(b)	(c)	(d)	(e)	(f)	(g)	(h)	(i)
Names must be affiliated with a Column on the previous schedule								
Other NonCurrent Assets (1410)								
Equity method								
Beginning Balance	\$1,122,793.00	\$0.00	\$0.00	\$0.00	\$0.00	\$0.00	\$0.00	\$0.00
Investments								
Earnings								
(Losses)	\$540,321.00	\$0.00	\$0.00	\$0.00	\$0.00	\$0.00	\$0.00	\$0.00
Subtotal (1410)	\$582,472.00	\$0.00	\$0.00	\$0.00	\$0.00	\$0.00	\$0.00	\$0.00
Cash and Equivalents (1120)								
Beginning Balance	\$0.00	\$68,117.00	\$0.00	\$0.00	\$0.00	\$0.00	\$0.00	\$0.00
Gross Dr.	\$0.00	\$2,816,809.00	\$0.00	\$0.00	\$0.00	\$0.00	\$0.00	\$0.00
Gross (Cr)	\$0.00	\$2,642,233.00	\$0.00	\$0.00	\$0.00	\$0.00	\$0.00	\$0.00
Subtotal (1120)	\$0.00	\$242,693.00	\$0.00	\$0.00	\$0.00	\$0.00	\$0.00	\$0.00
Receivables (1170)								
Beginning Balance	\$0.00	\$2,663,133.00	\$0.00	\$0.00	\$0.00	\$0.00	\$0.00	\$0.00
Gross Dr.	\$0.00	\$36,684,887.00	\$0.00	\$0.00	\$0.00	\$0.00	\$0.00	\$0.00
Gross (Cr)	\$0.00	\$36,575,631.00	\$0.00	\$0.00	\$0.00	\$0.00	\$0.00	\$0.00
Subtotal (1170)	\$0.00	\$2,772,389.00	\$0.00	\$0.00	\$0.00	\$0.00	\$0.00	\$0.00
Total Affiliated Companies	\$582,472.00	\$242,693.00	\$2,772,389.00	\$0.00	\$0.00	\$0.00	\$0.00	\$0.00

11000 Windstream Kentucky West, LLC 01/01/2005 - 12/31/2005

Income Statement Accounts - Sched VI pg 1 (Ref Page: 1)

	Amount (\$)
Local Network Service	
Basic Area Revenue (5001)	\$5,810,854.00
Private Line Revenue (5040)	\$564,665.00
Other Basic Area Revenue (5060)	\$2,257,442.00
Total Local Network Service Revenues	\$8,632,961.00
Network Access Service Revenues	
End User Revenue (5081)	\$1,861,605.00
Switched Access Revenue (5182)	\$6,464,459.00
Special Access Revenue (5083)	\$2,016,376.00
Total Network Access Revenue	\$10,342,440.00
Long Distance Message Revenue (5100)	\$441,303.00
Miscellaneous Revenue (5200)	\$365,909.00
Directory Revenue (5230)	\$170,809.00
Non-Regulated Operating Revenue (5280)	\$1,845,701.00
Uncollectible Revenue (5300)	\$158,865.00
TOTAL OPERATING REVENUE	\$21,640,258.00

11000 Windstream Kentucky West, LLC 01/01/2005 - 12/31/2005

Income Statement - Operating Exp - Plant Specific - Sched VI pg 2 (Ref Page: 2)

	Total (c)
Plant Specific Operation Expense	
Motor Vehicle Expense (6112)	\$62,543.00
Aircraft Expense (6113)	\$5,800.00
Tools and Other Work Equipment Expense (6114)	\$21,274.00
Total Network Support Expenses	\$89,617.00
Land and Building Expense (6121)	\$52,427.00
Furniture and Artworks Expense (6122)	
Office Equipment Expense (6123)	\$10,208.00
General Purpose Computers Expense (6124)	\$392,017.00
Total Support Expense	\$454,652.00
Non-Digital Switching Expense (6211)	\$120,233.00
Digital Electronic Expense (6212)	\$596,128.00
Total Central Off. Switch. Exp	\$716,361.00
Operator System Expense (6220)	
Radio System Expense (6231)	
Circuit Equipment Expense (6232)	\$296,486.00
Total Central Off. Trans. Exp.	\$296,486.00
Station Apparatus Expense (6311)	\$263,906.00
Large PBX Expense (6341)	
Public Tele. Terminal Equipment (6351)	
Other Terminal Equipment Expense (6362)	
Total Info. Org. Term. Equip	\$263,906.00
Poles Expense (6411)	\$175,251.00
Aerial Cable Expense (6421)	\$473,501.00
Underground Cable Expense (6422)	\$1,881.00
Buried Cable Expense (6423)	\$223,800.00
Submarine and Deep Sea Cable (6424)	\$62.00

11000 Windstream Kentucky West, LLC 01/01/2005 - 12/31/2005

Income Statement - Operating Exp - Plant Specific - Sched VI pg 2 (Ref Page: 2)



Intrabuilding Network Cable Expense (6426)

Aerial Wire Expense (6431)

\$31.00

Conduit Systems Expense (6441)

Total Cable and Wire Expense

\$874,526.00

Total Plant Spc. Expense

\$2,695,548.00

11000 Windstream Kentucky West, LLC 01/01/2005 - 12/31/2005

Income Statement - Operating Exp - Plant NonSpecific - Sched VI pg 3 (Ref Page: 3)

	Total (\$)
Plant NonSpecific Operating Expense	
Plant held for future Telephone use (6511)	\$255.00
Provisioning Expense (6512)	\$255.00
Total other PPE Expense	
Power Expense (6531)	\$69,813.00
Network Administration Expense (6532)	\$22,962.00
Testing Expense (6533)	\$273,609.00
Plant Operations Administration Expense (6534)	\$146,881.00
Engineering Expense (6535)	\$232,801.00
Total Network Ops Expense	\$746,066.00
Access Expense (6540)	\$1,081,693.00
Depreciation Expense - Telecomm Plant in Service (6561)	\$3,003,537.00
Depreciation Expense - Property Held for Future Telecom Use (6562)	
Amortization - Tangible (6563)	
Amortization - Intangible (6564)	
Amortization - Other	
Total Depreciation and Amortization Epx	\$3,003,537.00
Total Plant NonSpecific Expense	\$4,831,551.00
Customer Operations Expense	
Product Management and Sales (6611)	\$392,267.00
Product Advertising (6613)	\$129,160.00
Total Marketing Expense	\$521,427.00
Call Completion Services (6621)	\$6,937.00
Number Services (6622)	\$66,259.00
Customer Services (6623)	\$799,854.00
Total Services Expense	\$873,050.00
General and Administrative (6720)	\$1,095,896.00

11000 Windstream Kentucky West, LLC 01/01/2005 - 12/31/2005

Income Statement - Operating Exp - Plant NonSpecific - Sched VI pg 3 (Ref Page: 3)

	Total (\$)
--	------------

Provision for Uncollectible Notes Receivable (6790)

Total Corp. Oper. Expense

\$1,095,896.00

Net Operating Revenue

\$11,622,786.00

11000 Windstream Kentucky West, LLC 01/01/2005 - 12/31/2005
 Income Statement - Operating Exp - Sched VI pg 4 (Ref Page: 7)

	Amount
Other Operating Income and Expense (7100)	
Operating Taxes	
Operating Investment Tax Credits Net (7210)	
Operating Federal Income Taxes (7220)	\$3,644,266.00
Operating State and Local Income Taxes (7230)	\$269,056.00
Operating Other Taxes (7240)	\$734,455.00
Provision for Deferred Operating Income Tax - Net (7250)	(\$56,410.00)
Total Operating Taxes	\$4,591,367.00
Nonoperating Income and Expense (7300)	(\$2,415,308.00)
Nonoperating Taxes (7400)	(\$630,588.00)
Interest and Related Items (7500)	\$295,464.00
Extraordinary Items (7600)	
Jurisdictional Differences and NonRegulated Income	
Income Effect of Jurisdictional Differences - Net (7910)	
Nonregulated Net Income (7990)	
Net Income	\$5,151,235.00

11000 Windstream Kentucky West, LLC 01/01/2005 - 12/31/2005

Total Number of Employees - Sched VI (Ref Page: 4)

	Total
Total Number of Employees at End of Year	23
Number of Full-Time Employees	23
Number of Part-Time Employees	0

11000 Windstream Kentucky West, LLC 01/01/2005 - 12/31/2005

Total Compensation - Sched VI (Ref Page: 4)

	Amount
Total Compensation for the Year	\$1,367,424.00

Total Compensation for the Year

\$1,367,424.00

11000 Windstream Kentucky West, LLC 01/01/2005 - 12/31/2005
 Access Lines in Service by Technology Sched VII (Ref Page: 1)

State (a)	Switches (b)	ISDN (c)	Digital (d)	Analog (e)	DS1 (f)	POX (g)	Conver (h)	Other (i)
Kentucky	3	15	122	26,994	0	41	978	0
TOTAL	3	15	122	26,994	0	41	978	0

11000 Windstream Kentucky West, LLC 01/01/2005 - 12/31/2005

Access Lines in Service by Customer Sched VIII (Ref Page: 1)

State (a)	B Single (b)	B Multi (c)	Public (g)	Residential (e)	Mobile(f)	Non-Switched (d)	Total (h)
Kentucky	5,014	0	80	21,309	0	499	26,902
TOTAL	5,014	0	80	21,309	0	499	26,902

Note:

The increase in non-switched lines is due to the Company's change in system/method of determining the number of Private line counts during 2005.

11000 Windstream Kentucky West, LLC 01/01/2005 - 12/31/2005

Telephone Calls Sched IX (Ref Page: 1)

State (a)	Local (b)	Toll (c)	Long Num (d)	Int'l Num (e)	Int'l Num (f)	Int'l Num (g)	Total Min (h)
-----------	-----------	----------	--------------	---------------	---------------	---------------	---------------

TOTAL

Note:
This utility is an access provider, not a toll provider. Information is not readily available.

VZ #23 KEast Annual 2005

Exhibit

Annual Report

5022700 Windstream Kentucky East, LLC 01/01/2005 - 12/31/2005

Title Page

Annual Report of

Respondent

Kentucky Alltel, Inc.

130 West New Circle
Road, STE 170

Lexington

KY

40505

5022700 Windstream Kentucky East, LLC 01/01/2005 - 12/31/2005

General Info - Basic Service



For Kentucky Operations Only please furnish

Average Residential Basic Service Monthly Bill

Not including Taxes/NonRegulated Services

\$15.93

5022700 Windstream Kentucky East, LLC 01/01/2005 - 12/31/2005

General Information - Counties

Adair, Allen, Barren, Bath, Bourbon, Boyd, Bracken, Butler, Carlisle, Carter, Casey, Clark, Clay, Clinton, Cumberland, Edmonson, Estill, Fayette, Fleming, Garrard, Grayson, Green, Greenup, Hardin, Harlan, Hickman, Jessamine, Knox, Larue, Laurel, Letcher, Lewis, Lincoln, Livingston, Madison, Marion, Marshall, Mason, Monroe, Nicholas, Perry, Pulaski, Robertson, Rockcastle, Rowan, Taylor, Union, Warren, Washington, Wayne, Woodford

5022700 Windstream Kentucky East, LLC 01/01/2005 - 12/31/2005

General Information - Contact Person



Officer or other Person to whom correspondence should be addressed concerning this report

Name, title, address and telephone number with area code of the person to be contacted concerning this report

David Cameron

1 Allied Drive: P.O. Box 2177

Little Rock

AR

5019055270

This information is to be kept current by prompt notification to the Commission of any changes until the report for the succeeding year has been submitted.

5022700 Windstream Kentucky East, LLC 01/01/2005 - 12/31/2005

General Info - Principal Payment and Interest Information

Amount
[REDACTED]

Amount of Principal Payment During Calendar Year

\$0.00

Is Principal Current?

Is Interest Current?

Has all long-term debt been approved by the Public Service Commission?

5022700 Windstream Kentucky East, LLC 01/01/2005 - 12/31/2005

General Info - Services Performed by Independent CPA



Are your financial statements examined by a Certified Public Accountant?

Enter Y for Yes or N for No

N

If yes, which service is performed?

Enter an X on each appropriate line

Audit

Compilation

Review

5022700 Windstream Kentucky East, LLC 01/01/2005 - 12/31/2005

Board of Directors and General Officers - Sched. I (Ref Page: 1)

Name	Address	Position	Term Expires
Francis X. Frantz	Little Rock, AR	Secretary	10/30/2001
Jeffery R. Gardner	Little Rock, AR	President & CEO	11/26/2001
David Cameron	Little Rock, AR	Assistant Secretary	11/26/2001
Brent K. Whittington	Little Rock, AR	CFO	11/01/2002
Dan Powell	Lexington, KY	Area President	12/15/2005
Barry Bishop	Lexington, KY	VP-Wireline Services	12/15/2005
Brian Harman	Elizabethtown, KY	VP-Wireline Services	12/15/2005
Susan Bradley	Little Rock, AR	SVP-Human Resources	12/15/2005
Cindy Nash	Little Rock, AR	SVP-Customer Service	12/15/2005
Frank Schueneman	Little Rock, AR	SVP-Network Services	12/15/2005
Mike Rhonda	Little Rock, AR	SVP-Regulatory	12/15/2005
Robert G. Clancy	Little Rock, AR	SVP-Invest Rel & Corp Com	12/15/2005
Judith K. Lemke	Little Rock, AR	VP-Tax	12/15/2005
John A. Ebner	Little Rock, AR	Director-Process Develop	12/15/2005

Note:

* - Until next annual meeting of Directors or until successors are elected and qualified

5022700 Windstream Kentucky East, LLC 01/01/2005 - 12/31/2005

Stockholders Sched II (Ref Page: 1)

Name	Shares
ALLTEL Corporation	1,000

ALLTEL Corporation

One Allied Drive, Little Rock, AR 72202

1,000

5022700 Windstream Kentucky East, LLC 01/01/2005 - 12/31/2005

Stockholders Sched II - (cont) (Ref Page: 1)

Class of Stock	Number Held	Date Acquired	Purpose Acquired
----------------	-------------	---------------	------------------

Enter Total number of stockholders for each class

with the date and purpose of the compilation

1 12/31/2005

Organization

5022700 Windstream Kentucky East, LLC 01/01/2005 - 12/31/2005

Balance Sheet Accounts - Sched III Page 1 (Ref Page: 1)

	Amount (\$)
Current Assets	
Cash and Equivalents (1120)	\$395,501,184.00
Receivables (1170)	\$41,568,684.00
Allowance for Doubtful Accounts (1171)	(\$1,770,658.00)
Inventories (1220)	\$715,171.00
Prepayments (1280)	\$305,968.00
Other Current Assets (1350)	\$0.00
Non-Regulated Investments (1406)	\$0.00
Other Noncurrent Assets (1410)	\$18,096,738.00
Deferred Maintenance and Retirements (1438)	\$0.00
Other Jurisdictional Assets - Net (1500)	\$0.00
Total Current Assets	\$454,417,087.00

5022700 Windstream Kentucky East, LLC 01/01/2005 - 12/31/2005

Balance Sheet Accounts - Sched III Page 2-4 (Ref Page: 2)

	Bal. Bal (c)	Additions (d)	Retirements (e)	Transfers (f)	End Bal (g)
Telephone Plant					
Telephone Plant in Service (2001)	\$1,653,652,178.00	\$60,205,341.00	\$16,326,348.00	(\$79,034.00)	\$1,697,452,137.00
Property Held for Future Telephone Use (2002)	\$0.00	\$0.00	\$0.00	\$0.00	\$0.00
Tele. Plant Under Construct. - Short Term (2003)	\$17,806,816.00	\$60,930,116.00	\$63,985,008.00	\$5,122,330.00	\$19,874,254.00
Tele. Plant Under Construct. - Long Term (2004)					
Telephone Plant Adjustment (2005)					
Nonoperating Plant (2006)					
Goodwill (2007)					
Total Telephone Plant	\$1,671,458,994.00	\$121,135,457.00	\$80,311,356.00	\$5,043,296.00	\$1,717,326,391.00
Land and Support Assets					
Land (2111)	\$4,624,881.00	\$0.00	\$0.00	\$0.00	\$4,624,881.00
Motor Vehicles (2112)	\$14,892,856.00	\$564,799.00	\$992,460.00	(\$73,201.00)	\$14,391,994.00
Aircraft (2113)					
Tools and Other Work Equipment (2114)	\$10,369,880.00	\$829,163.00	\$77,798.00	\$0.00	\$11,121,245.00
Buildings (2121)	\$71,451,794.00	\$4,243,877.00	\$254,900.00	\$0.00	\$75,440,771.00
Furniture (2122)	\$1,189,941.00	\$0.00	\$0.00	\$0.00	\$1,189,941.00
Office Equipment (2123)	\$5,091,402.00	\$0.00	\$0.00	\$0.00	\$5,091,402.00
General Purpose Computers (2124)	\$10,642,528.00	\$530,939.00	\$0.00	\$0.00	\$11,173,467.00
Total Land and Support Assets	\$118,263,282.00	\$6,168,778.00	\$1,325,158.00	(\$73,201.00)	\$123,033,701.00
Central Office - Switching					
Non-Digital Switching (2211)					

5022700 Windstream Kentucky East, LLC 01/01/2005 - 12/31/2005

Balance Sheet Accounts - Sched III Page 2-4 (Ref Page: 2)

	Rep Bal (C)	Additions (D)	Dispositions (E)	End Bal (G)
Digital Electronic Switching (2212)	\$363,127,269.00	\$6,147,993.00	\$2,382,321.00	\$366,892,941.00
Total Central Office - Switching	\$363,127,269.00	\$6,147,993.00	\$2,382,321.00	\$366,892,941.00
Total Operator Systems (2220)				
Central Office - Transmission				
Radio Systems (2231)	\$770,904.00	\$0.00	\$0.00	\$770,904.00
Circuit Equipment (2232)	\$308,865,684.00	\$19,202,815.00	\$2,580,335.00	\$325,488,164.00
Total Central Office Transmission	\$309,636,588.00	\$19,202,815.00	\$2,580,335.00	\$326,259,068.00
Information Origination Termination				
Station Apparatus (2311)	\$798,977.00	\$110,504.00	\$330,389.00	\$579,092.00
Customer Premise Wire (2321)				
Large PBX (2341)	\$1,027.00	\$0.00	\$0.00	\$1,027.00
Public Telephone Terminal Equipment (2351)	\$77,603.00	\$5,802.00	\$1,914.00	\$81,491.00
Other Terminal Equipment (2362)	\$8,686,935.00	\$0.00	\$0.00	\$8,686,935.00
Total Information Origin Termination	\$9,564,542.00	\$116,306.00	\$332,303.00	\$9,348,545.00
Cable and Wire Facilities Assets				
Poles (2411)	\$100,260,718.00	\$3,346,238.00	\$1,249,519.00	\$102,357,437.00
Aerial Cable (2421)	\$496,198,038.00	\$17,033,320.00	\$6,444,876.00	\$506,786,482.00
Underground Cable (2422)	\$58,827,129.00	\$1,150,172.00	\$448,393.00	\$59,528,908.00
Buried Cable (2423)	\$162,960,353.00	\$7,025,291.00	\$1,554,227.00	\$168,425,584.00
Submarine and Deep Sea Cable (2424)			(\$5,833.00)	
Intrabuilding Network Cable (2426)	\$590,977.00	\$0.00	\$2,779.00	\$588,198.00

5022700 Windstream Kentucky East, LLC 01/01/2005 - 12/31/2005

Balance Sheet Accounts - Sched III Page 2-4 (Ref Page: 2)

	Payable	Assets	Liabilities	Equity
Aerial Wire (2431)	\$4,747,567.00	\$0.00	\$0.00	\$4,747,567.00
Conduit Systems (2441)	\$25,003,714.00	\$14,428.00	\$6,437.00	\$25,011,705.00
Total Cable and Wire Facilities Assets	\$848,588,496.00	\$28,569,449.00	\$9,706,231.00	\$867,445,881.00
Amortizable Assets				
Amortizable Tangible Assets (2680)				
Capital Leases (2681)				
Leasehold Improvements (2682)	\$4,472,001.00	\$0.00	\$0.00	\$4,472,001.00
Total Amortizable Assets	\$4,472,001.00	\$0.00	\$0.00	\$4,472,001.00
Intangibles (2690)				
Total Tele. Plant in Service 2001	\$1,653,652,178.00	\$60,205,341.00	\$16,326,348.00	\$1,697,452,137.00

5022700 Windstream Kentucky East, LLC 01/01/2005 - 12/31/2005

Balance Sheet Accounts - Sched III Page 5a (Ref Page: 4)

	Amount
Depreciation and Amortization	
Accumulated Depreciation (3100)	
Accumulated Depreciations - Held for Future Telecom. Use (3200)	\$1,401,699,636.00
Accumulated Depreciation - Nonoperating (3300)	
Accumulated Amortization - Capitalized Leases (3410)	
Total Depreciation and Amortization	\$1,401,699,636.00
Net Telephone Plant	\$315,626,755.00
Total Assets	\$770,043,842.00

5022700 Windstream Kentucky East, LLC 01/01/2005 - 12/31/2005
 Balance Sheet Accounts - Sched III Pages 5-6 (Ref Page: 5)

Current Liabilities	
Current Accounts and Notes Payable (4000)	\$11,098,697.00
Customer's Deposits (4040)	\$27,997,233.00
Income Taxes - Accrued (4070)	
Other Taxes - Accrued (4080)	\$1,603,761.00
Net Current Deferred Operating Income Taxes (4100)	
Net Current Deferred Nonoperating Income Taxes (4110)	
Other Current Liabilities (4130)	
Total Current Liabilities	\$4,498,407.00
Long Term Debt and Funded Debt (4200)	\$45,198,098.00
Other Liabilities and Deferred Credits	
Other Long Term Liabilities and Deferred Credits (4300)	
Unamortized Operating Investment Tax Credits - Net (4320)	\$7,544,989.00
Unamortized Nonoperating Investment Tax Credits - Net (4330)	
Net Noncurrent Deferred Operating Income Taxes (4340)	
Net Deferred Tax Liability Adjustments (4341)	\$174,013,824.00
Net Noncurrent Deferred Nonoperating Income Taxes (4350)	\$10,799,489.00
Deferred Tax Regulatory Liability (4361)	
Other Jurisdictional Liabilities/Deferred Credits - Net (4370)	
Total Other Liabilities and Deferred Credits	\$192,358,302.00
Capital Stock (4510)	
Additional Paid-In Capital (4520)	\$524,171,654.00
Treasury Stock (4530)	
Other Capital (4540)	
Retained Earnings (4550)	\$8,315,788.00
Total Stockholders' Equity	\$532,487,442.00
Total Liabilities and Stockholder's Equity	\$770,043,842.00

5022700 Windstream Kentucky East, LLC 01/01/2005 - 12/31/2005
Balance Sheet Accts - Retained Earnings Sched III pg 5 (Ref Page: 6)

Retained Earnings (Beg of Yr)	
Net Income	\$3,605,832.00
Dividends Declared	\$24,292,203.00
Capital Credit Relations	
Miscellaneous Debits*	(\$19,582,247.00)
Miscellaneous Credits*	
Retained Earnings (End of Year)	\$8,315,788.00

* Explain any individual item over \$10,000

5022700 Windstream Kentucky East, LLC 01/01/2005 - 12/31/2005

Investments in Affiliated Companies - Sched IV Company names (Ref Page: 1)



Associate the name of each company to be entered on Sched. IV with the appropriate column (a - j)

Column b

Column c

Column d

Column e

Column f

Column g

Column h

Column i

Column j

Note:
None

5022700 Windstream Kentucky East, LLC 01/01/2005 - 12/31/2005

Investments in Affiliated Companies Sched IV (Ref Page: 1)



All Company

Names must be affiliated with a Column on the previous schedule

Other NonCurrent Assets (1410)

Equity method

Beginning Balance

Investments

Earnings

(Losses)

Subtotal (1410)

Cash and

Equivalents (1120)

Beginning Balance

Gross Dr.

Gross (Cr)

Subtotal (1120)

Receivables (1170)

Beginning Balance

Gross Dr.

Gross (Cr)

Subtotal (1170)

Total Affiliated Companies

5022700 Windstream Kentucky East, LLC 01/01/2005 - 12/31/2005

Investments in Non-Affiliated Companies - Sched V Company names (Ref Page: 1)

Associate the name of each company to be entered on Sched. IV with the appropriate column (a - j)

Column b

Other Noncurrent

Column c

Cash and Equivalents

Column d

Access Providers & Telecom Customers

Column e

Column f

Column g

Column h

Column i

Column j

5022700 Windstream Kentucky East, LLC 01/01/2005 - 12/31/2005
 Investments in Non Affiliated Companies Sched IV (Ref Page: 1)



All Company
 Names must be
 affiliated with a
 Column on the
 previous schedule
 Other NonCurrent
 Assets (1410)
 Equity method

Beginning Balance	\$18,062,573.00	\$0.00	\$0.00	\$0.00	\$0.00	\$0.00	\$0.00	\$0.00	\$0.00	\$0.00	\$0.00	\$0.00
Investments												
Earnings	\$34,165.00	\$0.00	\$0.00	\$0.00	\$0.00	\$0.00	\$0.00	\$0.00	\$0.00	\$0.00	\$0.00	\$0.00
(Losses)												
Subtotal (1410)	\$18,096,738.00	\$0.00	\$0.00	\$0.00	\$0.00	\$0.00	\$0.00	\$0.00	\$0.00	\$0.00	\$0.00	\$0.00
Cash and Equivalents (1120)												
Beginning Balance	\$0.00	\$297,319,742.00	\$0.00	\$0.00	\$0.00	\$0.00	\$0.00	\$0.00	\$0.00	\$0.00	\$0.00	\$0.00
Gross Dr.	\$0.00	\$865,560,024.00	\$0.00	\$0.00	\$0.00	\$0.00	\$0.00	\$0.00	\$0.00	\$0.00	\$0.00	\$0.00
Gross (Cr)	\$0.00	\$767,381,307.00	\$0.00	\$0.00	\$0.00	\$0.00	\$0.00	\$0.00	\$0.00	\$0.00	\$0.00	\$0.00
Subtotal (1120)	\$0.00	\$395,498,459.00	\$0.00	\$0.00	\$0.00	\$0.00	\$0.00	\$0.00	\$0.00	\$0.00	\$0.00	\$0.00
Receivables (1170)												
Beginning Balance	\$0.00	\$47,919,887.00	\$0.00	\$0.00	\$0.00	\$0.00	\$0.00	\$0.00	\$0.00	\$0.00	\$0.00	\$0.00
Gross Dr.	\$0.00	\$572,966,386.00	\$0.00	\$0.00	\$0.00	\$0.00	\$0.00	\$0.00	\$0.00	\$0.00	\$0.00	\$0.00
Gross (Cr)	\$0.00	\$579,317,589.00	\$0.00	\$0.00	\$0.00	\$0.00	\$0.00	\$0.00	\$0.00	\$0.00	\$0.00	\$0.00
Subtotal (1170)	\$0.00	\$0.00	\$0.00	\$0.00	\$0.00	\$0.00	\$0.00	\$0.00	\$0.00	\$0.00	\$0.00	\$0.00
Total Affiliated Companies	\$18,096,738.00	\$395,498,459.00	\$41,568,684.00	\$0.00	\$0.00	\$0.00	\$0.00	\$0.00	\$0.00	\$0.00	\$0.00	\$0.00

5022700 Windstream Kentucky East, LLC 01/01/2005 - 12/31/2005

Income Statement Accounts - Sched VI pg 1 (Ref Page: 1)

	Amount (\$)
Local Network Service	
Basic Area Revenue (5001)	\$123,661,679.00
Private Line Revenue (5040)	\$2,252,166.00
Other Basic Area Revenue (5060)	\$52,070,860.00
Total Local Network Service Revenues	\$177,984,705.00
Network Access Service Revenues	
End User Revenue (5081)	
Switched Access Revenue (5182)	\$39,847,245.00
Special Access Revenue (5083)	\$64,832,821.00
Total Network Access Revenue	\$69,435,157.00
Long Distance Message Revenue (5100)	\$174,115,223.00
Miscellaneous Revenue (5200)	\$8,702,011.00
Directory Revenue (5230)	\$5,691,904.00
Non-Regulated Operating Revenue (5280)	\$1,803,878.00
Uncollectible Revenue (5300)	\$35,685,452.00
TOTAL OPERATING REVENUE	\$4,041,684.00
	\$399,941,489.00

5022700 Windstream Kentucky East, LLC 01/01/2005 - 12/31/2005

Income Statement - Operating Exp - Plant Specific - Sched VI pg 2 (Ref Page: 2)

Plant Specific Operation Expense	
Motor Vehicle Expense (6112)	\$2,965,653.00
Aircraft Expense (6113)	\$131,485.00
Tools and Other Work Equipment Expense (6114)	\$263,423.00
Total Network Support Expenses	\$3,360,561.00
Land and Building Expense (6121)	\$6,925,597.00
Furniture and Artworks Expense (6122)	\$108,471.00
Office Equipment Expense (6123)	\$1,183,229.00
General Purpose Computers Expense (6124)	\$7,921,980.00
Total Support Expense	\$16,139,277.00
Non-Digital Switching Expense (6211)	\$2,214,474.00
Digital Electronic Expense (6212)	\$10,813,205.00
Total Central Off. Switch. Exp	\$13,027,679.00
Operator System Expense (6220)	\$8,917.00
Radio System Expense (6231)	\$6,507,035.00
Circuit Equipment Expense (6232)	\$6,515,952.00
Total Central Off. Trans. Exp.	\$10,810,476.00
Station Apparatus Expense (6311)	
Large PBX Expense (6341)	
Public Tele. Terminal Equipment (6351)	
Other Terminal Equipment Expense (6362)	\$5,152.00
Total Info. Org. Term. Equip	
Poles Expense (6411)	\$10,815,628.00
Aerial Cable Expense (6421)	\$4,225,703.00
Underground Cable Expense (6422)	\$20,318,303.00
Buried Cable Expense (6423)	\$882,933.00
Submarine and Deep Sea Cable (6424)	\$3,782,123.00
	\$604.00

5022700 Windstream Kentucky East, LLC 01/01/2005 - 12/31/2005

Income Statement - Operating Exp - Plant Specific - Sched VI pg 2 (Ref Page: 2)

Intrabuilding Network Cable Expense (6426)	
Aerial Wire Expense (6431)	\$37,094.00
Conduit Systems Expense (6441)	\$144,308.00
Total Cable and Wire Expense	\$29,391,068.00
Total Plant Spc. Expense	\$79,250,165.00

5022700 Windstream Kentucky East, LLC 01/01/2005 - 12/31/2005

Income Statement - Operating Exp - Plant NonSpecific - Sched VI pg 3 (Ref Page: 3)

Plant NonSpecific Operating Expense	
Plant held for future Telephone use (6511)	
Provisioning Expense (6512)	
Total other PPE Expense	(\$482,359.00)
Power Expense (6531)	(\$482,359.00)
Network Administration Expense (6532)	\$323.00
Testing Expense (6533)	\$3,401,829.00
Plant Operations Administration Expense (6534)	\$5,561,200.00
Engineering Expense (6535)	\$4,053,544.00
Total Network Ops Expense	\$4,182,769.00
Access Expense (6540)	\$17,199,665.00
Depreciation Expense - Telecomm Plant in Service (6561)	\$10,756,219.00
Depreciation Expense - Property Held for Future Telecom Use (6562)	\$137,518,349.00
Amortization - Tangible (6563)	
Amortization - Intangible (6564)	
Amortization - Other	\$0.00
Total Depreciation and Amortization Exp	
Total Plant NonSpecific Expense	\$137,518,349.00
Customer Operations Expense	\$164,991,874.00
Product Management and Sales (6611)	
Product Advertising (6613)	\$7,228,552.00
Total Marketing Expense	\$2,980,615.00
Call Completion Services (6621)	\$10,209,167.00
Number Services (6622)	\$267,843.00
Customer Services (6623)	\$3,021,390.00
Total Services Expense	\$15,884,492.00
General and Administrative (6720)	\$19,173,725.00
	\$26,131,751.00

5022700 Windstream Kentucky East, LLC 01/01/2005 - 12/31/2005

Income Statement - Operating Exp - Plant NonSpecific - Sched VI pg 3 (Ref Page: 3)

Provision for Uncollectible Notes Receivable (6790)

Total Corp. Oper. Expense

Net Operating Revenue

\$26,131,751.00

\$100,184,807.00

5022700 Windstream Kentucky East, LLC 01/01/2005 - 12/31/2005
 Income Statement - Operating Exp - Sched VI pg 4 (Ref Page: 7)

	Amount
Other Operating Income and Expense (7100)	
Operating Taxes	
Operating Investment Tax Credits Net (7210)	
Operating Federal Income Taxes (7220)	
Operating State and Local Income Taxes (7230)	(\$2,014,893.00)
Operating Other Taxes (7240)	\$3,573,767.00
Provision for Deferred Operating Income Tax - Net (7250)	\$12,314,234.00
Total Operating Taxes	\$28,453,462.00
Nonoperating Income and Expense (7300)	\$42,326,570.00
Nonoperating Taxes (7400)	(\$47,599,753.00)
Interest and Related Items (7500)	(\$14,083,927.00)
Extraordinary Items (7600)	\$50,208.00
Jurisdictional Differences and NonRegulated Income	
Income Effect of Jurisdictional Differences - Net (7910)	
Nonregulated Net Income (7990)	
Net Income	\$24,292,203.00

5022700 Windstream Kentucky East, LLC 01/01/2005 - 12/31/2005

Total Number of Employees - Sched VI (Ref Page: 4)



Total Number of Employees at End of Year

Number of Full-Time Employees

Number of Part-Time Employees

688

683

5

6133811X joet usf bn !L f ow dl zIFbt u!MMD!120!20116! !23020116

UpubrfDpn qf ot bujpo! !T di f e!WJ)Sf gQbhf ;!5*



Bin pypu

%01-666-255/11

UpubrfDpn qf ot bujpo!psu f !Zf bs

6133811X joet usf bn iL f ow dl zIFbt u!MVD!120!208116!..!2304208116

Bddf t t !Mjof t !joITf swjdf lcz!Uf di opmhzIT di fe!WU!Sf gQbhf !!2*

UPUBM	L f oundl z	212	525	4-463	591- 19	2-335	98	45-382	493
		212	525	4-463	591- 19	2-335	98	45-382	493
		212	525	4-463	591- 19	2-335	98	45-382	493

6133811X joet usf bn !L f ow dl zIFbt u!MVD!1201208116! !2304208116

Bddf t t !Mof t !jo!Tf swjdf !cz!Dvt upn f s!T di f e!W!!!Sf gQbhf ;!!2*

LPUBM	L fowdl z	23:-2:3	1	2-5:5	452-858	1	48-63	621-496
		23:-2:3	1	2-5:5	452-858	1	48-63	621-496

Opuf ;

Ui f ijodsf bt f !jolopo.t.x.judi f e!jroft t !jt !evf !up!u f !Dpn qboz@ !di bohf !joltzt !f n On f u pelpgef !f sn jojhlu f !ovn cf spgQs!w!b!f !jroft !dpvout !evs!oh!3116/

6133811X joet usf bn !L f ow dl z!Fbt u!MWD!1201208116!12304208116

Uf rñqj pof !Dbrm!T di f e.l.Y!)Sf gQbhf ;!!2*

UPUBM	L f ow dl z	27: -614-988	3: 5: 4: -938	94: -486: 27	66-954-519	27: -595-674	461-894-346	2-119-971-58:
1		27: -614-988	3: 5: 4: -938	94: -486: 27	66-954-519	27: -595-674	461-894-346	2-119-971-58:
1		27: -614-988	3: 5: 4: -938	94: -486: 27	66-954-519	27: -595-674	461-894-346	2-119-971-58:

Opuf ;
+! .l.bgøn byjpolvobwbjrtcrñ

24. Please provide copies of each Report of Gross Operating Revenues Derived from Intra-Kentucky Business filed with the Commission for the years ending 2005, 2006, 2007, and 2008.

RESPONSES: This question exceeds a reasonable number of discovery production requests that should be allowed under law. Without waiving the foregoing objections, Windstream West and Windstream East provide the following:

- (a) Windstream West 2005 - See Confidential Exhibit VZ#24KWest2005.
- (b) Windstream West 2006 - See Confidential Exhibit VZ#24KWest2006.
- (c) Windstream West 2007 - See Confidential Exhibit VZ#24KWest2007.
- (d) Windstream West 2008 - See Confidential Exhibit VZ#24KWest2008.
- (e) Windstream East 2005 - See Confidential Exhibit VZ#24KEast2005.
- (f) Windstream East 2006 - See Confidential Exhibit VZ#24KEast2006.
- (g) Windstream East 2007 - See Confidential Exhibit VZ#24KEast2007.
- (h) Windstream East 2008 - See Confidential Exhibit VZ#24KEast2008.

Windstream East / Windstream West Respondent: Cesar Caballero

Exhibit
VZ #24 KWest 2005
Redacted

Exhibit
VZ #24 KWest 2005
Exhibit Redacted in its Entirety

Exhibit
VZ #24 KWest 2006
Redacted

Exhibit
VZ #24 KWest 2006
Exhibit Redacted in its Entirety

Exhibit
VZ #24 KWest 2007
Redacted

Exhibit
VZ #24 KWest 2007
Exhibit Redacted in its Entirety

Exhibit
VZ #24 KWest 2008
Redacted

Exhibit
VZ #24 KWest 2008
Exhibit Redacted in its Entirety

Exhibit
VZ #24 KEast 2005
Redacted

Exhibit
VZ #24 KEast 2005
Exhibit Redacted in its Entirety

Exhibit
VZ #24 KEast 2006
Redacted

Exhibit
VZ #24 KEast 2006
Exhibit Redacted in its Entirety

Exhibit
VZ #24 KEast 2007
Redacted

Exhibit
VZ #24 KEast 2007
Exhibit Redacted in its Entirety

Exhibit
VZ #24 KEast 2008
Redacted

Exhibit
VZ #24 KEast 2008
Exhibit Redacted in its Entirety

25. Does Windstream plan to file a cost study to try to justify its intrastate switched access rates in this proceeding?

RESPONSES: This question is irrelevant to the relief requested in Verizon's Complaint and further in excess of a reasonable number of discovery questions that should be allowed under law. It further improperly seeks information pertaining to legal strategy. Without waiving the foregoing objections, Windstream West and Windstream East state as follows:

- (a) Windstream West - Windstream West has made no such decision at this time and further states that it does not have the burden of proof in this proceeding to "justify" its intrastate switched access rates which are tariffed rates on file with the Commission.
- (b) Windstream East - Windstream East has made no such decision at this time and further states that it does not have the burden of proof in this proceeding to "justify" its intrastate switched access rates which are tariffed rates on file with the Commission and which rates were adopted from Verizon's ILEC affiliate which was Windstream East's predecessor.

Answer prepared by counsel for Windstream East / Windstream West

26. Please produce any cost studies or drafts thereof performed or partially performed in the past six years that relate to (i) costs for basic local exchange service to end users in Kentucky, (ii) costs associated with performing end office switching, tandem switching, or transport functions, and (iii) any other costs that you contend are relevant to the subject matter of this proceeding.

RESPONSE: This question is overly broad and burdensome, irrelevant particularly with respect to (i) as to the matters set forth in Verizon's Complaint, and exceeds a reasonable number of discovery production requests that should be allowed under law. Without waiving the foregoing, Windstream East and Windstream West refer to partially confidential Exhibit VZ#26 (unredacted version provided in disk format).

Windstream East / Windstream West Respondent: Cesar Caballero

27. Please provide financial statements, balance sheets, and income statements for the past five years for Windstream's Kentucky operations.

RESPONSES: This question exceeds a reasonable number of discovery production requests that should be allowed under law. Without waiving the foregoing, Windstream East and Windstream West state the following:

- (a) Windstream West 2009 - Refer Confidential Exhibit VZ#27KWest2009.
- (b) Windstream West 2008 - Refer Confidential Exhibit VZ#27KWest2008.
- (c) Windstream West 2007 - Refer Confidential Exhibit VZ#27KWest2007.
- (d) Windstream West 2006 - Refer Confidential Exhibit VZ#27KWest2006.
- (e) Windstream West 2005 - Refer Confidential Exhibit VZ#27KWest2005.
- (f) Windstream East 2009 - Refer Confidential Exhibit VZ#27KEast2009.
- (g) Windstream East 2008 - Refer Confidential Exhibit VZ#27KEast2008.
- (h) Windstream East 2007 - Refer Confidential Exhibit VZ#27KEast2007.
- (i) Windstream East 2006 - Refer Confidential Exhibit VZ#27KEast2006.
- (j) Windstream East 2005 - Refer Confidential Exhibit VZ#27KEast2005.

Windstream East / Windstream West Respondent: Cesar Caballero

Exhibit
VZ #27 KWest 2009

Exhibit
VZ #27 KWest 2009
Exhibit Redacted in its Entirety

Exhibit
VZ #27 KWest 2008

Exhibit
VZ #27 KWest 2008
Exhibit Redacted in its Entirety

Exhibit
VZ #27 KWest 2007

Exhibit
VZ #27 KWest 2007
Exhibit Redacted in its Entirety

Exhibit
VZ #27 KWest 2006

Exhibit
VZ #27 KWest 2006
Exhibit Redacted in its Entirety

Exhibit
VZ #27 KWest 2005

Exhibit
VZ #27 KWest 2005
Exhibit Redacted in its Entirety

Exhibit
VZ #27 KEast 2009

Exhibit
VZ #27 KEast 2009
Exhibit Redacted in its Entirety

Exhibit
VZ #27 KEast 2008

Exhibit
VZ #27 KEast 2008
Exhibit Redacted in its Entirety

Exhibit
VZ #27 KEast 2007

Exhibit
VZ #27 KEast 2007
Exhibit Redacted in its Entirety

Exhibit
VZ #27 KEast 2006

Exhibit
VZ #27 KEast 2006
Exhibit Redacted in its Entirety

Exhibit
VZ #27 KEast 2005

Exhibit
VZ #27 KEast 2005
Exhibit Redacted in its Entirety

28. Separately for each of the past five years and for each Windstream company, please state Windstream's return on equity for its Kentucky operations.

RESPONSES: This question is irrelevant and in excess of a reasonable number of discovery questions that should be allowed under law. Without waiving the foregoing, Windstream East and Windstream West state the following:

- (a) Windstream West 2009 - This information is not available for the reason that Windstream West is an alternatively regulated carrier.
- (b) Windstream West 2008 - This information is not available for the reason that Windstream West is an alternatively regulated carrier.
- (c) Windstream West 2007 - This information is not available for the reason that Windstream West is an alternatively regulated carrier.
- (d) Windstream West 2006 - This information is not available for the reason that Windstream West is an alternatively regulated carrier.
- (e) Windstream West 2005 - This information is not available for the reason that Windstream West is an alternatively regulated carrier.
- (f) Windstream East 2009 - This information is not available for the reason that Windstream East is an alternatively regulated carrier.
- (g) Windstream East 2008 - This information is not available for the reason that Windstream East is an alternatively regulated carrier.
- (h) Windstream East 2007 - This information is not available for the reason that Windstream East is an alternatively regulated carrier.
- (i) Windstream East 2006 - This information is not available for the reason that Windstream East is an alternatively regulated carrier.
- (j) Windstream East 2005 - This information is not available.

Windstream East / Windstream West Respondent: Cesar Caballero

29. Does Windstream agree that its intrastate switched access rates exceed its costs of providing intrastate switched access service? If your answer is anything but an unconditional yes, please provide support for your answer, including documents sufficient to show that your intrastate switched access rates do not exceed your intrastate switched access costs.

RESPONSES: This question is in excess of a reasonable number of discovery questions and production requests that should be allowed under law. Without waiving the foregoing objections, Windstream East and Windstream West state as follows:

- (a) Windstream West - Windstream West does not have information showing whether, and therefore cannot unequivocally state that, its intrastate switched access rates exceed its costs but agrees, as Verizon is well aware, that switched access rates in general have included implicit subsidies to ensure customers in high-cost areas continue to have a access to quality telecommunications services at affordable prices. Windstream West can state that removal of implicit subsidies without any replacement mechanism would negatively affect Windstream West's ability to provide comparable services at affordable prices to customers in high-cost areas.
- (b) Windstream East - Windstream East does not have information showing whether, and therefore cannot unequivocally state that, its intrastate switched access rates exceed its costs but agrees, as Verizon is well aware, that switched access rates in general have included implicit subsidies to ensure customers in high-cost areas continue to have a access to quality telecommunications services at affordable prices. Windstream East can state that removal of implicit subsidies without any replacement mechanism would negatively affect Windstream East's ability to provide comparable services at affordable prices to customers in high-cost areas.

Windstream East / Windstream West Respondent: Cesar Caballero

30. Please identify any docket or proceeding at the Federal Communications Commission since 2000 in which Windstream has advocated the use of a forward-looking economic cost study for setting access rates.

RESPONSE: This question seeks information publicly available to Verizon that Verizon may obtain through independent research and is in excess of a reasonable number of discovery questions that should be allowed under law. Without waiving the foregoing, Windstream East and Windstream West state that they are unaware of any such docket or proceeding.

Windstream East / Windstream West Respondent: Cesar Caballero

31. Please provide all documents, including but not limited to, cost studies, cost analyses, and cost methodologies, that relate to Windstream's costs of providing switched access services which have not been produced in response to any other data requests from Verizon in this proceeding.

RESPONSE: This question exceeds a reasonable number of discovery production requests that should be allowed under law. Without waiving the foregoing, Windstream East and Windstream West state that they are not aware of any other responsive documents other than those produced in Response to No. 26.

Windstream East / Windstream West Respondent: Cesar Caballero

32. Please provide all documents comparing Windstream's intrastate switched access rates to BellSouth's intrastate switched access rates in Kentucky.

RESPONSE: This question exceeds a reasonable number of discovery production requests that should be allowed under law. Without waiving the foregoing, Windstream East and Windstream West refer to Exhibit VZ#32RatesCompare.

Windstream East / Windstream West Respondent: Cesar Caballero

Exhibit
VZ #32
Kentucky East And Kentucky West

33. Does Windstream provide interexchange services to customers in any location in Kentucky where Windstream is not an incumbent provider of local service?

RESPONSES: This question is in excess of a reasonable number of discovery questions that should be allowed under law. Without waiving the foregoing, Windstream East and Windstream West state as follows:

(a) Windstream West - No.

(b) Windstream East - No.

Windstream East / Windstream West Respondent: Cesar Caballero

34. Please provide each Automated Reporting Management Information System (“ARMIS”) report filed with the Federal Communications Commission for the years 2007, 2007, and 2008.

RESPONSES: This question exceeds a reasonable number of discovery production requests that should be allowed under law and otherwise seeks publicly available information. Without waiving the foregoing, Windstream East and Windstream West state as follows:

- (a) Windstream West 2007 - Verizon may obtain the requested report at <http://fjallfoss.fcc.gov/eafs7/PresetMenu.cfm>.
- (b) Windstream West 2008 - Verizon may obtain the requested report at <http://fjallfoss.fcc.gov/eafs7/PresetMenu.cfm>.
- (c) Windstream East 2007 - Verizon may obtain the requested report at <http://fjallfoss.fcc.gov/eafs7/PresetMenu.cfm>.
- (d) Windstream East 2008 - Verizon may obtain the requested report at
- (e) <http://fjallfoss.fcc.gov/eafs7/PresetMenu.cfm>.

Windstream East / Windstream West Respondent: Cesar Caballero

35. For the years 2006, 2007, 2008, and 2009 (as available), provide each: (a) Form 499A and Form 499Q filed with the Federal Communications Commission; (b) any reports or surveys filed with the Kentucky Public Service Commission.

RESPONSES: This question is overly broad and exceeds a reasonable number of discovery production requests that should be allowed under law. Without waiving the foregoing, Windstream East and Windstream West provide as follows:

- (a) Windstream West 499A - 2006 - See Confidential Exhibit VZ#35KWest499A2006.
- (b) Windstream West 499Q - 2006 - See Confidential Exhibit VZ#35KWest499Q2006.
- (c) Windstream West 499A - 2007 - See Confidential Exhibit VZ#35KWest499A2007.
- (d) Windstream West 499Q - 2007 - See Confidential Exhibit VZ#35KWest499Q2007.
- (e) Windstream West 499A - 2008 - See Confidential Exhibit VZ#35KWest499A2008.
- (f) Windstream West 499Q - 2008 - See Confidential Exhibit VZ#35KWest499Q2008.
- (g) Windstream West 499Q - 2009 - See Confidential Exhibit VZ#35KWest499Q2009.
- (h) Windstream West other reports - See Responses to Nos. 23 and 24.
- (i) Windstream East 499A - 2006 - See Confidential Exhibit VZ#35KEast499A2006.
- (j) Windstream East 499Q - 2006 - See Confidential Exhibit VZ#35KEast499Q2006.
- (k) Windstream East 499A - 2007 - See Confidential Exhibit VZ#35KEast499A2007.
- (l) Windstream East 499Q - 2007 - See Confidential Exhibit VZ#35KEast499Q2007.
- (m) Windstream East 499A - 2008 - See Confidential Exhibit VZ#35KEast499A2008.
- (n) Windstream East 499Q - 2008 - See Confidential Exhibit VZ#35KEast499Q2008.
- (o) Windstream East 499Q - 2009 - See Confidential Exhibit VZ#35KEast499Q2009.
- (p) Windstream East other reports - See Responses to Nos. 23 and 24.

Windstream East and Windstream West note that the reports being provided are granted the utmost confidential treatment by the FCC, and they are being produced here only on the specific condition that the parties to this instant proceeding likewise treat them with the maximum confidential protection. They may not be released beyond this proceeding or disclosed in any public manner without prior written consent of Windstream West and Windstream West. They may not be used for any purpose other than for the matters set forth in this proceeding and may not be used for any competitive purpose by any party to this proceeding. Further, they should be provided internally by the parties only to those representatives participating or testifying in this proceeding and for no other purpose.

Windstream East / Windstream West Respondent: Cesar Caballero

Exhibit
VZ # 35
Redacted

**Exhibit
VZ #35
Kentucky East
Exhibit
Redacted in its Entirety**

**Exhibit
VZ #35
Kentucky West
Exhibit
Redacted in its Entirety**

36. When were Windstream's existing intrastate access rates established?

RESPONSES: This question is in excess of a reasonable number of discovery questions that should be allowed under law. Without waiving the foregoing objections:

36(a) Windstream West states that its intrastate switched access rates were established in approximately 1999.

36(b) Windstream East states that its rates became effective in 2002 when it adopted the tariffed rates of its Verizon ILEC predecessor.

Windstream East / Windstream West Respondent: Cesar Caballero

37. Please provide a copy of any response to any discovery request that you provide to any other party in this proceeding.

RESPONSE: This question exceeds a reasonable number of discovery production requests that should be allowed under law. Without waiving the foregoing, Windstream East and Windstream West state that they anticipate filing service copies of all responses on all parties to this proceeding which enter into an appropriate nondisclosure agreement and, therefore, are not providing a duplicate set of those service copies to Verizon in response to this question.

Answer prepared by counsel for Windstream East / Windstream West

38. Please identify each person Windstream expects to call as a witness in the hearing in this proceeding and summarize the expected testimony of each.

RESPONSE: This question seeks an unfair strategic advantage as to testimony and further is in excess of a reasonable number of discovery questions that should be allowed under law. Without waiving the foregoing objections, Windstream East and Windstream West state that they have made no final decisions yet regarding the items requested above.

Answer prepared by counsel for Windstream East / Windstream West


39. Please provide all documents relating to or constituting any exhibit Windstream intends to use for any purpose at the hearing in this proceeding.

RESPONSE: This question exceeds a reasonable number of discovery production requests that should be allowed under law. Without waiving the foregoing objections, Windstream East and Windstream West state that they have not yet identified such documents.

Answer prepared by counsel for Windstream East / Windstream West

Date: March 5, 2010

Respectfully submitted,



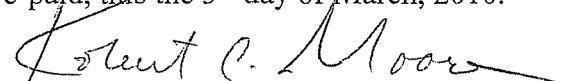
Robert C. Moore
HAZELRIGG & COX, LLP
415 West Main Street, 1st Floor
P. O. Box 676
Frankfort, Kentucky 40602-0676
(502) 227-2271

And

Kimberly K. Bennett
Windstream Communications
4001 Rodney Parham Road
Little Rock, AR 72212-2442

CERTIFICATE OF SERVICE

I hereby certify that a true and correct copy of Windstream's Responses and Objections to Verizon's First Requests for Information to Windstream has been served upon Douglas F. Brent and C. Kent Hatfield, Stoll, Keenon Ogden, PLLC, 2000 PNC Plaza, 500 West Jefferson Street, Louisville, Kentucky 40202, Dulaney L. O'Roark III, Vice President and General Counsel - Southern Region, Verizon, 5055 North Point Parkway, Alpharetta, Georgia 30022, John N. Hughes, 124 West Todd Street, Frankfort, Kentucky, 40601, and Mary K. Keyer, General Counsel/AT & T Kentucky, 601 West Chestnut Street, Room 407, Louisville, Kentucky, 40203, by placing same in the U.S. Mail, postage pre-paid, this the 5th day of March, 2010.



Robert C. Moore