



□TGY331-90
12/06/05

* * * C / S L O D E S T A R (REL. 8.2.128) *

INDIVIDUAL CUSTOMER STATISTICS REPORT
RATIO ANALYSIS FOR RESIDENTIAL SAMPLE KENT
PERIOD COVERED: 05/01/05-00:00:00 - 05/31/05-

CUSTOMER ID (CHANNEL(S))	PERIOD	STRM FX FL
KYRESS2140049801Y96 (1)	ENTIRE	2 --
	TIME USE 1	
	TIME USE 2	
	SUP PK 1	
	SUP PK 2	
	SUP PK 3	
	SUP PK 4	
	21400498	092269979

KYRESS2330010001Y96 (1)	ENTIRE	2 --
	TIME USE 1	
	TIME USE 2	
	SUP PK 1	
	SUP PK 2	
	SUP PK 3	
	SUP PK 4	
	23300100	090781043

□TGY331-90
12/06/05

* * * C / S L O D E S T A R (REL. 8.2.128) *

INDIVIDUAL CUSTOMER STATISTICS REPORT
RATIO ANALYSIS FOR RESIDENTIAL SAMPLE KENT

PERIOD COVERED: 05/01/05-00:00:00 - 05/31/05-

CUSTOMER ID
(CHANNEL(S))

PERIOD STRTM
FX FL

KYRESS2510013101Y96
(1)

ENTIRE 1 --

TIME USE 1

TIME USE 2

SUP PK 1

SUP PK 2

SUP PK 3

SUP PK 4



25100131

090781028

KYRESS2520082901Y96
(1)

ENTIRE 2 --

TIME USE 1

TIME USE 2

SUP PK 1

SUP PK 2

SUP PK 3

SUP PK 4



25200829

092269962

TGY331-90
12/06/05

*** C / S L O D E S T A R (REL. 8.2.128) *

INDIVIDUAL CUSTOMER STATISTICS REPORT
RATIO ANALYSIS FOR RESIDENTIAL SAMPLE KENT
PERIOD COVERED: 05/01/05-00:00:00 - 05/31/05-

CUSTOMER ID

STRTM

(CHANNEL(S))

PERIOD FX FL

KYRESS2690040601Y96
(1)

ENTIRE 2 --

TIME USE 1

TIME USE 2

SUP PK 1

SUP PK 2

SUP PK 3

SUP PK 4



26900406

090780790

KYRESS2830012901Y96
(1)

ENTIRE 1 --

TIME USE 1

TIME USE 2

SUP PK 1

SUP PK 2

SUP PK 3

SUP PK 4



28300129

090780040

TGY331-90
12/06/05

*** C / S L O D E S T A R (REL. 8.2.128) *

INDIVIDUAL CUSTOMER STATISTICS REPORT
RATIO ANALYSIS FOR RESIDENTIAL SAMPLE KENT
PERIOD COVERED: 05/01/05-00:00:00 - 05/31/05-

CUSTOMER ID
(CHANNEL(S))

PERIOD STRTM
FX FL

KYRESS3140016201Y96

ENTIRE 2 --

(1)

TIME USE 1

TIME USE 2

SUP PK 1

SUP PK 2

SUP PK 3

SUP PK 4



31400162

089549639

KYRESS3210016201Y96
(1)

ENTIRE 1 --

TIME USE 1

TIME USE 2

SUP PK 1

SUP PK 2

SUP PK 3

SUP PK 4



32100162

04884566

□TGY331-90
12/06/05

.....
* * * C / S L O D E S T A R (REL. 8.2.128) *

INDIVIDUAL CUSTOMER STATISTICS REPORT
RATIO ANALYSIS FOR RESIDENTIAL SAMPLE KENT
PERIOD COVERED: 05/01/05-00:00:00 - 05/31/05-

CUSTOMER ID
(CHANNEL(S))

PERIOD STRTM
FX FL

KYRESS3390034401Y96
(1)

ENTIRE 3 --

TIME USE 1

TIME USE 2

SUP PK 1

SUP PK 2

SUP PK 3

SUP PK 4



33900344

090780204

KYRESS3430025301Y96
(1)

ENTIRE 3 --

TIME USE 1

TIME USE 2

SUP PK 1

SUP PK 2

SUP PK 3

SUP PK 4



34300253

092269985

□TG Y331-90
12/06/05

.....
* * * C / S L O D E S T A R (REL. 8.2.128) *

INDIVIDUAL CUSTOMER STATISTICS REPORT
RATIO ANALYSIS FOR RESIDENTIAL SAMPLE KENT
PERIOD COVERED: 05/01/05-00:00:00 - 05/31/05-

CUSTOMER ID
(CHANNEL(S))

STRTM
PERIOD FX FL

==> KYRESS3510065602Y05
(1)

ENTIRE 2 --

TIME USE 1

TIME USE 2

.....
KYRESS3630065601Y96

ENTIRE 2 --

(1)

TIME USE 1

TIME USE 2

SUP PK 1

SUP PK 2

SUP PK 3

SUP PK 4



36300656

090780851

□TGY331-90
12/06/05

.....
* * * C / S L O D E S T A R (REL. 8.2.128) *

INDIVIDUAL CUSTOMER STATISTICS REPORT
RATIO ANALYSIS FOR RESIDENTIAL SAMPLE KENT
PERIOD COVERED: 05/01/05-00:00:00 - 05/31/05-

CUSTOMER ID
(CHANNEL(S))

PERIOD STRTM
FX FL

KYRESS3730082501Y96
(1)

ENTIRE 3 --

TIME USE 1

TIME USE 2

SUP PK 1

SUP PK 2

SUP PK 3

SUP PK 4



37300825

092269673

KYRESS3780019501Y05
(1)

.....
ENTIRE 1 --

TIME USE 1

TIME USE 2

SUP PK 1

SUP PK 2

SUP PK 3

SUP PK 4



37800195

06816837

TGY331-90
12/06/05

*** C / S L O D E S T A R (REL. 8.2.128) *

INDIVIDUAL CUSTOMER STATISTICS REPORT
RATIO ANALYSIS FOR RESIDENTIAL SAMPLE KENT
PERIOD COVERED: 05/01/05-00:00:00 - 05/31/05-

CUSTOMER ID
(CHANNEL(S))

PERIOD STRTM
FX FL

==> KYRESS3860077202Y05
(1)

ENTIRE 2 --

TIME USE 1

TIME USE 2

KYRESS3880065601Y96
(1)

ENTIRE 2 --

TIME USE 1

TIME USE 2

SUP PK 1

SUP PK 2

SUP PK 3

SUP PK 4



38800656

092269988

TGY331-90
12/06/05

*** C / S L O D E S T A R (REL. 8.2.128) *

SUP PK 2

SUP PK 3

SUP PK 4



40000622

092269662

KYRESS4010028401Y96
(1)

ENTIRE 3 --

TIME USE 1

TIME USE 2

SUP PK 1

SUP PK 2

SUP PK 3

SUP PK 4



40100284

092270067

□TGY331-90
12/06/05

* * * C / S L O D E S T A R (REL. 8.2.128) *

INDIVIDUAL CUSTOMER STATISTICS REPORT
RATIO ANALYSIS FOR RESIDENTIAL SAMPLE KENT
PERIOD COVERED: 05/01/05-00:00:00 - 05/31/05-

CUSTOMER ID
(CHANNEL(S))

PERIOD STRTM
FX FL

KYRESS4020074101Y96
(1)

ENTIRE 3 --

TIME USE 1

TIME USE 2

SUP PK 1

SUP PK 2

SUP PK 3

SUP PK 4



40200741

092269987

KYRESS4050062101Y96
(1)

ENTIRE 3 --

TIME USE 1

TIME USE 2

SUP PK 1

SUP PK 2

SUP PK 3

SUP PK 4



40500621

090780030

□TGY331-90
12/06/05

.....
* * * C / S L O D E S T A R (REL. 8.2.128) *

INDIVIDUAL CUSTOMER STATISTICS REPORT
RATIO ANALYSIS FOR RESIDENTIAL SAMPLE KENT
PERIOD COVERED: 05/01/05-00:00:00 - 05/31/05-

CUSTOMER ID
(CHANNEL(S))

STRM
PERIOD FX FL

KYRESS4210022101Y96
(1)

ENTIRE 2 --

TIME USE 1

TIME USE 2

SUP PK 1

SUP PK 2

SUP PK 3

SUP PK 4



42100221

04884553

KYRESS4260031401Y96
(1)

ENTIRE 2 --

TIME USE 1

TIME USE 2

SUP PK 1

SUP PK 2

SUP PK 3

SUP PK 4



42600314

090780214

TGY331-90
12/06/05

*** C / S L O D E S T A R (REL. 8.2.128) *

INDIVIDUAL CUSTOMER STATISTICS REPORT
RATIO ANALYSIS FOR RESIDENTIAL SAMPLE KENT
PERIOD COVERED: 05/01/05-00:00:00 - 05/31/05-

CUSTOMER ID
(CHANNEL(S))

PERIOD STRIM
FX FL

KYRESS4320065601Y96
(1)

ENTIRE 3 --

TIME USE 1

TIME USE 2

SUP PK 1

SUP PK 2

SUP PK 3

SUP PK 4



56

090780770

KYRESS4380025001Y96
(1)

ENTIRE 2 --

TIME USE 1

TIME USE 2

SUP PK 1

SUP PK 2

SUP PK 3

SUP PK 4



43800250

092270108

□TGY331-90
12/06/05

.....
* * * C / S L O D E S T A R (REL. 8.2.128) *

INDIVIDUAL CUSTOMER STATISTICS REPORT
RATIO ANALYSIS FOR RESIDENTIAL SAMPLE KENT
PERIOD COVERED: 05/01/05-00:00:00 - 05/31/05-

CUSTOMER ID
(CHANNEL(S))

PERIOD STRM
FX FL

KYRESS4390082301Y96
(1)

ENTIRE 3 --

TIME USE 1

TIME USE 2

SUP PK 1

SUP PK 2

SUP PK 3

SUP PK 4



43900823

092270613

KYRESS4400022001Y96
(1)

ENTIRE 2 --

TIME USE 1

TIME USE 2

SUP PK 1

SUP PK 2

SUP PK 3

SUP PK 4



44000220

090780777

TGY331-90
12/06/05

.....
* * * C / S L O D E S T A R (REL. 8.2.128) *

INDIVIDUAL CUSTOMER STATISTICS REPORT
RATIO ANALYSIS FOR RESIDENTIAL SAMPLE KENT
PERIOD COVERED: 05/01/05-00:00:00 - 05/31/05-

CUSTOMER ID
(CHANNEL(S))

PERIOD STRTM
FX FL

KYRESS4450074901Y96
(1)

ENTIRE 2 --

TIME USE 1

TIME USE 2

SUP PK 1

SUP PK 2

SUP PK 3

SUP PK 4



44500749

092270087

KYRESS4470046801Y96
(1)

ENTIRE 3 --

TIME USE 1

TIME USE 2

SUP PK 1

SUP PK 2

SUP PK 3

SUP PK 4

[REDACTED] 44700468

04883313

TGY331-90
12/06/05

.....
* * * C / S L O D E S T A R (REL. 8.2.128) *

INDIVIDUAL CUSTOMER STATISTICS REPORT
RATIO ANALYSIS FOR RESIDENTIAL SAMPLE KENT
PERIOD COVERED: 05/01/05-00:00:00 - 05/31/05-

CUSTOMER ID
(CHANNEL(S))

PERIOD STRTM
FX FL

KYRESS4500065601Y96
(1)

ENTIRE 2 --

TIME USE 1

TIME USE 2

SUP PK 1

SUP PK 2

SUP PK 3

SUP PK 4

[REDACTED] 45000656

04883293

==> KYRESS4590040502Y05
(1)

ENTIRE 2 --

TIME USE 1

TIME USE 2

TGY331-90
12/06/05

.....
* * * C / S L O D E S T A R (REL. 8.2.128) *

INDIVIDUAL CUSTOMER STATISTICS REPORT
RATIO ANALYSIS FOR RESIDENTIAL SAMPLE KENT

PERIOD COVERED: 05/01/05-00:00:00 - 05/31/05-

CUSTOMER ID
(CHANNEL(S))

PERIOD STRTM
 FX FL

KYRESS4610010001Y96
(1)

ENTIRE 1 --

TIME USE 1

TIME USE 2

SUP PK 1

SUP PK 2

SUP PK 3

SUP PK 4



46100100

092270091

KYRESS4690031401Y96
(1)

ENTIRE 2 --

TIME USE 1


TIME USE 2

SUP PK 1

SUP PK 2

SUP PK 3

SUP PK 4



46900314

090780201

TGY331-90
12/06/05

***** C / S L O D E S T A R (REL. 8.2.128) *

INDIVIDUAL CUSTOMER STATISTICS REPORT
RATIO ANALYSIS FOR RESIDENTIAL SAMPLE KENT
PERIOD COVERED: 05/01/05-00:00:00 - 05/31/05-

CUSTOMER ID

STRTM

(CHANNEL(S))

PERIOD FX FL

KYRESS4800022301Y96
(1)

ENTIRE 1 --

TIME USE 1

TIME USE 2

SUP PK 1

SUP PK 2

SUP PK 3

SUP PK 4



48000223

092269971

KYRESS4890031201Y96
(1)

ENTIRE 2 --

TIME USE 1

TIME USE 2

SUP PK 1

SUP PK 2

SUP PK 3

SUP PK 4



48900312

090780193

TGY331-90
12/06/05

*** C / S L O D E S T A R (REL. 8.2.128) *

INDIVIDUAL CUSTOMER STATISTICS REPORT
RATIO ANALYSIS FOR RESIDENTIAL SAMPLE KENT
PERIOD COVERED: 05/01/05-00:00:00 - 05/31/05-

CUSTOMER ID
(CHANNEL(S))

PERIOD STRIM
FX FL

KYRESS4980043401Y96

ENTIRE 3 --

(1)

TIME USE 1

TIME USE 2

SUP PK 1

SUP PK 2

SUP PK 3

SUP PK 4



49800434

092269983

KYRESS5000075301Y96

(1)

ENTIRE 3 --

TIME USE 1

TIME USE 2

SUP PK 1

SUP PK 2

SUP PK 3

SUP PK 4



50000753

090781036

□TGY331-90
12/06/05

.....
* * * C / S L O D E S T A R (REL. 8.2.128) *

INDIVIDUAL CUSTOMER STATISTICS REPORT
RATIO ANALYSIS FOR RESIDENTIAL SAMPLE KENT
PERIOD COVERED: 05/01/05-00:00:00 - 05/31/05-

CUSTOMER ID
(CHANNEL(S))

STRTM
PERIOD FX FL

KYRESS5060037501Y96
(1)

ENTIRE 3 --

TIME USE 1

TIME USE 2

SUP PK 1

SUP PK 2

SUP PK 3

SUP PK 4



50600375

04883341

KYRESS5350046801Y96
(1)

ENTIRE 3 --

TIME USE 1

TIME USE 2

SUP PK 1

SUP PK 2

SUP PK 3

SUP PK 4



53500468

090780850

TGY331-90
12/06/05

* * * C / S L O D E S T A R (REL. 8.2.128) *

INDIVIDUAL CUSTOMER STATISTICS REPORT
RATIO ANALYSIS FOR RESIDENTIAL SAMPLE KENT
PERIOD COVERED: 05/01/05-00:00:00 - 05/31/05-

CUSTOMER ID
(CHANNEL(S))

PERIOD STRTM
FX FL

KYRESS5370046801Y96
(1)

ENTIRE 3 --

TIME USE 1

TIME USE 2

SUP PK 1

SUP PK 2

SUP PK 3

SUP PK 4



53700468

090781056

KYRESS5470086601Y96
(1)

ENTIRE 1 --

TIME USE 1

TIME USE 2

SUP PK 1

SUP PK 2

SUP PK 3

SUP PK 4



54700866

092269970

TGY331-90
12/06/05

*** C / S L O D E S T A R (REL. 8.2.128) *

INDIVIDUAL CUSTOMER STATISTICS REPORT
RATIO ANALYSIS FOR RESIDENTIAL SAMPLE KENT
PERIOD COVERED: 05/01/05-00:00:00 - 05/31/05-

CUSTOMER ID
(CHANNEL(S))

PERIOD STRTM
FX FL

KYRESS5480043401Y96
(1)

ENTIRE 3 --

TIME USE 1

TIME USE 2

SUP PK 1

SUP PK 2

SUP PK 3

SUP PK 4



54800434

091376522

KYRESS5520013101Y96
(1)

ENTIRE 2 --

TIME USE 1

TIME USE 2

SUP PK 1

SUP PK 2

SUP PK 3

SUP PK 4



55200131

092269966

□TGY331-90
12/06/05

.....
* * * C / S L O D E S T A R (REL. 8.2.128) *

INDIVIDUAL CUSTOMER STATISTICS REPORT
RATIO ANALYSIS FOR RESIDENTIAL SAMPLE KENT
PERIOD COVERED: 05/01/05-00:00:00 - 05/31/05-

CUSTOMER ID
(CHANNEL(S))

STRIM
PERIOD FX FL

KYRESS5550031401Y05
(1)

ENTIRE 1 --

TIME USE 1

TIME USE 2

SUP PK 1

SUP PK 2

SUP PK 3

SUP PK 4



55500314

06816818

KYRESS5710006601Y96
(1)

ENTIRE 2 --

TIME USE 1

TIME USE 2

SUP PK 1

SUP PK 2

SUP PK 3

SUP PK 4



57100066

090780048

□TGY331-90
12/06/05

.....
* * * C / S L O D E S T A R (REL. 8.2.128) *

INDIVIDUAL CUSTOMER STATISTICS REPORT
RATIO ANALYSIS FOR RESIDENTIAL SAMPLE KENT
PERIOD COVERED: 05/01/05-00:00:00 - 05/31/05-

CUSTOMER ID
(CHANNEL(S))

PERIOD STRTM
FX FL

KYRESS5840050101Y96
(1)

ENTIRE 3 --

TIME USE 1

TIME USE 2

SUP PK 1

SUP PK 2

SUP PK 3

SUP PK 4



58400501

04884549

KYRESS5870200801Y96
(1)

ENTIRE 2 --

TIME USE 1

TIME USE 2

SUP PK 1

SUP PK 2

SUP PK 3

SUP PK 4

58702008

092269992

□TGY331-90
12/06/05

.....
* * * C / S L O D E S T A R (REL. 8.2.128) *

INDIVIDUAL CUSTOMER STATISTICS REPORT
RATIO ANALYSIS FOR RESIDENTIAL SAMPLE KENT
PERIOD COVERED: 05/01/05-00:00:00 - 05/31/05-

CUSTOMER ID
(CHANNEL(S))

PERIOD STRTM
FX FL

KYRESS6040013101Y96
(1)

ENTIRE 3 --

TIME USE 1

TIME USE 2

SUP PK 1

SUP PK 2

SUP PK 3

SUP PK 4

60400131

092270106

KYRESS6280016001Y96
(1)

ENTIRE 1 --

TIME USE 1

TIME USE 2

SUP PK 1

SUP PK 2

SUP PK 3

SUP PK 4



62800160

092269991

□TGY331-90
12/06/05

.....
* * * C / S L O D E S T A R (REL. 8.2.128) *

INDIVIDUAL CUSTOMER STATISTICS REPORT
RATIO ANALYSIS FOR RESIDENTIAL SAMPLE KENT
PERIOD COVERED: 05/01/05-00:00:00 - 05/31/05-

CUSTOMER ID
(CHANNEL(S))

STRTM
PERIOD FX FL

KYRESS6300080601Y96
(1)

ENTIRE 3 --

TIME USE 1

TIME USE 2

SUP PK 1

SUP PK 2

SUP PK 3

SUP PK 4



63000806

091376512

KYRESS6470077001Y96
(1)

.....
ENTIRE 3 --

TIME USE 1

TIME USE 2

SUP PK 1

SUP PK 2

SUP PK 3

SUP PK 4



64700770

04883270

TGY331-90
12/06/05

.....
* * * C / S L O D E S T A R (REL. 8.2.128) *

INDIVIDUAL CUSTOMER STATISTICS REPORT
RATIO ANALYSIS FOR RESIDENTIAL SAMPLE KENT
PERIOD COVERED: 05/01/05-00:00:00 - 05/31/05-

CUSTOMER ID
(CHANNEL(S))

PERIOD STRTM
FX FL

KYRESS6540034601Y96
(1)

ENTIRE 1 --

TIME USE 1

TIME USE 2

SUP PK 1

SUP PK 2

SUP PK 3

SUP PK 4



65400346

090780033

KYRESS6700088901Y96
(1)

ENTIRE 3 --

TIME USE 1

TIME USE 2

SUP PK 1

SUP PK 2

SUP PK 3

SUP PK 4

[REDACTED] 67000889

092270065

□TGY331-90
12/06/05

.....
* * * C / S L O D E S T A R (REL. 8.2.128) *

INDIVIDUAL CUSTOMER STATISTICS REPORT
RATIO ANALYSIS FOR RESIDENTIAL SAMPLE KENT
PERIOD COVERED: 05/01/05-00:00:00 - 05/31/05-

CUSTOMER ID
(CHANNEL(S))

PERIOD STRIM
FX FL

KYRESS6930037601Y05
(1)

ENTIRE 1 --

TIME USE 1

TIME USE 2

SUP PK 1

SUP PK 2

SUP PK 3

SUP PK 4

[REDACTED] 69300376

06816835

KYRESS6930083901Y96
(1)

.....
ENTIRE 2 --

TIME USE 1

TIME USE 2

SUP PK 1

SUP PK 2

SUP PK 3

SUP PK 4



69300839

090781029

TGY331-90
12/06/05

.....
* * * C / S L O D E S T A R (REL. 8.2.128) *

INDIVIDUAL CUSTOMER STATISTICS REPORT
RATIO ANALYSIS FOR RESIDENTIAL SAMPLE KENT
PERIOD COVERED: 05/01/05-00:00:00 - 05/31/05-

CUSTOMER ID
(CHANNEL(S))

PERIOD STRIM
FX FL

KYRESS6970016301Y96
(1)

ENTIRE 3 --

TIME USE 1

TIME USE 2

SUP PK 1

SUP PK 2

SUP PK 3

SUP PK 4



69700163

090780211

KYRESS6970200001Y96
(1)

.....
ENTIRE 3 --

TIME USE 1

TIME USE 2

SUP PK 1

SUP PK 2

SUP PK 3

SUP PK 4



69702000

092270601

□TGY331-90
12/06/05

.....
* * * C / S L O D E S T A R (REL. 8.2.128) *

INDIVIDUAL CUSTOMER STATISTICS REPORT
RATIO ANALYSIS FOR RESIDENTIAL SAMPLE KENT
PERIOD COVERED: 05/01/05-00:00:00 - 05/31/05-

CUSTOMER ID
(CHANNEL(S))

PERIOD STRTM
FX FL

KYRESS7190037302Y05
(1)

ENTIRE 2 --

TIME USE 1

TIME USE 2

SUP PK 1

SUP PK 2

SUP PK 3

SUP PK 4



71900373

06816838

==> KYRESS7200040602Y05
(1)

ENTIRE 2 --

TIME USE 1

TIME USE 2

□TGY331-90
12/06/05

.....
* * * C / S L O D E S T A R (REL. 8.2.128) *

INDIVIDUAL CUSTOMER STATISTICS REPORT
RATIO ANALYSIS FOR RESIDENTIAL SAMPLE KENT
PERIOD COVERED: 05/01/05-00:00:00 - 05/31/05-

CUSTOMER ID
(CHANNEL(S))

PERIOD STRTM
FX FL

KYRESS7420049801Y96
(1)

ENTIRE 3 --

TIME USE 1

TIME USE 2

SUP PK 1

SUP PK 2

SUP PK 3

SUP PK 4



74200498

092270066

KYRESS7480043501Y96
(1)

ENTIRE 1 --

TIME USE 1

TIME USE 2

SUP PK 1

SUP PK 2

SUP PK 3

SUP PK 4



74800435

04883342

□ TGY331-90
12/06/05

* * * C / S L O D E S T A R (REL. 8.2.128) *

INDIVIDUAL CUSTOMER STATISTICS REPORT
RATIO ANALYSIS FOR RESIDENTIAL SAMPLE KENT
PERIOD COVERED: 05/01/05-00:00:00 - 05/31/05-

CUSTOMER ID
(CHANNEL(S))

STRM
PERIOD FX FL

==> KYRESS7510214801Y05
(1)

ENTIRE 1 --

TIME USE 1

TIME USE 2

KYRESS7580081401Y96
(1)

ENTIRE 2 --

TIME USE 1

TIME USE 2

SUP PK 1

SUP PK 2

SUP PK 3

SUP PK 4



75800814

092269974

□TGY331-90
12/06/05

.....
* * * C / S L O D E S T A R (REL. 8.2.128) *

INDIVIDUAL CUSTOMER STATISTICS REPORT
RATIO ANALYSIS FOR RESIDENTIAL SAMPLE KENT
PERIOD COVERED: 05/01/05-00:00:00 - 05/31/05-

CUSTOMER ID
(CHANNEL(S))

PERIOD STRTM
FX FL

KYRESS7630080001Y96
(1)

ENTIRE 1 --

TIME USE 1

TIME USE 2

SUP PK 1

SUP PK 2

SUP PK 3

SUP PK 4



76300800

090780202

==> KYRESS7670062202Y05
(1)

ENTIRE 2 --

TIME USE 1

TIME USE 2

□TGY331-90
12/06/05

.....
* * * C / S L O D E S T A R (REL. 8.2.128) *

INDIVIDUAL CUSTOMER STATISTICS REPORT
RATIO ANALYSIS FOR RESIDENTIAL SAMPLE KENT
PERIOD COVERED: 05/01/05-00:00:00 - 05/31/05-

CUSTOMER ID
(CHANNEL(S))

PERIOD STRTM
FX FL

KYRESS7720050101Y96
(1)

ENTIRE 2 --

TIME USE 1


TIME USE 2

SUP PK 1

SUP PK 2

SUP PK 3

SUP PK 4

 77200501

092270089

==> KYRESS7780065501Y05
(1)

ENTIRE 1 --

TIME USE 1

TIME USE 2

□TGY331-90
12/06/05

.....
* * * C / S L O D E S T A R (REL. 8.2.128) *

INDIVIDUAL CUSTOMER STATISTICS REPORT
RATIO ANALYSIS FOR RESIDENTIAL SAMPLE KENT
PERIOD COVERED: 05/01/05-00:00:00 - 05/31/05-

CUSTOMER ID
(CHANNEL(S))

PERIOD STRTM
FX FL

KYRESS7810012901Y96
(1)

ENTIRE 2 --

TIME USE 1

TIME USE 2

SUP PK 1

SUP PK 2

SUP PK 3

SUP PK 4



78100129

091376548

KYRESS7890019001Y96
(1)

ENTIRE 1 --

TIME USE 1

TIME USE 2

SUP PK 1

SUP PK 2

SUP PK 3

SUP PK 4



78900190

090780047

TGY331-90
12/06/05

*** C / S L O D E S T A R (REL. 8.2.128) *

INDIVIDUAL CUSTOMER STATISTICS REPORT
RATIO ANALYSIS FOR RESIDENTIAL SAMPLE KENT
PERIOD COVERED: 05/01/05-00:00:00 - 05/31/05-

CUSTOMER ID
(CHANNEL(S))


PERIOD STRTM
FX FL

==> KYRESS7890212501Y05
(1)

ENTIRE 1 --

TIME USE 1

TIME USE 2



KYRESS7920062201Y96

ENTIRE 3 --

(1)

TIME USE 1

TIME USE 2

SUP PK 1

SUP PK 2

SUP PK 3

SUP PK 4



79200622

090781192

□TGY331-90
12/06/05

.....
* * * C / S L O D E S T A R (REL. 8.2.128) *

INDIVIDUAL CUSTOMER STATISTICS REPORT
RATIO ANALYSIS FOR RESIDENTIAL SAMPLE KENT
PERIOD COVERED: 05/01/05-00:00:00 - 05/31/05-

CUSTOMER ID
(CHANNEL(S))

PERIOD STRTM
FX FL

KYRESS8090016001Y96
(1)

ENTIRE 1 --

TIME USE 1

TIME USE 2

SUP PK 1

SUP PK 2

SUP PK 3

SUP PK 4



80900160

092269977

KYRESS8130006501Y96
(1)

ENTIRE 1 --

TIME USE 1

TIME USE 2

SUP PK 1

SUP PK 2

SUP PK 3

SUP PK 4



81300065

091376560

TGY331-90
12/06/05

.....
* * * C / S L O D E S T A R (REL. 8.2.128) *

INDIVIDUAL CUSTOMER STATISTICS REPORT
RATIO ANALYSIS FOR RESIDENTIAL SAMPLE KENT
PERIOD COVERED: 05/01/05-00:00:00 - 05/31/05-

CUSTOMER ID
(CHANNEL(S))

PERIOD STRTM
FX FL

==> KYRESS8210019402Y05
(1)

ENTIRE 2 --

TIME USE 1

TIME USE 2

.....

KYRESS8260081701Y96
(1)

ENTIRE 2 --

TIME USE 1

TIME USE 2

SUP PK 1

SUP PK 2

SUP PK 3

SUP PK 4



82600817

092269666

TGY331-90
12/06/05

.....
* * * C / S L O D E S T A R (REL. 8.2.128) *

INDIVIDUAL CUSTOMER STATISTICS REPORT
 RATIO ANALYSIS FOR RESIDENTIAL SAMPLE KENT
 PERIOD COVERED: 05/01/05-00:00:00 - 05/31/05-

CUSTOMER ID (CHANNEL(S))	PERIOD	STRM FX FL
-----------------------------	--------	---------------

KYRESS8300075101Y96 (1)	ENTIRE	3 --
----------------------------	--------	------

TIME USE 1

TIME USE 2

SUP PK 1

SUP PK 2

SUP PK 3

SUP PK 4



83000751

090781050

KYRESS8320016201Y05 (1)	ENTIRE	1 --
----------------------------	--------	------

TIME USE 1

TIME USE 2

SUP PK 1

SUP PK 2

SUP PK 3

SUP PK 4



83200162

06816815

□ TGY331-90
 12/06/05

*** C / S L O D E S T A R (REL. 8.2.128) *

INDIVIDUAL CUSTOMER STATISTICS REPORT
 RATIO ANALYSIS FOR RESIDENTIAL SAMPLE KENT
 PERIOD COVERED: 05/01/05-00:00:00 - 05/31/05-

CUSTOMER ID
(CHANNEL(S))

PERIOD STRTM
FX FL

KYRESS8320043701Y96
(1)

ENTIRE 2 --

TIME USE 1

TIME USE 2

SUP PK 1

SUP PK 2

SUP PK 3

SUP PK 4



83200437

090780727

==> KYRESS8360079302Y05
(1)

ENTIRE 2 --

TIME USE 1

TIME USE 2

□TGY331-90
12/06/05

.....
* * * C / S L O D E S T A R (REL. 8.2.128) *

INDIVIDUAL CUSTOMER STATISTICS REPORT
RATIO ANALYSIS FOR RESIDENTIAL SAMPLE KENT
PERIOD COVERED: 05/01/05-00:00:00 - 05/31/05-

CUSTOMER ID
(CHANNEL(S))

PERIOD STRTM
FX FL

KYRESS8370010101Y96
(1)

ENTIRE 1 --

TIME USE 1

TIME USE 2

SUP PK 1

SUP PK 2

SUP PK 3

SUP PK 4



83700101

090780863

KYRESS8530075101Y96
(1)

ENTIRE 3 --

TIME USE 1

TIME USE 2

SUP PK 1

SUP PK 2

SUP PK 3

SUP PK 4



85300751

092269981

□TGY331-90
12/06/05

.....
* * * C / S L O D E S T A R (REL. 8.2.128) *

INDIVIDUAL CUSTOMER STATISTICS REPORT
RATIO ANALYSIS FOR RESIDENTIAL SAMPLE KENT
PERIOD COVERED: 05/01/05-00:00:00 - 05/31/05-

CUSTOMER ID
(CHANNEL(S))

PERIOD STRTM
FX FL

KYRESS8640022301Y96
(1)

ENTIRE 2 --

TIME USE 1

TIME USE 2

SUP PK 1

SUP PK 2

SUP PK 3

SUP PK 4



86400223

092269373

KYRESS8650212701Y01
(1)

ENTIRE 2 --

TIME USE 1

TIME USE 2

SUP PK 1

SUP PK 2

SUP PK 3

SUP PK 4



86502127

04855778

□TGY331-90
12/06/05

.....
* * * C / S L O D E S T A R (REL. 8.2.128) *

INDIVIDUAL CUSTOMER STATISTICS REPORT
RATIO ANALYSIS FOR RESIDENTIAL SAMPLE KENT
PERIOD COVERED: 05/01/05-00:00:00 - 05/31/05-

CUSTOMER ID
(CHANNEL(S))

STRM
PERIOD FX FL

KYRESS8660037601Y96
(1)

ENTIRE 3 --

TIME USE 1

TIME USE 2

SUP PK 1

SUP PK 2

SUP PK 3

SUP PK 4



86600376

091376564

KYRESS8720073801Y96
(1)

ENTIRE 3 --

TIME USE 1

TIME USE 2

SUP PK 1

SUP PK 2

SUP PK 3

SUP PK 4



87200738

090780044

□TGY331-90
12/06/05

.....
* * * C / S L O D E S T A R (REL. 8.2.128) *

INDIVIDUAL CUSTOMER STATISTICS REPORT
RATIO ANALYSIS FOR RESIDENTIAL SAMPLE KENT
PERIOD COVERED: 05/01/05-00:00:00 - 05/31/05-

CUSTOMER ID
(CHANNEL(S))

PERIOD STRTM
FX FL

KYRESS8780019501Y96
(1)

ENTIRE 2 --

TIME USE 1

TIME USE 2

SUP PK 1

SUP PK 2

SUP PK 3

SUP PK 4



87800195

089549656

KYRESS8780074401Y96
(1)

ENTIRE 2 --

TIME USE 1

TIME USE 2

SUP PK 1

SUP PK 2

SUP PK 3

SUP PK 4



87800744

04883274

□TGY331-90
12/06/05

.....
* * * C / S L O D E S T A R (REL. 8.2.128) *

INDIVIDUAL CUSTOMER STATISTICS REPORT
RATIO ANALYSIS FOR RESIDENTIAL SAMPLE KENT
PERIOD COVERED: 05/01/05-00:00:00 - 05/31/05-

CUSTOMER ID
(CHANNEL(S))

PERIOD STRTM
FX FL

KYRESS8840010201Y96
(1)

ENTIRE 3 --

TIME USE 1

TIME USE 2

SUP PK 1

SUP PK 2

SUP PK 3

SUP PK 4



88400102

091376510

KYRESS8860004001Y96
(1)

ENTIRE 3 --

TIME USE 1

TIME USE 2

SUP PK 1

SUP PK 2

SUP PK 3

SUP PK 4



88600040

091376505

□TGY331-90
12/06/05

.....
* * * C / S L O D E S T A R (REL. 8.2.128) *

INDIVIDUAL CUSTOMER STATISTICS REPORT
RATIO ANALYSIS FOR RESIDENTIAL SAMPLE KENT
PERIOD COVERED: 05/01/05-00:00:00 - 05/31/05-

CUSTOMER ID
(CHANNEL(S))

PERIOD STRTM
FX FL

KYRESS8910083301Y96
(1)

ENTIRE 2 --

TIME USE 1

TIME USE 2

SUP PK 1

SUP PK 2

SUP PK 3

SUP PK 4



89100833

092270602

KYRESS8920028401Y96
(1)

ENTIRE 3 --

TIME USE 1

TIME USE 2

SUP PK 1

SUP PK 2

SUP PK 3

SUP PK 4

89200284

092263180

TGY331-90
12/06/05

.....
* * * C / S L O D E S T A R (REL. 8.2.128) *

INDIVIDUAL CUSTOMER STATISTICS REPORT
RATIO ANALYSIS FOR RESIDENTIAL SAMPLE KENT
PERIOD COVERED: 05/01/05-00:00:00 - 05/31/05-

CUSTOMER ID
(CHANNEL(S))

PERIOD STRTM
FX FL

==> KYRESS8920043601Y96
(1)

ENTIRE 1 --

TIME USE 1

TIME USE 2

.....
KYRESS8950037601Y96
(1)

ENTIRE 2 --

TIME USE 1

TIME USE 2

SUP PK 1

SUP PK 2

SUP PK 3

SUP PK 4

89500376

092269957

TGY331-90
12/06/05

.....
* * * C / S L O D E S T A R (REL. 8.2.128) *

INDIVIDUAL CUSTOMER STATISTICS REPORT
RATIO ANALYSIS FOR RESIDENTIAL SAMPLE KENT
PERIOD COVERED: 05/01/05-00:00:00 - 05/31/05-

CUSTOMER ID

STRTM

(CHANNEL(S))

PERIOD FX FL

KYRESS8980040401Y96

ENTIRE 2 --

(1)

TIME USE 1

TIME USE 2

SUP PK 1

SUP PK 2

SUP PK 3

SUP PK 4



89800404

090780738

KYRESS9030025201Y96

ENTIRE 2 --

(1)

TIME USE 1

TIME USE 2

SUP PK 1

SUP PK 2

SUP PK 3

SUP PK 4



90300252

04855930

TGY331-90
12/06/05

*** C / S L O D E S T A R (REL. 8.2.128) *

INDIVIDUAL CUSTOMER STATISTICS REPORT
RATIO ANALYSIS FOR RESIDENTIAL SAMPLE KENT
PERIOD COVERED: 05/01/05-00:00:00 - 05/31/05-

CUSTOMER ID
(CHANNEL(S))

PERIOD STRTM
FX FL

KYRESS9090062201Y96

ENTIRE 2 --

(1)

TIME USE 1

TIME USE 2

SUP PK 1

SUP PK 2

SUP PK 3

SUP PK 4



90900622

090781049

KYRESS9290065601Y96
(1)

ENTIRE 2 --

TIME USE 1

TIME USE 2

SUP PK 1

SUP PK 2

SUP PK 3

SUP PK 4



92900656

092269676

TGY331-90
12/06/05

*** C / S L O D E S T A R (REL. 8.2.128) *

INDIVIDUAL CUSTOMER STATISTICS REPORT
RATIO ANALYSIS FOR RESIDENTIAL SAMPLE KENT
PERIOD COVERED: 05/01/05-00:00:00 - 05/31/05-

CUSTOMER ID
(CHANNEL(S))

STRM
PERIOD FX FL

KYRESS9440025301Y96
(1)

ENTIRE 3 --

TIME USE 1

TIME USE 2

SUP PK 1

SUP PK 2

SUP PK 3

SUP PK 4



94000253

092270098

KYRESS9450022301Y96
(1)

ENTIRE 2 --

TIME USE 1

TIME USE 2

SUP PK 1

SUP PK 2

SUP PK 3

SUP PK 4



94500223

090780750

□TGY331-90
12/06/05

* * * C / S L O D E S T A R (REL. 8.2.128) *

INDIVIDUAL CUSTOMER STATISTICS REPORT
RATIO ANALYSIS FOR RESIDENTIAL SAMPLE KENT
PERIOD COVERED: 05/01/05-00:00:00 - 05/31/05-

CUSTOMER ID
(CHANNEL(S))

PERIOD STRTM
FX FL

KYRESS9520003701Y96
(1)

ENTIRE 2 --

TIME USE 1

TIME USE 2

SUP PK 1

SUP PK 2

SUP PK 3

SUP PK 4



95200037

04855933

KYRESS9560037201Y96
(1)

ENTIRE 2 --

TIME USE 1

TIME USE 2

SUP PK 1

SUP PK 2

SUP PK 3

SUP PK 4



95600372

092269989

□ TGY331-90
12/06/05

.....
* * * C / S L O D E S T A R (REL. 8.2.128) *

INDIVIDUAL CUSTOMER STATISTICS REPORT
RATIO ANALYSIS FOR RESIDENTIAL SAMPLE KENT
PERIOD COVERED: 05/01/05-00:00:00 - 05/31/05-

CUSTOMER ID
(CHANNEL(S))

STRTM
PERIOD FX FL

KYRESS9600065801Y96
(1)

ENTIRE 2 --

TIME USE 1

TIME USE 2

SUP PK 1

SUP PK 2

SUP PK 3

SUP PK 4



96000658

04883345

KYRESS9630079201Y96
(1)

ENTIRE 2 --

TIME USE 1

TIME USE 2

SUP PK 1

SUP PK 2

SUP PK 3

SUP PK 4



96300792

090780755

□TGY331-90
12/06/05

.....
* * * C / S L O D E S T A R (REL. 8.2.128) *

INDIVIDUAL CUSTOMER STATISTICS REPORT
RATIO ANALYSIS FOR RESIDENTIAL SAMPLE KENT
PERIOD COVERED: 05/01/05-00:00:00 - 05/31/05-

CUSTOMER ID
(CHANNEL(S))

STRM
PERIOD FX FL

KYRESS9630083001Y96
(1)

ENTIRE 3 --

TIME USE 1

TIME USE 2

SUP PK 1

SUP PK 2

SUP PK 3

SUP PK 4



96300830

04883315

KYRESS9670068702Y05
(1)

ENTIRE 2 --

TIME USE 1

TIME USE 2

SUP PK 1

SUP PK 2

SUP PK 3

SUP PK 4



96700687

06816836

□TGY331-90
12/06/05

.....
* * * C / S L O D E S T A R (REL. 8.2.128) *

INDIVIDUAL CUSTOMER STATISTICS REPORT
RATIO ANALYSIS FOR RESIDENTIAL SAMPLE KENT
PERIOD COVERED: 05/01/05-00:00:00 - 05/31/05-

CUSTOMER ID
(CHANNEL(S))

STRM
PERIOD FX FL

KYRESS9670073901Y96
(1)

ENTIRE 1 --

TIME USE 1

TIME USE 2

SUP PK 1

SUP PK 2

SUP PK 3

SUP PK 4



96700739

092270110

KYRESS9800056201Y96
(1)

ENTIRE 2 --

TIME USE 1

TIME USE 2

SUP PK 1

SUP PK 2

SUP PK 3

SUP PK 4

98000562

090780297

□ TGY331-90
12/06/05

.....
* * * C / S L O D E S T A R (REL. 8.2.128) *

INDIVIDUAL CUSTOMER STATISTICS REPORT
RATIO ANALYSIS FOR RESIDENTIAL SAMPLE KENT
PERIOD COVERED: 05/01/05-00:00:00 - 05/31/05-

CUSTOMER ID
(CHANNEL(S))

PERIOD STRTM
FX FL

KYRESS9810028401Y96
(1)

ENTIRE 2 --

TIME USE 1

TIME USE 2

SUP PK 1

SUP PK 2

SUP PK 3

SUP PK 4

98100284

092270579

KYRESS9820201501Y96
(1)

.....
ENTIRE 1 --

TIME USE 1

TIME USE 2

SUP PK 1

SUP PK 2

SUP PK 3

SUP PK 4

98202015

04855703

□ TGY331-90
12/06/05

.....
* * * C / S L O D E S T A R (REL. 8.2.128) *

INDIVIDUAL CUSTOMER STATISTICS REPORT
RATIO ANALYSIS FOR RESIDENTIAL SAMPLE KENT
PERIOD COVERED: 05/01/05-00:00:00 - 05/31/05-

CUSTOMER ID
(CHANNEL(S))

PERIOD STRTM
FX FL

KYRESS9850046801Y96
(1)

ENTIRE 2 --

TIME USE 1

TIME USE 2

SUP PK 1

SUP PK 2

SUP PK 3

SUP PK 4

98500468

090780195

KYRESS9890034201Y05
(1)

ENTIRE 1 --

TIME USE 1

TIME USE 2

SUP PK 1

SUP PK 2

SUP PK 3

SUP PK 4



98900342

06816817

□TGY331-90
12/06/05

.....
* * * C / S L O D E S T A R (REL. 8.2.128) *

INDIVIDUAL CUSTOMER STATISTICS REPORT
RATIO ANALYSIS FOR RESIDENTIAL SAMPLE KENT
PERIOD COVERED: 05/01/05-00:00:00 - 05/31/05-

CUSTOMER ID
(CHANNEL(S))

PERIOD STRTM
FX FL

KYRESS9900079901Y96
(1)

ENTIRE 3 --

TIME USE 1

TIME USE 2

SUP PK 1

SUP PK 2

SUP PK 3

SUP PK 4



99000799

04883356

KYRESS9920065601Y96
(1)

.....
ENTIRE 3 --

TIME USE 1

TIME USE 2

SUP PK 1

SUP PK 2

SUP PK 3

SUP PK 4



99200656

090781195

TGY331-90
12/06/05

.....
* * * C / S L O D E S T A R (REL. 8.2.128) *

INDIVIDUAL CUSTOMER STATISTICS REPORT
RATIO ANALYSIS FOR RESIDENTIAL SAMPLE KENT
PERIOD COVERED: 05/01/05-00:00:00 - 05/31/05-

CUSTOMER ID
(CHANNEL(S))

PERIOD STRTM
FX FL

==> KYRESS9950006601Y96
(1)

ENTIRE 2 --

TIME USE 1

TIME USE 2

.....

KYRESS9950072901Y96
(1)

ENTIRE 3 --

TIME USE 1

TIME USE 2

SUP PK 1

SUP PK 2

SUP PK 3

SUP PK 4



99500729

092270610

TGY335-01
12/06/05

.....
* * * C / S L O D E S T A R (REL. 8.2.128) *

RATIO ANALYSIS STATISTICS WRITTEN TO THE ALTERNA
RATIO ANALYSIS FOR RESIDENTIAL SAMPLE KENT

REPORT SIMULATED ID CH START TIME STATISTIC

```

TGY330-03          *** ENTIRE PERIOD DEMANDS (KW)
RSKY6-ENTR-CMEN   0 05/01/05-00:00:00  COMBINED RATIO MEAN KW
RSKY6-ENTR-SECM   0 05/01/05-00:00:00  STD ERR COMBINED RATIO ME
RSKY6-ENTR-CPRE   0 05/01/05-00:00:00  COMBINED RELATIVE PRECISI
RSKY6-ENTR-CRAT   0 05/01/05-00:00:00  COMBINED RATIO
RSKY6-ENTR-SSIZ   0 05/01/05-00:00:00  SAMPLE SIZE

TGY330-08          *** AVERAGE DAY DEMANDS (KW)
RSKY6-AD-CMEN     0 05/01/05-00:00:00  COMBINED RATIO MEAN KW
RSKY6-AD-SECM     0 05/01/05-00:00:00  REL ERR COMBINED RATIO ME
RSKY6-AD-CRAT     0 05/01/05-00:00:00  COMBINED RATIO
RSKY6-AD-SSIZ     0 05/01/05-00:00:00  SAMPLE SIZE

TGY330-09          *** AVERAGE DAY EXCLUDING HOLIDAYS DEMANDS
RSKY6-ADX-CMEN    0 05/01/05-00:00:00  COMBINED RATIO MEAN KW
RSKY6-ADX-SECM    0 05/01/05-00:00:00  REL ERR COMBINED RATIO ME
RSKY6-ADX-CRAT    0 05/01/05-00:00:00  COMBINED RATIO
RSKY6-ADX-SSIZ    0 05/01/05-00:00:00  SAMPLE SIZE

TGY330-10          *** AVERAGE WEEKDAY DEMANDS (KW)
RSKY6-WD-CMEN     0 05/01/05-00:00:00  COMBINED RATIO MEAN KW
RSKY6-WD-SECM     0 05/01/05-00:00:00  REL ERR COMBINED RATIO ME
RSKY6-WD-CRAT     0 05/01/05-00:00:00  COMBINED RATIO
RSKY6-WD-SSIZ     0 05/01/05-00:00:00  SAMPLE SIZE

TGY330-11          *** AVERAGE WEEKDAY EXCLUDING HOLIDAYS DEMA
RSKY6-WDX-CMEN    0 05/01/05-00:00:00  COMBINED RATIO MEAN KW
RSKY6-WDX-SECM    0 05/01/05-00:00:00  REL ERR COMBINED RATIO ME
RSKY6-WDX-CRAT    0 05/01/05-00:00:00  COMBINED RATIO
RSKY6-WDX-SSIZ    0 05/01/05-00:00:00  SAMPLE SIZE

TGY330-12          *** AVERAGE WEEKDAY HOLIDAY DEMANDS (KW)
RSKY6-WDH-CMEN    0 05/01/05-00:00:00  COMBINED RATIO MEAN KW
RSKY6-WDH-SECM    0 05/01/05-00:00:00  REL ERR COMBINED RATIO ME
RSKY6-WDH-CRAT    0 05/01/05-00:00:00  COMBINED RATIO
RSKY6-WDH-SSIZ    0 05/01/05-00:00:00  SAMPLE SIZE

TGY330-13          *** AVERAGE WEEKEND DEMANDS (KW)
RSKY6-WN-CMEN     0 05/01/05-00:00:00  COMBINED RATIO MEAN KW
RSKY6-WN-SECM     0 05/01/05-00:00:00  REL ERR COMBINED RATIO ME
RSKY6-WN-CRAT     0 05/01/05-00:00:00  COMBINED RATIO
RSKY6-WN-SSIZ     0 05/01/05-00:00:00  SAMPLE SIZE

□TGY335-01          * * * C / S L O D E S T A R (REL. 8.2.128) *
12/06/05

RATIO ANALYSIS STATISTICS WRITTEN TO THE ALTERNA
RATIO ANALYSIS FOR RESIDENTIAL SAMPLE KENT

REPORT    SIMULATED ID    CH    START TIME    STATISTIC

TGY330-14          *** AVERAGE WEEKEND EXCLUDING HOLIDAYS DEMA
RSKY6-WNX-CMEN    0 05/01/05-00:00:00  COMBINED RATIO MEAN KW
    
```

RSKY6-WNX-SECM 0 05/01/05-00:00:00 REL ERR COMBINED RATIO ME
 RSKY6-WNX-CRAT 0 05/01/05-00:00:00 COMBINED RATIO
 RSKY6-WNX-SSIZ 0 05/01/05-00:00:00 SAMPLE SIZE

TGY330-16

*** AVERAGE HOLIDAY OR WEEKEND DEMANDS (KW)

RSKY6-HWN-CMEN 0 05/01/05-00:00:00 COMBINED RATIO MEAN KW
 RSKY6-HWN-SECM 0 05/01/05-00:00:00 REL ERR COMBINED RATIO ME
 RSKY6-HWN-CRAT 0 05/01/05-00:00:00 COMBINED RATIO
 RSKY6-HWN-SSIZ 0 05/01/05-00:00:00 SAMPLE SIZE

TGY330-18

*** AVERAGE SUNDAY DEMANDS (KW)

RSKY6-SUN-CMEN 0 05/01/05-00:00:00 COMBINED RATIO MEAN KW
 RSKY6-SUN-SECM 0 05/01/05-00:00:00 REL ERR COMBINED RATIO ME
 RSKY6-SUN-CRAT 0 05/01/05-00:00:00 COMBINED RATIO
 RSKY6-SUN-SSIZ 0 05/01/05-00:00:00 SAMPLE SIZE

TGY330-19

*** AVERAGE MONDAY DEMANDS (KW)

RSKY6-MON-CMEN 0 05/01/05-00:00:00 COMBINED RATIO MEAN KW
 RSKY6-MON-SECM 0 05/01/05-00:00:00 REL ERR COMBINED RATIO ME
 RSKY6-MON-CRAT 0 05/01/05-00:00:00 COMBINED RATIO
 RSKY6-MON-SSIZ 0 05/01/05-00:00:00 SAMPLE SIZE

TGY330-20

*** AVERAGE TUESDAY DEMANDS (KW)

RSKY6-TUE-CMEN 0 05/01/05-00:00:00 COMBINED RATIO MEAN KW
 RSKY6-TUE-SECM 0 05/01/05-00:00:00 REL ERR COMBINED RATIO ME
 RSKY6-TUE-CRAT 0 05/01/05-00:00:00 COMBINED RATIO
 RSKY6-TUE-SSIZ 0 05/01/05-00:00:00 SAMPLE SIZE

TGY330-21

*** AVERAGE WEDNESDAY DEMANDS (KW)

RSKY6-WED-CMEN 0 05/01/05-00:00:00 COMBINED RATIO MEAN KW
 RSKY6-WED-SECM 0 05/01/05-00:00:00 REL ERR COMBINED RATIO ME
 RSKY6-WED-CRAT 0 05/01/05-00:00:00 COMBINED RATIO
 RSKY6-WED-SSIZ 0 05/01/05-00:00:00 SAMPLE SIZE

TGY330-22

*** AVERAGE THURSDAY DEMANDS (KW)

RSKY6-THU-CMEN 0 05/01/05-00:00:00 COMBINED RATIO MEAN KW
 RSKY6-THU-SECM 0 05/01/05-00:00:00 REL ERR COMBINED RATIO ME
 RSKY6-THU-CRAT 0 05/01/05-00:00:00 COMBINED RATIO
 RSKY6-THU-SSIZ 0 05/01/05-00:00:00 SAMPLE SIZE

TGY330-23

*** AVERAGE FRIDAY DEMANDS (KW)

RSKY6-FRI-CMEN 0 05/01/05-00:00:00 COMBINED RATIO MEAN KW
 RSKY6-FRI-SECM 0 05/01/05-00:00:00 REL ERR COMBINED RATIO ME
 RSKY6-FRI-CRAT 0 05/01/05-00:00:00 COMBINED RATIO

□TGY335-01
 12/06/05

* * * C / S L O D E S T A R (REL. 8.2.128) *

RATIO ANALYSIS STATISTICS WRITTEN TO THE ALTERNA
 RATIO ANALYSIS FOR RESIDENTIAL SAMPLE KENT

REPORT	SIMULATED ID	CH	START TIME	STATISTIC
	RSKY6-FRI-SSIZ	0	05/01/05-00:00:00	SAMPLE SIZE

TGY330-24		*** AVERAGE SATURDAY DEMANDS (KW)		
	RSKY6-SAT-CMEN	0	05/01/05-00:00:00	COMBINED RATIO MEAN KW
	RSKY6-SAT-SECM	0	05/01/05-00:00:00	REL ERR COMBINED RATIO ME
	RSKY6-SAT-CRAT	0	05/01/05-00:00:00	COMBINED RATIO
	RSKY6-SAT-SSIZ	0	05/01/05-00:00:00	SAMPLE SIZE
TGY330-25		*** DAY OF CLASS PEAK (05/11/05-20:59:59) D		
	RSKY6-MXEN-CMEN	0	05/01/05-00:00:00	COMBINED RATIO MEAN KW 05
	RSKY6-MXEN-SECM	0	05/01/05-00:00:00	STD ERR COMBINED RATIO ME
	RSKY6-MXEN-CPRE	0	05/01/05-00:00:00	COMBINED RELATIVE PRECISI
	RSKY6-MXEN-CRAT	0	05/01/05-00:00:00	COMBINED RATIO
	RSKY6-MXEN-SSIZ	0	05/01/05-00:00:00	SAMPLE SIZE
TGY330-26		*** DAY OF CLASS PEAK,TOU 1 (05/11/05-20:59		
	RSKY6-MXT01-CMEN	0	05/01/05-00:00:00	COMBINED RATIO MEAN KW 05
	RSKY6-MXT01-SECM	0	05/01/05-00:00:00	STD ERR COMBINED RATIO ME
	RSKY6-MXT01-CPRE	0	05/01/05-00:00:00	COMBINED RELATIVE PRECISI
	RSKY6-MXT01-CRAT	0	05/01/05-00:00:00	COMBINED RATIO
	RSKY6-MXT01-SSIZ	0	05/01/05-00:00:00	SAMPLE SIZE
TGY330-27		*** DAY OF CLASS PEAK,TOU 2 (05/11/05-21:59		
	RSKY6-MXT02-CMEN	0	05/01/05-00:00:00	COMBINED RATIO MEAN KW 05
	RSKY6-MXT02-SECM	0	05/01/05-00:00:00	STD ERR COMBINED RATIO ME
	RSKY6-MXT02-CPRE	0	05/01/05-00:00:00	COMBINED RELATIVE PRECISI
	RSKY6-MXT02-CRAT	0	05/01/05-00:00:00	COMBINED RATIO
	RSKY6-MXT02-SSIZ	0	05/01/05-00:00:00	SAMPLE SIZE
TGY330-28		*** DAY OF CLASS MINIMUM (05/16/05-04:59:59		
	RSKY6-MNEN-CMEN	0	05/01/05-00:00:00	COMBINED RATIO MEAN KW 05
	RSKY6-MNEN-SECM	0	05/01/05-00:00:00	STD ERR COMBINED RATIO ME
	RSKY6-MNEN-CPRE	0	05/01/05-00:00:00	COMBINED RELATIVE PRECISI
	RSKY6-MNEN-CRAT	0	05/01/05-00:00:00	COMBINED RATIO
	RSKY6-MNEN-SSIZ	0	05/01/05-00:00:00	SAMPLE SIZE
TGY330-29		*** DAY OF CLASS MIN,TOU 1 (05/16/05-10:59:		
	RSKY6-MNT01-CMEN	0	05/01/05-00:00:00	COMBINED RATIO MEAN KW 05
	RSKY6-MNT01-SECM	0	05/01/05-00:00:00	STD ERR COMBINED RATIO ME
	RSKY6-MNT01-CPRE	0	05/01/05-00:00:00	COMBINED RELATIVE PRECISI
	RSKY6-MNT01-CRAT	0	05/01/05-00:00:00	COMBINED RATIO
	RSKY6-MNT01-SSIZ	0	05/01/05-00:00:00	SAMPLE SIZE
TGY330-30		*** DAY OF CLASS MIN,TOU 2 (05/16/05-04:59:		
	RSKY6-MNT02-CMEN	0	05/01/05-00:00:00	COMBINED RATIO MEAN KW 05
	RSKY6-MNT02-SECM	0	05/01/05-00:00:00	STD ERR COMBINED RATIO ME
□TGY335-01		* * * C / S L O D E S T A R (REL. 8.2.128) *		
12/06/05				
		RATIO ANALYSIS STATISTICS WRITTEN TO THE ALTERNA		
		RATIO ANALYSIS FOR RESIDENTIAL SAMPLE KENT		
REPORT	SIMULATED ID	CH	START TIME	STATISTIC
	RSKY6-MNT02-CPRE	0	05/01/05-00:00:00	COMBINED RELATIVE PRECISI
	RSKY6-MNT02-CRAT	0	05/01/05-00:00:00	COMBINED RATIO

```

RSKY6-MNT02-SSIZ      0  05/01/05-00:00:00  SAMPLE SIZE

TGY330-31
*** DAY OF SUPPLIED PEAK 01 (05/11/05-15:59
RSKY6-MXP01-CMEN      0  05/01/05-00:00:00  COMBINED RATIO MEAN KW 05
RSKY6-MXP01-SECM      0  05/01/05-00:00:00  STD ERR COMBINED RATIO ME
RSKY6-MXP01-CPRE      0  05/01/05-00:00:00  COMBINED RELATIVE PRECISI
RSKY6-MXP01-CRAT      0  05/01/05-00:00:00  COMBINED RATIO
RSKY6-MXP01-SSIZ      0  05/01/05-00:00:00  SAMPLE SIZE

TGY330-32
*** DAY OF SUPPLIED PEAK 02 (05/11/05-17:59
RSKY6-MXP02-CMEN      0  05/01/05-00:00:00  COMBINED RATIO MEAN KW 05
RSKY6-MXP02-SECM      0  05/01/05-00:00:00  STD ERR COMBINED RATIO ME
RSKY6-MXP02-CPRE      0  05/01/05-00:00:00  COMBINED RELATIVE PRECISI
RSKY6-MXP02-CRAT      0  05/01/05-00:00:00  COMBINED RATIO
RSKY6-MXP02-SSIZ      0  05/01/05-00:00:00  SAMPLE SIZE

TGY330-33
*** DAY OF SUPPLIED PEAK 03 (05/11/05-17:59
RSKY6-MXP03-CMEN      0  05/01/05-00:00:00  COMBINED RATIO MEAN KW 05
RSKY6-MXP03-SECM      0  05/01/05-00:00:00  STD ERR COMBINED RATIO ME
RSKY6-MXP03-CPRE      0  05/01/05-00:00:00  COMBINED RELATIVE PRECISI
RSKY6-MXP03-CRAT      0  05/01/05-00:00:00  COMBINED RATIO
RSKY6-MXP03-SSIZ      0  05/01/05-00:00:00  SAMPLE SIZE

TGY330-34
*** DAY OF SUPPLIED PEAK 04 (05/11/05-17:59
RSKY6-MXP04-CMEN      0  05/01/05-00:00:00  COMBINED RATIO MEAN KW 05
RSKY6-MXP04-SECM      0  05/01/05-00:00:00  STD ERR COMBINED RATIO ME
RSKY6-MXP04-CPRE      0  05/01/05-00:00:00  COMBINED RELATIVE PRECISI
RSKY6-MXP04-CRAT      0  05/01/05-00:00:00  COMBINED RATIO
RSKY6-MXP04-SSIZ      0  05/01/05-00:00:00  SAMPLE SIZE
□TGY335-01
12/06/05
* * * C / S L O D E S T A R (REL. 8.2.128) *

RATIO ANALYSIS STATISTICS WRITTEN TO THE ALTERNA
RATIO ANALYSIS FOR RESIDENTIAL SAMPLE KENT

REPORT      SIMULATED ID      CH  START TIME      STATISTIC

TGY331-10
*** MAXIMUM COINCIDENT DEMANDS (KW)
RSKY6-CD-CMEN      0  05/01/05-00:00:00  COMBINED RATIO MEAN
RSKY6-CD-SECM      0  05/01/05-00:00:00  STD ERR OF COMBINED MEAN
RSKY6-CD-CPRE      0  05/01/05-00:00:00  COMBINED RELATIVE PRECISI
RSKY6-CD-SSIZ      0  05/01/05-00:00:00  SAMPLE SIZE

TGY331-15
*** MINIMUM COINCIDENT DEMANDS (KW)
RSKY6-MCD-CMEN      0  05/01/05-00:00:00  COMBINED RATIO MEAN
RSKY6-MCD-SECM      0  05/01/05-00:00:00  STD ERR OF COMBINED MEAN
RSKY6-MCD-CPRE      0  05/01/05-00:00:00  COMBINED RELATIVE PRECISI
RSKY6-MCD-SSIZ      0  05/01/05-00:00:00  SAMPLE SIZE

TGY331-20
*** NONCOINCIDENT DEMANDS (KW)
RSKY6-NCD-CMEN      0  05/01/05-00:00:00  COMBINED RATIO MEAN
RSKY6-NCD-SECM      0  05/01/05-00:00:00  STD ERR OF COMBINED MEAN

```

```

RSKY6-NCD-CPRE      0 05/01/05-00:00:00  COMBINED RELATIVE PRECISI
RSKY6-NCD-SSIZ      0 05/01/05-00:00:00  SAMPLE SIZE

TGY331-30          *** ENERGY (KWH (NONPRORATED))
RSKY6-NGY-CMEN      0 05/01/05-00:00:00  COMBINED RATIO MEAN
RSKY6-NGY-SSIZ      0 05/01/05-00:00:00  SAMPLE SIZE

TGY331-40          *** LOAD FACTORS BASED ON MAXIMUM COINCIDEN
RSKY6-LFC-CMEN      0 05/01/05-00:00:00  COMBINED RATIO MEAN
RSKY6-LFC-SSIZ      0 05/01/05-00:00:00  SAMPLE SIZE

TGY331-50          *** LOAD FACTORS BASED ON NONCOINCIDENT DEM
RSKY6-LFN-CMEN      0 05/01/05-00:00:00  COMBINED RATIO MEAN
RSKY6-LFN-SSIZ      0 05/01/05-00:00:00  SAMPLE SIZE

TGY331-60          *** DIVERSITY FACTORS
RSKY6-DF-CMEN       0 05/01/05-00:00:00  COMBINED RATIO MEAN
RSKY6-DF-SSIZ       0 05/01/05-00:00:00  SAMPLE SIZE

TGY331-70          *** COINCIDENCE FACTORS
RSKY6-CF-CMEN       0 05/01/05-00:00:00  COMBINED RATIO MEAN
RSKY6-CF-SSIZ       0 05/01/05-00:00:00  SAMPLE SIZE
 TGY335-01      * * * C / S L O D E S T A R (REL. 8.2.128) *
12/06/05

```

RATIO ANALYSIS STATISTICS WRITTEN TO THE ALTER
RATIO ANALYSIS FOR RESIDENTIAL SAMPLE KENT

REPORT	SIMULATED ID	CH	START TIME	STATISTIC
--------	--------------	----	------------	-----------

```

TGY331-80          *** STANDARD DEVIATION OF SAMPLE RESIDUALS
RSKY6-SDR-CSDR      0 05/01/05-00:00:00  COMBINED STD DEV OF RESID
RSKY6-SDR-SSIZ      0 05/01/05-00:00:00  SAMPLE SIZE

```

RATIO ANALYSIS (TGY330) SUCCESSFULLY COMPLETED

Page Range	Report Id	Report Name
1 - 2	TGY330-01	RATIO ANALYSIS ENVIRONMENT REPORT
3 - 6	TGY330-02	INDIVIDUAL CUSTOMER DEFINITION REPORT
7 - 22	TGY330-03	COMBINED RATIO ANALYSIS REPORT FOR ENTIRE PERIO
23 - 23	TGY330-08	COMBINED RATIO ANALYSIS REPORT FOR AVERAGE DAY
24 - 24	TGY330-09	COMBINED RATIO ANALYSIS REPORT FOR AVERAGE DAY
25 - 25	TGY330-10	COMBINED RATIO ANALYSIS REPORT FOR AVERAGE WEEK
26 - 26	TGY330-11	COMBINED RATIO ANALYSIS REPORT FOR AVERAGE WEEK
27 - 27	TGY330-12	COMBINED RATIO ANALYSIS REPORT FOR AVERAGE WEEK
28 - 28	TGY330-13	COMBINED RATIO ANALYSIS REPORT FOR AVERAGE WEEK
29 - 29	TGY330-14	COMBINED RATIO ANALYSIS REPORT FOR AVERAGE WEEK
30 - 30	TGY330-16	COMBINED RATIO ANALYSIS REPORT FOR AVERAGE HOLI
31 - 31	TGY330-18	COMBINED RATIO ANALYSIS REPORT FOR AVERAGE SUND
32 - 32	TGY330-19	COMBINED RATIO ANALYSIS REPORT FOR AVERAGE MOND
33 - 33	TGY330-20	COMBINED RATIO ANALYSIS REPORT FOR AVERAGE TUES
34 - 34	TGY330-21	COMBINED RATIO ANALYSIS REPORT FOR AVERAGE WEDN
35 - 35	TGY330-22	COMBINED RATIO ANALYSIS REPORT FOR AVERAGE THUR
36 - 36	TGY330-23	COMBINED RATIO ANALYSIS REPORT FOR AVERAGE FRID

37 - 37	TGY330-24	COMBINED RATIO ANALYSIS REPORT FOR AVERAGE SATU
38 - 38	TGY330-25	COMBINED RATIO ANALYSIS REPORT FOR DAY OF CLASS
39 - 39	TGY330-26	COMBINED RATIO ANALYSIS REPORT FOR DAY OF CLASS
40 - 40	TGY330-27	COMBINED RATIO ANALYSIS REPORT FOR DAY OF CLASS
41 - 41	TGY330-28	COMBINED RATIO ANALYSIS REPORT FOR DAY OF CLASS
42 - 42	TGY330-29	COMBINED RATIO ANALYSIS REPORT FOR DAY OF CLASS
43 - 43	TGY330-30	COMBINED RATIO ANALYSIS REPORT FOR DAY OF CLASS
44 - 44	TGY330-31	COMBINED RATIO ANALYSIS REPORT FOR DAY OF SUPPL
45 - 45	TGY330-32	COMBINED RATIO ANALYSIS REPORT FOR DAY OF SUPPL
46 - 46	TGY330-33	COMBINED RATIO ANALYSIS REPORT FOR DAY OF SUPPL
47 - 47	TGY330-34	COMBINED RATIO ANALYSIS REPORT FOR DAY OF SUPPL
48 - 48	TGY330-35	RATIO ANALYSIS: DAILY MAXIMUM, MINIMUM, AND AVE
49 - 49	TGY330-36	RATIO ANALYSIS: DAILY MAXIMUM, MINIMUM, AND AVE
50 - 50	TGY331-10	RATIO ANALYSIS: MAXIMUM COINCIDENT DEMANDS (KW)
51 - 51	TGY331-15	RATIO ANALYSIS: MINIMUM COINCIDENT DEMANDS (KW)
52 - 52	TGY331-20	RATIO ANALYSIS: NONCOINCIDENT DEMANDS (KW)
53 - 53	TGY331-30	RATIO ANALYSIS: ENERGY (KWH (NONPRORATED))
54 - 54	TGY331-35	RATIO ANALYSIS: BILLED ENERGY SUMMARY (KWH (NON
55 - 55	TGY331-40	RATIO ANALYSIS: LOAD FACTORS BASED ON MAXIMUM C
56 - 56	TGY331-50	RATIO ANALYSIS: LOAD FACTORS BASED ON NONCOINCI
57 - 57	TGY331-60	RATIO ANALYSIS: DIVERSITY FACTORS
58 - 58	TGY331-70	RATIO ANALYSIS: COINCIDENCE FACTORS
59 - 59	TGY331-80	RATIO ANALYSIS: STANDARD DEVIATION OF SAMPLE RE
60 - 150	TGY331-90	INDIVIDUAL CUSTOMER STATISTICS REPORT
151 - 155	TGY335-01	RATIO ANALYSIS STATISTICS WRITTEN TO THE ALTERN
156 - 156	TGY335-01	RATIO ANALYSIS STATISTICS WRITTEN TO THE ALTERN