



at&t

WHOLESALE AGREEMENT

Customer Name: Mextel Communications Inc.

| | |
|--|-----|
| Mextel Communications, Inc., dba The Dunnellon Phone Company, The Florida Phone Company and The Phone Company - 2008 ICA | 2 |
| Table of Contents | 3 |
| General Terms and Conditions | 5 |
| Signature Page | 23 |
| Att 1 - Resale | 24 |
| Att 1 - Resale Discounts & Rates | 40 |
| Att 2 - Network Elements & Other Services | 49 |
| Att 2 - Network Elements Rates - Exhibit A | 93 |
| Att 2 - Network Elements Rates - Exhibit B | 194 |
| Att 3 - Network Interconnection | 211 |
| Att 3 - Local Interconnection Rates - New CLEC | 235 |
| Att 4 - Collocation | 244 |
| Att 4 - Collocation Rates - Exhibit B | 287 |
| Att 5 - Access to Numbers and Number Portability | 332 |
| Att 6 - Ordering | 337 |
| Att 7 - Billing | 345 |
| Att 8 - Rights of Way | 354 |
| Att 9 - Service Quality Measurements | 356 |
| Att 10 - Disaster Recovery Plan | 358 |
| Att 11 - BFR and NBR Process | 367 |

**CLEC Agreement With
Mextel Communications Inc.**

TABLE OF CONTENTS

General Terms and Conditions

Definitions

- 1. CLEC Certification**
- 2. Term of the Agreement**
- 3. Nondiscriminatory Access**
- 4. Court Ordered Requests for Call Detail Records and Other Subscriber Information**
- 5. Liability and Indemnification**
- 6. Intellectual Property Rights and Indemnification**
- 7. Proprietary and Confidential Information**
- 8. Resolution of Disputes**
- 9. Taxes**
- 10. Force Majeure**
- 11. Adoption of Agreements**
- 12. Modification of Agreement**
- 13. Intervening Law**
- 14. Legal Rights**
- 15. Indivisibility**
- 16. Severability**
- 17. Non-Waivers**
- 18. Governing Law**
- 19. Assignments and Transfers**
- 20. Notices**
- 21. Rule of Construction**
- 22. Headings of No Force or Effect**
- 23. Multiple Counterparts**
- 24. Filing of Agreement**
- 25. Compliance with Law**
- 26. Necessary Approvals**
- 27. Good Faith Performance**
- 28. Rates**
- 29. Rate True-Up**
- 30. Survival**
- 31. Entire Agreement**

TABLE OF CONTENTS (cont'd)

Attachment 1 - Resale

Attachment 2 - Network Elements and Other Services

Attachment 3 - Network Interconnection

Attachment 4 - Collocation

Attachment 5 - Access to Numbers and Number Portability

Attachment 6 - Pre-Ordering, Ordering, Provisioning and Maintenance and Repair

Attachment 7 - Billing

Attachment 8 - Rights-of-Way, Conduits and Pole Attachments

Attachment 9 - Service Quality Measurements

Attachment 10 – AT&T Disaster Recovery Plan

Attachment 11 - Bona Fide Request and New Business Request Process

AGREEMENT GENERAL TERMS AND CONDITIONS

THIS AGREEMENT is made by and between BellSouth Telecommunications, Inc., d/b/a AT&T Alabama, AT&T Florida, AT&T Georgia, AT&T Kentucky, AT&T Louisiana, AT&T Mississippi, AT&T North Carolina, AT&T South Carolina and AT&T Tennessee, ("AT&T"), and Mextel Communications Inc. d/b/a The Dunnellon Phone Company, d/b/a The Florida Phone Company and d/b/a The Phone Company (Mextel), a Florida corporation, and shall be effective on the Effective Date, as defined herein. This Agreement may refer to either AT&T or Mextel or both as a "Party" or "Parties."

W I T N E S S E T H

WHEREAS, AT&T is a local exchange telecommunications company authorized to provide Telecommunications Services (as defined below) in the states of Alabama, Florida, Georgia, Kentucky, Louisiana, Mississippi, North Carolina, South Carolina and Tennessee; and

WHEREAS, Mextel is or seeks to become a CLEC authorized to provide Telecommunications Services in the states of Alabama, Florida, Georgia, Kentucky, Louisiana, Mississippi, North Carolina, South Carolina, and Tennessee; and

WHEREAS, pursuant to Sections 251 and 252 of the Act; Mextel wishes to purchase certain services from AT&T; and

WHEREAS, the Parties wish to interconnect their facilities, exchange traffic, and perform Local Number Portability (LNP) pursuant to Sections 251 and 252 of the Act as set forth herein; and

WHEREAS, Mextel wishes to purchase and AT&T wishes to provide other services as described in this Agreement;

NOW THEREFORE, in consideration of the mutual agreements contained herein, AT&T and Mextel agree as follows:

Definitions

Affiliate is defined as a person that (directly or indirectly) owns or controls, is owned or controlled by, or is under common ownership or control with, another person. For purposes of this paragraph, the term "own" means to own an equity interest (or equivalent thereof) of more than ten percent (10%).

AT&T-9STATE is defined as the states of Alabama, Florida, Georgia, Kentucky, Louisiana, Mississippi, North Carolina, South Carolina and Tennessee.

Commission is defined as the appropriate regulatory agency in each state of AT&T Southeast Region 9-State (Alabama, Florida, Georgia, Kentucky, Louisiana, Mississippi, North Carolina, South Carolina, and Tennessee).

Competitive Local Exchange Carrier (CLEC) means a telephone company certificated by the Commission to provide local exchange service within AT&T's franchised area.

Effective Date is defined as the date that the Agreement is effective for purposes of rates, terms and conditions and shall be thirty (30) days after the date of the last signature executing the Agreement. Future amendments for rate changes will also be effective thirty (30) days after the date of the last signature executing the amendment.

FCC means the Federal Communications Commission.

Telecommunications means the transmission, between or among points specified by the user, of information of the user's choosing, without change in the form or content of the information as sent and received.

Telecommunications Service means the offering of telecommunications for a fee directly to the public, or to such classes of users as to be effectively available directly to the public, regardless of the facilities used.

Telecommunications Act of 1996 (Act) means Public Law 104-104 of the United States Congress effective February 8, 1996. The Act amended the Communications Act of 1934 (47 U.S.C. Section 1 et. seq.).

1 CLEC Certification

- 1.1 Mextel agrees to provide AT&T in writing Mextel's CLEC certification from the Commission for all states covered by this Agreement except Kentucky prior to AT&T filing this Agreement with the appropriate Commission for approval. Additionally, Mextel shall provide to AT&T an effective certification to do business issued by the secretary of state or equivalent authority in each state covered by this Agreement.
- 1.2 To the extent Mextel is not certified as a CLEC in each state covered by this Agreement as of the execution hereof, Mextel may not purchase services hereunder in that state. Mextel will notify AT&T in writing and provide CLEC certification from the Commission when it becomes certified to operate in, as well as an effective certification to do business issued by the secretary of state or equivalent authority for, any other state covered by this Agreement. Upon receipt thereof, AT&T will file this Agreement in that state, and Mextel may purchase services pursuant to this Agreement in that state, subject to establishing appropriate accounts in the additional state as described in Attachment 7.
- 1.3 Should Mextel's certification in any state be rescinded or otherwise terminated, AT&T may, at its election, suspend or terminate this Agreement immediately and all monies owed on all outstanding invoices for services provided in that state shall become due, or AT&T may refuse to provide services hereunder in that state until certification is reinstated in that state, provided such notification is made prior to expiration of the term of this Agreement. Mextel shall provide an

effective certification to do business issued by the secretary of state or equivalent authority in each state covered by this Agreement.

2 Term of the Agreement

- 2.1 The initial term of this Agreement shall be five (5) years, beginning on the Effective Date and shall apply to the AT&T Southeast Region 9-State in the state(s) of Alabama, Florida, Georgia, Kentucky, Louisiana, Mississippi, North Carolina, South Carolina and Tennessee. Notwithstanding any prior agreement of the Parties, the rates, terms and conditions of this Agreement shall not be applied retroactively prior to the Effective Date.
- 2.2 The Parties agree that by no earlier than two hundred seventy (270) days and no later than one hundred eighty (180) days prior to the expiration of the initial term of this Agreement, the Parties shall commence negotiations for a new agreement to be effective beginning on the expiration date of this Agreement (Subsequent Agreement). If as of the expiration of the initial term of this Agreement, a Subsequent Agreement has not been executed by the Parties, then except as set forth in Sections 2.3.1 and 2.3.2 below, this Agreement shall continue on a month-to-month basis while a Subsequent Agreement is being negotiated. The Parties' rights and obligations with respect to this Agreement after expiration of the initial term shall be as set forth in Section 2.3 below.
- 2.3 If, within one hundred thirty-five (135) days of commencing the negotiation referred to in Section 2.2 above, the Parties are unable to negotiate new terms, conditions and prices for a Subsequent Agreement, either Party may petition the Commission to establish appropriate rates, terms and conditions for the Subsequent Agreement pursuant to 47 U.S.C. § 252.
- 2.3.1 Mextel may request termination of this Agreement only if it is no longer purchasing services pursuant to this Agreement. Except as set forth in Section 2.3.2 below, notwithstanding the foregoing, in the event that as of the date of expiration of the initial term of this Agreement and conversion of this Agreement to a month-to-month term, the Parties have not entered into a Subsequent Agreement and no arbitration proceeding has been filed in accordance with Section 2.3 above, then AT&T may terminate this Agreement upon sixty (60) days notice to Mextel. In the event that AT&T terminates this Agreement as provided above, AT&T shall continue to offer services to Mextel pursuant to the rates, terms and conditions set forth in AT&T's then current generic interconnection agreement. In the event that AT&T's generic interconnection agreement becomes effective between the Parties, the Parties may continue to negotiate a Subsequent Agreement.
- 2.3.2 Notwithstanding Section 2.2 above, in the event that as of the expiration of the initial term of this Agreement the Parties have not entered into a Subsequent Agreement and no arbitration proceeding has been filed in accordance with Section 2.3 above and AT&T is not providing any services under this Agreement as of the date of expiration of the initial term of this Agreement, then this Agreement shall not continue on a month-to-month basis but shall be deemed terminated as of the expiration date hereof.
- 2.4 If, at any time during the term of this Agreement, AT&T is unable to contact Mextel pursuant to the Notices provision hereof or any other contact information provided by Mextel under this Agreement, and there are no active services being provisioned under this Agreement, then AT&T may, at its discretion, terminate this Agreement, without any liability whatsoever, upon sending of notification to

Mextel pursuant to the Notices section hereof. Furthermore, if after eighteen (18) months following the Effective Date of this Agreement Mextel has no active services pursuant to this Agreement, AT&T may terminate this Agreement, without any liability to AT&T, upon notification to Mextel pursuant to the Notices section hereof.

- 2.5 In addition to as otherwise set forth in this Agreement, AT&T reserves the right to suspend access to ordering systems, refuse to process additional or pending applications for service, or terminate service in the event of prohibited, unlawful or improper use of AT&T's facilities or service, abuse of AT&T's facilities or any other material breach of this Agreement, and all monies owed on all outstanding invoices shall become due. In such event, Mextel is solely responsible for notifying its customers of any discontinuance of service.

3 Nondiscriminatory Access

When Mextel purchases Telecommunications Services from AT&T pursuant to Attachment 1 of this Agreement for the purposes of resale to customers, such services shall be equal in quality, subject to the same conditions, and provided within the same provisioning time intervals that AT&T provides to others, including its customers. To the extent technically feasible, the quality of a Network Element, as well as the quality of the access to such Network Element provided by AT&T to Mextel shall be at least equal to that which AT&T provides to itself and shall be the same for all Telecommunications carriers requesting access to that Network Element. The quality of the interconnection between the network of AT&T and the network of Mextel shall be at a level that is equal to that which AT&T provides itself, a subsidiary, an Affiliate, or any other party. The interconnection facilities shall be designed to meet the same technical criteria and service standards that are used within AT&T's network and shall extend to a consideration of service quality as perceived by AT&T's customers and service quality as perceived by Mextel.

4 Court Ordered Requests for Call Detail Records and Other Subscriber Information

- 4.1 Subpoenas Directed to AT&T. Where AT&T provides resold services for Mextel, AT&T shall respond to subpoenas and court ordered requests delivered directly to AT&T for the purpose of providing call detail records when the targeted telephone numbers belong to Mextel customers. Billing for such requests will be generated by AT&T and directed to the law enforcement agency initiating the request. AT&T shall maintain such information for Mextel customers for the same length of time it maintains such information for its own customers.
- 4.2 Subpoenas Directed to Mextel. Where AT&T is providing resold services to Mextel, then Mextel agrees that in those cases where Mextel receives subpoenas or court ordered requests regarding targeted telephone numbers belonging to Mextel customers, and where Mextel does not have the requested information, Mextel will advise the law enforcement agency initiating the request to redirect the subpoena or court ordered request to AT&T for handling in accordance with Section 4.1 above.
- 4.3 In all other instances, where either Party receives a request for information involving the other Party's customer, the Party receiving the request will advise the law enforcement agency initiating the request to redirect such request to the other Party.

5 Liability and Indemnification

- 5.1 Mextel Liability. In the event that Mextel consists of two (2) or more separate entities as set forth in this Agreement and/or any Amendments hereto, or any third party places orders under this Agreement using Mextel's company codes or identifiers, all such entities shall be jointly and severally liable for the obligations of Mextel under this Agreement.
- 5.2 Liability for Acts or Omissions of Third Parties. AT&T shall not be liable to Mextel for any act or omission of another entity providing any services to Mextel.
- 5.3 Except for any indemnification obligations of the Parties hereunder, each Party's liability to the other for any loss, cost, claim, injury, liability or expense, including reasonable attorneys' fees relating to or arising out of any cause whatsoever, whether based in contract, negligence or other tort, strict liability or otherwise, relating to the performance of this Agreement, shall not exceed a credit for the actual cost of the services or functions not performed or improperly performed. Any amounts paid to Mextel pursuant to Attachment 9 hereof shall be credited against any damages otherwise payable to Mextel pursuant to this Agreement.
- 5.3.1 Limitations in Tariffs. A Party may, in its sole discretion, provide in its tariffs and contracts with its customers and third parties that relate to any service, product or function provided or contemplated under this Agreement, that to the maximum extent permitted by Applicable Law, such Party shall not be liable to the customer or third party for (i) any loss relating to or arising out of this Agreement, whether in contract, tort or otherwise, that exceeds the amount such Party would have charged that applicable person for the service, product or function that gave rise to such loss and (ii) consequential damages. To the extent that a Party elects not to place in its tariffs or contracts such limitations of liability, and the other Party incurs a loss as a result thereof, such Party shall, except to the extent caused by the other Party's gross negligence or willful misconduct, indemnify and reimburse the other Party for that portion of the loss that would have been limited had the first Party included in its tariffs and contracts the limitations of liability that such other Party included in its own tariffs at the time of such loss.
- 5.3.2 Neither AT&T nor Mextel shall be liable for damages to the other Party's terminal location, equipment or customer premises resulting from the furnishing of a service, including, but not limited to, the installation and removal of equipment or associated wiring, except to the extent caused by a Party's negligence or willful misconduct or by a Party's failure to ground properly a local loop after disconnection.
- 5.3.3 Under no circumstance shall a Party be responsible or liable for indirect, incidental, or consequential damages, including, but not limited to, economic loss or lost business or profits, damages arising from the use or performance of equipment or software, or the loss of use of software or equipment, or accessories attached thereto, delay, error, or loss of data. In connection with this limitation of liability, each Party recognizes that the other Party may, from time to time, provide advice, make recommendations, or supply other analyses related to the services or facilities described in this Agreement, and, while each Party shall use diligent efforts in this regard, the Parties acknowledge and agree that this limitation of liability shall apply to provision of such advice, recommendations, and analyses.

5.3.4 To the extent any specific provision of this Agreement purports to impose liability, or limitation of liability, on either Party different from or in conflict with the liability or limitation of liability set forth in this Section, then with respect to any facts or circumstances covered by such specific provisions, the liability or limitation of liability contained in such specific provision shall apply.

5.4 Indemnification for Certain Claims. Except as otherwise set forth in this Agreement and except to the extent caused by the indemnified Party's gross negligence or willful misconduct, the Party providing services hereunder, its Affiliates and its parent company, shall be indemnified, defended and held harmless by the Party receiving services hereunder against any claim, loss or damage arising from the receiving Party's use of the services provided under this Agreement pertaining to (1) claims for libel, slander or invasion of privacy arising from the content of the receiving Party's own communications, or (2) any claim, loss or damage claimed by any third party (including, but not limited to, a customer of the Party receiving services) arising from the third party's use or reliance on and arising from the Party receiving services use or reliance on the providing Party's services, actions, duties, or obligations arising out of this Agreement.

5.5 Disclaimer. EXCEPT AS SPECIFICALLY PROVIDED TO THE CONTRARY IN THIS AGREEMENT, NEITHER PARTY MAKES ANY REPRESENTATIONS OR WARRANTIES TO THE OTHER PARTY CONCERNING THE SPECIFIC QUALITY OF ANY SERVICES, OR FACILITIES PROVIDED UNDER THIS AGREEMENT. THE PARTIES DISCLAIM, WITHOUT LIMITATION, ANY WARRANTY OR GUARANTEE OF MERCHANTABILITY OR FITNESS FOR A PARTICULAR PURPOSE, ARISING FROM COURSE OF PERFORMANCE, COURSE OF DEALING, OR FROM USAGES OF TRADE.

6 Intellectual Property Rights and Indemnification

6.1 No License. Except as expressly set forth in Section 6.2 below, no patent, copyright, trademark or other proprietary right is licensed, granted or otherwise transferred by this Agreement. The Parties are strictly prohibited from any use, including but not limited to, in the selling, marketing, promoting or advertising of telecommunications services, of any name, service mark, logo or trademark (collectively, the "Marks") of the other Party. The Marks include those Marks owned directly by a Party or its Affiliate(s) and those Marks that a Party has a legal and valid license to use. The Parties acknowledge that they are separate and distinct and that each provides a separate and distinct service and agree that neither Party may, expressly or impliedly, state, advertise or market that it is or offers the same service as the other Party or engage in any other activity that may result in a likelihood of confusion between its own service and the service of the other Party.

6.2 Ownership of Intellectual Property. Any intellectual property that originates from or is developed by a Party shall remain the exclusive property of that Party. Except for a limited, non-assignable, non-exclusive, non-transferable license to use patents or copyrights to the extent necessary for the Parties to use any facilities or equipment (including software) or to receive any service solely as provided under this Agreement, no license in patent, copyright, trademark or trade secret, or other proprietary or intellectual property right, now or hereafter owned, controlled or licensable by a Party, is granted to the other Party. Neither shall it be implied nor arise by estoppel. Any trademark, copyright or other proprietary notices appearing in association with the use of any facilities or equipment (including software) shall remain on the documentation, material, product, service, equipment or software. It is the responsibility of each Party to ensure at no additional cost to the other Party that it has obtained any necessary licenses in relation to intellectual property of

third Parties used in its network that may be required to enable the other Party to use any facilities or equipment (including software), to receive any service, or to perform its respective obligations under this Agreement.

6.3 Intellectual Property Remedies

6.3.1 Indemnification. The Party providing a service pursuant to this Agreement will defend the Party receiving such service or data provided as a result of such service against claims of infringement arising solely from the use by the receiving Party of such service in the manner contemplated under this Agreement and will indemnify the receiving Party for any damages awarded based solely on such claims in accordance with Section 5 above.

6.3.2 Claim of Infringement

6.3.2.1 In the event that use of any facilities or equipment (including software), becomes, or in the reasonable judgment of the Party who owns the affected network is likely to become, the subject of a claim, action, suit, or proceeding based on intellectual property infringement, then said Party, promptly and at its sole expense and sole option, but subject to the limitations of liability set forth below, shall:

6.3.2.2 modify or replace the applicable facilities or equipment (including software) while maintaining form and function, or

6.3.2.3 obtain a license sufficient to allow such use to continue.

6.3.2.4 In the event Sections 6.3.2.2 or 6.3.2.3 above are commercially unreasonable, then said Party may terminate, upon reasonable notice, this contract with respect to use of, or services provided through use of, the affected facilities or equipment (including software), but solely to the extent required to avoid the infringement claim.

6.3.3 Exception to Obligations. Neither Party's obligations under this Section shall apply to the extent the infringement is caused by: (i) modification of the facilities or equipment (including software) by the indemnitee; (ii) use by the indemnitee of the facilities or equipment (including software) in combination with equipment or facilities (including software) not provided or authorized by the indemnitor, provided the facilities or equipment (including software) would not be infringing if used alone; (iii) conformance to specifications of the indemnitee which would necessarily result in infringement; or (iv) continued use by the indemnitee of the affected facilities or equipment (including software) after being placed on notice to discontinue use as set forth herein.

6.3.4 Exclusive Remedy. The foregoing shall constitute the Parties' sole and exclusive remedies and obligations with respect to a third party claim of intellectual property infringement arising out of the conduct of business under this Agreement.

6.3.5 Dispute Resolution. Any claim arising under Sections 6.1 and 6.2 above shall be excluded from the dispute resolution procedures set forth in Section 8 below and shall be brought in a court of competent jurisdiction.

7 Proprietary and Confidential Information

- 7.1 Proprietary and Confidential Information. It may be necessary for AT&T and Mextel, each as the "Discloser," to provide to the other Party, as "Recipient," certain proprietary and confidential information (including trade secret information) including but not limited to technical, financial, marketing, staffing and business plans and information, strategic information, proposals, request for proposals, specifications, drawings, maps, prices, costs, costing methodologies, procedures, processes, business systems, software programs, techniques, customer account data, call detail records and like information (collectively the "Information"). All such Information conveyed in writing or other tangible form shall be clearly marked with a confidential or proprietary legend. Information conveyed orally by the Discloser to Recipient shall be designated as proprietary and confidential at the time of such oral conveyance, shall be reduced to writing by the Discloser within forty-five (45) days thereafter, and shall be clearly marked with a confidential or proprietary legend.
- 7.2 Use and Protection of Information. Recipient agrees to protect such Information of the Discloser provided to Recipient from whatever source from distribution, disclosure or dissemination to anyone except employees consultants, contractors and agents of Recipient or its Affiliates with a need to know such Information solely in conjunction with Recipient's analysis of the Information and for no other purpose except as authorized herein or as otherwise authorized in writing by the Discloser. Recipients may make tangible or electronic copies, notes, summaries or extracts of Information only as necessary for use as authorized herein. All tangible or electronic copies, notes, summaries or extracts must be marked with the same confidential and proprietary notice as appears on the original. Information remains at all times the property of Discloser. Upon Discloser's request, all or any requested portion of the Information (including, but not limited to, tangible and electronic copies, notes, summaries or extracts of any Information) will be promptly returned to Discloser or destroyed, and Recipient will provide Discloser with written certification stating that such information has been returned or destroyed.
- 7.3 Exceptions
- 7.3.1 Recipient will not have an obligation to protect any portion of the Information which:
- 7.3.2 (a) is made publicly available by the Discloser or lawfully by a nonparty to this Agreement; (b) is lawfully obtained by Recipient from any source other than Discloser; (c) is previously known to Recipient without an obligation to keep it confidential; or (d) is released from the terms of this Agreement by Discloser upon written notice to Recipient.
- 7.4 Recipient agrees to use the Information solely for the purposes of negotiations pursuant to 47 U.S.C. § 251 or in performing its obligations under this Agreement and for no other entity or purpose, except as may be otherwise agreed to in writing by the Parties. Nothing herein shall prohibit Recipient from providing information requested by the FCC or a state regulatory agency with jurisdiction over this matter, or to support a request for arbitration or an allegation of failure to negotiate in good faith.
- 7.5 Recipient agrees not to publish or use the Information for any advertising, sales or marketing promotions, press releases, or publicity matters that refer either directly or indirectly to the Information or to the Discloser or any of its affiliated companies.

7.6 The disclosure of Information neither grants nor implies any license to the Recipient under any trademark, patent, copyright, application or other intellectual property right that is now or may hereafter be owned by the Discloser.

7.7 Survival of Confidentiality Obligations. The Parties' rights and obligations under this Section 7 shall survive and continue in effect until two (2) years after the expiration or termination date of this Agreement with regard to all Information exchanged during the term of this Agreement. Thereafter, the Parties' rights and obligations hereunder survive and continue in effect with respect to any Information that is a trade secret under applicable law.

8 Resolution of Disputes

Except as otherwise stated in this Agreement, if any dispute arises as to the interpretation of any provision of this Agreement or as to the proper implementation of this Agreement, the aggrieved Party, if it elects to pursue resolution of the dispute, shall petition the Commission for a resolution of the dispute. However, each Party reserves any rights it may have to seek judicial review of any ruling made by the Commission concerning this Agreement.

9 Taxes

9.1 Definition. For purposes of this Section, the terms "taxes" and "fees" shall include but not be limited to federal, state or local sales, use, excise, gross receipts or other taxes or tax-like fees of whatever nature and however designated (including tariff surcharges and any fees, charges or other payments, contractual or otherwise, for the use of public streets or rights of way, whether designated as franchise fees or otherwise) imposed, or sought to be imposed, on or with respect to the services furnished hereunder or measured by the charges or payments therefor, excluding any taxes levied on income.

9.2 Taxes and Fees Imposed Directly On Either Providing Party or Purchasing Party

9.2.1 Taxes and fees imposed on the providing Party, which are not permitted or required to be passed on by the providing Party to its customer, shall be borne and paid by the providing Party.

9.2.2 Taxes and fees imposed on the purchasing Party, which are not required to be collected and/or remitted by the providing Party, shall be borne and paid by the purchasing Party.

9.3 Taxes and Fees Imposed on Purchasing Party But Collected And Remitted By Providing Party

9.3.1 Taxes and fees imposed on the purchasing Party shall be borne by the purchasing Party, even if the obligation to collect and/or remit such taxes or fees is placed on the providing Party.

9.3.2 To the extent permitted by applicable law, any such taxes and/or fees shall be shown on applicable billing documents between the Parties. Notwithstanding the foregoing, the purchasing Party shall remain liable for any such taxes and fees regardless of whether they are actually billed by the providing Party at the time that the respective service is billed.

9.3.3 If the purchasing Party determines that in its opinion any such taxes or fees are not applicable, the providing Party shall not bill such taxes or fees to the purchasing Party if the purchasing Party provides written certification, reasonably satisfactory to the providing Party, stating that it is exempt

or otherwise not subject to the tax or fee, setting forth the basis therefor, and satisfying any other requirements under applicable law. If any authority seeks to collect any such tax or fee that the purchasing Party has determined and certified not to be applicable, or any such tax or fee that was not billed by the providing Party, the purchasing Party may contest the same in good faith, at its own expense. In any such contest, the purchasing Party shall promptly furnish the providing Party with copies of all filings in any proceeding, protest, or legal challenge, all rulings issued in connection therewith, and all correspondence between the purchasing Party and the taxing authority.

- 9.3.4 In the event that all or any portion of an amount sought to be collected must be paid in order to contest the imposition of any such tax or fee, or to avoid the existence of a lien on the assets of the providing Party during the pendency of such contest, the purchasing Party shall be responsible for such payment and shall be entitled to the benefit of any refund or recovery. The purchasing Party shall have the right to contest, at its own expense, any such tax or fee that it believes is not applicable or was paid by it in error. If requested in writing by the purchasing Party, the providing Party shall facilitate such contest either by assigning to the purchasing Party its right to claim a refund of such tax or fee, if such an assignment is permitted under applicable law, or, if an assignment is not permitted, by filing and pursuing a claim for refund on behalf of the purchasing Party but at the purchasing Party's expense.
- 9.3.5 If it is ultimately determined that any additional amount of such a tax or fee is due to the imposing authority, the purchasing Party shall pay such additional amount, including any interest and penalties thereon.
- 9.3.6 Notwithstanding any provision to the contrary, the purchasing Party shall protect, indemnify and hold harmless (and defend at the purchasing Party's expense) the providing Party from and against any such tax or fee, interest or penalties thereon, or other charges or payable expenses (including reasonable attorney fees) with respect thereto, which are incurred by the providing Party in connection with any claim for or contest of any such tax or fee.
- 9.3.7 Each Party shall notify the other Party in writing of any assessment, proposed assessment or other claim for any additional amount of such a tax or fee by a taxing authority; provided, however, that the failure of a Party to provide notice shall not relieve the other Party of any obligations hereunder.
- 9.4 Taxes and Fees Imposed on Providing Party But Passed On To Purchasing Party
- 9.4.1 Taxes and fees imposed on the providing Party, which are permitted or required to be passed on by the providing Party to its customer, shall be borne by the purchasing Party.
- 9.4.2 To the extent permitted by applicable law, any such taxes and/or fees shall be shown on applicable billing documents between the Parties. Notwithstanding the foregoing, the purchasing Party shall remain liable for any such taxes and fees regardless of whether they are actually billed by the providing Party at the time that the respective service is billed.
- 9.4.3 If the purchasing Party disagrees with the providing Party's determination as to the application of or basis for any such tax or fee, the Parties shall consult with respect to the imposition and billing of such tax or fee. Notwithstanding the foregoing, the providing Party shall retain ultimate responsibility for determining whether and to what extent any such taxes or fees are applicable, and

the purchasing Party shall abide by such determination and pay such taxes or fees to the providing Party. The providing Party shall further retain ultimate responsibility for determining whether and how to contest the imposition of such taxes and fees; provided, however, that any such contest undertaken at the request of the purchasing Party shall be at the purchasing Party's expense.

- 9.4.4 In the event that all or any portion of an amount sought to be collected must be paid in order to contest the imposition of any such tax or fee, or to avoid the existence of a lien on the assets of the providing Party during the pendency of such contest, the purchasing Party shall be responsible for such payment and shall be entitled to the benefit of any refund or recovery. The purchasing Party shall have the right to contest, at its own expense, any such tax or fee that it believes is not applicable or was paid by it in error. If requested in writing by the purchasing Party, the providing Party shall facilitate such contest either by assigning to the purchasing Party its right to claim a refund of such tax or fee, if such an assignment is permitted under applicable law, or, if an assignment is not permitted, by filing and pursuing a claim for refund on behalf of the purchasing Party but at the purchasing Party's expense.
- 9.4.5 If it is ultimately determined that any additional amount of such a tax or fee is due to the imposing authority, the purchasing Party shall pay such additional amount, including any interest and penalties thereon.
- 9.4.6 Notwithstanding any provision to the contrary, the purchasing Party shall protect, indemnify and hold harmless (and defend at the purchasing Party's expense) the providing Party from and against any such tax or fee, interest or penalties thereon, or other charges or payable expenses (including reasonable attorneys' fees) with respect thereto, which are incurred by the providing Party in connection with any claim for or contest of any such tax or fee.
- 9.4.7 Each Party shall notify the other Party in writing of any assessment, proposed assessment or other claim for any additional amount of such a tax or fee by a taxing authority; provided, however, that the failure of a Party to provide notice shall not relieve the other Party of any obligations hereunder.

9.5 Additional Provisions Applicable to All Taxes and Fees

- 9.5.1 In any contest of a tax or fee by one Party, the other Party shall cooperate fully by providing records, testimony and such additional information or assistance as may reasonably be necessary to pursue the contest. Further, the other Party shall be reimbursed for any reasonable and necessary out-of-pocket copying and travel expenses incurred in assisting in such contest.
- 9.5.2 Notwithstanding any provision of this Agreement to the contrary, any administrative, judicial, or other proceeding concerning the application or amount of a tax or fee shall be maintained in accordance with the provisions of this Section and any applicable federal, state or local law governing the resolution of such disputed tax or fee; and under no circumstances shall either Party have the right to bring a dispute related to the application or amount of a tax or fee before a regulatory authority.

10 Force Majeure

In the event performance of this Agreement, or any obligation hereunder, is either directly or indirectly prevented, restricted, or interfered with by reason of fire, flood, earthquake or like acts of God, wars, revolution, civil commotion, explosion, acts of public enemy, embargo, acts of the

government in its sovereign capacity, labor difficulties, including without limitation, strikes, slowdowns, picketing, or boycotts, unavailability of equipment from vendor, changes requested by Mextel, or any other circumstances beyond the reasonable control and without the fault or negligence of the Party affected, the Party affected shall be excused from such performance on a day-to-day basis to the extent of such prevention, restriction, or interference (and the other Party shall likewise be excused from performance of its obligations on a day-to-day basis until the delay, restriction or interference has ceased); provided, however, that the Party so affected shall use diligent efforts to avoid or remove such causes of non-performance and both Parties shall proceed whenever such causes are removed or cease. The Party affected shall provide notice of the Force Majeure event within a reasonable period of time following such an event.

11 Adoption of Agreements

Pursuant to 47 U.S.C. § 252(i) and 47 C.F.R. § 51.809, AT&T shall make available to Mextel any entire interconnection agreement filed and approved pursuant to 47 U.S.C. § 252. The adopted agreement shall apply to the same states as the agreement that was adopted, and the term of the adopted agreement shall expire on the same date as set forth in the agreement that was adopted.

12 Modification of Agreement

12.1 If Mextel changes its name or makes changes to its company structure or identity due to a merger, acquisition, transfer or any other reason, it is the responsibility of Mextel to notify AT&T of said change, request that an amendment to this Agreement, if necessary, be executed to reflect said change and notify the Commission of such modification of company structure in accordance with the state rules governing such modification in company structure if applicable. Additionally, Mextel shall provide AT&T with any necessary supporting documentation, which may include, but is not limited to, a credit application, Application for Master Account, proof of authority to provide telecommunications services, the appropriate Operating Company Number (OCN) for each state as assigned by National Exchange Carrier Association (NECA), Carrier Identification Code (CIC), Access Customer Name and Abbreviation (ACNA), AT&T's blanket form letter of authority (LOA), Misdirected Number form and a tax exemption certificate.

12.2 No modification, amendment, supplement to, or waiver of the Agreement or any of its provisions shall be effective and binding upon the Parties unless it is made in writing and duly signed by the Parties.

13 Intervening Law

This Agreement is the result of negotiations between the Parties and may incorporate certain provisions that resulted from arbitration by the appropriate state Commission(s). In entering into this Agreement and any Amendments to such Agreement and carrying out the provisions herein, neither Party waives, but instead expressly reserves, all of its rights, remedies and arguments with respect to any orders, decisions, legislation or proceedings and any remands thereof and any other federal or state regulatory, legislative or judicial action(s) which the Parties have not yet fully incorporated into this Agreement or which may be the subject of further review. If any action by any state or federal regulatory or legislative body or court of competent jurisdiction invalidates, modifies, or stays the enforcement of laws or regulations that were the basis or rationale for any rate(s), term(s) and/or condition(s) ("Provisions") of the Agreement and/or otherwise affects the rights or obligations of either Party that are addressed by this Agreement, the affected Provision(s) shall be immediately invalidated, modified or stayed consistent with the action of the regulatory or legislative

body or court of competent jurisdiction upon the written request of either Party in accordance with Section 20.1 below ("Written Notice"). With respect to any Written Notices hereunder, the Parties shall have sixty (60) days from the Written Notice to attempt to reach agreement on appropriate conforming modifications to the Agreement. If the Parties are unable to agree upon the conforming modifications within sixty (60) days from the Written Notice, any disputes between the Parties concerning such actions shall be resolved pursuant to the dispute resolution process provided for in this Agreement.

14 Legal Rights

Execution of this Agreement by either Party does not confirm or imply that the executing Party agrees with any decision(s) issued pursuant to the Telecommunications Act of 1996 and the consequences of those decisions on specific language in this Agreement. Neither Party waives its rights to appeal or otherwise challenge any such decision(s) and each Party reserves all of its rights to pursue any and all legal and/or equitable remedies, including appeals of any such decision(s).

15 Indivisibility

Subject to Section 15 below, the Parties intend that this Agreement be indivisible and nonseverable, and each of the Parties acknowledges that it has assented to all of the covenants and promises in this Agreement as a single whole and that all of such covenants and promises, taken as a whole, constitute the essence of the contract. Without limiting the generality of the foregoing, each of the Parties acknowledges that any provision by AT&T of collocation space under this Agreement is solely for the purpose of facilitating the provision of other services under this Agreement as set forth in Attachment 4. The Parties further acknowledge that this Agreement is intended to constitute a single transaction and that the obligations of the Parties under this Agreement are interdependent.

16 Severability

If any provision of this Agreement, or part thereof, shall be held invalid or unenforceable in any respect, the remainder of the Agreement or provision shall not be affected thereby, provided that the Parties shall negotiate in good faith to reformulate such invalid provision, or part thereof, or related provision, to reflect as closely as possible the original intent of the parties, consistent with applicable law, and to effectuate such portions thereof as may be valid without defeating the intent of such provision. In the event the Parties are unable to mutually negotiate such replacement language, either Party may elect to pursue the dispute resolution process set forth in Section 8 above.

17 Non-Waivers

A failure or delay of either Party to enforce any of the provisions hereof, to exercise any option which is herein provided, or to require performance of any of the provisions hereof shall in no way be construed to be a waiver of such provisions or options, and each Party, notwithstanding such failure, shall have the right thereafter to insist upon the performance of any and all of the provisions of this Agreement.

18 Governing Law

Where applicable, this Agreement shall be governed by and construed in accordance with federal and state substantive telecommunications law, including rules and regulations of the FCC and appropriate Commission. In all other respects, this Agreement shall be governed by and construed

and enforced in accordance with the laws of the State of Georgia without regard to its conflict of laws principles.

19 Assignments and Transfers

19.1 Any assignment by either Party to any entity of any right, obligation or duty, or of any other interest hereunder, in whole or in part, without the prior written consent of the other Party shall be void. The assignee must provide evidence of a Commission approved certification to provide Telecommunications Service in each state that Mextel is entitled to provide Telecommunications Service. After AT&T's consent, the Parties shall amend this Agreement to reflect such assignments and shall work cooperatively to implement any changes required due to such assignment. All obligations and duties of any Party under this Agreement shall be binding on all successors in interest and assigns of such Party. No assignment or delegation hereof shall relieve the assignor of its obligations under this Agreement in the event that the assignee fails to perform such obligations. Notwithstanding anything to the contrary in this Section, Mextel shall not be permitted to assign this Agreement in whole or in part to any entity unless either (1) Mextel pays all bills, past due and current, under this Agreement, or (2) Mextel's assignee expressly assumes liability for payment of such bills.

19.2 In the event that Mextel desires to transfer any services hereunder to another provider of Telecommunications Service, or Mextel desires to assume hereunder any services provisioned by AT&T to another provider of Telecommunications Service, such transfer of services shall be subject to separately negotiated rates, terms and conditions.

20 Notices

20.1 Every notice, consent or approval of a legal nature, required or permitted by this Agreement shall be in writing and shall be delivered either by hand, by overnight courier or by US mail postage prepaid, or email if an email address is listed below, addressed to:

AT&T

Contract Management
ATTN: Notices Manager
311 S. Akard, 9th Floor
Dallas, TX 75202-5398

and

Business Markets Attorney
Suite 4300
675 West Peachtree Street
Atlanta, GA 30375

Mextel Communications Inc.

Todd Rosenschein
20757 W. Pennsylvania Ave.
Dunnellon, FL 34431-6718
1-888-390-2073 Phone
1-888-390-2088 Fax
todd@yourtelephone.net

or at such other address as the intended recipient previously shall have designated by written notice to the other Party.

20.2 Unless otherwise provided in this Agreement, notice by mail shall be effective on the date it is officially recorded as delivered by return receipt or equivalent, and in the absence of such record of delivery, it shall be presumed to have been delivered the fifth day, or next business day after the fifth day, after it was deposited in the mails.

20.3 Notwithstanding the above, AT&T will post to AT&T's Wholesale - Southeast Region Web site changes to business processes and policies and shall post to AT&T's Wholesale - Southeast Region Web site or submit through applicable electronic systems, other service and business related notices not requiring an amendment to this Agreement.

21 Rule of Construction

No rule of construction requiring interpretation against the drafting Party hereof shall apply in the interpretation of this Agreement.

22 Headings of No Force or Effect

The headings of Articles and Sections of this Agreement are for convenience of reference only, and shall in no way define, modify or restrict the meaning or interpretation of the terms or provisions of this Agreement.

23 Multiple Counterparts

This Agreement may be executed in multiple counterparts, each of which shall be deemed an original, but all of which shall together constitute but one and the same document.

24 Filing of Agreement

This Agreement, and any amendments hereto, shall be filed with the appropriate state regulatory agency pursuant to the requirements of Section 252 of the Act, or as otherwise required by the state and the Parties shall share equally in any applicable fees. Notwithstanding the foregoing, this Agreement shall not be submitted for approval by the appropriate state regulatory agency unless and until such time as Mextel is duly certified as a local exchange carrier in such state, except as otherwise required by a Commission.

25 Compliance with Law

The Parties have negotiated their respective rights and obligations pursuant to substantive Federal and State Telecommunications law and this Agreement is intended to memorialize the Parties' mutual agreement with respect to each Party's rights and obligations under the Act and applicable FCC and Commission orders, rules and regulations. Nothing contained herein, nor any reference to applicable rules and orders, is intended to expand on the Parties' rights and obligations as set forth herein. This Agreement also contains certain provisions that were negotiated without regard to the Parties' obligations as set forth Section 251 of the Act. To the extent the provisions of this Agreement differ from the provisions of any Federal or State Telecommunications statute, rule or order in effect as of the execution of this Agreement, this Agreement shall control. Each Party shall comply at its own expense with all other laws of general applicability.

26 Necessary Approvals

Each Party shall be responsible for obtaining and keeping in effect all approvals from, and rights granted by, governmental authorities, building and property owners, other carriers, and any other persons that may be required in connection with the performance of its obligations under this Agreement. Each Party shall reasonably cooperate with the other Party in obtaining and maintaining any required approvals and rights for which such Party is responsible.

27 Good Faith Performance

Each Party shall act in good faith in its performance under this Agreement and, in each case in which a Party's consent or agreement is required or requested hereunder, such Party shall not unreasonably withhold or delay such consent or agreement.

28 Rates

28.1 Mextel shall pay the charges set forth in this Agreement. In the event that AT&T is unable to bill the applicable rate or no rate is established or included in this Agreement for any services provided pursuant to this Agreement, AT&T reserves the right to back bill Mextel for such rate or for the difference between the rate actually billed and the rate that should have been billed pursuant to this Agreement; provided, however, that subject to Mextel's agreement to the limitation regarding billing disputes as described in Section 2.2 of Attachment 7 hereof, AT&T shall not back bill any amounts for services rendered more than twelve (12) months prior to the date that the charges or additional charges for such services are actually billed. Notwithstanding the foregoing, both Parties recognize that situations may exist which could necessitate back billing beyond twelve (12) months. These exceptions are:

- Charges connected with jointly provided services whereby meet point billing guidelines require either Party to rely on records provided by a third party and such records have not been provided in a timely manner;
- Charges incorrectly billed due to erroneous information supplied by the non-billing Party;
- Charges for which a regulatory body has granted, or a regulatory change permits, the billing Party the authority to back bill.

28.2 To the extent a rate element is omitted or no rate is established, AT&T has the right not to provision such service until the Agreement is amended to include such rate.

28.3 To the extent Mextel requests services not included in this Agreement, such services shall be provisioned pursuant to the rates, terms and conditions set forth in the applicable tariffs or a separately negotiated Agreement, unless the Parties agree to amend this Agreement to include such service prospectively.

29 Rate True-Up

29.1 This section applies to rates that are expressly subject to true-up.

29.2 The rates shall be trued-up, either up or down, based on final prices determined either by further agreement between the Parties, or by a final and effective order of the Commission. The Parties shall implement the true-up by comparing the actual volumes and demand for each item, together with the rates for each item, with the final prices determined for each item. Each Party shall keep its own records upon which the true-up can be based, and any final payment from one Party to the other shall be in an amount agreed upon by the Parties based on such records. In the event of any discrepancy between the records or disagreement between the Parties regarding the amount of such true-up, the dispute shall be subject to the dispute resolution process set forth in this Agreement.

29.3 A final and effective order of the Commission that forms the basis of a true-up shall be based upon cost studies submitted by either or both Parties to the Commission and shall be binding upon AT&T and Mextel specifically or upon all carriers generally, such as a generic cost proceeding.

30 Survival

The Parties' obligations under this Agreement which by their nature are intended to continue beyond the termination or expiration of this Agreement shall survive the termination or expiration of this Agreement.

31 Entire Agreement

31.1 This Agreement means the General Terms and Conditions, the Attachments hereto and all documents identified therein, as such may be amended from time to time and which are incorporated herein by reference, all of which, when taken together, are intended to constitute one indivisible agreement. This Agreement sets forth the entire understanding and supersedes prior agreements between the Parties relating to the subject matter contained in this Agreement and merges all prior discussions between them. Any orders placed under prior agreements between the Parties shall be governed by the terms of this Agreement and Mextel acknowledges and agrees that any and all amounts and obligations owed for services provisioned or orders placed under prior agreements between the Parties, related to the subject matter hereof, shall, as of the Effective Date, be due and owing under this Agreement and be governed by the terms and conditions of this Agreement as if such services or orders were provisioned or placed under this Agreement. Neither Party shall be bound by any definition, condition, provision, representation, warranty, covenant or promise other than as expressly stated in this Agreement or as is contemporaneously or subsequently set forth in writing and executed by a duly authorized officer or representative of the Party to be bound thereby.

- 31.2 Any reference throughout this Agreement to a tariff, industry guideline, AT&T's technical guideline or reference, AT&T business rule, guide or other such document containing processes or specifications applicable to the services provided pursuant to this Agreement, shall be construed to refer to only those provisions thereof that are applicable to these services, and shall include any successor or replacement versions thereof, all as they are amended from time to time and all of which are incorporated herein by reference, and may be found at AT&T's Wholesale - Southeast Region Web site at: <http://wholesale.att.com>. References to state tariffs throughout this Agreement shall be to the tariff for the state in which the services were provisioned; provided, however, that in any state where certain AT&T services or tariff provisions have been or become deregulated or detariffed, any reference in this Agreement to a detariffed or deregulated service or provision of such tariff shall be deemed to refer to the service description, price list or other agreement pursuant to which AT&T provides such services as a result of detariffing or deregulation.

Mextel Communications Inc.,
d/b/a The Dunnellon Phone Company,
d/b/a The Florida Phone Company and
d/b/a The Phone Company

By: Name: Todd RosenscheinTitle: PresDate: 3/27/08

BellSouth Telecommunications, Inc. d/b/a
AT&T Alabama, AT&T Florida, AT&T Georgia,
AT&T Kentucky, AT&T Louisiana, AT&T
Mississippi, AT&T North Carolina, AT&T South
Carolina and AT&T Tennessee

By: Name: Kristen E. ShoreTitle: DirectorDate: 4/1/08

| | <u>OCN #</u> | <u>ACNA</u> | | <u>OCN #</u> | <u>ACNA</u> |
|-----------|--------------|-------------|----------------|--------------|-------------|
| ALABAMA | <u>027F</u> | <u>XCM</u> | MISSISSIPPI | _____ | _____ |
| FLORIDA | _____ | _____ | NORTH CAROLINA | _____ | _____ |
| GEORGIA | _____ | _____ | SOUTH CAROLINA | _____ | _____ |
| KENTUCKY | _____ | _____ | TENNESSEE | _____ | _____ |
| LOUISIANA | _____ | _____ | | | |

Attachment 1

Resale

Table of Contents

| | |
|---|-----------|
| 1. Discount Rates | 3 |
| 2. Definition of Terms | 3 |
| 3. General Provisions | 3 |
| 4 AT&T's Provision of Services to Mextel..... | 5 |
| 5. Maintenance of Services..... | 6 |
| 6. Discontinuance of Service | 7 |
| 7. White Pages Listings..... | 7 |
| 8. Operator Services (Operator Call Processing and Directory Assistance)..... | 8 |
| 9. Branding for Wholesale OCP and DA | 9 |
| 10. LIDB | 10 |
| 11. Revenue Accounting Office (RAO) Hosting..... | 10 |
| 12. Optional Daily Usage File (ODUF) | 10 |
| 13. Enhanced Optional Daily Usage File (EODUF) | 10 |
| Resale Restrictions..... | Exhibit A |
| Optional Daily Usage File (ODUF) | Exhibit B |
| Enhanced Option Daily Usage File (EODUF) | Exhibit C |
| Resale Discounts and Rates | Exhibit D |

RESALE**1. Discount Rates**

- 1.1 The discounts rates applied to Mextel's purchases of AT&T Telecommunications Services for the purpose of resale shall be as set forth in Exhibit D. Such discounts have been determined by the applicable Commission to reflect the costs avoided by AT&T when selling a service for wholesale purposes.
- 1.2 The Telecommunications Services available for purchase by Mextel for the purposes of resale to Mextel's customers shall be available at AT&T's tariffed rates less the discount reflected in Exhibit D and subject to the exclusions and limitations in Exhibit A.

2. Definition of Terms

For purposes of this Attachment only, the following terms shall have the definitions as set forth below:

- 2.1 Customer of Record means the entity responsible for placing application for service; requesting additions, rearrangements, maintenance or discontinuance of service; payment in full of charges incurred such as nonrecurring, monthly recurring, toll, directory assistance, etc.
- 2.2 End User Customer Location means the physical location of the premises where a customer makes use of the Telecommunications Services.
- 2.3 New Services means functions, features or capabilities that are not currently offered by AT&T. This includes packaging of existing services or combining a new function, feature or capability with an existing service.
- 2.4 Resale means an activity wherein a certificated CLEC, such as Mextel, subscribes to the retail Telecommunications Services of AT&T and then offers those retail Telecommunications Services to the public.

3. General Provisions

- 3.1 All of the negotiated rates, terms and conditions set forth in this Attachment pertain to the resale of AT&T's retail Telecommunications Services and other services specified in this Attachment. Subject to effective and applicable FCC and Commission rules and orders, AT&T shall make available to Mextel for resale those Telecommunications Services AT&T makes available, pursuant to its General Subscriber Services Tariff (GSST) and Private Line Services Tariff, to customers who are not Telecommunications carriers.
- 3.1.1 When Mextel provides Resale service in a cross boundary area (customer is physically located in a particular state and is served by a central office in an adjoining state) the rates, regulations and discounts for the state in which the serving central office is located will apply. Billing will be from the state in which the customer is located.
- 3.2 Mextel as a reseller of Lifeline and Link-Up Services hereby certifies that it has and will comply with the FCC requirements governing the Lifeline and Link-Up programs as set forth in 47 C.F.R. § 54.417(a) and (b). This includes the requirements set forth in AT&T's GSST, Sections A3.31 and A4.7.
- 3.2.1 Mextel shall maintain records to document FCC or applicable state eligibility and verification records to document compliance governing the Lifeline/Link-Up programs for the three (3) full

preceding calendar years, and Mextel shall provide such documentation to the FCC or it's Administrator upon request.

- 3.2.2 In Tennessee, if Mextel does not resell Lifeline service to any end users, and if Mextel agrees to order an appropriate Operator Services/Directory Assistance block as set forth in AT&T's GSST, the discount shall be twenty-one point fifty-six percent (21.56%).
- 3.2.2.1 In the event Mextel resells Lifeline service to any end user in Tennessee, AT&T will begin applying the sixteen percent (16%) discount rate to all services. Upon Mextel and AT&T's implementation of a billing arrangement whereby a separate Master Account (Q-account) associated with a separate OCN is established for billing of Lifeline service end users, the discount shall be applied as set forth in Section 3.2.2 above for the non-Lifeline affected Master Account (Q-account).
- 3.2.2.2 Mextel must provide written notification to AT&T within thirty (30) days prior to either providing its own operator services/directory services or ordering the appropriate operator services/directory assistance blocking, to qualify for the higher discount rate of twenty-one point fifty-six percent (21.56%).
- 3.3 Mextel may purchase resale services from AT&T for its own use in operating its business. The resale discount will apply to those services under the following conditions:
 - 3.3.1 Mextel must resell services to other end users.
 - 3.3.2 Mextel cannot be a CLEC for the single purpose of selling to itself.
 - 3.3.3 Mextel will be the Customer of Record for all services purchased from AT&T. Except as specified herein, AT&T will take orders from, bill and receive payment from Mextel for said services.
- 3.4 Mextel will be AT&T's single point of contact for all services purchased pursuant to this Agreement. AT&T shall have no contact with the customer except to the extent provided for herein.
- 3.5 AT&T will continue to bill the customer for any services that the customer specifies it wishes to receive directly from AT&T. AT&T maintains the right to serve directly any customer within the service area of Mextel. AT&T will continue to market directly its own Telecommunications products and services and in doing so may establish independent relationships with customers of Mextel. Neither Party shall interfere with the right of any person or entity to obtain service directly from the other Party.
 - 3.5.1 AT&T will accept a request from another CLEC for conversion of the customer's service from Mextel to such other CLEC. Upon completion of the conversion AT&T will notify Mextel that such conversion has been completed.
 - 3.5.2 When a customer of Mextel or AT&T elects to change his/her carrier to the other Party, both Parties agree to release the customer's service to the other Party concurrent with the due date of the service order, which shall be established based on the standard interval for the customer's requested service as set forth in the AT&T Product and Services Interval Guide.
 - 3.5.3 AT&T and Mextel will refrain from contacting an customer who has placed or whose selected carrier has placed on the customer's behalf an order to change the customer's service provider from AT&T or Mextel to the other Party until such time that the order for service has been completed.
- 3.6 Current telephone numbers may normally be retained by the customer and are assigned to the service furnished. However, neither Party nor the customer has a property right to the telephone number or any other call number designation associated with services furnished by AT&T, and no right to the continuance of service through any particular central office. AT&T reserves the right to

change such numbers, or the central office designation associated with such numbers, or both, whenever AT&T deems it necessary to do so in the conduct of its business and in accordance with AT&T practices and procedures on a nondiscriminatory basis.

- 3.7 Service is furnished subject to the condition that it will not be used for any unlawful purpose.
- 3.8 Service will be discontinued if any law enforcement agency advises that the service being used is in violation of the law.
- 3.9 AT&T can refuse service when it has grounds to believe that service will be used in violation of the law.
- 3.10 If Mextel or its customers utilize an AT&T resold Telecommunications Service in a manner other than that for which the service was originally intended as described in AT&T's retail tariffs Mextel has the responsibility to notify AT&T. AT&T will only provision and maintain said service consistent with the terms and conditions of the tariff describing said service.
- 3.11 Facilities and/or equipment utilized by AT&T to provide service to Mextel remain the property of AT&T.
- 3.12 Service Ordering and Operations Support Systems (OSS)
- 3.12.1 Mextel must order services through resale interfaces, i.e., the Local Carrier Service Center (LCSC) and/or appropriate Complex Resale Support Group (CRSG) pursuant to this Agreement. Mextel may submit a Local Service Request (LSR) electronically as set forth in Attachment 6. Service orders will be in a standard format designated by AT&T.
- 3.12.2 AT&T messaging services set forth in AT&T's Messaging Service Re-Seller Information Package shall be made available for resale without the wholesale discount.
- 3.13 AT&T's Inside Wire Maintenance Service Plan is available for resale at rates, terms and conditions as set forth by AT&T and without the wholesale discount.
- 3.14 In the event Mextel acquires a customer whose service is provided pursuant to an AT&T Special Assembly, AT&T shall make available to Mextel that Special Assembly at the wholesale discount at Mextel's option. Mextel shall be responsible for all terms and conditions of such Special Assembly including but not limited to termination liability if applicable.
- 3.15 AT&T shall provide 911/E911 for Mextel customers in the same manner that it is provided to AT&T customers. AT&T shall provide and validate Mextel customer information to the Public Safety Answering Point (PSAP). AT&T shall use its service order process to update and maintain, on the same schedule that it uses for its customers, the Mextel customer information in the Automatic Location Identification/Data Management System (ALI/DMS) databases used to support 911/E911 services.
- 3.16 Pursuant to 47 C.F.R. § 51.617, AT&T shall bill to Mextel, and Mextel shall pay, the End User Common Line (EUCL) charges identical to the EUCL charges AT&T bills its customers.

4 AT&T's Provision of Services to Mextel

- 4.1 Resale of AT&T services shall be as follows:
 - 4.1.1 The resale of Telecommunications Services shall be limited to users and uses conforming to the class of service restrictions.
 - 4.1.2 Hotel and Hospital PBX services are the only Telecommunications Services available for resale to Hotel/Motel and Hospital customers, respectively. Similarly, Access Line Service for Customer Provided Coin Telephones is the only local service available for resale to Payphone Service

Provider (PSP) customers. Shared Tenant Service customers can only be sold those local exchange access services available in AT&T's GSST Section A23, Shared Tenant Service Section in the states of Florida, Georgia, North Carolina and South Carolina, and in A27 in the states of Alabama, Kentucky, Louisiana, Mississippi and Tennessee.

4.1.3 AT&T reserves the right to periodically audit services purchased by Mextel to establish authenticity of use. Such audit shall not occur more than once in a calendar year. Mextel shall make any and all records and data available to AT&T or AT&T's auditors on a reasonable basis. AT&T shall bear the cost of said audit. Any information provided by Mextel for purposes of such audit shall be deemed Confidential Information pursuant to the General Terms and Conditions.

4.2 Subject to Exhibit A hereto, resold services can only be used in the same manner as specified in AT&T's Tariffs. Resold services are subject to the same terms and conditions as are specified for such services when furnished to an individual customer of AT&T in the appropriate section of AT&T's Tariffs. Specific tariff features (e.g., a usage allowance per month) shall not be aggregated across multiple resold services.

4.3 If Mextel cancels an order for resold services, any costs incurred by AT&T in conjunction with provisioning of such order will be recovered in accordance with AT&T's GSST and Private Line Services Tariffs.

4.4 Service Jointly Provisioned with an Independent Company or CLEC

4.4.1 AT&T will in some instances provision resold services in accordance with AT&T's GSST and Private Line Tariffs jointly with an Independent Company (ICO) or other CLEC.

4.4.2 When Mextel assumes responsibility for such service, all terms and conditions defined in the Tariff will apply for services provided within the AT&T service area only.

4.4.3 Service terminating in an ICO or other CLEC area will be provisioned and billed by the ICO or other CLEC directly to Mextel.

4.4.4 Mextel must establish a billing arrangement with the ICO or other CLEC prior to assuming a customer account where such circumstances apply.

4.4.5 Specific guidelines regarding such services are available on the AT&T Wholesale – Southeast Web site.

5. Maintenance of Services

5.1 Services resold pursuant to this Attachment and AT&T's GSST and Private Line Service Tariff and facilities and equipment provided by AT&T shall be maintained by AT&T.

5.2 Mextel or its customers may not rearrange, move, disconnect, remove or attempt to repair any facilities owned by AT&T except with the written consent of AT&T.

5.3 Mextel accepts responsibility to notify AT&T of situations that arise that may result in a service problem.

5.4 Mextel will contact the appropriate repair centers in accordance with procedures established by AT&T.

5.5 For all repair requests, Mextel shall adhere to AT&T's prescreening guidelines prior to referring the trouble to AT&T.

5.6 AT&T reserves the right to contact Mextel's customers, if deemed necessary, for maintenance purposes.

6. Discontinuance of Service

- 6.1 The procedures for discontinuing service to a customer are as follows:
- 6.1.1 AT&T will deny service to Mextel's customer on behalf of, and at the request of, Mextel. Upon restoration of the customer's service, restoral charges will apply and will be the responsibility of Mextel.
- 6.1.2 At the request of Mextel, AT&T will disconnect a Mextel customer.
- 6.1.3 All requests by Mextel for denial or disconnection of a customer for nonpayment must be in writing.
- 6.1.4 Mextel will be made solely responsible for notifying the customer of the proposed disconnection of the service.
- 6.1.5 AT&T will continue to process calls made to the Annoyance Call Center and will advise Mextel when it is determined that annoyance calls are originated from one of its customer's locations. AT&T shall be indemnified, defended and held harmless by Mextel and/or the customer against any claim, loss or damage arising from providing this information to Mextel. It is the responsibility of Mextel to take the corrective action necessary with its customer who makes annoying calls. (Failure to do so will result in AT&T's disconnecting the customer's service.)

7. White Pages Listings

- 7.1 AT&T shall provide Mextel and its end users access to white pages directory listings under the following terms:
- 7.1.1 Listings. Mextel shall provide all new, changed and deleted listings on a timely basis and AT&T or its agent will include Mextel residential and business customer listings in the appropriate White Pages (residential and business) or alphabetical directories in the geographic areas covered by this Agreement. Directory listings will make no distinction between Mextel and AT&T customers. Mextel shall provide listing information in accordance with the procedures set forth in The AT&T Business Rules for Local Ordering found at AT&T's Wholesale – Southeast Web site.
- 7.1.2 Unlisted/Non-Published Customers. Mextel will be required to provide to AT&T the names, addresses and telephone numbers of all Mextel customers who wish to be omitted from directories. Unlisted/Non-Published listings will be subject to the rates as set forth in AT&T's GSST and shall not be subject to the wholesale discount.
- 7.1.3 Inclusion of Mextel Customers in Directory Assistance Database. AT&T will include and maintain Mextel customer listings in AT&T's Directory Assistance databases. Mextel shall provide such Directory Assistance listings to AT&T at no charge.
- 7.1.4 Listing Information Confidentiality. AT&T will afford Mextel's directory listing information the same level of confidentiality that AT&T affords its own directory listing information.
- 7.1.5 Additional and Designer Listings. Additional and designer listings will be offered by AT&T at tariffed rates as set forth in AT&T's GSST and shall not be subject to the wholesale discount.
- 7.1.6 Rates. So long as Mextel provides listing information to AT&T as set forth in Section 7.1.2 above, AT&T shall provide to Mextel one (1) basic White Pages directory listing per Mextel customer at no charge other than the manual service order charge or the electronic service order charge, as appropriate, as described in Attachment 6.
- 7.2 Directories. AT&T or its agent shall make available White Pages directories to Mextel customer at no charge or as specified in a separate agreement between Mextel and AT&T's agent.

- 7.3 Procedures for submitting Mextel Subscriber Listing Information (SLI) are found in The AT&T Business Rules for Local Ordering found at AT&T's Wholesale – Southeast Web site.
- 7.3.1 Mextel authorizes AT&T to release all Mextel SLI provided to AT&T by Mextel to qualifying third parties pursuant to either a license agreement or AT&T's Directory Publishers Database Service (DPDS) in AT&T's GSST. Such Mextel SLI shall be intermingled with AT&T's own customer listings and listings of any other CLEC that has authorized a similar release of SLI.
- 7.3.2 No compensation shall be paid to Mextel for AT&T's receipt of Mextel's SLI, or for the subsequent release to third parties of such SLI. In addition, to the extent AT&T incurs costs to modify its systems to enable the release of Mextel's SLI, or costs on an ongoing basis to administer the release of Mextel's SLI, Mextel shall pay to AT&T its proportionate share of the reasonable costs associated therewith. At any time that costs may be incurred to administer the release of Mextel's SLI, Mextel will be notified. If Mextel does not wish to pay its proportionate share of these reasonable costs, Mextel may instruct AT&T that it does not wish to release its SLI to independent publishers, and Mextel shall amend this Agreement accordingly. Mextel will be liable for all costs incurred until the effective date of the amendment.
- 7.3.3 Neither AT&T nor any agent shall be liable for the content or accuracy of any SLI provided by Mextel under this Agreement. Mextel shall indemnify, except to the extent caused by AT&T's gross negligence or willful misconduct, hold harmless and defend AT&T and its agents from and against any damages, losses, liabilities, demands, claims, suits, judgments, costs and expenses (including but not limited to reasonable attorneys' fees and expenses) arising from AT&T's Tariff obligations or otherwise and resulting from or arising out of any third party's claim of inaccurate Mextel listings or use of the SLI provided pursuant to this Agreement. AT&T may forward to Mextel any complaints received by AT&T relating to the accuracy or quality of Mextel listings.
- 7.3.4 Listings and subsequent updates will be released consistent with AT&T system changes and/or update scheduling requirements.
- 8. Operator Services (Operator Call Processing and Directory Assistance)**
- 8.1 Operator Call Processing (OCP) provides: (1) operator handling for call completion (for example, collect, third number billing, and manual calling-card calls); (2) operator or automated assistance for billing after the customer has dialed the called number (for example, calling card calls); and (3) special services including but not limited to Busy Line Verification and Emergency Line Interrupt (ELI), Emergency Agency Call and operator-assisted Directory Assistance (DA).
- 8.2 Upon request for AT&T OCP, AT&T shall:
- 8.2.1 Process 0+ and 0- dialed local calls.
- 8.2.2 Process 0+ and 0- intraLATA toll calls.
- 8.2.3 Process calls that are billed to Mextel customer's calling card that can be validated by AT&T.
- 8.2.4 Process person-to-person calls.
- 8.2.5 Process collect calls.
- 8.2.6 Provide the capability for callers to bill a third party and shall also process such calls.
- 8.2.7 Process station-to-station calls.
- 8.2.8 Process Busy Line Verify and ELI requests.
- 8.2.9 Process emergency call trace originated by PSAP.

- 8.2.10 Process operator-assisted DA calls.
- 8.2.11 Adhere to equal access requirements, providing Mextel local customer the same IXC access that AT&T provides its own operator service (OS).
- 8.2.12 Exercise at least the same level of fraud control in providing OS to Mextel that AT&T provides for its own OS.
- 8.2.13 Perform Billed Number Screening when handling Collect, Person-to-Person, and Billed-To-Third-Party calls.
- 8.2.14 Direct customer account and other similar inquiries to the customer service center designated by Mextel.
- 8.3 Upon Mextel's request AT&T shall provide call records to Mextel in accordance with Optional Daily Usage File (ODUF) standards.
- 8.4 The interface requirements shall conform to the interface specifications for the platform used to provide OS as long as the interface conforms to industry standards.
- 8.5 DA Service
- 8.5.1 DA Service provides local and non-local customer telephone number listings with the option to complete the call at the caller's direction separate and distinct from local switching.
- 8.5.2 DA Service shall provide up to two (2) listing requests per call, if available and if requested by Mextel's customer. AT&T shall provide caller-optional DA call completion service at rates set forth in AT&T's GSST to one of the provided listings.
- 8.6 DA Service Updates. AT&T shall update customer listings changes daily. These changes include:
 - 8.6.1 New customer connections;
 - 8.6.2 Customer disconnections;
 - 8.6.3 Customer address changes; and
 - 8.6.4 Non-listed and non-published numbers for use in emergencies.
- 9. **Branding for Wholesale OCP and DA**
- 9.1 AT&T's branding feature provides a definable announcement to Mextel's customers using AT&T's DA/OCP prior to placing such customers in queue or connecting them to an available operator or automated operator system. This feature allows Mextel to have its calls custom branded with Mextel's name on whose behalf AT&T is providing DA and/or OCP. Rates for the branding features are set forth in Exhibit D.
- 9.2 AT&T offers three (3) branding options to Mextel when ordering AT&T's DA and OCP: AT&T Branding, Unbranding and Custom Branding.
- 9.3 Mextel's order for Custom Branding is considered firm ten (10) business days after AT&T's receipt of the order. Mextel may cancel its order more than ten (10) business days after AT&T's receipt of the order. Mextel shall notify AT&T in writing and shall pay all charges per the order. For branding and unbranding via Originating Line Number Screening (OLNS), Mextel must contact its Senior Carrier Accounts Manager to initiate the order via the OLNS Branding Order form.
- 9.4 Branding via OLNS
- 9.4.1 AT&T Branding, Unbranding and Custom Branding are also available for DA, OCP or both via OLNS software. When utilizing this method of Unbranding or Custom Branding, Mextel shall not

be required to purchase dedicated trunking.

9.4.2 AT&T Branding is the default branding offering.

9.4.3 For AT&T to provide Unbranding or Custom Branding via OLNS software for OCP or for DA, Mextel must have its OCN(s) and telephone numbers reside in AT&T's Line Information Database (LIDB). To implement Unbranding and Custom Branding via OLNS software, Mextel must submit a manual order form which requires, among other things, Mextel's OCN and a forecast, pursuant to the appropriate AT&T form provided, for the traffic volume anticipated for each AT&T Traffic Operator Position System (TOPS) during the peak busy hour. Mextel shall provide updates to such forecast on a quarterly basis and at any time such forecasted traffic volumes are expected to change significantly. Upon Mextel's purchase of Unbranding or Custom Branding using OLNS software for any particular TOPS, all Mextel customers served by that TOPS will receive the Unbranded "no announcement" or the Custom Branded announcement.

10. LIDB

10.1 AT&T LIDB stores current information on working telephone numbers and billing account numbers.

10.2 Where Mextel is purchasing Resale services AT&T shall utilize AT&T's service order generated from Mextel LSR's to populate LIDB with Mextel's customer information. AT&T provides access to information in its LIDB, including Mextel customer information, to its LIDB customers via queries to LIDB.

10.2.1 When necessary for fraud control measures, AT&T may perform additions, updates and deletions of Mextel data to the LIDB (e.g., calling card deactivation).

10.2.2 Mextel will not be charged a fee for LIDB storage services provided by AT&T to Mextel pursuant to this Attachment.

10.3 Responsibilities of the Parties

10.3.1 AT&T will administer the data provided by Mextel pursuant to this Agreement in the same manner as AT&T administers its own data.

10.3.2 Mextel is responsible for completeness and accuracy of the data being provided to AT&T.

10.3.3 AT&T shall not be responsible to Mextel for any lost revenue which may result from AT&T's administration of the LIDB pursuant to its established practices and procedures as they exist and as they may be changed by AT&T in its sole discretion from time to time.

11. Revenue Accounting Office (RAO) Hosting

11.2 RAO Hosting is not required for resale in the AT&T Southeast Region 9-State.

12. Optional Daily Usage File (ODUF)

12.1 The ODUF Agreement with terms and conditions is included in this Attachment as Exhibit B. Rates for ODUF are as set forth in Exhibit D.

12.2 AT&T will provide ODUF service upon written request.

13. Enhanced Optional Daily Usage File (EODUF)

13.1 The EODUF service Agreement with terms and conditions is included in this Attachment as Exhibit C. Rates for EODUF are as set forth in Exhibit D.

13.2 AT&T will provide EODUF service upon written request.

EXCLUSIONS AND LIMITATIONS ON SERVICES AVAILABLE FOR RESALE (Note 4)

| Type of Service | AL | | FL | | GA | | KY | | LA | | MS | | NC | | SC | | TN | |
|---------------------------------------|--|----------|--------|----------|--------|----------|--------|----------|--------|----------|--------|----------|--------|----------|--------|----------|--------|----------|
| | Resale | Discount | Resale | Discount | Resale | Discount | Resale | Discount | Resale | Discount | Resale | Discount | Resale | Discount | Resale | Discount | Resale | Discount |
| 1 Grandfathered Services (Note 1) | Yes | Yes | Yes | Yes | Yes | Yes | Yes | Yes | Yes | Yes | Yes | Yes | Yes | Yes | Yes | Yes | Yes | Yes |
| 2 Promotions - > 90 Days(Note 2 & 3) | Yes | Yes | Yes | Yes | Yes | Yes | Yes | Yes | Yes | Yes | Yes | Yes | Yes | Yes | Yes | Yes | Yes | Yes |
| 3 Promotions - < 90 Days (Note 2 & 3) | Yes | No | No | No | Yes | No | Yes | No | Yes | No | Yes | No | Yes | No | No | No | No | No |
| 4 Lifeline/Link Up Services | Yes | Yes | Yes | Yes | Yes | Yes | Yes | Yes | Yes | Yes | Yes | Yes | Yes | Yes | Yes | Yes | Yes | Yes |
| 5 911/E911 Services | Yes | Yes | Yes | Yes | Yes | Yes | Yes | Yes | No | No | Yes | Yes | Yes | Yes | Yes | Yes | Yes | Yes |
| 6 N11 Services (Note 1) | Yes | Yes | Yes | Yes | Yes | Yes | No | No | No | No | Yes | Yes | Yes | Yes | No | No | Yes | Yes |
| 7 MemoryCall®Service | Yes | No | Yes | No | Yes | No | Yes | No | Yes | No | Yes | No | Yes | No | Yes | No | Yes | No |
| 8 Mobile Services | Yes | No | Yes | No | Yes | No | Yes | No | Yes | No | Yes | No | Yes | No | Yes | No | Yes | No |
| 9 Federal Subscriber Line Charges | Yes | No | Yes | No | Yes | No | Yes | No | Yes | No | Yes | No | Yes | No | Yes | No | Yes | No |
| 10 Nonrecurring Charges | Yes | Yes | Yes | Yes | Yes | Yes | Yes | Yes | Yes | Yes | Yes | Yes | Yes | Yes | Yes | Yes | Yes | No |
| 11 EUCL Charge | Yes | No | Yes | No | Yes | No | Yes | No | Yes | No | Yes | No | Yes | No | Yes | No | Yes | No |
| 12 Public Telephone Access Svc(PTAS) | Yes | Yes | Yes | Yes | Yes | Yes | Yes | Yes | Yes | Yes | Yes | Yes | Yes | Yes | Yes | No | Yes | Yes |
| 13 Inside Wire Maint Service Plan | Yes | No | Yes | No | Yes | No | Yes | No | Yes | No | Yes | No | Yes | No | Yes | No | Yes | No |
| Applicable Notes: | | | | | | | | | | | | | | | | | | |
| 1. | Grandfathered services can be resold only to existing subscribers of the grandfathered service. | | | | | | | | | | | | | | | | | |
| 2. | Where available for resale, promotions will be made available only to customers who would have qualified for the promotion had it been provided by AT&T directly. Promotions, if any, which are not required to be resold under applicable state or federal law or regulation may not be available. | | | | | | | | | | | | | | | | | |
| 3. | Promotions shall be available only for the term set forth in the applicable tariff or other promotion documentation. | | | | | | | | | | | | | | | | | |
| 4. | Some of AT&T's local exchange and toll Telecommunications Services are not available in certain central offices and areas. | | | | | | | | | | | | | | | | | |

Optional Daily Usage File

1. Upon written request from Mextel, AT&T will provide the ODUF service to Mextel pursuant to the terms and conditions set forth in this section.
2. Mextel shall furnish all relevant information required by AT&T for the provision of the ODUF.
3. The ODUF feed provides Mextel messages that were carried over the AT&T network and processed by AT&T for Mextel.
4. Charges for ODUF will appear on Mextel's monthly bills for the previous month's usage in arrears. The charges are as set forth in Exhibit D.
5. The ODUF feed will contain both rated and unrated messages. All messages will be in the standard Alliance for Telecommunications Industry Solutions (ATIS) Exchange Message Interface (EMI) record format.
6. ODUF Specifications
 - 6.1 ODUF Message to be Transmitted
 - 6.1.1 The following messages recorded by AT&T will be transmitted to Mextel:
 - 6.1.1.1 Message recording for per use/per activation type services (examples: Three Way Calling, Verify, Interrupt, Call Return, etc.);
 - 6.1.1.2 Measured local calls;
 - 6.1.1.3 Directory Assistance messages;
 - 6.1.1.4 IntraLATA Toll;
 - 6.1.1.5 WATS and 800 Service;
 - 6.1.1.6 N11;
 - 6.1.1.7 Information Service Provider Messages;
 - 6.1.1.8 OS Messages;
 - 6.1.1.9 OS Message Attempted Calls;
 - 6.1.1.10 Credit/Cancel Records; and
 - 6.1.1.11 Usage for Voice Mail Message Service.
 - 6.1.2 Rated Incollects (messages AT&T receives from other revenue accounting offices) appear on ODUF. Rated Incollects will be intermingled with AT&T recorded rated and unrated usage. Rated Incollects will not be packed separately.
 - 6.1.3 AT&T will perform duplicate record checks on records processed to ODUF. Any duplicate messages detected will be deleted and not sent to Mextel.
 - 6.1.4 In the event that Mextel detects a duplicate on ODUF they receive from AT&T, Mextel will drop the duplicate message and will not return the duplicate to AT&T.

6.2 ODUF Physical File Characteristics

6.2.1 ODUF will be distributed to Mextel via Secure File Transfer Protocol (FTP). The ODUF feed will be a variable block format. The data on the ODUF feed will be in a non-compacted EMI format (one hundred seventy-five (175) byte format plus modules). It will be created on a daily basis Monday through Friday except holidays. Details such as dataset name and delivery schedule will be addressed during negotiations of the distribution medium. There will be a maximum of one (1) dataset per workday per OCN. If AT&T determines the Secure FTP Mailbox is nearing capacity levels, AT&T may move the customer to CONNECT:Direct file delivery.

6.2.2 If the customer is moved, CONNECT:Direct data circuits (private line or dial-up) will be required between AT&T and Mextel for the purpose of data transmission. Where a dedicated line is required, Mextel will be responsible for ordering the circuit, overseeing its installation and coordinating the installation with AT&T. Mextel will also be responsible for any charges associated with this line. Equipment required on the AT&T end to attach the line to the mainframe computer and to transmit messages successfully on an ongoing basis will be negotiated on an individual case basis. Any costs incurred for such equipment will be Mextel's responsibility. Where a dial-up facility is required, dial circuits will be installed in the AT&T data center by AT&T and the associated charges assessed to Mextel. Additionally, all message toll charges associated with the use of the dial circuit by Mextel will be the responsibility of Mextel. Associated equipment on the AT&T end, including a modem, will be negotiated on an individual case basis between the Parties. All equipment, including modems and software, that is required on Mextel's end for the purpose of data transmission will be the responsibility of Mextel.

6.2.3 If Mextel utilizes FTP for data file transmission, purchase of the FTP software will be the responsibility of Mextel.

6.3 ODUF Packing Specifications

6.3.1 The data will be packed using ATIS EMI records. A pack will contain a minimum of one (1) message record or a maximum of ninety-nine thousand nine hundred and ninety-nine (99,999) message records plus a pack header record and a pack trailer record. One transmission can contain a maximum of ninety-nine (99) packs and a minimum of one (1) pack.

6.3.2 The OCN, From RAO, and Invoice Number will control the invoice sequencing. The From RAO will be used to identify to Mextel which AT&T RAO is sending the message. AT&T and Mextel will use the invoice sequencing to control data exchange. AT&T will be notified of sequence failures identified by Mextel and resend the data as appropriate.

6.4 ODUF Pack Rejection

6.4.1 Mextel will notify AT&T within one (1) business day of rejected packs (via the mutually agreed medium). Packs could be rejected because of pack sequencing discrepancies or a critical edit failure on the Pack Header or Pack Trailer records (e.g., out-of-balance condition on grand totals, invalid data populated). Standard ATIS EMI error codes will be used. Mextel will not be required to return the actual rejected data to AT&T. Rejected packs will be corrected and retransmitted to Mextel by AT&T.

6.5 ODUF Control Data

6.5.1 Mextel will send one confirmation record per pack that is received from AT&T. This confirmation record will indicate Mextel's receipt of the pack and the acceptance or rejection of the pack. Pack Status Code(s) will be populated using standard ATIS EMI error codes for packs that were rejected

by Mextel for reasons stated in the above section.

6.6 ODUF Testing

6.6.1 Upon request from Mextel, AT&T shall send ODUF test files to Mextel. The Parties agree to review and discuss the ODUF file content and/or format. For testing of usage results, AT&T shall request that Mextel set up a production (live) file. The live test may consist of Mextel's employees making test calls for the types of services Mextel requests on ODUF. These test calls are logged by Mextel, and the logs are provided to AT&T. These logs will be used to verify the files. Testing will be completed within thirty (30) days from the date on which the initial test file was sent.

Enhanced Optional Daily Usage File

1. Upon written request from Mextel, AT&T will provide the EODUF service to Mextel pursuant to the terms and conditions set forth in this section. EODUF will only be sent to existing ODUF subscribers who request the EODUF option.
2. Mextel shall furnish all relevant information required by AT&T for the provision of the EODUF.
3. The EODUF will provide usage data for local calls originating from resold Flat Rate Business and Residential Lines.
4. Charges for EODUF will appear on Mextel's monthly bills for the previous month's usage in arrears. The charges are as set forth in Exhibit D.
5. All messages will be in the standard ATIS EMI record format.
6. Messages that error in the billing system of Mextel will be the responsibility of Mextel. If, however, Mextel should encounter significant volumes of errored messages that prevent processing by Mextel within its systems, AT&T will work with Mextel to determine the source of the errors and the appropriate resolution.
7. EODUF Specifications
 - 7.1 EODUF Usage To Be Transmitted
 - 7.1.1 The following messages recorded by AT&T will be transmitted to Mextel:
 - 7.1.1.1 Customer usage data for flat rated local calls originating from Mextel's customer lines (1FB or 1FR). The EODUF record for flat rate messages will include:
 - 7.1.1.1.1 Date of Call
 - 7.1.1.1.2 From Number
 - 7.1.1.1.3 To Number
 - 7.1.1.1.4 Connect Time
 - 7.1.1.1.5 Conversation Time
 - 7.1.1.1.6 Method of Recording
 - 7.1.1.1.7 From RAO
 - 7.1.1.1.8 Rate Class
 - 7.1.1.1.9 Message Type
 - 7.1.1.1.10 Billing Indicators
 - 7.1.1.1.11 Bill to Number
 - 7.1.2 AT&T will perform duplicate record checks on EODUF records processed to ODUF. Any duplicate messages detected will be deleted and not sent to Mextel.
 - 7.1.3 In the event that Mextel detects a duplicate on EODUF they receive from AT&T, Mextel will drop the duplicate message and will not return the duplicate to AT&T.

7.2 EODUF Physical File Characteristics

7.2.1 EODUF feed will be distributed to Mextel via FTP. The EODUF messages will be intermingled among Mextel's ODUF messages. The EODUF will be a variable block format. The data on the EODUF will be in a non-compacted EMI format (one hundred seventy-five (175) byte format plus modules). It will be created on a daily basis Monday through Friday except holiday. If AT&T determines the Secure FTP mailbox is nearing capacity levels, AT&T may move the customer to CONNECT:Direct file delivery.

7.2.2 Data circuits (private line or dial-up) may be required between AT&T and Mextel for the purpose of data transmission. Where a dedicated line is required, Mextel will be responsible for ordering the circuit, overseeing its installation and coordinating the installation with AT&T. Mextel will also be responsible for any charges associated with this line. Equipment required on the AT&T end to attach the line to the mainframe computer and to transmit successfully ongoing will be negotiated on an individual case basis. Where a dial-up facility is required, dial circuits will be installed in the AT&T data center by AT&T and the associated charges assessed to Mextel. Additionally, all message toll charges associated with the use of the dial circuit by Mextel will be the responsibility of Mextel. Associated equipment on the AT&T end, including a modem, will be negotiated on an individual case basis between the Parties. All equipment, including modems and software, that is required on Mextel's end for the purpose of data transmission will be the responsibility of Mextel.

7.2.3 If Mextel utilizes FTP for data file transmission, purchase of the FTP software will be the responsibility of Mextel.

7.3 EODUF Packing Specifications

7.3.1 The data will be packed using ATIS EMI records. A pack will contain a minimum of one (1) message record or a maximum of ninety-nine thousand nine hundred and ninety-nine (99,999) message records plus a pack header record and a pack trailer record. One transmission can contain a maximum of ninety-nine (99) packs and a minimum of one (1) pack.

7.3.2 The OCN, From RAO, and Invoice Number will control the invoice sequencing. The From RAO will be used to identify to Mextel which AT&T RAO is sending the message. AT&T and Mextel will use the invoice sequencing to control data exchange. AT&T will be notified of sequence failures identified by Mextel and resend the data as appropriate.

| RESALE DISCOUNTS & RATES - Alabama | | | | | | | | | | | | | Att: 1 Exh: D | | | | |
|---|---|--|------|-----|------|-----------|----------------------------------|--------------------------------------|--|--|---|---|---------------|-------|-------|-------|--|
| CATEGORY | RATE ELEMENTS | Interim | Zone | BCS | USOC | RATES(\$) | Svc Order Submitted Elec per LSR | Svc Order Submitted Manually per LSR | Incremental Charge - Manual Svc Order vs. Electronic-1st | Incremental Charge - Manual Svc Order vs. Electronic-Add'l | Incremental Charge - Manual Svc Order vs. Electronic-Disc 1st | Incremental Charge - Manual Svc Order vs. Electronic-Disc Add'l | | | | | |
| | | | | | | | | | | | | | | | | | |
| | | | | | | Rec | Nonrecurring | | Nonrecurring Disconnect | | OSS Rates(\$) | | | | | | |
| | | | | | | | First | Add'l | First | Add'l | SOMEc | SOMAN | SOMAN | SOMAN | SOMAN | SOMAN | |
| RESALE APPLICABLE DISCOUNTS | | | | | | | | | | | | | | | | | |
| | | | | | | | | | | | | | | | | | |
| | | Residence % | | | | 16.30 | | | | | | | | | | | |
| | | Business % | | | | 16.30 | | | | | | | | | | | |
| | | CSAs % | | | | 16.30 | | | | | | | | | | | |
| OPERATIONS SUPPORT SYSTEMS (OSS) - "REGIONAL RATES" | | | | | | | | | | | | | | | | | |
| | NOTE: (1) CLEC should contact its contract negotiator if it prefers the "state specific" OSS charges as ordered by the State Commissions. The OSS charges currently contained in this rate exhibit are the AT&T "regional" service ordering charges. CLEC may elect either the state specific Commission ordered rates for the service ordering charges, or CLEC may elect the regional service ordering charge, however, CLEC can not obtain a mixture of the two regardless if CLEC has a interconnection contract established in each of the 9 states. | | | | | | | | | | | | | | | | |
| | | OSS - Electronic Service Order Charge, Per Local Service Request (LSR) - Resale Only | | | | SOMEc | 3.50 | 0.00 | 3.50 | 0.00 | | | | | | | |
| | | OSS - Manual Service Order Charge, Per Local Service Request (LSR) - Resale Only | | | | SOMAN | 19.99 | 0.00 | 19.99 | 0.00 | | | | | | | |
| ODUF/EODUF SERVICES | | | | | | | | | | | | | | | | | |
| OPTIONAL DAILY USAGE FILE (ODUF) | | | | | | | | | | | | | | | | | |
| | | ODUF: Recording, per message | | | | | 0.000011 | | | | | | | | | | |
| | | ODUF: Message Processing, per message | | | | | 0.004101 | | | | | | | | | | |
| | | ODUF: Message Processing, per Magnetic Tape provisioned | | | | | 42.67 | | | | | | | | | | |
| | | ODUF: Data Transmission (CONNECT:DIRECT), per message | | | | | 0.000094 | | | | | | | | | | |
| ENHANCED OPTIONAL DAILY USAGE FILE (EODUF) | | | | | | | | | | | | | | | | | |
| | | EODUF: Message Processing, per message | | | | | 0.22 | | | | | | | | | | |
| SELECTIVE CALL ROUTING USING LINE CLASS CODES (SCR-LCC) | | | | | | | | | | | | | | | | | |
| | | Selective Routing Per Unique Line Class Code Per Request Per Switch | | | | | 84.70 | 84.70 | 14.11 | 14.11 | | | | | | | |
| DIRECTORY ASSISTANCE CUSTOM BRANDING ANNOUNCEMENT via OLNS SOFTWARE | | | | | | | | | | | | | | | | | |
| | | Recording of DA Custom Branded Announcement | | | | | 3,000.00 | 3,000.00 | | | | | | | | | |
| | | Loading of DA Custom Branded Announcement per Switch per OCN | | | | | 1,170.00 | 1,170.00 | | | | | | | | | |
| DIRECTORY ASSISTANCE UNBRANDING via OLNS SOFTWARE | | | | | | | | | | | | | | | | | |
| | | Loading of DA per OCN (1 OCN per Order) | | | | | 420.00 | 420.00 | | | | | | | | | |
| | | Loading of DA per Switch per OCN | | | | | 16.00 | 16.00 | | | | | | | | | |
| OPERATOR ASSISTANCE CUSTOM BRANDING ANNOUNCEMENT via OLNS SOFTWARE | | | | | | | | | | | | | | | | | |
| | | Recording of Custom Branded OA Announcement | | | | | 7,000.00 | 7,000.00 | | | | | | | | | |
| | | Loading of Custom Branded OA Announcement per shelf/NAV per OCN | | | | | 500.00 | 500.00 | | | | | | | | | |
| | | Loading of OA Custom Branded Announcement per Switch per OCN | | | | | 1,170.00 | 1,170.00 | | | | | | | | | |
| OPERATOR ASSISTANCE UNBRANDING via OLNS SOFTWARE | | | | | | | | | | | | | | | | | |
| | | Loading of OA per OCN (Regional) | | | | | 1,200.00 | 1,200.00 | | | | | | | | | |

| RESALE DISCOUNTS & RATES - Florida | | | | | | | | | | | | | Att: 1 Exh: D | | | | | | |
|---|---------------|--|--|--|--|---------|------|-------|------------|-----------|--------------|-------|-------------------------|----------------------------------|--------------------------------------|--|--|---|---|
| CATEGORY | RATE ELEMENTS | | | | | Interim | Zone | BCS | USOC | RATES(\$) | | | | Svc Order Submitted Elec per LSR | Svc Order Submitted Manually per LSR | Incremental Charge - Manual Svc Order vs. Electronic-1st | Incremental Charge - Manual Svc Order vs. Electronic-Add'l | Incremental Charge - Manual Svc Order vs. Electronic-Disc 1st | Incremental Charge - Manual Svc Order vs. Electronic-Disc Add'l |
| | | | | | | | | | | Rec | Nonrecurring | | Nonrecurring Disconnect | | OSS Rates(\$) | | | | |
| | | | | | | | | | | | First | Add'l | First | Add'l | SOMEc | SOMAN | SOMAN | SOMAN | SOMAN |
| RESALE APPLICABLE DISCOUNTS | | | | | | | | | | | | | | | | | | | |
| | | Residence % | | | | | | | | 21.83 | | | | | | | | | |
| | | Business % | | | | | | | | 16.81 | | | | | | | | | |
| | | CSAs % | | | | | | | | 16.81 | | | | | | | | | |
| OPERATIONS SUPPORT SYSTEMS (OSS) - "REGIONAL RATES" | | | | | | | | | | | | | | | | | | | |
| NOTE: (1) CLEC should contact its contract negotiator if it prefers the "state specific" OSS charges as ordered by the State Commissions. The OSS charges currently contained in this rate exhibit are the AT&T "regional" service ordering charges. CLEC may elect either the state specific Commission ordered rates for the service ordering charges, or CLEC may elect the regional service ordering charge, however, CLEC can not obtain a mixture of the two regardless if CLEC has a interconnection contract established in each of the 9 states. | | | | | | | | | | | | | | | | | | | |
| | | OSS - Electronic Service Order Charge, Per Local Service Request (LSR) - Resale Only | | | | | | SOMEc | | 3.50 | 0.00 | 3.50 | 0.00 | | | | | | |
| | | OSS - Manual Service Order Charge, Per Local Service Request (LSR) - Resale Only | | | | | | SOMAN | | 19.99 | 0.00 | 19.99 | 0.00 | | | | | | |
| ODUF/EODUF SERVICES | | | | | | | | | | | | | | | | | | | |
| OPTIONAL DAILY USAGE FILE (ODUF) | | | | | | | | | | | | | | | | | | | |
| | | ODUF: Recording, per message | | | | | | | 0.0000071 | | | | | | | | | | |
| | | ODUF: Message Processing, per message | | | | | | | 0.002146 | | | | | | | | | | |
| | | ODUF: Message Processing, per Magnetic Tape provisioned | | | | | | | 35.91 | | | | | | | | | | |
| | | ODUF: Data Transmission (CONNECT:DIRECT), per message | | | | | | | 0.00010375 | | | | | | | | | | |
| ENHANCED OPTIONAL DAILY USAGE FILE (EODUF) | | | | | | | | | | | | | | | | | | | |
| | | EODUF: Message Processing, per message | | | | | | | 0.080698 | | | | | | | | | | |
| SELECTIVE CALL ROUTING USING LINE CLASS CODES (SCR-LCC) | | | | | | | | | | | | | | | | | | | |
| | | Selective Routing Per Unique Line Class Code Per Request Per Switch | | | | | | | | 93.55 | 93.55 | 12.71 | 12.71 | | | | | | |
| DIRECTORY ASSISTANCE CUSTOM BRANDING ANNOUNCEMENT via OLNS SOFTWARE | | | | | | | | | | | | | | | | | | | |
| | | Recording of DA Custom Branded Announcement | | | | | | | | 3,000.00 | 3,000.00 | | | | | | | | |
| | | Loading of DA Custom Branded Announcement per Switch per OCN | | | | | | | | 1,170.00 | 1,170.00 | | | | | | | | |
| DIRECTORY ASSISTANCE UNBRANDING via OLNS SOFTWARE | | | | | | | | | | | | | | | | | | | |
| | | Loading of DA per OCN (1 OCN per Order) | | | | | | | | 420.00 | 420.00 | | | | | | | | |
| | | Loading of DA per Switch per OCN | | | | | | | | 16.00 | 16.00 | | | | | | | | |
| OPERATOR ASSISTANCE CUSTOM BRANDING ANNOUNCEMENT via OLNS SOFTWARE | | | | | | | | | | | | | | | | | | | |
| | | Recording of Custom Branded OA Announcement | | | | | | | | 7,000.00 | 7,000.00 | | | | | | | | |
| | | Loading of Custom Branded OA Announcement per shelf/NAV per OCN | | | | | | | | 500.00 | 500.00 | | | | | | | | |
| | | Loading of OA Custom Branded Announcement per Switch per OCN | | | | | | | | 1,170.00 | 1,170.00 | | | | | | | | |
| OPERATOR ASSISTANCE UNBRANDING via OLNS SOFTWARE | | | | | | | | | | | | | | | | | | | |
| | | Loading of OA per OCN (Regional) | | | | | | | | 1,200.00 | 1,200.00 | | | | | | | | |

| RESALE DISCOUNTS & RATES - Georgia | | | | | | | | | | | | Att: 1 Exh: D | | | | |
|---|---|--|---------|------|-----|-------|------------|--------------|----------|-------------------------|----------------------------------|--------------------------------------|--|--|---|---|
| CATEGORY | RATE ELEMENTS | | Interim | Zone | BCS | USOC | RATES(\$) | | | | Svc Order Submitted Elec per LSR | Svc Order Submitted Manually per LSR | Incremental Charge - Manual Svc Order vs. Electronic-1st | Incremental Charge - Manual Svc Order vs. Electronic-Add'l | Incremental Charge - Manual Svc Order vs. Electronic-Disc 1st | Incremental Charge - Manual Svc Order vs. Electronic-Disc Add'l |
| | | | | | | | Rec | Nonrecurring | | Nonrecurring Disconnect | | OSS Rates(\$) | | | | |
| | | | | | | | | First | Add'l | First | Add'l | SOMEc | SOMAN | SOMAN | SOMAN | SOMAN |
| RESALE APPLICABLE DISCOUNTS | | | | | | | | | | | | | | | | |
| | | Residence % | | | | | 20.30 | | | | | | | | | |
| | | Business % | | | | | 17.30 | | | | | | | | | |
| | | CSAs % | | | | | 17.30 | | | | | | | | | |
| OPERATIONS SUPPORT SYSTEMS (OSS) - "REGIONAL RATES" | | | | | | | | | | | | | | | | |
| | NOTE: (1) CLEC should contact its contract negotiator if it prefers the "state specific" OSS charges as ordered by the State Commissions. The OSS charges currently contained in this rate exhibit are the AT&T "regional" service ordering charges. CLEC may elect either the state specific Commission ordered rates for the service ordering charges, or CLEC may elect the regional service ordering charge, however, CLEC can not obtain a mixture of the two regardless if CLEC has a interconnection contract established in each of the 9 states. | | | | | | | | | | | | | | | |
| | | OSS - Electronic Service Order Charge, Per Local Service Request (LSR) - Resale Only | | | | SOMEc | | 3.50 | 0.00 | 3.50 | 0.00 | | | | | |
| | | OSS - Manual Service Order Charge, Per Local Service Request (LSR) - Resale Only | | | | SOMAN | | 19.99 | 0.00 | 19.99 | 0.00 | | | | | |
| ODUF/EODUF SERVICES | | | | | | | | | | | | | | | | |
| | OPTIONAL DAILY USAGE FILE (ODUF) | | | | | | | | | | | | | | | |
| | | ODUF: Recording, per message | | | | | 0.000007 | | | | | | | | | |
| | | ODUF: Message Processing, per message | | | | | 0.002165 | | | | | | | | | |
| | | ODUF: Message Processing, per Magnetic Tape provisioned | | | | | 36.02 | | | | | | | | | |
| | | ODUF: Data Transmission (CONNECT:DIRECT), per message | | | | | 0.00010888 | | | | | | | | | |
| | ENHANCED OPTIONAL DAILY USAGE FILE (EODUF) | | | | | | | | | | | | | | | |
| | | EODUF: Message Processing, per message | | | | | 0.229077 | | | | | | | | | |
| SELECTIVE CALL ROUTING USING LINE CLASS CODES (SCR-LCC) | | | | | | | | | | | | | | | | |
| | | Selective Routing Per Unique Line Class Code Per Request Per Switch | | | | | | 102.19 | 61.15 | 12.68 | 6.34 | | | | | |
| DIRECTORY ASSISTANCE CUSTOM BRANDING ANNOUNCEMENT via OLNS SOFTWARE | | | | | | | | | | | | | | | | |
| | | Recording of DA Custom Branded Announcement | | | | | | 3,000.00 | 3,000.00 | | | | | | | |
| | | Loading of DA Custom Branded Announcement per Switch per OCN | | | | | | 1,170.00 | 1,170.00 | | | | | | | |
| DIRECTORY ASSISTANCE UNBRANDING via OLNS SOFTWARE | | | | | | | | | | | | | | | | |
| | | Loading of DA per OCN (1 OCN per Order) | | | | | | 420.00 | 420.00 | | | | | | | |
| | | Loading of DA per Switch per OCN | | | | | | 16.00 | 16.00 | | | | | | | |
| OPERATOR ASSISTANCE CUSTOM BRANDING ANNOUNCEMENT via OLNS SOFTWARE | | | | | | | | | | | | | | | | |
| | | Recording of Custom Branded OA Announcement | | | | | | 7,000.00 | 7,000.00 | | | | | | | |
| | | Loading of Custom Branded OA Announcement per shelf/NAV per OCN | | | | | | 500.00 | 500.00 | | | | | | | |
| | | Loading of OA Custom Branded Announcement per Switch per OCN | | | | | | 1,170.00 | 1,170.00 | | | | | | | |
| OPERATOR ASSISTANCE UNBRANDING via OLNS SOFTWARE | | | | | | | | | | | | | | | | |
| | | Loading of OA per OCN (Regional) | | | | | | 1,200.00 | 1,200.00 | | | | | | | |

| RESALE DISCOUNTS & RATES - Kentucky | | | | | | | | | | | | | Att: 1 Exh: D | | | |
|---|---|--|---------|------|-----|-------|------------|--------------|----------|-------------------------|----------------------------------|--------------------------------------|--|--|---|---|
| CATEGORY | RATE ELEMENTS | | Interim | Zone | BCS | USOC | RATES(\$) | | | | Svc Order Submitted Elec per LSR | Svc Order Submitted Manually per LSR | Incremental Charge - Manual Svc Order vs. Electronic-1st | Incremental Charge - Manual Svc Order vs. Electronic-Add'l | Incremental Charge - Manual Svc Order vs. Electronic-Disc 1st | Incremental Charge - Manual Svc Order vs. Electronic-Disc Add'l |
| | | | | | | | Rec | Nonrecurring | | Nonrecurring Disconnect | | OSS Rates(\$) | | | | |
| | | | | | | | | First | Add'l | First | Add'l | SOMEc | SOMAN | SOMAN | SOMAN | SOMAN |
| RESALE APPLICABLE DISCOUNTS | | | | | | | | | | | | | | | | |
| | | Residence % | | | | | 16.79 | | | | | | | | | |
| | | Business % | | | | | 15.54 | | | | | | | | | |
| | | CSAs % | | | | | 15.54 | | | | | | | | | |
| OPERATIONS SUPPORT SYSTEMS (OSS) - "REGIONAL RATES" | | | | | | | | | | | | | | | | |
| | NOTE: (1) CLEC should contact its contract negotiator if it prefers the "state specific" OSS charges as ordered by the State Commissions. The OSS charges currently contained in this rate exhibit are the AT&T "regional" service ordering charges. CLEC may elect either the state specific Commission ordered rates for the service ordering charges, or CLEC may elect the regional service ordering charge, however, CLEC can not obtain a mixture of the two regardless if CLEC has a interconnection contract established in each of the 9 states. | | | | | | | | | | | | | | | |
| | | OSS - Electronic Service Order Charge, Per Local Service Request (LSR) - Resale Only | | | | SOMEc | | 3.50 | 0.00 | 3.50 | 0.00 | | | | | |
| | | OSS - Manual Service Order Charge, Per Local Service Request (LSR) - Resale Only | | | | SOMAN | | 19.99 | 0.00 | 19.99 | 0.00 | | | | | |
| ODUF/EODUF SERVICES | | | | | | | | | | | | | | | | |
| OPTIONAL DAILY USAGE FILE (ODUF) | | | | | | | | | | | | | | | | |
| | | ODUF: Recording, per message | | | | | 0.0000136 | | | | | | | | | |
| | | ODUF: Message Processing, per message | | | | | 0.002506 | | | | | | | | | |
| | | ODUF: Message Processing, per Magnetic Tape provisioned | | | | | 35.90 | | | | | | | | | |
| | | ODUF: Data Transmission (CONNECT:DIRECT), per message | | | | | 0.00010372 | | | | | | | | | |
| ENHANCED OPTIONAL DAILY USAGE FILE (EODUF) | | | | | | | | | | | | | | | | |
| | | EODUF: Message Processing, per message | | | | | 0.235889 | | | | | | | | | |
| SELECTIVE CALL ROUTING USING LINE CLASS CODES (SCR-LCC) | | | | | | | | | | | | | | | | |
| | | Selective Routing Per Unique Line Class Code Per Request Per Switch | | | | | | 93.53 | 93.53 | 15.58 | 15.58 | | | | | |
| DIRECTORY ASSISTANCE CUSTOM BRANDING ANNOUNCEMENT via OLNS SOFTWARE | | | | | | | | | | | | | | | | |
| | | Recording of DA Custom Branded Announcement | | | | | | 3,000.00 | 3,000.00 | | | | | | | |
| | | Loading of DA Custom Branded Announcement per Switch per OCN | | | | | | 1,170.00 | 1,170.00 | | | | | | | |
| DIRECTORY ASSISTANCE UNBRANDING via OLNS SOFTWARE | | | | | | | | | | | | | | | | |
| | | Loading of DA per OCN (1 OCN per Order) | | | | | | 420.00 | 420.00 | | | | | | | |
| | | Loading of DA per Switch per OCN | | | | | | 16.00 | 16.00 | | | | | | | |
| OPERATOR ASSISTANCE CUSTOM BRANDING ANNOUNCEMENT via OLNS SOFTWARE | | | | | | | | | | | | | | | | |
| | | Recording of Custom Branded OA Announcement | | | | | | 7,000.00 | 7,000.00 | | | | | | | |
| | | Loading of Custom Branded OA Announcement per shelf/NAV per OCN | | | | | | 500.00 | 500.00 | | | | | | | |
| | | Loading of OA Custom Branded Announcement per Switch per OCN | | | | | | 1,170.00 | 1,170.00 | | | | | | | |
| OPERATOR ASSISTANCE UNBRANDING via OLNS SOFTWARE | | | | | | | | | | | | | | | | |
| | | Loading of OA per OCN (Regional) | | | | | | 1,200.00 | 1,200.00 | | | | | | | |

| RESALE DISCOUNTS & RATES - Louisiana | | | | | | | | | | | | | Att: 1 Exh: D | | | | | | |
|---|---------------|--|--|--|--|---------|------|-------|------------|-----------|--------------|-------|-------------------------|----------------------------------|--------------------------------------|--|--|---|---|
| CATEGORY | RATE ELEMENTS | | | | | Interim | Zone | BCS | USOC | RATES(\$) | | | | Svc Order Submitted Elec per LSR | Svc Order Submitted Manually per LSR | Incremental Charge - Manual Svc Order vs. Electronic-1st | Incremental Charge - Manual Svc Order vs. Electronic-Add'l | Incremental Charge - Manual Svc Order vs. Electronic-Disc 1st | Incremental Charge - Manual Svc Order vs. Electronic-Disc Add'l |
| | | | | | | | | | | Rec | Nonrecurring | | Nonrecurring Disconnect | | OSS Rates(\$) | | | | |
| | | | | | | | | | | | First | Add'l | First | Add'l | SOMEc | SOMAN | SOMAN | SOMAN | SOMAN |
| RESALE APPLICABLE DISCOUNTS | | | | | | | | | | | | | | | | | | | |
| | | Residence % | | | | | | | | 20.72 | | | | | | | | | |
| | | Business % | | | | | | | | 20.72 | | | | | | | | | |
| | | CSAs % | | | | | | | | 9.05 | | | | | | | | | |
| OPERATIONS SUPPORT SYSTEMS (OSS) - "REGIONAL RATES" | | | | | | | | | | | | | | | | | | | |
| NOTE: (1) CLEC should contact its contract negotiator if it prefers the "state specific" OSS charges as ordered by the State Commissions. The OSS charges currently contained in this rate exhibit are the AT&T "regional" service ordering charges. CLEC may elect either the state specific Commission ordered rates for the service ordering charges, or CLEC may elect the regional service ordering charge, however, CLEC can not obtain a mixture of the two regardless if CLEC has a interconnection contract established in each of the 9 states. | | | | | | | | | | | | | | | | | | | |
| | | OSS - Electronic Service Order Charge, Per Local Service Request (LSR) - Resale Only | | | | | | SOMEc | | 3.50 | 0.00 | 3.50 | 0.00 | | | | | | |
| | | OSS - Manual Service Order Charge, Per Local Service Request (LSR) - Resale Only | | | | | | SOMAN | | 19.99 | 0.00 | 19.99 | 0.00 | | | | | | |
| ODUF/EODUF SERVICES | | | | | | | | | | | | | | | | | | | |
| OPTIONAL DAILY USAGE FILE (ODUF) | | | | | | | | | | | | | | | | | | | |
| | | ODUF: Recording, per message | | | | | | | 0.0000117 | | | | | | | | | | |
| | | ODUF: Message Processing, per message | | | | | | | 0.004641 | | | | | | | | | | |
| | | ODUF: Message Processing, per Magnetic Tape provisioned | | | | | | | 48.45 | | | | | | | | | | |
| | | ODUF: Data Transmission (CONNECT:DIRECT), per message | | | | | | | 0.00010568 | | | | | | | | | | |
| ENHANCED OPTIONAL DAILY USAGE FILE (EODUF) | | | | | | | | | | | | | | | | | | | |
| | | EODUF: Message Processing, per message | | | | | | | 0.250015 | | | | | | | | | | |
| SELECTIVE CALL ROUTING USING LINE CLASS CODES (SCR-LCC) | | | | | | | | | | | | | | | | | | | |
| | | Selective Routing Per Unique Line Class Code Per Request Per Switch | | | | | | | | 82.25 | 82.25 | | | | | | | | |
| DIRECTORY ASSISTANCE CUSTOM BRANDING ANNOUNCEMENT via OLNS SOFTWARE | | | | | | | | | | | | | | | | | | | |
| | | Recording of DA Custom Branded Announcement | | | | | | | | 3,000.00 | 3,000.00 | | | | | | | | |
| | | Loading of DA Custom Branded Announcement per Switch per OCN | | | | | | | | 1,170.00 | 1,170.00 | | | | | | | | |
| DIRECTORY ASSISTANCE UNBRANDING via OLNS SOFTWARE | | | | | | | | | | | | | | | | | | | |
| | | Loading of DA per OCN (1 OCN per Order) | | | | | | | | 420.00 | 420.00 | | | | | | | | |
| | | Loading of DA per Switch per OCN | | | | | | | | 16.00 | 16.00 | | | | | | | | |
| OPERATOR ASSISTANCE CUSTOM BRANDING ANNOUNCEMENT via OLNS SOFTWARE | | | | | | | | | | | | | | | | | | | |
| | | Recording of Custom Branded OA Announcement | | | | | | | | 7,000.00 | 7,000.00 | | | | | | | | |
| | | Loading of Custom Branded OA Announcement per shelf/NAV per OCN | | | | | | | | 500.00 | 500.00 | | | | | | | | |
| | | Loading of OA Custom Branded Announcement per Switch per OCN | | | | | | | | 1,170.00 | 1,170.00 | | | | | | | | |
| OPERATOR ASSISTANCE UNBRANDING via OLNS SOFTWARE | | | | | | | | | | | | | | | | | | | |
| | | Loading of OA per OCN (Regional) | | | | | | | | 1,200.00 | 1,200.00 | | | | | | | | |

| RESALE DISCOUNTS & RATES - Mississippi | | | | | | | | | | | | Att: 1 Exh: D | | | | | | | | |
|---|---------------|--|--|--|--|---------|------|-------|------------|-----------|--------------|---------------|-------------------------|----------------------------------|--------------------------------------|--|--|---|---|-------|
| CATEGORY | RATE ELEMENTS | | | | | Interim | Zone | BCS | USOC | RATES(\$) | | | | Svc Order Submitted Elec per LSR | Svc Order Submitted Manually per LSR | Incremental Charge - Manual Svc Order vs. Electronic-1st | Incremental Charge - Manual Svc Order vs. Electronic-Add'l | Incremental Charge - Manual Svc Order vs. Electronic-Disc 1st | Incremental Charge - Manual Svc Order vs. Electronic-Disc Add'l | |
| | | | | | | | | | | Rec | Nonrecurring | | Nonrecurring Disconnect | | OSS Rates(\$) | | | | | |
| | | | | | | | | | | | First | Add'l | First | Add'l | SOMEc | SOMAN | SOMAN | SOMAN | SOMAN | SOMAN |
| RESALE APPLICABLE DISCOUNTS | | | | | | | | | | | | | | | | | | | | |
| | | Residence % | | | | | | | | 15.75 | | | | | | | | | | |
| | | Business % | | | | | | | | 15.75 | | | | | | | | | | |
| | | CSAs % | | | | | | | | 15.75 | | | | | | | | | | |
| OPERATIONS SUPPORT SYSTEMS (OSS) - "REGIONAL RATES" | | | | | | | | | | | | | | | | | | | | |
| NOTE: (1) CLEC should contact its contract negotiator if it prefers the "state specific" OSS charges as ordered by the State Commissions. The OSS charges currently contained in this rate exhibit are the AT&T "regional" service ordering charges. CLEC may elect either the state specific Commission ordered rates for the service ordering charges, or CLEC may elect the regional service ordering charge, however, CLEC can not obtain a mixture of the two regardless if CLEC has a interconnection contract established in each of the 9 states. | | | | | | | | | | | | | | | | | | | | |
| | | OSS - Electronic Service Order Charge, Per Local Service Request (LSR) - Resale Only | | | | | | SOMEc | | 3.50 | 0.00 | | 3.50 | 0.00 | | | | | | |
| | | OSS - Manual Service Order Charge, Per Local Service Request (LSR) - Resale Only | | | | | | SOMAN | | 19.99 | 0.00 | | 19.99 | 0.00 | | | | | | |
| ODUF/EODUF SERVICES | | | | | | | | | | | | | | | | | | | | |
| OPTIONAL DAILY USAGE FILE (ODUF) | | | | | | | | | | | | | | | | | | | | |
| | | ODUF: Recording, per message | | | | | | | 0.0000063 | | | | | | | | | | | |
| | | ODUF: Message Processing, per message | | | | | | | 0.004707 | | | | | | | | | | | |
| | | ODUF: Message Processing, per Magnetic Tape provisioned | | | | | | | 49.04 | | | | | | | | | | | |
| | | ODUF: Data Transmission (CONNECT:DIRECT), per message | | | | | | | 0.00010669 | | | | | | | | | | | |
| ENHANCED OPTIONAL DAILY USAGE FILE (EODUF) | | | | | | | | | | | | | | | | | | | | |
| | | EODUF: Message Processing, per message | | | | | | | 0.250424 | | | | | | | | | | | |
| SELECTIVE CALL ROUTING USING LINE CLASS CODES (SCR-LCC) | | | | | | | | | | | | | | | | | | | | |
| | | Selective Routing Per Unique Line Class Code Per Request Per Switch | | | | | | | | 85.19 | 85.19 | | 14.19 | 14.19 | | | | | | |
| DIRECTORY ASSISTANCE CUSTOM BRANDING ANNOUNCEMENT via OLNS SOFTWARE | | | | | | | | | | | | | | | | | | | | |
| | | Recording of DA Custom Branded Announcement | | | | | | | | 3,000.00 | 3,000.00 | | | | | | | | | |
| | | Loading of DA Custom Branded Announcement per Switch per OCN | | | | | | | | 1,170.00 | 1,170.00 | | | | | | | | | |
| DIRECTORY ASSISTANCE UNBRANDING via OLNS SOFTWARE | | | | | | | | | | | | | | | | | | | | |
| | | Loading of DA per OCN (1 OCN per Order) | | | | | | | | 420.00 | 420.00 | | | | | | | | | |
| | | Loading of DA per Switch per OCN | | | | | | | | 16.00 | 16.00 | | | | | | | | | |
| OPERATOR ASSISTANCE CUSTOM BRANDING ANNOUNCEMENT via OLNS SOFTWARE | | | | | | | | | | | | | | | | | | | | |
| | | Recording of Custom Branded OA Announcement | | | | | | | | 7,000.00 | 7,000.00 | | | | | | | | | |
| | | Loading of Custom Branded OA Announcement per shelf/NAV per OCN | | | | | | | | 500.00 | 500.00 | | | | | | | | | |
| | | Loading of OA Custom Branded Announcement per Switch per OCN | | | | | | | | 1,170.00 | 1,170.00 | | | | | | | | | |
| OPERATOR ASSISTANCE UNBRANDING via OLNS SOFTWARE | | | | | | | | | | | | | | | | | | | | |
| | | Loading of OA per OCN (Regional) | | | | | | | | 1,200.00 | 1,200.00 | | | | | | | | | |

| RESALE DISCOUNTS & RATES - North Carolina | | | | | | | | | | | | | Att: 1 Exh: D | | | |
|---|---|--|---------|------|-----|-------|------------|--------------|----------|-------------------------|----------------------------------|--------------------------------------|--|--|---|---|
| CATEGORY | RATE ELEMENTS | | Interim | Zone | BCS | USOC | RATES(\$) | | | | Svc Order Submitted Elec per LSR | Svc Order Submitted Manually per LSR | Incremental Charge - Manual Svc Order vs. Electronic-1st | Incremental Charge - Manual Svc Order vs. Electronic-Add'l | Incremental Charge - Manual Svc Order vs. Electronic-Disc 1st | Incremental Charge - Manual Svc Order vs. Electronic-Disc Add'l |
| | | | | | | | Rec | Nonrecurring | | Nonrecurring Disconnect | | OSS Rates(\$) | | | | |
| | | | | | | | | First | Add'l | First | Add'l | SOMEc | SOMAN | SOMAN | SOMAN | SOMAN |
| RESALE APPLICABLE DISCOUNTS | | | | | | | | | | | | | | | | |
| | | Residence % | | | | | 21.50 | | | | | | | | | |
| | | Business % | | | | | 17.60 | | | | | | | | | |
| | | CSAs % | | | | | 17.60 | | | | | | | | | |
| OPERATIONS SUPPORT SYSTEMS (OSS) - "REGIONAL RATES" | | | | | | | | | | | | | | | | |
| | NOTE: (1) CLEC should contact its contract negotiator if it prefers the "state specific" OSS charges as ordered by the State Commissions. The OSS charges currently contained in this rate exhibit are the AT&T "regional" service ordering charges. CLEC may elect either the state specific Commission ordered rates for the service ordering charges, or CLEC may elect the regional service ordering charge, however, CLEC can not obtain a mixture of the two regardless if CLEC has a interconnection contract established in each of the 9 states. | | | | | | | | | | | | | | | |
| | | OSS - Electronic Service Order Charge, Per Local Service Request (LSR) - Resale Only | | | | SOMEc | 3.50 | 0.00 | 3.50 | 0.00 | | | | | | |
| | | OSS - Manual Service Order Charge, Per Local Service Request (LSR) - Resale Only | | | | SOMAN | 19.99 | 0.00 | 19.99 | 0.00 | | | | | | |
| ODUF/EODUF SERVICES | | | | | | | | | | | | | | | | |
| | OPTIONAL DAILY USAGE FILE (ODUF) | | | | | | | | | | | | | | | |
| | | ODUF: Recording, per message | | | | | 0.0000174 | | | | | | | | | |
| | | ODUF: Message Processing, per message | | | | | 0.001647 | | | | | | | | | |
| | | ODUF: Message Processing, per Magnetic Tape provisioned | | | | | 35.91 | | | | | | | | | |
| | | ODUF: Data Transmission (CONNECT:DIRECT), per message | | | | | 0.00011029 | | | | | | | | | |
| | ENHANCED OPTIONAL DAILY USAGE FILE (EODUF) | | | | | | | | | | | | | | | |
| | | EODUF: Message Processing, per message | | | | | 0.131005 | | | | | | | | | |
| SELECTIVE CALL ROUTING USING LINE CLASS CODES (SCR-LCC) | | | | | | | | | | | | | | | | |
| | | Selective Routing Per Unique Line Class Code Per Request Per Switch | | | | | | 188.59 | | | | | | | | |
| DIRECTORY ASSISTANCE CUSTOM BRANDING ANNOUNCEMENT via OLNS SOFTWARE | | | | | | | | | | | | | | | | |
| | | Recording of DA Custom Branded Announcement | | | | | | 3,000.00 | 3,000.00 | | | | | | | |
| | | Loading of DA Custom Branded Announcement per Switch per OCN | | | | | | 1,170.00 | 1,170.00 | | | | | | | |
| DIRECTORY ASSISTANCE UNBRANDING via OLNS SOFTWARE | | | | | | | | | | | | | | | | |
| | | Loading of DA per OCN (1 OCN per Order) | | | | | | 420.00 | 420.00 | | | | | | | |
| | | Loading of DA per Switch per OCN | | | | | | 16.00 | 16.00 | | | | | | | |
| OPERATOR ASSISTANCE CUSTOM BRANDING ANNOUNCEMENT via OLNS SOFTWARE | | | | | | | | | | | | | | | | |
| | | Recording of Custom Branded OA Announcement | | | | | | 7,000.00 | 7,000.00 | | | | | | | |
| | | Loading of Custom Branded OA Announcement per shelf/NAV per OCN | | | | | | 500.00 | 500.00 | | | | | | | |
| | | Loading of OA Custom Branded Announcement per Switch per OCN | | | | | | 1,170.00 | 1,170.00 | | | | | | | |
| OPERATOR ASSISTANCE UNBRANDING via OLNS SOFTWARE | | | | | | | | | | | | | | | | |
| | | Loading of OA per OCN (Regional) | | | | | | 1,200.00 | 1,200.00 | | | | | | | |

| RESALE DISCOUNTS & RATES - South Carolina | | | | | | | | | | | | Att: 1 Exh: D | | | | |
|---|---|--|---------|------|-----|-------|------------|--------------|----------|-------------------------|----------------------------------|--------------------------------------|--|--|---|---|
| CATEGORY | RATE ELEMENTS | | Interim | Zone | BCS | USOC | RATES(\$) | | | | Svc Order Submitted Elec per LSR | Svc Order Submitted Manually per LSR | Incremental Charge - Manual Svc Order vs. Electronic-1st | Incremental Charge - Manual Svc Order vs. Electronic-Add'l | Incremental Charge - Manual Svc Order vs. Electronic-Disc 1st | Incremental Charge - Manual Svc Order vs. Electronic-Disc Add'l |
| | | | | | | | Rec | Nonrecurring | | Nonrecurring Disconnect | | OSS Rates(\$) | | | | |
| | | | | | | | | First | Add'l | First | Add'l | SOMEc | SOMAN | SOMAN | SOMAN | SOMAN |
| RESALE APPLICABLE DISCOUNTS | | | | | | | | | | | | | | | | |
| | | Residence % | | | | | 14.80 | | | | | | | | | |
| | | Business % | | | | | 14.80 | | | | | | | | | |
| | | CSAs % | | | | | 8.98 | | | | | | | | | |
| OPERATIONS SUPPORT SYSTEMS (OSS) - "REGIONAL RATES" | | | | | | | | | | | | | | | | |
| | NOTE: (1) CLEC should contact its contract negotiator if it prefers the "state specific" OSS charges as ordered by the State Commissions. The OSS charges currently contained in this rate exhibit are the AT&T "regional" service ordering charges. CLEC may elect either the state specific Commission ordered rates for the service ordering charges, or CLEC may elect the regional service ordering charge, however, CLEC can not obtain a mixture of the two regardless if CLEC has a interconnection contract established in each of the 9 states. | | | | | | | | | | | | | | | |
| | | OSS - Electronic Service Order Charge, Per Local Service Request (LSR) - Resale Only | | | | SOMEc | | 3.50 | 0.00 | 3.50 | 0.00 | | | | | |
| | | OSS - Manual Service Order Charge, Per Local Service Request (LSR) - Resale Only | | | | SOMAN | | 19.99 | 0.00 | 19.99 | 0.00 | | | | | |
| ODUF/EODUF SERVICES | | | | | | | | | | | | | | | | |
| OPTIONAL DAILY USAGE FILE (ODUF) | | | | | | | | | | | | | | | | |
| | | ODUF: Recording, per message | | | | | 0.0000216 | | | | | | | | | |
| | | ODUF: Message Processing, per message | | | | | 0.004704 | | | | | | | | | |
| | | ODUF: Message Processing, per Magnetic Tape provisioned | | | | | 48.87 | | | | | | | | | |
| | | ODUF: Data Transmission (CONNECT:DIRECT), per message | | | | | 0.00010863 | | | | | | | | | |
| ENHANCED OPTIONAL DAILY USAGE FILE (EODUF) | | | | | | | | | | | | | | | | |
| | | EODUF: Message Processing, per message | | | | | 0.258301 | | | | | | | | | |
| SELECTIVE CALL ROUTING USING LINE CLASS CODES (SCR-LCC) | | | | | | | | | | | | | | | | |
| | | Selective Routing Per Unique Line Class Code Per Request Per Switch | | | | | | 84.89 | 84.89 | 14.14 | 14.14 | | | | | |
| DIRECTORY ASSISTANCE CUSTOM BRANDING ANNOUNCEMENT via OLNS SOFTWARE | | | | | | | | | | | | | | | | |
| | | Recording of DA Custom Branded Announcement | | | | | | 3,000.00 | 3,000.00 | | | | | | | |
| | | Loading of DA Custom Branded Announcement per Switch per OCN | | | | | | 1,170.00 | 1,170.00 | | | | | | | |
| DIRECTORY ASSISTANCE UNBRANDING via OLNS SOFTWARE | | | | | | | | | | | | | | | | |
| | | Loading of DA per OCN (1 OCN per Order) | | | | | | 420.00 | 420.00 | | | | | | | |
| | | Loading of DA per Switch per OCN | | | | | | 16.00 | 16.00 | | | | | | | |
| OPERATOR ASSISTANCE CUSTOM BRANDING ANNOUNCEMENT via OLNS SOFTWARE | | | | | | | | | | | | | | | | |
| | | Recording of Custom Branded OA Announcement | | | | | | 7,000.00 | 7,000.00 | | | | | | | |
| | | Loading of Custom Branded OA Announcement per shelf/NAV per OCN | | | | | | 500.00 | 500.00 | | | | | | | |
| | | Loading of OA Custom Branded Announcement per Switch per OCN | | | | | | 1,170.00 | 1,170.00 | | | | | | | |
| OPERATOR ASSISTANCE UNBRANDING via OLNS SOFTWARE | | | | | | | | | | | | | | | | |
| | | Loading of OA per OCN (Regional) | | | | | | 1,200.00 | 1,200.00 | | | | | | | |

| RESALE DISCOUNTS & RATES - Tennessee | | | | | | | | | | | | | Att: 1 Exh: D | | | |
|--|---|--|---------|------|-----|-------|-----------|--------------------|----------|--------------------|----------------------------------|--------------------------------------|--|--|---|---|
| CATEGORY | RATE ELEMENTS | | Interim | Zone | BCS | USOC | RATES(\$) | | | | Svc Order Submitted Elec per LSR | Svc Order Submitted Manually per LSR | Incremental Charge - Manual Svc Order vs. Electronic-1st | Incremental Charge - Manual Svc Order vs. Electronic-Add'l | Incremental Charge - Manual Svc Order vs. Electronic-Disc 1st | Incremental Charge - Manual Svc Order vs. Electronic-Disc Add'l |
| | | | | | | | Rec | Nonrecurring First | Add'l | Nonrecurring First | Disconnect Add'l | OSS Rates(\$) | | | | |
| | | | | | | | | | | | | SOMEc | SOMAN | SOMAN | SOMAN | SOMAN |
| RESALE APPLICABLE DISCOUNTS | | | | | | | | | | | | | | | | |
| | | Residence % | | | | | 16.00 | | | | | | | | | |
| | | Business % | | | | | 16.00 | | | | | | | | | |
| | | CSAs % | | | | | 16.00 | | | | | | | | | |
| OPERATIONS SUPPORT SYSTEMS (OSS) - "REGIONAL RATES" | | | | | | | | | | | | | | | | |
| | NOTE: (1) CLEC should contact its contract negotiator if it prefers the "state specific" OSS charges as ordered by the State Commissions. The OSS charges currently contained in this rate exhibit are the AT&T "regional" service ordering charges. CLEC may elect either the state specific Commission ordered rates for the service ordering charges, or CLEC may elect the regional service ordering charge, however, CLEC can not obtain a mixture of the two regardless if CLEC has a interconnection contract established in each of the 9 states. | | | | | | | | | | | | | | | |
| | | OSS - Electronic Service Order Charge, Per Local Service Request (LSR) - Resale Only | | | | SOMEc | | 3.50 | 0.00 | 3.50 | 0.00 | | | | | |
| | | OSS - Manual Service Order Charge, Per Local Service Request (LSR) - Resale Only | | | | SOMAN | | 19.99 | 0.00 | 19.99 | 0.00 | | | | | |
| ODUF/EODUF SERVICES | | | | | | | | | | | | | | | | |
| | OPTIONAL DAILY USAGE FILE (ODUF) | | | | | | | | | | | | | | | |
| | | ODUF: Recording, per message | | | | | 0.0000044 | | | | | | | | | |
| | | ODUF: Message Processing, per message | | | | | 0.002446 | | | | | | | | | |
| | | ODUF: Message Processing, per Magnetic Tape provisioned | | | | | 35.54 | | | | | | | | | |
| | | ODUF: Data Transmission (CONNECT:DIRECT), per message | | | | | 0.0000339 | | | | | | | | | |
| | ENHANCED OPTIONAL DAILY USAGE FILE (EODUF) | | | | | | | | | | | | | | | |
| | | EODUF: Message Processing, per message | | | | | 0.229779 | | | | | | | | | |
| SELECTIVE CALL ROUTING USING LINE CLASS CODES (SCR-LCC) | | | | | | | | | | | | | | | | |
| | | Selective Routing Per Unique Line Class Code Per Request Per Switch | | | | | | 179.60 | 179.60 | | | | | | | |
| DIRECTORY ASSISTANCE CUSTOM BRANDING ANNOUNCEMENT via OLNS SOFTWARE | | | | | | | | | | | | | | | | |
| | | Recording of DA Custom Branded Announcement | | | | | | 3,000.00 | | | | | | | | |
| | | Loading of DA Custom Branded Announcement per Switch per OCN | | | | | | 1,170.00 | | | | | | | | |
| DIRECTORY ASSISTANCE UNBRANDING via OLNS SOFTWARE | | | | | | | | | | | | | | | | |
| | | Loading of DA per OCN (1 OCN per Order) | | | | | | 420.00 | 420.00 | | | | | | | |
| | | Loading of DA per Switch per OCN | | | | | | 16.00 | 16.00 | | | | | | | |
| OPERATOR ASSISTANCE CUSTOM BRANDING ANNOUNCEMENT via OLNS SOFTWARE | | | | | | | | | | | | | | | | |
| | | Recording of Custom Branded OA Announcement | | | | | | 7,000.00 | 7,000.00 | | | | | | | |
| | | Loading of Custom Branded OA Announcement per shelf/NAV per OCN | | | | | | 500.00 | 500.00 | | | | | | | |
| | | Loading of OA Custom Branded Announcement per Switch per OCN | | | | | | 1,170.00 | 1,170.00 | | | | | | | |
| OPERATOR ASSISTANCE UNBRANDING via OLNS SOFTWARE | | | | | | | | | | | | | | | | |
| | | Loading of OA per OCN (Regional) | | | | | | 1,200.00 | 1,200.00 | | | | | | | |

Attachment 2

Network Elements and Other Services

TABLE OF CONTENTS

| | | |
|---|--|-----------|
| 1 | Introduction | 3 |
| 2 | Loops..... | 9 |
| 3 | Line Splitting..... | 28 |
| 4 | Unbundled Network Element Combinations | 31 |
| 5 | Dedicated Transport and Dark Fiber Transport | 33 |
| 6 | Automatic Location Identification/Data Management System (ALI/DMS) | 39 |
| 7 | White Pages Listings..... | 42 |
| | Rates | Exhibit A |
| | Rates | Exhibit B |

ACCESS TO NETWORK ELEMENTS AND OTHER SERVICES

1 Introduction

- 1.1 This Attachment sets forth rates, terms and conditions for unbundled network elements (Network Elements) and combinations of Network Elements (Combinations) that AT&T offers to Mextel for Mextel's provision of Telecommunications Services in accordance with its obligations under Section 251(c)(3) of the Act. Additionally, this Attachment sets forth the rates, terms and conditions for other facilities and services AT&T makes available to Mextel (Other Services). Additionally, the provision of a particular Network Element or Other Service may require Mextel to purchase other Network Elements or services. In the event of a conflict between this Attachment and any other section or provision of this Agreement, the provisions of this Attachment shall control.
- 1.2 The rates for Network Elements, Combinations and Other Services are set forth in Exhibits A and B. If no rate is identified in this Agreement, the rate will be as set forth in the applicable AT&T tariff or as negotiated by the Parties upon request by either Party. If Mextel purchases service(s) from a tariff, all terms and conditions and rates as set forth in such tariff shall apply. A one-month minimum billing period shall apply to all Network Elements, Combinations and Other Services.
- 1.3 In some cases, Commissions have ordered AT&T to separate its disconnect costs and its installation costs into two separate nonrecurring charges. Accordingly, unless otherwise noted in this Agreement, the Commission ordered disconnect charges will be applied at the time the disconnect activity is performed by AT&T, regardless of whether or not a disconnect order is issued by Mextel. Disconnect charges are set forth in the rate exhibit of this Attachment. Mextel may purchase and use Network Elements and Other Services from AT&T in accordance with 47 C.F.R § 51.309.
- 1.4 The Parties shall comply with the requirements as set forth in the technical references within this Attachment 2.
- 1.5 Mextel shall not obtain a Network Element for the exclusive provision of mobile wireless services or interexchange services.
- 1.6 Conversion of Wholesale Services to Network Elements or Network Elements to Wholesale Services. Upon request, AT&T shall convert a wholesale service, or group of wholesale services, to the equivalent Network Element or Combination that is available to Mextel pursuant to Section 251 of the Act and under this Agreement or convert a Network Element or Combination that is available to Mextel pursuant to Section 251 of the Act and under this Agreement to an equivalent wholesale service or group of wholesale services offered by AT&T (collectively "Conversion"). AT&T shall charge the applicable nonrecurring switch-as-is rates for Conversions to specific Network Elements or Combinations found in Exhibit A. AT&T shall also charge the same nonrecurring switch-as-is rates when converting from Network Elements or Combinations. Any rate change resulting from the Conversion will be effective as of the next billing cycle following AT&T's receipt of a complete and accurate Conversion request from Mextel. A Conversion shall be considered termination for purposes of any volume and/or term commitments and/or grandfathered status between Mextel and AT&T. Any change from a wholesale service/group of wholesale

services to a Network Element/Combination, or from a Network Element/Combination to a wholesale service/group of wholesale services, that requires a physical rearrangement will not be considered to be a Conversion for purposes of this Agreement. AT&T will not require physical rearrangements if the Conversion can be completed through record changes only. Orders for Conversions will be handled in accordance with the guidelines set forth in the Ordering Guidelines and Processes and CLEC Information Packages as referenced in Sections 1.13.1 and 1.13.2 below.

- 1.7 Except to the extent expressly provided otherwise in this Attachment, in all states, Mextel may not maintain unbundled network elements or combinations of unbundled network elements that are no longer offered pursuant to this Agreement (collectively "Arrangements"). In the event AT&T determines that Mextel has in place any Arrangements after the Effective Date of this Agreement, AT&T will identify such Arrangements and provide Mextel with thirty (30) days written notice to disconnect or convert such Arrangements. For orders submitted by Mextel within such thirty (30) day period, AT&T will charge the applicable switch-as-is charge set forth in Exhibit A. If Mextel fails to submit orders to disconnect or convert such Arrangements within such thirty (30) day period, AT&T will transition such circuits to the equivalent tariffed AT&T service(s), and shall charge Mextel all applicable disconnect charges as set forth in this Agreement and the full nonrecurring charges for installation of the equivalent tariffed AT&T service as set forth in AT&T's tariffs. For all transitions pursuant to this Section 1.7 that require a physical rearrangement, AT&T shall charge any applicable nonrecurring installation charges. To the extent no tariff equivalent service exists, AT&T shall disconnect such facility or Arrangement. The applicable recurring tariff charge shall apply to each circuit as of the Effective Date of this Agreement.
- 1.7.1 In addition to the foregoing, for the state of Florida, the applicable recurring tariff charges shall apply to each circuit beginning the day following the thirty (30) day notice period.
- 1.7.2 Notwithstanding the foregoing, for the state of Georgia, those circuits for which Mextel failed to submit a disconnect or conversion order within such thirty (30) day period and are subsequently transitioned by AT&T pursuant to this Section 1.7.2 shall be subject to the applicable switch as is charges set forth in Exhibit A. AT&T shall transition to the equivalent tariff service. To the extent no tariff equivalent service exists, AT&T shall disconnect such facility or Arrangement. The applicable recurring resale or tariffed charge shall apply to each circuit as of March 11, 2006.
- 1.7.3 Notwithstanding the foregoing, for the state of North Carolina, those circuits for which Mextel failed to submit a disconnect or conversion order within such thirty (30) day period and are subsequently transitioned by AT&T pursuant to this Section 1.7.3 shall be subject to applicable switch-as-is charges.
- 1.7.4 Notwithstanding the foregoing, for the state of Alabama, the written notice provided by AT&T, as described in Section 1.7, must identify by circuit identification number the specific Arrangements to be converted or disconnected. If Mextel fails to dispute AT&T's identified Arrangements or fails to submit orders to disconnect or convert such Arrangements within the established thirty (30) day period, AT&T will transition such circuits to the equivalent tariffed AT&T service(s) subject to the Commission-established switch-as-is rate. The full nonrecurring charges for installation of the

equivalent tariffed AT&T service as set forth in AT&T's tariffs will not apply to such conversions. However, the applicable recurring tariff charges shall apply to each circuit upon conversion.

- 1.7.5 Notwithstanding the foregoing, for the state of Louisiana, AT&T will provide Mextel with written notice identifying the specific Arrangements which must be converted or disconnected. Mextel shall have thirty (30) days from the date of the notice to submit orders to disconnect or convert the Arrangements. Those circuits to be converted to other AT&T services shall be subject to nonrecurring charges associated with that conversion. If Mextel disputes AT&T's identification of Arrangements to be disconnected or converted, Mextel shall send written notice of its dispute within thirty (30) days of AT&T's notice. AT&T shall not disconnect the disputed Arrangements while the dispute is being resolved. If the Parties are unable to reach a voluntary resolution of the dispute, they may petition the Commission for assistance. If Mextel does not dispute AT&T's identification of Arrangements and fails to submit orders to disconnect or convert such Arrangements within the established thirty (30) day period, AT&T will transition such circuits to the equivalent tariffed AT&T services subject to the full nonrecurring charges for installation of the equivalent tariffed AT&T services as set forth in AT&T's tariffs. The applicable recurring tariff charges shall apply to each circuit upon conversion.
- 1.8 AT&T's Master List of Unimpaired Wire Centers as Approved by State Commissions in its Region (Master List of Unimpaired Wire Centers), located on the AT&T Wholesale - Southeast Region Web site designates those wire centers that, in accordance with Commission orders, met the FCC's established criteria for non-impairment, as of March 11, 2005, where certain high capacity (DS1 and above) Loops and high capacity Dedicated Transport are no longer available as Network Elements. AT&T's List of Unimpaired Wire Centers in Kentucky and Tennessee (AT&T's List of Unimpaired Wire Centers), also located on the AT&T Interconnection Web site, are those wire centers that AT&T proposed met the FCC's established criteria for non-impairment as of March 11, 2005 but have not yet been approved by these respective Commissions. AT&T's List of Unimpaired Wire Centers shall be subject to modification and/or approval without amendment to this Agreement upon rulings from the Kentucky Public Service Commission (KPSC) and the Tennessee Regulatory Authority (TRA) in Case No. 2004-00427 and Docket No. 04-00381, respectively. Once the KPSC and TRA approve the unimpaired wire centers in their respective states, such approved wire centers shall be added to the Master List of Unimpaired Wire Centers. The Master List of Unimpaired Wire Centers and AT&T's List of Unimpaired Wire Centers shall be subject to the addition of wire centers without amendment to this Agreement upon subsequent order(s) from Commission(s). Each such list of additional wire centers shall be considered a "Subsequent Wire Center List" and future orders in these wire centers shall be subject to the rates, terms and conditions in Sections 2.1.4.7, 5.2.2.6 and 5.8.1.5 and Exhibit B of this Attachment 2. Notification of such modification, addition or deletion of wire centers shall be made via AT&T's Accessible Letter on the AT&T CLEC Online Web site.
- 1.9 Upon the Effective Date of this Agreement, Mextel may not place any new orders for high capacity Dedicated Transport or high capacity Loops, as applicable, in those wire centers listed on the Master List of Unimpaired Wire Centers and AT&T's List of Unimpaired Wire Centers. To the extent Mextel placed orders after March 10, 2005 for high capacity Loops or high capacity Dedicated Transport in wire centers designated on the Master List of Unimpaired Wire Centers, or AT&T's List of Unimpaired Wire Centers, within thirty (30) days after the Effective Date of this

Agreement, Mextel shall submit an LSR(s) or spreadsheet(s), as applicable, identifying those non-compliant circuits to be disconnected or converted to the equivalent AT&T tariffed service. AT&T shall bill Mextel the difference between the UNE recurring rates for such circuits pursuant to this Agreement and the applicable recurring charges for the equivalent AT&T tariffed service from the date UNE circuit was installed in the unimpaired wire center to the date the circuit is disconnected or transitioned to the equivalent AT&T tariffed service. If Mextel fails to submit an LSR or spreadsheet identifying such de-listed circuits within thirty (30) days as set forth above, AT&T will identify such circuits and convert them to the equivalent AT&T tariffed service, and charge Mextel applicable disconnect charges for the UNE circuit and the difference between the UNE recurring rate billed for such circuit and the full non-recurring and recurring charges for the tariffed service from the date the UNE circuit was installed in the unimpaired wire center to the date the circuit is transitioned to the equivalent AT&T tariffed service. To the extent there is no equivalent AT&T tariffed service for the de-listed UNE circuit, AT&T will disconnect the circuit and bill Mextel full disconnect charges.

1.9.1 Prior to submitting an order pursuant to this Agreement for high capacity Dedicated Transport or high capacity Loops, Mextel shall undertake a reasonably diligent inquiry to determine whether Mextel is entitled to unbundled access to such Network Elements in accordance with the terms of this Agreement. By submitting any such order, Mextel self-certifies that to the best of Mextel's knowledge, the high capacity Dedicated Transport or high capacity Loop requested is available as a Network Element pursuant to this Agreement. Upon receiving such order, except in wire centers set forth on the Master List of Unimpaired Wire Centers, or AT&T's List of Unimpaired Wire Centers, AT&T shall process the request in reliance upon Mextel's self-certification. To the extent AT&T believes that such request does not comply with the terms of this Agreement, AT&T shall seek dispute resolution in accordance with the General Terms and Conditions of this Agreement. In the event such dispute is resolved in AT&T's favor, AT&T shall bill Mextel the difference between the rates for such circuits pursuant to this Agreement and the applicable nonrecurring and recurring charges for the equivalent tariffed service from the date of installation to the date the circuit is transitioned to the equivalent tariffed service. Within thirty (30) days following a decision finding in AT&T's favor, Mextel shall submit an LSR(s) or spreadsheet(s) identifying those non-compliant circuits to be transitioned to tariffed services or disconnected.

1.9.2 In the event that (1) AT&T designated a wire center as unimpaired as set forth on the Master List of Unimpaired Wire Centers on the AT&T Wholesale – Southeast Region Web site, or AT&T's List of Unimpaired Wire Centers, (2) as a result of such designation, Mextel converted high capacity Dedicated Transport or high capacity Loops to other services or ordered new services as services other than high capacity Dedicated Transport or high capacity Loop Network Elements subsequent to March 10, 2005, (3) Mextel otherwise would have been entitled to high capacity Dedicated Transport or high capacity Loops in such wire center at the time such alternative services were provisioned, and (4) AT&T acknowledges, or a state or federal regulatory body with authority determines, that, at the time AT&T designated such wire center as unimpaired, such wire center did not meet the FCC's unimpairment criteria, then upon request of Mextel consistent with the applicable ordering processes as reflected in the Guides located on AT&T's Wholesale – Southeast Region Web site no later than sixty (60) days after AT&T acknowledges or the state or federal regulatory body issues an order making such a finding, AT&T shall transition to high capacity Dedicated Transport or high capacity Loops, as appropriate, any alternative services in such wire

center that were established after such wire center was designated as unimpaired. In such instances, AT&T shall refund to Mextel the difference between the rate paid by Mextel for such services and the applicable rates set forth herein for high capacity Dedicated Transport or high capacity Loops, including but not limited to any charges associated with the Conversion (as defined in Section 1.6 above) from high capacity Dedicated Transport or high capacity Loops to other wholesale services, if applicable, for the period from the later of March 11, 2005, or the date the circuit became a wholesale service to the date the circuit is transitioned to high capacity Dedicated Transport or high capacity Loop as described in this Section.

- 1.10 Mextel may utilize Network Elements and Other Services to provide services in accordance with this Agreement, as long as such services are consistent with industry standards and applicable AT&T Technical References.
- 1.11 AT&T will perform Routine Network Modifications (RNM) in accordance with FCC 47 C.F.R. § 51.319 (a)(7) and (e)(4) for Loops and Dedicated Transport provided under this Attachment. If AT&T has anticipated such RNM and performs them during normal operations and has recovered the costs for performing such modifications through the rates set forth in Exhibit A, then AT&T shall perform such RNM at no additional charge. RNM shall be performed within the intervals established for the Network Element and subject to the service quality measurements and associated remedies set forth in Attachment 9 to the extent such RNM were anticipated in the setting of such intervals. If AT&T has not anticipated a requested network modification as being a RNM and has not recovered the costs of such RNM in the rates set forth in Exhibit A, then such request will be handled as a project on an individual case basis. AT&T will provide a price quote for the request and, upon receipt of payment from Mextel, AT&T shall perform the RNM.
- 1.11.1 Notwithstanding the foregoing, for the states of Alabama and Georgia, AT&T shall perform RNM at no additional charge, provided however, for any RNM performed by AT&T for which costs are not recovered through existing rates, AT&T can seek resolution from the Commission.
- 1.11 Commingling of Services
- 1.11.1 Commingling means the connecting, attaching, or otherwise linking of a Network Element, or a Combination, to one or more Telecommunications Services or facilities that Mextel has obtained at wholesale from AT&T, or the combining of a Network Element or Combination with one or more such wholesale Telecommunications Services or facilities. Mextel must comply with all rates, terms or conditions applicable to such wholesale Telecommunications Services or facilities.
- 1.11.2 Subject to the limitations set forth elsewhere in this Attachment, AT&T shall not deny access to a Network Element or a Combination on the grounds that one or more of the elements: (1) is connected to, attached to, linked to, or combined with such a facility or service obtained from AT&T; or (2) shares part of AT&T's network with access services or inputs for mobile wireless services and/or interexchange services.
- 1.11.3 Notwithstanding any other provision of this Agreement, AT&T shall not be obligated to commingle or combine, pursuant to this Agreement, Network Elements or Combinations with any service, network element or other offering that it is obligated to make available pursuant only to Section 271 of the Act.

- 1.11.4 Unless otherwise agreed to by the Parties, the Network Element portion of a commingled circuit will be billed at the rates set forth in this Agreement and the remainder of the circuit or service will be billed in accordance with AT&T's tariffed rates, rates set forth in a separate agreement between the Parties.
- 1.11.5 When multiplexing equipment is attached to a commingled circuit, the multiplexing equipment will be billed from the same agreement or tariff as the higher bandwidth circuit. Central Office Channel Interfaces (COCI) will be billed from the same agreement or tariff as the lower bandwidth circuit.
- 1.11.6 The Commingling process and requirements will be handled in accordance with the guidelines set forth in the Ordering Guidelines and Processes and CLEC Information Packages as referenced in Sections 1.13.1 and 1.13.2 below.
- 1.12 Terms and conditions for order cancellation charges and Service Date Advancement Charges will apply in accordance with Attachment 6 and are incorporated herein by this reference. The charges shall be as set forth in Exhibit A.
- 1.13 Ordering Guidelines and Processes
- 1.13.1 For information regarding Ordering Guidelines and Processes for various Network Elements, Combinations and Other Services, Mextel should refer to the "Guides" section of the AT&T Wholesale – Southeast Region Web site.
- 1.13.2 Additional information may also be found in the individual CLEC Information Packages, located at the "CLEC UNE Products" on AT&T's Wholesale – Southeast Region Web site.
- 1.13.3 The provisioning of Network Elements, Combinations and Other Services to Mextel's Collocation Space will require cross-connections within the central office to connect the Network Element, Combinations or Other Services to the demarcation point associated with Mextel's Collocation Space. These cross-connects are separate components that are not considered a part of the Network Element, Combinations or Other Services and, thus, have a separate charge pursuant to Attachment 4.
- 1.13.4 Testing/Trouble Reporting
- 1.13.4.1 Mextel will be responsible for testing and isolating troubles on Network Elements. Mextel must test and isolate trouble to the AT&T network before reporting the trouble to the Network Elements Customer Wholesale Interconnection Network Services (CWINS) Center. Upon request from AT&T at the time of the trouble report, Mextel will be required to provide the results of the Mextel test which indicate a problem on the AT&T network.
- 1.13.4.2 Once Mextel has isolated a trouble to the AT&T network, and has issued a trouble report to AT&T, AT&T will take the actions necessary to repair the Network Element when trouble is found. AT&T will repair its network facilities to its wholesale customers in the same time frames that AT&T repairs similar services to its retail customers.

- 1.13.4.3 If Mextel reports a trouble on an AT&T Network Element and no trouble is found in AT&T's network, AT&T will charge Mextel a Maintenance of Service Charge for any dispatching and testing (both inside and outside the CO) required by AT&T in order to confirm the Network Element's working status. AT&T will assess the applicable Maintenance of Service rates from BellSouth's FCC No.1 Tariff, Section 13.3.1.
- 1.13.4.4 In the event AT&T must dispatch to the customer's location more than once due to incorrect or incomplete information provided by Mextel (e.g., incomplete address, incorrect contact name/number, etc.), AT&T will bill Mextel for each additional dispatch required to repair the Network Element due to the incorrect/incomplete information provided. AT&T will assess the applicable Maintenance of Service rates from BellSouth's FCC No.1 Tariff, Section 13.3.1.

2 Loops

- 2.1 General. The local loop Network Element is defined as a transmission facility that AT&T provides pursuant to this Attachment between a distribution frame (or its equivalent) in AT&T's central office and the loop demarcation point at a customer premises (Loop). Facilities that do not terminate at a demarcation point at a customer premises, including, by way of example, but not limited to, facilities that terminate to another carrier's switch or premises, a cell site, Mobile Switching Center or base station, do not constitute local Loops. The Loop Network Element includes all features, functions, and capabilities of the transmission facilities, including the network interface device, and attached electronics (except those used for the provision of advanced services, such as Digital Subscriber Line Access Multiplexers (DSLAMs)), optronics and intermediate devices (including repeaters and load coils) used to establish the transmission path to the customer's premises, including inside wire owned or controlled by AT&T. Mextel shall purchase the entire bandwidth of the Loop and, except as required herein or as otherwise agreed to by the Parties, AT&T shall not subdivide the frequency of the Loop.
- 2.1.1 The Loop does not include any packet switched features, functions or capabilities.
- 2.1.2 Fiber to the Home (FTTH) loops are local loops consisting entirely of fiber optic cable, whether dark or lit, serving a customer's premises or, in the case of predominantly residential multiple dwelling units (MDUs), a fiber optic cable, whether dark or lit, that extends to the MDU minimum point of entry (MPOE). Fiber to the Curb (FTTC) loops are local loops consisting of fiber optic cable connecting to a copper distribution plant that is not more than five hundred (500) feet from the customer's premises or, in the case of predominantly residential MDUs, not more than five hundred (500) feet from the MDU's MPOE. The fiber optic cable in a FTTC loop must connect to a copper distribution plant at a serving area interface from which every other copper distribution subloop also is not more than five hundred (500) feet from the respective customer's premises.
- 2.1.2.1 In new build (Greenfield) areas, where AT&T has only deployed FTTH/FTTC facilities, AT&T is under no obligation to provide Loops. FTTH facilities include fiber loops deployed to the MPOE of a MDU that is predominantly residential regardless of the ownership of the inside wiring from the MPOE to each customer in the MDU.
- 2.1.2.2 In FTTH/FTTC overbuild situations where AT&T also has copper Loops, AT&T will make those copper Loops available to Mextel on an unbundled basis, until such time as AT&T chooses to retire

those copper Loops using the FCC's network disclosure requirements. In these cases, AT&T will offer a sixty-four (64) kilobits per second (kbps) voice grade channel over its FTTH/FTTC facilities.

- 2.1.2.3 Notwithstanding the foregoing, in the states of Alabama and Louisiana, AT&T shall make available DS1 and DS3 Loops in any wire center where AT&T is required to provide such Loop facilities. In the states of North Carolina and South Carolina, AT&T shall make available DS1 Loops in any wire center where AT&T is required to provide such Loop facilities.
- 2.1.2.4 Furthermore, in FTTH/FTTC overbuild areas where AT&T has not yet retired copper facilities, AT&T is not obligated to ensure that such copper Loops in that area are capable of transmitting signals prior to receiving a request for access to such Loops by Mextel. If a request is received by AT&T for a copper Loop, and the copper facilities have not yet been retired, AT&T will restore the copper Loop to serviceable condition if technically feasible. Except for the state of Georgia, in these instances of Loop orders in an FTTH/FTTC overbuild area, AT&T's standard Loop provisioning interval will not apply, and the order will be handled on a project basis by which the Parties will negotiate the applicable provisioning interval. For the state of Georgia, in these instances of Loop orders in an FTTH/FTTC overbuild area, AT&T's standard Loop provisioning interval will apply.
- 2.1.3 A hybrid Loop is a local Loop, composed of both fiber optic cable, usually in the feeder plant, and copper twisted wire or cable, usually in the distribution plant. AT&T shall provide Mextel access to hybrid Loops pursuant to the requirements of 47 C.F.R. § 51.319(a)(2). AT&T is not required to provide access to the packet switched features, functions and capabilities of its hybrid Loops.
- 2.1.3.1 AT&T shall not engineer the transmission capabilities of its network in a manner, or engage in any policy, practice, or procedure, that disrupts or degrades access to a local Loop or Subloop, including the time division multiplexing-based features, functions and capabilities of a hybrid Loop, for which a requesting telecommunications carrier may obtain or has obtained access pursuant to this Attachment.
- 2.1.4 DS1 and DS3 Loop Requirements
- 2.1.4.1 For purposes of this Section 2, a Business Line is defined in 47 C.F.R. § 51.5.
- 2.1.4.2 For purposes of this Section 2, a "Fiber-Based Collocator" is defined in 47 C.F.R. § 51.5.
- 2.1.4.3 Notwithstanding anything to the contrary in this Agreement, AT&T shall make available DS1 and DS3 Loops as described in this Agreement, except in any wire center meeting the criteria described below:
- 2.1.4.3.1 DS1 Loops at any location within the service area of a wire center containing sixty thousand (60,000) or more Business Lines and four (4) or more fiber-based collocators.
- 2.1.4.3.2 DS3 Loops at any location within the service area of a wire center containing thirty-eight thousand (38,000) or more Business Lines and four (4) or more fiber-based collocators.

- 2.1.4.4 The Master List of Unimpaired Wire Centers and AT&T's List of Unimpaired Wire Centers as described in Section 1.8 sets forth the list of wire centers meeting the criteria set forth in Sections 2.1.4.3.1 and 2.1.4.3.2 above as of March 11, 2005.
- 2.1.4.5 Once any wire center exceeds both of the thresholds set forth in Section 2.1.4.3.1 above, no future DS1 Loop unbundling will be required in that wire center.
- 2.1.4.6 Once any wire center exceeds both of the thresholds set forth in Section 2.1.4.3.2 above, no future DS3 Loop unbundling will be required in that wire center.
- 2.1.4.7 Modifications and Updates to the Wire Center Lists and Subsequent Transition Periods
- 2.1.4.7.1 In the event AT&T identifies additional wire centers that meet the criteria set forth in Section 2.1.4.3 above but that were not included in the Master List of Unimpaired Wire Centers and AT&T's List of Unimpaired Wire Centers, AT&T shall include such additional wire centers in an Accessible Letter. Each such list of additional wire centers shall be considered a "Subsequent Wire Center List". AT&T will follow any notification procedures set forth in applicable Commission orders.
- 2.1.4.7.2 Mextel shall have thirty (30) business days to dispute the additional wire centers listed on AT&T's Accessible Letter. Absent such dispute, effective thirty (30) business days after the date of an AT&T Accessible Letter providing a Subsequent Wire Center List, AT&T shall not be required to unbundle DS1 and/or DS3 Loops, as applicable, in such additional wire center(s), except pursuant to the self-certification process as set forth in Section 1.8 of this Attachment.
- 2.1.4.7.2.1 For purposes of Section 2.1.4.7 above, AT&T shall make available DS1 and DS3 Loops that were in service for Mextel in a wire center on the Subsequent Wire Center List as of the thirtieth (30th) business day after the date of AT&T's Accessible Letter identifying the Subsequent Wire Center List (Subsequent Embedded Base) until one hundred eighty (180) days after the thirtieth (30th) business day from the date of AT&T's Accessible Letter identifying the Subsequent Wire Center List (Subsequent Transition Period).
- 2.1.4.7.2.2 The rates set forth in Exhibit B shall apply to the Subsequent Embedded Base during the Subsequent Transition Period.
- 2.1.4.7.2.3 No later than one hundred eighty (180) days from AT&T's Accessible Letter identifying the Subsequent Wire Center List, Mextel shall submit an LSR(s) or spreadsheet(s) as applicable, identifying the Subsequent Embedded Base of circuits to be disconnected or converted to other AT&T services.
- 2.1.4.7.2.3.1 In the case of disconnection, the applicable disconnect charges set forth in this Agreement shall apply.
- 2.1.4.7.2.3.2 If Mextel fails to submit the LSR(s) or spreadsheet(s) for all of its Subsequent Embedded Base by one hundred eighty (180) days after the date of AT&T's Accessible Letter identifying the Subsequent Wire Center List, AT&T will identify Mextel's remaining Subsequent Embedded Base, if any, and will transition such circuits to the equivalent tariffed AT&T service(s). In the states of Florida, Mississippi and South Carolina, those circuits identified and transitioned by AT&T shall be

subject to the applicable disconnect charges as set forth in this Agreement and the full nonrecurring charges for installation of the equivalent tariffed AT&T service as set forth in AT&T's tariffs. In the states of Alabama, Georgia, and North Carolina, those circuits identified and transitioned by AT&T shall be subject to the applicable switch-as-is rates set forth in Exhibit A of Attachment 2. In the state of Louisiana, those circuits identified and transitioned by AT&T shall be subject to the full nonrecurring charges for installation of the equivalent tariffed AT&T service as set forth in AT&T's tariffs.

- 2.1.4.7.2.3.3 For Subsequent Embedded Base circuits converted pursuant to Section 2.1.4.7.2.3 above or transitioned pursuant to Section 2.1.4.7.2.3.2 above, the applicable recurring tariff charges shall apply as of the earlier of the date each circuit is converted or transitioned, as applicable, or the first day after the end of the Subsequent Transition Period.
- 2.1.5 Where facilities are available, AT&T will install Loops in compliance with AT&T's Products and Services Interval Guide available at AT&T's Wholesale – Southeast Region Web site. For orders of fifteen (15) or more Loops, the installation and any applicable Order Coordination (OC) as described below will be handled on a project basis, and the intervals will be set by the AT&T project manager for that order. When Loops require a Service Inquiry (SI) prior to issuing the order to determine if facilities are available, the interval for the SI process is separate from the installation interval.
- 2.1.6 The Loop shall be provided to Mextel in accordance with AT&T's TR73600 Unbundled Local Loop Technical Specification and applicable industry standard technical references.
- 2.1.7 AT&T will only provision, maintain and repair the Loops to the standards that are consistent with the type of Loop ordered.
- 2.1.7.1 When an AT&T technician is required to be dispatched to provision the Loop, AT&T will tag the Loop with the Circuit ID number and the name of the ordering CLEC. When a dispatch is not required to provision the Loop, AT&T will tag the Loop on the next required visit to the customer's location. If Mextel wants to ensure the Loop is tagged during the provisioning process for Loops that may not require a dispatch (e.g., UVL-SL1, UVL-SL2, and UCL-ND), Mextel may order Loop Tagging. Rates for Loop Tagging are as set forth in Exhibit A.
- 2.1.7.2 For voice grade Loop orders (or orders for Loops intended to provide voice grade services), Mextel shall have dial-tone available for that Loop forty-eight (48) hours prior to the Loop order completion due date. This applies to all conversions from one provider to another provider as well as Service Rearrangements as set forth in Section 2.1.12. Where Mextel dial-tone is not available on the conversion date the Loop will not be cut over and the Loop order will be returned to Mextel for rescheduling.
- 2.1.8 OC and Order Coordination-Time Specific (OC-TS)
- 2.1.8.1 OC allows AT&T and Mextel to coordinate the installation of the SL2 Loops, Unbundled Digital Loops (UDL) and other Loops where OC may be purchased as an option, to Mextel's facilities to limit customer service outage. OC is available when the Loop is provisioned over an existing circuit that is currently providing service to the customer. OC for physical conversions will be scheduled at

AT&T's discretion during normal working hours on the committed due date. OC shall be provided in accordance with the chart set forth below.

- 2.1.8.2 OC-TS allows Mextel to order a specific time for OC to take place. AT&T will make commercially reasonable efforts to accommodate Mextel's specific conversion time request. However, AT&T reserves the right to negotiate with Mextel a conversion time based on load and appointment control when necessary. This OC-TS is a chargeable option for all Loops except Unbundled Copper Loops (UCL) and is billed in addition to the OC charge. Mextel may specify a time between 9:00 a.m. and 4:00 p.m. (location time) Monday through Friday (excluding holidays). If Mextel specifies a time outside this window, or selects a time or quantity of Loops that requires AT&T technicians to work outside normal work hours, overtime charges will apply in addition to the OC and OC-TS charges. Overtime charges will be applied based on the amount of overtime worked and in accordance with the rates established in AT&T's intrastate Access Services Tariff, Section E13.2, for each state. The OC-TS charges for an order due on the same day at the same location will be applied on a per LSR basis.

2.1.9

| | Order Coordination (OC) | Order Coordination – Time Specific (OC-TS) | Test Points | DLR | Charge for Dispatch and Testing if No Trouble Found |
|---|---|---|------------------------------|---|--|
| SL-1 (Non-Designed) | Chargeable Option | Chargeable Option | Not available | Chargeable Option – ordered as Engineering Information Document | Charged for Dispatch inside and outside Central Office |
| UCL-ND (Non-Designed) | Chargeable Option | Not Available | Not Available | Chargeable Option – ordered as Engineering Information Document | Charged for Dispatch inside and outside Central Office |
| Unbundled Voice Loops - SL-2 (including 2- and 4-wire UVL) (Designed) | Included | Chargeable Option | Included | Included | Charged for Dispatch outside Central Office |
| Unbundled Digital Loop (Designed) | Included | Chargeable Option | Included (where appropriate) | Included | Charged for Dispatch outside Central Office |
| Unbundled Copper Loop (Designed) | Chargeable in accordance with Section 2 | Not available | Included | Included | Charged for Dispatch outside Central Office |
| For UVL-SL1 and UCLs, Mextel must order and will be billed for both OC and OC-TS if requesting OC-TS. | | | | | |

2.1.10 CLEC to CLEC Conversions for Unbundled Loops

2.1.10.1 The CLEC to CLEC conversion process for Loops may be used by Mextel when converting an existing Loop from another CLEC for the same customer. The Loop type being converted must be included in Mextel's Agreement before requesting a conversion.

2.1.10.2 To utilize the CLEC to CLEC conversion process, the Loop being converted must be the same Loop type with no requested changes to the Loop, must serve the same customer location from the same serving wire center, and must not require an outside dispatch to provision.

- 2.1.10.3 The Loops converted to Mextel pursuant to the CLEC to CLEC conversion process shall be provisioned in the same manner and with the same functionality and options as described in this Agreement for the specific Loop type.
- 2.1.11 Bulk Migration
- 2.1.11.1 AT&T will make available to Mextel a Bulk Migration process pursuant to which Mextel may request to migrate port/loop combinations, provisioned pursuant to a separate agreement between the parties, to Loops (UNE-L). The Bulk Migration process may be used if such loop/port combinations are (1) associated with two (2) or more Existing Account Telephone Numbers (EATNs); and (2) located in the same Central Office. The terms and conditions for use of the Bulk Migration process are described in the AT&T CLEC Information Package. The CLEC Information Package is located on AT&T's Wholesale – Southeast Region Web site. The rates for the Bulk Migration process shall be the nonrecurring rates associated with the Loop type being requested on the Bulk Migration, as set forth in Exhibit A. Additionally, OSS charges will also apply. Loops connected to Integrated Digital Loop Carrier (IDLC) systems will be migrated pursuant to Section 2.6 below.
- 2.1.11.2 Should Mextel request migration for two (2) or more EATNs containing fifteen (15) or more circuits, Mextel must use the Bulk Migration process referenced in 2.1.11.1 above.
- 2.1.12 Unbundled Loop (DS1 and below) Service Rearrangements
- 2.1.12.1 The Unbundled Loop Service Rearrangement processes will allow changes to be made to a working Loop facility assignment within the same end-user serving wire center. Service Rearrangements will result in service outages to the customer during the time the Loop is being moved.
- 2.1.12.2 An Unbundled Loop Service Rearrangement connecting facility change (CFC) allows Mextel to change its installed Loop from one working facility assignment to another facility assignment. CFC includes Connecting Facility Assignment (CFA) and Cable ID & Pair changes within same collocation arrangement or from collocation to collocation. CFA changes are allowed within the same multiplexer or from one multiplexer to another multiplexer. For a CFC, the Loop class of service, Loop type and the customer must remain the same.
- 2.1.12.3 An Unbundled Loop Service Rearrangement connecting facility move (CFM) allows Mextel to move the Loop facility assignment from a collocation arrangement to a multiplexer or from a multiplexer to a collocation arrangement. CFMs require a change to the Loop basic class of service. The Loop type and the customer must remain the same.
- 2.1.12.4 For Unbundled Loop Service Rearrangements, AT&T shall charge the applicable "Service Rearrangement change in Loop facility" rate found in Exhibit A.
- 2.1.12.5 The Unbundled Loop Service Rearrangement process and requirements will be handled in accordance with the guidelines set forth in the Ordering Guidelines and CLEC Information Packages as referenced in Sections 1.13.1 and 1.13.2 above.

2.1.13 EEL to Loop Retermination

- 2.1.13.1 Mextel may utilize the EEL to Loop Retermination process to disconnect an EEL circuit and reterminate the Loop portion of the former EEL circuit to a collocation arrangement in the end-user's Serving Wire Center (EU SWC).
- 2.1.13.2 This process is available when the existing Loop portion of the EEL will be re-used and the resulting Loop will be subject to the rates, terms and conditions for that particular Loop as set forth in this Attachment. This process will apply only to EELs that include as a part of its combination a DS1 Loop, UVL-SL2 Loop, 4-Wire UDL Loop (64, 56 kbs) and a 2-Wire ISDN Loop.
- 2.1.13.3 AT&T shall charge the applicable EEL to Loop Retermination rates found in Exhibit A. Mextel shall also be charged applicable manual service order, collocation cross-connect and EEL (including the Transport and Loop portions of the EEL) disconnect charges as set forth in Exhibit A of this Attachment.
- 2.1.13.4 The EEL to Loop Retermination process is not available when a dispatch outside the serving wire center where the Loop terminates is required. If an outside dispatch is required, or if the Loop portion of the EEL is not one of the Loop types referenced in Section 2.1.13.2 above, or if Mextel elects not to utilize the EEL to Loop Retermination process, Mextel must submit an LSR to disconnect the entire EEL circuit, and must submit a separate LSR for the requested standalone Loop. In such cases, Mextel will be charged the EEL disconnect charges and the full nonrecurring rates for installation of a new Loop, as set forth in Exhibit A.
- 2.1.13.5 The EEL to Loop Retermination process and requirements will be handled in accordance with the guidelines set forth in the Ordering Guidelines and CLEC Information Packages as referenced in Sections 1.13.1 and 1.13.2 above.

2.2 Unbundled Voice Loops (UVLs)

- 2.2.1 AT&T shall make available the following UVLs:
- 2.2.1.1 2-wire Analog Voice Grade Loop – SL1 (Non-Designed);
- 2.2.1.2 2-wire Analog Voice Grade Loop – SL2 (Designed); or
- 2.2.1.3 4-wire Analog Voice Grade Loop (Designed).
- 2.2.2 UVL may be provisioned using any type of facility that will support voice grade services. This may include loaded copper, non-loaded copper, digital loop carrier systems, fiber/copper combination (hybrid loop) or a combination of any of these facilities. AT&T, in the normal course of maintaining, repairing, and configuring its network, may also change the facilities that are used to provide any given voice grade circuit. This change may occur at any time. In these situations, AT&T will only ensure that the newly provided facility will support voice grade services. AT&T will not guarantee that Mextel will be able to continue to provide any advanced services over the new facility. AT&T will offer UVL in two different service levels - Service Level One (SL1) and Service Level Two (SL2).

- 2.2.3 Unbundled Voice Loop - SL1 (UVL-SL1). Loops are 2-wire loop start circuits, will be non-designed, and will not have remote access test points. OC will be offered as a chargeable option on SL1 Loops when reuse of existing facilities has been requested by Mextel, however, OC is always required on UCLs that involve the reuse of facilities that are currently providing service. Mextel may also order OC-TS when a specified conversion time is requested. OC-TS is a chargeable option for any coordinated order and is billed in addition to the OC charge. An Engineering Information (EI) document can be ordered as a chargeable option. The EI document provides Loop Make-Up information which is similar to the information normally provided in a Design Layout Record (DLR). Upon issuance of a non-coordinated order in the service order system, SL1 Loops will be activated on the due date in the same manner and time frames that AT&T normally activates POTS-type Loops for its customers.
- 2.2.4 For an additional charge AT&T will make available Loop Testing so that Mextel may request further testing on new UVL-SL1 Loops. Rates for Loop Testing are as set forth in Exhibit A.
- 2.2.5 Unbundled Voice Loop – SL2 (UVL-SL2). Loops may be 2-wire or 4-wire circuits, shall have remote access test points, and will be designed with a DLR provided to Mextel. SL2 circuits can be provisioned with loop start, ground start or reverse battery signaling. OC is provided as a standard feature on SL2 Loops. The OC feature will allow Mextel to coordinate the installation of the Loop with the disconnect of an existing customer's service and/or number portability service. In these cases, AT&T will perform the order conversion with standard order coordination at its discretion during normal work hours.
- 2.3 Unbundled Digital Loops
- 2.3.1 AT&T will offer UDLs. UDLs are service specific, will be designed, will be provisioned with test points (where appropriate), and will come standard with OC and a DLR. The various UDLs are intended to support a specific digital transmission scheme or service.
- 2.3.2 AT&T shall make available the following UDLs, subject to restrictions set forth herein:
- 2.3.2.1 2-wire Unbundled ISDN Digital Loop;
- 2.3.2.2 2-wire Unbundled ADSL Compatible Loop;
- 2.3.2.3 2-wire Unbundled HDSL Compatible Loop;
- 2.3.2.4 4-wire Unbundled HDSL Compatible Loop;
- 2.3.2.5 4-wire Unbundled DS1 Digital Loop;
- 2.3.2.6 4-wire Unbundled Digital Loop/DS0 – 64 kbps, 56 kbps and below;
- 2.3.2.7 DS3 Loop; or
- 2.3.2.8 STS-1 Loop.

- 2.3.3 2-wire Unbundled ISDN Digital Loops. These will be provisioned according to industry standards for 2-Wire Basic Rate ISDN services and will come standard with a test point, OC, and a DLR. Mextel will be responsible for providing AT&T with a Service Profile Identifier (SPID) associated with a particular ISDN-capable Loop and customer. With the SPID, AT&T will be able to adequately test the circuit and ensure that it properly supports ISDN service.
- 2.3.4 2-wire ADSL-Compatible Loop. This is a designed Loop that is provisioned according to Revised Resistance Design (RRD) criteria and may be up to eighteen thousand (18,000) feet long and may have up to six thousand (6,000) feet of bridged tap (inclusive of Loop length). The Loop is a 2-wire circuit and will come standard with a test point, OC, and a DLR.
- 2.3.5 2-wire or 4-wire HDSL-Compatible Loop. This is a designed Loop that meets Carrier Serving Area (CSA) specifications, may be up to twelve thousand (12,000) feet long and may have up to twenty-five hundred (2,500) feet of bridged tap (inclusive of Loop length). It may be a 2-wire or 4-wire circuit and will come standard with a test point, OC, and a DLR.
- 2.3.6 4-wire Unbundled DS1 Digital Loop.
- 2.3.6.1 This is a designed 4-wire Loop that is provisioned according to industry standards for DS1 or Primary Rate ISDN services and will come standard with a test point, OC, and a DLR. A DS1 Loop may be provisioned over a variety of loop transmission technologies including copper, HDSL-based technology or fiber optic transport systems. It will include a 4-wire DS1 Network Interface at the customer's location. For the purposes of AT&T's unbundling obligations pursuant to this Agreement, for the states of Alabama, Florida, Georgia, Mississippi and South Carolina, DS1 Loops include 2-wire and 4-wire copper Loops capable of providing high-bit rate digital subscriber line services, such as 2-wire and 4-wire HDSL Compatible Loops. For the state of Louisiana, DS1 Loops include 2-wire and 4-wire HDSL-Compatible Loops to which the necessary electronics have been added to provide service speeds of 1.544 megabytes per second.
- 2.3.6.2 AT&T shall not provide more than ten (10) unbundled DS1 Loops to Mextel at any single building in which DS1 Loops are available as unbundled Loops.
- 2.3.7 4-wire Unbundled Digital/DS0 Loop. These are designed 4-wire Loops that may be configured as sixty-four (64)kbps, fifty-six (56)kbps, nineteen (19)kbps, and other sub-rate speeds associated with digital data services and will come standard with a test point, OC, and a DLR.
- 2.3.8 DS3 Loop. DS3 Loop is a two-point digital transmission path which provides for simultaneous two-way transmission of serial, bipolar, return-to-zero isochronous digital electrical signals at a transmission rate of forty-four point seven thirty-six (44.736) megabits per second (Mbps) that is dedicated to the use of the ordering CLEC. It may provide transport for twenty-eight (28) DS1 channels, each of which provides the digital equivalent of twenty-four (24) analog voice grade channels. The interface to unbundled dedicated DS3 transport is a metallic-based electrical interface. For the purpose of AT&T's unbundling obligations pursuant to this Agreement, DS3 Loops include STS-1 Loops.
- 2.3.9 STS-1 Loop. STS-1 Loop is a high-capacity digital transmission path with SONET VT1.5 mapping that is dedicated for the use of the ordering customer. It is a two-point digital transmission path

which provides for simultaneous two-way transmission of serial bipolar return-to-zero synchronous digital electrical signals at a transmission rate of fifty-one point eighty-four (51.84) Mbps. It may provide transport for twenty-eight (28) DS1 channels, each of which provides the digital equivalent of twenty-four (24) analog voice grade channels. The interface to unbundled dedicated STS-1 transport is a metallic-based electrical interface.

- 2.3.10 Both DS3 Loop and STS-1 Loop require a SI in order to ascertain availability.
- 2.3.11 DS3 services come with a test point and a DLR. Mileage is airline miles, rounded up and a minimum of one (1) mile applies. AT&T's TR73501 LightGate[®] Service Interface and Performance Specifications, Issue D, June 1995 applies to DS3 services.
- 2.3.12 Mextel may obtain a maximum of a single Unbundled DS3 Loop to any single building in which DS3 Loops are available as Unbundled Loops.
- 2.4 Unbundled Copper Loops (UCL).
- 2.4.1 AT&T shall make available UCLs. The UCL is a copper twisted pair Loop that is unencumbered by any intervening equipment (e.g., filters, load coils, range extenders, digital loop carrier, or repeaters) and is not intended to support any particular telecommunications service. The UCL will be offered in two (2) types – Designed and Non-Designed.
- 2.4.2 Unbundled Copper Loop – Designed (UCL-D)
- 2.4.2.1 The UCL-D will be provisioned as a dry copper twisted pair (2-wire or 4-wire) Loop that is unencumbered by any intervening equipment (e.g., filters, load coils, range extenders, digital loop carrier, or repeaters).
- 2.4.2.2 A UCL-D will be eighteen thousand (18,000) feet or less in length and is provisioned according to Resistance Design parameters, may have up to six thousand (6,000) feet of bridged tap and will have up to thirteen hundred (1300) Ohms of resistance.
- 2.4.2.3 The UCL-D is a designed circuit, is provisioned with a test point, and comes standard with a DLR. OC is a chargeable option for a UCL-D; however, OC is always required on UCLs where a reuse of existing facilities has been requested by Mextel.
- 2.4.2.4 These Loops are not intended to support any particular services and may be utilized by Mextel to provide a wide-range of telecommunications services as long as those services do not adversely affect AT&T's network. This facility will include a Network Interface Device (NID) at the customer's location for the purpose of connecting the Loop to the customer's inside wire.
- 2.4.3 Unbundled Copper Loop – Non-Designed (UCL-ND)
- 2.4.3.1 The UCL-ND is provisioned as a dedicated 2-wire metallic transmission facility from AT&T's Main Distribution Frame (MDF) to a customer's premises (including the NID). The UCL-ND will be a "dry copper" facility in that it will not have any intervening equipment such as load coils, repeaters, or digital access main lines (DAMLs), and may have up to six thousand (6,000) feet of bridged tap

between the customer's premises and the serving wire center. The UCL-ND typically will be thirteen hundred (1300) Ohms resistance and in most cases will not exceed eighteen thousand (18,000) feet in length, although the UCL-ND will not have a specific length limitation. For Loops less than eighteen thousand (18,000) feet and with less than thirteen hundred (1300) Ohms resistance, the Loop will provide a voice grade transmission channel suitable for loop start signaling and the transport of analog voice grade signals. The UCL-ND will not be designed and will not be provisioned with either a DLR or a test point.

- 2.4.3.2 The UCL-ND facilities may be mechanically assigned using AT&T's assignment systems. Therefore, the Loop Makeup (LMU) process is not required to order and provision the UCL-ND. However, Mextel can request LMU for which additional charges would apply.
- 2.4.3.3 For an additional charge, AT&T also will make available Loop Testing so that Mextel may request further testing on the UCL-ND. Rates for Loop Testing are as set forth in Exhibit A.
- 2.4.3.4 UCL-ND Loops are not intended to support any particular service and may be utilized by Mextel to provide a wide-range of telecommunications services as long as those services do not adversely affect AT&T's network. The UCL-ND will include a NID at the customer's location for the purpose of connecting the Loop to the customer's inside wire.
- 2.4.3.5 OC will be provided as a chargeable option and may be utilized when the UCL-ND provisioning is associated with the reuse of AT&T facilities. OC-TS does not apply to this product.
- 2.4.3.6 Mextel may use AT&T's Unbundled Loop Modification (ULM) offering to remove excessive bridged taps and/or load coils from any copper Loop within the AT&T network. Therefore, some Loops that would not qualify as UCL-ND could be transformed into Loops that do qualify, using the ULM process.

2.5 Unbundled Loop Modifications (Line Conditioning)

- 2.5.1 Line Conditioning is defined as routine network modification that AT&T regularly undertakes to provide xDSL services to its own customers. This may include the removal of any device, from a copper Loop or copper Subloop that may diminish the capability of the Loop or Subloop to deliver high-speed switched wireline telecommunications capability, including xDSL service. Such devices include, load coils, excessive bridged taps, low pass filters, and range extenders. Excessive bridged taps are bridged taps that serves no network design purpose and that are beyond the limits set according to industry standards and/or the AT&T's TR 73600 Unbundled Local Loop Technical Specification. AT&T shall provide Line Conditioning on Loops, as requested by Mextel, even in instances where AT&T does not provide advanced services to the end user on that Loop.
- 2.5.2 AT&T will remove load coils only on copper Loops that are equal to or less than eighteen thousand (18,000) feet in length. AT&T will remove load coils on copper Subloops where the total loop distance (feeder plus distribution) from the AT&T central office to the end user is equal to or less than 18,000 feet or, if there is no copper feeder, the distance from the remote terminal (RT) to the end user is equal to or less than 18,000 feet.

- 2.5.3 For any copper loop being ordered by Mextel which has over six thousand (6,000) feet of combined bridged tap will be modified, upon request from Mextel, so that the loop will have a maximum of six thousand (6,000) feet of bridged tap. This modification will be performed at no additional charge to Mextel. Loop conditioning orders that require the removal of bridged tap that serves no network design purpose on a copper Loop that will result in a combined total of bridged tap between two thousand five hundred (2,500) and six thousand (6,000) feet will be performed at the rates set forth in Exhibit A.
- 2.5.4 Mextel may request removal of any unnecessary and non-excessive bridged tap (bridged tap between zero (0) and two thousand five hundred (2,500) feet which serves no network design purpose), at rates pursuant to AT&T's SC Process as mutually agreed to by the Parties.
- 2.5.5 Rates for ULM are as set forth in Exhibit A.
- 2.5.6 AT&T will not modify a Loop in such a way that it no longer meets the technical parameters of the original Loop type (e.g., voice grade, ADSL, etc.) being ordered.
- 2.5.7 If Mextel requests ULM on a reserved facility for a new Loop order, AT&T may perform a pair change and provision a different Loop facility in lieu of the reserved facility with ULM if feasible. The Loop provisioned will meet or exceed specifications of the requested Loop facility as modified. Mextel will not be charged for ULM if a different Loop is provisioned. For Loops that require a DLR or its equivalent, AT&T will provide LMU detail of the Loop provisioned.
- 2.5.8 Mextel shall request Loop make up information pursuant to this Attachment prior to submitting a service inquiry and/or a LSR for the Loop type that Mextel desires AT&T to condition.
- 2.5.9 When requesting ULM for a Loop that AT&T has previously provisioned for Mextel, Mextel will submit a SI to AT&T. If a spare Loop facility that meets the Loop modification specifications requested by Mextel is available at the location for which the ULM was requested, Mextel will have the option to change the Loop facility to the qualifying spare facility rather than to provide ULM. In the event that AT&T changes the Loop facility in lieu of providing ULM, Mextel will not be charged for ULM but will only be charged the service order charges for submitting an order.
- 2.6 Loop Provisioning Involving IDLC
- 2.6.1 Where Mextel has requested an Unbundled Loop and AT&T uses IDLC systems to provide the local service to the customer and AT&T has a suitable alternate facility available, AT&T will make such alternative facilities available to Mextel. If a suitable alternative facility is not available, then to the extent it is technically feasible, AT&T will implement one of the following alternative arrangements for Mextel (e.g., hairpinning):
1. Roll the circuit(s) from the IDLC to any spare copper that exists to the customer premises.
 2. Roll the circuit(s) from the IDLC to an existing DLC that is not integrated.
 3. If capacity exists, provide "side-door" porting through the switch.
 4. If capacity exists, provide "Digital Access Cross-Connect System (DACS)-door" porting (if the IDLC routes through a DACS prior to integration into the switch).

2.6.2 Arrangements 3 and 4 above require the use of a designed circuit. Therefore, non-designed Loops such as the SL1 voice grade and UCL-ND may not be ordered in these cases.

2.6.2.1 If no alternate facility is available, and upon request from Mextel, and if agreed to by both Parties, AT&T may utilize its SC process to determine the additional costs required to provision facilities. Mextel will then have the option of paying the one-time SC rates to place the Loop.

2.7 Network Interface Device

2.7.1 The NID is defined as any means of interconnection of the customer's customer premises wiring to AT&T's distribution plant, such as a cross-connect device used for that purpose. The NID is a single line termination device or that portion of a multiple line termination device required to terminate a single line or circuit at the premises. The NID features two (2) independent chambers or divisions that separate the service provider's network from the customer's premises wiring. Each chamber or division contains the appropriate connection points or posts to which the service provider and the customer each make their connections. The NID provides a protective ground connection and is capable of terminating cables such as twisted pair cable.

2.7.2 AT&T shall permit Mextel to connect Mextel's Loop facilities to the customer's customer premises wiring through the AT&T NID or at any other technically feasible point.

2.7.3 Access to NID

2.7.3.1 Mextel may access the customer's premises wiring by any of the following means and Mextel shall not disturb the existing form of electrical protection and shall maintain the physical integrity of the NID:

2.7.3.1.1 AT&T shall allow Mextel to connect its Loops directly to AT&T's multi-line residential NID enclosures that have additional space and are not used by AT&T or any other telecommunications carriers to provide service to the premises;

2.7.3.1.2 Where an adequate length of the customer's customer premises wiring is present and environmental conditions permit, either Party may remove the customer premises wiring from the other Party's NID and connect such wiring to that Party's own NID;

2.7.3.1.3 Either Party may enter the subscriber access chamber or dual chamber NID enclosures for the purpose of extending a cross-connect or spliced jumper wire from the customer premises wiring through a suitable "punch-out" hole of such NID enclosures; or

2.7.3.1.4 Mextel may request AT&T to make other rearrangements to the customer premises wiring terminations or terminal enclosure on a time and materials cost basis.

2.7.3.2 In no case shall either Party remove or disconnect the other Party's loop facilities from either Party's NIDs, enclosures, or protectors unless the applicable Commission has expressly permitted the same and the disconnecting Party provides prior notice to the other Party. In such cases, it shall be the responsibility of the Party disconnecting loop facilities to leave undisturbed the existing form of electrical protection and to maintain the physical integrity of the NID. It will be Mextel's

responsibility to ensure there is no safety hazard, and Mextel will hold AT&T harmless for any liability associated with the removal of the AT&T Loop from the AT&T NID. Furthermore, it shall be the responsibility of the disconnecting Party, once the other Party's loop has been disconnected from the NID, to reconnect the disconnected loop to a nationally recognized testing laboratory listed station protector, which has been grounded as per Article 800 of the National Electrical Code. If no spare station protector exists in the NID, the disconnected loop must be appropriately cleared, capped and stored.

2.7.3.3 Mextel shall not remove or disconnect ground wires from AT&T's NIDs, enclosures, or protectors.

2.7.3.4 Mextel shall not remove or disconnect NID modules, protectors, or terminals from AT&T's NID enclosures.

2.7.3.5 Due to the wide variety of NID enclosures and outside plant environments, AT&T will work with Mextel to develop specific procedures to establish the most effective means of implementing this section if the procedures set forth herein do not apply to the NID in question.

2.7.4 Technical Requirements

2.7.4.1 The NID shall provide an accessible point of interconnection and shall maintain a connection to ground.

2.7.4.2 If an existing NID is accessed, it shall be capable of transferring electrical analog or digital signals between the customer's customer premises and the distribution media and/or cross-connect to Mextel's NID.

2.7.4.3 Existing AT&T NIDs will be operational and provided in "as is" condition. Mextel may request AT&T to do additional work to the NID on a time and material basis. When Mextel deploys its own local loops in a multiple-line termination device, Mextel shall specify the quantity of NID connections that it requires within such device.

2.8 Subloop Distribution Elements.

2.8.1 Where facilities permit, AT&T shall offer access to its Unbundled Subloop Distribution (USLD) elements in accordance with 47 C.F.R. § 51.319(b) as specified herein.

2.8.2 Unbundled Subloop Distribution

2.8.2.1 The USLD facility is a dedicated transmission facility that AT&T provides from a customer's point of demarcation to an AT&T cross-connect device. The AT&T cross-connect device may be located within a remote terminal (RT) or a stand-alone cross-box in the field or in the equipment room of a building. The USLD media is a copper twisted pair that can be provisioned as a 2-wire or 4-wire facility. AT&T will make available the following subloop distribution offerings where facilities exist:

USLD – Voice Grade (USLD-VG)

Unbundled Copper Subloop (UCSL)

USLD – Intrabuilding Network Cable (USLD-INC (aka riser cable))

- 2.8.2.2 USLD-VG is a copper subloop facility from the cross-box in the field up to and including the point of demarcation at the customer's premises and may have load coils.
- 2.8.2.3 UCSL is a copper facility eighteen thousand (18,000) feet or less in length provided from the cross-box in the field up to and including the customer's point of demarcation. If available, this facility will not have any intervening equipment such as load coils between the customer and the cross-box.
- 2.8.2.3.1 If Mextel requests a UCSL and it is not available, Mextel may request the copper Subloop facility be modified pursuant to the ULM process to remove load coils and/or excessive bridged taps. If load coils and/or excessive bridged taps are removed, the facility will be classified as a UCSL.
- 2.8.2.4 USLD-INC is the distribution facility owned or controlled by AT&T inside a building or between buildings on the same property that is not separated by a public street or road. USLD-INC includes the facility from the cross-connect device in the building equipment room up to and including the point of demarcation at the customer's premises.
- 2.8.2.4.1 Upon request for USLD-INC from Mextel, AT&T will install a cross-connect panel in the building equipment room for the purpose of accessing USLD-INC pairs from a building equipment room. The cross-connect panel will function as a single point of interconnection (SPOI) for USLD-INC and will be accessible by multiple carriers as space permits. AT&T will place cross-connect blocks in twenty five (25) pair increments for Mextel's use on this cross-connect panel. Mextel will be responsible for connecting its facilities to the twenty five (25) pair cross-connect block(s).
- 2.8.2.5 For access to Voice Grade USLD and UCSL, Mextel shall install a cable to the AT&T cross-box pursuant to the terms and conditions for physical collocation for remote sites set forth in Attachment 4. This cable would be connected by an AT&T technician within the AT&T cross-box during the set-up process. Mextel's cable pairs can then be connected to AT&T's USL within the AT&T cross-box by the AT&T technician.
- 2.8.2.6 Through the SI process, AT&T will determine whether access to USLs at the location requested by Mextel is technically feasible and whether sufficient capacity exists in the cross-box. If existing capacity is sufficient to meet Mextel's request, then AT&T will perform the site set-up as described in the CLEC Information Package, located at AT&T's Wholesale – Southeast Region Web site.
- 2.8.2.7 The site set-up must be completed before Mextel can order Subloop pairs. For the site set-up in an AT&T cross-connect box in the field, AT&T will perform the necessary work to splice Mextel's cable into the cross-connect box. For the site set-up inside a building equipment room, AT&T will perform the necessary work to install the cross-connect panel and the connecting block(s) that will be used to provide access to the requested USLs.
- 2.8.2.8 Once the site set-up is complete, Mextel will request Subloop pairs through submission of a LSR form to the LCSC. OC is required with USL pair provisioning when Mextel requests reuse of an existing facility, and the OC charge shall be billed in addition to the USL pair rate. For expedite requests by Mextel for Subloop pairs, expedite charges will apply for intervals less than five (5) days.

- 2.8.2.9 USLs will be provided in accordance with AT&T's TR 73600 Unbundled Local Loop Technical Specifications.
- 2.8.3 Unbundled Network Terminating Wire (UNTW)
- 2.8.3.1 UNTW is unshielded twisted copper wiring that is used to extend circuits from an intra-building network cable terminal or from a building entrance terminal to an individual customer's point of demarcation. It is the final portion of the Loop that in multi-subscriber configurations represents the point at which the network branches out to serve individual subscribers.
- 2.8.3.2 This element will be provided in MDUs and/or Multi-Tenants Units (MTUs) where either Party owns wiring all the way to the customer's premises. Neither Party will provide this element in locations where the property owner provides its own wiring to the customer's premises, where a third party owns the wiring to the customer's premises.
- 2.8.3.3 Requirements
- 2.8.3.3.1 On a multi-unit premises, upon request of the other Party (Requesting Party), the Party owning the network terminating wire (Provisioning Party) will provide access to UNTW pairs on an Access Terminal that is suitable for use by multiple carriers at each Garden Terminal or Wiring Closet.
- 2.8.3.3.2 The Provisioning Party shall not be required to install new or additional NTW beyond existing NTW to provision the services of the Requesting Party.
- 2.8.3.3.3 In existing MDUs and/or MTUs in which AT&T does not own or control wiring (INC/NTW) to the customers premises, and Mextel does own or control such wiring, Mextel will install UNTW Access Terminals for AT&T under the same terms and conditions as AT&T provides UNTW Access Terminals to Mextel.
- 2.8.3.3.4 In situations in which AT&T activates a UNTW pair, AT&T will compensate Mextel for each pair activated commensurate to the price specified in Mextel's Agreement.
- 2.8.3.3.5 Upon receipt of the UNTW SI requesting access to the Provisioning Party's UNTW pairs at a multi-unit premises, representatives of both Parties will participate in a meeting at the site of the requested access. The purpose of the site visit will include discussion of the procedures for installation and location of the Access Terminals. By request of the Requesting Party, an Access Terminal will be installed either adjacent to each of the Provisioning Party's Garden Terminal or inside each Wiring Closet. The Requesting Party will deliver and connect its central office facilities to the UNTW pairs within the Access Terminal. The Requesting Party may access any available pair on an Access Terminal. A pair is available when a pair is not being utilized to provide service or where the customer has requested a change in its local service provider to the Requesting Party. Prior to connecting the Requesting Party's service on a pair previously used by the Provisioning Party, the Requesting Party is responsible for ensuring the customer is no longer using the Provisioning Party's service or another CLEC's service before accessing UNTW pairs.
- 2.8.3.3.6 Access Terminal installation intervals will be established on an individual case basis.

- 2.8.3.3.7 The Requesting Party is responsible for obtaining the property owner's permission for the Provisioning Party to install an Access Terminal(s) on behalf of the Requesting Party. The submission of the SI by the Requesting Party will serve as certification by the Requesting Party that such permission has been obtained. If the property owner objects to Access Terminal installations that are in progress or within thirty (30) days after completion and demands removal of Access Terminals, the Requesting Party will be responsible for costs associated with removing Access Terminals and restoring the property to its original state prior to Access Terminals being installed.
- 2.8.3.3.8 The Requesting Party shall indemnify and hold harmless the Provisioning Party against any claims of any kind that may arise out of the Requesting Party's failure to obtain the property owner's permission. The Requesting Party will be billed for nonrecurring and recurring charges for accessing UNTW pairs at the time the Requesting Party activates the pair(s). The Requesting Party will notify the Provisioning Party within five (5) business days of activating UNTW pairs using the LSR form.
- 2.8.3.3.9 If a trouble exists on a UNTW pair, the Requesting Party may use an alternate spare pair that serves that customer if a spare pair is available. In such cases, the Requesting Party will re-terminate its existing jumper from the defective pair to the spare pair. Alternatively, the Requesting Party will isolate and report troubles in the manner specified by the Provisioning Party. The Requesting Party must tag the UNTW pair that requires repair. If the Provisioning Party dispatches a technician on a reported trouble call and no UNTW trouble is found, the Provisioning Party will charge Requesting Party for time spent on the dispatch and testing the UNTW pair(s).
- 2.8.3.3.10 If the Requesting Party initiates the Access Terminal installation and the Requesting Party has not activated at least ten percent (10%) of the capacity of the Access Terminal installed pursuant to the Requesting Party's request for an Access Terminal within six (6) months of installation of the Access Terminal, the Provisioning Party will bill the Requesting Party a nonrecurring charge equal to the actual cost of provisioning the Access Terminal.
- 2.8.3.3.11 If the Provisioning Party determines that the Requesting Party is using the UNTW pairs without reporting the activation of the pairs, the Requesting Party will be billed for the use of that pair back to the date the customer began receiving service from the Requesting Party at that location. Upon request, the Requesting Party will provide copies of its billing record to substantiate such date. If the Requesting Party fails to provide such records, then the Provisioning Party will bill the Requesting Party back to the date of the Access Terminal installation.
- 2.9 Loop Makeup
- 2.9.1 Description of Service
- 2.9.1.1 AT&T shall make available to Mextel LMU information with respect to Loops that are required to be unbundled under this Agreement so that Mextel can make an independent judgment about whether the Loop is capable of supporting the advanced services equipment Mextel intends to install and the services Mextel wishes to provide. LMU is a preordering transaction, distinct from Mextel ordering any other service(s). Loop Makeup Service Inquiries (LMUSI) and mechanized LMU queries for preordering LMU are likewise unique from other preordering functions with associated SIs as described in this Agreement.

- 2.9.1.2 AT&T will provide Mextel LMU information consisting of the composition of the Loop material (copper/fiber); the existence, location and type of equipment on the Loop, including but not limited to digital loop carrier or other remote concentration devices, feeder/distribution interfaces, bridged taps, load coils, pair-gain devices; the Loop length; the wire gauge and electrical parameters.
- 2.9.1.3 AT&T's LMU information is provided to Mextel as it exists either in AT&T's databases or in its hard copy facility records. AT&T does not guarantee accuracy or reliability of the LMU information provided.
- 2.9.1.4 AT&T's provisioning of LMU information to the requesting CLEC for facilities is contingent upon either AT&T or the requesting CLEC controlling the Loop(s) that serve the service location for which LMU information has been requested by the CLEC. The requesting CLEC is not authorized to receive LMU information on a facility used or controlled by another CLEC unless AT&T receives a LOA from the voice CLEC (owner) or its authorized agent on the LMUSI submitted by the requesting CLEC.
- 2.9.1.5 Mextel may choose to use equipment that it deems will enable it to provide a certain type and level of service over a particular AT&T Loop as long as that equipment does not disrupt other services on the AT&T network. The determination shall be made solely by Mextel and AT&T shall not be liable in any way for the performance of the advanced data services provisioned over said Loop. The specific Loop type (e.g., ADSL, HDSL, or otherwise) ordered on the LSR must match the LMU of the Loop reserved taking into consideration any requisite line conditioning. The LMU data is provided for informational purposes only and does not guarantee Mextel's ability to provide advanced data services over the ordered Loop type. Furthermore, the LMU information for Loops other than copper-only Loops (e.g., ADSL, UCL-ND, etc.) that support xDSL services, is subject to change at any time due to modifications and/or upgrades to AT&T's network. Except as set forth in Section 2.9.1.6 below, copper-only Loops will not be subject to change due to modification and/or upgrades to AT&T's network and will remain on copper facilities until the Loop is disconnected by Mextel or the customer, or until AT&T retires the copper facilities via the FCC's and any applicable Commission's requirements. Mextel is fully responsible for any of its service configurations that may differ from AT&T's technical standard for the Loop type ordered.
- 2.9.1.6 If AT&T retires its copper facilities using 47 C.F.R § 51.325(a) requirements; or is required by a governmental agency or regulatory body to move or replace copper facilities as a maintenance procedure, AT&T will notify Mextel, according to the applicable network disclosure requirements. It will be Mextel's responsibility to move any service it may provide over such facilities to alternative facilities. If Mextel fails to move the service to alternative facilities by the date in the network disclosure notice, AT&T may terminate the service to complete the network change.
- 2.9.2 Submitting LMUSI
- 2.9.2.1 Mextel may obtain LMU information and reserve facilities by submitting a mechanized LMU query or a manual LMUSI according to the terms and conditions as described in the LMU CLEC Information Package, incorporated herein by reference as it may be amended from time to time. The CLEC Information Package is located at the "CLEC UNE Product" on AT&T's Wholesale – Southeast Region Web site. After obtaining the Loop information from the mechanized LMU

process, if Mextel needs further Loop information in order to determine Loop service capability, Mextel may initiate a separate Manual SI for a separate nonrecurring charge as set forth in Exhibit A.

2.9.2.2 All LSRs issued for reserved facilities shall reference the facility reservation number as provided by AT&T. Mextel will not be billed any additional LMU charges for the Loop ordered on such LSR. If, however, Mextel does not reserve facilities upon an initial LMUSI, Mextel's placement of an order for an advanced data service type facility will incur the appropriate billing charges to include SI and reservation per Exhibit A.

2.9.2.3 Where Mextel has reserved multiple Loop facilities on a single reservation, Mextel may not specify which facility shall be provisioned when submitting the LSR. For those occasions, AT&T will assign to Mextel, subject to availability, a facility that meets the AT&T technical standards of the AT&T type Loop as ordered by Mextel.

2.9.2.4 Charges for preordering manual LMUSI or mechanized LMU are separate from any charges associated with ordering other services from AT&T.

3 Line Splitting

3.1 Line splitting shall mean that a provider of data services (a Data LEC) and a provider of voice services (a Voice CLEC) to deliver voice and data service to customers over the same Loop. The Voice CLEC and Data LEC may be the same or different carriers. AT&T will provide Line Splitting over a Loop (UNE-L) purchased by Mextel pursuant to this Agreement.

3.2 Line Splitting – UNE-L. In the event Mextel provides its own switching or obtains switching from a third party, Mextel may engage in line splitting arrangements with another CLEC using a splitter, provided by Mextel, in a Collocation Space at the central office where the loop terminates into a distribution frame or its equivalent.

3.3 AT&T must make all necessary network modifications, including providing nondiscriminatory access to OSS necessary for pre-ordering, ordering, provisioning, maintenance and repair, and billing for Loops used in line splitting arrangements. The Parties may use the Change Control Process to address necessary OSS modifications.

3.4 Provisioning Line Splitting – UNE-L

3.4.1 The Voice CLEC provides the splitter when providing Line Splitting with UNE-L. When Mextel owns the splitter, Line Splitting requires the following: a loop from NID at the customer's location to the serving wire center and terminating into a distribution frame or its equivalent.

3.4.2 An unloaded 2-wire copper Loop must serve the customer. The meet point for the Voice CLEC and the Data LEC is the point of termination on the MDF for the Data LEC's cable and pairs.

3.4.3 To order Line Splitting utilizing UNE-L on a particular Loop, Mextel must have a DSLAM collocated in the central office that serves the customer of such Loop.

- 3.4.4 Mextel may purchase, install and maintain central office POTS splitters in its collocation arrangements. Mextel may use such splitters for access to its customers and to provide digital line subscriber services to its customers using the high frequency spectrum of the UNE-L. Existing Collocation rules and procedures and the terms and conditions relating to Collocation set forth in Attachment 4-Central Office shall apply.
- 3.5 Maintenance – Line Splitting – UNE-L
- 3.5.1 AT&T will be responsible for repairing voice troubles and the troubles with the physical loop between the NID at the customer's premises and the termination point.
- 3.5.2 Mextel shall indemnify, defend and hold harmless AT&T from and against any claims, losses, actions, causes of action, suits, demands, damages, injury, and costs including reasonable attorney fees, which arise out of actions related to the other service provider, except to the extent caused by AT&T's gross negligence or willful misconduct.
- 3.5.3 For the state of Alabama, the following rights are in addition to the general indemnification rights set forth above:
- 3.5.3.1 PROVIDED, HOWEVER, that all amounts advanced in respect of such claims, losses and costs shall be repaid to Mextel by AT&T if it shall ultimately be determined in a final judgment without further appeal by a court of appropriate jurisdiction that AT&T is not entitled to be indemnified for such claims, losses and costs because the Claims, Losses and Costs arose as a result of AT&T's gross negligence or willful misconduct.
- 3.5.3.2 AT&T will indemnify, defend and hold harmless Mextel from and against any Claims, Losses and Costs which arise out of actions related to the other service provider (i.e. CLEC party to the line splitting arrangement who is not Mextel brought against Mextel to the extent such Claim alleges that the cause of Claim, Loss and Cost was found to be the result of AT&T's gross negligence or willful misconduct.
- 3.5.3.3 PROVIDED, HOWEVER, that AT&T shall have no obligation to indemnify Mextel under this section unless Mextel provides AT&T with prompt written notice of any such Claim; Mextel permits AT&T to assume and control the defense to such action, with counsel chosen by AT&T; and AT&T does not enter into any settlement or compromise of such Claim.
- 3.5.3.4 PROVIDED, HOWEVER, that all amounts advanced in respect of such Claims, Losses and Costs shall be repaid to AT&T by Mextel if it shall ultimately be determined in a final judgment without further appeal by a court of appropriate jurisdiction that Mextel is not entitled to be indemnified for such Claims, Losses and Costs because the Claims, Losses and Costs did not arise as a result of AT&T's gross negligence or willful misconduct.
- 3.5.3.5 Definitions:
- 3.5.3.5.1 "Claim" means any threatened, pending or completed action, suit or proceeding, or any inquiry or investigation that AT&T or Mextel in good faith believes might lead to the institution of any such action, suit or proceeding.

- 3.5.3.5.2 "Loss" means any and all damages, injuries, judgments, fines penalties, amounts paid or payable in settlement, deficiencies, and expenses (including all interest, assessments, and other charges paid or payable in connection with or respect of such Losses) incurred in connection with the Claim.
- 3.5.3.5.3 "Costs" means all reasonable attorney's fees and all other reasonable fees, expenses and obligations paid or incurred in connection with the Claim or related matters, including without limitation, investigating, defending, or participating (as a party, witness or otherwise) in (including on appeal), or preparing to defend or participate in any Claim.
- 3.6 Line Splitting – Loop and Port for the states of Georgia and North Carolina only
- 3.6.1 To the extent Mextel is using a commingled arrangement that consists of a Loop purchased pursuant to this Agreement and Local Switching provided by AT&T pursuant to Section 271, AT&T will permit Mextel to utilize Line Splitting. AT&T shall charge the applicable line splitting rates set forth in Exhibit A of this Agreement.
- 3.6.2 Mextel shall provide AT&T with a signed LOA between it and the third party CLEC (Data CLEC or Voice CLEC) with which it desires to provision Line Splitting services, where Mextel will not provide voice and data services.
- 3.6.3 Provisioning Line Splitting and Splitter Space – Loop and Port
- 3.6.3.1 The Data CLEC, Voice CLEC, or a third party may provide the splitter. When Mextel or its authorized agent owns the splitter, Line Splitting requires the following: a non-designed analog Loop from the serving wire center to the NID at the customer's location; a collocation cross-connection connecting the Loop to the collocation space; and a second collocation cross-connection from the collocation space connected to a voice port.
- 3.6.3.2 An unloaded 2-wire copper Loop must serve the customer. The meet point for the Voice CLEC and the Data CLEC is the point of termination on the MDF for the Data CLEC's cable and pairs.
- 3.6.4 CLEC Provided Splitter – Line Splitting – Loop and Port
- 3.6.4.1 Mextel or its authorized agent may purchase, install and maintain central office line splitters in its collocation arrangements. Mextel or its authorized agent may use such splitters for access to its customers and to provide digital line subscriber services to its customers using the High Frequency Spectrum. Existing collocation rules and procedures and the terms and conditions relating to collocation set forth in Attachment 4-Central Office shall apply.
- 3.6.4.2 Any splitters installed by Mextel or its authorized agent in its collocation arrangement shall comply with ANSI T1.413, Annex E, or any future ANSI splitter standards. Mextel or its authorized agent may install any splitters that AT&T deploys or permits to be deployed for itself or any AT&T affiliate.
- 3.6.5 Maintenance – Line Splitting – Loop and Port
- 3.6.5.1 AT&T will be responsible for repairing troubles with the physical Loop between the NID at the customer's premises and the termination point.

4 Unbundled Network Element Combinations

4.1 For purposes of this Section, references to “Currently Combined” Network Elements shall mean that the particular Network Elements requested by Mextel are in fact already combined by AT&T in the AT&T network. References to “Ordinarily Combined” Network Elements shall mean that the particular Network Elements requested by Mextel are not already combined by AT&T in the location requested by Mextel but are elements that are typically combined in AT&T’s network. References to “Not Typically Combined” Network Elements shall mean that the particular Network Elements requested by Mextel are not elements that AT&T combines for its use in its network.

4.1.1 Except as otherwise set forth in this Agreement, upon request, AT&T shall perform the functions necessary to combine Network Elements that AT&T is required to provide under this Agreement in any manner, even if those elements are not ordinarily combined in AT&T’s network, provided that such Combination is technically feasible and will not undermine the ability of other carriers to obtain access to Network Elements or to interconnect with AT&T’s network.

4.1.2 To the extent Mextel requests a Combination for which AT&T does not have methods and procedures in place to provide such Combination, rates and/or methods or procedures for such Combination will be developed pursuant to the BFR process.

4.2 Rates

4.2.1 The rates for the Currently Combined Network Elements specifically set forth in Exhibit A shall be the rates associated with such Combinations. Where a Currently Combined Combination is not specifically set forth in Exhibit A, the rate for such Currently Combined Combination shall be the sum of the recurring rates for those individual Network Elements as set forth in Exhibit A and/or Exhibit B in addition to the applicable nonrecurring switch-as-is charge set forth in Exhibit A.

4.2.2 The rates for the Ordinarily Combined Network Elements specifically set forth in Exhibit A shall be the nonrecurring and recurring charges for those Combinations. Where an Ordinarily Combined Combination is not specifically set forth in Exhibit A, the rate for such Ordinarily Combined Combination shall be the sum of the recurring rates for those individual Network Elements as set forth in Exhibit A and/or Exhibit B and nonrecurring rates for those individual Network Elements as set forth in Exhibit A.

4.2.3 The rates for Not Typically Combined Combinations shall be developed pursuant to the BFR process upon request of Mextel.

4.3 Enhanced Extended Links (EELs)

4.3.1 EELs are combinations of Loops and Dedicated Transport as defined in this Attachment, together with any facilities, equipment, or functions necessary to combine those Network Elements. AT&T shall provide Mextel with EELs where the underlying Network Element are available and are required to be provided pursuant to this Agreement and in all instances where the requesting carrier meets the eligibility requirements, if applicable.

- 4.3.2 High-capacity EELs are (1) combinations of Loop and Dedicated Transport, (2) Dedicated Transport commingled with a wholesale loop, or (3) a loop commingled with wholesale transport at the DS1 and/or DS3 level as described in 47 C.F.R. § 51.318(b).
- 4.3.3 By placing an order for a high-capacity EEL, Mextel thereby certifies that the service eligibility criteria set forth herein are met for access to a converted high-capacity EEL, a new high-capacity EEL, or part of a high-capacity commingled EEL as a Network Element. AT&T shall have the right to audit Mextel's high-capacity EELs as specified below.
- 4.3.4 Service Eligibility Criteria
- 4.3.4.1 High capacity EELs must comply with the following service eligibility requirements. Mextel must certify for each high-capacity EEL that all of the following service eligibility criteria are met:
- 4.3.4.1.1 Mextel has received state certification to provide local voice service in the area being served;
- 4.3.4.2 For each combined circuit, including each DS1 circuit, each DS1 EEL, and each DS1-equivalent circuit on a DS3 EEL:
- 4.3.4.2.1 1) Each circuit to be provided to each customer will be assigned a local number prior to the provision of service over that circuit;
- 4.3.4.2.2 2) Each DS1-equivalent circuit on a DS3 EEL must have its own local number assignment so that each DS3 must have at least twenty-eight (28) local voice numbers assigned to it;
- 4.3.4.2.3 3) Each circuit to be provided to each customer will have 911 or E911 capability prior to provision of service over that circuit;
- 4.3.4.2.4 4) Each circuit to be provided to each customer will terminate in a collocation arrangement that meets the requirements of 47 C.F.R. § 51.318(c);
- 4.3.4.2.5 5) Each circuit to be provided to each customer will be served by an interconnection trunk over which Mextel will transmit the calling party's number in connection with calls exchanged over the trunk;
- 4.3.4.2.6 6) For each twenty-four (24) DS1 EELs or other facilities having equivalent capacity, Mextel will have at least one (1) active DS1 local service interconnection trunk over which Mextel will transmit the calling party's number in connection with calls exchanged over the trunk; and
- 4.3.4.2.7 7) Each circuit to be provided to each customer will be served by a switch capable of switching local voice traffic.
- 4.3.4.3 AT&T may, on an annual basis, audit Mextel's records in order to verify compliance with the qualifying service eligibility criteria. To invoke the audit, AT&T will send a Notice of Audit to Mextel. Such Notice of Audit will be delivered to Mextel no less than thirty (30) days prior to the date upon which AT&T seeks to commence an audit.

- 4.3.4.3.1 Such Notice of Audit to Mextel shall state AT&T's concern that Mextel is not complying with the service eligibility requirements as set forth above and a concise statement of the reasons therefor. AT&T is not required to provide documentation, as distinct from a statement of concern, to support its basis for an audit, or seek the concurrence of the requesting carrier before selecting the location of the audit. AT&T may select the independent auditor without the prior approval of Mextel or the Commission. Challenges to the independence of the auditor may be filed with the Commission only after the audit has been concluded.
- 4.3.4.3.2 For the state of Alabama, Mextel may, however, challenge the legal qualifications of the auditor selected by filing an objection to that effect with the Commission within 10 days of receiving AT&T's Notice of Audit.
- 4.3.4.3.3 For the state of Louisiana, AT&T's notice to Mextel shall include a listing of the circuits for which AT&T alleges noncompliance, including all supporting documentation and a list of three auditors from which Mextel may choose one to conduct the audit.
- 4.3.4.4 The audit shall be conducted by a third party independent auditor, and the audit must be performed in accordance with the standards established by the American Institute for Certified Public Accountants (AICPA) which will require the auditor to perform an "examination engagement" and issue a report regarding Mextel's compliance with the high capacity EEL eligibility criteria. AICPA standards and other AICPA requirements will be used to determine the independence of an auditor. The independent auditor's report will conclude whether Mextel complied in all material respects with the applicable service eligibility criteria. Consistent with standard auditing practices, such audits require compliance testing designed by the independent auditor.
- 4.3.4.5 To the extent the independent auditor's report concludes that Mextel failed to comply with the service eligibility criteria, Mextel must true-up any difference in payments, convert all noncompliant circuits to the appropriate service, and make the correct payments on a going-forward basis. In the event the auditor's report concludes that Mextel did not comply in any material respect with the service eligibility criteria, Mextel shall reimburse AT&T for the cost of the independent auditor. To the extent the auditor's report concludes that Mextel did comply in all material respects with the service eligibility criteria, AT&T will reimburse Mextel for its reasonable and demonstrable costs associated with the audit. Mextel will maintain appropriate documentation to support its certifications. The Parties shall provide such reimbursement within thirty (30) days of receipt of a statement of such costs.
- 4.3.4.5.1 For the state of Alabama, Mextel will maintain appropriate documentation to support its certifications and may dispute any portion of the findings of an audit by petitioning the Commission for a review within twenty (20) days of receiving the reported findings of the auditor.
- 4.3.4.6 In the event Mextel converts special access services to Network Elements, Mextel shall be subject to the termination liability provisions in the applicable special access tariffs, if any.

5 Dedicated Transport and Dark Fiber Transport

- 5.1 Dedicated Transport. Dedicated Transport is defined as AT&T's transmission facilities between wire centers or switches owned by AT&T, or between wire centers or switches owned by AT&T and

switches owned by Mextel, including but not limited to DS1, DS3 and OCn level services, as well as dark fiber, dedicated to Mextel. AT&T shall not be required to provide access to OCn level Dedicated Transport under any circumstances pursuant to this Agreement.

5.2 DS1 and DS3 Dedicated Transport Requirements

5.2.1 For purposes of this Section 5.2, a Business Line is as defined in 47 C.F.R. § 51.5.

5.2.2 Notwithstanding anything to the contrary in this Agreement, AT&T shall make available Dedicated Transport as described in this Agreement, except in any wire center meeting the criteria described below:

5.2.2.1 DS1 Dedicated Transport where both wire centers at the end points of the route contain thirty-eight thousand (38,000) or more Business Lines or four (4) or more fiber-based collocators.

5.2.2.2 DS3 Dedicated Transport where both wire centers at the end points of the route contain twenty-four thousand (24,000) or more Business Lines or three (3) or more fiber-based collocators.

5.2.2.3 The Master List of Unimpaired Wire Centers and AT&T's List of Unimpaired Wire Centers, as described in Section 1.8, sets forth the list of wire centers meeting the criteria set forth in Sections 5.2.2.1 and 5.2.2.2 above as of March 11, 2005.

5.2.2.4 Once a wire center meets or exceeds either of the thresholds set forth in Section 5.2.2.1 above, no future DS1 Dedicated Transport unbundling will be required between that wire center and any other wire center exceeding these same thresholds.

5.2.2.5 Once a wire center meets or exceeds either of the thresholds set forth in Section 5.2.2.2 above, no future DS3 Dedicated Transport will be required between that wire center and any other wire center meeting or exceeding these same thresholds.

5.2.2.6 Modifications and Updates to the Wire Center List and Subsequent Transition Periods

5.2.2.6.1 In the event AT&T identifies additional wire centers that meet the criteria set forth in Sections 5.2.2.1 or 5.2.2.2 above, but that were not included in the Master List of Unimpaired Wire Centers or AT&T's List of Unimpaired Wire Centers, AT&T shall include such additional wire centers in a Accessible Letter. Each such list of additional wire centers shall be considered a Subsequent Wire Center List. AT&T will follow any notification procedures set forth in applicable Commission orders.

5.2.2.6.2 Mextel shall have thirty (30) business days to dispute the additional wire centers listed on AT&T's Accessible Letter. Absent such dispute, effective thirty (30) business days after the date of an AT&T Accessible Letter providing a Subsequent Wire Center List, AT&T shall not be required to provide DS1 and DS3 Dedicated Transport, as applicable, in such additional wire center(s), except pursuant to the self-certification process as set forth in Section 1.8 of this Attachment.

5.2.2.6.3 For purposes of Section 5.2.2.6 above, AT&T shall make available DS1 and DS3 Dedicated Transport that were in service for Mextel in a wire center on the Subsequent Wire Center List as of the thirtieth (30th) business day after the date of AT&T's Accessible Letter identifying the

Subsequent Wire Center List (Subsequent Embedded Base) until one hundred eighty (180) days after the thirtieth (30th) business day from the date of AT&T's Accessible Letter identifying the Subsequent Wire Center List (Subsequent Transition Period).

- 5.2.2.6.4 The rates set forth in Exhibit B shall apply to the Subsequent Embedded Base during the Subsequent Transition Period.
- 5.2.2.6.5 No later than one hundred eighty (180) days from AT&T's Accessible Letter identifying the Subsequent Wire Center List, Mextel shall submit an LSR(s) or spreadsheet(s) as applicable, identifying the Subsequent Embedded Base of circuits to be disconnected or converted to other AT&T services.
- 5.2.2.6.6 In the case of disconnection, the applicable disconnect charges set forth in this Agreement shall apply.
- 5.2.2.6.6.1 If Mextel fails to submit the LSR(s) or spreadsheet(s) for all of its Subsequent Embedded Base by one hundred eighty (180) days after the date of AT&T's Accessible Letter identifying the Subsequent Wire Center List, AT&T will identify Mextel's remaining Subsequent Embedded Base, if any, and will transition such circuits to the equivalent tariffed AT&T service(s). In the states of Florida, Mississippi and South Carolina, those circuits identified and transitioned by AT&T shall be subject to the applicable disconnect charges as set forth in this Agreement and the full nonrecurring charges for installation of the equivalent tariffed AT&T service as set forth in AT&T's tariffs. In the states of Alabama, Georgia and North Carolina, those circuits identified and transitioned by AT&T shall be subject to the applicable switch-as-is rates set forth in Exhibit A of Attachment 2. For the state of Louisiana, those circuits identified and transitioned by AT&T shall be subject to the applicable switch-as-is rates set forth in AT&T's tariffs.
- 5.2.2.6.7 For Subsequent Embedded Base circuits converted pursuant to Section 5.2.2.6.5 above or transitioned pursuant to Section 5.2.2.6.6.1 above, the applicable recurring tariff charges shall apply as of the earlier of the date each circuit is converted or transitioned, as applicable, or the first day after the end of the Subsequent Transition Period.
- 5.2.3 AT&T shall:
- 5.2.4 Provide Mextel exclusive use of Dedicated Transport to a particular customer or carrier;
- 5.2.5 Provide all technically feasible features, functions, and capabilities of Dedicated Transport as outlined within the technical requirements of this section;
- 5.2.6 Permit, to the extent technically feasible, Mextel to connect Dedicated Transport to equipment designated by Mextel, including but not limited to, Mextel's collocated facilities; and
- 5.2.7 Permit, to the extent technically feasible, Mextel to obtain the functionality provided by AT&T's digital cross-connect systems.
- 5.3 AT&T shall offer Dedicated Transport:

- 5.3.1 As capacity on a shared facility; and
- 5.3.2 As a circuit (i.e., DS0, DS1, DS3, STS-1) dedicated to Mextel.
- 5.4 Dedicated Transport may be provided over facilities such as optical fiber, copper twisted pair, and coaxial cable, and shall include transmission equipment such as line terminating equipment, amplifiers, and regenerators.
- 5.5 Mextel may obtain a maximum of twelve (12) unbundled DS3 Dedicated Transport circuits on each Route where DS3 Dedicated Transport is available as a Network Element, and a maximum of ten (10) unbundled DS1 Dedicated Transport circuits on each Route where there is no 251(c)(3) unbundling obligation for DS3 Dedicated Transport, but for which impairment exists for DS1 Dedicated Transport. For purposes of this Section 5, a "Route" is defined in 47 C.F.R. § 51.319 (e) as a transmission path between one of an incumbent LEC's wire centers or switches and another of the incumbent LECs wire centers or switches. A route between two (2) points (e.g. wire center or switch "A" and wire center or switch "Z") may pass through one or more intermediate wire centers or switches (e.g. wire center or switch "X"). Transmission paths between the same end points (e.g. wire center or switch "A" and wire center or switch "Z") are the same "route", irrespective of whether they pass through the same intermediate wire centers or switches, if any.
- 5.6 Technical Requirements
- 5.6.1 AT&T shall offer DS0 equivalent interface transmission rates for DS0 or voice grade Dedicated Transport. For DS1 or DS3 circuits, Dedicated Transport shall at a minimum meet the performance, availability, jitter, and delay requirements specified for Customer Interface to Central Office (CI to CO) connections in the applicable industry standards.
- 5.6.2 AT&T shall offer the following interface transmission rates for Dedicated Transport:
- 5.6.2.1 DS0 Equivalent;
- 5.6.2.2 DS1;
- 5.6.2.3 DS3;
- 5.6.2.4 STS-1; and
- 5.6.2.5 SDH (Synchronous Digital Hierarchy) Standard interface rates are in accordance with International Telecommunications Union (ITU) Recommendation G.707 and Plesiochronous Digital Hierarchy (PDH) rates per ITU Recommendation G.704.
- 5.6.3 AT&T shall design Dedicated Transport according to its network infrastructure. Mextel shall specify the termination points for Dedicated Transport.
- 5.6.4 At a minimum, Dedicated Transport shall meet each of the requirements set forth in the applicable industry technical references and AT&T Technical References;

- 5.6.4.1 Telcordia TR-TSY-000191 Alarm Indication Signals Requirements and Objectives, Issue 1, May 1986.
- 5.6.4.2 AT&T's TR73501 LightGate® Service Interface and Performance Specifications, Issue D, June 1995.
- 5.6.4.3 AT&T's TR73525 MegaLink® Service, MegaLink Channel Service and MegaLink Plus Service Interface and Performance Specifications, Issue C, May 1996.
- 5.7 Unbundled Channelization (Multiplexing)
 - 5.7.1 To the extent Mextel is purchasing DS1 or DS3 or STS-1 Dedicated Transport pursuant to this Agreement, Unbundled Channelization (UC) provides the optional multiplexing capability that will allow a DS1 (1.544 Mbps) or DS3 (44.736 Mbps) or STS-1 (51.84 Mbps) Network Elements to be multiplexed or channelized at an AT&T central office. Channelization can be accomplished through the use of a multiplexer or a digital cross-connect system at the discretion of AT&T. Once UC has been installed, Mextel may request channel activation on a channelized facility and AT&T shall connect the requested facilities via COCIs. The COCI must be compatible with the lower capacity facility and ordered with the lower capacity facility. This service is available as defined in NECA 4.
 - 5.7.2 AT&T shall make available the following channelization systems and interfaces:
 - 5.7.2.1 DS1 Channelization System: channelizes a DS1 signal into a maximum of twenty-four (24) DS0s. The following COCI are available: Voice Grade, Digital Data and ISDN.
 - 5.7.2.2 DS3 Channelization System: channelizes a DS3 signal into a maximum of twenty-eight (28) DS1s. A DS1 COCI is available with this system.
 - 5.7.2.3 STS-1 Channelization System: channelizes a STS-1 signal into a maximum of twenty-eight (28) DS1s. A DS1 COCI is available with this system.
 - 5.7.3 Technical Requirements. In order to assure proper operation with AT&T provided central office multiplexing functionality, Mextel's channelization equipment must adhere strictly to form and protocol standards. Mextel must also adhere to such applicable industry standards for the multiplex channel bank, for voice frequency encoding, for various signaling schemes, and for sub rate digital access.
- 5.8 Dark Fiber Transport. Dark Fiber Transport is defined as Dedicated Transport that consists of unactivated optical interoffice transmission facilities without attached signal regeneration, multiplexing, aggregation or other electronics.
 - 5.8.1 Dark Fiber Transport Requirements
 - 5.8.1.1 For purposes of this Section 5.8, a Business Line is as defined in 47 C.F.R. § 51.5.

- 5.8.1.2 Notwithstanding anything to the contrary in this Agreement, AT&T shall make available Dark Fiber Transport as described in this Agreement, except in any wire center meeting the criteria described below:
- 5.8.1.2.1 Dark Fiber Transport where both wire centers at the end points of the route contain twenty-four thousand (24,000) or more Business Lines or three (3) or more fiber-based collocators.
- 5.8.1.3 The Master List of Unimpaired Wire Centers or AT&T's List of Unimpaired Wire Centers, as described in Section 1.8, sets forth the list of wire centers meeting the criteria set forth in Section 5.8.1.2.1 above as of March 11, 2005.
- 5.8.1.4 Once any wire center exceeds either of the thresholds set forth in Section 5.8.1.2.1 above, no future Dark Fiber Transport unbundling will be required in that wire center.
- 5.8.1.5 Modifications and Updates to the Wire Center List and Subsequent Transition Periods
- 5.8.1.5.1 In the event AT&T identifies additional wire centers that meet the criteria set forth in Section 5.8.1.2.1 above, but that were not included in the Master List of Unimpaired Wire Centers or AT&T's List of Unimpaired Wire Centers, AT&T shall include such additional wire centers in an Accessible Letter. Each such list of additional wire centers shall be considered a "Subsequent Wire Center List". AT&T will follow any notification procedures in applicable Commission orders.
- 5.8.1.5.2 Mextel shall have thirty (30) business days to dispute the additional wire centers listed on AT&T's Accessible Letter. Absent such dispute, effective thirty (30) business days after the date of an AT&T Accessible Letter providing a Subsequent Wire Center List, AT&T shall not be required to provide unbundled access to Dark Fiber Transport, as applicable, in such additional wire center(s), except pursuant to the self-certification process as set forth in Section 1.8 of this Attachment.
- 5.8.1.5.3 For purposes of Section 5.8.1.5 above, AT&T shall make available Dark Fiber Transport that was in service for Mextel in a wire center on the Subsequent Wire Center List as of the thirtieth (30) business day after the date of AT&T's Accessible Letter identifying the Subsequent Wire Center List (Subsequent Embedded Base) until one hundred eighty (180) days after the thirtieth (30th) business day from the date of AT&T's Accessible Letter identifying the Subsequent Wire Center List (Subsequent Transition Period).
- 5.8.1.5.4 The rates set forth in Exhibit B shall apply to the Subsequent Embedded Base during the Subsequent Transition Period.
- 5.8.1.5.5 No later than one hundred eighty (180) days from AT&T's Accessible Letter identifying the Subsequent Wire Center List, Mextel shall submit an LSR(s) or spreadsheet(s) as applicable, identifying the Subsequent Embedded Base of circuits to be disconnected or converted to other AT&T services.
- 5.8.1.5.6 In the case of disconnection, the applicable disconnect charges set forth in this Agreement shall apply.

- 5.8.1.5.6.1 If Mextel fails to submit the LSR(s) or spreadsheet(s) for all of its Subsequent Embedded Base by one hundred eighty (180) days after the date of AT&T's Accessible Letter identifying the Subsequent Wire Center List, AT&T will identify Mextel's remaining Subsequent Embedded Base, if any, and will transition such circuits to the equivalent tariffed AT&T service(s).
- 5.8.1.5.6.2 In the states of Florida, Mississippi and South Carolina, those circuits identified and transitioned by AT&T shall be subject to the applicable disconnect charges as set forth in this Agreement and the full nonrecurring charges for installation of the equivalent tariffed AT&T service as set forth in AT&T's tariffs. In the states of Alabama, Georgia and South Carolina, those circuits identified and transitioned by AT&T shall be subject to the applicable switch-as-is rates set forth in Exhibit A of Attachment 2. In the state of Louisiana, those circuits identified and transitioned by AT&T shall be subject to the full nonrecurring charges for installation of the equivalent tariffed AT&T service as set forth in AT&T's tariffs.
- 5.8.1.5.6.3 For Subsequent Embedded Base circuits converted pursuant to Section 5.8.1.5.5 above or transitioned pursuant to Section 5.8.1.5.6.1 above, the applicable recurring tariff charges shall apply as of the earlier of the date each circuit is converted or transitioned, as applicable, or the first day after the end of the Subsequent Transition Period.

5.9 Rearrangements

- 5.9.1 A request to move a working Mextel Dedicated Transport circuit or a Combination including Dedicated Transport from one connecting facility assignment (CFA) to another CFA in the same AT&T Central Office (Change in CFA), shall not constitute the establishment of new service. The applicable Rearrangement rates for the Change in CFA are set forth in Exhibit A.
- 5.9.2 A request to reterminate one end of a Dedicated Transport facility that is not a Change in CFA and thus results in retermination in a different AT&T Central Office (Retermination) shall constitute disconnection of existing service and the establishment of new service. Disconnect charges and full nonrecurring charges for establishment of service, as set forth in Exhibit A, shall apply.
- 5.9.3 Upon request of Mextel, AT&T shall project manage the Change in CFA or Retermination of Dedicated Transport and Combinations that include Dedicated Transport as described in Sections 5.9.1 and 5.9.2 above and Mextel may request OC-TS for such orders.
- 5.9.4 AT&T shall accept a LOA between Mextel and another carrier that will allow Mextel, in connection with a Change in CFA or Retermination, to connect Dedicated Transport or a Combination that includes Dedicated Transport, via a CFA, to the other carrier's collocation space or to another carrier's Multiplexer.

6 **Automatic Location Identification/Data Management System (ALI/DMS)**

6.1 911 and E911 Databases

- 6.1.1 AT&T shall provide Mextel with nondiscriminatory access to 911 and E911 databases on an unbundled basis, in accordance with 47 C.F.R. § 51.319 (f).

6.1.2 The ALI/DMS database contains end user information (including name, address, telephone information, and sometimes special information from the local service provider or end user) used to determine to which PSAP to route the call. The ALI/DMS database is used to provide enhanced routing flexibility for E911. Mextel will be required to provide the AT&T 911 database vendor daily service order updates to E911 database in accordance with Section 6.2.1 below.

6.2 Technical Requirements

6.2.1 AT&T's 911 database vendor shall provide Mextel the capability of providing updates to the ALI/DMS database through a specified electronic interface. Mextel shall contact AT&T's 911 database vendor directly to request interface. Mextel shall provide updates directly to AT&T's 911 database vendor on a daily basis. Updates shall be the responsibility of Mextel and AT&T shall not be liable for the transactions between Mextel and AT&T's 911 database vendor.

6.2.2 It is Mextel's responsibility to retrieve and confirm statistical data and to correct errors obtained from AT&T's 911 database vendor on a daily basis. All errors will be assigned a unique error code and the description of the error and the corrective action is described in the CLEC Users Guide for Facility Based Providers that is found on the AT&T Wholesale – Southeast Region Web site.

6.2.3 Mextel shall conform to the AT&T standards as described in the CLEC Users Guide to E911 for Facilities Based Providers that is located on the AT&T Wholesale – Southeast Region Web site.

6.2.4 Stranded Unlocks are defined as end user records in AT&T's ALI/DMS database that have not been migrated for over ninety (90) days to Mextel, as a new provider of local service to the end user. Stranded Unlocks are those end user records that have been "unlocked" by the previous local exchange carrier that provided service to the end user and are open for Mextel to assume responsibility for such records.

6.2.4.1 Based upon end user record ownership information available in the NPAC database, AT&T shall provide a Stranded Unlock annual report to Mextel that reflects all Stranded Unlocks that remain in the ALI/DMS database for over ninety (90) days. Mextel shall review the Stranded Unlock report, identify its end user records and request to either delete such records or migrate the records to Mextel within two (2) months following the date of the Stranded Unlock report provided by AT&T. Mextel shall reimburse AT&T for any charges AT&T's database vendor imposes on AT&T for the deletion of Mextel's records.

6.3 911 PBX Locate Service®. 911 PBX Locate Service is comprised of a database capability and a separate transport component.

6.3.1 Description of Product. The transport component provides a dedicated trunk path from a Private Branch Exchange (PBX) switch to the appropriate AT&T 911 tandem.

6.3.1.1 The database capability allows Mextel to offer an E911 service to its PBX end users that identifies to the PSAP the physical location of the Mextel PBX 911 end user station telephone number for the 911 call that is placed by the end user.

- 6.3.2 Mextel may order either the database capability or the transport component as desired or Mextel may order both components of the service.
- 6.3.3 911 PBX Locate Database Capability. Mextel's end user or Mextel's end user's database management agent (DMA) must provide the end user PBX station telephone numbers and corresponding address and location data to AT&T's 911 database vendor. The data will be loaded and maintained in AT&T's ALI database.
- 6.3.4 Ordering, provisioning, testing and maintenance shall be provided by Mextel pursuant to the 911 PBX Locate Marketing Service Description (MSD) that is located on the AT&T Wholesale - Southeast Region Web site.
- 6.3.5 Mextel's end user, or Mextel's end user DMA must provide ongoing updates to AT&T's 911 database vendor within a commercially reasonable timeframe of all PBX station telephone number adds, moves and deletions. It will be the responsibility of Mextel to ensure that the end user or DMA maintain the data pertaining to each end user's extension managed by the 911 PBX Locate Service product. Mextel should not submit telephone number updates for specific PBX station telephone numbers that are submitted by Mextel's end user, or Mextel's end user DMA under the terms of 911 PBX Locate product.
- 6.3.5.1 Mextel must provision all PBX station numbers in the same LATA as the E911 tandem.
- 6.3.6 Mextel agrees to release, indemnify, defend and hold harmless AT&T from any and all loss, claims, demands, suits, or other action, or any liability whatsoever, whether suffered, made, instituted or asserted by Mextel's end user or by any other party or person, for any personal injury to or death of any person or persons, or for any loss, damage or destruction of any property, whether owned by Mextel or others, or for any infringement or invasion of the right of privacy of any person or persons, caused or claimed to have been caused, directly or indirectly, by the installation, operation, failure to operate, maintenance, removal, presence, condition, location or use of PBX Locate Service features or by any services which are or may be furnished by AT&T in connection therewith, including but not limited to the identification of the telephone number, address or name associated with the telephone used by the party or parties accessing 911 services using 911 PBX Locate Service hereunder, except to the extent caused by AT&T's gross negligence or wilful misconduct. Mextel is responsible for assuring that its authorized end users comply with the provisions of these terms and that unauthorized persons do not gain access to or use the 911 PBX Locate Service through user names, passwords, or other identifiers assigned to Mextel's end user or DMA pursuant to these terms. Specifically, Mextel's end user or DMA must keep and protect from use by any unauthorized individual identifiers, passwords, and any other security token(s) and devices that are provided for access to this product.
- 6.3.7 Mextel may only use AT&T PBX Locate Service solely for the purpose of validating and correcting 911 related data for Mextel's end users' telephone numbers for which it has direct management authority.
- 6.3.8 911 PBX Locate Transport Component. The 911 PBX Locate Service transport component requires Mextel to order a CAMA type dedicated trunk from Mextel's end user premise to the appropriate AT&T 911 tandem pursuant to the following provisions.

- 6.3.8.1 Except as otherwise set forth below, a minimum of two (2) end user specific, dedicated 911 trunks are required between the Mextel's end user premise and the AT&T 911 tandem as described in AT&T's TR 73576 and in accordance with the 911 PBX Locate Marketing Service Description located on the AT&T Wholesale – Southeast Region Web site. Mextel is responsible for connectivity between the end user's PBX and Mextel's switch or POP location. Mextel will then order 911 trunks from their switch or POP location to the AT&T 911 tandem. The dedicated trunks shall be, at a minimum, DS0 level trunks configured as part of a digital interface (delivered over a Mextel purchased DS1 facility that hands off at a DS1 or higher level digital or optical interface). Mextel is responsible for ensuring that the PBX switch is capable of sending the calling station's Direct Inward Dial (DID) telephone number to the AT&T 911 tandem in a specified Multi-frequency (MF) Address Signaling Protocol. If the PBX switch supports Primary Rate ISDN (PRI) and the calling stations are DID numbers, then the 911 call can be transmitted using PRI, and there will be no requirement for the PBX Locate Transport component.
- 6.3.9 Ordering and Provisioning. Mextel will submit an Access Service Request (ASR) to AT&T to order a minimum of two (2) end user specific 911 trunks from its switch or POP location to the AT&T 911 tandem.
- 6.3.9.1 Testing and maintenance shall be provided by Mextel pursuant to the 911 PBX Locate Marketing Service description that is located on the AT&T Wholesale – Southeast Region Web site.
- 6.3.10 Rates. Rates for the 911 PBX Locate Service database component are set forth in Exhibit A. Trunks and facilities for 911 PBX Locate transport component may be ordered by Mextel pursuant to the terms and conditions set forth in Attachment 3.
- 7 White Pages Listings**
- 7.1 AT&T shall provide Mextel and its customers access to white pages directory listings under the following terms:
- 7.1.1 Listings. Mextel shall provide all new, changed and deleted listings on a timely basis and AT&T or its agent will include Mextel residential and business customer listings in the appropriate White Pages (residential and business) or alphabetical directories in the geographic areas covered by this Agreement. Directory listings will make no distinction between Mextel and AT&T customers. Mextel shall provide listing information in accordance with the procedures set forth in The AT&T Business Rules for Local Ordering found at AT&T's Wholesale – Southeast Region Web site.
- 7.1.2 Unlisted/Non-Published Customers. Mextel will be required to provide to AT&T the names, addresses and telephone numbers of all Mextel customers who wish to be omitted from directories. Unlisted/Non-Published listings will be subject to the rates as set forth in AT&T's GSST and shall not be subject to wholesale discount.
- 7.1.3 Inclusion of Mextel Customers in Directory Assistance Database. AT&T will include and maintain Mextel customer listings in AT&T's DA databases. Mextel shall provide such Directory Assistance listings to AT&T at no charge.

- 7.1.4 Listing Information Confidentiality. AT&T will afford Mextel's directory listing information the same level of confidentiality that AT&T affords its own directory listing information.
- 7.1.5 Additional and Designer Listings. Additional and designer listings will be offered by AT&T at tariffed rates as set forth in AT&T's GSST and shall not be subject to the wholesale discount.
- 7.1.6 Rates. So long as Mextel provides listing information to AT&T as set forth in Section 7.1.2 above, AT&T shall provide to Mextel one (1) basic White Pages directory listing per Mextel customer at no charge other than applicable service order charges as set forth in AT&T's tariffs. Except in the case of a LSR submitted solely to port a number from AT&T, if such listing is requested on the initial LSR associated with the request for services, a single manual service order charge or electronic service order charge, as appropriate, as described in Attachment 6, will apply to both the request for service and the request for the directory listing. Where a subsequent LSR is placed solely to request a directory listing, or is placed to port a number and request a directory listing, separate service order charges as set forth in AT&T's tariffs shall apply, as well as the manual service order charge or the electronic service order charge, as appropriate, as described in Attachment 6.
- 7.2 Directories. AT&T or its agent shall make available White Pages directories to Mextel customer at no charge or as specified in a separate agreement between Mextel and AT&T's agent.
- 7.3 Procedures for submitting Mextel Subscriber Listing Information (SLI) are found in The AT&T Business Rules for Local Ordering found at AT&T's Wholesale – Southeast Region Web site.
- 7.3.1 Mextel authorizes AT&T to release all Mextel SLI provided to AT&T by Mextel to qualifying third parties. Such Mextel SLI shall be intermingled with AT&T's own customer listings and listings of any other CLEC that has authorized a similar release of SLI.
- 7.3.2 No compensation shall be paid to Mextel for AT&T's receipt of Mextel SLI, or for the subsequent release to third parties of such SLI. In addition, to the extent AT&T incurs costs to modify its systems to enable the release of Mextel's SLI, or costs on an ongoing basis to administer the release of Mextel SLI, Mextel shall pay to AT&T its proportionate share of the reasonable costs associated therewith. At any time that costs may be incurred to administer the release of Mextel's SLI, Mextel will be notified. If Mextel does not wish to pay its proportionate share of these reasonable costs, Mextel may instruct AT&T that it does not wish to release its SLI to independent publishers, and Mextel shall amend this Agreement accordingly. Mextel will be liable for all costs incurred until the effective date of the agreement.
- 7.3.3 Neither AT&T nor any agent shall be liable for the content or accuracy of any SLI provided by Mextel under this Agreement. Mextel shall indemnify, except to the extent caused by AT&T's gross negligence or willful misconduct, hold harmless and defend AT&T and its agents from and against any damages, losses, liabilities, demands, claims, suits, judgments, costs and expenses (including but not limited to reasonable attorneys' fees and expenses) arising from AT&T's tariff obligations or otherwise and resulting from or arising out of any third party's claim of inaccurate Mextel listings or use of the SLI provided pursuant to this Agreement. AT&T may forward to Mextel any complaints received by AT&T relating to the accuracy or quality of Mextel listings.

- 7.3.4 Listings and subsequent updates will be released consistent with AT&T system changes and/or update scheduling requirements.

| UNBUNDLED NETWORK ELEMENTS - Alabama | | | | | | | | | | | Att: 2 Exh: A | | | | | |
|--|---|---------|------|--|-------|-----------|--------------|-------|-------------------------|----------------------------------|--------------------------------------|--|--|---|---|-------|
| CATEGORY | RATE ELEMENTS | Interim | Zone | BCS | USOC | RATES(\$) | | | | Svc Order Submitted Elec per LSR | Svc Order Submitted Manually per LSR | Incremental Charge - Manual Svc Order vs. Electronic-1st | Incremental Charge - Manual Svc Order vs. Electronic-Add'l | Incremental Charge - Manual Svc Order vs. Electronic-Disc 1st | Incremental Charge - Manual Svc Order vs. Electronic-Disc Add'l | |
| | | | | | | Rec | Nonrecurring | | Nonrecurring Disconnect | | OSS Rates(\$) | | | | | |
| | | | | | | | First | Add'l | First | Add'l | SOMEC | SOMAN | SOMAN | SOMAN | SOMAN | SOMAN |
| The "Zone" shown in the sections for stand-alone loops or loops as part of a combination refers to Geographically Deaveraged UNE Zones. To view Geographically Deaveraged UNE Zone Designations by Central Office, refer to internet Website: http://wholesale.att.com/ | | | | | | | | | | | | | | | | |
| OPERATIONS SUPPORT SYSTEMS (OSS) - "REGIONAL RATES" | | | | | | | | | | | | | | | | |
| NOTE: (1) CLEC should contact its contract negotiator if it prefers the "state specific" OSS charges as ordered by the State Commissions. The OSS charges currently contained in this rate exhibit are the AT&T "regional" service ordering charges. CLEC may elect either the state specific Commission ordered rates for the service ordering charges, or CLEC may elect the regional service ordering charge, however, CLEC can not obtain a mixture of the two regardless if CLEC has a interconnection contract established in each of the 9 states. | | | | | | | | | | | | | | | | |
| NOTE: (2) Any element that can be ordered electronically will be billed according to the SOMEC rate listed in this category. Please refer to AT&T's Local Ordering Handbook (LOH) to determine if a product can be ordered electronically. For those elements that cannot be ordered electronically at present per the LOH, the listed SOMEC rate in this category reflects the charge that would be billed to a CLEC once electronic ordering capabilities come on-line for that element. Otherwise, the manual ordering charge, SOMAN, will be applied to a CLECs bill when it submits an LSR to AT&T. | | | | | | | | | | | | | | | | |
| | OSS - Electronic Service Order Charge, Per Local Service Request (LSR) - UNE Only | | | | SOMEC | | 3.50 | 0.00 | 3.50 | 0.00 | | | | | | |
| | OSS - Manual Service Order Charge, Per Local Service Request (LSR) - UNE Only | | | | SOMAN | | 15.66 | 0.00 | 1.97 | 0.00 | | | | | | |
| UNE SERVICE DATE ADVANCEMENT CHARGE | | | | | | | | | | | | | | | | |
| NOTE: The Expedite charge will be maintained commensurate with BellSouth's FCC No.1 Tariff, Section 5 as applicable. | | | | | | | | | | | | | | | | |
| | UNE Expedite Charge per Circuit or Line Assignable USOC, per Day | | | UAL, UEANL, UCL, UEF, UDF, UEQ, UDL, UENTW, UDN, UEA, UHL, ULC, USL, U1T12, U1T48, U1TD1, U1TD3, U1TDX, U1TO3, U1TS1, U1TVX, UC1BC, UC1BL, UC1CC, UC1CL, UC1DC, UC1DL, UC1EC, UC1EL, UC1FC, UC1FL, UC1GC, UC1GL, UC1HC, UC1HL, UDL12, UDL48, UDL03, UDL5X, UE3, ULD12, ULD48, ULDD1, ULDD3, ULDDX, ULDO3, ULDS1, ULDVX, UNC1X, UNC3X, UNCDX, UNCNX, UNCSX, UNCVX, UNLD1, UNLD3, UXTD1, UXTD3, UXTS1, U1TUC, U1TUD, U1TUB, U1TUA, NTCVG, NTCUD, NTCD1 | SDASP | | 200.00 | | | | | | | | | |
| ORDER MODIFICATION CHARGE | | | | | | | | | | | | | | | | |
| | Order Modification Charge (OMC) | | | | | | 35.13 | 0.00 | 0.00 | 0.00 | | | | | | |
| | Order Modification Additional Dispatch Charge (OMCAD) | | | | | | 150.00 | 0.00 | 0.00 | 0.00 | | | | | | |
| UNBUNDLED EXCHANGE ACCESS LOOP | | | | | | | | | | | | | | | | |
| 2-WIRE ANALOG VOICE GRADE LOOP | | | | | | | | | | | | | | | | |
| | 2-Wire Analog Voice Grade Loop - Service Level 1- Zone 1 | | 1 | UEANL | UEAL2 | | 12.58 | 37.81 | 17.56 | 23.49 | 5.30 | | | | | |
| | 2-Wire Analog Voice Grade Loop - Service Level 1- Zone 2 | | 2 | UEANL | UEAL2 | | 21.05 | 37.81 | 17.56 | 23.49 | 5.30 | | | | | |
| | 2-Wire Analog Voice Grade Loop - Service Level 1- Zone 3 | | 3 | UEANL | UEAL2 | | 34.34 | 37.81 | 17.56 | 23.49 | 5.30 | | | | | |
| | 2-Wire Analog Voice Grade Loop - Service Level 1- Zone 1 | | 1 | UEANL | UEASL | | 12.58 | 37.81 | 17.56 | 23.49 | 5.30 | | | | | |
| | 2-Wire Analog Voice Grade Loop - Service Level 1- Zone 2 | | 2 | UEANL | UEASL | | 21.05 | 37.81 | 17.56 | 23.49 | 5.30 | | | | | |
| | 2-Wire Analog Voice Grade Loop - Service Level 1- Zone 3 | | 3 | UEANL | UEASL | | 34.34 | 37.81 | 17.56 | 23.49 | 5.30 | | | | | |
| | Tag Loop at End User Premise | | | UEANL | URETL | | | 8.93 | 0.88 | | | | | | | |
| | Loop Testing - Basic 1st Half Hour | | | UEANL | URET1 | | | 34.16 | 0.00 | | | | | | | |
| | Loop Testing - Basic Additional Half Hour | | | UEANL | URETA | | | 19.85 | 19.85 | | | | | | | |
| | Manual Order Coordination for UVL-SL1s (per loop) | | | UEANL | UEAMC | | | 8.15 | 8.15 | | | | | | | |
| | Order Coordination for Specified Conversion Time for UVL-SL1 (per LSR) | | | UEANL | OCOSL | | | 18.09 | | | | | | | | |

| UNBUNDLED NETWORK ELEMENTS - Alabama | | | | | | | | | | | Att: 2 Exh: A | | | | |
|---|---|---------|------|-------|-------|-----------|--------------|-------|-------------------------|----------------------------------|--------------------------------------|--|--|---|---|
| CATEGORY | RATE ELEMENTS | Interim | Zone | BCS | USOC | RATES(\$) | | | | Svc Order Submitted Elec per LSR | Svc Order Submitted Manually per LSR | Incremental Charge - Manual Svc Order vs. Electronic-1st | Incremental Charge - Manual Svc Order vs. Electronic-Add'l | Incremental Charge - Manual Svc Order vs. Electronic-Disc 1st | Incremental Charge - Manual Svc Order vs. Electronic-Disc Add'l |
| | | | | | | Rec | Nonrecurring | | Nonrecurring Disconnect | | OSS Rates(\$) | | | | |
| | | | | | | | First | Add'l | First | Add'l | SOMEC | SOMAN | SOMAN | SOMAN | SOMAN |
| | Unbundled Non-Design Voice Loop, billing for AT&T providing make-up (Engineering Information - E.I.) | | | UEANL | UEANM | | 13.44 | | | | | | | | |
| | Unbundled Loop Service Rearrangement, change in loop facility, per circuit | | | UEANL | UREWO | | 15.78 | 8.94 | 23.49 | 5.30 | | | | | |
| | Bulk Migration, per 2 Wire Voice Loop-SL1 | | | UEANL | UREPN | | 37.81 | 17.56 | 23.49 | 5.30 | | | | | |
| | Bulk Migration Order Coordination, per 2 Wire Voice Loop-SL1 | | | UEANL | UREPM | | 8.15 | 8.15 | | | | | | | |
| 2-WIRE Unbundled COPPER LOOP | | | | | | | | | | | | | | | |
| | 2-Wire Unbundled Copper Loop - Non-Designed Zone 1 | | 1 | UEQ | UEQ2X | 11.20 | 34.14 | 15.10 | 21.25 | 4.15 | | | | | |
| | 2 Wire Unbundled Copper Loop - Non-Designed - Zone 2 | | 2 | UEQ | UEQ2X | 13.27 | 34.14 | 15.10 | 21.25 | 4.15 | | | | | |
| | 2 Wire Unbundled Copper Loop - Non-Designed - Zone 3 | | 3 | UEQ | UEQ2X | 15.07 | 34.14 | 15.10 | 21.25 | 4.15 | | | | | |
| | Tag Loop at End User Premise | | | UEQ | URETL | | 8.93 | 0.88 | | | | | | | |
| | Loop Testing - Basic 1st Half Hour | | | UEQ | URET1 | | 34.16 | 0.00 | | | | | | | |
| | Loop Testing - Basic Additional Half Hour | | | UEQ | URETA | | 19.85 | 19.85 | | | | | | | |
| | Manual Order Coordination 2 Wire Unbundled Copper Loop - Non-Designed (per loop) | | | UEQ | USBMC | | 8.15 | 8.15 | | | | | | | |
| | Unbundled Copper Loop - Non-Designed, billing for AT&T providing make-up (Engineering Information - E.I.) | | | UEQ | UEQMU | | 13.44 | | | | | | | | |
| | Unbundled Loop Service Rearrangement, change in loop facility, per circuit | | | UEQ | UREWO | | 14.27 | 7.43 | 21.25 | 4.15 | | | | | |
| | Bulk Migration, per 2 Wire UCL-ND | | | UEQ | UREPN | | 34.14 | 15.10 | 21.25 | 4.15 | | | | | |
| | Bulk Migration Order Coordination, per 2 Wire UCL-ND | | | UEQ | UREPM | | 8.15 | 8.15 | | | | | | | |
| UNBUNDLED EXCHANGE ACCESS LOOP | | | | | | | | | | | | | | | |
| 2-WIRE ANALOG VOICE GRADE LOOP | | | | | | | | | | | | | | | |
| | 2-Wire Analog Voice Grade Loop - Service Level 2 w/Loop or Ground Start Signaling - Zone 1 | | 1 | UEA | UEAL2 | 14.38 | 88.00 | 55.00 | 47.24 | 7.44 | | | | | |
| | 2-Wire Analog Voice Grade Loop - Service Level 2 w/Loop or Ground Start Signaling - Zone 2 | | 2 | UEA | UEAL2 | 22.85 | 88.00 | 55.00 | 47.24 | 7.44 | | | | | |
| | 2-Wire Analog Voice Grade Loop - Service Level 2 w/Loop or Ground Start Signaling - Zone 3 | | 3 | UEA | UEAL2 | 36.14 | 88.00 | 55.00 | 47.24 | 7.44 | | | | | |
| | 2-Wire Analog Voice Grade Loop - Service Level 2 w/Reverse Battery Signaling - Zone 1 | | 1 | UEA | UEAR2 | 14.38 | 88.00 | 55.00 | 47.24 | 7.44 | | | | | |
| | 2-Wire Analog Voice Grade Loop - Service Level 2 w/Reverse Battery Signaling - Zone 2 | | 2 | UEA | UEAR2 | 22.85 | 88.00 | 55.00 | 47.24 | 7.44 | | | | | |
| | 2-Wire Analog Voice Grade Loop - Service Level 2 w/Reverse Battery Signaling - Zone 3 | | 3 | UEA | UEAR2 | 36.14 | 88.00 | 55.00 | 47.24 | 7.44 | | | | | |
| | Switch-As-Is Conversion rate per UNE Loop, Single LSR, (per DS0) | | | UEA | URES1 | | 5.59 | 5.59 | | | | | | | |
| | Switch-As-Is Conversion rate per UNE Loop, Spreadsheet (per DS0) | | | UEA | URES1 | | 5.59 | 5.59 | | | | | | | |
| | Unbundled Loop Service Rearrangement, change in loop facility, per circuit | | | UEA | UREWO | | 87.72 | 36.36 | | | | | | | |
| | Loop Tagging - Service Level 2 (SL2) | | | UEA | URETL | | 11.21 | 1.10 | | | | | | | |
| | Bulk Migration, per 2 Wire Voice Loop-SL2 | | | UEA | UREPN | | 88.00 | 55.00 | | | | | | | |
| | Bulk Migration Order Coordination, per 2 Wire Voice Loop-SL2 | | | UEA | UREPM | | 0.00 | 0.00 | | | | | | | |
| 4-WIRE ANALOG VOICE GRADE LOOP | | | | | | | | | | | | | | | |
| | 4-Wire Analog Voice Grade Loop - Zone 1 | | 1 | UEA | UEAL4 | 25.34 | 131.97 | 94.51 | 59.14 | 14.50 | | | | | |
| | 4-Wire Analog Voice Grade Loop - Zone 2 | | 2 | UEA | UEAL4 | 38.58 | 131.97 | 94.51 | 59.14 | 14.50 | | | | | |
| | 4-Wire Analog Voice Grade Loop - Zone 3 | | 3 | UEA | UEAL4 | 60.02 | 131.97 | 94.51 | 59.14 | 14.50 | | | | | |
| | Switch-As-Is Conversion rate per UNE Loop, Single LSR, (per DS0) | | | UEA | URES1 | | 5.59 | 5.59 | | | | | | | |
| | Switch-As-Is Conversion rate per UNE Loop, Spreadsheet, (per DS0) | | | UEA | URES1 | | 5.59 | 5.59 | | | | | | | |
| | Unbundled Loop Service Rearrangement, change in loop facility, per circuit | | | UEA | UREWO | | 87.72 | 36.36 | | | | | | | |
| 2-WIRE ISDN DIGITAL GRADE LOOP | | | | | | | | | | | | | | | |
| | 2-Wire ISDN Digital Grade Loop - Zone 1 | | 1 | UDN | U1L2X | 21.88 | 117.24 | 79.77 | 52.88 | 10.54 | | | | | |
| | 2-Wire ISDN Digital Grade Loop - Zone 2 | | 2 | UDN | U1L2X | 32.85 | 117.24 | 79.77 | 52.88 | 10.54 | | | | | |
| | 2-Wire ISDN Digital Grade Loop - Zone 3 | | 3 | UDN | U1L2X | 48.55 | 117.24 | 79.77 | 52.88 | 10.54 | | | | | |
| | Unbundled Loop Service Rearrangement, change in loop facility, per circuit | | | UDN | UREWO | | 91.63 | 44.16 | | | | | | | |
| 2-WIRE ASYMMETRICAL DIGITAL SUBSCRIBER LINE (ADSL) COMPATIBLE LOOP | | | | | | | | | | | | | | | |
| | 2 Wire Unbundled ADSL Loop including manual service inquiry & facility reservation - Zone 1 | | 1 | UAL | UAL2X | 11.01 | 110.00 | 68.00 | 47.24 | 7.44 | | | | | |

| UNBUNDLED NETWORK ELEMENTS - Alabama | | | | | | | | | | | Att: 2 Exh: A | | | | |
|--|---|---------|------|-----|-------|-----------|--------------|--------|-------------------------|----------------------------------|--------------------------------------|--|--|---|---|
| CATEGORY | RATE ELEMENTS | Interim | Zone | BCS | USOC | RATES(\$) | | | | Svc Order Submitted Elec per LSR | Svc Order Submitted Manually per LSR | Incremental Charge - Manual Svc Order vs. Electronic-1st | Incremental Charge - Manual Svc Order vs. Electronic-Add'l | Incremental Charge - Manual Svc Order vs. Electronic-Disc 1st | Incremental Charge - Manual Svc Order vs. Electronic-Disc Add'l |
| | | | | | | Rec | Nonrecurring | | Nonrecurring Disconnect | | OSS Rates(\$) | | | | |
| | | | | | | | First | Add'l | First | Add'l | SOMEC | SOMAN | SOMAN | SOMAN | SOMAN |
| | 2 Wire Unbundled ADSL Loop including manual service inquiry & facility reservation - Zone 2 | | 2 | UAL | UAL2X | 12.73 | 110.00 | 68.00 | 47.24 | 7.44 | | | | | |
| | 2 Wire Unbundled ADSL Loop including manual service inquiry & facility reservation - Zone 3 | | 3 | UAL | UAL2X | 14.30 | 110.00 | 68.00 | 47.24 | 7.44 | | | | | |
| | 2 Wire Unbundled ADSL Loop without manual service inquiry & facility reservation - Zone 1 | | 1 | UAL | UAL2W | 11.01 | 90.00 | 57.00 | 47.24 | 7.44 | | | | | |
| | 2 Wire Unbundled ADSL Loop without manual service inquiry & facility reservation - Zone 2 | | 2 | UAL | UAL2W | 12.73 | 90.00 | 57.00 | 47.24 | 7.44 | | | | | |
| | 2 Wire Unbundled ADSL Loop without manual service inquiry & facility reservation - Zone 3 | | 3 | UAL | UAL2W | 14.30 | 90.00 | 57.00 | 47.24 | 7.44 | | | | | |
| | Unbundled Loop Service Rearrangement, change in loop facility, per circuit | | | UAL | UREWO | | 86.20 | 40.40 | | | | | | | |
| 2-WIRE HIGH BIT RATE DIGITAL SUBSCRIBER LINE (HDSL) COMPATIBLE LOOP | | | | | | | | | | | | | | | |
| | 2 Wire Unbundled HDSL Loop including manual service inquiry & facility reservation - Zone 1 | | 1 | UHL | UHL2X | 8.74 | 110.00 | 68.00 | 47.24 | 7.44 | | | | | |
| | 2 Wire Unbundled HDSL Loop including manual service inquiry & facility reservation - Zone 2 | | 2 | UHL | UHL2X | 10.17 | 110.00 | 68.00 | 47.24 | 7.44 | | | | | |
| | 2 Wire Unbundled HDSL Loop including manual service inquiry & facility reservation - Zone 3 | | 3 | UHL | UHL2X | 11.44 | 110.00 | 68.00 | 47.24 | 7.44 | | | | | |
| | 2 Wire Unbundled HDSL Loop without manual service inquiry and facility reservation - Zone 1 | | 1 | UHL | UHL2W | 8.74 | 90.00 | 57.00 | 47.24 | 7.44 | | | | | |
| | 2 Wire Unbundled HDSL Loop without manual service inquiry and facility reservation - Zone 2 | | 2 | UHL | UHL2W | 10.17 | 90.00 | 57.00 | 47.24 | 7.44 | | | | | |
| | 2 Wire Unbundled HDSL Loop without manual service inquiry and facility reservation - Zone 3 | | 3 | UHL | UHL2W | 11.44 | 90.00 | 57.00 | 47.24 | 7.44 | | | | | |
| | Unbundled Loop Service Rearrangement, change in loop facility, per circuit | | | UHL | UREWO | | 86.14 | 40.40 | | | | | | | |
| 4-WIRE HIGH BIT RATE DIGITAL SUBSCRIBER LINE (HDSL) COMPATIBLE LOOP | | | | | | | | | | | | | | | |
| | 4 Wire Unbundled HDSL Loop including manual service inquiry and facility reservation - Zone 1 | | 1 | UHL | UHL4X | 13.95 | 148.36 | 68.00 | 51.70 | 9.73 | | | | | |
| | 4-Wire Unbundled HDSL Loop including manual service inquiry and facility reservation - Zone 2 | | 2 | UHL | UHL4X | 15.56 | 148.36 | 68.00 | 51.70 | 9.73 | | | | | |
| | 4-Wire Unbundled HDSL Loop including manual service inquiry and facility reservation - Zone 3 | | 3 | UHL | UHL4X | 15.25 | 148.36 | 68.00 | 51.70 | 9.73 | | | | | |
| | 4-Wire Unbundled HDSL Loop without manual service inquiry and facility reservation - Zone 1 | | 1 | UHL | UHL4W | 13.95 | 94.00 | 57.00 | 51.70 | 9.73 | | | | | |
| | 4-Wire Unbundled HDSL Loop without manual service inquiry and facility reservation - Zone 2 | | 2 | UHL | UHL4W | 15.56 | 94.00 | 57.00 | 51.70 | 9.73 | | | | | |
| | 4-Wire Unbundled HDSL Loop without manual service inquiry and facility reservation - Zone 3 | | 3 | UHL | UHL4W | 15.25 | 94.00 | 57.00 | 51.70 | 9.73 | | | | | |
| | Unbundled Loop Service Rearrangement, change in loop facility, per circuit | | | UHL | UREWO | | 86.14 | 40.40 | | | | | | | |
| 4-WIRE DS1 DIGITAL LOOP | | | | | | | | | | | | | | | |
| | 4-Wire DS1 Digital Loop - Zone 1 | | 1 | USL | USLXX | 82.55 | 252.47 | 157.54 | 44.70 | 11.71 | | | | | |
| | 4-Wire DS1 Digital Loop - Zone 2 | | 2 | USL | USLXX | 154.18 | 252.47 | 157.54 | 44.70 | 11.71 | | | | | |
| | 4-Wire DS1 Digital Loop - Zone 3 | | 3 | USL | USLXX | 314.52 | 252.47 | 157.54 | 44.70 | 11.71 | | | | | |
| | Switch-As-Is Conversion rate per UNE Loop, single LSR, (per DS1) | | | USL | URES | | 5.59 | 5.59 | | | | | | | |
| | Switch-As-Is Conversion rate per UNE Loop, Spreadsheet, (per DS1) | | | USL | URES | | 5.59 | 5.59 | | | | | | | |
| | Unbundled Loop Service Rearrangement, change in loop facility, per circuit | | | USL | UREWO | | 101.09 | 43.05 | | | | | | | |
| 4-WIRE 19.2, 56 OR 64 KBPS DIGITAL GRADE LOOP | | | | | | | | | | | | | | | |
| | 4 Wire Unbundled Digital Loop 2.4 Kbps - Zone 1 | | 1 | UDL | UDL2X | 26.09 | 126.27 | 88.80 | 59.14 | 14.50 | | | | | |
| | 4 Wire Unbundled Digital Loop 2.4 Kbps - Zone 2 | | 2 | UDL | UDL2X | 35.95 | 126.27 | 88.80 | 59.14 | 14.50 | | | | | |
| | 4 Wire Unbundled Digital Loop 2.4 Kbps - Zone 3 | | 3 | UDL | UDL2X | 37.88 | 126.27 | 88.80 | 59.14 | 14.50 | | | | | |
| | 4 Wire Unbundled Digital Loop 4.8 Kbps - Zone 1 | | 1 | UDL | UDL4X | 26.09 | 126.27 | 88.80 | 59.14 | 14.50 | | | | | |
| | 4 Wire Unbundled Digital Loop 4.8 Kbps - Zone 2 | | 2 | UDL | UDL4X | 35.95 | 126.27 | 88.80 | 59.14 | 14.50 | | | | | |
| | 4 Wire Unbundled Digital Loop 4.8 Kbps - Zone 3 | | 3 | UDL | UDL4X | 37.88 | 126.27 | 88.80 | 59.14 | 14.50 | | | | | |
| | 4 Wire Unbundled Digital Loop 9.6 Kbps - Zone 1 | | 1 | UDL | UDL9X | 26.09 | 126.27 | 88.80 | 59.14 | 14.50 | | | | | |
| | 4 Wire Unbundled Digital Loop 9.6 Kbps - Zone 2 | | 2 | UDL | UDL9X | 35.95 | 126.27 | 88.80 | 59.14 | 14.50 | | | | | |
| | 4 Wire Unbundled Digital Loop 9.6 Kbps - Zone 3 | | 3 | UDL | UDL9X | 37.88 | 126.27 | 88.80 | 59.14 | 14.50 | | | | | |
| | 4 Wire Unbundled Digital 19.2 Kbps - Zone 1 | | 1 | UDL | UDL19 | 26.09 | 126.27 | 88.80 | 59.14 | 14.50 | | | | | |
| | 4 Wire Unbundled Digital 19.2 Kbps - Zone 2 | | 2 | UDL | UDL19 | 35.95 | 126.27 | 88.80 | 59.14 | 14.50 | | | | | |

| UNBUNDLED NETWORK ELEMENTS - Alabama | | | | | | | | | | | Att: 2 Exh: A | | | | | |
|--|--|---------|------|------------------------------|-------|-----------|--------------|-------|-------------------------|-------|----------------------------------|--------------------------------------|--|--|---|---|
| CATEGORY | RATE ELEMENTS | Interim | Zone | BCS | USOC | RATES(\$) | | | | | Svc Order Submitted Elec per LSR | Svc Order Submitted Manually per LSR | Incremental Charge - Manual Svc Order vs. Electronic-1st | Incremental Charge - Manual Svc Order vs. Electronic-Add'l | Incremental Charge - Manual Svc Order vs. Electronic-Disc 1st | Incremental Charge - Manual Svc Order vs. Electronic-Disc Add'l |
| | | | | | | Rec | Nonrecurring | | Nonrecurring Disconnect | | OSS Rates(\$) | | | | | |
| | | | | | | | First | Add'l | First | Add'l | SOMECS | SOMAN | SOMAN | SOMAN | SOMAN | SOMAN |
| | 4 Wire Unbundled Digital 19.2 Kbps - Zone 3 | | 3 | UDL | UDL19 | 37.88 | 126.27 | 88.80 | 59.14 | 14.50 | | | | | | |
| | 4 Wire Unbundled Digital Loop 56 Kbps - Zone 1 | | 1 | UDL | UDL56 | 26.09 | 126.27 | 88.80 | 59.14 | 14.50 | | | | | | |
| | 4 Wire Unbundled Digital Loop 56 Kbps - Zone 2 | | 2 | UDL | UDL56 | 35.95 | 126.27 | 88.80 | 59.14 | 14.50 | | | | | | |
| | 4 Wire Unbundled Digital Loop 56 Kbps - Zone 3 | | 3 | UDL | UDL56 | 37.88 | 126.27 | 88.80 | 59.14 | 14.50 | | | | | | |
| | 4 Wire Unbundled Digital Loop 64 Kbps - Zone 1 | | 1 | UDL | UDL64 | 26.09 | 126.27 | 88.80 | 59.14 | 14.50 | | | | | | |
| | 4 Wire Unbundled Digital Loop 64 Kbps - Zone 2 | | 2 | UDL | UDL64 | 35.95 | 126.27 | 88.80 | 59.14 | 14.50 | | | | | | |
| | 4 Wire Unbundled Digital Loop 64 Kbps - Zone 3 | | 3 | UDL | UDL64 | 37.88 | 126.27 | 88.80 | 59.14 | 14.50 | | | | | | |
| | Switch-As-Is Conversion rate per UNE Loop, single LSR, (per DS0) | | | UDL | URES | | 5.59 | 5.59 | | | | | | | | |
| | Switch-As-Is Conversion rate per UNE Loop, Spreadsheet, (per DS0) | | | UDL | URESP | | 5.59 | 5.59 | | | | | | | | |
| | Unbundled Loop Service Rearrangement, change in loop facility, per circuit | | | UDL | UREWO | | 102.13 | 49.75 | | | | | | | | |
| 2-WIRE Unbundled COPPER LOOP | | | | | | | | | | | | | | | | |
| | 2-Wire Unbundled Copper Loop-Designed including manual service inquiry & facility reservation - Zone 1 | | 1 | UCL | UCLPB | 11.01 | 112.46 | 65.30 | 47.24 | 7.44 | | | | | | |
| | 2-Wire Unbundled Copper Loop-Designed including manual service inquiry & facility reservation - Zone 2 | | 2 | UCL | UCLPB | 12.73 | 112.46 | 65.30 | 47.24 | 7.44 | | | | | | |
| | 2 Wire Unbundled Copper Loop-Designed including manual service inquiry & facility reservation - Zone 3 | | 3 | UCL | UCLPB | 14.30 | 112.46 | 65.30 | 47.24 | 7.44 | | | | | | |
| | 2-Wire Unbundled Copper Loop-Designed without manual service inquiry and facility reservation - Zone 1 | | 1 | UCL | UCLPW | 11.01 | 91.46 | 54.30 | 47.24 | 7.44 | | | | | | |
| | 2-Wire Unbundled Copper Loop-Designed without manual service inquiry and facility reservation - Zone 2 | | 2 | UCL | UCLPW | 12.73 | 91.46 | 54.30 | 47.24 | 7.44 | | | | | | |
| | 2-Wire Unbundled Copper Loop-Designed without manual service inquiry and facility reservation - Zone 3 | | 3 | UCL | UCLPW | 14.30 | 91.46 | 54.30 | 47.24 | 7.44 | | | | | | |
| | Order Coordination for Unbundled Copper Loops (per loop) | | | UCL | UCLMC | | 8.15 | 8.15 | | | | | | | | |
| | Unbundled Loop Service Rearrangement, change in loop facility, per circuit | | | UCL | UREWO | | 97.23 | 42.48 | | | | | | | | |
| 4-WIRE COPPER LOOP | | | | | | | | | | | | | | | | |
| | 4-Wire Copper Loop-Designed including manual service inquiry and facility reservation - Zone 1 | | 1 | UCL | UCL4S | 17.36 | 135.21 | 88.05 | 51.70 | 9.73 | | | | | | |
| | 4-Wire Copper Loop-Designed including manual service inquiry and facility reservation - Zone 2 | | 2 | UCL | UCL4S | 20.76 | 135.21 | 88.05 | 51.70 | 9.73 | | | | | | |
| | 4-Wire Copper Loop-Designed including manual service inquiry and facility reservation - Zone 3 | | 3 | UCL | UCL4S | 28.21 | 135.21 | 88.05 | 51.70 | 9.73 | | | | | | |
| | 4-Wire Copper Loop-Designed without manual service inquiry and facility reservation - Zone 1 | | 1 | UCL | UCL4W | 17.36 | 114.21 | 67.05 | 51.70 | 9.73 | | | | | | |
| | 4-Wire Copper Loop-Designed without manual service inquiry and facility reservation - Zone 2 | | 2 | UCL | UCL4W | 20.76 | 114.21 | 67.05 | 51.70 | 9.73 | | | | | | |
| | 4-Wire Copper Loop-Designed without manual service inquiry and facility reservation - Zone 3 | | 3 | UCL | UCL4W | 28.21 | 114.21 | 67.05 | 51.70 | 9.73 | | | | | | |
| | Order Coordination for Unbundled Copper Loops (per loop) | | | UCL | UCLMC | | 8.15 | 8.15 | | | | | | | | |
| | Unbundled Loop Service Rearrangement, change in loop facility, per circuit | | | UCL | UREWO | | 97.23 | 42.48 | | | | | | | | |
| | Order Coordination for Specified Conversion Time (per LSR) | | | UEA, UDN, UAL, UHL, UDL, USL | OCOSL | | 18.90 | | | | | | | | | |
| Rearrangements | | | | | | | | | | | | | | | | |
| | EEL to UNE-L Retermination, per 2 Wire Unbundled Voice Loop-SL2 | | | UEA | UREEL | | 87.72 | 36.36 | | | | | | | | |
| | EEL to UNE-L Retermination, per 4 Wire Unbundled Voice Loop | | | UEA | UREEL | | 87.72 | 36.36 | | | | | | | | |
| | EEL to UNE-L Retermination, per 2 Wire ISDN Loop | | | UDN | UREEL | | 91.63 | 44.16 | | | | | | | | |
| | EEL to UNE-L Retermination, per 4 Wire Unbundled Digital Loop | | | UDL | UREEL | | 102.13 | 49.75 | | | | | | | | |
| | EEL to UNE-L Retermination, per 4 Wire Unbundled DS1 Loop | | | USL | UREEL | | 101.09 | 43.05 | | | | | | | | |
| UNE LOOP COMMINGLING | | | | | | | | | | | | | | | | |
| 2-WIRE ANALOG VOICE GRADE LOOP - COMMINGLING | | | | | | | | | | | | | | | | |
| | 2-Wire Analog Voice Grade Loop - Service Level 2 w/Loop or Ground Start Signaling - Zone 1 | | 1 | NTCVG | UEAL2 | 14.38 | 88.00 | 55.00 | 47.24 | 7.44 | | | | | | |
| | 2-Wire Analog Voice Grade Loop - Service Level 2 w/Loop or Ground Start Signaling - Zone 2 | | 2 | NTCVG | UEAL2 | 22.85 | 88.00 | 55.00 | 47.24 | 7.44 | | | | | | |
| | 2-Wire Analog Voice Grade Loop - Service Level 2 w/Loop or Ground Start Signaling - Zone 3 | | 3 | NTCVG | UEAL2 | 36.14 | 88.00 | 55.00 | 47.24 | 7.44 | | | | | | |

| UNBUNDLED NETWORK ELEMENTS - Alabama | | | | | | | | | | | Att: 2 Exh: A | | | | | |
|---|---|---------|------|---------------------|-------|-----------|--------------|--------|-------------------------|----------------------------------|--------------------------------------|--|--|---|---|-------|
| CATEGORY | RATE ELEMENTS | Interim | Zone | BCS | USOC | RATES(\$) | | | | Svc Order Submitted Elec per LSR | Svc Order Submitted Manually per LSR | Incremental Charge - Manual Svc Order vs. Electronic-1st | Incremental Charge - Manual Svc Order vs. Electronic-Add'l | Incremental Charge - Manual Svc Order vs. Electronic-Disc 1st | Incremental Charge - Manual Svc Order vs. Electronic-Disc Add'l | |
| | | | | | | Rec | Nonrecurring | | Nonrecurring Disconnect | | OSS Rates(\$) | | | | | |
| | | | | | | | First | Add'l | First | Add'l | SOMECE | SOMAN | SOMAN | SOMAN | SOMAN | SOMAN |
| | 2-Wire Analog Voice Grade Loop - Service Level 2 w/Reverse Battery Signaling - Zone 1 | | 1 | NTCVG | UEAR2 | 14.38 | 88.00 | 55.00 | 47.24 | 7.44 | | | | | | |
| | 2-Wire Analog Voice Grade Loop - Service Level 2 w/Reverse Battery Signaling - Zone 2 | | 2 | NTCVG | UEAR2 | 22.85 | 88.00 | 55.00 | 47.24 | 7.44 | | | | | | |
| | 2-Wire Analog Voice Grade Loop - Service Level 2 w/Reverse Battery Signaling - Zone 3 | | 3 | NTCVG | UEAR2 | 36.14 | 88.00 | 55.00 | 47.24 | 7.44 | | | | | | |
| | Switch-As-Is Conversion rate per UNE Loop, Single LSR, (per DS0) | | | NTCVG | URES | | 5.59 | 5.59 | | | | | | | | |
| | Switch-As-Is Conversion rate per UNE Loop, Spreadsheet (per DS0) | | | NTCVG | URES | | 5.59 | 5.59 | | | | | | | | |
| | Unbundled Loop Service Rearrangement, change in loop facility, per circuit | | | NTCVG | UREWO | | 87.72 | 36.36 | | | | | | | | |
| | Loop Tagging - Service Level 2 (SL2) | | | NTCVG | URETL | | 11.21 | 1.10 | | | | | | | | |
| 4-WIRE ANALOG VOICE GRADE LOOP - COMMINGLING | | | | | | | | | | | | | | | | |
| | 4-Wire Analog Voice Grade Loop - Zone 1 | | 1 | NTCVG | UEAL4 | 25.34 | 131.97 | 94.51 | 59.14 | 14.50 | | | | | | |
| | 4-Wire Analog Voice Grade Loop - Zone 2 | | 2 | NTCVG | UEAL4 | 38.58 | 131.97 | 94.51 | 59.14 | 14.50 | | | | | | |
| | 4-Wire Analog Voice Grade Loop - Zone 3 | | 3 | NTCVG | UEAL4 | 60.02 | 131.97 | 94.51 | 59.14 | 14.50 | | | | | | |
| | Switch-As-Is Conversion rate per UNE Loop, Single LSR, (per DS0) | | | NTCVG | URES | | 5.59 | 5.59 | | | | | | | | |
| | Switch-As-Is Conversion rate per UNE Loop, Spreadsheet, (per DS0) | | | NTCVG | URES | | 5.59 | 5.59 | | | | | | | | |
| | Unbundled Loop Service Rearrangement, change in loop facility, per circuit | | | NTCVG | UREWO | | 87.72 | 36.36 | | | | | | | | |
| 4-WIRE DS1 DIGITAL LOOP - COMMINGLING | | | | | | | | | | | | | | | | |
| | 4-Wire DS1 Digital Loop - Zone 1 | | 1 | NTCD1 | USLXX | 82.55 | 252.47 | 157.54 | 44.70 | 11.71 | | | | | | |
| | 4-Wire DS1 Digital Loop - Zone 2 | | 2 | NTCD1 | USLXX | 154.18 | 252.47 | 157.54 | 44.70 | 11.71 | | | | | | |
| | 4-Wire DS1 Digital Loop - Zone 3 | | 3 | NTCD1 | USLXX | 314.52 | 252.47 | 157.54 | 44.70 | 11.71 | | | | | | |
| | Switch-As-Is Conversion rate per UNE Loop, single LSR, (per DS1) | | | NTCD1 | URES | | 5.59 | 5.59 | | | | | | | | |
| | Switch-As-Is Conversion rate per UNE Loop, Spreadsheet, (per DS1) | | | NTCD1 | URES | | 5.59 | 5.59 | | | | | | | | |
| | Unbundled Loop Service Rearrangement, change in loop facility, per circuit | | | NTCD1 | UREWO | | 101.09 | 43.05 | | | | | | | | |
| 4-WIRE 19.2, 56 OR 64 KBPS DIGITAL GRADE LOOP - COMMINGLING | | | | | | | | | | | | | | | | |
| | 4 Wire Unbundled Digital Loop 2.4 Kbps - Zone 1 | | 1 | NTCUD | UDL2X | 26.09 | 126.27 | 88.80 | 59.14 | 14.50 | | | | | | |
| | 4 Wire Unbundled Digital Loop 2.4 Kbps - Zone 2 | | 2 | NTCUD | UDL2X | 35.95 | 126.27 | 88.80 | 59.14 | 14.50 | | | | | | |
| | 4 Wire Unbundled Digital Loop 2.4 Kbps - Zone 3 | | 3 | NTCUD | UDL2X | 37.88 | 126.27 | 88.80 | 59.14 | 14.50 | | | | | | |
| | 4 Wire Unbundled Digital Loop 4.8 Kbps - Zone 1 | | 1 | NTCUD | UDL4X | 26.09 | 126.27 | 88.80 | 59.14 | 14.50 | | | | | | |
| | 4 Wire Unbundled Digital Loop 4.8 Kbps - Zone 2 | | 2 | NTCUD | UDL4X | 35.95 | 126.27 | 88.80 | 59.14 | 14.50 | | | | | | |
| | 4 Wire Unbundled Digital Loop 4.8 Kbps - Zone 3 | | 3 | NTCUD | UDL4X | 37.88 | 126.27 | 88.80 | 59.14 | 14.50 | | | | | | |
| | 4 Wire Unbundled Digital Loop 9.6 Kbps - Zone 1 | | 1 | NTCUD | UDL9X | 26.09 | 126.27 | 88.80 | 59.14 | 14.50 | | | | | | |
| | 4 Wire Unbundled Digital Loop 9.6 Kbps - Zone 2 | | 2 | NTCUD | UDL9X | 35.95 | 126.27 | 88.80 | 59.14 | 14.50 | | | | | | |
| | 4 Wire Unbundled Digital Loop 9.6 Kbps - Zone 3 | | 3 | NTCUD | UDL9X | 37.88 | 126.27 | 88.80 | 59.14 | 14.50 | | | | | | |
| | 4 Wire Unbundled Digital 19.2 Kbps - Zone 1 | | 1 | NTCUD | UDL19 | 26.09 | 126.27 | 88.80 | 59.14 | 14.50 | | | | | | |
| | 4 Wire Unbundled Digital 19.2 Kbps - Zone 2 | | 2 | NTCUD | UDL19 | 35.95 | 126.27 | 88.80 | 59.14 | 14.50 | | | | | | |
| | 4 Wire Unbundled Digital 19.2 Kbps - Zone 3 | | 3 | NTCUD | UDL19 | 37.88 | 126.27 | 88.80 | 59.14 | 14.50 | | | | | | |
| | 4 Wire Unbundled Digital Loop 56 Kbps - Zone 1 | | 1 | NTCUD | UDL56 | 26.09 | 126.27 | 88.80 | 59.14 | 14.50 | | | | | | |
| | 4 Wire Unbundled Digital Loop 56 Kbps - Zone 2 | | 2 | NTCUD | UDL56 | 35.95 | 126.27 | 88.80 | 59.14 | 14.50 | | | | | | |
| | 4 Wire Unbundled Digital Loop 56 Kbps - Zone 3 | | 3 | NTCUD | UDL56 | 37.88 | 126.27 | 88.80 | 59.14 | 14.50 | | | | | | |
| | 4 Wire Unbundled Digital Loop 64 Kbps - Zone 1 | | 1 | NTCUD | UDL64 | 26.09 | 126.27 | 88.80 | 59.14 | 14.50 | | | | | | |
| | 4 Wire Unbundled Digital Loop 64 Kbps - Zone 2 | | 2 | NTCUD | UDL64 | 35.95 | 126.27 | 88.80 | 59.14 | 14.50 | | | | | | |
| | 4 Wire Unbundled Digital Loop 64 Kbps - Zone 3 | | 3 | NTCUD | UDL64 | 37.88 | 126.27 | 88.80 | 59.14 | 14.50 | | | | | | |
| | Switch-As-Is Conversion rate per UNE Loop, single LSR, (per DS0) | | | NTCUD | URES | | 5.59 | 5.59 | | | | | | | | |
| | Switch-As-Is Conversion rate per UNE Loop, Spreadsheet, (per DS0) | | | NTCUD | URES | | 5.59 | 5.59 | | | | | | | | |
| | Unbundled Loop Service Rearrangement, change in loop facility, per circuit | | | NTCUD | UREWO | | 102.13 | 49.75 | | | | | | | | |
| | Order Coordination for Specified Conversion Time (per LSR) | | | NTCVG, NTCUD, NTCD1 | OCOSL | | 18.90 | | | | | | | | | |
| MAINTENANCE OF SERVICE | | | | | | | | | | | | | | | | |

| UNBUNDLED NETWORK ELEMENTS - Alabama | | | | | | | | | | | | | Att: 2 Exh: A | | | |
|--------------------------------------|---------------|---|---------|------|--|-------|-----------|--------------|-------|-------------------------|----------------------------------|--------------------------------------|--|--|---|---|
| CATEGORY | RATE ELEMENTS | | Interim | Zone | BCS | USOC | RATES(\$) | | | | Svc Order Submitted Elec per LSR | Svc Order Submitted Manually per LSR | Incremental Charge - Manual Svc Order vs. Electronic-1st | Incremental Charge - Manual Svc Order vs. Electronic-Add'l | Incremental Charge - Manual Svc Order vs. Electronic-Disc 1st | Incremental Charge - Manual Svc Order vs. Electronic-Disc Add'l |
| | | | | | | | Rec | Nonrecurring | | Nonrecurring Disconnect | | OSS Rates(\$) | | | | |
| | | | | | | | | First | Add'l | First | Add'l | SOMEc | SOMAN | SOMAN | SOMAN | SOMAN |
| | | Maintenance of Service Charge, Basic Time, per half hour | | | UDC, UEA, UDL, UDN, USL, UAL, UHL, UCL, NTCVG, NTCUD, NTCDD1, U1TD1, U1TD3, U1TDX, U1TS1, U1TVX, UDF, UDFCX, UDLSX, UE3, ULDD1, ULDD3, ULDDX, ULDS1, ULDVX, UNC1X, UNC3X, UNCDX, UNCSX, UNCVX, ULS | MVVBT | | 80.00 | 55.00 | | | | | | | |
| | | Maintenance of Service Charge, Overtime, per half hour | | | UDC, UEA, UDL, UDN, USL, UAL, UHL, UCL, NTCVG, NTCUD, NTCDD1, U1TD1, U1TD3, U1TDX, U1TS1, U1TVX, UDF, UDFCX, UDLSX, UE3, ULDD1, ULDD3, ULDDX, ULDS1, ULDVX, UNC1X, UNC3X, UNCDX, UNCSX, UNCVX, ULS | MVVOT | | 90.00 | 65.00 | | | | | | | |
| | | Maintenance of Service Charge, Premium, per half hour | | | UDC, UEA, UDL, UDN, USL, UAL, UHL, UCL, NTCVG, NTCUD, NTCDD1, U1TD1, U1TD3, U1TDX, U1TS1, U1TVX, UDF, UDFCX, UDLSX, UE3, ULDD1, ULDD3, ULDDX, ULDS1, ULDVX, UNC1X, UNC3X, UNCDX, UNCSX, UNCVX, ULS | MVVPT | | 100.00 | 75.00 | | | | | | | |
| LOOP MODIFICATION | | | | | | | | | | | | | | | | |
| | | Unbundled Loop Modification, Removal of Load Coils - 2 Wire pair less than or equal to 18k ft. per Unbundled Loop | | | UAL, UHL, UCL, UEQ, UEA, UEANL, UEPSR, UEPSB | ULM2L | | 0.00 | 0.00 | | | | | | | |
| | | Unbundled Loop Modification Removal of Load Coils - 4 Wire less than or equal to 18K ft. per Unbundled Loop | | | UHL, UCL, UEA | ULM4L | | 0.00 | 0.00 | | | | | | | |
| | | Unbundled Loop Modification Removal of Bridged Tap Removal, per unbundled loop | | | UAL, UHL, UCL, UEQ, UEA, UEANL, UEPSR, UEPSB | ULMBT | | 32.41 | 32.41 | | | | | | | |
| SUB-LOOPS | | | | | | | | | | | | | | | | |
| Sub-Loop Distribution | | | | | | | | | | | | | | | | |
| | | Sub-Loop - Per Cross Box Location - CLEC Feeder Facility Set-Up | | | UEANL, UEF | USBSA | | 244.42 | | | | | | | | |
| | | Sub-Loop - Per Cross Box Location - Per 25 Pair Panel Set-Up | | | UEANL, UEF | USBSB | | 22.64 | | | | | | | | |
| | | Sub-Loop - Per Building Equipment Room - CLEC Feeder Facility Set-Up | | | UEANL | USBSC | | 177.45 | | | | | | | | |
| | | Sub-Loop - Per Building Equipment Room - Per 25 Pair Panel Set-Up | | | UEANL | USBSD | | 55.15 | | | | | | | | |

| UNBUNDLED NETWORK ELEMENTS - Alabama | | | | | | | | | | | | | Att: 2 Exh: A | | | | |
|---|---------------|---|---------|------|---|-------|-----------|--------------|-------|-------------------------|----------------------------------|--------------------------------------|--|--|---|---|-------|
| CATEGORY | RATE ELEMENTS | | Interim | Zone | BCS | USOC | RATES(\$) | | | | Svc Order Submitted Elec per LSR | Svc Order Submitted Manually per LSR | Incremental Charge - Manual Svc Order vs. Electronic-1st | Incremental Charge - Manual Svc Order vs. Electronic-Add'l | Incremental Charge - Manual Svc Order vs. Electronic-Disc 1st | Incremental Charge - Manual Svc Order vs. Electronic-Disc Add'l | |
| | | | | | | | Rec | Nonrecurring | | Nonrecurring Disconnect | | OSS Rates(\$) | | | | | |
| | | | | | | | | First | Add'l | First | Add'l | SOMEC | SOMAN | SOMAN | SOMAN | SOMAN | SOMAN |
| | | Sub-Loop Distribution Per 2-Wire Analog Voice Grade Loop - Zone 1 | | 1 | UEANL | USBN2 | 11.21 | 65.80 | 30.96 | 45.25 | 6.70 | | | | | | |
| | | Sub-Loop Distribution Per 2-Wire Analog Voice Grade Loop - Zone 2 | | 2 | UEANL | USBN2 | 11.94 | 65.80 | 30.96 | 45.25 | 6.70 | | | | | | |
| | | Sub-Loop Distribution Per 2-Wire Analog Voice Grade Loop - Zone 3 | | 3 | UEANL | USBN2 | 16.86 | 65.80 | 30.96 | 45.25 | 6.70 | | | | | | |
| | | Order Coordination for Unbundled Sub-Loops, per sub-loop pair | | | UEANL | USBMC | | 8.15 | 8.15 | | | | | | | | |
| | | Sub-Loop Distribution Per 4-Wire Analog Voice Grade Loop - Zone 1 | | 1 | UEANL | USBN4 | 8.46 | 79.03 | 44.19 | 49.71 | 9.07 | | | | | | |
| | | Sub-Loop Distribution Per 4-Wire Analog Voice Grade Loop - Zone 2 | | 2 | UEANL | USBN4 | 16.67 | 79.03 | 44.19 | 49.71 | 9.07 | | | | | | |
| | | Sub-Loop Distribution Per 4-Wire Analog Voice Grade Loop - Zone 3 | | 3 | UEANL | USBN4 | 32.57 | 79.03 | 44.19 | 49.71 | 9.07 | | | | | | |
| | | Order Coordination for Unbundled Sub-Loops, per sub-loop pair | | | UEANL | USBMC | | 8.15 | 8.15 | | | | | | | | |
| | | Sub-Loop 2-Wire Intrabuilding Network Cable (INC) | | | UEANL | USBR2 | 2.27 | 53.01 | 18.17 | 45.25 | 6.70 | | | | | | |
| | | Order Coordination for Unbundled Sub-Loops, per sub-loop pair | | | UEANL | USBMC | | 8.15 | 8.15 | | | | | | | | |
| | | Sub-Loop 4-Wire Intrabuilding Network Cable (INC) | | | UEANL | USBR4 | 5.16 | 59.25 | 24.41 | 49.71 | 9.07 | | | | | | |
| | | Order Coordination for Unbundled Sub-Loops, per sub-loop pair | | | UEANL | USBMC | | 8.15 | 8.15 | | | | | | | | |
| | | Loop Testing - Basic 1st Half Hour | | | UEANL | URET1 | | 34.16 | 0.00 | | | | | | | | |
| | | Loop Testing - Basic Additional Half Hour | | | UEANL | URETA | | 19.85 | 19.85 | | | | | | | | |
| | | 2 Wire Copper Unbundled Sub-Loop Distribution - Zone 1 | | 1 | UEF | UCS2X | 6.22 | 65.80 | 30.96 | 45.25 | 6.70 | | | | | | |
| | | 2 Wire Copper Unbundled Sub-Loop Distribution - Zone 2 | | 2 | UEF | UCS2X | 8.76 | 65.80 | 30.96 | 45.25 | 6.70 | | | | | | |
| | | 2 Wire Copper Unbundled Sub-Loop Distribution - Zone 3 | | 3 | UEF | UCS2X | 11.27 | 65.80 | 30.96 | 45.25 | 6.70 | | | | | | |
| | | Order Coordination for Unbundled Sub-Loops, per sub-loop pair | | | UEF | USBMC | | 8.15 | 8.15 | | | | | | | | |
| | | 4 Wire Copper Unbundled Sub-Loop Distribution - Zone 1 | | 1 | UEF | UCS4X | 6.11 | 79.03 | 44.19 | 49.71 | 9.07 | | | | | | |
| | | 4 Wire Copper Unbundled Sub-Loop Distribution - Zone 2 | | 2 | UEF | UCS4X | 12.61 | 79.03 | 44.19 | 49.71 | 9.07 | | | | | | |
| | | 4 Wire Copper Unbundled Sub-Loop Distribution - Zone 3 | | 3 | UEF | UCS4X | 15.36 | 79.03 | 44.19 | 49.71 | 9.07 | | | | | | |
| | | Order Coordination for Unbundled Sub-Loops, per sub-loop pair | | | UEF | USBMC | | 8.15 | 8.15 | | | | | | | | |
| | | Loop Tagging Service Level 1, Unbundled Copper Loop, Non-Designed and Distribution Subloops | | | UEF, UEANL | URETL | | 8.93 | 0.88 | | | | | | | | |
| | | Loop Testing - Basic 1st Half Hour | | | UEF | URET1 | | 34.16 | 0.00 | | | | | | | | |
| | | Loop Testing - Basic Additional Half Hour | | | UEF | URETA | | 19.85 | 19.85 | | | | | | | | |
| Unbundled Sub-Loop Modification | | | | | | | | | | | | | | | | | |
| | | Unbundled Sub-Loop Modification - 2-W Copper Dist Load Coil/Equip Removal per 2-W PR | | | UEF | ULM2X | | 175.78 | 5.10 | | | | | | | | |
| | | Unbundled Sub-loop Modification - 4-W Copper Dist Load Coil/Equip Removal per 4-W PR | | | UEF | ULM4X | | 175.78 | 5.10 | | | | | | | | |
| | | Unbundled Loop Modification, Removal of Bridge Tap, per unbundled loop | | | UEF | ULMBT | | 278.20 | 6.11 | | | | | | | | |
| Unbundled Network Terminating Wire (UNTW) | | | | | | | | | | | | | | | | | |
| | | Unbundled Network Terminating Wire (UNTW) per Pair | | | UENTW | UENPP | 0.40 | 30.01 | | | | | | | | | |
| Network Interface Device (NID) | | | | | | | | | | | | | | | | | |
| | | Network Interface Device (NID) - 1-2 lines | | | UENTW | UND12 | | 43.23 | 28.38 | | | | | | | | |
| | | Network Interface Device (NID) - 1-6 lines | | | UENTW | UND16 | | 63.97 | 49.11 | | | | | | | | |
| | | Network Interface Device Cross Connect - 2 W | | | UENTW | UNDC2 | | 5.87 | 5.87 | | | | | | | | |
| | | Network Interface Device Cross Connect - 4W | | | UENTW | UNDC4 | | 5.87 | 5.87 | | | | | | | | |
| UNE OTHER, PROVISIONING ONLY - NO RATE | | | | | | | | | | | | | | | | | |
| | | Unbundled Contact Name, Provisioning Only - no rate | | | UAL, UCL, UDC, UDL, UDN, UEA, UHL, UEANL, UEF, UEQ, UENTW, NTCVG, NTCUD, NTCD1, USL | UNECN | 0.00 | 0.00 | | | | | | | | | |
| | | Unbundled DS1 Loop - Superframe Format Option - no rate | | | USL, NTCD1 | CCOSF | | 0.00 | | | | | | | | | |
| | | Unbundled DS1 Loop - Expanded Superframe Format option - no rate | | | USL, NTCD1 | CCOEF | | 0.00 | | | | | | | | | |
| | | NID - Dispatch and Service Order for NID installation | | | UENTW | UNDBX | 0.00 | 0.00 | | | | | | | | | |
| | | UNTW Circuit Establishment, Provisioning Only - No Rate | | | UENTW | UENCE | 0.00 | 0.00 | | | | | | | | | |

| UNBUNDLED NETWORK ELEMENTS - Alabama | | | | | | | | | | | | | | Att: 2 Exh: A | | | | | |
|--|---------------|--|--|--|---------|------|-------------|-------|--------------|--------|-------------------------|--------|----------------------------------|--------------------------------------|--|--|---|---|--|
| CATEGORY | RATE ELEMENTS | | | | Interim | Zone | BCS | USOC | RATES(\$) | | | | Svc Order Submitted Elec per LSR | Svc Order Submitted Manually per LSR | Incremental Charge - Manual Svc Order vs. Electronic-1st | Incremental Charge - Manual Svc Order vs. Electronic-Add'l | Incremental Charge - Manual Svc Order vs. Electronic-Disc 1st | Incremental Charge - Manual Svc Order vs. Electronic-Disc Add'l | |
| | | | | | | | | Rec | Nonrecurring | | Nonrecurring Disconnect | | OSS Rates(\$) | | | | | | |
| | | | | | | | | | First | Add'l | First | Add'l | SOMEC | SOMAN | SOMAN | SOMAN | SOMAN | SOMAN | |
| LOOP MAKE-UP | | | | | | | | | | | | | | | | | | | |
| | | Loop Makeup - Preordering Without Reservation, per working or spare facility queried (Manual). | | | | | UMK | UMKLW | 20.00 | 20.00 | | | | | | | | | |
| | | Loop Makeup - Preordering With Reservation, per spare facility queried (Manual). | | | | | UMK | UMKLP | 21.00 | 21.00 | | | | | | | | | |
| | | Loop Makeup--With or Without Reservation, per working or spare facility queried (Mechanized) | | | | | UMK | UMKMQ | 0.59 | 0.59 | | | | | | | | | |
| LINE SPLITTING | | | | | | | | | | | | | | | | | | | |
| END USER ORDERING-CENTRAL OFFICE BASED | | | | | | | | | | | | | | | | | | | |
| | | Line Splitting - per line activation DLEC owned splitter | | | | | UEPSR UEPSB | UREOS | 0.61 | | | | | | | | | | |
| | | Line Splitting - per line activation AT&T owned - physical | | | | | UEPSR UEPSB | UREBP | 0.61 | 37.01 | 21.19 | 20.02 | 9.83 | | | | | | |
| | | Line Splitting - per line activation AT&T owned - virtual | | | | | UEPSR UEPSB | UREBV | 0.61 | 37.01 | 21.19 | 20.02 | 9.83 | | | | | | |
| END USER ORDERING - REMOTE SITE LINE SPLITTING | | | | | | | | | | | | | | | | | | | |
| UNBUNDLED EXCHANGE ACCESS LOOP | | | | | | | | | | | | | | | | | | | |
| 2-WIRE ANALOG VOICE GRADE LOOP | | | | | | | | | | | | | | | | | | | |
| | | 2 Wire Analog Voice Grade Loop-Service Level 1-Line Splitting-Zone 1 | | | | 1 | UEPSR UEPSB | UEALS | 12.58 | 37.81 | 17.56 | 23.49 | 5.30 | | | | | | |
| | | 2 Wire Analog Voice Grade Loop-Service Level 1-Line Splitting-Zone 1 | | | | 1 | UEPSR UEPSB | UEABS | 12.58 | 37.81 | 17.56 | 23.49 | 5.30 | | | | | | |
| | | 2 Wire Analog Voice Grade Loop- Service Level 1-Line Splitting-Zone 2 | | | | 2 | UEPSR UEPSB | UEALS | 21.05 | 37.81 | 17.56 | 23.49 | 5.30 | | | | | | |
| | | 2 Wire Analog Voice Grade Loop- Service Level 1-Line Splitting-Zone 2 | | | | 2 | UEPSR UEPSB | UEABS | 21.05 | 37.81 | 17.56 | 23.49 | 5.30 | | | | | | |
| | | 2 Wire Analog Voice Grade Loop-Service Level 1-Line Splitting-Zone 3 | | | | 3 | UEPSR UEPSB | UEALS | 34.34 | 37.81 | 17.56 | 23.49 | 5.30 | | | | | | |
| | | 2 Wire Analog Voice Grade Loop-Service Level 1-Line Splitting-Zone 3 | | | | 3 | UEPSR UEPSB | UEABS | 34.34 | 37.81 | 17.56 | 23.49 | 5.30 | | | | | | |
| PHYSICAL COLLOCATION | | | | | | | | | | | | | | | | | | | |
| | | Physical Collocation-2 Wire Cross Connects (Loop) for Line Splitting | | | | | UEPSR UEPSB | PE1LS | 0.03 | 12.30 | 11.80 | 6.03 | 5.44 | | | | | | |
| VIRTUAL COLLOCATION | | | | | | | | | | | | | | | | | | | |
| | | Virtual Collocation-2 Wire Cross Connects (Loop) for Line Splitting | | | | | UEPSR UEPSB | VE1LS | 0.03 | 12.30 | 11.80 | 6.03 | 5.44 | | | | | | |
| UNBUNDLED DEDICATED TRANSPORT | | | | | | | | | | | | | | | | | | | |
| INTEROFFICE CHANNEL - DEDICATED TRANSPORT | | | | | | | | | | | | | | | | | | | |
| | | Interoffice Channel - 2-Wire Voice Grade - per mile | | | | | U1TVX | 1L5XX | 0.008838 | | | | | | | | | | |
| | | Interoffice Channel - 2-Wire Voice Grade - Facility Termination | | | | | U1TVX | U1TV2 | 21.13 | 40.54 | 27.41 | 16.74 | 6.90 | | | | | | |
| | | Interoffice Channel - 2-Wire Voice Grade Rev Bat. - per mile | | | | | U1TVX | 1L5XX | 0.008838 | | | | | | | | | | |
| | | Interoffice Channel - 2-Wire VG Rev Bat. - Facility Termination | | | | | U1TVX | U1TR2 | 21.13 | 40.54 | 27.41 | 16.74 | 6.90 | | | | | | |
| | | Interoffice Channel - 4-Wire Voice Grade - per mile | | | | | U1TVX | 1L5XX | 0.008838 | | | | | | | | | | |
| | | Interoffice Channel - 4-Wire Voice Grade - Facility Termination | | | | | U1TVX | U1TV4 | 18.73 | 40.54 | 27.41 | 16.74 | 6.90 | | | | | | |
| | | Interoffice Channel - 56 kbps - per mile | | | | | U1TDX | 1L5XX | 0.008838 | | | | | | | | | | |
| | | Interoffice Channel - 56 kbps - Facility Termination | | | | | U1TDX | U1TD5 | 15.12 | 40.54 | 27.41 | 16.74 | 6.90 | | | | | | |
| | | Interoffice Channel - 64 kbps - per mile | | | | | U1TDX | 1L5XX | 0.008838 | | | | | | | | | | |
| | | Interoffice Channel - 64 kbps - Facility Termination | | | | | U1TDX | U1TD6 | 15.12 | 40.54 | 27.41 | 16.74 | 6.90 | | | | | | |
| | | Interoffice Channel - DS1 - per mile | | | | | U1TD1 | 1L5XX | 0.18 | | | | | | | | | | |
| | | Interoffice Channel - DS1 - Facility Termination | | | | | U1TD1 | U1TF1 | 60.16 | 89.27 | 81.81 | 16.35 | 14.44 | | | | | | |
| | | Interoffice Channel - DS3 - per mile | | | | | U1TD3 | 1L5XX | 4.09 | | | | | | | | | | |
| | | Interoffice Channel - DS3 - Facility Termination | | | | | U1TD3 | U1TF3 | 703.52 | 278.75 | 162.76 | 60.20 | 58.46 | | | | | | |
| | | Interoffice Channel - STS-1 - per mile | | | | | U1TS1 | 1L5XX | 4.09 | | | | | | | | | | |
| | | Interoffice Channel - STS-1 - Facility Termination | | | | | U1TS1 | U1TFS | 701.37 | 278.75 | 162.76 | 60.20 | 58.46 | | | | | | |
| UNBUNDLED DARK FIBER - Stand Alone or in Combination | | | | | | | | | | | | | | | | | | | |
| | | Dark Fiber - Interoffice Transport, Per Four Fiber Strands, Per Route Mile Or Fraction Thereof | | | | | UDF, UDFCX | 1L5DF | 22.34 | | | | | | | | | | |
| | | Dark Fiber - Interoffice Transport, Per Four Fiber Strands, Per Route Mile Or Fraction Thereof | | | | | UDF, UDFCX | UDF14 | | 639.09 | 137.87 | 317.06 | 197.66 | | | | | | |
| HIGH CAPACITY UNBUNDLED LOCAL LOOP | | | | | | | | | | | | | | | | | | | |
| DS-3/STS-1 UNBUNDLED LOCAL LOOP - Stand Alone | | | | | | | | | | | | | | | | | | | |
| | | DS3 Unbundled Local Loop - per mile | | | | | UE3 | 1L5ND | 8.38 | | | | | | | | | | |
| | | DS3 Unbundled Local Loop - Facility Termination | | | | | UE3 | UE3PX | 308.08 | 451.52 | 263.94 | 119.49 | 83.58 | | | | | | |
| | | STS-1 Unbundled Local Loop - per mile | | | | | UDLSX | 1L5ND | 8.38 | | | | | | | | | | |
| | | STS-1 Unbundled Local Loop - Facility Termination | | | | | UDLSX | UDLS1 | 319.83 | 451.52 | 263.94 | 119.49 | 83.58 | | | | | | |

| UNBUNDLED NETWORK ELEMENTS - Alabama | | | | | | | | | | | | | | Att: 2 Exh: A | | | |
|---------------------------------------|--|---|---|--------------------------|---------|------|----------|--------|--------------|--------|-------------------------|-------|----------------------------------|--------------------------------------|--|---|---|
| CATEGORY | RATE ELEMENTS | | | | Interim | Zone | BCS | USOC | RATES(\$) | | | | Svc Order Submitted Elec per LSR | Svc Order Submitted Manually per LSR | Incremental Charge - Manual Svc Order vs. Electronic-1st | Incremental Charge - Manual Svc Order vs. Electronic-Disc 1st | Incremental Charge - Manual Svc Order vs. Electronic-Disc Add'l |
| | | | | | | | | Rec | Nonrecurring | | Nonrecurring Disconnect | | OSS Rates(\$) | | | | |
| | | | | | | | | | First | Add'l | First | Add'l | SOMEC | SOMAN | SOMAN | SOMAN | SOMAN |
| ENHANCED EXTENDED LINK (EELs) | | | | | | | | | | | | | | | | | |
| Network Elements Used in Combinations | | | | | | | | | | | | | | | | | |
| | 2-Wire VG Loop (SL2) in Combination - Zone 1 | | 1 | UNCVX | UEAL2 | | 14.38 | | 88.00 | 55.00 | 47.24 | 7.44 | | | | | |
| | 2-Wire VG Loop (SL2) in Combination - Zone 2 | | 2 | UNCVX | UEAL2 | | 22.85 | | 88.00 | 55.00 | 47.24 | 7.44 | | | | | |
| | 2-Wire VG Loop (SL2) in Combination - Zone 3 | | 3 | UNCVX | UEAL2 | | 36.14 | | 88.00 | 55.00 | 47.24 | 7.44 | | | | | |
| | 4-Wire Analog Voice Grade Loop in Combination - Zone 1 | | 1 | UNCVX | UEAL4 | | 25.34 | | 131.97 | 94.51 | 59.14 | 14.50 | | | | | |
| | 4-Wire Analog Voice Grade Loop in Combination - Zone 2 | | 2 | UNCVX | UEAL4 | | 38.58 | | 131.97 | 94.51 | 59.14 | 14.50 | | | | | |
| | 4-Wire Analog Voice Grade Loop in Combination - Zone 3 | | 3 | UNCVX | UEAL4 | | 60.02 | | 131.97 | 94.51 | 59.14 | 14.50 | | | | | |
| | 2-Wire ISDN Loop in Combination - Zone 1 | | 1 | UNCNX | U1L2X | | 21.88 | | 117.24 | 79.77 | 52.88 | 10.54 | | | | | |
| | 2-Wire ISDN Loop in Combination - Zone 2 | | 2 | UNCNX | U1L2X | | 32.85 | | 117.24 | 79.77 | 52.88 | 10.54 | | | | | |
| | 2-Wire ISDN Loop in Combination - Zone 3 | | 3 | UNCNX | U1L2X | | 48.55 | | 117.24 | 79.77 | 52.88 | 10.54 | | | | | |
| | 4-Wire 56Kbps Digital Grade Loop in Combination - Zone 1 | | 1 | UNCDX | UDL56 | | 26.09 | | 126.27 | 88.80 | 59.14 | 14.50 | | | | | |
| | 4-Wire 56Kbps Digital Grade Loop in Combination - Zone 2 | | 2 | UNCDX | UDL56 | | 35.95 | | 126.27 | 88.80 | 59.14 | 14.50 | | | | | |
| | 4-Wire 56Kbps Digital Grade Loop in Combination - Zone 3 | | 3 | UNCDX | UDL56 | | 37.88 | | 126.27 | 88.80 | 59.14 | 14.50 | | | | | |
| | 4-Wire 64Kbps Digital Grade Loop in Combination - Zone 1 | | 1 | UNCDX | UDL64 | | 26.09 | | 126.27 | 88.80 | 59.14 | 14.50 | | | | | |
| | 4-Wire 64Kbps Digital Grade Loop in Combination - Zone 2 | | 2 | UNCDX | UDL64 | | 35.95 | | 126.27 | 88.80 | 59.14 | 14.50 | | | | | |
| | 4-Wire 64Kbps Digital Grade Loop in Combination - Zone 3 | | 3 | UNCDX | UDL64 | | 37.88 | | 126.27 | 88.80 | 59.14 | 14.50 | | | | | |
| | 4-Wire DS1 Digital Loop in Combination - Zone 1 | | 1 | UNC1X | USLXX | | 82.55 | | 252.47 | 157.54 | 44.70 | 11.71 | | | | | |
| | 4-Wire DS1 Digital Loop in Combination - Zone 2 | | 2 | UNC1X | USLXX | | 154.18 | | 252.47 | 157.54 | 44.70 | 11.71 | | | | | |
| | 4-Wire DS1 Digital Loop in Combination - Zone 3 | | 3 | UNC1X | USLXX | | 314.52 | | 252.47 | 157.54 | 44.70 | 11.71 | | | | | |
| | DS3 Local Loop in combination - per mile | | | UNC3X | 1L5ND | | 8.38 | | | | | | | | | | |
| | DS3 Local Loop in combination - Facility Termination | | | UNC3X | UE3PX | | 308.08 | | 451.52 | 263.94 | 119.49 | 83.58 | | | | | |
| | STS-1 Local Loop in combination - per mile | | | UNC3X | 1L5ND | | 8.38 | | | | | | | | | | |
| | STS-1 Local Loop in combination - Facility Termination | | | UNC3X | UDLS1 | | 319.83 | | 451.52 | 263.94 | 119.49 | 83.58 | | | | | |
| | Interoffice Channel in combination - 2-wire VG - per mile | | | UNCVX | 1L5XX | | 0.008838 | | | | | | | | | | |
| | Interoffice Channel in combination - 2-wire VG - Facility Termination | | | UNCVX | U1TV2 | | 21.13 | | 40.54 | 27.41 | 16.74 | 6.90 | | | | | |
| | Interoffice Channel in combination - 4-wire VG - per mile | | | UNCVX | 1L5XX | | 0.008838 | | | | | | | | | | |
| | Interoffice Channel in combination - 4-wire VG - Facility Termination | | | UNCVX | U1TV4 | | 18.73 | | 40.54 | 27.41 | 16.74 | 6.90 | | | | | |
| | Interoffice Channel in combination - 4-wire 56 kbps - per mile | | | UNC3X | 1L5XX | | 0.008838 | | | | | | | | | | |
| | Interoffice Channel in combination - 4-wire 56 kbps - Facility Termination | | | UNC3X | U1TD5 | | 15.12 | | 40.54 | 27.41 | 16.74 | 6.90 | | | | | |
| | Interoffice Channel in combination - 4-wire 64 kbps - per mile | | | UNC3X | 1L5XX | | 0.008838 | | | | | | | | | | |
| | Interoffice Channel in combination - 4-wire 64 kbps - Facility Termination | | | UNC3X | U1TD6 | | 15.12 | | 40.54 | 27.41 | 16.74 | 6.90 | | | | | |
| | Interoffice Channel in combination - DS1 - per mile | | | UNC1X | 1L5XX | | 0.18 | | | | | | | | | | |
| | Interoffice Channel in combination - DS1 Facility Termination | | | UNC1X | U1TF1 | | 60.16 | | 89.27 | 81.81 | 16.35 | 14.44 | | | | | |
| | Interoffice Channel in combination - DS3 - per mile | | | UNC3X | 1L5XX | | 4.09 | | | | | | | | | | |
| | Interoffice Channel in combination - DS3 - Facility Termination | | | UNC3X | U1TF3 | | 703.52 | | 278.75 | 162.76 | 60.20 | 58.46 | | | | | |
| | Interoffice Channel in combination - STS-1 - per mile | | | UNC3X | 1L5XX | | 4.09 | | | | | | | | | | |
| | Interoffice Channel in combination - STS-1 Facility Termination | | | UNC3X | U1TFS | | 701.37 | | 278.75 | 162.76 | 60.20 | 58.46 | | | | | |
| ADDITIONAL NETWORK ELEMENTS | | | | | | | | | | | | | | | | | |
| Optional Features & Functions: | | | | | | | | | | | | | | | | | |
| | Clear Channel Capability Extended Frame Option - per DS1 | I | | U1TD1, ULDD1, UNC1X | CCOEF | | 0.00 | | | | | | | | | | |
| | Clear Channel Capability Super FrameOption - per DS1 | I | | U1TD1, ULDD1, UNC1X | CCOSF | | 0.00 | | | | | | | | | | |
| | Clear Channel Capability (SF/ESF) Option - Subsequent Activity - per DS1 | I | | ULDD1, U1TD1, UNC1X, USL | NRCCC | | 184.85 | 23.81 | 1.99 | 0.7741 | | | | | | | |
| | C-bit Parity Option - Subsequent Activity - per DS3 | i | | U1TD3, ULDD3, UE3, UNC3X | NRCC3 | | 219.13 | 7.67 | 0.7355 | 0.00 | | | | | | | |
| | DS1/DS0 Channel System | | | UNC1X | MQ1 | | 107.19 | 91.04 | 62.57 | 10.54 | 9.79 | | | | | | |
| | DS3/DS1Channel System | | | UNC3X, UNC3X | MQ3 | | 176.20 | 178.14 | 93.97 | 33.26 | 31.83 | | | | | | |
| | Voice Grade COCI in combination | | | UNCVX | 1D1VG | | 0.56 | 6.58 | 4.72 | | | | | | | | |
| | Voice Grade COCI - for 2W-SL2 & 4W Voice Grade Local Loop | | | UEA | 1D1VG | | 0.56 | 6.58 | 4.72 | | | | | | | | |
| | Voice Grade COCI - for connection to a channelized DS1 Local Channel in the same SWC as collocation | | | U1TUC | 1D1VG | | 0.56 | 6.58 | 4.72 | | | | | | | | |
| | OCU-DP COCI (2.4-64kbs) in combination | | | UNC3X | 1D1DD | | 2.41 | 6.58 | 4.72 | | | | | | | | |
| | OCU-DP COCI (2.4-64kbs) - for Unbundled Digital Loop | | | UDL | 1D1DD | | 2.41 | 6.58 | 4.72 | | | | | | | | |
| | OCU-DP COCI (2.4-64kbs) - for connection to a channelized DS1 Local Channel in the same SWC as collocation | | | U1TUD | 1D1DD | | 2.41 | 6.58 | 4.72 | | | | | | | | |
| | 2-wire ISDN COCI (BRITE) in combination | | | UNCNX | UC1CA | | 1.19 | 6.58 | 4.72 | | | | | | | | |

| UNBUNDLED NETWORK ELEMENTS - Alabama | | | | | | | | | | | Att: 2 Exh: A | | | | |
|--|---|---------|------|--|-------|-----------|--------------|-------|-------------------------|----------------------------------|--------------------------------------|--|--|---|---|
| CATEGORY | RATE ELEMENTS | Interim | Zone | BCS | USOC | RATES(\$) | | | | Svc Order Submitted Elec per LSR | Svc Order Submitted Manually per LSR | Incremental Charge - Manual Svc Order vs. Electronic-1st | Incremental Charge - Manual Svc Order vs. Electronic-Add'l | Incremental Charge - Manual Svc Order vs. Electronic-Disc 1st | Incremental Charge - Manual Svc Order vs. Electronic-Disc Add'l |
| | | | | | | Rec | Nonrecurring | | Nonrecurring Disconnect | | OSS Rates(\$) | | | | |
| | | | | | | | First | Add'l | First | Add'l | SOMEC | SOMAN | SOMAN | SOMAN | SOMAN |
| | 2-wire ISDN COCI (BRITE) - for a Local Loop | | | UDN | UC1CA | 1.19 | 6.58 | 4.72 | | | | | | | |
| | 2-wire ISDN COCI (BRITE) - for connection to a channelized DS1 Local Channel in the same SWC as collocation | | | U1TUB | UC1CA | 1.19 | 6.58 | 4.72 | | | | | | | |
| | DS1 COCI in combination | | | UNC1X | UC1D1 | 13.47 | 6.58 | 4.72 | | | | | | | |
| | DS1 COCI - for Stand Alone Local Channel | | | ULDD1 | UC1D1 | 13.47 | 6.58 | 4.72 | | | | | | | |
| | DS1 COCI - for Stand Alone Interoffice Channel | | | U1TD1 | UC1D1 | 13.47 | 6.58 | 4.72 | | | | | | | |
| | DS1 COCI - for DS1 Local Loop | | | USL, NTCDD1 | UC1D1 | 13.47 | 6.58 | 4.72 | | | | | | | |
| | DS1 COCI - for connection to a channelized DS1 Local Channel in the same SWC as collocation | | | U1TUA | UC1D1 | 13.47 | 6.58 | 4.72 | | | | | | | |
| | Wholesale - UNE, Switch-As-Is Conversion Charge | | | UNCVX, UNCDX, UNC1X, UNC3X, UNCSX, UDFCX, XDH1X, HFQC6, XDD2X, XDV6X, XDDFX, XDD4X, HFRST, UNCNX | UNCCC | | 5.59 | 5.59 | | | | | | | |
| | Unbundled Misc Rate Element, SNE SAI, Single Network Element - Switch As Is Non-recurring Charge, per circuit (LSR) | | I | U1TVX, U1TDX, U1TD1, U1TD3, U1TS1, UDF, UE3 | URES | | 5.59 | 5.59 | | | | | | | |
| | Unbundled Misc Rate Element, SNE SAI, Single Network Element - Switch As Is Non-recurring Charge, incremental charge per circuit on a spreadsheet | | i | U1TVX, U1TDX, U1TD1, U1TD3, U1TS1, UDF, UE3 | URESP | | 5.59 | 5.59 | | | | | | | |
| Access to DCS - Customer Reconfiguration (FlexServ) | | | | | | | | | | | | | | | |
| | Customer Reconfiguration Establishment | | | | | | 1.48 | | 1.84 | | | | | | |
| | DS1 DCS Termination with DS0 Switching | | | | | 29.46 | 25.55 | 19.66 | 16.63 | 13.38 | | | | | |
| | DS1 DCS Termination with DS1 Switching | | | | | 9.94 | 18.47 | 12.58 | 12.21 | 8.96 | | | | | |
| | DS3 DCS Termination with DS1 Switching | | | | | 105.16 | 25.55 | 19.66 | 16.63 | 13.38 | | | | | |
| Node (SynchroNet) | | | | | | | | | | | | | | | |
| | Node per month | | | UNCDX | UNCNT | 15.77 | | | | | | | | | |
| Service Rearrangements | | | | | | | | | | | | | | | |
| | NRC - Change in Facility Assignment per circuit Service Rearrangement | | I | U1TVX, U1TDX, U1TUC, U1TUD, U1TUB, ULDDX, ULDDX, UNCVX, UNCDX, UNC1X | URETD | | 101.09 | 43.05 | | | | | | | |
| | NRC - Change in Facility Assignment per circuit Project Management (added to CFA per circuit if project managed) | | I | U1TVX, U1TDX, U1TUC, U1TUD, U1TUB, ULDDX, ULDDX, UNCVX, UNCDX, UNC1X | URETB | | 3.16 | 3.16 | | | | | | | |
| | NRC - Order Coordination Specific Time - Dedicated Transport | | I | UNC1X, UNC3X | OCOSR | | 18.93 | 18.93 | | | | | | | |
| COMMINGLING | | | | | | | | | | | | | | | |
| | Commingling Authorization | | | UNCVX, UNCDX, UNC1X, UNC3X, UNCSX, U1TD1, U1TD3, U1TS1, UE3, UDLX, U1TVX, U1TDX, U1TUB, ULDDX, ULDD1, ULDD3, ULDS1 | CMGAU | 0.00 | 0.00 | 0.00 | 0.00 | 0.00 | | | | | |
| Commingled (UNE part of single bandwidth circuit) | | | | | | | | | | | | | | | |
| | Commingled VG COCI | | | XDV2X | 1D1VG | 0.53 | 6.58 | 4.72 | | | | | | | |
| | Commingled Digital COCI | | | XDV6X | 1D1DD | 1.12 | 6.58 | 4.72 | | | | | | | |
| | Commingled ISDN COCI | | | XDD4X | UC1CA | 2.41 | 6.58 | 4.72 | | | | | | | |
| | Commingled 2-wire VG Interoffice Channel | | | XDV2X | U1TV2 | 21.13 | 40.54 | 27.41 | 16.74 | 6.90 | | | | | |
| | Commingled 4-wire VG Interoffice Channel | | | XDV6X | U1TV4 | 18.73 | 40.54 | 27.41 | 16.74 | 6.90 | | | | | |
| | Commingled 56kbps Interoffice Channel | | | XDD4X | U1TD5 | 15.12 | 40.54 | 27.41 | 16.74 | 6.90 | | | | | |
| | Commingled 64kbps Interoffice Channel | | | XDD4X | U1TD6 | 15.12 | 40.54 | 27.41 | 16.74 | 6.90 | | | | | |
| | Commingled VG/DS0 Interoffice Channel Mileage | | | XDV2X, XDV6X, XDD4X | 1L5XX | 0.008838 | | | | | | | | | |
| | Commingled 2-wire Local Loop Zone 1 | | 1 | XDV2X | UEAL2 | 14.38 | 88.00 | 55.00 | 47.24 | 7.44 | | | | | |
| | Commingled 2-wire Local Loop Zone 2 | | 2 | XDV2X | UEAL2 | 22.85 | 88.00 | 55.00 | 47.24 | 7.44 | | | | | |
| | Commingled 2-wire Local Loop Zone 3 | | 3 | XDV2X | UEAL2 | 36.14 | 88.00 | 55.00 | 47.24 | 7.44 | | | | | |

UNBUNDLED NETWORK ELEMENTS - Alabama

| CATEGORY | RATE ELEMENTS | Interim | Zone | BCS | USOC | RATES(\$) | Svc Order Submitted Elec per LSR | Svc Order Submitted Manually per LSR | Incremental Charge - Manual Svc Order vs. Electronic-1st | Incremental Charge - Manual Svc Order vs. Electronic-Add'l | Incremental Charge - Manual Svc Order vs. Electronic-Disc 1st | Incremental Charge - Manual Svc Order vs. Electronic-Disc Add'l | | | |
|--|--|---------|------|--------------|-------|-----------|----------------------------------|--------------------------------------|--|--|---|---|-------|-------|-------|
| | | | | | | | | | | | | | | | |
| | | | | | | Rec | Nonrecurring | | Nonrecurring Disconnect | | OSS Rates(\$) | | | | |
| | | | | | | | First | Add'l | First | Add'l | SOMEc | SOMAN | SOMAN | SOMAN | SOMAN |
| | Commingle 4-wire Local Loop Zone 1 | | 1 | XDV6X | UEAL4 | 25.34 | 131.97 | 94.51 | 59.14 | 14.50 | | | | | |
| | Commingle 4-wire Local Loop Zone 2 | | 2 | XDV6X | UEAL4 | 38.58 | 131.97 | 94.51 | 59.14 | 14.50 | | | | | |
| | Commingle 4-wire Local Loop Zone 3 | | 3 | XDV6X | UEAL4 | 60.02 | 131.97 | 94.51 | 59.14 | 14.50 | | | | | |
| | Commingle 56kbps Local Loop Zone 1 | | 1 | XDD4X | UDL56 | 26.09 | 126.27 | 88.80 | 59.14 | 14.50 | | | | | |
| | Commingle 56kbps Local Loop Zone 2 | | 2 | XDD4X | UDL56 | 35.95 | 126.27 | 88.80 | 59.14 | 14.50 | | | | | |
| | Commingle 56kbps Local Loop Zone 3 | | 3 | XDD4X | UDL56 | 37.88 | 126.27 | 88.80 | 59.14 | 14.50 | | | | | |
| | Commingle 64kbps Local Loop Zone 1 | | 1 | XDD4X | UDL64 | 26.09 | 126.27 | 88.80 | 59.14 | 14.50 | | | | | |
| | Commingle 64kbps Local Loop Zone 2 | | 2 | XDD4X | UDL64 | 35.95 | 126.27 | 88.80 | 59.14 | 14.50 | | | | | |
| | Commingle 64kbps Local Loop Zone 3 | | 3 | XDD4X | UDL64 | 37.88 | 126.27 | 88.80 | 59.14 | 14.50 | | | | | |
| | Commingle ISDN Local Loop Zone 1 | | 1 | XDD4X | U1L2X | 21.88 | 117.24 | 79.77 | 52.88 | 10.54 | | | | | |
| | Commingle ISDN Local Loop Zone 2 | | 2 | XDD4X | U1L2X | 32.85 | 117.24 | 79.77 | 52.88 | 10.54 | | | | | |
| | Commingle ISDN Local Loop Zone 3 | | 3 | XDD4X | U1L2X | 48.55 | 117.24 | 79.77 | 52.88 | 10.54 | | | | | |
| | Commingle DS1 COCI | | | XDH1X | UC1D1 | 12.70 | 6.58 | 4.72 | | | | | | | |
| | Commingle DS1 Interoffice Channel | | | XDH1X | U1TF1 | 60.16 | 89.27 | 81.81 | 16.35 | 14.44 | | | | | |
| | Commingle DS1 Interoffice Channel Mileage | | | XDH1X | 1L5XX | 0.18 | | | | | | | | | |
| | Commingle DS1/DS0 Channel System | | | XDH1X | MQ1 | 101.06 | 91.04 | 62.57 | 10.54 | 9.79 | | | | | |
| | Commingle DS1 Local Loop Zone 1 | | 1 | XDH1X | USLXX | 82.55 | 252.47 | 157.54 | 44.70 | 11.71 | | | | | |
| | Commingle DS1 Local Loop Zone 2 | | 2 | XDH1X | USLXX | 154.18 | 252.47 | 157.54 | 44.70 | 11.71 | | | | | |
| | Commingle DS1 Local Loop Zone 3 | | 3 | XDH1X | USLXX | 314.52 | 252.47 | 157.54 | 44.70 | 11.71 | | | | | |
| | Commingle DS3 Local Loop | | | HFQC6 | UE3PX | 308.08 | 451.52 | 263.94 | 119.49 | 83.58 | | | | | |
| | Commingle DS3/STS-1 Local Loop Mileage | | | HFQC6, HFRST | 1L5ND | 8.38 | | | | | | | | | |
| | Commingle STS-1 Local Loop | | | HFRST | UDLS1 | 319.83 | 451.52 | 263.94 | 119.49 | 83.58 | | | | | |
| | Commingle DS3/DS1 Channel System | | | HFQC6 | MQ3 | 166.13 | 178.14 | 93.97 | 33.26 | 31.83 | | | | | |
| | Commingle DS3 Interoffice Channel | | | HFQC6 | U1TF3 | 703.52 | 278.75 | 162.76 | 60.20 | 58.46 | | | | | |
| | Commingle DS3 Interoffice Channel Mileage | | | HFQC6 | 1L5XX | 4.09 | | | | | | | | | |
| | Commingle STS-1 Interoffice Channel | | | HFRST | U1TFS | 701.37 | 278.75 | 162.76 | 60.20 | 58.46 | | | | | |
| | Commingle STS-1 Interoffice Channel Mileage | | | HFRST | 1L5XX | 4.09 | | | | | | | | | |
| | Commingle Dark Fiber - Interoffice Transport, Per Four Fiber Strands, Per Route Mile Or Fraction Thereof | | | HEQDL | 1L5DF | 22.34 | | | | | | | | | |
| | Commingle Dark Fiber - Interoffice Transport, Per Four Fiber Strands, Per Route Mile Or Fraction Thereof | | | HEQDL | UDF14 | | 639.09 | 137.87 | 317.06 | 197.66 | | | | | |
| | UNE to Commingle Conversion Tracking | | | XDH1X, HFQC6 | CMGUN | 0.00 | 0.00 | 0.00 | 0.00 | 0.00 | | | | | |
| | SPA to Commingle Conversion Tracking | | | XDH1X, HFQC6 | CMGSP | 0.00 | 0.00 | 0.00 | 0.00 | 0.00 | | | | | |
| LNP Query Service | | | | | | | | | | | | | | | |
| | LNP Charge Per query | | | | | 0.000757 | | | | | | | | | |
| | LNP Service Establishment Manual | | | | | | 12.52 | | 11.51 | | | | | | |
| | LNP Service Provisioning with Point Code Establishment | | | | | | 593.49 | 303.20 | 268.93 | 197.74 | | | | | |
| 911 PBX LOCATE | | | | | | | | | | | | | | | |
| 911 PBX LOCATE DATABASE CAPABILITY | | | | | | | | | | | | | | | |
| | Service Establishment per CLEC per End User Account | | | 9PBDC | 9PBEU | | 1,813.00 | | | | | | | | |
| | Changes to TN Range or Customer Profile | | | 9PBDC | 9PBTN | | 181.44 | | | | | | | | |
| | Per Telephone Number (Monthly) | | | 9PBDC | 9PBMM | 0.07 | | | | | | | | | |
| | Change Company (Service Provider) ID | | | 9PBDC | 9PBPC | | 532.60 | | | | | | | | |
| | PBX Locate Service Support per CLEC (Monthl) | | | 9PBDC | 9PBMR | 181.33 | | | | | | | | | |
| | Service Order Charge | | | 9PBDC | 9PBSC | | 15.66 | | | | | | | | |
| 911 PBX LOCATE TRANSPORT COMPONENT | | | | | | | | | | | | | | | |
| See Att 3 | | | | | | | | | | | | | | | |
| Note: Rates displaying an "I" in Interim column are interim as a result of a Commission order. | | | | | | | | | | | | | | | |

| UNBUNDLED NETWORK ELEMENTS - Florida | | | | | | | | | | | Att: 2 Exh: A | | | | | |
|--|---|---------|------|---|-------|-----------|--------------|-------|-------------------------|----------------------------------|--------------------------------------|--|--|---|---|-------|
| CATEGORY | RATE ELEMENTS | Interim | Zone | BCS | USOC | RATES(\$) | | | | Svc Order Submitted Elec per LSR | Svc Order Submitted Manually per LSR | Incremental Charge - Manual Svc Order vs. Electronic-1st | Incremental Charge - Manual Svc Order vs. Electronic-Add'l | Incremental Charge - Manual Svc Order vs. Electronic-Disc 1st | Incremental Charge - Manual Svc Order vs. Electronic-Disc Add'l | |
| | | | | | | Rec | Nonrecurring | | Nonrecurring Disconnect | | OSS Rates(\$) | | | | | |
| | | | | | | | First | Add'l | First | Add'l | SOMEC | SOMAN | SOMAN | SOMAN | SOMAN | SOMAN |
| The "Zone" shown in the sections for stand-alone loops or loops as part of a combination refers to Geographically Deaveraged UNE Zones. To view Geographically Deaveraged UNE Zone Designations by Central Office, refer to internet Website: http://wholesale.att.com/ | | | | | | | | | | | | | | | | |
| OPERATIONS SUPPORT SYSTEMS (OSS) - "REGIONAL RATES" | | | | | | | | | | | | | | | | |
| NOTE: (1) CLEC should contact its contract negotiator if it prefers the "state specific" OSS charges as ordered by the State Commissions. The OSS charges currently contained in this rate exhibit are the AT&T "regional" service ordering charges. CLEC may elect either the state specific Commission ordered rates for the service ordering charges, or CLEC may elect the regional service ordering charge, however, CLEC can not obtain a mixture of the two regardless if CLEC has a interconnection contract established in each of the 9 states. | | | | | | | | | | | | | | | | |
| NOTE: (2) Any element that can be ordered electronically will be billed according to the SOMEC rate listed in this category. Please refer to AT&T's Local Ordering Handbook (LOH) to determine if a product can be ordered electronically. For those elements that cannot be ordered electronically at present per the LOH, the listed SOMEC rate in this category reflects the charge that would be billed to a CLEC once electronic ordering capabilities come on-line for that element. Otherwise, the manual ordering charge, SOMAN, will be applied to a CLECs bill when it submits an LSR to AT&T. | | | | | | | | | | | | | | | | |
| | OSS - Electronic Service Order Charge, Per Local Service Request (LSR) - UNE Only | | | | SOMEC | | 3.50 | 0.00 | 3.50 | 0.00 | | | | | | |
| | OSS - Manual Service Order Charge, Per Local Service Request (LSR) - UNE Only | | | | SOMAN | | 11.90 | 0.00 | 1.83 | 0.00 | | | | | | |
| UNE SERVICE DATE ADVANCEMENT CHARGE | | | | | | | | | | | | | | | | |
| NOTE: The Expedite charge will be maintained commensurate with BellSouth's FCC No.1 Tariff, Section 5 as applicable. | | | | | | | | | | | | | | | | |
| | UNE Expedite Charge per Circuit or Line Assignable USOC, per Day | | | UAL, UEANL, UCL, UEF, UDF, UEQ, UDL, UENTW, UDN, UEA, UHL, ULC, USL, U1T12, U1T48, U1TD1, U1TD3, U1TDX, U1TO3, U1TS1, U1TVX, UC1BC, UC1BL, UC1CC, UC1CL, UC1DC, UC1DL, UC1EC, UC1EL, UC1FC, UC1FL, UC1GC, UC1GL, UC1HC, UC1HL, UDL12, UDL48, UDLO3, UDLSX, UE3, ULD12, ULD48, ULDD1, ULDD3, ULDDX, ULDO3, ULDS1, ULDVX, UNC1X, UNC3X, UNCDX, UNCNX, UNCSX, UNCVX, UNLD1, UNLD3, UXTD1, UXTD3, UXTS1, U1TUC, U1TUD, U1TUB, U1TUA,NTCVG, NTCUD, NTCD1 | SDASP | | 200.00 | | | | | | | | | |
| ORDER MODIFICATION CHARGE | | | | | | | | | | | | | | | | |
| | Order Modification Charge (OMC) | | | | | | 26.21 | 0.00 | 0.00 | 0.00 | | | | | | |
| | Order Modification Additional Dispatch Charge (OMCAD) | | | | | | 150.00 | 0.00 | 0.00 | 0.00 | | | | | | |
| UNBUNDLED EXCHANGE ACCESS LOOP | | | | | | | | | | | | | | | | |
| 2-WIRE ANALOG VOICE GRADE LOOP | | | | | | | | | | | | | | | | |
| | 2-Wire Analog Voice Grade Loop - Service Level 1- Zone 1 | | 1 | UEANL | UEAL2 | | 10.69 | 49.57 | 22.83 | 25.62 | 6.57 | | | | | |
| | 2-Wire Analog Voice Grade Loop - Service Level 1- Zone 2 | | 2 | UEANL | UEAL2 | | 15.20 | 49.57 | 22.83 | 25.62 | 6.57 | | | | | |
| | 2-Wire Analog Voice Grade Loop - Service Level 1- Zone 3 | | 3 | UEANL | UEAL2 | | 26.97 | 49.57 | 22.83 | 25.62 | 6.57 | | | | | |
| | 2-Wire Analog Voice Grade Loop - Service Level 1- Zone 1 | | 1 | UEANL | UEASL | | 10.69 | 49.57 | 22.83 | 25.62 | 6.57 | | | | | |
| | 2-Wire Analog Voice Grade Loop - Service Level 1- Zone 2 | | 2 | UEANL | UEASL | | 15.20 | 49.57 | 22.83 | 25.62 | 6.57 | | | | | |
| | 2-Wire Analog Voice Grade Loop - Service Level 1- Zone 3 | | 3 | UEANL | UEASL | | 26.97 | 49.57 | 22.83 | 25.62 | 6.57 | | | | | |
| | Tag Loop at End User Premise | | | UEANL | URETL | | | 8.93 | 0.88 | | | | | | | |
| | Loop Testing - Basic 1st Half Hour | | | UEANL | URET1 | | | 77.09 | 0.00 | | | | | | | |
| | Loop Testing - Basic Additional Half Hour | | | UEANL | URETA | | | 33.12 | 33.12 | | | | | | | |
| | Manual Order Coordination for UVL-SL1s (per loop) | | | UEANL | UEAMC | | | 9.00 | 9.00 | | | | | | | |
| | Order Coordination for Specified Conversion Time for UVL-SL1 (per LSR) | | | UEANL | OCOSL | | | 23.02 | | | | | | | | |

| UNBUNDLED NETWORK ELEMENTS - Florida | | | | | | | | | | | | Att: 2 Exh: A | | | | |
|--|---|---------|------|-------|-------|-----------|--------------|--------|-------------------------|----------------------------------|--------------------------------------|--|--|---|---|-------|
| CATEGORY | RATE ELEMENTS | Interim | Zone | BCS | USOC | RATES(\$) | | | | Svc Order Submitted Elec per LSR | Svc Order Submitted Manually per LSR | Incremental Charge - Manual Svc Order vs. Electronic-1st | Incremental Charge - Manual Svc Order vs. Electronic-Add'l | Incremental Charge - Manual Svc Order vs. Electronic-Disc 1st | Incremental Charge - Manual Svc Order vs. Electronic-Disc Add'l | |
| | | | | | | Rec | Nonrecurring | | Nonrecurring Disconnect | | OSS Rates(\$) | | | | | |
| | | | | | | | First | Add'l | First | Add'l | SOMEC | SOMAN | SOMAN | SOMAN | SOMAN | SOMAN |
| | Unbundled Non-Design Voice Loop, billing for AT&T providing make-up (Engineering Information - E.I.) | | | UEANL | UEANM | | 13.49 | | | | | | | | | |
| | Unbundled Loop Service Rearrangement, change in loop facility, per circuit | | | UEANL | UREWO | | 15.78 | 8.94 | 25.62 | 6.57 | | | | | | |
| | Bulk Migration, per 2 Wire Voice Loop-SL1 | | | UEANL | UREPN | | 49.57 | 22.83 | 25.62 | 6.57 | | | | | | |
| | Bulk Migration Order Coordination, per 2 Wire Voice Loop-SL1 | | | UEANL | UREPM | | 9.00 | 9.00 | | | | | | | | |
| 2-WIRE Unbundled COPPER LOOP | | | | | | | | | | | | | | | | |
| | 2-Wire Unbundled Copper Loop - Non-Designed Zone 1 | | 1 | UEQ | UEQ2X | 7.69 | 44.98 | 20.90 | 24.88 | 6.45 | | | | | | |
| | 2 Wire Unbundled Copper Loop - Non-Designed - Zone 2 | | 2 | UEQ | UEQ2X | 10.92 | 44.98 | 20.90 | 24.88 | 6.45 | | | | | | |
| | 2 Wire Unbundled Copper Loop - Non-Designed - Zone 3 | | 3 | UEQ | UEQ2X | 19.38 | 44.98 | 20.90 | 24.88 | 6.45 | | | | | | |
| | Tag Loop at End User Premise | | | UEQ | URETL | | 8.93 | 0.88 | | | | | | | | |
| | Loop Testing - Basic 1st Half Hour | | | UEQ | URET1 | | 48.65 | 0.00 | | | | | | | | |
| | Loop Testing - Basic Additional Half Hour | | | UEQ | URETA | | 23.95 | 23.95 | | | | | | | | |
| | Manual Order Coordination 2 Wire Unbundled Copper Loop - Non-Designed (per loop) | | | UEQ | USBMC | | 9.00 | 9.00 | | | | | | | | |
| | Unbundled Copper Loop - Non-Design, billing for AT&T providing make-up (Engineering Information - E.I.) | | | UEQ | UEQMU | | 13.49 | | | | | | | | | |
| | Unbundled Loop Service Rearrangement, change in loop facility, per circuit | | | UEQ | UREWO | | 14.27 | 7.43 | 24.88 | 6.45 | | | | | | |
| | Bulk Migration, per 2 Wire UCL-ND | | | UEQ | UREPN | | 44.98 | 20.90 | 24.88 | 6.45 | | | | | | |
| | Bulk Migration Order Coordination, per 2 Wire UCL-ND | | | UEQ | UREPM | | 9.00 | 9.00 | | | | | | | | |
| UNBUNDLED EXCHANGE ACCESS LOOP | | | | | | | | | | | | | | | | |
| 2-WIRE ANALOG VOICE GRADE LOOP | | | | | | | | | | | | | | | | |
| | 2-Wire Analog Voice Grade Loop - Service Level 2 w/Loop or Ground Start Signaling - Zone 1 | | 1 | UEA | UEAL2 | 12.24 | 135.75 | 82.47 | 63.53 | 12.01 | | | | | | |
| | 2-Wire Analog Voice Grade Loop - Service Level 2 w/Loop or Ground Start Signaling - Zone 2 | | 2 | UEA | UEAL2 | 17.40 | 135.75 | 82.47 | 63.53 | 12.01 | | | | | | |
| | 2-Wire Analog Voice Grade Loop - Service Level 2 w/Loop or Ground Start Signaling - Zone 3 | | 3 | UEA | UEAL2 | 30.87 | 135.75 | 82.47 | 63.53 | 12.01 | | | | | | |
| | 2-Wire Analog Voice Grade Loop - Service Level 2 w/Reverse Battery Signaling - Zone 1 | | 1 | UEA | UEAR2 | 12.24 | 135.75 | 82.47 | 63.53 | 12.01 | | | | | | |
| | 2-Wire Analog Voice Grade Loop - Service Level 2 w/Reverse Battery Signaling - Zone 2 | | 2 | UEA | UEAR2 | 17.40 | 135.75 | 82.47 | 63.53 | 12.01 | | | | | | |
| | 2-Wire Analog Voice Grade Loop - Service Level 2 w/Reverse Battery Signaling - Zone 3 | | 3 | UEA | UEAR2 | 30.87 | 135.75 | 82.47 | 63.53 | 12.01 | | | | | | |
| | Switch-As-Is Conversion rate per UNE Loop, Single LSR, (per DS0) | | | UEA | URES | | 8.98 | 8.98 | | | | | | | | |
| | Switch-As-Is Conversion rate per UNE Loop, Spreadsheet, (per DS0) | | | UEA | URES | | 8.98 | 8.98 | | | | | | | | |
| | Unbundled Loop Service Rearrangement, change in loop facility, per circuit | | | UEA | UREWO | | 87.71 | 36.35 | | | | | | | | |
| | Loop Tagging - Service Level 2 (SL2) | | | UEA | URETL | | 11.21 | 1.10 | | | | | | | | |
| | Bulk Migration, per 2 Wire Voice Loop-SL2 | | | UEA | UREPN | | 135.75 | 82.47 | | | | | | | | |
| | Bulk Migration Order Coordination, per 2 Wire Voice Loop-SL2 | | | UEA | UREPM | | 0.00 | 0.00 | | | | | | | | |
| 4-WIRE ANALOG VOICE GRADE LOOP | | | | | | | | | | | | | | | | |
| | 4-Wire Analog Voice Grade Loop - Zone 1 | | 1 | UEA | UEAL4 | 18.89 | 167.86 | 115.15 | 67.08 | 15.56 | | | | | | |
| | 4-Wire Analog Voice Grade Loop - Zone 2 | | 2 | UEA | UEAL4 | 26.84 | 167.86 | 115.15 | 67.08 | 15.56 | | | | | | |
| | 4-Wire Analog Voice Grade Loop - Zone 3 | | 3 | UEA | UEAL4 | 47.62 | 167.86 | 115.15 | 67.08 | 15.56 | | | | | | |
| | Switch-As-Is Conversion rate per UNE Loop, Single LSR, (per DS0) | | | UEA | URES | | 8.98 | 8.98 | | | | | | | | |
| | Switch-As-Is Conversion rate per UNE Loop, Spreadsheet, (per DS0) | | | UEA | URES | | 8.98 | 8.98 | | | | | | | | |
| | Unbundled Loop Service Rearrangement, change in loop facility, per circuit | | | UEA | UREWO | | 87.71 | 36.35 | | | | | | | | |
| 2-WIRE ISDN DIGITAL GRADE LOOP | | | | | | | | | | | | | | | | |
| | 2-Wire ISDN Digital Grade Loop - Zone 1 | | 1 | UDN | U1L2X | 19.28 | 147.69 | 94.41 | 62.23 | 10.71 | | | | | | |
| | 2-Wire ISDN Digital Grade Loop - Zone 2 | | 2 | UDN | U1L2X | 27.40 | 147.69 | 94.41 | 62.23 | 10.71 | | | | | | |
| | 2-Wire ISDN Digital Grade Loop - Zone 3 | | 3 | UDN | U1L2X | 48.62 | 147.69 | 94.41 | 62.23 | 10.71 | | | | | | |
| | Unbundled Loop Service Rearrangement, change in loop facility, per circuit | | | UDN | UREWO | | 91.61 | 44.15 | | | | | | | | |
| 2-WIRE ASYMMETRICAL DIGITAL SUBSCRIBER LINE (ADSL) COMPATIBLE LOOP | | | | | | | | | | | | | | | | |
| | 2 Wire Unbundled ADSL Loop including manual service inquiry & facility reservation - Zone 1 | | 1 | UAL | UAL2X | 8.30 | 149.53 | 103.85 | 75.05 | 15.63 | | | | | | |

| UNBUNDLED NETWORK ELEMENTS - Florida | | | | | | | | | | | Att: 2 Exh: A | | | | |
|--|---|---------|------|-----|-------|-----------|--------------|--------|-------------------------|----------------------------------|--------------------------------------|--|--|---|---|
| CATEGORY | RATE ELEMENTS | Interim | Zone | BCS | USOC | RATES(\$) | | | | Svc Order Submitted Elec per LSR | Svc Order Submitted Manually per LSR | Incremental Charge - Manual Svc Order vs. Electronic-1st | Incremental Charge - Manual Svc Order vs. Electronic-Add'l | Incremental Charge - Manual Svc Order vs. Electronic-Disc 1st | Incremental Charge - Manual Svc Order vs. Electronic-Disc Add'l |
| | | | | | | Rec | Nonrecurring | | Nonrecurring Disconnect | | OSS Rates(\$) | | | | |
| | | | | | | | First | Add'l | First | Add'l | SOMEC | SOMAN | SOMAN | SOMAN | SOMAN |
| | 2 Wire Unbundled ADSL Loop including manual service inquiry & facility reservation - Zone 2 | | 2 | UAL | UAL2X | 11.80 | 149.53 | 103.85 | 75.05 | 15.63 | | | | | |
| | 2 Wire Unbundled ADSL Loop including manual service inquiry & facility reservation - Zone 3 | | 3 | UAL | UAL2X | 20.94 | 149.53 | 103.85 | 75.05 | 15.63 | | | | | |
| | 2 Wire Unbundled ADSL Loop without manual service inquiry & facility reservation - Zone 1 | | 1 | UAL | UAL2W | 8.30 | 124.83 | 71.12 | 60.64 | 9.12 | | | | | |
| | 2 Wire Unbundled ADSL Loop without manual service inquiry & facility reservation - Zone 2 | | 2 | UAL | UAL2W | 11.80 | 124.83 | 71.12 | 60.64 | 9.12 | | | | | |
| | 2 Wire Unbundled ADSL Loop without manual service inquiry & facility reservation - Zone 3 | | 3 | UAL | UAL2W | 20.94 | 124.83 | 71.12 | 60.64 | 9.12 | | | | | |
| | Unbundled Loop Service Rearrangement, change in loop facility, per circuit | | | UAL | UREWO | | 86.19 | 40.39 | | | | | | | |
| 2-WIRE HIGH BIT RATE DIGITAL SUBSCRIBER LINE (HDSL) COMPATIBLE LOOP | | | | | | | | | | | | | | | |
| | 2 Wire Unbundled HDSL Loop including manual service inquiry & facility reservation - Zone 1 | | 1 | UHL | UHL2X | 7.22 | 159.09 | 113.41 | 75.05 | 15.63 | | | | | |
| | 2 Wire Unbundled HDSL Loop including manual service inquiry & facility reservation - Zone 2 | | 2 | UHL | UHL2X | 10.26 | 159.09 | 113.41 | 75.05 | 15.63 | | | | | |
| | 2 Wire Unbundled HDSL Loop including manual service inquiry & facility reservation - Zone 3 | | 3 | UHL | UHL2X | 18.21 | 159.09 | 113.41 | 75.05 | 15.63 | | | | | |
| | 2 Wire Unbundled HDSL Loop without manual service inquiry and facility reservation - Zone 1 | | 1 | UHL | UHL2W | 7.22 | 134.40 | 80.69 | 60.64 | 9.12 | | | | | |
| | 2 Wire Unbundled HDSL Loop without manual service inquiry and facility reservation - Zone 2 | | 2 | UHL | UHL2W | 10.26 | 134.40 | 80.69 | 60.64 | 9.12 | | | | | |
| | 2 Wire Unbundled HDSL Loop without manual service inquiry and facility reservation - Zone 3 | | 3 | UHL | UHL2W | 18.21 | 134.40 | 80.69 | 60.64 | 9.12 | | | | | |
| | Unbundled Loop Service Rearrangement, change in loop facility, per circuit | | | UHL | UREWO | | 86.12 | 40.39 | | | | | | | |
| 4-WIRE HIGH BIT RATE DIGITAL SUBSCRIBER LINE (HDSL) COMPATIBLE LOOP | | | | | | | | | | | | | | | |
| | 4 Wire Unbundled HDSL Loop including manual service inquiry and facility reservation - Zone 1 | | 1 | UHL | UHL4X | 10.86 | 193.31 | 138.98 | 77.15 | 12.61 | | | | | |
| | 4-Wire Unbundled HDSL Loop including manual service inquiry and facility reservation - Zone 2 | | 2 | UHL | UHL4X | 15.44 | 193.31 | 138.98 | 77.15 | 12.61 | | | | | |
| | 4-Wire Unbundled HDSL Loop including manual service inquiry and facility reservation - Zone 3 | | 3 | UHL | UHL4X | 27.39 | 193.31 | 138.98 | 77.15 | 12.61 | | | | | |
| | 4-Wire Unbundled HDSL Loop without manual service inquiry and facility reservation - Zone 1 | | 1 | UHL | UHL4W | 10.86 | 168.62 | 115.47 | 62.74 | 11.22 | | | | | |
| | 4-Wire Unbundled HDSL Loop without manual service inquiry and facility reservation - Zone 2 | | 2 | UHL | UHL4W | 15.44 | 168.62 | 115.47 | 62.74 | 11.22 | | | | | |
| | 4-Wire Unbundled HDSL Loop without manual service inquiry and facility reservation - Zone 3 | | 3 | UHL | UHL4W | 27.39 | 168.62 | 115.47 | 62.74 | 11.22 | | | | | |
| | Unbundled Loop Service Rearrangement, change in loop facility, per circuit | | | UHL | UREWO | | 86.12 | 40.39 | | | | | | | |
| 4-WIRE DS1 DIGITAL LOOP | | | | | | | | | | | | | | | |
| | 4-Wire DS1 Digital Loop - Zone 1 | | 1 | USL | USLXX | 70.74 | 313.75 | 181.48 | 61.22 | 13.53 | | | | | |
| | 4-Wire DS1 Digital Loop - Zone 2 | | 2 | USL | USLXX | 100.54 | 313.75 | 181.48 | 61.22 | 13.53 | | | | | |
| | 4-Wire DS1 Digital Loop - Zone 3 | | 3 | USL | USLXX | 178.39 | 313.75 | 181.48 | 61.22 | 13.53 | | | | | |
| | Switch-As-Is Conversion rate per UNE Loop, Single LSR, (per DS1) | | | USL | URES | | 8.98 | 8.98 | | | | | | | |
| | Switch-As-Is Conversion rate per UNE Loop, Spreadsheet, (per DS1) | | | USL | URES | | 8.98 | 8.98 | | | | | | | |
| | Unbundled Loop Service Rearrangement, change in loop facility, per circuit | | | USL | UREWO | | 101.07 | 43.04 | | | | | | | |
| 4-WIRE 19.2, 56 OR 64 KBPS DIGITAL GRADE LOOP | | | | | | | | | | | | | | | |
| | 4 Wire Unbundled Digital Loop 2.4 Kbps - Zone 1 | | 1 | UDL | UDL2X | 22.20 | 161.56 | 108.85 | 67.08 | 15.56 | | | | | |
| | 4 Wire Unbundled Digital Loop 2.4 Kbps - Zone 2 | | 2 | UDL | UDL2X | 31.56 | 161.56 | 108.85 | 67.08 | 15.56 | | | | | |
| | 4 Wire Unbundled Digital Loop 2.4 Kbps - Zone 3 | | 3 | UDL | UDL2X | 55.99 | 161.56 | 108.85 | 67.08 | 15.56 | | | | | |
| | 4 Wire Unbundled Digital Loop 4.8 Kbps - Zone 1 | | 1 | UDL | UDL4X | 22.20 | 161.56 | 108.85 | 67.08 | 15.56 | | | | | |
| | 4 Wire Unbundled Digital Loop 4.8 Kbps - Zone 2 | | 2 | UDL | UDL4X | 31.56 | 161.56 | 108.85 | 67.08 | 15.56 | | | | | |
| | 4 Wire Unbundled Digital Loop 4.8 Kbps - Zone 3 | | 3 | UDL | UDL4X | 55.99 | 161.56 | 108.85 | 67.08 | 15.56 | | | | | |
| | 4 Wire Unbundled Digital Loop 9.6 Kbps - Zone 1 | | 1 | UDL | UDL9X | 22.20 | 161.56 | 108.85 | 67.08 | 15.56 | | | | | |
| | 4 Wire Unbundled Digital Loop 9.6 Kbps - Zone 2 | | 2 | UDL | UDL9X | 31.56 | 161.56 | 108.85 | 67.08 | 15.56 | | | | | |
| | 4 Wire Unbundled Digital Loop 9.6 Kbps - Zone 3 | | 3 | UDL | UDL9X | 55.99 | 161.56 | 108.85 | 67.08 | 15.56 | | | | | |
| | 4 Wire Unbundled Digital 19.2 Kbps - Zone 1 | | 1 | UDL | UDL19 | 22.20 | 161.56 | 108.85 | 67.08 | 15.56 | | | | | |
| | 4 Wire Unbundled Digital 19.2 Kbps - Zone 2 | | 2 | UDL | UDL19 | 31.56 | 161.56 | 108.85 | 67.08 | 15.56 | | | | | |

| UNBUNDLED NETWORK ELEMENTS - Florida | | | | | | | | | | | Att: 2 Exh: A | | | | | |
|--|--|---------|------|-----------------------------|-------|-----------|--------------|--------|-------------------------|-------|----------------------------------|--------------------------------------|--|--|---|---|
| CATEGORY | RATE ELEMENTS | Interim | Zone | BCS | USOC | RATES(\$) | | | | | Svc Order Submitted Elec per LSR | Svc Order Submitted Manually per LSR | Incremental Charge - Manual Svc Order vs. Electronic-1st | Incremental Charge - Manual Svc Order vs. Electronic-Add'l | Incremental Charge - Manual Svc Order vs. Electronic-Disc 1st | Incremental Charge - Manual Svc Order vs. Electronic-Disc Add'l |
| | | | | | | Rec | Nonrecurring | | Nonrecurring Disconnect | | OSS Rates(\$) | | | | | |
| | | | | | | | First | Add'l | First | Add'l | SOMEC | SOMAN | SOMAN | SOMAN | SOMAN | SOMAN |
| | 4 Wire Unbundled Digital 19.2 Kbps - Zone 3 | | 3 | UDL | UDL19 | 55.99 | 161.56 | 108.85 | 67.08 | 15.56 | | | | | | |
| | 4 Wire Unbundled Digital Loop 56 Kbps - Zone 1 | | 1 | UDL | UDL56 | 22.20 | 161.56 | 108.85 | 67.08 | 15.56 | | | | | | |
| | 4 Wire Unbundled Digital Loop 56 Kbps - Zone 2 | | 2 | UDL | UDL56 | 31.56 | 161.56 | 108.85 | 67.08 | 15.56 | | | | | | |
| | 4 Wire Unbundled Digital Loop 56 Kbps - Zone 3 | | 3 | UDL | UDL56 | 55.99 | 161.56 | 108.85 | 67.08 | 15.56 | | | | | | |
| | 4 Wire Unbundled Digital Loop 64 Kbps - Zone 1 | | 1 | UDL | UDL64 | 22.20 | 161.56 | 108.85 | 67.08 | 15.56 | | | | | | |
| | 4 Wire Unbundled Digital Loop 64 Kbps - Zone 2 | | 2 | UDL | UDL64 | 31.56 | 161.56 | 108.85 | 67.08 | 15.56 | | | | | | |
| | 4 Wire Unbundled Digital Loop 64 Kbps - Zone 3 | | 3 | UDL | UDL64 | 55.99 | 161.56 | 108.85 | 67.08 | 15.56 | | | | | | |
| | Switch-As-Is Conversion rate per UNE Loop, Single LSR, (per DS0) | | | UDL | URES | | 8.98 | 8.98 | | | | | | | | |
| | Switch-As-Is Conversion rate per UNE Loop, Spreadsheet, (per DS0) | | | UDL | URES | | 8.98 | 8.98 | | | | | | | | |
| | Unbundled Loop Service Rearrangement, change in loop facility, per circuit | | | UDL | UREWO | | 102.11 | 49.74 | | | | | | | | |
| 2-WIRE Unbundled COPPER LOOP | | | | | | | | | | | | | | | | |
| | 2-Wire Unbundled Copper Loop-Designed including manual service inquiry & facility reservation - Zone 1 | | 1 | UCL | UCLPB | 8.30 | 148.50 | 102.82 | 75.05 | 15.63 | | | | | | |
| | 2-Wire Unbundled Copper Loop-Designed including manual service inquiry & facility reservation - Zone 2 | | 2 | UCL | UCLPB | 11.80 | 148.50 | 102.82 | 75.05 | 15.63 | | | | | | |
| | 2 Wire Unbundled Copper Loop-Designed including manual service inquiry & facility reservation - Zone 3 | | 3 | UCL | UCLPB | 20.94 | 148.50 | 102.82 | 75.05 | 15.63 | | | | | | |
| | 2-Wire Unbundled Copper Loop-Designed without manual service inquiry and facility reservation - Zone 1 | | 1 | UCL | UCLPW | 8.30 | 123.81 | 70.09 | 60.64 | 9.12 | | | | | | |
| | 2-Wire Unbundled Copper Loop-Designed without manual service inquiry and facility reservation - Zone 2 | | 2 | UCL | UCLPW | 11.80 | 123.81 | 70.09 | 60.64 | 9.12 | | | | | | |
| | 2-Wire Unbundled Copper Loop-Designed without manual service inquiry and facility reservation - Zone 3 | | 3 | UCL | UCLPW | 20.94 | 123.81 | 70.09 | 60.64 | 9.12 | | | | | | |
| | CLEC to CLEC Conversion Charge without outside dispatch (UCL-Des) | | | UCL | UREWO | | 97.21 | 42.47 | | | | | | | | |
| | Unbundled Loop Service Rearrangement, change in loop facility, per circuit | | | UCL | UCLMC | | 9.00 | 9.00 | | | | | | | | |
| 4-WIRE COPPER LOOP | | | | | | | | | | | | | | | | |
| | 4-Wire Copper Loop-Designed including manual service inquiry and facility reservation - Zone 1 | | 1 | UCL | UCL4S | 11.83 | 177.87 | 132.76 | 77.15 | 17.73 | | | | | | |
| | 4-Wire Copper Loop-Designed including manual service inquiry and facility reservation - Zone 2 | | 2 | UCL | UCL4S | 16.81 | 177.87 | 132.76 | 77.15 | 17.73 | | | | | | |
| | 4-Wire Copper Loop-Designed including manual service inquiry and facility reservation - Zone 3 | | 3 | UCL | UCL4S | 29.82 | 177.87 | 132.76 | 77.15 | 17.73 | | | | | | |
| | 4-Wire Copper Loop-Designed without manual service inquiry and facility reservation - Zone 1 | | 1 | UCL | UCL4W | 11.83 | 153.18 | 100.03 | 62.74 | 11.22 | | | | | | |
| | 4-Wire Copper Loop-Designed without manual service inquiry and facility reservation - Zone 2 | | 2 | UCL | UCL4W | 16.81 | 153.18 | 100.03 | 62.74 | 11.22 | | | | | | |
| | 4-Wire Copper Loop-Designed without manual service inquiry and facility reservation - Zone 3 | | 3 | UCL | UCL4W | 29.82 | 153.18 | 100.03 | 62.74 | 11.22 | | | | | | |
| | Order Coordination for Unbundled Copper Loops (per loop) | | | UCL | UCLMC | | 9.00 | 9.00 | | | | | | | | |
| | Unbundled Loop Service Rearrangement, change in loop facility, per circuit | | | UCL | UREWO | | 97.21 | 42.47 | | | | | | | | |
| | Order Coordination for Specified Conversion Time (per LSR) | | | UEA, UDN, UAL, UHL, UDL,USL | OCOSL | | 23.02 | | | | | | | | | |
| Rearrangements | | | | | | | | | | | | | | | | |
| | EEL to UNE-L Retermination, per 2 Wire Unbundled Voice Loop-SL2 | | | UEA | UREEL | | 87.71 | 36.35 | | | | | | | | |
| | EEL to UNE-L Retermination, per 4 Wire Unbundled Voice Loop | | | UEA | UREEL | | 87.71 | 36.35 | | | | | | | | |
| | EEL to UNE-L Retermination, per 2 Wire ISDN Loop | | | UDN | UREEL | | 91.61 | 44.15 | | | | | | | | |
| | EEL to UNE-L Retermination, per 4 Wire Unbundled Digital Loop | | | UDL | UREEL | | 102.11 | 49.74 | | | | | | | | |
| | EEL to UNE-L Retermination, per 4 Wire Unbundled DS1 Loop | | | USL | UREEL | | 101.07 | 43.04 | | | | | | | | |
| UNE LOOP COMMINGLING | | | | | | | | | | | | | | | | |
| 2-WIRE ANALOG VOICE GRADE LOOP - COMMINGLING | | | | | | | | | | | | | | | | |
| | 2-Wire Analog Voice Grade Loop - Service Level 2 w/Loop or Ground Start Signaling - Zone 1 | | 1 | NTCVG | UEAL2 | 12.24 | 135.75 | 82.47 | 63.53 | 12.01 | | | | | | |
| | 2-Wire Analog Voice Grade Loop - Service Level 2 w/Loop or Ground Start Signaling - Zone 2 | | 2 | NTCVG | UEAL2 | 17.40 | 135.75 | 82.47 | 63.53 | 12.01 | | | | | | |

| UNBUNDLED NETWORK ELEMENTS - Florida | | | | | | | | | | | | | Att: 2 Exh: A | | | | |
|---|---------------|--|---------|------|---------------------|-------|-----------|--------------|--------|-------------------------|----------------------------------|--------------------------------------|--|--|---|---|-------|
| CATEGORY | RATE ELEMENTS | | Interim | Zone | BCS | USOC | RATES(\$) | | | | Svc Order Submitted Elec per LSR | Svc Order Submitted Manually per LSR | Incremental Charge - Manual Svc Order vs. Electronic-1st | Incremental Charge - Manual Svc Order vs. Electronic-Add'l | Incremental Charge - Manual Svc Order vs. Electronic-Disc 1st | Incremental Charge - Manual Svc Order vs. Electronic-Disc Add'l | |
| | | | | | | | Rec | Nonrecurring | | Nonrecurring Disconnect | | OSS Rates(\$) | | | | | |
| | | | | | | | | First | Add'l | First | Add'l | SOMEC | SOMAN | SOMAN | SOMAN | SOMAN | SOMAN |
| | | 2-Wire Analog Voice Grade Loop - Service Level 2 w/Loop or Ground Start Signaling - Zone 3 | | 3 | NTCVG | UEAL2 | 30.87 | 135.75 | 82.47 | 63.53 | 12.01 | | | | | | |
| | | 2-Wire Analog Voice Grade Loop - Service Level 2 w/Reverse Battery Signaling - Zone 1 | | 1 | NTCVG | UEAR2 | 12.24 | 135.75 | 82.47 | 63.53 | 12.01 | | | | | | |
| | | 2-Wire Analog Voice Grade Loop - Service Level 2 w/Reverse Battery Signaling - Zone 2 | | 2 | NTCVG | UEAR2 | 17.40 | 135.75 | 82.47 | 63.53 | 12.01 | | | | | | |
| | | 2-Wire Analog Voice Grade Loop - Service Level 2 w/Reverse Battery Signaling - Zone 3 | | 3 | NTCVG | UEAR2 | 30.87 | 135.75 | 82.47 | 63.53 | 12.01 | | | | | | |
| | | Switch-As-Is Conversion rate per UNE Loop, Single LSR, (per DS0) | | | NTCVG | URES | | 8.98 | 8.98 | | | | | | | | |
| | | Switch-As-Is Conversion rate per UNE Loop, Spreadsheet, (per DS0) | | | NTCVG | URESP | | 8.98 | 8.98 | | | | | | | | |
| | | Unbundled Loop Service Rearrangement, change in loop facility, per circuit | | | NTCVG | UREWO | | 87.71 | 36.35 | | | | | | | | |
| | | Loop Tagging - Service Level 2 (SL2) | | | NTCVG | URETL | | 11.21 | 1.10 | | | | | | | | |
| 4-WIRE ANALOG VOICE GRADE LOOP - COMMINGLING | | | | | | | | | | | | | | | | | |
| | | 4-Wire Analog Voice Grade Loop - Zone 1 | | 1 | NTCVG | UEAL4 | 18.89 | 167.86 | 115.15 | 67.08 | 15.56 | | | | | | |
| | | 4-Wire Analog Voice Grade Loop - Zone 2 | | 2 | NTCVG | UEAL4 | 26.84 | 167.86 | 115.15 | 67.08 | 15.56 | | | | | | |
| | | 4-Wire Analog Voice Grade Loop - Zone 3 | | 3 | NTCVG | UEAL4 | 47.62 | 167.86 | 115.15 | 67.08 | 15.56 | | | | | | |
| | | Switch-As-Is Conversion rate per UNE Loop, Single LSR, (per DS0) | | | NTCVG | URES | | 8.98 | 8.98 | | | | | | | | |
| | | Switch-As-Is Conversion rate per UNE Loop, Spreadsheet, (per DS0) | | | NTCVG | URESP | | 8.98 | 8.98 | | | | | | | | |
| | | Unbundled Loop Service Rearrangement, change in loop facility, per circuit | | | NTCVG | UREWO | | 87.71 | 36.35 | | | | | | | | |
| 4-WIRE DS1 DIGITAL LOOP - COMMINGLING | | | | | | | | | | | | | | | | | |
| | | 4-Wire DS1 Digital Loop - Zone 1 | | 1 | NTCD1 | USLXX | 70.74 | 313.75 | 181.48 | 61.22 | 13.53 | | | | | | |
| | | 4-Wire DS1 Digital Loop - Zone 2 | | 2 | NTCD1 | USLXX | 100.54 | 313.75 | 181.48 | 61.22 | 13.53 | | | | | | |
| | | 4-Wire DS1 Digital Loop - Zone 3 | | 3 | NTCD1 | USLXX | 178.39 | 313.75 | 181.48 | 61.22 | 13.53 | | | | | | |
| | | Switch-As-Is Conversion rate per UNE Loop, Single LSR, (per DS1) | | | NTCD1 | URES | | 8.98 | 8.98 | | | | | | | | |
| | | Switch-As-Is Conversion rate per UNE Loop, Spreadsheet, (per DS1) | | | NTCD1 | URESP | | 8.98 | 8.98 | | | | | | | | |
| | | Unbundled Loop Service Rearrangement, change in loop facility, per circuit | | | NTCD1 | UREWO | | 101.07 | 43.04 | | | | | | | | |
| 4-WIRE 19.2, 56 OR 64 KBPS DIGITAL GRADE LOOP - COMMINGLING | | | | | | | | | | | | | | | | | |
| | | 3 Wire Unbundled Digital Loop 2.4 Kbps - Zone 1 | | 1 | NTCUD | UDL2X | 22.20 | 161.56 | 108.85 | 67.08 | 15.56 | | | | | | |
| | | 4 Wire Unbundled Digital Loop 2.4 Kbps - Zone 2 | | 2 | NTCUD | UDL2X | 31.56 | 161.56 | 108.85 | 67.08 | 15.56 | | | | | | |
| | | 4 Wire Unbundled Digital Loop 2.4 Kbps - Zone 3 | | 3 | NTCUD | UDL2X | 55.99 | 161.56 | 108.85 | 67.08 | 15.56 | | | | | | |
| | | 4 Wire Unbundled Digital Loop 4.8 Kbps - Zone 1 | | 1 | NTCUD | UDL4X | 22.20 | 161.56 | 108.85 | 67.08 | 15.56 | | | | | | |
| | | 4 Wire Unbundled Digital Loop 4.8 Kbps - Zone 2 | | 2 | NTCUD | UDL4X | 31.56 | 161.56 | 108.85 | 67.08 | 15.56 | | | | | | |
| | | 4 Wire Unbundled Digital Loop 4.8 Kbps - Zone 3 | | 3 | NTCUD | UDL4X | 55.99 | 161.56 | 108.85 | 67.08 | 15.56 | | | | | | |
| | | 4 Wire Unbundled Digital Loop 9.6 Kbps - Zone 1 | | 1 | NTCUD | UDL9X | 22.20 | 161.56 | 108.85 | 67.08 | 15.56 | | | | | | |
| | | 4 Wire Unbundled Digital Loop 9.6 Kbps - Zone 2 | | 2 | NTCUD | UDL9X | 31.56 | 161.56 | 108.85 | 67.08 | 15.56 | | | | | | |
| | | 4 Wire Unbundled Digital Loop 9.6 Kbps - Zone 3 | | 3 | NTCUD | UDL9X | 55.99 | 161.56 | 108.85 | 67.08 | 15.56 | | | | | | |
| | | 4 Wire Unbundled Digital 19.2 Kbps - Zone 1 | | 1 | NTCUD | UDL19 | 22.20 | 161.56 | 108.85 | 67.08 | 15.56 | | | | | | |
| | | 4 Wire Unbundled Digital 19.2 Kbps - Zone 2 | | 2 | NTCUD | UDL19 | 31.56 | 161.56 | 108.85 | 67.08 | 15.56 | | | | | | |
| | | 4 Wire Unbundled Digital 19.2 Kbps - Zone 3 | | 3 | NTCUD | UDL19 | 55.99 | 161.56 | 108.85 | 67.08 | 15.56 | | | | | | |
| | | 4 Wire Unbundled Digital Loop 56 Kbps - Zone 1 | | 1 | NTCUD | UDL56 | 22.20 | 161.56 | 108.85 | 67.08 | 15.56 | | | | | | |
| | | 4 Wire Unbundled Digital Loop 56 Kbps - Zone 2 | | 2 | NTCUD | UDL56 | 31.56 | 161.56 | 108.85 | 67.08 | 15.56 | | | | | | |
| | | 4 Wire Unbundled Digital Loop 56 Kbps - Zone 3 | | 3 | NTCUD | UDL56 | 55.99 | 161.56 | 108.85 | 67.08 | 15.56 | | | | | | |
| | | 4 Wire Unbundled Digital Loop 64 Kbps - Zone 1 | | 1 | NTCUD | UDL64 | 22.20 | 161.56 | 108.85 | 67.08 | 15.56 | | | | | | |
| | | 4 Wire Unbundled Digital Loop 64 Kbps - Zone 2 | | 2 | NTCUD | UDL64 | 31.56 | 161.56 | 108.85 | 67.08 | 15.56 | | | | | | |
| | | 4 Wire Unbundled Digital Loop 64 Kbps - Zone 3 | | 3 | NTCUD | UDL64 | 55.99 | 161.56 | 108.85 | 67.08 | 15.56 | | | | | | |
| | | Switch-As-Is Conversion rate per UNE Loop, Single LSR, (per DS0) | | | NTCUD | URES | | 8.98 | 8.98 | | | | | | | | |
| | | Switch-As-Is Conversion rate per UNE Loop, Spreadsheet, (per DS0) | | | NTCUD | URESP | | 8.98 | 8.98 | | | | | | | | |
| | | Unbundled Loop Service Rearrangement, change in loop facility, per circuit | | | NTCUD | UREWO | | 102.11 | 49.74 | | | | | | | | |
| | | Order Coordination for Specified Conversion Time (per LSR) | | | NTCVG, NTCUD, NTCD1 | OCOSL | | 23.02 | | | | | | | | | |
| MAINTENANCE OF SERVICE | | | | | | | | | | | | | | | | | |

| UNBUNDLED NETWORK ELEMENTS - Florida | | | | | | | | | | | | Att: 2 Exh: A | | | | | |
|--------------------------------------|---------------|---|---------|------|---|-------|-----------|--------------|-------|-------------------------|----------------------------------|--------------------------------------|--|--|---|---|-------|
| CATEGORY | RATE ELEMENTS | | Interim | Zone | BCS | USOC | RATES(\$) | | | | Svc Order Submitted Elec per LSR | Svc Order Submitted Manually per LSR | Incremental Charge - Manual Svc Order vs. Electronic-1st | Incremental Charge - Manual Svc Order vs. Electronic-Add'l | Incremental Charge - Manual Svc Order vs. Electronic-Disc 1st | Incremental Charge - Manual Svc Order vs. Electronic-Disc Add'l | |
| | | | | | | | Rec | Nonrecurring | | Nonrecurring Disconnect | | OSS Rates(\$) | | | | | |
| | | | | | | | | First | Add'l | First | Add'l | SOME C | SOMAN | SOMAN | SOMAN | SOMAN | SOMAN |
| | | Maintenance of Service Charge, Basic Time, per half hour | | | UDC, UEA, UDL, UDN, USL, UAL, UHL, UCL, NTCVG, NTCUD, NTCD1, U1TD1, U1TD3, U1TDX, U1TS1, U1TVX, UDF, UDFCX, UDLSX, UE3, ULDD1, ULDD3, ULDDX, ULDS1, ULDVX, UNC1X, UNC3X, UNCDX, UNCSX, UNCVX, ULS | MVVBT | | 80.00 | 55.00 | | | | | | | | |
| | | Maintenance of Service Charge, Overtime, per half hour | | | UDC, UEA, UDL, UDN, USL, UAL, UHL, UCL, NTCVG, NTCUD, NTCD1, U1TD1, U1TD3, U1TDX, U1TS1, U1TVX, UDF, UDFCX, UDLSX, UE3, ULDD1, ULDD3, ULDDX, ULDS1, ULDVX, UNC1X, UNC3X, UNCDX, UNCSX, UNCVX, ULS | MVVOT | | 90.00 | 65.00 | | | | | | | | |
| | | Maintenance of Service Charge, Premium, per half hour | | | UDC, UEA, UDL, UDN, USL, UAL, UHL, UCL, NTCVG, NTCUD, NTCD1, U1TD1, U1TD3, U1TDX, U1TS1, U1TVX, UDF, UDFCX, UDLSX, UE3, ULDD1, ULDD3, ULDDX, ULDS1, ULDVX, UNC1X, UNC3X, UNCDX, UNCSX, UNCVX, ULS | MVVPT | | 100.00 | 75.00 | | | | | | | | |
| LOOP MODIFICATION | | | | | | | | | | | | | | | | | |
| | | Unbundled Loop Modification, Removal of Load Coils - 2 Wire pair less than or equal to 18k ft, per Unbundled Loop | | | UAL, UHL, UCL, UEQ, ULS, UEA, UEANL, UEPSR, UEPSB | ULM2L | | 0.00 | 0.00 | | | | | | | | |
| | | Unbundled Loop Modification Removal of Load Coils - 4 Wire less than or equal to 18K ft, per Unbundled Loop | | | UHL, UCL, UEA | ULM4L | | 0.00 | 0.00 | | | | | | | | |
| | | Unbundled Loop Modification Removal of Bridged Tap Removal, per unbundled loop | | | UAL, UHL, UCL, UEQ, ULS, UEA, UEANL, UEPSR, UEPSB | ULMBT | | 10.52 | 10.52 | | | | | | | | |
| SUB-LOOPS | | | | | | | | | | | | | | | | | |
| Sub-Loop Distribution | | | | | | | | | | | | | | | | | |
| | | Sub-Loop - Per Cross Box Location - CLEC Feeder Facility Set-Up | | | UEANL, UEF | USBSA | | 487.23 | | | | | | | | | |
| | | Sub-Loop - Per Cross Box Location - Per 25 Pair Panel Set-Up | | | UEANL, UEF | USBSB | | 6.25 | | | | | | | | | |
| | | Sub-Loop - Per Building Equipment Room - CLEC Feeder Facility Set-Up | | | UEANL | USBSC | | 169.25 | | | | | | | | | |
| | | Sub-Loop - Per Building Equipment Room - Per 25 Pair Panel Set-Up | | | UEANL | USBSD | | 38.65 | | | | | | | | | |

| UNBUNDLED NETWORK ELEMENTS - Florida | | | | | | | | | | | | | Att: 2 Exh: A | | | | |
|---|---------------|---|---------|------|---|-------|-----------|--------------|-------|-------------------------|----------------------------------|--------------------------------------|--|--|---|---|-------|
| CATEGORY | RATE ELEMENTS | | Interim | Zone | BCS | USOC | RATES(\$) | | | | Svc Order Submitted Elec per LSR | Svc Order Submitted Manually per LSR | Incremental Charge - Manual Svc Order vs. Electronic-1st | Incremental Charge - Manual Svc Order vs. Electronic-Add'l | Incremental Charge - Manual Svc Order vs. Electronic-Disc 1st | Incremental Charge - Manual Svc Order vs. Electronic-Disc Add'l | |
| | | | | | | | Rec | Nonrecurring | | Nonrecurring Disconnect | | OSS Rates(\$) | | | | | |
| | | | | | | | | First | Add'l | First | Add'l | SOMEC | SOMAN | SOMAN | SOMAN | SOMAN | SOMAN |
| | | Sub-Loop Distribution Per 2-Wire Analog Voice Grade Loop - Zone 1 | | 1 | UEANL | USBN2 | 6.46 | 60.19 | 21.78 | 47.50 | 5.26 | | | | | | |
| | | Sub-Loop Distribution Per 2-Wire Analog Voice Grade Loop - Zone 2 | | 2 | UEANL | USBN2 | 9.18 | 60.19 | 21.78 | 47.50 | 5.26 | | | | | | |
| | | Sub-Loop Distribution Per 2-Wire Analog Voice Grade Loop - Zone 3 | | 3 | UEANL | USBN2 | 16.29 | 60.19 | 21.78 | 47.50 | 5.26 | | | | | | |
| | | Order Coordination for Unbundled Sub-Loops, per sub-loop pair | | | UEANL | USBMC | | 9.00 | 9.00 | | | | | | | | |
| | | Sub-Loop Distribution Per 4-Wire Analog Voice Grade Loop - Zone 1 | | 1 | UEANL | USBN4 | 7.37 | 68.83 | 30.42 | 49.71 | 6.60 | | | | | | |
| | | Sub-Loop Distribution Per 4-Wire Analog Voice Grade Loop - Zone 2 | | 2 | UEANL | USBN4 | 10.47 | 68.83 | 30.42 | 49.71 | 6.60 | | | | | | |
| | | Sub-Loop Distribution Per 4-Wire Analog Voice Grade Loop - Zone 3 | | 3 | UEANL | USBN4 | 18.58 | 68.83 | 30.42 | 49.71 | 6.60 | | | | | | |
| | | Order Coordination for Unbundled Sub-Loops, per sub-loop pair | | | UEANL | USBMC | | 9.00 | 9.00 | | | | | | | | |
| | | Sub-Loop 2-Wire Intrabuilding Network Cable (INC) | | | UEANL | USBR2 | 3.96 | 51.84 | 13.44 | 47.50 | 5.26 | | | | | | |
| | | Order Coordination for Unbundled Sub-Loops, per sub-loop pair | | | UEANL | USBMC | | 9.00 | 9.00 | | | | | | | | |
| | | Sub-Loop 4-Wire Intrabuilding Network Cable (INC) | | | UEANL | USBR4 | 9.37 | 55.91 | 17.51 | 49.71 | 6.60 | | | | | | |
| | | Order Coordination for Unbundled Sub-Loops, per sub-loop pair | | | UEANL | USBMC | | 9.00 | 9.00 | | | | | | | | |
| | | Loop Testing - Basic 1st Half Hour | | | UEANL | URET1 | | 77.09 | 0.00 | | | | | | | | |
| | | Loop Testing - Basic Additional Half Hour | | | UEANL | URETA | | 33.12 | 33.12 | | | | | | | | |
| | | 2 Wire Copper Unbundled Sub-Loop Distribution - Zone 1 | | 1 | UEF | UCS2X | 5.15 | 60.19 | 21.78 | 47.50 | 5.26 | | | | | | |
| | | 2 Wire Copper Unbundled Sub-Loop Distribution - Zone 2 | | 2 | UEF | UCS2X | 7.31 | 60.19 | 21.78 | 47.50 | 5.26 | | | | | | |
| | | 2 Wire Copper Unbundled Sub-Loop Distribution - Zone 3 | | 3 | UEF | UCS2X | 12.98 | 60.19 | 21.78 | 47.50 | 5.26 | | | | | | |
| | | Order Coordination for Unbundled Sub-Loops, per sub-loop pair | | | UEF | USBMC | | 9.00 | 9.00 | | | | | | | | |
| | | 4 Wire Copper Unbundled Sub-Loop Distribution - Zone 1 | | 1 | UEF | UCS4X | 5.36 | 68.83 | 30.42 | 49.71 | 6.60 | | | | | | |
| | | 4 Wire Copper Unbundled Sub-Loop Distribution - Zone 2 | | 2 | UEF | UCS4X | 7.61 | 68.83 | 30.42 | 49.71 | 6.60 | | | | | | |
| | | 4 Wire Copper Unbundled Sub-Loop Distribution - Zone 3 | | 3 | UEF | UCS4X | 13.51 | 68.83 | 30.42 | 49.71 | 6.60 | | | | | | |
| | | Order Coordination for Unbundled Sub-Loops, per sub-loop pair | | | UEF | USBMC | | 9.00 | 9.00 | | | | | | | | |
| | | Loop Tagging Service Level 1, Unbundled Copper Loop, Non-Designed and Distribution Subloops | | | UEF, UEANL | URETL | | 8.93 | 0.88 | | | | | | | | |
| | | Loop Testing - Basic 1st Half Hour | | | UEF | URET1 | | 48.65 | 0.00 | | | | | | | | |
| | | Loop Testing - Basic Additional Half Hour | | | UEF | URETA | | 23.95 | 23.95 | | | | | | | | |
| Unbundled Sub-Loop Modification | | | | | | | | | | | | | | | | | |
| | | Unbundled Sub-Loop Modification - 2-W Copper Dist Load Coil/Equip Removal per 2-W PR | | | UEF | ULM2X | | 10.11 | 10.11 | | | | | | | | |
| | | Unbundled Sub-loop Modification - 4-W Copper Dist Load Coil/Equip Removal per 4-W PR | | | UEF | ULM4X | | 10.11 | 10.11 | | | | | | | | |
| | | Unbundled Loop Modification, Removal of Bridge Tap, per unbundled loop | | | UEF | ULMBT | | 15.58 | 15.58 | | | | | | | | |
| Unbundled Network Terminating Wire (UNTW) | | | | | | | | | | | | | | | | | |
| | | Unbundled Network Terminating Wire (UNTW) per Pair | | | UENTW | UENPP | 0.4572 | 18.02 | | | | | | | | | |
| Network Interface Device (NID) | | | | | | | | | | | | | | | | | |
| | | Network Interface Device (NID) - 1-2 lines | | | UENTW | UND12 | | 71.49 | 48.87 | | | | | | | | |
| | | Network Interface Device (NID) - 1-6 lines | | | UENTW | UND16 | | 113.89 | 89.07 | | | | | | | | |
| | | Network Interface Device Cross Connect - 2 W | | | UENTW | UNDC2 | | 7.63 | 7.63 | | | | | | | | |
| | | Network Interface Device Cross Connect - 4W | | | UENTW | UNDC4 | | 7.63 | 7.63 | | | | | | | | |
| UNE OTHER, PROVISIONING ONLY - NO RATE | | | | | | | | | | | | | | | | | |
| | | | | | UAL, UCL, UDC, UDL, UDN, UEA, UHL, UEANL, UEF, UEQ, UENTW, NTCVG, NTCUD, NTCD1, USL | UNECN | 0.00 | 0.00 | | | | | | | | | |
| | | Unbundled Contact Name, Provisioning Only - no rate | | | | UNECN | | 0.00 | | | | | | | | | |
| | | Unbundled DS1 Loop - Superframe Format Option - no rate | | | USL, NTCD1 | CCOSF | | 0.00 | | | | | | | | | |
| | | Unbundled DS1 Loop - Expanded Superframe Format option - no rate | | | USL, NTCD1 | CCOEF | | 0.00 | | | | | | | | | |
| | | NID - Dispatch and Service Order for NID installation | | | UENTW | UNDBX | 0.00 | 0.00 | | | | | | | | | |
| | | UNTW Circuit Establishment, Provisioning Only - No Rate | | | UENTW | UENCE | 0.00 | 0.00 | | | | | | | | | |

| UNBUNDLED NETWORK ELEMENTS - Florida | | | | | | | | | | | | | Att: 2 Exh: A | | | |
|--|---------------|--|--|--|---------|-------------|-------|----------|--------------|--------|----------------------------------|--------------------------------------|--|--|---|---|
| CATEGORY | RATE ELEMENTS | | | | Interim | Zone | BCS | USOC | RATES(\$) | | Svc Order Submitted Elec per LSR | Svc Order Submitted Manually per LSR | Incremental Charge - Manual Svc Order vs. Electronic-1st | Incremental Charge - Manual Svc Order vs. Electronic-Add'l | Incremental Charge - Manual Svc Order vs. Electronic-Disc 1st | Incremental Charge - Manual Svc Order vs. Electronic-Disc Add'l |
| | | | | | | | | Rec | Nonrecurring | | Nonrecurring Disconnect | | OSS Rates(\$) | | | |
| | | | | | | | | | First | Add'l | First | Add'l | SOMEC | SOMAN | SOMAN | SOMAN |
| LOOP MAKE-UP | | | | | | | | | | | | | | | | |
| | | Loop Makeup - Preordering Without Reservation, per working or spare facility queried (Manual). | | | | UMK | UMKLW | | 52.17 | 52.17 | | | | | | |
| | | Loop Makeup - Preordering With Reservation, per spare facility queried (Manual). | | | | UMK | UMKLP | | 55.07 | 55.07 | | | | | | |
| | | Loop Makeup--With or Without Reservation, per working or spare facility queried (Mechanized) | | | | UMK | UMKMQ | | 0.6784 | 0.6784 | | | | | | |
| LINE SPLITTING | | | | | | | | | | | | | | | | |
| END USER ORDERING-CENTRAL OFFICE BASED | | | | | | | | | | | | | | | | |
| | | Line Splitting - per line activation DLEC owned splitter | | | | UEPSR UEPSB | UREOS | 0.61 | | | | | | | | |
| | | Line Splitting - per line activation AT&T owned - physical | | | | UEPSR UEPSB | UREBP | 0.61 | 29.68 | 21.28 | 19.57 | 9.61 | | | | |
| | | Line Splitting - per line activation AT&T owned - virtual | | | | UEPSR UEPSB | UREBV | 1.134 | 29.68 | 21.28 | 19.57 | 9.61 | | | | |
| END USER ORDERING - REMOTE SITE LINE SPLITTING | | | | | | | | | | | | | | | | |
| UNBUNDLED EXCHANGE ACCESS LOOP | | | | | | | | | | | | | | | | |
| 2-WIRE ANALOG VOICE GRADE LOOP | | | | | | | | | | | | | | | | |
| | | 2 Wire Analog Voice Grade Loop-Service Level 1-Line Splitting-Zone 1 | | | 1 | UEPSR UEPSB | UEALS | 10.69 | 49.57 | 22.83 | 25.62 | 6.57 | | | | |
| | | 2 Wire Analog Voice Grade Loop-Service Level 1-Line Splitting-Zone 1 | | | 1 | UEPSR UEPSB | UEABS | 10.69 | 49.57 | 22.83 | 25.62 | 6.57 | | | | |
| | | 2 Wire Analog Voice Grade Loop- Service Level 1-Line Splitting-Zone 2 | | | 2 | UEPSR UEPSB | UEALS | 15.20 | 49.57 | 22.83 | 25.62 | 6.57 | | | | |
| | | 2 Wire Analog Voice Grade Loop- Service Level 1-Line Splitting-Zone 2 | | | 2 | UEPSR UEPSB | UEABS | 15.20 | 49.57 | 22.83 | 25.62 | 6.57 | | | | |
| | | 2 Wire Analog Voice Grade Loop-Service Level 1-Line Splitting-Zone 3 | | | 3 | UEPSR UEPSB | UEALS | 26.97 | 49.57 | 22.83 | 25.62 | 6.57 | | | | |
| | | 2 Wire Analog Voice Grade Loop-Service Level 1-Line Splitting-Zone 3 | | | 3 | UEPSR UEPSB | UEABS | 26.97 | 49.57 | 22.83 | 25.62 | 6.57 | | | | |
| PHYSICAL COLLOCATION | | | | | | | | | | | | | | | | |
| | | Physical Collocation-2 Wire Cross Connects (Loop) for Line Splitting | | | | UEPSR UEPSB | PE1LS | 0.0276 | 8.22 | 7.22 | 5.74 | 4.58 | | | | |
| VIRTUAL COLLOCATION | | | | | | | | | | | | | | | | |
| | | Virtual Collocation-2 Wire Cross Connects (Loop) for Line Splitting | | | | UEPSR UEPSB | VE1LS | 0.0502 | 11.57 | 11.57 | 0.00 | 0.00 | | | | |
| UNBUNDLED DEDICATED TRANSPORT | | | | | | | | | | | | | | | | |
| INTEROFFICE CHANNEL - DEDICATED TRANSPORT | | | | | | | | | | | | | | | | |
| | | Interoffice Channel - 2-Wire Voice Grade - per mile | | | | U1TVX | 1L5XX | 0.0091 | | | | | | | | |
| | | Interoffice Channel - 2-Wire Voice Grade - Facility Termination | | | | U1TVX | U1TV2 | 25.32 | 47.35 | 31.78 | 18.31 | 7.03 | | | | |
| | | Interoffice Channel - 2-Wire Voice Grade Rev Bat. - per mile | | | | U1TVX | 1L5XX | 0.0091 | | | | | | | | |
| | | Interoffice Channel - 4-Wire Voice Grade - per mile | | | | U1TVX | 1L5XX | 0.0091 | | | | | | | | |
| | | Interoffice Channel - 4- Wire Voice Grade - Facility Termination | | | | U1TVX | U1TV4 | 22.58 | 47.35 | 31.78 | 18.31 | 7.03 | | | | |
| | | Interoffice Channel - 56 kbps - per mile | | | | U1TDX | 1L5XX | 0.0091 | | | | | | | | |
| | | Interoffice Channel - 56 kbps - Facility Termination | | | | U1TDX | U1TD5 | 18.44 | 47.35 | 31.78 | 18.31 | 7.03 | | | | |
| | | Interoffice Channel - 64 kbps - per mile | | | | U1TDX | 1L5XX | 0.0091 | | | | | | | | |
| | | Interoffice Channel - 64 kbps - Facility Termination | | | | U1TDX | U1TD6 | 18.44 | 47.35 | 31.78 | 18.31 | 7.03 | | | | |
| | | Interoffice Channel - DS1 - per mile | | | | U1TD1 | 1L5XX | 0.1856 | | | | | | | | |
| | | Interoffice Channel - DS1 - Facility Termination | | | | U1TD1 | U1TF1 | 88.44 | 105.54 | 98.47 | 21.47 | 19.05 | | | | |
| | | Interoffice Channel - DS3 - per mile | | | | U1TD3 | 1L5XX | 3.87 | | | | | | | | |
| | | Interoffice Channel - DS3 - Facility Termination | | | | U1TD3 | U1TF3 | 1,071.00 | 335.46 | 219.28 | 72.03 | 70.56 | | | | |
| | | Interoffice Channel - STS-1 - per mile | | | | U1TS1 | 1L5XX | 3.87 | | | | | | | | |
| | | Interoffice Channel - STS-1 - Facility Termination | | | | U1TS1 | U1TFS | 1,056.00 | 335.46 | 219.28 | 72.03 | 70.56 | | | | |
| UNBUNDLED DARK FIBER - Stand Alone or in Combination | | | | | | | | | | | | | | | | |
| | | Dark Fiber - Interoffice Transport, Per Four Fiber Strands, Per Route Mile Or Fraction Thereof | | | | UDF, UDFCX | 1L5DF | 26.85 | | | | | | | | |
| | | Dark Fiber - Interoffice Transport, Per Four Fiber Strands, Per Route Mile Or Fraction Thereof | | | | UDF, UDFCX | UDF14 | | 751.34 | 193.88 | | | | | | |
| HIGH CAPACITY UNBUNDLED LOCAL LOOP | | | | | | | | | | | | | | | | |
| DS-3/STS-1 UNBUNDLED LOCAL LOOP - Stand Alone | | | | | | | | | | | | | | | | |
| | | DS3 Unbundled Local Loop - per mile | | | | UE3 | 1L5ND | 10.92 | | | | | | | | |
| | | DS3 Unbundled Local Loop - Facility Termination | | | | UE3 | UE3PX | 386.88 | 556.37 | 343.01 | 139.13 | 96.84 | | | | |
| | | STS-1Unbundled Local Loop - per mile | | | | UDLSX | 1L5ND | 10.92 | | | | | | | | |
| | | STS-1 Unbundled Local Loop - Facility Termination | | | | UDLSX | UDLS1 | 426.60 | 556.37 | 343.01 | 139.13 | 96.84 | | | | |
| ENHANCED EXTENDED LINK (EELs) | | | | | | | | | | | | | | | | |
| Network Elements Used in Combinations | | | | | | | | | | | | | | | | |

UNBUNDLED NETWORK ELEMENTS - Florida

| CATEGORY | RATE ELEMENTS | Interim | Zone | BCS | USOC | RATES(\$) | Svc Order Submitted Elec per LSR | Svc Order Submitted Manually per LSR | Incremental Charge - Manual Svc Order vs. Electronic-1st | Incremental Charge - Manual Svc Order vs. Electronic-Add'l | Incremental Charge - Manual Svc Order vs. Electronic-Disc 1st | Incremental Charge - Manual Svc Order vs. Electronic-Disc Add'l | | | | | |
|--------------------------------|---------------|--|-------------------------|-------|--------------------------|-----------|----------------------------------|--------------------------------------|--|--|---|---|--|--|--|--|--|
| | | | | | | | | | | | | | | | | | |
| | | | | | | | | | | | | | | | | | |
| Rec | Nonrecurring | | Nonrecurring Disconnect | | OSS Rates(\$) | | | | | | | | | | | | |
| First | Add'l | First | Add'l | SOME | SOMAN | SOMAN | SOMAN | SOMAN | SOMAN | SOMAN | SOMAN | SOMAN | | | | | |
| | | 2-Wire VG Loop (SL2) in Combination - Zone 1 | 1 | UNCVX | UEAL2 | 12.24 | 127.59 | 60.54 | 48.00 | 6.31 | | | | | | | |
| | | 2-Wire VG Loop (SL2) in Combination - Zone 2 | 2 | UNCVX | UEAL2 | 17.40 | 127.59 | 60.54 | 48.00 | 6.31 | | | | | | | |
| | | 2-Wire VG Loop (SL2) in Combination - Zone 3 | 3 | UNCVX | UEAL2 | 30.87 | 127.59 | 60.54 | 48.00 | 6.31 | | | | | | | |
| | | 4-Wire Analog Voice Grade Loop in Combination - Zone 1 | 1 | UNCVX | UEAL4 | 18.89 | 127.59 | 60.54 | 48.00 | 6.31 | | | | | | | |
| | | 4-Wire Analog Voice Grade Loop in Combination - Zone 2 | 2 | UNCVX | UEAL4 | 26.84 | 127.59 | 60.54 | 48.00 | 6.31 | | | | | | | |
| | | 4-Wire Analog Voice Grade Loop in Combination - Zone 3 | 3 | UNCVX | UEAL4 | 47.62 | 127.59 | 60.54 | 48.00 | 6.31 | | | | | | | |
| | | 2-Wire ISDN Loop in Combination - Zone 1 | 1 | UNCNX | U1L2X | 19.28 | 127.59 | 60.54 | 48.00 | 6.31 | | | | | | | |
| | | 2-Wire ISDN Loop in Combination - Zone 2 | 2 | UNCNX | U1L2X | 27.40 | 127.59 | 60.54 | 48.00 | 6.31 | | | | | | | |
| | | 2-Wire ISDN Loop in Combination - Zone 3 | 3 | UNCNX | U1L2X | 48.62 | 127.59 | 60.54 | 48.00 | 6.31 | | | | | | | |
| | | 4-Wire 56Kbps Digital Grade Loop in Combination - Zone 1 | 1 | UNCDX | UDL56 | 22.20 | 127.59 | 60.54 | 48.00 | 6.31 | | | | | | | |
| | | 4-Wire 56Kbps Digital Grade Loop in Combination - Zone 2 | 2 | UNCDX | UDL56 | 31.56 | 127.59 | 60.54 | 48.00 | 6.31 | | | | | | | |
| | | 4-Wire 56Kbps Digital Grade Loop in Combination - Zone 3 | 3 | UNCDX | UDL56 | 55.99 | 127.59 | 60.54 | 48.00 | 6.31 | | | | | | | |
| | | 4-Wire 64Kbps Digital Grade Loop in Combination - Zone 1 | 1 | UNCDX | UDL64 | 22.20 | 127.59 | 60.54 | 48.00 | 6.31 | | | | | | | |
| | | 4-Wire 64Kbps Digital Grade Loop in Combination - Zone 2 | 2 | UNCDX | UDL64 | 31.56 | 127.59 | 60.54 | 48.00 | 6.31 | | | | | | | |
| | | 4-Wire 64Kbps Digital Grade Loop in Combination - Zone 3 | 3 | UNCDX | UDL64 | 55.99 | 127.59 | 60.54 | 48.00 | 6.31 | | | | | | | |
| | | 4-Wire DS1 Digital Loop in Combination - Zone 1 | 1 | UNC1X | USLXX | 70.74 | 217.75 | 121.62 | 51.44 | 14.45 | | | | | | | |
| | | 4-Wire DS1 Digital Loop in Combination - Zone 2 | 2 | UNC1X | USLXX | 100.54 | 217.75 | 121.62 | 51.44 | 14.45 | | | | | | | |
| | | 4-Wire DS1 Digital Loop in Combination - Zone 3 | 3 | UNC1X | USLXX | 178.39 | 217.75 | 121.62 | 51.44 | 14.45 | | | | | | | |
| | | DS3 Local Loop in combination - per mile | | UNC3X | 1L5ND | 10.92 | | | | | | | | | | | |
| | | DS3 Local Loop in combination - Facility Termination | | UNC3X | UE3PX | 386.88 | 244.42 | 154.73 | 67.10 | 26.27 | | | | | | | |
| | | STS-1 Local Loop in combination - per mile | | UNC3X | 1L5ND | 10.92 | | | | | | | | | | | |
| | | STS-1 Local Loop in combination - Facility Termination | | UNC3X | UDLS1 | 426.60 | 244.42 | 154.73 | 67.10 | 26.27 | | | | | | | |
| | | Interoffice Channel in combination - 2-wire VG - per mile | | UNCVX | 1L5XX | 0.0091 | | | | | | | | | | | |
| | | Interoffice Channel in combination - 2-wire VG - Facility Termination | | UNCVX | U1TV2 | 25.32 | 94.70 | 52.59 | 45.28 | 18.03 | | | | | | | |
| | | Interoffice Channel in combination - 4-wire VG - per mile | | UNCVX | 1L5XX | 0.0091 | | | | | | | | | | | |
| | | Interoffice Channel in combination - 4-wire VG - Facility Termination | | UNCVX | U1TV4 | 22.58 | 94.70 | 52.59 | 45.28 | 18.03 | | | | | | | |
| | | Interoffice Channel in combination - 4-wire 56 kbps - per mile | | UNCDX | 1L5XX | 0.0091 | | | | | | | | | | | |
| | | Interoffice Channel in combination - 4-wire 56 kbps - Facility Termination | | UNCDX | U1TD5 | 18.44 | 94.70 | 52.59 | 45.28 | 18.03 | | | | | | | |
| | | Interoffice Channel in combination - 4-wire 64 kbps - per mile | | UNCDX | 1L5XX | 0.0091 | | | | | | | | | | | |
| | | Interoffice Channel in combination - 4-wire 64 kbps - Facility Termination | | UNCDX | U1TD6 | 18.44 | 94.70 | 52.59 | 45.28 | 18.03 | | | | | | | |
| | | Interoffice Channel in combination - DS1 - per mile | | UNC1X | 1L5XX | 0.1856 | | | | | | | | | | | |
| | | Interoffice Channel in combination - DS1 Facility Termination | | UNC1X | U1TF1 | 88.44 | 174.46 | 122.46 | 45.61 | 17.95 | | | | | | | |
| | | Interoffice Channel in combination - DS3 - per mile | | UNC3X | 1L5XX | 3.87 | | | | | | | | | | | |
| | | Interoffice Channel in combination - DS3 - Facility Termination | | UNC3X | U1TF3 | 1,071.00 | 320.00 | 138.20 | 38.60 | 18.81 | | | | | | | |
| | | Interoffice Channel in combination - STS-1 - per mile | | UNC3X | 1L5XX | 3.87 | | | | | | | | | | | |
| | | Interoffice Channel in combination - STS-1 Facility Termination | | UNC3X | U1TFS | 1,056.00 | 320.00 | 138.20 | 38.60 | 18.81 | | | | | | | |
| ADDITIONAL NETWORK ELEMENTS | | | | | | | | | | | | | | | | | |
| Optional Features & Functions: | | | | | | | | | | | | | | | | | |
| | | Clear Channel Capability Extended Frame Option - per DS1 | I | | U1TD1, ULDD1,UNC1X | CCOEF | 0.00 | | | | | | | | | | |
| | | Clear Channel Capability Super FrameOption - per DS1 | I | | U1TD1, ULDD1,UNC1X | CCOSF | 0.00 | | | | | | | | | | |
| | | Clear Channel Capability (SF/ESF) Option - Subsequent Activity - per DS1 | I | | ULDD1, U1TD1, UNC1X, USL | NRCCC | 184.92 | 23.82 | 2.07 | 0.80 | | | | | | | |
| | | C-bit Parity Option - Subsequent Activity - per DS3 | i | | U1TD3, ULDD3, UE3, UNC3X | NRCCC3 | 219.09 | 7.67 | 0.773 | 0.00 | | | | | | | |
| | | DS1/DS0 Channel System | | | UNC1X | MQ1 | 146.77 | 57.28 | 14.74 | 1.50 | 1.34 | | | | | | |
| | | DS3/DS1Channel System | | | UNC3X, UNCSX | MQ3 | 211.19 | 115.60 | 56.54 | 12.16 | 4.26 | | | | | | |
| | | Voice Grade COCI in combination | | | UNCVX | 1D1VG | 1.38 | 6.71 | 4.84 | | | | | | | | |
| | | Voice Grade COCI - for 2W-SL2 & 4W Voice Grade Local Loop | | | UEA | 1D1VG | 1.38 | 6.71 | 4.84 | 0.00 | 0.00 | | | | | | |
| | | Voice Grade COCI - for connection to a channelized DS1 Local Channel in the same SWC as collocation | | | U1TUC | 1D1VG | 1.38 | 6.71 | 4.84 | 0.00 | 0.00 | | | | | | |
| | | OCU-DP COCI (2.4-64kbs) in combination | | | UNCDX | 1D1DD | 2.10 | 6.71 | 4.84 | 0.00 | 0.00 | | | | | | |
| | | OCU-DP COCI (2.4-64kbs) - for Unbundled Digital Loop | | | UDL | 1D1DD | 2.10 | 6.71 | 4.84 | 0.00 | 0.00 | | | | | | |
| | | OCU-DP COCI (2.4-64kbs) - for connection to a channelized DS1 Local Channel in the same SWC as collocation | | | U1TUD | 1D1DD | 2.10 | 6.71 | 4.84 | 0.00 | 0.00 | | | | | | |
| | | 2-wire ISDN COCI (BRITE) in combination | | | UNCNX | UC1CA | 3.66 | 6.71 | 4.84 | 0.00 | 0.00 | | | | | | |
| | | 2-wire ISDN COCI (BRITE) - for a Local Loop | | | UDN | UC1CA | 3.66 | 6.71 | 4.84 | 0.00 | 0.00 | | | | | | |

| UNBUNDLED NETWORK ELEMENTS - Florida | | | | | | | | | | | Att: 2 Exh: A | | | | |
|--|---|---------|------|--|-------|-----------|--------------|--------|-------------------------|----------------------------------|--------------------------------------|--|--|---|---|
| CATEGORY | RATE ELEMENTS | Interim | Zone | BCS | USOC | RATES(\$) | | | | Svc Order Submitted Elec per LSR | Svc Order Submitted Manually per LSR | Incremental Charge - Manual Svc Order vs. Electronic-1st | Incremental Charge - Manual Svc Order vs. Electronic-Add'l | Incremental Charge - Manual Svc Order vs. Electronic-Disc 1st | Incremental Charge - Manual Svc Order vs. Electronic-Disc Add'l |
| | | | | | | Rec | Nonrecurring | | Nonrecurring Disconnect | | OSS Rates(\$) | | | | |
| | | | | | | | First | Add'l | First | Add'l | SOMEC | SOMAN | SOMAN | SOMAN | SOMAN |
| | 2-wire ISDN COCI (BRITE) - for connection to a channelized DS1 Local Channel in the same SWC as collocation | | | U1TUB | UC1CA | 3.66 | 6.71 | 4.84 | 0.00 | 0.00 | | | | | |
| | DS1 COCI in combination | | | UNC1X | UC1D1 | 13.76 | 6.71 | 4.84 | 0.00 | 0.00 | | | | | |
| | DS1 COCI - for Stand Alone Local Channel | | | ULDD1 | UC1D1 | 13.76 | 6.71 | 4.84 | 0.00 | 0.00 | | | | | |
| | DS1 COCI - for Stand Alone Interoffice Channel | | | U1TD1 | UC1D1 | 13.76 | 6.71 | 4.84 | 0.00 | 0.00 | | | | | |
| | DS1 COCI - for DS1 Local Loop | | | USL, NTCD1 | UC1D1 | 13.76 | 6.71 | 4.84 | 0.00 | 0.00 | | | | | |
| | DS1 COCI - for connection to a channelized DS1 Local Channel in the same SWC as collocation | | | U1TUA | UC1D1 | 13.76 | 6.71 | 4.84 | 0.00 | 0.00 | | | | | |
| | Wholesale - UNE, Switch-As-Is Conversion Charge | | | UNCVX, UNCDX, UNC1X, UNC3X, UNCSX, UDFCX, XDH1X, HFQC6, XDD2X, XDV6X, XDDFX, XDD4X, HFRST, UNCNX | UNCCC | | 8.98 | 8.98 | | | | | | | |
| | Unbundled Misc Rate Element, SNE SAI, Single Network Element - Switch As Is Non-recurring Charge, per circuit (LSR) | | | U1TVX, U1TDX, U1TD1, U1TD3, U1TS1, UDF, UE3 | URES1 | | 8.98 | 8.98 | | | | | | | |
| | Unbundled Misc Rate Element, SNE SAI, Single Network Element - Switch As Is Non-recurring Charge, incremental charge per circuit on a spreadsheet | | | U1TVX, U1TDX, U1TD1, U1TD3, U1TS1, UDF, UE3 | URES1 | | 8.98 | 8.98 | | | | | | | |
| Access to DCS - Customer Reconfiguration (FlexServ) | | | | | | | | | | | | | | | |
| | Customer Reconfiguration Establishment | | | | | | 1.63 | | 1.63 | | | | | | |
| | DS1 DCS Termination with DS0 Switching | | | | | 27.39 | 32.89 | 23.58 | 16.96 | 12.77 | | | | | |
| | DS1 DCS Termination with DS1 Switching | | | | | 11.70 | 25.07 | 15.76 | 13.05 | 8.86 | | | | | |
| | DS3 DCS Termination with DS1 Switching | | | | | 146.81 | 32.89 | 23.58 | 16.96 | 12.77 | | | | | |
| Node (SynchroNet) | | | | | | | | | | | | | | | |
| | Node per month | | | UNCDX | UNCNT | 16.35 | | | | | | | | | |
| Service Rearrangements | | | | | | | | | | | | | | | |
| | NRC - Change in Facility Assignment per circuit Service Rearrangement | I | | U1TVX, U1TDX, U1TUC, U1TUD, U1TUB, ULDDX, ULDDX, UNCVX, UNCDX, UNC1X | URETD | | 101.07 | 43.04 | | | | | | | |
| | NRC - Change in Facility Assignment per circuit Project Management (added to CFA per circuit if project managed) | I | | U1TVX, U1TDX, U1TUC, U1TUD, U1TUB, ULDDX, ULDDX, UNCVX, UNCDX, UNC1X | URETB | | 3.67 | 3.67 | | | | | | | |
| | NRC - Order Coordination Specific Time - Dedicated Transport | I | | UNC1X, UNC3X | OCOSR | | 18.90 | 18.90 | | | | | | | |
| COMMINGLING | | | | | | | | | | | | | | | |
| | Commingling Authorization | | | UNCVX, UNCDX, UNC1X, UNC3X, UNCSX, U1TD1, U1TD3, U1TS1, UE3, UDLX, U1TVX, U1TDX, U1TUB, ULDDX, ULDD1, ULDD3, ULDS1 | CMGAU | 0.00 | 0.00 | 0.00 | 0.00 | 0.00 | | | | | |
| Commingled (UNE part of single bandwidth circuit) | | | | | | | | | | | | | | | |
| | Commingled VG COCI | | | XDV2X | 1D1VG | 1.38 | 10.07 | 7.08 | 0.00 | 0.00 | | | | | |
| | Commingled Digital COCI | | | XDV6X | 1D1DD | 2.10 | 10.07 | 7.08 | 0.00 | 0.00 | | | | | |
| | Commingled ISDN COCI | | | XDD4X | UC1CA | 3.66 | 10.07 | 7.08 | 0.00 | 0.00 | | | | | |
| | Commingled 2-wire VG Interoffice Channel | | | XDV2X | U1TV2 | 25.32 | 47.35 | 31.78 | 18.31 | 7.03 | | | | | |
| | Commingled 4-wire VG Interoffice Channel | | | XDV6X | U1TV4 | 22.58 | 47.35 | 31.78 | 18.31 | 7.03 | | | | | |
| | Commingled 56kbps Interoffice Channel | | | XDD4X | U1TD5 | 18.44 | 47.35 | 31.78 | 18.31 | 7.03 | | | | | |
| | Commingled 64kbps Interoffice Channel | | | XDD4X | U1TD6 | 18.44 | 47.35 | 31.78 | 18.31 | 7.03 | | | | | |
| | Commingled VG/DS0 Interoffice Channel Mileage | | | XDV2X, XDV6X, XDD4X | 1L5XX | 0.0091 | | | | | | | | | |
| | Commingled 2-wire Local Loop Zone 1 | 1 | | XDV2X | UEAL2 | 12.24 | 135.75 | 82.47 | 63.53 | 12.01 | | | | | |
| | Commingled 2-wire Local Loop Zone 2 | 2 | | XDV2X | UEAL2 | 17.40 | 135.75 | 82.47 | 63.53 | 12.01 | | | | | |
| | Commingled 2-wire Local Loop Zone 3 | 3 | | XDV2X | UEAL2 | 30.87 | 135.75 | 82.47 | 63.53 | 12.01 | | | | | |
| | Commingled 4-wire Local Loop Zone 1 | 1 | | XDV6X | UEAL4 | 18.89 | 167.86 | 155.15 | 67.08 | 15.56 | | | | | |

| UNBUNDLED NETWORK ELEMENTS - Florida | | | | | | | | | | | Att: 2 Exh: A | | | | | |
|---|---------------|---|---------|------|--------------|-------|-----------|--------------|--------|-------------------------|----------------------------------|--------------------------------------|--|--|---|---|
| CATEGORY | RATE ELEMENTS | | Interim | Zone | BCS | USOC | RATES(\$) | | | | Svc Order Submitted Elec per LSR | Svc Order Submitted Manually per LSR | Incremental Charge - Manual Svc Order vs. Electronic-1st | Incremental Charge - Manual Svc Order vs. Electronic-Add'l | Incremental Charge - Manual Svc Order vs. Electronic-Disc 1st | Incremental Charge - Manual Svc Order vs. Electronic-Disc Add'l |
| | | | | | | | Rec | Nonrecurring | | Nonrecurring Disconnect | | OSS Rates(\$) | | | | |
| | | | | | | | | First | Add'l | First | Add'l | SOMEC | SOMAN | SOMAN | SOMAN | SOMAN |
| | | Commingled 4-wire Local Loop Zone 2 | | 2 | XDV6X | UEAL4 | 26.84 | 167.86 | 115.15 | 67.08 | 15.56 | | | | | |
| | | Commingled 4-wire Local Loop Zone 3 | | 3 | XDV6X | UEAL4 | 47.62 | 167.86 | 115.15 | 67.08 | 15.56 | | | | | |
| | | Commingled 56kbps Local Loop Zone 1 | | 1 | XDD4X | UDL56 | 22.20 | 161.56 | 108.85 | 67.08 | 15.56 | | | | | |
| | | Commingled 56kbps Local Loop Zone 2 | | 2 | XDD4X | UDL56 | 31.56 | 161.56 | 108.85 | 67.08 | 15.56 | | | | | |
| | | Commingled 56kbps Local Loop Zone 3 | | 3 | XDD4X | UDL56 | 55.99 | 161.56 | 108.85 | 67.08 | 15.56 | | | | | |
| | | Commingled 64kbps Local Loop Zone 1 | | 1 | XDD4X | UDL64 | 22.20 | 161.56 | 108.85 | 67.08 | 15.56 | | | | | |
| | | Commingled 64kbps Local Loop Zone 2 | | 2 | XDD4X | UDL64 | 31.56 | 161.56 | 108.85 | 67.08 | 15.56 | | | | | |
| | | Commingled 64kbps Local Loop Zone 3 | | 3 | XDD4X | UDL64 | 55.99 | 161.56 | 108.85 | 67.08 | 15.56 | | | | | |
| | | Commingled ISDN Local Loop Zone 1 | | 1 | XDD4X | U1L2X | 19.28 | 147.69 | 94.41 | 62.23 | 10.71 | | | | | |
| | | Commingled ISDN Local Loop Zone 2 | | 2 | XDD4X | U1L2X | 27.40 | 147.69 | 94.41 | 62.23 | 10.71 | | | | | |
| | | Commingled ISDN Local Loop Zone 3 | | 3 | XDD4X | U1L2X | 48.62 | 147.69 | 94.41 | 62.23 | 10.71 | | | | | |
| | | Commingled DS1 COCI | | | XDH1X | UC1D1 | 13.76 | 10.07 | 7.08 | 0 | 0 | | | | | |
| | | Commingled DS1 Interoffice Channel | | | XDH1X | U1TF1 | 88.44 | 105.54 | 98.47 | 21.47 | 19.05 | | | | | |
| | | Commingled DS1 Interoffice Channel Mileage | | | XDH1X | 1L5XX | 0.1856 | | | | | | | | | |
| | | Commingled DS1/DS0 Channel System | | | XDH1X | MQ1 | 146.77 | 101.42 | 71.62 | 11.09 | 10.49 | | | | | |
| | | Commingled DS1 Local Loop Zone 1 | | 1 | XDH1X | USLXX | 70.74 | 313.75 | 181.48 | 61.22 | 13.53 | | | | | |
| | | Commingled DS1 Local Loop Zone 2 | | 2 | XDH1X | USLXX | 100.54 | 313.75 | 181.48 | 61.22 | 13.53 | | | | | |
| | | Commingled DS1 Local Loop Zone 3 | | 3 | XDH1X | USLXX | 178.39 | 313.75 | 181.48 | 61.22 | 13.53 | | | | | |
| | | Commingled DS3 Local Loop | | | HFQC6 | UE3PX | 386.88 | 566.37 | 343.01 | 137.13 | 96.84 | | | | | |
| | | Commingled DS3/STS-1 Local Loop Mileage | | | HFQC6, HFRST | 1L5ND | 10.92 | | | | | | | | | |
| | | Commingled STS-1 Local Loop | | | HFRST | UDL51 | 426.60 | 556.37 | 343.01 | 139.13 | 96.84 | | | | | |
| | | Commingled DS3/DS1 Channel System | | | HFQC6 | MQ3 | 211.19 | 199.28 | 118.64 | 40.34 | 39.07 | | | | | |
| | | Commingled DS3 Interoffice Channel | | | HFQC6 | U1TF3 | 1,071.00 | 335.46 | 219.28 | 72.03 | 70.56 | | | | | |
| | | Commingled DS3 Interoffice Channel Mileage | | | HFQC6 | 1L5XX | 3.87 | | | | | | | | | |
| | | Commingled STS-1 Interoffice Channel | | | HFRST | U1TFS | 1,056.00 | 335.46 | 219.28 | 72.03 | 70.56 | | | | | |
| | | Commingled STS-1 Interoffice Channel Mileage | | | HFRST | 1L5XX | 3.87 | | | | | | | | | |
| | | Commingled Dark Fiber - Interoffice Transport, Per Four Fiber Strands, Per Route Mile Or Fraction Thereof | | | HEQDL | 1L5DF | 26.85 | | | | | | | | | |
| | | Commingled Dark Fiber - Interoffice Transport, Per Four Fiber Strands, Per Route Mile Or Fraction Thereof | | | HEQDL | UDF14 | | 751.34 | 193.88 | 356.21 | 230.11 | | | | | |
| | | UNE to Commingled Conversion Tracking | | | XDH1X, HFQC6 | CMGUN | 0.00 | 0.00 | 0.00 | 0.00 | 0.00 | | | | | |
| | | SPA to Commingled Conversion Tracking | | | XDH1X, HFQC6 | CMGSP | 0.00 | 0.00 | 0.00 | 0.00 | 0.00 | | | | | |
| LNP Query Service | | | | | | | | | | | | | | | | |
| | | LNP Charge Per query | | | | | 0.000852 | | | | | | | | | |
| | | LNP Service Establishment Manual | | | | | | 13.83 | 13.83 | 12.71 | 12.71 | | | | | |
| | | LNP Service Provisioning with Point Code Establishment | | | | | | 655.50 | 334.88 | 297.03 | 218.40 | | | | | |
| 911 PBX LOCATE | | | | | | | | | | | | | | | | |
| 911 PBX LOCATE DATABASE CAPABILITY | | | | | | | | | | | | | | | | |
| | | Service Establishment per CLEC per End User Account | | | 9PBDC | 9PBEU | | 1,820.00 | | | | | | | | |
| | | Changes to TN Range or Customer Profile | | | 9PBDC | 9PBTN | | 182.14 | | | | | | | | |
| | | Per Telephone Number (Monthly) | | | 9PBDC | 9PBMN | 0.07 | | | | | | | | | |
| | | Change Company (Service Provider) ID | | | 9PBDC | 9PBPC | | 534.66 | | | | | | | | |
| | | PBX Locate Service Support per CLEC (Month) | | | 9PBDC | 9PBMR | 178.80 | | | | | | | | | |
| | | Service Order Charge | | | 9PBDC | 9PBSC | | 11.90 | | | | | | | | |
| 911 PBX LOCATE TRANSPORT COMPONENT | | | | | | | | | | | | | | | | |
| See Att 3 | | | | | | | | | | | | | | | | |
| Note: Rates displaying an "I" in Interim column are interim as a result of a Commission order. | | | | | | | | | | | | | | | | |

| UNBUNDLED NETWORK ELEMENTS - Georgia | | | | | | | | | | | | | Att: 2 Exh: A | | | | | | | |
|--|---------------|--|--|--|--|---------|-------|---|-------|-----------|--------------|-------|-------------------------|----------------------------------|--------------------------------------|--|--|---|---|-------|
| CATEGORY | RATE ELEMENTS | | | | | Interim | Zone | BCS | USOC | RATES(\$) | | | | Svc Order Submitted Elec per LSR | Svc Order Submitted Manually per LSR | Incremental Charge - Manual Svc Order vs. Electronic-1st | Incremental Charge - Manual Svc Order vs. Electronic-Add'l | Incremental Charge - Manual Svc Order vs. Electronic-Disc 1st | Incremental Charge - Manual Svc Order vs. Electronic-Disc Add'l | |
| | | | | | | | | | | Rec | Nonrecurring | | Nonrecurring Disconnect | | OSS Rates(\$) | | | | | |
| | | | | | | | | | | | First | Add'l | First | Add'l | SOMEc | SOMAN | SOMAN | SOMAN | SOMAN | SOMAN |
| The "Zone" shown in the sections for stand-alone loops or loops as part of a combination refers to Geographically Deaveraged UNE Zones. To view Geographically Deaveraged UNE Zone Designations by Central Office, refer to internet Website: http://wholesale.att.com/ | | | | | | | | | | | | | | | | | | | | |
| OPERATIONS SUPPORT SYSTEMS (OSS) - "REGIONAL RATES" | | | | | | | | | | | | | | | | | | | | |
| NOTE: (1) CLEC should contact its contract negotiator if it prefers the "state specific" OSS charges as ordered by the State Commissions. The OSS charges currently contained in this rate exhibit are the AT&T "regional" service ordering charges. CLEC may elect either the state specific Commission ordered rates for the service ordering charges, or CLEC may elect the regional service ordering charge, however, CLEC can not obtain a mixture of the two regardless if CLEC has a interconnection contract established in each of the 9 states. | | | | | | | | | | | | | | | | | | | | |
| NOTE: (2) Any element that can be ordered electronically will be billed according to the SOMEc rate listed in this category. Please refer to AT&T's Local Ordering Handbook (LOH) to determine if a product can be ordered electronically. For those elements that cannot be ordered electronically at present per the LOH, the listed SOMEc rate in this category reflects the charge that would be billed to a CLEC once electronic ordering capabilities come on-line for that element. Otherwise, the manual ordering charge, SOMAN, will be applied to a CLECs bill when it submits an LSR to AT&T. | | | | | | | | | | | | | | | | | | | | |
| | | | | | | | | | SOMEc | | 3.50 | 0.00 | 3.50 | 0.00 | | | | | | |
| | | | | | | | | | SOMAN | | 11.71 | 0.00 | 6.13 | 0.00 | | | | | | |
| | | | | | | | | SSOSS | SOMGA | 0.00 | | | | | | | | | | |
| UNE SERVICE DATE ADVANCEMENT CHARGE | | | | | | | | | | | | | | | | | | | | |
| NOTE: The Expedite charge will be maintained commensurate with BellSouth's FCC No.1 Tariff, Section 5 as applicable. | | | | | | | | | | | | | | | | | | | | |
| | | | | | | | | UAL, UEANL, UCL, UEF, UDC, UDF, UEQ, UDL, UENTW, UDN, UEA, UHL, ULC, USL, U1T12, U1TD1, U1TD3, U1TDX, U1TO3, U1TS1, U1TVX, UC1BC, UC1BL, UC1CC, UC1CL, UC1DC, UC1DL, UC1EC, UC1EL, UC1FC, UC1FL, UC1GC, UC1GL, UC1HC, UC1HL, UDL12, UDL48, UDL03, UDLSX, UE3, ULD12, ULD48, ULDD1, ULDD3, ULDDX, ULDO3, ULDS1, ULDVX, UNC1X, UNC3X, UNCDX, UCNX, UNCSX, UNCVX, UNLD1, UNLD3, UXTD1, UXTD3, UXTS1, U1TUC, U1TUD, U1TUB, U1TUA,NTCVG, NTCUD, NTCDD1 | | | | | | | | | | | | |
| | | | | | | | | UNE Expedite Charge per Circuit or Line Assignable USOC, per Day | SDASP | | 200.00 | | | | | | | | | |
| ORDER MODIFICATION CHARGE | | | | | | | | | | | | | | | | | | | | |
| | | | | | | | | Order Modification Charge (OMC) | | | 26.21 | 0.00 | 0.00 | 0.00 | | | | | | |
| | | | | | | | | Order Modification Additional Dispatch Charge (OMCAD) | | | 150.00 | 0.00 | 0.00 | 0.00 | | | | | | |
| UNBUNDLED EXCHANGE ACCESS LOOP | | | | | | | | | | | | | | | | | | | | |
| 2-WIRE ANALOG VOICE GRADE LOOP | | | | | | | | | | | | | | | | | | | | |
| | | | | | | 1 | UEANL | UEAL2 | 12.08 | 39.98 | 9.98 | 5.61 | 1.72 | | | | | | | |
| | | | | | | 2 | UEANL | UEAL2 | 17.43 | 39.98 | 9.98 | 5.61 | 1.72 | | | | | | | |
| | | | | | | 3 | UEANL | UEAL2 | 35.09 | 39.98 | 9.98 | 5.61 | 1.72 | | | | | | | |
| | | | | | | 1 | UEANL | UEASL | 12.08 | 39.98 | 9.98 | 5.61 | 1.72 | | | | | | | |
| | | | | | | 2 | UEANL | UEASL | 17.43 | 39.98 | 9.98 | 5.61 | 1.72 | | | | | | | |
| | | | | | | 3 | UEANL | UEASL | 35.09 | 39.98 | 9.98 | 5.61 | 1.72 | | | | | | | |
| | | | | | | | UEANL | URETL | | 8.92 | 0.88 | | | | | | | | | |
| | | | | | | | UEANL | URET1 | | 26.64 | 0.00 | | | | | | | | | |
| | | | | | | | UEANL | URETA | | 15.15 | 15.15 | | | | | | | | | |

| UNBUNDLED NETWORK ELEMENTS - Georgia | | | | | | | | | | | Att: 2 Exh: A | | | | |
|---|---|---------|------|-------|--------|-----------|--------------|-------|-------------------------|----------------------------------|--------------------------------------|--|--|---|---|
| CATEGORY | RATE ELEMENTS | Interim | Zone | BCS | USOC | RATES(\$) | | | | Svc Order Submitted Elec per LSR | Svc Order Submitted Manually per LSR | Incremental Charge - Manual Svc Order vs. Electronic-1st | Incremental Charge - Manual Svc Order vs. Electronic-Add'l | Incremental Charge - Manual Svc Order vs. Electronic-Disc 1st | Incremental Charge - Manual Svc Order vs. Electronic-Disc Add'l |
| | | | | | | Rec | Nonrecurring | | Nonrecurring Disconnect | | OSS Rates(\$) | | | | |
| | | | | | | | First | Add'l | First | Add'l | SOMEC | SOMAN | SOMAN | SOMAN | SOMAN |
| | Manual Order Coordination for UVL-SL1s (per loop) | | | UEANL | UEAMC | | 18.90 | 18.90 | 5.61 | 1.72 | | | | | |
| | Order Coordination for Specified Conversion Time for UVL-SL1 (per LSR) | | | UEANL | OCOSL | | 57.73 | | | | | | | | |
| | Unbundled Non-Design Voice Loop, billing for AT&T providing make-up (Engineering Information - E.I.) | | | UEANL | UEANM | | 7.29 | 7.29 | | | | | | | |
| | Unbundled Loop Service Rearrangement, change in loop facility, per circuit | | | UEANL | UREWO | | 15.75 | 8.92 | 5.61 | 1.72 | | | | | |
| | Bulk Migration, per 2 Wire Voice Loop-SL1 | | | UEANL | UREPN | | 39.98 | 9.98 | 5.61 | 1.72 | | | | | |
| | Bulk Migration Order Coordination, per 2 Wire Voice Loop-SL1 | | | UEANL | UREPM | | 18.90 | 18.90 | | | | | | | |
| 2-WIRE UNBUNDLED COPPER LOOP - NON-DESIGNED | | | | | | | | | | | | | | | |
| | 2 Wire Unbundled Copper Loop Non-Designed- Zone 1 | | 1 | UEQ | UEQ2X | 11.02 | 44.69 | 22.40 | | | | | | | |
| | 2 Wire Unbundled Copper Loop Non-Designed- Zone 2 | | 2 | UEQ | UEQ2X | 12.72 | 44.69 | 22.40 | | | | | | | |
| | 2 Wire Unbundled Copper Loop Non-Designed- Zone 3 | | 3 | UEQ | UEQ2X | 20.22 | 44.69 | 22.40 | | | | | | | |
| | Tag Loop at End User Premise | | | UEQ | URETL | | 8.92 | 0.88 | | | | | | | |
| | Loop Testing - Basic 1st Half Hour | | | UEQ | URET1 | | 26.64 | 0.00 | | | | | | | |
| | Loop Testing - Basic Additional Half Hour | | | UEQ | URETA | | 15.15 | 15.15 | | | | | | | |
| | Manual Order Coordination 2 Wire Unbundled Copper Loop - Non-Designed (per loop) | | | UEQ | USBMC | | 18.90 | 18.90 | | | | | | | |
| | Unbundled Copper Loop - Non-Design, billing for AT&T providing make-up (Engineering Information - E.I.) | | | UEQ | UEQMU | | 7.29 | 7.29 | | | | | | | |
| | Unbundled Loop Service Rearrangement, change in loop facility, per circuit | | | UEQ | UREWO | | 14.25 | 7.42 | | | | | | | |
| | Bulk Migration, per 2 Wire UCL-ND | | | UEQ | UREPN | | 44.69 | 22.40 | | | | | | | |
| | Bulk Migration Order Coordination, per 2 Wire UCL-ND | | | UEQ | UREPM | | 18.90 | 18.90 | | | | | | | |
| UNBUNDLED EXCHANGE ACCESS LOOP | | | | | | | | | | | | | | | |
| 2-WIRE ANALOG VOICE GRADE LOOP | | | | | | | | | | | | | | | |
| | 2-Wire Analog Voice Grade Loop - Service Level 2 w/Loop or Ground Start Signaling - Zone 1 | | 1 | UEA | UEAL2 | 13.32 | 79.78 | 24.62 | 18.90 | 7.86 | | | | | |
| | 2-Wire Analog Voice Grade Loop - Service Level 2 w/Loop or Ground Start Signaling - Zone 2 | | 2 | UEA | UEAL2 | 18.66 | 79.78 | 24.62 | 18.90 | 7.86 | | | | | |
| | 2-Wire Analog Voice Grade Loop - Service Level 2 w/Loop or Ground Start Signaling - Zone 3 | | 3 | UEA | UEAL2 | 36.33 | 79.78 | 24.62 | 18.90 | 7.86 | | | | | |
| | 2-Wire Analog Voice Grade Loop - Service Level 2 w/Reverse Battery Signaling - Zone 1 | | 1 | UEA | UEAR2 | 13.32 | 79.78 | 24.62 | 18.90 | 7.86 | | | | | |
| | 2-Wire Analog Voice Grade Loop - Service Level 2 w/Reverse Battery Signaling - Zone 2 | | 2 | UEA | UEAR2 | 18.66 | 79.78 | 24.62 | 18.90 | 7.86 | | | | | |
| | 2-Wire Analog Voice Grade Loop - Service Level 2 w/Reverse Battery Signaling - Zone 3 | | 3 | UEA | UEAR2 | 36.33 | 79.78 | 24.62 | 18.90 | 7.86 | | | | | |
| | Switch-As-Is Conversion rate per UNE Loop, Single LSR, (per DS0) | | | UEA | URES L | | 6.54 | 6.54 | | | | | | | |
| | Switch-As-Is Conversion rate per UNE Loop, Spreadsheet, (per DS0) | | | UEA | URES P | | 6.54 | 6.54 | | | | | | | |
| | Unbundled Loop Service Rearrangement, change in loop facility, per circuit | | | UEA | UREWO | | 87.72 | 36.36 | | | | | | | |
| | Loop Tagging - Service Level 2 (SL2) | | | UEA | URETL | | 11.19 | 1.10 | | | | | | | |
| | Bulk Migration, per 2 Wire Voice Loop-SL2 | | | UEA | UREPN | | 79.78 | 24.62 | | | | | | | |
| | Bulk Migration Order Coordination, per 2 Wire Voice Loop-SL2 | | | UEA | UREPM | | 0.00 | 0.00 | | | | | | | |
| 4-WIRE ANALOG VOICE GRADE LOOP | | | | | | | | | | | | | | | |
| | 4-Wire Analog Voice Grade Loop - Zone 1 | | 1 | UEA | UEAL4 | 21.04 | 92.92 | 28.14 | 19.50 | 8.12 | | | | | |
| | 4-Wire Analog Voice Grade Loop - Zone 2 | | 2 | UEA | UEAL4 | 24.49 | 92.92 | 28.14 | 19.50 | 8.12 | | | | | |
| | 4-Wire Analog Voice Grade Loop - Zone 3 | | 3 | UEA | UEAL4 | 33.40 | 92.92 | 28.14 | 19.50 | 8.12 | | | | | |
| | Switch-As-Is Conversion rate per UNE Loop, Single LSR, (per DS0) | | | UEA | URES L | | 6.54 | 6.54 | | | | | | | |
| | Switch-As-Is Conversion rate per UNE Loop, Spreadsheet, (per DS0) | | | UEA | URES P | | 6.54 | 6.54 | | | | | | | |
| | Unbundled Loop Service Rearrangement, change in loop facility, per circuit | | | UEA | UREWO | | 87.72 | 36.36 | | | | | | | |
| 2-WIRE ISDN DIGITAL GRADE LOOP | | | | | | | | | | | | | | | |
| | 2-Wire ISDN Digital Grade Loop - Zone 1 | | 1 | UDN | U1L2X | 21.89 | 180.06 | 35.25 | 18.23 | 6.97 | | | | | |
| | 2-Wire ISDN Digital Grade Loop - Zone 2 | | 2 | UDN | U1L2X | 25.27 | 180.06 | 35.25 | 18.23 | 6.97 | | | | | |
| | 2-Wire ISDN Digital Grade Loop - Zone 3 | | 3 | UDN | U1L2X | 40.17 | 180.06 | 35.25 | 18.23 | 6.97 | | | | | |
| | Unbundled Loop Service Rearrangement, change in loop facility, per circuit | | | UDN | UREWO | | 120.98 | 33.04 | | | | | | | |
| 2-WIRE ASYMMETRICAL DIGITAL SUBSCRIBER LINE (ADSL) COMPATIBLE LOOP | | | | | | | | | | | | | | | |

| UNBUNDLED NETWORK ELEMENTS - Georgia | | | | | | | | | | | Att: 2 Exh: A | | | | | |
|---|---|---------|------|-----|-------|-----------|--------------|-------|-------------------------|-------|----------------------------------|--------------------------------------|--|--|---|---|
| CATEGORY | RATE ELEMENTS | Interim | Zone | BCS | USOC | RATES(\$) | | | | | Svc Order Submitted Elec per LSR | Svc Order Submitted Manually per LSR | Incremental Charge - Manual Svc Order vs. Electronic-1st | Incremental Charge - Manual Svc Order vs. Electronic-Add'l | Incremental Charge - Manual Svc Order vs. Electronic-Disc 1st | Incremental Charge - Manual Svc Order vs. Electronic-Disc Add'l |
| | | | | | | Rec | Nonrecurring | | Nonrecurring Disconnect | | OSS Rates(\$) | | | | | |
| | | | | | | | First | Add'l | First | Add'l | SOMEC | SOMAN | SOMAN | SOMAN | SOMAN | SOMAN |
| | 2 Wire Unbundled ADSL Loop including manual service inquiry & facility reservation - Zone 1 | | 1 | UAL | UAL2X | 11.23 | 44.69 | 31.55 | 0.00 | 0.00 | | | | | | |
| | 2 Wire Unbundled ADSL Loop including manual service inquiry & facility reservation - Zone 2 | | 2 | UAL | UAL2X | 12.97 | 44.69 | 31.55 | 0.00 | 0.00 | | | | | | |
| | 2 Wire Unbundled ADSL Loop including manual service inquiry & facility reservation - Zone 3 | | 3 | UAL | UAL2X | 20.62 | 44.69 | 31.55 | 0.00 | 0.00 | | | | | | |
| | 2 Wire Unbundled ADSL Loop without manual service inquiry & facility reservation - Zone 1 | | 1 | UAL | UAL2W | 11.23 | 44.69 | 31.55 | 0.00 | 0.00 | | | | | | |
| | 2 Wire Unbundled ADSL Loop without manual service inquiry & facility reservation - Zone 2 | | 2 | UAL | UAL2W | 12.97 | 44.69 | 31.55 | 0.00 | 0.00 | | | | | | |
| | 2 Wire Unbundled ADSL Loop without manual service inquiry & facility reservation - Zone 3 | | 3 | UAL | UAL2W | 20.62 | 44.69 | 31.55 | 0.00 | 0.00 | | | | | | |
| | Unbundled Loop Service Rearrangement, change in loop facility, per circuit | | | UAL | UREWO | | 44.69 | 29.29 | | | | | | | | |
| 2-WIRE HIGH BIT RATE DIGITAL SUBSCRIBER LINE (HDSL) COMPATIBLE LOOP | | | | | | | | | | | | | | | | |
| | 2 Wire Unbundled HDSL Loop including manual service inquiry & facility reservation - Zone 1 | | 1 | UHL | UHL2X | 7.88 | 44.69 | 31.55 | 0.00 | 0.00 | | | | | | |
| | 2 Wire Unbundled HDSL Loop including manual service inquiry & facility reservation - Zone 2 | | 2 | UHL | UHL2X | 9.09 | 44.69 | 31.55 | 0.00 | 0.00 | | | | | | |
| | 2 Wire Unbundled HDSL Loop including manual service inquiry & facility reservation - Zone 3 | | 3 | UHL | UHL2X | 14.48 | 44.69 | 31.55 | 0.00 | 0.00 | | | | | | |
| | 2 Wire Unbundled HDSL Loop without manual service inquiry and facility reservation - Zone 1 | | 1 | UHL | UHL2W | 7.88 | 44.69 | 31.55 | 0.00 | 0.00 | | | | | | |
| | 2 Wire Unbundled HDSL Loop without manual service inquiry and facility reservation - Zone 2 | | 2 | UHL | UHL2W | 9.09 | 44.69 | 31.55 | 0.00 | 0.00 | | | | | | |
| | 2 Wire Unbundled HDSL Loop without manual service inquiry and facility reservation - Zone 3 | | 3 | UHL | UHL2W | 14.48 | 44.69 | 31.55 | 0.00 | 0.00 | | | | | | |
| | Unbundled Loop Service Rearrangement, change in loop facility, per circuit | | | UHL | UREWO | | 44.69 | 31.55 | | | | | | | | |
| 4-WIRE HIGH BIT RATE DIGITAL SUBSCRIBER LINE (HDSL) COMPATIBLE LOOP | | | | | | | | | | | | | | | | |
| | 4 Wire Unbundled HDSL Loop including manual service inquiry and facility reservation - Zone 1 | | 1 | UHL | UHL4X | 10.39 | 44.69 | 31.55 | 0.00 | 0.00 | | | | | | |
| | 4-Wire Unbundled HDSL Loop including manual service inquiry and facility reservation - Zone 2 | | 2 | UHL | UHL4X | 12.00 | 44.69 | 31.55 | 0.00 | 0.00 | | | | | | |
| | 4-Wire Unbundled HDSL Loop including manual service inquiry and facility reservation - Zone 3 | | 3 | UHL | UHL4X | 19.07 | 44.69 | 31.55 | 0.00 | 0.00 | | | | | | |
| | 4-Wire Unbundled HDSL Loop without manual service inquiry and facility reservation - Zone 1 | | 1 | UHL | UHL4W | 10.39 | 44.69 | 31.55 | 0.00 | 0.00 | | | | | | |
| | 4-Wire Unbundled HDSL Loop without manual service inquiry and facility reservation - Zone 2 | | 2 | UHL | UHL4W | 12.00 | 44.69 | 31.55 | 0.00 | 0.00 | | | | | | |
| | 4-Wire Unbundled HDSL Loop without manual service inquiry and facility reservation - Zone 3 | | 3 | UHL | UHL4W | 19.07 | 44.69 | 31.55 | 0.00 | 0.00 | | | | | | |
| | Unbundled Loop Service Rearrangement, change in loop facility, per circuit | | | UHL | UREWO | | 44.69 | 31.55 | | | | | | | | |
| 4-WIRE DS1 DIGITAL LOOP | | | | | | | | | | | | | | | | |
| | 4-Wire DS1 Digital Loop - Zone 1 | | 1 | USL | USLXX | 49.41 | 211.72 | 72.42 | 38.20 | 7.19 | | | | | | |
| | 4-Wire DS1 Digital Loop - Zone 2 | | 2 | USL | USLXX | 52.55 | 211.72 | 72.42 | 38.20 | 7.19 | | | | | | |
| | 4-Wire DS1 Digital Loop - Zone 3 | | 3 | USL | USLXX | 68.40 | 211.72 | 72.42 | 38.20 | 7.19 | | | | | | |
| | Switch-As-Is Conversion rate per UNE Loop, Single LSR, (per DS1) | | | USL | URES | | 6.54 | 6.54 | | | | | | | | |
| | Switch-As-Is Conversion rate per UNE Loop, Spreadsheet, (per DS1) | | | USL | URES | | 6.54 | 6.54 | | | | | | | | |
| | Unbundled Loop Service Rearrangement, change in loop facility, per circuit | | | USL | UREWO | | 100.91 | 42.97 | | | | | | | | |
| 4-WIRE 19.2, 56 OR 64 KBPS DIGITAL GRADE LOOP | | | | | | | | | | | | | | | | |
| | 4 Wire Unbundled Digital Loop 2.4 Kbps - Zone 1 | | 1 | UDL | UDL2X | 25.81 | 196.47 | 36.96 | 18.80 | 7.19 | | | | | | |
| | 4 Wire Unbundled Digital Loop 2.4 Kbps - Zone 2 | | 2 | UDL | UDL2X | 31.54 | 196.47 | 36.96 | 18.80 | 7.19 | | | | | | |
| | 4 Wire Unbundled Digital Loop 2.4 Kbps - Zone 3 | | 3 | UDL | UDL2X | 42.38 | 196.47 | 36.96 | 18.80 | 7.19 | | | | | | |
| | 4 Wire Unbundled Digital Loop 4.8 Kbps - Zone 1 | | 1 | UDL | UDL4X | 25.81 | 196.47 | 36.96 | 18.80 | 7.19 | | | | | | |
| | 4 Wire Unbundled Digital Loop 4.8 Kbps - Zone 2 | | 2 | UDL | UDL4X | 31.54 | 196.47 | 36.96 | 18.80 | 7.19 | | | | | | |
| | 4 Wire Unbundled Digital Loop 4.8 Kbps - Zone 3 | | 3 | UDL | UDL4X | 42.38 | 196.47 | 36.96 | 18.80 | 7.19 | | | | | | |
| | 4 Wire Unbundled Digital Loop 9.6 Kbps - Zone 1 | | 1 | UDL | UDL9X | 25.81 | 196.47 | 36.96 | 18.80 | 7.19 | | | | | | |
| | 4 Wire Unbundled Digital Loop 9.6 Kbps - Zone 2 | | 2 | UDL | UDL9X | 31.54 | 196.47 | 36.96 | 18.80 | 7.19 | | | | | | |
| | 4 Wire Unbundled Digital Loop 9.6 Kbps - Zone 3 | | 3 | UDL | UDL9X | 42.38 | 196.47 | 36.96 | 18.80 | 7.19 | | | | | | |

| UNBUNDLED NETWORK ELEMENTS - Georgia | | | | | | | | | | | Att: 2 Exh: A | | | | | |
|--|--|---------|------|------------------------------|-------|-----------|--------------|-------|-------------------------|-------|----------------------------------|--------------------------------------|--|--|---|---|
| CATEGORY | RATE ELEMENTS | Interim | Zone | BCS | USOC | RATES(\$) | | | | | Svc Order Submitted Elec per LSR | Svc Order Submitted Manually per LSR | Incremental Charge - Manual Svc Order vs. Electronic-1st | Incremental Charge - Manual Svc Order vs. Electronic-Add'l | Incremental Charge - Manual Svc Order vs. Electronic-Disc 1st | Incremental Charge - Manual Svc Order vs. Electronic-Disc Add'l |
| | | | | | | Rec | Nonrecurring | | Nonrecurring Disconnect | | OSS Rates(\$) | | | | | |
| | | | | | | | First | Add'l | First | Add'l | SOMECS | SOMAN | SOMAN | SOMAN | SOMAN | SOMAN |
| | 4 Wire Unbundled Digital 19.2 Kbps - Zone 1 | | 1 | UDL | UDL19 | 25.81 | 196.47 | 36.96 | 18.80 | 7.19 | | | | | | |
| | 4 Wire Unbundled Digital 19.2 Kbps - Zone 2 | | 2 | UDL | UDL19 | 31.54 | 196.47 | 36.96 | 18.80 | 7.19 | | | | | | |
| | 4 Wire Unbundled Digital 19.2 Kbps - Zone 3 | | 3 | UDL | UDL19 | 42.38 | 196.47 | 36.96 | 18.80 | 7.19 | | | | | | |
| | 4 Wire Unbundled Digital Loop 56 Kbps - Zone 1 | | 1 | UDL | UDL56 | 25.81 | 196.47 | 36.96 | 18.80 | 7.19 | | | | | | |
| | 4 Wire Unbundled Digital Loop 56 Kbps - Zone 2 | | 2 | UDL | UDL56 | 31.54 | 196.47 | 36.96 | 18.80 | 7.19 | | | | | | |
| | 4 Wire Unbundled Digital Loop 56 Kbps - Zone 3 | | 3 | UDL | UDL56 | 42.38 | 196.47 | 36.96 | 18.80 | 7.19 | | | | | | |
| | 4 Wire Unbundled Digital Loop 64 Kbps - Zone 1 | | 1 | UDL | UDL64 | 25.81 | 196.47 | 36.96 | 18.80 | 7.19 | | | | | | |
| | 4 Wire Unbundled Digital Loop 64 Kbps - Zone 2 | | 2 | UDL | UDL64 | 31.54 | 196.47 | 36.96 | 18.80 | 7.19 | | | | | | |
| | 4 Wire Unbundled Digital Loop 64 Kbps - Zone 3 | | 3 | UDL | UDL64 | 42.38 | 196.47 | 36.96 | 18.80 | 7.19 | | | | | | |
| | Switch-As-Is Conversion rate per UNE Loop, Single LSR, (per DS0) | | | UDL | URES | | 6.54 | 6.54 | | | | | | | | |
| | Switch-As-Is Conversion rate per UNE Loop, Spreadsheet, (per DS0) | | | UDL | URES | | 6.54 | 6.54 | | | | | | | | |
| | Unbundled Loop Service Rearrangement, change in loop facility, per circuit | | | UDL | UREWO | | 101.95 | 49.66 | | | | | | | | |
| 2-WIRE Unbundled COPPER LOOP | | | | | | | | | | | | | | | | |
| | 2-Wire Unbundled Copper Loop-Designed including manual service inquiry & facility reservation - Zone 1 | | 1 | UCL | UCLPB | 12.02 | 44.69 | 31.55 | 0.00 | 0.00 | | | | | | |
| | 2-Wire Unbundled Copper Loop-Designed including manual service inquiry & facility reservation - Zone 2 | | 2 | UCL | UCLPB | 13.88 | 44.69 | 31.55 | 0.00 | 0.00 | | | | | | |
| | 2 Wire Unbundled Copper Loop-Designed including manual service inquiry & facility reservation - Zone 3 | | 3 | UCL | UCLPB | 22.07 | 44.69 | 31.55 | 0.00 | 0.00 | | | | | | |
| | 2-Wire Unbundled Copper Loop-Designed without manual service inquiry and facility reservation - Zone 1 | | 1 | UCL | UCLPW | 12.02 | 44.69 | 31.55 | 0.00 | 0.00 | | | | | | |
| | 2-Wire Unbundled Copper Loop-Designed without manual service inquiry and facility reservation - Zone 2 | | 2 | UCL | UCLPW | 13.88 | 44.69 | 31.55 | 0.00 | 0.00 | | | | | | |
| | 2-Wire Unbundled Copper Loop-Designed without manual service inquiry and facility reservation - Zone 3 | | 3 | UCL | UCLPW | 22.07 | 44.69 | 31.55 | 0.00 | 0.00 | | | | | | |
| | Order Coordination for Unbundled Copper Loops (per loop) | | | UCL | UCLMC | | 18.90 | 18.90 | | | | | | | | |
| | Unbundled Loop Service Rearrangement, change in loop facility, per circuit | | | UCL | UREWO | | 44.69 | 31.55 | | | | | | | | |
| 4-WIRE COPPER LOOP | | | | | | | | | | | | | | | | |
| | 4-Wire Copper Loop-Designed including manual service inquiry and facility reservation - Zone 1 | | 1 | UCL | UCL4S | 16.65 | 44.69 | 31.55 | 0.00 | 0.00 | | | | | | |
| | 4-Wire Copper Loop-Designed including manual service inquiry and facility reservation - Zone 2 | | 2 | UCL | UCL4S | 19.22 | 44.69 | 31.55 | 0.00 | 0.00 | | | | | | |
| | 4-Wire Copper Loop-Designed including manual service inquiry and facility reservation - Zone 3 | | 3 | UCL | UCL4S | 30.55 | 44.69 | 31.55 | 0.00 | 0.00 | | | | | | |
| | 4-Wire Copper Loop-Designed without manual service inquiry and facility reservation - Zone 1 | | 1 | UCL | UCL4W | 16.65 | 44.69 | 31.55 | 0.00 | 0.00 | | | | | | |
| | 4-Wire Copper Loop-Designed without manual service inquiry and facility reservation - Zone 2 | | 2 | UCL | UCL4W | 19.22 | 44.69 | 31.55 | 0.00 | 0.00 | | | | | | |
| | 4-Wire Copper Loop-Designed without manual service inquiry and facility reservation - Zone 3 | | 3 | UCL | UCL4W | 30.55 | 44.69 | 31.55 | 0.00 | 0.00 | | | | | | |
| | Order Coordination for Unbundled Copper Loops (per loop) | | | UCL | UCLMC | | 18.90 | 18.90 | | | | | | | | |
| | Unbundled Loop Service Rearrangement, change in loop facility, per circuit | | | UCL | UREWO | | 44.69 | 31.55 | | | | | | | | |
| | Order Coordination for Specified Conversion Time (per LSR) | | | UEA, UDN, UAL, UHL, UDL, USL | OCOSL | | 57.73 | | | | | | | | | |
| Rearrangements | | | | | | | | | | | | | | | | |
| | EEL to UNE-L Retermination, per 2 Wire Unbundled Voice Loop-SL2 | | | UEA | UREEL | | 79.85 | 24.65 | | | | | | | | |
| | EEL to UNE-L Retermination, per 4 Wire Unbundled Voice Loop | | | UEA | UREEL | | 79.85 | 24.65 | | | | | | | | |
| | EEL to UNE-L Retermination, per 2 Wire ISDN Loop | | | UDN | UREEL | | 120.98 | 33.02 | | | | | | | | |
| | EEL to UNE-L Retermination, per 4 Wire Unmbundled Digital Loop | | | UDL | UREEL | | 101.95 | 49.66 | | | | | | | | |
| | EEL to UNE-L Retermination, per 4 Wire Unbundled DS1 Loop | | | USL | UREEL | | 100.91 | 42.97 | | | | | | | | |
| UNE LOOP COMMINGLING | | | | | | | | | | | | | | | | |
| 2-WIRE ANALOG VOICE GRADE LOOP - COMMINGLING | | | | | | | | | | | | | | | | |
| | 2-Wire Analog Voice Grade Loop - Service Level 2 w/Loop or Ground Start Signaling - Zone 1 | | 1 | NTCVG | UEAL2 | 13.32 | 79.78 | 24.62 | 18.90 | 7.86 | | | | | | |
| | 2-Wire Analog Voice Grade Loop - Service Level 2 w/Loop or Ground Start Signaling - Zone 2 | | 2 | NTCVG | UEAL2 | 18.66 | 79.78 | 24.62 | 18.90 | 7.86 | | | | | | |

| UNBUNDLED NETWORK ELEMENTS - Georgia | | | | | | | | | | | Att: 2 Exh: A | | | | |
|--|---------------|--|---------|------|----------------------|-------|-----------|--------------|-------|-------------------------|----------------------------------|--------------------------------------|--|---|---|
| CATEGORY | RATE ELEMENTS | | Interim | Zone | BCS | USOC | RATES(\$) | | | | Svc Order Submitted Elec per LSR | Svc Order Submitted Manually per LSR | Incremental Charge - Manual Svc Order vs. Electronic-1st | Incremental Charge - Manual Svc Order vs. Electronic-Disc 1st | Incremental Charge - Manual Svc Order vs. Electronic-Disc Add'l |
| | | | | | | | Rec | Nonrecurring | | Nonrecurring Disconnect | | OSS Rates(\$) | | | |
| | | | | | | | | First | Add'l | First | Add'l | SOMEC | SOMAN | SOMAN | SOMAN |
| | | 2-Wire Analog Voice Grade Loop - Service Level 2 w/Loop or Ground Start Signaling - Zone 3 | | 3 | NTCVG | UEAL2 | 36.33 | 79.78 | 24.62 | 18.90 | 7.86 | | | | |
| | | 2-Wire Analog Voice Grade Loop - Service Level 2 w/Reverse Battery Signaling - Zone 1 | | 1 | NTCVG | UEAR2 | 13.32 | 79.78 | 24.62 | 18.90 | 7.86 | | | | |
| | | 2-Wire Analog Voice Grade Loop - Service Level 2 w/Reverse Battery Signaling - Zone 2 | | 2 | NTCVG | UEAR2 | 18.66 | 79.78 | 24.62 | 18.90 | 7.86 | | | | |
| | | 2-Wire Analog Voice Grade Loop - Service Level 2 w/Reverse Battery Signaling - Zone 3 | | 3 | NTCVG | UEAR2 | 36.33 | 79.78 | 24.62 | 18.90 | 7.86 | | | | |
| | | Switch-As-Is Conversion rate per UNE Loop, Single LSR, (per DS0) | | | NTCVG | URES | | 6.54 | 6.54 | | | | | | |
| | | Switch-As-Is Conversion rate per UNE Loop, Spreadsheet, (per DS0) | | | NTCVG | URES | | 6.54 | 6.54 | | | | | | |
| | | Unbundled Loop Service Rearrangement, change in loop facility, per circuit | | | NTCVG | UREWO | | 87.72 | 36.36 | | | | | | |
| | | Loop Tagging - Service Level 2 (SL2) | | | NTCVG | URETL | | 11.19 | 1.10 | | | | | | |
| 4-WIRE ANALOG VOICE GRADE LOOP | | | | | | | | | | | | | | | |
| | | 4-Wire Analog Voice Grade Loop - Zone 1 | | 1 | NTCVG | UEAL4 | 21.04 | 92.92 | 28.14 | 19.50 | 8.12 | | | | |
| | | 4-Wire Analog Voice Grade Loop - Zone 2 | | 2 | NTCVG | UEAL4 | 24.49 | 92.92 | 28.14 | 19.50 | 8.12 | | | | |
| | | 4-Wire Analog Voice Grade Loop - Zone 3 | | 3 | NTCVG | UEAL4 | 33.40 | 92.92 | 28.14 | 19.50 | 8.12 | | | | |
| | | Switch-As-Is Conversion rate per UNE Loop, Single LSR, (per DS0) | | | NTCVG | URES | | 6.54 | 6.54 | | | | | | |
| | | Switch-As-Is Conversion rate per UNE Loop, Spreadsheet, (per DS0) | | | NTCVG | URES | | 6.54 | 6.54 | | | | | | |
| | | Unbundled Loop Service Rearrangement, change in loop facility, per circuit | | | NTCVG | UREWO | | 87.72 | 36.36 | | | | | | |
| 4-WIRE DS1 DIGITAL LOOP - COMMINGLING | | | | | | | | | | | | | | | |
| | | 4-Wire DS1 Digital Loop - Zone 1 | | 1 | NTCD1 | USLXX | 49.41 | 211.72 | 72.42 | 38.20 | 7.19 | | | | |
| | | 4-Wire DS1 Digital Loop - Zone 2 | | 2 | NTCD1 | USLXX | 52.55 | 211.72 | 72.42 | 38.20 | 7.19 | | | | |
| | | 4-Wire DS1 Digital Loop - Zone 3 | | 3 | NTCD1 | USLXX | 68.40 | 211.72 | 72.42 | 38.20 | 7.19 | | | | |
| | | Switch-As-Is Conversion rate per UNE Loop, Single LSR, (per DS1) | | | NTCD1 | URES | | 6.54 | 6.54 | | | | | | |
| | | Switch-As-Is Conversion rate per UNE Loop, Spreadsheet, (per DS1) | | | NTCD1 | URES | | 6.54 | 6.54 | | | | | | |
| | | Unbundled Loop Service Rearrangement, change in loop facility, per circuit | | | NTCD1 | UREWO | | 100.91 | 42.97 | | | | | | |
| 4-WIRE 19.2, 56 OR 64 KBPS DIGITAL GRADE LOOP - COMMINGLING | | | | | | | | | | | | | | | |
| | | 4 Wire Unbundled Digital Loop 2.4 Kbps - Zone 1 | | 1 | NTCUD | UDL2X | 25.81 | 196.47 | 36.96 | 18.80 | 7.19 | | | | |
| | | 4 Wire Unbundled Digital Loop 2.4 Kbps - Zone 2 | | 2 | NTCUD | UDL2X | 31.54 | 196.47 | 36.96 | 18.80 | 7.19 | | | | |
| | | 4 Wire Unbundled Digital Loop 2.4 Kbps - Zone 3 | | 3 | NTCUD | UDL2X | 42.38 | 196.47 | 36.96 | 18.80 | 7.19 | | | | |
| | | 4 Wire Unbundled Digital Loop 4.8 Kbps - Zone 1 | | 1 | NTCUD | UDL4X | 25.81 | 196.47 | 36.96 | 18.80 | 7.19 | | | | |
| | | 4 Wire Unbundled Digital Loop 4.8 Kbps - Zone 2 | | 2 | NTCUD | UDL4X | 31.54 | 196.47 | 36.96 | 18.80 | 7.19 | | | | |
| | | 4 Wire Unbundled Digital Loop 4.8 Kbps - Zone 3 | | 3 | NTCUD | UDL4X | 42.38 | 196.47 | 36.96 | 18.80 | 7.19 | | | | |
| | | 4 Wire Unbundled Digital Loop 9.6 Kbps - Zone 1 | | 1 | NTCUD | UDL9X | 25.81 | 196.47 | 36.96 | 18.80 | 7.19 | | | | |
| | | 4 Wire Unbundled Digital Loop 9.6 Kbps - Zone 2 | | 2 | NTCUD | UDL9X | 31.54 | 196.47 | 36.96 | 18.80 | 7.19 | | | | |
| | | 4 Wire Unbundled Digital Loop 9.6 Kbps - Zone 3 | | 3 | NTCUD | UDL9X | 42.38 | 196.47 | 36.96 | 18.80 | 7.19 | | | | |
| | | 4 Wire Unbundled Digital 19.2 Kbps - Zone 1 | | 1 | NTCUD | UDL19 | 25.81 | 196.47 | 36.96 | 18.80 | 7.19 | | | | |
| | | 4 Wire Unbundled Digital 19.2 Kbps - Zone 2 | | 2 | NTCUD | UDL19 | 31.54 | 196.47 | 36.96 | 18.80 | 7.19 | | | | |
| | | 4 Wire Unbundled Digital 19.2 Kbps - Zone 3 | | 3 | NTCUD | UDL19 | 42.38 | 196.47 | 36.96 | 18.80 | 7.19 | | | | |
| | | 4 Wire Unbundled Digital Loop 56 Kbps - Zone 1 | | 1 | NTCUD | UDL56 | 25.81 | 196.47 | 36.96 | 18.80 | 7.19 | | | | |
| | | 4 Wire Unbundled Digital Loop 56 Kbps - Zone 2 | | 2 | NTCUD | UDL56 | 31.54 | 196.47 | 36.96 | 18.80 | 7.19 | | | | |
| | | 4 Wire Unbundled Digital Loop 56 Kbps - Zone 3 | | 3 | NTCUD | UDL56 | 42.38 | 196.47 | 36.96 | 18.80 | 7.19 | | | | |
| | | 4 Wire Unbundled Digital Loop 64 Kbps - Zone 1 | | 1 | NTCUD | UDL64 | 25.81 | 196.47 | 36.96 | 18.80 | 7.19 | | | | |
| | | 4 Wire Unbundled Digital Loop 64 Kbps - Zone 2 | | 2 | NTCUD | UDL64 | 31.54 | 196.47 | 36.96 | 18.80 | 7.19 | | | | |
| | | 4 Wire Unbundled Digital Loop 64 Kbps - Zone 3 | | 3 | NTCUD | UDL64 | 42.38 | 196.47 | 36.96 | 18.80 | 7.19 | | | | |
| | | Switch-As-Is Conversion rate per UNE Loop, Single LSR, (per DS0) | | | NTCUD | URES | | 6.54 | 6.54 | | | | | | |
| | | Switch-As-Is Conversion rate per UNE Loop, Spreadsheet, (per DS0) | | | NTCUD | URES | | 6.54 | 6.54 | | | | | | |
| | | Unbundled Loop Service Rearrangement, change in loop facility, per circuit | | | NTCUD | UREWO | | 101.95 | 49.66 | | | | | | |
| | | Order Coordination for Specified Conversion Time (per LSR) | | | NTCVG, NTCUD, NTCDD1 | OCOSL | | 57.73 | | | | | | | |
| End-to-End Testing | | | | | | | | | | | | | | | |
| MAINTENANCE OF SERVICE | | | | | | | | | | | | | | | |

| UNBUNDLED NETWORK ELEMENTS - Georgia | | | | | | | | | | | | | Att: 2 Exh: A | | | |
|--------------------------------------|---------------|---|---------|------|---|-------|-----------|--------------|-------|-------------------------|----------------------------------|--------------------------------------|--|--|---|---|
| CATEGORY | RATE ELEMENTS | | Interim | Zone | BCS | USOC | RATES(\$) | | | | Svc Order Submitted Elec per LSR | Svc Order Submitted Manually per LSR | Incremental Charge - Manual Svc Order vs. Electronic-1st | Incremental Charge - Manual Svc Order vs. Electronic-Add'l | Incremental Charge - Manual Svc Order vs. Electronic-Disc 1st | Incremental Charge - Manual Svc Order vs. Electronic-Disc Add'l |
| | | | | | | | Rec | Nonrecurring | | Nonrecurring Disconnect | | OSS Rates(\$) | | | | |
| | | | | | | | | First | Add'l | First | Add'l | SOMEc | SOMAN | SOMAN | SOMAN | SOMAN |
| | | Maintenance of Service Charge, Basic Time, per half hour | | | UDC, UEA, UDL, UDN, USL, UAL, UHL, UCL, NTCVG, NTCUD, NTCD1, U1TD1, U1TD3, U1TDX, U1TS1, U1TVX, UDF, UDFCX, UDLSX, UE3, ULDD1, ULDD3, ULDDX, ULDS1, ULDVX, UNC1X, UNC3X, UNCDX, UNCSX, UNCVX, ULS | MVVBT | | 80.00 | 55.00 | | | | | | | |
| | | Maintenance of Service Charge, Overtime, per half hour | | | UDC, UEA, UDL, UDN, USL, UAL, UHL, UCL, NTCVG, NTCUD, NTCD1, U1TD1, U1TD3, U1TDX, U1TS1, U1TVX, UDF, UDFCX, UDLSX, UE3, ULDD1, ULDD3, ULDDX, ULDS1, ULDVX, UNC1X, UNC3X, UNCDX, UNCSX, UNCVX, ULS | MVVOT | | 90.00 | 65.00 | | | | | | | |
| | | Maintenance of Service Charge, Premium, per half hour | | | UDC, UEA, UDL, UDN, USL, UAL, UHL, UCL, NTCVG, NTCUD, NTCD1, U1TD1, U1TD3, U1TDX, U1TS1, U1TVX, UDF, UDFCX, UDLSX, UE3, ULDD1, ULDD3, ULDDX, ULDS1, ULDVX, UNC1X, UNC3X, UNCDX, UNCSX, UNCVX, ULS | MVVPT | | 100.00 | 75.00 | | | | | | | |
| LOOP MODIFICATION | | | | | | | | | | | | | | | | |
| | | Unbundled Loop Modification, Removal of Load Coils - 2 Wire pair less than or equal to 18k ft, per Unbundled Loop | | | UAL, UHL, UCL, UEQ, ULS, UEA, UEANL, UEPSR, UEPSB | ULM2L | | 29.97 | | | | | | | | |
| | | Unbundled Loop Modification Removal of Load Coils - 4 Wire less than or equal to 18K ft, per Unbundled Loop | | | UHL, UCL, UEA | ULM4L | | 68.11 | | | | | | | | |
| | | Unbundled Loop Modification Removal of Bridged Tap Removal, per Unbundled Loop | | | UAL, UHL, UCL, UEQ, ULS, UEA, UEANL, UEPSR, UEPSB | ULMBT | | 17.91 | | | | | | | | |
| SUB-LOOPS | | | | | | | | | | | | | | | | |
| Sub-Loop Distribution | | | | | | | | | | | | | | | | |
| | | Sub-Loop - Per Cross Box Location - CLEC Feeder Facility Set-Up | | | UEANL, UEF | USBSA | | 255.51 | | | | | | | | |
| | | Sub-Loop - Per Cross Box Location - Per 25 Pair Panel Set-Up | | | UEANL, UEF | USBSB | | 7.29 | | | | | | | | |
| | | Sub-Loop - Per Building Equipment Room - CLEC Feeder Facility Set-Up | | | UEANL | USBSC | | 174.92 | | | | | | | | |
| | | Sub-Loop - Per Building Equipment Room - Per 25 Pair Panel Set-Up | | | UEANL | USBSD | | 51.56 | | | | | | | | |

| UNBUNDLED NETWORK ELEMENTS - Georgia | | | | | | | | | | | Att: 2 Exh: A | | | | |
|--|---|---------|------|--|-------|-----------|--------------|-------|-------------------------|----------------------------------|--------------------------------------|--|--|---|---|
| CATEGORY | RATE ELEMENTS | Interim | Zone | BCS | USOC | RATES(\$) | | | | Svc Order Submitted Elec per LSR | Svc Order Submitted Manually per LSR | Incremental Charge - Manual Svc Order vs. Electronic-1st | Incremental Charge - Manual Svc Order vs. Electronic-Add'l | Incremental Charge - Manual Svc Order vs. Electronic-Disc 1st | Incremental Charge - Manual Svc Order vs. Electronic-Disc Add'l |
| | | | | | | Rec | Nonrecurring | | Nonrecurring Disconnect | | OSS Rates(\$) | | | | |
| | | | | | | | First | Add'l | First | Add'l | SOMEC | SOMAN | SOMAN | SOMAN | SOMAN |
| | Unbundled Sub-Loops, Riser Cable, 2-Wire per Loop, Working and Spare Loop Activation | | | UEANL | USBRC | 3.71 | 28.43 | 3.85 | 2.20 | 0.01 | | | | | |
| | Unbundled Sub-Loops, Riser Cable, 4-Wire per Loop, Working and Spare Loop Activation | | | UEANL | USBRD | 7.90 | 31.04 | 4.79 | 2.27 | 0.01 | | | | | |
| | Sub-Loop Distribution Per 2-Wire Analog Voice Grade Loop - Zone 1 | | 1 | UEANL | USBN2 | 7.45 | 28.43 | 3.85 | 2.20 | 0.01 | | | | | |
| | Sub-Loop Distribution Per 2-Wire Analog Voice Grade Loop - Zone 2 | | 2 | UEANL | USBN2 | 11.18 | 28.43 | 3.85 | 2.20 | 0.01 | | | | | |
| | Sub-Loop Distribution Per 2-Wire Analog Voice Grade Loop - Zone 3 | | 3 | UEANL | USBN2 | 21.46 | 28.43 | 3.85 | 2.20 | 0.01 | | | | | |
| | Sub-Loop Distribution Per 4-Wire Analog Voice Grade Loop - Zone 1 | | 1 | UEANL | USBN4 | 6.91 | 31.04 | 4.79 | 2.27 | 0.01 | | | | | |
| | Sub-Loop Distribution Per 4-Wire Analog Voice Grade Loop - Zone 2 | | 2 | UEANL | USBN4 | 10.98 | 31.04 | 4.79 | 2.27 | 0.01 | | | | | |
| | Sub-Loop Distribution Per 4-Wire Analog Voice Grade Loop - Zone 3 | | 3 | UEANL | USBN4 | 20.32 | 31.04 | 4.79 | 2.27 | 0.01 | | | | | |
| | Order Coordination for Unbundled Sub-Loops, per sub-loop pair | | | UEANL | USBMC | | 18.90 | 18.90 | | | | | | | |
| | Sub-Loop 2-Wire Intrabuilding Network Cable (INC) | | | UEANL | USBR2 | 3.71 | 28.43 | 3.85 | 2.20 | 0.01 | | | | | |
| | Order Coordination for Unbundled Sub-Loops, per sub-loop pair | | | UEANL | USBMC | | 18.90 | 18.90 | | | | | | | |
| | Sub-Loop 4-Wire Intrabuilding Network Cable (INC) | | | UEANL | USBR4 | 7.90 | 31.04 | 4.79 | 2.27 | 0.01 | | | | | |
| | Order Coordination for Unbundled Sub-Loops, per sub-loop pair | | | UEANL | USBMC | | 18.90 | 18.90 | | | | | | | |
| | Loop Testing - Basic 1st Half Hour | | | UEANL | URET1 | | 26.64 | 0.00 | | | | | | | |
| | Loop Testing - Basic Additional Half Hour | | | UEANL | URETA | | 15.15 | 15.15 | | | | | | | |
| | 2 Wire Copper Unbundled Sub-Loop Distribution - Zone 1 | | 1 | UEF | UCS2X | 6.88 | 28.43 | 3.85 | 2.20 | 0.01 | | | | | |
| | 2 Wire Copper Unbundled Sub-Loop Distribution - Zone 2 | | 2 | UEF | UCS2X | 8.32 | 28.43 | 3.85 | 2.20 | 0.01 | | | | | |
| | 2 Wire Copper Unbundled Sub-Loop Distribution - Zone 3 | | 3 | UEF | UCS2X | 10.26 | 28.43 | 3.85 | 2.20 | 0.01 | | | | | |
| | Order Coordination for Unbundled Sub-Loops, per sub-loop pair | | | UEF | USBMC | | 18.90 | 18.90 | | | | | | | |
| | 4 Wire Copper Unbundled Sub-Loop Distribution - Zone 1 | | 1 | UEF | UCS4X | 7.55 | 31.04 | 4.79 | 2.27 | 0.01 | | | | | |
| | 4 Wire Copper Unbundled Sub-Loop Distribution - Zone 2 | | 2 | UEF | UCS4X | 7.12 | 31.04 | 4.79 | 2.27 | 0.01 | | | | | |
| | 4 Wire Copper Unbundled Sub-Loop Distribution - Zone 3 | | 3 | UEF | UCS4X | 10.26 | 31.04 | 4.79 | 2.27 | 0.01 | | | | | |
| | Order Coordination for Unbundled Sub-Loops, per sub-loop pair | | | UEF | USBMC | | 18.90 | 18.90 | | | | | | | |
| | Loop tagging Service Level 1, Unbundled Copper Loop, Non-Designed and Distribution Subloops | | | UEF, UEANL | URETL | | 8.92 | 0.88 | | | | | | | |
| | Loop Testing - Basic 1st Half Hour | | | UEF | URET1 | | 26.64 | 0.00 | | | | | | | |
| | Loop Testing - Basic Additional Half Hour | | | UEF | URETA | | 15.15 | 15.15 | | | | | | | |
| Unbundled Sub-Loop Modification | | | | | | | | | | | | | | | |
| | Unbundled Sub-Loop Modification - 2-W Copper Dist Load Coil/Equip Removal per 2-W PR | | | UEF | ULM2X | | 0.00 | 0.00 | | | | | | | |
| | Unbundled Sub-loop Modification - 4-W Copper Dist Load Coil/Equip Removal per 4-W PR | | | UEF | ULM4X | | 0.00 | 0.00 | | | | | | | |
| | Unbundled Loop Modification, Removal of bridge Tap, per unbundled loop | | | UEF | ULMBT | | 0.00 | 0.00 | | | | | | | |
| Unbundled Network Terminating Wire (UNTW) | | | | | | | | | | | | | | | |
| | Unbundled Network Terminating Wire (UNTW) per Pair | | | UENTW | UENPP | 0.5325 | 25.10 | 12.27 | | | | | | | |
| Network Interface Device (NID) | | | | | | | | | | | | | | | |
| | Network Interface Device (NID) - 1-2 lines | | | UENTW | UND12 | | 32.82 | 20.67 | | | | | | | |
| | Network Interface Device (NID) - 1-6 lines | | | UENTW | UND16 | | 55.97 | 43.82 | | | | | | | |
| | Network Interface Device Cross Connect - 2 W | | | UENTW | UNDC2 | | 2.45 | 2.45 | | | | | | | |
| | Network Interface Device Cross Connect - 4W | | | UENTW | UNDC4 | | 2.45 | 2.45 | | | | | | | |
| UNE OTHER, PROVISIONING ONLY - NO RATE | | | | | | | | | | | | | | | |
| | | | | UAL, UCL, UDC, UDL, UDN, UEA, UHL, UEANL, UEF, UEQ, UENTW, NTCVG, NTCUD, NTCD1, USL, | | | | | | | | | | | |
| | Unbundled Contact Name, Provisioning Only - no rate | | | | UNECD | 0.00 | 0.00 | | | | | | | | |
| | Unbundled DS1 Loop - Superframe Format Option - no rate | | | USL, NTCD1 | CCOSF | | 0.00 | | | | | | | | |
| | Unbundled DS1 Loop - Expanded Superframe Format option - no rate | | | USL, NTCD1 | CCOEF | | 0.00 | | | | | | | | |

| UNBUNDLED NETWORK ELEMENTS - Georgia | | | | | | | | | | | | | | Att: 2 Exh: A | | | | |
|--|---------------|--|--|--|---------|------|-------------|-------|-----------|--------------|-------|-------------------------|----------------------------------|--------------------------------------|--|--|---|---|
| CATEGORY | RATE ELEMENTS | | | | Interim | Zone | BCS | USOC | RATES(\$) | | | | Svc Order Submitted Elec per LSR | Svc Order Submitted Manually per LSR | Incremental Charge - Manual Svc Order vs. Electronic-1st | Incremental Charge - Manual Svc Order vs. Electronic-Add'l | Incremental Charge - Manual Svc Order vs. Electronic-Disc 1st | Incremental Charge - Manual Svc Order vs. Electronic-Disc Add'l |
| | | | | | | | | | | | | | | | | | | |
| | | | | | | | | | Rec | Nonrecurring | | Nonrecurring Disconnect | | OSS Rates(\$) | | | | |
| | | | | | | | | | | First | Add'l | First | Add'l | SOME C | SOMAN | SOMAN | SOMAN | SOMAN |
| | | | | | | | UENTW | UNDBX | 0.00 | 0.00 | | | | | | | | |
| | | | | | | | UENTW | UENCE | 0.00 | 0.00 | | | | | | | | |
| LOOP MAKE-UP | | | | | | | | | | | | | | | | | | |
| | | | | | | | UMK | UMKLW | | 15.18 | 15.18 | | | | | | | |
| | | | | | | | UMK | UMKLP | | 19.83 | 19.83 | | | | | | | |
| | | | | | | | UMK | UMKMQ | | 0.823 | 0.823 | | | | | | | |
| LINE SPLITTING | | | | | | | | | | | | | | | | | | |
| END USER ORDERING-CENTRAL OFFICE BASED | | | | | | | | | | | | | | | | | | |
| | | | | | | | UEPSR UEPSB | UREOS | 0.61 | | | | | | | | | |
| | | | | | | | UEPSR UEPSB | UREBP | 0.0197 | 34.43 | 22.35 | 10.38 | 7.34 | | | | | |
| | | | | | | | UEPSR UEPSB | UREBV | 0.0188 | 34.43 | 22.35 | 10.38 | 7.34 | | | | | |
| END USER ORDERING - REMOTE SITE LINE SPLITTING | | | | | | | | | | | | | | | | | | |
| | | | | | | | UEPSR UEPSB | URERS | 0.61 | 57.13 | 23.12 | 7.11 | 7.11 | | | | | |
| | | | | | | | UEPSR UEPSB | URERA | | 54.10 | 21.46 | | | | | | | |
| UNBUNDLED EXCHANGE ACCESS LOOP | | | | | | | | | | | | | | | | | | |
| 2-WIRE ANALOG VOICE GRADE LOOP | | | | | | | | | | | | | | | | | | |
| | | | | | | 1 | UEPSR UEPSB | UEARS | 6.52 | 28.46 | 3.85 | 2.20 | 0.01 | | | | | |
| | | | | | | 2 | UEPSR UEPSB | UEARS | 10.18 | 28.46 | 3.85 | 2.20 | 0.01 | | | | | |
| | | | | | | 3 | UEPSR UEPSB | UEARS | 19.51 | 28.46 | 3.85 | 2.20 | 0.01 | | | | | |
| UNE Loop Rates for Line Splitting (In Ga. PSC ordered the line splitting loop USOCs match the lower port-loop combo rates UEPLX) | | | | | | | | | | | | | | | | | | |
| | | | | | | 1 | UEPSR UEPSB | UEALS | 10.98 | 10.04 | 7.35 | 1.37 | 1.28 | | | | | |
| | | | | | | 1 | UEPSR UEPSB | UEABS | 10.98 | 10.04 | 7.35 | 1.37 | 1.28 | | | | | |
| | | | | | | 2 | UEPSR UEPSB | UEALS | 16.30 | 10.04 | 7.35 | 1.37 | 1.28 | | | | | |
| | | | | | | 2 | UEPSR UEPSB | UEABS | 16.30 | 10.04 | 7.35 | 1.37 | 1.28 | | | | | |
| | | | | | | 3 | UEPSR UEPSB | UEALS | 34.73 | 10.04 | 7.35 | 1.37 | 1.28 | | | | | |
| | | | | | | 3 | UEPSR UEPSB | UEABS | 34.73 | 10.04 | 7.35 | 1.37 | 1.28 | | | | | |
| PHYSICAL COLLOCATION | | | | | | | | | | | | | | | | | | |
| | | | | | | | UEPSR UEPSB | PE1LS | 0.0202 | 0.00 | 0.00 | | | | | | | |
| VIRTUAL COLLOCATION | | | | | | | | | | | | | | | | | | |
| | | | | | | | UEPSR UEPSB | VE1LS | 0.0192 | 0.00 | 0.00 | 0.00 | 0.00 | | | | | |
| UNBUNDLED DEDICATED TRANSPORT | | | | | | | | | | | | | | | | | | |
| INTEROFFICE CHANNEL - DEDICATED TRANSPORT | | | | | | | | | | | | | | | | | | |
| | | | | | | | U1TVX | 1L5XX | 0.0059 | | | | | | | | | |
| | | | | | | | U1TVX | U1TV2 | 13.15 | 48.41 | 19.46 | 16.56 | 4.99 | | | | | |
| | | | | | | | U1TVX | 1L5XX | 0.0059 | | | | | | | | | |
| | | | | | | | U1TVX | U1TR2 | 13.15 | 48.41 | 19.46 | 16.56 | 4.99 | | | | | |
| | | | | | | | U1TVX | 1L5XX | 0.0059 | | | | | | | | | |
| | | | | | | | U1TVX | U1TV4 | 11.01 | 48.41 | 19.46 | 16.56 | 4.99 | | | | | |
| | | | | | | | U1TDX | 1L5XX | 0.0059 | | | | | | | | | |
| | | | | | | | U1TDX | U1TD5 | 8.00 | 48.41 | 19.46 | 16.56 | 4.99 | | | | | |
| | | | | | | | U1TDX | 1L5XX | 0.0059 | | | | | | | | | |
| | | | | | | | U1TDX | U1TD6 | 8.00 | 48.41 | 19.46 | 16.56 | 4.99 | | | | | |
| | | | | | | | U1TD1 | 1L5XX | 0.1199 | | | | | | | | | |
| | | | | | | | U1TD1 | U1TF1 | 34.93 | 110.92 | 80.20 | 31.33 | 21.71 | | | | | |
| | | | | | | | U1TD3 | 1L5XX | 2.63 | | | | | | | | | |
| | | | | | | | U1TD3 | U1TF3 | 349.42 | 320.16 | 86.24 | 66.71 | 52.76 | | | | | |
| | | | | | | | U1TS1 | 1L5XX | 2.63 | | | | | | | | | |
| | | | | | | | U1TS1 | U1TFS | 366.43 | 320.16 | 86.24 | 66.71 | 52.76 | | | | | |
| UNBUNDLED DARK FIBER | | | | | | | | | | | | | | | | | | |
| | | | | | | | UDF, UDFCX | 1L5DF | 24.17 | | | | | | | | | |

| UNBUNDLED NETWORK ELEMENTS - Georgia | | | | | | | | | | | | | | Att: 2 Exh: A | | | | | |
|---|---------------|--|--|--|---------|------|-----|--------------------------|-----------|--------------|----------|-------------------------|----------------------------------|--------------------------------------|--|--|---|---|--|
| CATEGORY | RATE ELEMENTS | | | | Interim | Zone | BCS | USOC | RATES(\$) | | | | Svc Order Submitted Elec per LSR | Svc Order Submitted Manually per LSR | Incremental Charge - Manual Svc Order vs. Electronic-1st | Incremental Charge - Manual Svc Order vs. Electronic-Add'l | Incremental Charge - Manual Svc Order vs. Electronic-Disc 1st | Incremental Charge - Manual Svc Order vs. Electronic-Disc Add'l | |
| | | | | | | | | | Rec | Nonrecurring | | Nonrecurring Disconnect | | OSS Rates(\$) | | | | | |
| | | | | | | | | | | First | Add'l | First | Add'l | SOMEC | SOMAN | SOMAN | SOMAN | SOMAN | |
| | | Dark Fiber - Interoffice Transport, Per Four Fiber Strands, Per Route Mile Or Fraction Thereof | | | | | | UDF, UDFCX | UDF14 | | 1,774.79 | 89.66 | 73.57 | 18.69 | | | | | |
| HIGH CAPACITY UNBUNDLED LOCAL LOOP | | | | | | | | | | | | | | | | | | | |
| DS-3/STS-1 UNBUNDLED LOCAL LOOP - Stand Alone | | | | | | | | | | | | | | | | | | | |
| | | DS3 Unbundled Local Loop - per mile | | | | | | UE3 | 1L5ND | 11.40 | | | | | | | | | |
| | | DS3 Unbundled Local Loop - Facility Termination | | | | | | UE3 | UE3PX | 258.44 | 1,751.51 | 131.77 | 112.80 | 75.81 | | | | | |
| | | STS-1Unbundled Local Loop - per mile | | | | | | UDLSX | 1L5ND | 11.40 | | | | | | | | | |
| | | STS-1 Unbundled Local Loop - Facility Termination | | | | | | UDLSX | UDLS1 | 349.42 | 1,751.51 | 131.77 | 112.80 | 75.81 | | | | | |
| ENHANCED EXTENDED LINK (EELS) | | | | | | | | | | | | | | | | | | | |
| Network Elements Used in Combinations | | | | | | | | | | | | | | | | | | | |
| | | 2-Wire VG Loop (SL2) in Combination - Zone 1 | | | | | 1 | UNCVX | UEAL2 | 13.32 | 195.75 | 36.35 | 18.40 | 6.86 | | | | | |
| | | 2-Wire VG Loop (SL2) in Combination - Zone 2 | | | | | 2 | UNCVX | UEAL2 | 18.66 | 195.75 | 36.35 | 18.40 | 6.86 | | | | | |
| | | 2-Wire VG Loop (SL2) in Combination - Zone 3 | | | | | 3 | UNCVX | UEAL2 | 36.33 | 195.75 | 36.35 | 18.40 | 6.86 | | | | | |
| | | 4-Wire Analog Voice Grade Loop in Combination - Zone 1 | | | | | 1 | UNCVX | UEAL4 | 21.04 | 195.75 | 36.35 | 18.40 | 6.86 | | | | | |
| | | 4-Wire Analog Voice Grade Loop in Combination - Zone 2 | | | | | 2 | UNCVX | UEAL4 | 24.49 | 195.75 | 36.35 | 18.40 | 6.86 | | | | | |
| | | 4-Wire Analog Voice Grade Loop in Combination - Zone 3 | | | | | 3 | UNCVX | UEAL4 | 33.40 | 195.75 | 36.35 | 18.40 | 6.86 | | | | | |
| | | 2-Wire ISDN Loop in Combination - Zone 1 | | | | | 1 | UNCNX | U1L2X | 22.73 | 195.75 | 36.35 | 18.40 | 6.86 | | | | | |
| | | 2-Wire ISDN Loop in Combination - Zone 2 | | | | | 2 | UNCNX | U1L2X | 29.11 | 195.75 | 36.35 | 18.40 | 6.86 | | | | | |
| | | 2-Wire ISDN Loop in Combination - Zone 3 | | | | | 3 | UNCNX | U1L2X | 46.42 | 195.75 | 36.35 | 18.40 | 6.86 | | | | | |
| | | 4-Wire 56Kbps Digital Grade Loop in Combination - Zone 1 | | | | | 1 | UNCDX | UDL56 | 25.81 | 195.75 | 36.35 | 18.40 | 6.86 | | | | | |
| | | 4-Wire 56Kbps Digital Grade Loop in Combination - Zone 2 | | | | | 2 | UNCDX | UDL56 | 31.54 | 195.75 | 36.35 | 18.40 | 6.86 | | | | | |
| | | 4-Wire 56Kbps Digital Grade Loop in Combination - Zone 3 | | | | | 3 | UNCDX | UDL56 | 42.38 | 195.75 | 36.35 | 18.40 | 6.86 | | | | | |
| | | 4-Wire 64Kbps Digital Grade Loop in Combination - Zone 1 | | | | | 1 | UNCDX | UDL64 | 25.81 | 195.75 | 36.35 | 18.40 | 6.86 | | | | | |
| | | 4-Wire 64Kbps Digital Grade Loop in Combination - Zone 2 | | | | | 2 | UNCDX | UDL64 | 31.54 | 195.75 | 36.35 | 18.40 | 6.86 | | | | | |
| | | 4-Wire 64Kbps Digital Grade Loop in Combination - Zone 3 | | | | | 3 | UNCDX | UDL64 | 42.38 | 195.75 | 36.35 | 18.40 | 6.86 | | | | | |
| | | 4-Wire DS1 Digital Loop in Combination - Zone 1 | | | | | 1 | UNC1X | USLXX | 49.41 | 209.25 | 70.37 | 37.87 | 6.86 | | | | | |
| | | 4-Wire DS1 Digital Loop in Combination - Zone 2 | | | | | 2 | UNC1X | USLXX | 52.55 | 209.25 | 70.37 | 37.87 | 6.86 | | | | | |
| | | 4-Wire DS1 Digital Loop in Combination - Zone 3 | | | | | 3 | UNC1X | USLXX | 68.40 | 209.25 | 70.37 | 37.87 | 6.86 | | | | | |
| | | DS3 Local Loop in combination - per mile | | | | | | UNC3X | 1L5ND | 11.40 | | | | | | | | | |
| | | DS3 Local Loop in combination - Facility Termination | | | | | | UNC3X | UE3PX | 258.44 | 1,259.23 | 628.22 | 41.49 | 20.74 | | | | | |
| | | STS-1 Local Loop in combination - per mile | | | | | | UNC3X | 1L5ND | 11.40 | | | | | | | | | |
| | | STS-1 Local Loop in combination - Facility Termination | | | | | | UNC3X | UDLS1 | 349.42 | 1,259.23 | 628.22 | 41.49 | 20.74 | | | | | |
| | | Interoffice Channel in combination - 2-wire VG - per mile | | | | | | UNCVX | 1L5XX | 0.0059 | | | | | | | | | |
| | | Interoffice Channel in combination - 2-wire VG - Facility Termination | | | | | | UNCVX | U1TV2 | 13.15 | 66.47 | 33.57 | 43.38 | 27.57 | | | | | |
| | | Interoffice Channel in combination - 4-wire VG - per mile | | | | | | UNCVX | 1L5XX | 0.0059 | | | | | | | | | |
| | | Interoffice Channel in combination - 4-wire VG - Facility Termination | | | | | | UNCVX | U1TV4 | 10.78 | 66.47 | 33.57 | 43.38 | 27.57 | | | | | |
| | | Interoffice Channel in combination - 4-wire 56 kbps - per mile | | | | | | UNCDX | 1L5XX | 0.0059 | | | | | | | | | |
| | | Interoffice Channel in combination - 4-wire 56 kbps - Facility Termination | | | | | | UNCDX | U1TD5 | 8.00 | 66.47 | 33.57 | 43.38 | 27.57 | | | | | |
| | | Interoffice Channel in combination - 4-wire 64 kbps - per mile | | | | | | UNCDX | 1L5XX | 0.0059 | | | | | | | | | |
| | | Interoffice Channel in combination - 4-wire 64 kbps - Facility Termination | | | | | | UNCDX | U1TD6 | 8.00 | 66.47 | 33.57 | 43.38 | 27.57 | | | | | |
| | | Interoffice Channel in combination - DS1 - per mile | | | | | | UNC1X | 1L5XX | 0.1199 | | | | | | | | | |
| | | Interoffice Channel in combination - DS1 Facility Termination | | | | | | UNC1X | U1TF1 | 34.93 | 87.67 | 45.69 | 43.76 | 27.95 | | | | | |
| | | Interoffice Channel in combination - DS3 - per mile | | | | | | UNC3X | 1L5XX | 2.63 | | | | | | | | | |
| | | Interoffice Channel in combination - DS3 - Facility Termination | | | | | | UNC3X | U1TF3 | 349.42 | 325.59 | 76.99 | 49.51 | 32.85 | | | | | |
| | | Interoffice Channel in combination - STS-1 - per mile | | | | | | UNC3X | 1L5XX | 2.63 | | | | | | | | | |
| | | Interoffice Channel in combination - STS-1 Facility Termination | | | | | | UNC3X | U1TFS | 366.43 | 325.59 | 76.99 | 49.51 | 32.85 | | | | | |
| ADDITIONAL NETWORK ELEMENTS | | | | | | | | | | | | | | | | | | | |
| Optional Features & Functions: | | | | | | | | | | | | | | | | | | | |
| | | Clear Channel Capability Extended Frame Option - per DS1 | | | | I | | U1TD1, ULDD1,UNC1X | CCOEF | | 0.00 | | | | | | | | |
| | | Clear Channel Capability Super FrameOption - per DS1 | | | | I | | U1TD1, ULDD1,UNC1X | CCOSF | | 0.00 | | | | | | | | |
| | | Clear Channel Capability (SF/ESF) Option - Subsequent Activity - per DS1 | | | | I | | ULDD1, U1TD1, UNC1X, USL | NRCCC | | 184.62 | 23.78 | 2.03 | 0.79 | | | | | |
| | | C-bit Parity Option - Subsequent Activity - per DS3 | | | | i | | U1TD3, ULDD3, UE3, UNC3X | NRCCC3 | | 218.74 | 7.66 | 0.7591 | 0.00 | | | | | |
| | | DS1/DS0 Channel System | | | | | | UNC1X | MQ1 | 71.23 | 86.01 | 0.00 | 0.00 | 0.00 | | | | | |
| | | DS3/DS1Channel System | | | | | | UNC3X, UNC3X | MQ3 | 124.39 | 0.00 | 0.00 | 0.00 | 0.00 | | | | | |
| | | Voice Grade COCI in combination | | | | | | UNCVX | 1D1VG | 0.479 | 27.30 | 2.90 | 16.85 | 1.04 | | | | | |

| UNBUNDLED NETWORK ELEMENTS - Georgia | | | | | | | | | | | Att: 2 Exh: A | | | | |
|---|---|---------|------|---|--------|-----------|--------------|-------|-------------------------|----------------------------------|--------------------------------------|--|--|---|---|
| CATEGORY | RATE ELEMENTS | Interim | Zone | BCS | USOC | RATES(\$) | | | | Svc Order Submitted Elec per LSR | Svc Order Submitted Manually per LSR | Incremental Charge - Manual Svc Order vs. Electronic-1st | Incremental Charge - Manual Svc Order vs. Electronic-Add'l | Incremental Charge - Manual Svc Order vs. Electronic-Disc 1st | Incremental Charge - Manual Svc Order vs. Electronic-Disc Add'l |
| | | | | | | Rec | Nonrecurring | | Nonrecurring Disconnect | | OSS Rates(\$) | | | | |
| | | | | | | | First | Add'l | First | Add'l | SOMEC | SOMAN | SOMAN | SOMAN | SOMAN |
| | Voice Grade COCI - for 2W-SL2 & 4W Voice Grade Local Loop | | | UEA | 1D1VG | 0.479 | 27.30 | 2.90 | 16.85 | 1.04 | | | | | |
| | Voice Grade COCI - for connection to a channelized DS1 Local Channel in the same SWC as collocation | | | U1TUC | 1D1VG | 0.479 | 27.30 | 2.90 | 16.85 | 1.04 | | | | | |
| | OCU-DP COCI (2.4-64kbs) in combination | | | UNC DX | 1D1DD | 1.02 | 27.30 | 2.90 | 16.85 | 1.04 | | | | | |
| | OCU-DP COCI (2.4-64kbs) - for Unbundled Digital Loop | | | UDL | 1D1DD | 1.02 | 27.30 | 2.90 | 16.85 | 1.04 | | | | | |
| | OCU-DP COCI (2.4-64kbs) - for connection to a channelized DS1 Local Channel in the same SWC as collocation | | | U1TUD | 1D1DD | 1.02 | 27.30 | 2.90 | 16.85 | 1.04 | | | | | |
| | 2-wire ISDN COCI (BRITE) in combination | | | UNCNX | UC1CA | 1.70 | 27.30 | 2.90 | 16.85 | 1.04 | | | | | |
| | 2-wire ISDN COCI (BRITE) - for a Local Loop | | | UDN | UC1CA | 1.70 | 27.30 | 2.90 | 16.85 | 1.04 | | | | | |
| | 2-wire ISDN COCI (BRITE) - for connection to a channelized DS1 Local Channel in the same SWC as collocation | | | U1TUB | UC1CA | 1.70 | 27.30 | 2.90 | 16.85 | 1.04 | | | | | |
| | DS1 COCI in combination | | | UNC1X | UC1D1 | 7.50 | 27.30 | 2.90 | 16.85 | 1.04 | | | | | |
| | DS1 COCI - for Stand Alone Local Channel | | | ULDD1 | UC1D1 | 7.50 | 27.30 | 2.90 | 16.85 | 1.04 | | | | | |
| | DS1 COCI - for Stand Alone Interoffice Channel | | | U1TD1 | UC1D1 | 7.50 | 27.30 | 2.90 | 16.85 | 1.04 | | | | | |
| | DS1 COCI - for DS1 Local Loop | | | USL, NTCD1 | UC1D1 | 7.50 | 27.30 | 2.90 | 16.85 | 1.04 | | | | | |
| | DS1 COCI - for connection to a channelized DS1 Local Channel in the same SWC as collocation | | | U1TUA | UC1D1 | 7.50 | 27.30 | 2.90 | 16.85 | 1.04 | | | | | |
| | Wholesale - UNE, Switch-As-Is Conversion Charge | | | UNCVX, UNCDX, UNC1X, UNC3X, UNCSX, UDFCX, XDH1X, HFQ6, XDD2X, XDV6X, XDDFX, XDD4X, HFRST, UNCNX | UNCCC | | 5.69 | 5.69 | 6.60 | 6.60 | | | | | |
| | Unbundled Misc Rate Element, SNE SAI, Single Network Element - Switch As Is Non-recurring Charge, per circuit (LSR) | i | | U1TVX, U1TDX, U1TD1, U1TD3, U1TS1, UDF, UE3 | URES L | | 5.69 | 5.69 | 6.60 | 6.60 | | | | | |
| | Unbundled Misc Rate Element, SNE SAI, Single Network Element - Switch As Is Non-recurring Charge, incremental charge per circuit on a spreadsheet | i | | U1TVX, U1TDX, U1TD1, U1TD3, U1TS1, UDF, UE3 | URES P | | 5.69 | 5.69 | 6.60 | 6.60 | | | | | |
| Access to DCS - Customer Reconfiguration (FlexServ) | | | | | | | | | | | | | | | |
| | Customer Reconfiguration Establishment | | | | | | 1.40 | | 1.63 | | | | | | |
| | DS1 DCS Termination with DS0 Switching | | | | | 20.08 | 24.87 | 18.91 | 15.02 | 11.94 | | | | | |
| | DS1 DCS Termination with DS1 Switching | | | | | 7.24 | 18.16 | 12.19 | 11.13 | 8.05 | | | | | |
| | DS3 DCS Termination with DS1 Switching | | | | | 128.34 | 24.87 | 18.91 | 15.02 | 11.94 | | | | | |
| Node (Synchronet) | | | | | | | | | | | | | | | |
| | Node per month | | | UNC DX | UNCNT | 13.98 | | | | | | | | | |
| Service Rearrangements | | | | | | | | | | | | | | | |
| | NRC - Change in Facility Assignment per circuit Service Rearrangement | i | | U1TVX, U1TDX, U1TUC, U1TUD, U1TUB, ULDVX, ULDDX, UNCVX, UNCDX, UNC1X | URETD | | 100.91 | 42.97 | | | | | | | |
| | NRC - Change in Facility Assignment per circuit Project Management (added to CFA per circuit if project managed) | i | | U1TVX, U1TDX, U1TUC, U1TUD, U1TUB, ULDVX, ULDDX, UNCVX, UNCDX, UNC1X | URETB | | 3.68 | 3.68 | | | | | | | |
| | NRC - Order Coordination Specific Time - Dedicated Transport | i | | UNC1X, UNC3X | OCOSR | | 18.89 | 18.89 | | | | | | | |
| COMMINGLING | | | | | | | | | | | | | | | |
| | Commingling Authorization | | | UNCVX, UNCDX, UNC1X, UNC3X, UNCSX, U1TD1, U1TD3, U1TS1, UE3, UDLSX, U1TVX, U1TDX, U1TUB, ULDVX, ULDD1, ULDD3, ULDS1 | CMGAU | 0.00 | 0.00 | 0.00 | 0.00 | 0.00 | | | | | |
| Commingled (UNE part of single bandwidth circuit and interfaces) | | | | | | | | | | | | | | | |
| | Commingled VG COCI | | | XDV2X | 1D1VG | 0.479 | 11.97 | 11.38 | 6.6 | 6.6 | | | | | |
| | Commingled Digital COCI | | | XDV6X | 1D1DD | 1.02 | 11.97 | 11.38 | 6.6 | 6.6 | | | | | |
| | Commingled ISDN COCI | | | XDD4X | UC1CA | 1.70 | 15.79 | 11.38 | 6.6 | 6.6 | | | | | |

UNBUNDLED NETWORK ELEMENTS - Georgia

| CATEGORY | RATE ELEMENTS | Interim | Zone | BCS | USOC | RATES(\$) | Svc Order Submitted Elec per LSR | Svc Order Submitted Manually per LSR | Incremental Charge - Manual Svc Order vs. Electronic-1st | Incremental Charge - Manual Svc Order vs. Electronic-Add'l | Incremental Charge - Manual Svc Order vs. Electronic-Disc 1st | Incremental Charge - Manual Svc Order vs. Electronic-Disc Add'l | | | | |
|--|---|---------|-------------------------|---------------------|---------------|-----------|----------------------------------|--------------------------------------|--|--|---|---|--|--|--|--|
| | | | | | | | | | | | | | | | | |
| | | | | | | | | | | | | | | | | |
| Rec | Nonrecurring | | Nonrecurring Disconnect | | OSS Rates(\$) | | | | | | | | | | | |
| | First | Add'l | First | Add'l | SOMEc | SOMAN | SOMAN | SOMAN | SOMAN | SOMAN | | | | | | |
| | Commingled 2-wire VG Interoffice Channel | | | XDV2X | U1TV2 | 13.15 | 48.41 | 19.46 | 16.56 | 4.99 | | | | | | |
| | Commingled 4-wire VG Interoffice Channel | | | XDV6X | U1TV4 | 10.78 | 48.41 | 19.46 | 16.56 | 4.99 | | | | | | |
| | Commingled 56kbps Interoffice Channel | | | XDD4X | U1TD5 | 8.00 | 48.41 | 9.46 | 16.56 | 4.99 | | | | | | |
| | Commingled 64kbps Interoffice Channel | | | XDD4X | U1TD6 | 8.00 | 48.41 | 19.46 | 16.56 | 4.99 | | | | | | |
| | Commingled VG/DS0 Interoffice Channel Mileage | | | XDV2X, XDV6X, XDD4X | 1L5XX | 0.0059 | | | | | | | | | | |
| | Commingled 2-wire Local Loop Zone 1 | | 1 | XDV2X | UEAL2 | 13.32 | 79.78 | 24.62 | 18.9 | 7.86 | | | | | | |
| | Commingled 2-wire Local Loop Zone 2 | | 2 | XDV2X | UEAL2 | 18.66 | 79.78 | 24.62 | 18.9 | 7.86 | | | | | | |
| | Commingled 2-wire Local Loop Zone 3 | | 3 | XDV2X | UEAL2 | 36.33 | 79.78 | 24.62 | 18.9 | 7.86 | | | | | | |
| | Commingled 4-wire Local Loop Zone 1 | | 1 | XDV6X | UEAL4 | 21.04 | 92.92 | 28.14 | 19.5 | 8.12 | | | | | | |
| | Commingled 4-wire Local Loop Zone 2 | | 2 | XDV6X | UEAL4 | 24.49 | 92.92 | 28.14 | 19.5 | 8.12 | | | | | | |
| | Commingled 4-wire Local Loop Zone 3 | | 3 | XDV6X | UEAL4 | 33.40 | 92.92 | 28.14 | 19.5 | 8.12 | | | | | | |
| | Commingled 56kbps Local Loop Zone 1 | | 1 | XDD4X | UDL56 | 25.81 | 196.47 | 36.96 | 18.8 | 7.19 | | | | | | |
| | Commingled 56kbps Local Loop Zone 2 | | 2 | XDD4X | UDL56 | 31.54 | 196.47 | 36.96 | 18.8 | 7.19 | | | | | | |
| | Commingled 56kbps Local Loop Zone 3 | | 3 | XDD4X | UDL56 | 42.38 | 196.47 | 36.96 | 18.8 | 7.19 | | | | | | |
| | Commingled 64kbps Local Loop Zone 1 | | 1 | XDD4X | UDL64 | 25.81 | 196.47 | 36.96 | 18.8 | 7.19 | | | | | | |
| | Commingled 64kbps Local Loop Zone 2 | | 2 | XDD4X | UDL64 | 31.54 | 196.47 | 36.96 | 18.8 | 7.19 | | | | | | |
| | Commingled 64kbps Local Loop Zone 3 | | 3 | XDD4X | UDL64 | 42.38 | 196.47 | 36.96 | 18.8 | 7.19 | | | | | | |
| | Commingled ISDN Local Loop Zone 1 | | 1 | XDD4X | U1L2X | 22.73 | 180.06 | 35.25 | 18.23 | 6.97 | | | | | | |
| | Commingled ISDN Local Loop Zone 2 | | 2 | XDD4X | U1L2X | 29.11 | 180.06 | 35.25 | 18.23 | 6.97 | | | | | | |
| | Commingled ISDN Local Loop Zone 3 | | 3 | XDD4X | U1L2X | 46.42 | 180.06 | 35.25 | 18.23 | 6.97 | | | | | | |
| | Commingled DS1 COCI | | | XDH1X | UC1D1 | 7.50 | 15.79 | 11.38 | 6.6 | 6.6 | | | | | | |
| | Commingled DS1 Interoffice Channel | | | XDH1X | U1TF1 | 34.93 | 110.92 | 80.2 | 31.33 | 21.71 | | | | | | |
| | Commingled DS1 Interoffice Channel Mileage | | | XDH1X | 1L5XX | 0.1199 | | | | | | | | | | |
| | Commingled DS1/DS0 Channel System | | | XDH1X | MQ1 | 71.23 | 105.57 | 41.55 | 23.73 | 4.19 | | | | | | |
| | Commingled DS1 Local Loop Zone 1 | | 1 | XDH1X | USLXX | 49.41 | 211.72 | 72.42 | 38.2 | 7.19 | | | | | | |
| | Commingled DS1 Local Loop Zone 2 | | 2 | XDH1X | USLXX | 52.55 | 211.72 | 72.42 | 38.2 | 7.19 | | | | | | |
| | Commingled DS1 Local Loop Zone 3 | | 3 | XDH1X | USLXX | 68.40 | 211.72 | 72.42 | 38.2 | 7.19 | | | | | | |
| | Commingled DS3 Local Loop | | | HFQC6 | UE3PX | 258.44 | 1,751.51 | 131.77 | 112.80 | 75.81 | | | | | | |
| | Commingled DS3/STS-1 Local Loop Mileage | | | HFQC6, HFRST | 1L5ND | 11.40 | | | | | | | | | | |
| | Commingled STS-1 Local Loop | | | HFRST | UDLS1 | 349.42 | 1,751.51 | 131.77 | 112.80 | 75.81 | | | | | | |
| | Commingled DS3/DS1 Channel System | | | HFQC6 | MQ3 | 124.39 | 224.26 | 71.76 | 39.97 | 31.04 | | | | | | |
| | Commingled DS3 Interoffice Channel | | | HFQC6 | U1TF3 | 349.42 | 320.16 | 86.24 | 66.71 | 52.76 | | | | | | |
| | Commingled DS3 Interoffice Channel Mileage | | | HFQC6 | 1L5XX | 2.63 | | | | | | | | | | |
| | Commingled STS-1 Interoffice Channel | | | HFRST | U1TFS | 366.43 | 325.59 | 76.99 | 49.51 | 32.85 | | | | | | |
| | Commingled STS-1 Interoffice Channel Mileage | | | HFRST | 1L5XX | 2.63 | | | | | | | | | | |
| | Commingled Dark Fiber - Interoffice Transport, Per Four Fiber Strands, Per Route Mile Or Fraction Thereof | | | HEQDL | 1L5DF | 24.17 | | | | | | | | | | |
| | Commingled Dark Fiber - Interoffice Transport, Per Four Fiber Strands, Per Route Mile Or Fraction Thereof | | | HEQDL | UDF14 | | 1,774.79 | 89.66 | 73.57 | 18.69 | | | | | | |
| | UNE to Commingled Conversion Tracking | | | XDH1X, HFQC6 | CMGUN | 0.00 | 0.00 | 0.00 | 0.00 | 0.00 | | | | | | |
| | SPA to Commingled Conversion Tracking | | | XDH1X, HFQC6 | CMGSP | 0.00 | 0.00 | 0.00 | 0.00 | 0.00 | | | | | | |
| LNP Query Service | | | | | | | | | | | | | | | | |
| | LNP Charge Per query | | | | | 0.0008227 | | | | | | | | | | |
| | LNP Service Establishment Manual | | | | | | 12.47 | | 11.07 | | | | | | | |
| | LNP Service Provisioning with Point Code Establishment | | | | | | 574.31 | 293.39 | 251.23 | 184.73 | | | | | | |
| 911 PBX LOCATE | | | | | | | | | | | | | | | | |
| 911 PBX LOCATE DATABASE CAPABILITY | | | | | | | | | | | | | | | | |
| | Service Establishment per CLEC per End User Account | | | 9PBDC | 9PBEU | | 1,825.00 | | | | | | | | | |
| | Changes to TN Range or Customer Profile | | | 9PBDC | 9PBTN | | 182.67 | | | | | | | | | |
| | Per Telephone Number (Monthly) | | | 9PBDC | 9PBMM | 0.07 | | | | | | | | | | |
| | Change Company (Service Provider) ID | | | 9PBDC | 9PBPC | | 536.23 | | | | | | | | | |
| | PBX Locate Service Support per CLEC (Monthlt) | | | 9PBDC | 9PBMR | 176.96 | | | | | | | | | | |
| | Service Order Charge | | | 9PBDC | 9PBSC | | 11.73 | | | | | | | | | |
| 911 PBX LOCATE TRANSPORT COMPONENT | | | | | | | | | | | | | | | | |
| See Att 3 | | | | | | | | | | | | | | | | |
| Note: Rates displaying an "I" in Interim column are interim as a result of a Commission order. | | | | | | | | | | | | | | | | |

| UNBUNDLED NETWORK ELEMENTS - Kentucky | | | | | | | | | | | Att: 2 Exh: A | | | | | |
|--|---|---------|------|---|-------|-----------|--------------|-------|-------------------------|----------------------------------|--------------------------------------|--|--|---|---|-------|
| CATEGORY | RATE ELEMENTS | Interim | Zone | BCS | USOC | RATES(\$) | | | | Svc Order Submitted Elec per LSR | Svc Order Submitted Manually per LSR | Incremental Charge - Manual Svc Order vs. Electronic-1st | Incremental Charge - Manual Svc Order vs. Electronic-Add'l | Incremental Charge - Manual Svc Order vs. Electronic-Disc 1st | Incremental Charge - Manual Svc Order vs. Electronic-Disc Add'l | |
| | | | | | | Rec | Nonrecurring | | Nonrecurring Disconnect | | OSS Rates(\$) | | | | | |
| | | | | | | | First | Add'l | First | Add'l | SOMEC | SOMAN | SOMAN | SOMAN | SOMAN | SOMAN |
| The "Zone" shown in the sections for stand-alone loops or loops as part of a combination refers to Geographically Deaveraged UNE Zones. To view Geographically Deaveraged UNE Zone Designations by Central Office, refer to internet Website: http://wholesale.att.com/ | | | | | | | | | | | | | | | | |
| OPERATIONS SUPPORT SYSTEMS (OSS) - "REGIONAL RATES" | | | | | | | | | | | | | | | | |
| NOTE: (1) CLEC should contact its contract negotiator if it prefers the "state specific" OSS charges as ordered by the State Commissions. The OSS charges currently contained in this rate exhibit are the AT&T "regional" service ordering charges. CLEC may elect either the state specific Commission ordered rates for the service ordering charges, or CLEC may elect the regional service ordering charge, however, CLEC can not obtain a mixture of the two regardless if CLEC has a interconnection contract established in each of the 9 states. | | | | | | | | | | | | | | | | |
| NOTE: (2) Any element that can be ordered electronically will be billed according to the SOMEC rate listed in this category. Please refer to AT&T's Local Ordering Handbook (LOH) to determine if a product can be ordered electronically. For those elements that cannot be ordered electronically at present per the LOH, the listed SOMEC rate in this category reflects the charge that would be billed to a CLEC once electronic ordering capabilities come on-line for that element. Otherwise, the manual ordering charge, SOMAN, will be applied to a CLECs bill when it submits an LSR to AT&T. | | | | | | | | | | | | | | | | |
| | OSS - Electronic Service Order Charge, Per Local Service Request (LSR) - UNE Only | | | | SOMEC | | 3.50 | 0.00 | 3.50 | 0.00 | | | | | | |
| | OSS - Manual Service Order Charge, Per Local Service Request (LSR) - UNE Only | | | | SOMAN | | 7.86 | 0.00 | 0.99 | 0.00 | | | | | | |
| UNE SERVICE DATE ADVANCEMENT CHARGE | | | | | | | | | | | | | | | | |
| NOTE: The Expedite charge will be maintained commensurate with BellSouth's FCC No.1 Tariff, Section 5 as applicable. | | | | | | | | | | | | | | | | |
| | UNE Expedite Charge per Circuit or Line Assignable USOC, per Day | | | UAL, UEANL, UCL, UEF, UDF, UEQ, UDL, UENTW, UDN, UEA, UHL, ULC, USL, U1T12, U1T48, U1TD1, U1TD3, U1TDX, U1TO3, U1TS1, U1TVX, UC1BC, UC1BL, UC1CC, UC1CL, UC1DC, UC1DL, UC1EC, UC1EL, UC1FC, UC1FL, UC1GC, UC1GL, UC1HC, UC1HL, UDL12, UDL48, UDLO3, UDL5X, UE3, ULD12, ULD48, ULDD1, ULDD3, ULDDX, ULDO3, ULDS1, ULDVX, UNC1X, UNC3X, UNCDX, UNCNX, UNCSX, UNCVX, UNLD1, UNLD3, UXTD1, UXTD3, UXTS1, U1TUC, U1TUD, U1TUB, U1TUA,NTCVG, NTCUD, NTCD1 | SDASP | | 200.00 | | | | | | | | | |
| ORDER MODIFICATION CHARGE | | | | | | | | | | | | | | | | |
| | Order Modification Charge (OMC) | | | | | | 33.37 | 0.00 | 0.00 | 0.00 | | | | | | |
| | Order Modification Additional Dispatch Charge (OMCAD) | | | | | | 150.00 | 0.00 | 0.00 | 0.00 | | | | | | |
| UNBUNDLED EXCHANGE ACCESS LOOP | | | | | | | | | | | | | | | | |
| 2-WIRE ANALOG VOICE GRADE LOOP | | | | | | | | | | | | | | | | |
| | 2-Wire Analog Voice Grade Loop - Service Level 1- Zone 1 | | 1 | UEANL | UEAL2 | | 10.56 | 46.66 | 22.57 | 26.65 | 7.65 | | | | | |
| | 2-Wire Analog Voice Grade Loop - Service Level 1- Zone 2 | | 2 | UEANL | UEAL2 | | 15.34 | 46.66 | 22.57 | 26.65 | 7.65 | | | | | |
| | 2-Wire Analog Voice Grade Loop - Service Level 1- Zone 3 | | 3 | UEANL | UEAL2 | | 31.11 | 46.66 | 22.57 | 26.65 | 7.65 | | | | | |
| | 2-Wire Analog Voice Grade Loop - Service Level 1- Zone 1 | | 1 | UEANL | UEASL | | 10.56 | 46.66 | 22.57 | 26.65 | 7.65 | | | | | |
| | 2-Wire Analog Voice Grade Loop - Service Level 1- Zone 2 | | 2 | UEANL | UEASL | | 15.34 | 46.66 | 22.57 | 26.65 | 7.65 | | | | | |
| | 2-Wire Analog Voice Grade Loop - Service Level 1- Zone 3 | | 3 | UEANL | UEASL | | 31.11 | 46.66 | 22.57 | 26.65 | 7.65 | | | | | |
| | Tag Loop at End User Premise | | | UEANL | URETL | | | 8.93 | 0.88 | | | | | | | |
| | Loop Testing - Basic 1st Half Hour | | | UEANL | URET1 | | | 46.88 | 0.00 | | | | | | | |
| | Loop Testing - Basic Additional Half Hour | | | UEANL | URETA | | | 24.16 | 24.16 | | | | | | | |
| | Manual Order Coordination for UVL-SL1s (per loop) | | | UEANL | UEAMC | | | 9.00 | 9.00 | | | | | | | |
| | Order Coordination for Specified Conversion Time for UVL-SL1 (per LSR) | | | UEANL | OCOSL | | | 23.01 | 23.01 | | | | | | | |

| UNBUNDLED NETWORK ELEMENTS - Kentucky | | | | | | | | | | | Att: 2 Exh: A | | | | |
|---|---|---------|------|-------|-------|-----------|--------------|--------|-------------------------|----------------------------------|--------------------------------------|--|--|---|---|
| CATEGORY | RATE ELEMENTS | Interim | Zone | BCS | USOC | RATES(\$) | | | | Svc Order Submitted Elec per LSR | Svc Order Submitted Manually per LSR | Incremental Charge - Manual Svc Order vs. Electronic-1st | Incremental Charge - Manual Svc Order vs. Electronic-Add'l | Incremental Charge - Manual Svc Order vs. Electronic-Disc 1st | Incremental Charge - Manual Svc Order vs. Electronic-Disc Add'l |
| | | | | | | Rec | Nonrecurring | | Nonrecurring Disconnect | | OSS Rates(\$) | | | | |
| | | | | | | | First | Add'l | First | Add'l | SOMEC | SOMAN | SOMAN | SOMAN | SOMAN |
| | Unbundled Non-Design Voice Loop, billing for AT&T providing make-up (Engineering Information - E.I.) | | | UEANL | UEANM | | 13.49 | 13.49 | | | | | | | |
| | Unbundled Loop Service Rearrangement, change in loop facility, per circuit | | | UEANL | UREWO | | 15.78 | 8.94 | 26.65 | 7.65 | | | | | |
| | Bulk Migration, per 2 Wire Voice Loop-SL1 | | | UEANL | UREPN | | 46.66 | 22.57 | 26.65 | 7.65 | | | | | |
| | Bulk Migration Order Coordination, per 2 Wire Voice Loop-SL1 | | | UEANL | UREPM | | 9.00 | 9.00 | | | | | | | |
| 2-WIRE Unbundled COPPER LOOP | | | | | | | | | | | | | | | |
| | 2-Wire Unbundled Copper Loop - Non-Designed Zone 1 | | 1 | UEQ | UEQ2X | 10.58 | 44.97 | 20.89 | 25.64 | 6.65 | | | | | |
| | 2 Wire Unbundled Copper Loop - Non-Designed - Zone 2 | | 2 | UEQ | UEQ2X | 11.51 | 44.97 | 20.89 | 25.64 | 6.65 | | | | | |
| | 2 Wire Unbundled Copper Loop - Non-Designed - Zone 3 | | 3 | UEQ | UEQ2X | 13.19 | 44.97 | 20.89 | 25.64 | 6.65 | | | | | |
| | Tag Loop at End User Premise | | | UEQ | URETL | | 8.93 | 0.88 | | | | | | | |
| | Loop Testing - Basic 1st Half Hour | | | UEQ | URET1 | | 46.88 | 0.00 | | | | | | | |
| | Loop Testing - Basic Additional Half Hour | | | UEQ | URETA | | 24.16 | 24.16 | | | | | | | |
| | Manual Order Coordination 2 Wire Unbundled Copper Loop - Non-Designed (per loop) | | | UEQ | USBMC | | 9.00 | 9.00 | | | | | | | |
| | Unbundled Copper Loop - Non-Design, billing for AT&T providing make-up (Engineering Information - E.I.) | | | UEQ | UEQMU | | 13.49 | 13.49 | | | | | | | |
| | Unbundled Loop Service Rearrangement, change in loop facility, per circuit | | | UEQ | UREWO | | 14.27 | 7.43 | 25.64 | 6.65 | | | | | |
| | Bulk Migration, per 2 Wire UCL-ND | | | UEQ | UREPN | | 44.97 | 20.89 | 25.64 | 6.65 | | | | | |
| | Bulk Migration Order Coordination, per 2 Wire UCL-ND | | | UEQ | UREPM | | 9.00 | 9.00 | | | | | | | |
| UNBUNDLED EXCHANGE ACCESS LOOP | | | | | | | | | | | | | | | |
| 2-WIRE ANALOG VOICE GRADE LOOP | | | | | | | | | | | | | | | |
| | 2-Wire Analog Voice Grade Loop - Service Level 2 w/Loop or Ground Start Signaling - Zone 1 | | 1 | UEA | UEAL2 | 12.67 | 134.89 | 81.87 | 73.65 | 14.88 | | | | | |
| | 2-Wire Analog Voice Grade Loop - Service Level 2 w/Loop or Ground Start Signaling - Zone 2 | | 2 | UEA | UEAL2 | 17.45 | 134.89 | 81.87 | 73.65 | 14.88 | | | | | |
| | 2-Wire Analog Voice Grade Loop - Service Level 2 w/Loop or Ground Start Signaling - Zone 3 | | 3 | UEA | UEAL2 | 33.22 | 134.89 | 81.87 | 73.65 | 14.88 | | | | | |
| | 2-Wire Analog Voice Grade Loop - Service Level 2 w/Reverse Battery Signaling - Zone 1 | | 1 | UEA | UEAR2 | 12.67 | 134.89 | 81.87 | 73.65 | 14.88 | | | | | |
| | 2-Wire Analog Voice Grade Loop - Service Level 2 w/Reverse Battery Signaling - Zone 2 | | 2 | UEA | UEAR2 | 17.45 | 134.89 | 81.87 | 73.65 | 14.88 | | | | | |
| | 2-Wire Analog Voice Grade Loop - Service Level 2 w/Reverse Battery Signaling - Zone 3 | | 3 | UEA | UEAR2 | 33.22 | 134.89 | 81.87 | 73.65 | 14.88 | | | | | |
| | Switch-As-Is Conversion rate per UNE Loop, Single LSR, (per DS0) | | | UEA | URES1 | | 24.96 | 3.52 | | | | | | | |
| | Switch-As-Is Conversion rate per UNE Loop, Spreadsheet, (per DS0) | | | UEA | URES1 | | 24.96 | 3.52 | | | | | | | |
| | Unbundled Loop Service Rearrangement, change in loop facility, per circuit | | | UEA | UREWO | | 87.72 | 36.36 | | | | | | | |
| | Loop Tagging - Service Level 2 (SL2) | | | UEA | URETL | | 11.21 | 1.10 | | | | | | | |
| | Bulk Migration, per 2 Wire Voice Loop-SL2 | | | UEA | UREPN | | 134.89 | 81.87 | | | | | | | |
| | Bulk Migration Order Coordination, per 2 Wire Voice Loop-SL2 | | | UEA | UREPM | | 0.00 | 0.00 | | | | | | | |
| 4-WIRE ANALOG VOICE GRADE LOOP | | | | | | | | | | | | | | | |
| | 4-Wire Analog Voice Grade Loop - Zone 1 | | 1 | UEA | UEAL4 | 29.26 | 164.11 | 112.36 | 78.91 | 18.66 | | | | | |
| | 4-Wire Analog Voice Grade Loop - Zone 2 | | 2 | UEA | UEAL4 | 34.25 | 164.11 | 112.36 | 78.91 | 18.66 | | | | | |
| | 4-Wire Analog Voice Grade Loop - Zone 3 | | 3 | UEA | UEAL4 | 85.06 | 164.11 | 112.36 | 78.91 | 18.66 | | | | | |
| | Switch-As-Is Conversion rate per UNE Loop, Single LSR, (per DS0) | | | UEA | URES1 | | 24.96 | 3.52 | | | | | | | |
| | Switch-As-Is Conversion rate per UNE Loop, Spreadsheet, (per DS0) | | | UEA | URES1 | | 24.96 | 3.52 | | | | | | | |
| | Unbundled Loop Service Rearrangement, change in loop facility, per circuit | | | UEA | UREWO | | 87.72 | 36.36 | | | | | | | |
| 2-WIRE ISDN DIGITAL GRADE LOOP | | | | | | | | | | | | | | | |
| | 2-Wire ISDN Digital Grade Loop - Zone 1 | | 1 | UDN | U1L2X | 18.44 | 146.77 | 95.02 | 71.38 | 13.83 | | | | | |
| | 2-Wire ISDN Digital Grade Loop - Zone 2 | | 2 | UDN | U1L2X | 25.08 | 146.77 | 95.02 | 71.38 | 13.83 | | | | | |
| | 2-Wire ISDN Digital Grade Loop - Zone 3 | | 3 | UDN | U1L2X | 42.87 | 146.77 | 95.02 | 71.38 | 13.83 | | | | | |
| | Unbundled Loop Service Rearrangement, change in loop facility, per circuit | | | UDN | UREWO | | 91.63 | 44.16 | | | | | | | |
| 2-WIRE ASYMMETRICAL DIGITAL SUBSCRIBER LINE (ADSL) COMPATIBLE LOOP | | | | | | | | | | | | | | | |
| | 2 Wire Unbundled ADSL Loop including manual service inquiry & facility reservation - Zone 1 | | 1 | UAL | UAL2X | 10.82 | 141.98 | 79.73 | 69.02 | 11.47 | | | | | |

| UNBUNDLED NETWORK ELEMENTS - Kentucky | | | | | | | | | | | Att: 2 Exh: A | | | | | |
|---|---|---------|------|-----|-------|-----------|--------------|--------|-------------------------|-------|----------------------------------|--------------------------------------|--|--|---|---|
| CATEGORY | RATE ELEMENTS | Interim | Zone | BCS | USOC | RATES(\$) | | | | | Svc Order Submitted Elec per LSR | Svc Order Submitted Manually per LSR | Incremental Charge - Manual Svc Order vs. Electronic-1st | Incremental Charge - Manual Svc Order vs. Electronic-Add'l | Incremental Charge - Manual Svc Order vs. Electronic-Disc 1st | Incremental Charge - Manual Svc Order vs. Electronic-Disc Add'l |
| | | | | | | Rec | Nonrecurring | | Nonrecurring Disconnect | | OSS Rates(\$) | | | | | |
| | | | | | | | First | Add'l | First | Add'l | SOMEK | SOMAN | SOMAN | SOMAN | SOMAN | SOMAN |
| | 2 Wire Unbundled ADSL Loop including manual service inquiry & facility reservation - Zone 2 | | 2 | UAL | UAL2X | 11.79 | 141.98 | 79.73 | 69.02 | 11.47 | | | | | | |
| | 2 Wire Unbundled ADSL Loop including manual service inquiry & facility reservation - Zone 3 | | 3 | UAL | UAL2X | 12.87 | 141.98 | 79.73 | 69.02 | 11.47 | | | | | | |
| | 2 Wire Unbundled ADSL Loop without manual service inquiry & facility reservation - Zone 1 | | 1 | UAL | UAL2W | 10.82 | 121.18 | 69.00 | 69.09 | 11.54 | | | | | | |
| | 2 Wire Unbundled ADSL Loop without manual service inquiry & facility reservation - Zone 2 | | 2 | UAL | UAL2W | 11.79 | 121.18 | 69.00 | 69.09 | 11.54 | | | | | | |
| | 2 Wire Unbundled ADSL Loop without manual service inquiry & facility reservation - Zone 3 | | 3 | UAL | UAL2W | 12.87 | 121.18 | 69.00 | 69.09 | 11.54 | | | | | | |
| | Unbundled Loop Service Rearrangement, change in loop facility, per circuit | | | UAL | UREWO | | 86.20 | 40.40 | | | | | | | | |
| 2-WIRE HIGH BIT RATE DIGITAL SUBSCRIBER LINE (HDSL) COMPATIBLE LOOP | | | | | | | | | | | | | | | | |
| | 2 Wire Unbundled HDSL Loop including manual service inquiry & facility reservation - Zone 1 | | 1 | UHL | UHL2X | 8.75 | 151.54 | 89.29 | 69.09 | 11.54 | | | | | | |
| | 2 Wire Unbundled HDSL Loop including manual service inquiry & facility reservation - Zone 2 | | 2 | UHL | UHL2X | 9.56 | 151.54 | 89.29 | 69.09 | 11.54 | | | | | | |
| | 2 Wire Unbundled HDSL Loop including manual service inquiry & facility reservation - Zone 3 | | 3 | UHL | UHL2X | 10.61 | 151.54 | 89.29 | 69.09 | 11.54 | | | | | | |
| | 2 Wire Unbundled HDSL Loop without manual service inquiry and facility reservation - Zone 1 | | 1 | UHL | UHL2W | 8.75 | 130.74 | 78.56 | 69.09 | 11.54 | | | | | | |
| | 2 Wire Unbundled HDSL Loop without manual service inquiry and facility reservation - Zone 2 | | 2 | UHL | UHL2W | 9.56 | 130.74 | 78.56 | 69.09 | 11.54 | | | | | | |
| | 2 Wire Unbundled HDSL Loop without manual service inquiry and facility reservation - Zone 3 | | 3 | UHL | UHL2W | 10.61 | 130.74 | 78.56 | 69.09 | 11.54 | | | | | | |
| | Unbundled Loop Service Rearrangement, change in loop facility, per circuit | | | UHL | UREWO | | 86.14 | 40.40 | | | | | | | | |
| 4-WIRE HIGH BIT RATE DIGITAL SUBSCRIBER LINE (HDSL) COMPATIBLE LOOP | | | | | | | | | | | | | | | | |
| | 4 Wire Unbundled HDSL Loop including manual service inquiry and facility reservation - Zone 1 | | 1 | UHL | UHL4X | 13.95 | 185.75 | 123.50 | 74.95 | 14.69 | | | | | | |
| | 4-Wire Unbundled HDSL Loop including manual service inquiry and facility reservation - Zone 2 | | 2 | UHL | UHL4X | 15.68 | 185.75 | 123.50 | 74.95 | 14.69 | | | | | | |
| | 4-Wire Unbundled HDSL Loop including manual service inquiry and facility reservation - Zone 3 | | 3 | UHL | UHL4X | 16.98 | 185.75 | 123.50 | 74.95 | 14.69 | | | | | | |
| | 4-Wire Unbundled HDSL Loop without manual service inquiry and facility reservation - Zone 1 | | 1 | UHL | UHL4W | 13.95 | 164.95 | 114.04 | 77.32 | 15.80 | | | | | | |
| | 4-Wire Unbundled HDSL Loop without manual service inquiry and facility reservation - Zone 2 | | 2 | UHL | UHL4W | 15.68 | 164.95 | 114.04 | 77.32 | 15.80 | | | | | | |
| | 4-Wire Unbundled HDSL Loop without manual service inquiry and facility reservation - Zone 3 | | 3 | UHL | UHL4W | 16.98 | 164.95 | 114.04 | 77.32 | 15.80 | | | | | | |
| | Unbundled Loop Service Rearrangement, change in loop facility, per circuit | | | UHL | UREWO | | 86.14 | 40.40 | | | | | | | | |
| 4-WIRE DS1 DIGITAL LOOP | | | | | | | | | | | | | | | | |
| | 4-Wire DS1 Digital Loop - Zone 1 | | 1 | USL | USLXX | 86.47 | 306.69 | 174.44 | 65.83 | 14.55 | | | | | | |
| | 4-Wire DS1 Digital Loop - Zone 2 | | 2 | USL | USLXX | 114.10 | 306.69 | 174.44 | 65.83 | 14.55 | | | | | | |
| | 4-Wire DS1 Digital Loop - Zone 3 | | 3 | USL | USLXX | 297.76 | 306.69 | 174.44 | 65.83 | 14.55 | | | | | | |
| | Switch-As-Is Conversion rate per UNE Loop, Single LSR, (per DS1) | | | USL | URES | | 24.96 | 3.52 | | | | | | | | |
| | Switch-As-Is Conversion rate per UNE Loop, Spreadsheet, (per DS1) | | | USL | URES | | 26.44 | 5.01 | | | | | | | | |
| | Unbundled Loop Service Rearrangement, change in loop facility, per circuit | | | USL | UREWO | | 101.09 | 43.04 | | | | | | | | |
| 4-WIRE 19.2, 56 OR 64 KBPS DIGITAL GRADE LOOP | | | | | | | | | | | | | | | | |
| | 4 Wire Unbundled Digital Loop 2.4 Kbps - Zone 1 | | 1 | UDL | UDL2X | 27.59 | 157.81 | 106.06 | 78.91 | 18.66 | | | | | | |
| | 4 Wire Unbundled Digital Loop 2.4 Kbps - Zone 2 | | 2 | UDL | UDL2X | 32.48 | 157.81 | 106.06 | 78.91 | 18.66 | | | | | | |
| | 4 Wire Unbundled Digital Loop 2.4 Kbps - Zone 3 | | 3 | UDL | UDL2X | 36.37 | 157.81 | 106.06 | 78.91 | 18.66 | | | | | | |
| | 4 Wire Unbundled Digital Loop 4.8 Kbps - Zone 1 | | 1 | UDL | UDL4X | 27.59 | 157.81 | 106.06 | 78.91 | 18.66 | | | | | | |
| | 4 Wire Unbundled Digital Loop 4.8 Kbps - Zone 2 | | 2 | UDL | UDL4X | 32.48 | 157.81 | 106.06 | 78.91 | 18.66 | | | | | | |
| | 4 Wire Unbundled Digital Loop 4.8 Kbps - Zone 3 | | 3 | UDL | UDL4X | 36.37 | 157.81 | 106.06 | 78.91 | 18.66 | | | | | | |
| | 4 Wire Unbundled Digital Loop 9.6 Kbps - Zone 1 | | 1 | UDL | UDL9X | 27.59 | 157.81 | 106.06 | 78.91 | 18.66 | | | | | | |
| | 4 Wire Unbundled Digital Loop 9.6 Kbps - Zone 2 | | 2 | UDL | UDL9X | 32.48 | 157.81 | 106.06 | 78.91 | 18.66 | | | | | | |
| | 4 Wire Unbundled Digital Loop 9.6 Kbps - Zone 3 | | 3 | UDL | UDL9X | 36.37 | 157.81 | 106.06 | 78.91 | 18.66 | | | | | | |
| | 4 Wire Unbundled Digital 19.2 Kbps - Zone 1 | | 1 | UDL | UDL19 | 27.59 | 157.81 | 106.06 | 78.91 | 18.66 | | | | | | |
| | 4 Wire Unbundled Digital 19.2 Kbps - Zone 2 | | 2 | UDL | UDL19 | 32.48 | 157.81 | 106.06 | 78.91 | 18.66 | | | | | | |

| UNBUNDLED NETWORK ELEMENTS - Kentucky | | | | | | | | | | | Att: 2 Exh: A | | | | | |
|--|--|---------|------|------------------------------|-------|-----------|--------------|--------|-------------------------|-------|----------------------------------|--------------------------------------|--|--|---|---|
| CATEGORY | RATE ELEMENTS | Interim | Zone | BCS | USOC | RATES(\$) | | | | | Svc Order Submitted Elec per LSR | Svc Order Submitted Manually per LSR | Incremental Charge - Manual Svc Order vs. Electronic-1st | Incremental Charge - Manual Svc Order vs. Electronic-Add'l | Incremental Charge - Manual Svc Order vs. Electronic-Disc 1st | Incremental Charge - Manual Svc Order vs. Electronic-Disc Add'l |
| | | | | | | Rec | Nonrecurring | | Nonrecurring Disconnect | | OSS Rates(\$) | | | | | |
| | | | | | | | First | Add'l | First | Add'l | SOMECSOMAN | SOMAN | SOMAN | SOMAN | SOMAN | SOMAN |
| | 4 Wire Unbundled Digital 19.2 Kbps - Zone 3 | | 3 | UDL | UDL19 | 36.37 | 157.81 | 106.06 | 78.91 | 18.66 | | | | | | |
| | 4 Wire Unbundled Digital Loop 56 Kbps - Zone 1 | | 1 | UDL | UDL56 | 27.59 | 157.81 | 106.06 | 78.91 | 18.66 | | | | | | |
| | 4 Wire Unbundled Digital Loop 56 Kbps - Zone 2 | | 2 | UDL | UDL56 | 32.48 | 157.81 | 106.06 | 78.91 | 18.66 | | | | | | |
| | 4 Wire Unbundled Digital Loop 56 Kbps - Zone 3 | | 3 | UDL | UDL56 | 36.37 | 157.81 | 106.06 | 78.91 | 18.66 | | | | | | |
| | 4 Wire Unbundled Digital Loop 64 Kbps - Zone 1 | | 1 | UDL | UDL64 | 27.59 | 157.81 | 106.06 | 78.91 | 18.66 | | | | | | |
| | 4 Wire Unbundled Digital Loop 64 Kbps - Zone 2 | | 2 | UDL | UDL64 | 32.48 | 157.81 | 106.06 | 78.91 | 18.66 | | | | | | |
| | 4 Wire Unbundled Digital Loop 64 Kbps - Zone 3 | | 3 | UDL | UDL64 | 36.37 | 157.81 | 106.06 | 78.91 | 18.66 | | | | | | |
| | Switch-As-Is Conversion rate per UNE Loop, Single LSR, (per DS0) | | | UDL | URES | | 24.96 | 3.52 | | | | | | | | |
| | Switch-As-Is Conversion rate per UNE Loop, Spreadsheet, (per DS0) | | | UDL | URESP | | 26.44 | 5.01 | | | | | | | | |
| | Unbundled Loop Service Rearrangement, change in loop facility, per circuit | | | UDL | UREWO | | 102.13 | 49.75 | | | | | | | | |
| 2-WIRE Unbundled COPPER LOOP | | | | | | | | | | | | | | | | |
| | 2-Wire Unbundled Copper Loop-Designed including manual service inquiry & facility reservation - Zone 1 | | 1 | UCL | UCLPB | 10.82 | 140.95 | 78.70 | 69.09 | 11.54 | | | | | | |
| | 2-Wire Unbundled Copper Loop-Designed including manual service inquiry & facility reservation - Zone 2 | | 2 | UCL | UCLPB | 11.79 | 140.95 | 78.70 | 69.09 | 11.54 | | | | | | |
| | 2 Wire Unbundled Copper Loop-Designed including manual service inquiry & facility reservation - Zone 3 | | 3 | UCL | UCLPB | 12.87 | 140.95 | 78.70 | 69.09 | 11.54 | | | | | | |
| | 2-Wire Unbundled Copper Loop-Designed without manual service inquiry and facility reservation - Zone 1 | | 1 | UCL | UCLPW | 10.82 | 120.15 | 67.97 | 69.09 | 11.54 | | | | | | |
| | 2-Wire Unbundled Copper Loop-Designed without manual service inquiry and facility reservation - Zone 2 | | 2 | UCL | UCLPW | 11.79 | 120.15 | 67.97 | 69.09 | 11.54 | | | | | | |
| | 2-Wire Unbundled Copper Loop-Designed without manual service inquiry and facility reservation - Zone 3 | | 3 | UCL | UCLPW | 12.87 | 120.15 | 67.97 | 69.09 | 11.54 | | | | | | |
| | Order Coordination for Unbundled Copper Loops (per loop) | | | UCL | UCLMC | | 9.00 | 9.00 | | | | | | | | |
| | CLEC to CLEC Conversion Charge without outside dispatch (UCL-Des) | | | UCL | UREWO | | 97.23 | 42.48 | | | | | | | | |
| 4-WIRE COPPER LOOP | | | | | | | | | | | | | | | | |
| | 4-Wire Copper Loop-Designed including manual service inquiry and facility reservation - Zone 1 | | 1 | UCL | UCL4S | 16.92 | 170.31 | 108.06 | 74.95 | 14.69 | | | | | | |
| | 4-Wire Copper Loop-Designed including manual service inquiry and facility reservation - Zone 2 | | 2 | UCL | UCL4S | 17.36 | 170.31 | 108.06 | 74.95 | 14.69 | | | | | | |
| | 4-Wire Copper Loop-Designed including manual service inquiry and facility reservation - Zone 3 | | 3 | UCL | UCL4S | 28.10 | 170.31 | 108.06 | 74.95 | 14.69 | | | | | | |
| | 4-Wire Copper Loop-Designed without manual service inquiry and facility reservation - Zone 1 | | 1 | UCL | UCL4W | 16.92 | 149.52 | 97.33 | 74.95 | 14.69 | | | | | | |
| | 4-Wire Copper Loop-Designed without manual service inquiry and facility reservation - Zone 2 | | 2 | UCL | UCL4W | 17.36 | 149.52 | 97.33 | 74.95 | 14.69 | | | | | | |
| | 4-Wire Copper Loop-Designed without manual service inquiry and facility reservation - Zone 3 | | 3 | UCL | UCL4W | 28.10 | 149.52 | 97.33 | 74.95 | 14.69 | | | | | | |
| | Order Coordination for Unbundled Copper Loops (per loop) | | | UCL | UCLMC | | 9.00 | 9.00 | | | | | | | | |
| | Unbundled Loop Service Rearrangement, change in loop facility, per circuit | | | UCL | UREWO | | 97.23 | 42.48 | | | | | | | | |
| | Order Coordination for Specified Conversion Time (per LSR) | | | UEA, UDN, UAL, UHL, UDL, USL | OCOSL | | 23.01 | | | | | | | | | |
| Rearrangements | | | | | | | | | | | | | | | | |
| | EEL to UNE-L Retermination, per 2 Wire Unbundled Voice Loop-SL2 | | | UEA | UREEL | | 87.72 | 36.36 | | | | | | | | |
| | EEL to UNE-L Retermination, per 4 Wire Unbundled Voice Loop | | | UEA | UREEL | | 87.72 | 36.36 | | | | | | | | |
| | EEL to UNE-L Retermination, per 2 Wire ISDN Loop | | | UDN | UREEL | | 91.63 | 44.16 | | | | | | | | |
| | EEL to UNE-L Retermination, per 4 Wire Unbundled Digital Loop | | | UDL | UREEL | | 102.13 | 49.75 | | | | | | | | |
| | EEL to UNE-L Retermination, per 4 Wire Unbundled DS1 Loop | | | USL | UREEL | | 101.09 | 43.04 | | | | | | | | |
| UNE LOOP COMMINGLING | | | | | | | | | | | | | | | | |
| 2-WIRE ANALOG VOICE GRADE LOOP - COMMINGLING | | | | | | | | | | | | | | | | |
| | 2-Wire Analog Voice Grade Loop - Service Level 2 w/Loop or Ground Start Signaling - Zone 1 | | 1 | NTCVG | UEAL2 | 12.67 | 134.89 | 81.87 | 73.65 | 14.88 | | | | | | |
| | 2-Wire Analog Voice Grade Loop - Service Level 2 w/Loop or Ground Start Signaling - Zone 2 | | 2 | NTCVG | UEAL2 | 17.45 | 134.89 | 81.87 | 73.65 | 14.88 | | | | | | |
| | 2-Wire Analog Voice Grade Loop - Service Level 2 w/Loop or Ground Start Signaling - Zone 3 | | 3 | NTCVG | UEAL2 | 33.22 | 134.89 | 81.87 | 73.65 | 14.88 | | | | | | |

| UNBUNDLED NETWORK ELEMENTS - Kentucky | | | | | | | | | | | | Att: 2 Exh: A | | | | |
|---|---|---------|------|---------------------|-------|-----------|--------------|--------|-------------------------|----------------------------------|--------------------------------------|--|--|---|---|-------|
| CATEGORY | RATE ELEMENTS | Interim | Zone | BCS | USOC | RATES(\$) | | | | Svc Order Submitted Elec per LSR | Svc Order Submitted Manually per LSR | Incremental Charge - Manual Svc Order vs. Electronic-1st | Incremental Charge - Manual Svc Order vs. Electronic-Add'l | Incremental Charge - Manual Svc Order vs. Electronic-Disc 1st | Incremental Charge - Manual Svc Order vs. Electronic-Disc Add'l | |
| | | | | | | Rec | Nonrecurring | | Nonrecurring Disconnect | | OSS Rates(\$) | | | | | |
| | | | | | | | First | Add'l | First | Add'l | SOMECE | SOMAN | SOMAN | SOMAN | SOMAN | SOMAN |
| | 2-Wire Analog Voice Grade Loop - Service Level 2 w/Reverse Battery Signaling - Zone 1 | | 1 | NTCVG | UEAR2 | 12.67 | 134.89 | 81.87 | 73.65 | 14.88 | | | | | | |
| | 2-Wire Analog Voice Grade Loop - Service Level 2 w/Reverse Battery Signaling - Zone 2 | | 2 | NTCVG | UEAR2 | 17.45 | 134.89 | 81.87 | 73.65 | 14.88 | | | | | | |
| | 2-Wire Analog Voice Grade Loop - Service Level 2 w/Reverse Battery Signaling - Zone 3 | | 3 | NTCVG | UEAR2 | 33.22 | 134.89 | 81.87 | 73.65 | 14.88 | | | | | | |
| | Switch-As-Is Conversion rate per UNE Loop, Single LSR, (per DS0) | | | NTCVG | URES | | 24.96 | 3.52 | | | | | | | | |
| | Switch-As-Is Conversion rate per UNE Loop, Spreadsheet, (per DS0) | | | NTCVG | URES | | 26.44 | 5.01 | | | | | | | | |
| | Unbundled Loop Service Rearrangement, change in loop facility, per circuit | | | NTCVG | UREWO | | 87.72 | 36.36 | | | | | | | | |
| | Loop Tagging - Service Level 2 (SL2) | | | NTCVG | URETL | | 11.21 | 1.10 | | | | | | | | |
| 4-WIRE ANALOG VOICE GRADE LOOP - COMMINGLING | | | | | | | | | | | | | | | | |
| | 4-Wire Analog Voice Grade Loop - Zone 1 | | 1 | NTCVG | UEAL4 | 29.26 | 164.11 | 112.36 | 78.91 | 18.66 | | | | | | |
| | 4-Wire Analog Voice Grade Loop - Zone 2 | | 2 | NTCVG | UEAL4 | 34.25 | 164.11 | 112.36 | 78.91 | 18.66 | | | | | | |
| | 4-Wire Analog Voice Grade Loop - Zone 3 | | 3 | NTCVG | UEAL4 | 85.06 | 164.11 | 112.36 | 78.91 | 18.66 | | | | | | |
| | Switch-As-Is Conversion rate per UNE Loop, Single LSR, (per DS0) | | | NTCVG | URES | | 24.96 | 3.52 | | | | | | | | |
| | Switch-As-Is Conversion rate per UNE Loop, Spreadsheet, (per DS0) | | | NTCVG | URES | | 26.44 | 5.01 | | | | | | | | |
| | Unbundled Loop Service Rearrangement, change in loop facility, per circuit | | | NTCVG | UREWO | | 87.72 | 36.36 | | | | | | | | |
| 4-WIRE DS1 DIGITAL LOOP - COMMINGLING | | | | | | | | | | | | | | | | |
| | 4-Wire DS1 Digital Loop - Zone 1 | | 1 | NTCD1 | USLXX | 86.47 | 306.69 | 174.44 | 65.83 | 14.55 | | | | | | |
| | 4-Wire DS1 Digital Loop - Zone 2 | | 2 | NTCD1 | USLXX | 114.10 | 306.69 | 174.44 | 65.83 | 14.55 | | | | | | |
| | 4-Wire DS1 Digital Loop - Zone 3 | | 3 | NTCD1 | USLXX | 297.76 | 306.69 | 174.44 | 65.83 | 14.55 | | | | | | |
| | Switch-As-Is Conversion rate per UNE Loop, Single LSR, (per DS1) | | | NTCD1 | URES | | 24.96 | 3.52 | | | | | | | | |
| | Switch-As-Is Conversion rate per UNE Loop, Spreadsheet, (per DS1) | | | NTCD1 | URES | | 26.44 | 5.01 | | | | | | | | |
| | Unbundled Loop Service Rearrangement, change in loop facility, per circuit | | | NTCD1 | UREWO | | 101.09 | 43.04 | | | | | | | | |
| 4-WIRE 19.2, 56 OR 64 KBPS DIGITAL GRADE LOOP - COMMINGLING | | | | | | | | | | | | | | | | |
| | 4 Wire Unbundled Digital Loop 2.4 Kbps - Zone 1 | | 1 | NTCUD | UDL2X | 27.59 | 157.81 | 106.06 | 78.91 | 18.66 | | | | | | |
| | 4 Wire Unbundled Digital Loop 2.4 Kbps - Zone 2 | | 2 | NTCUD | UDL2X | 32.48 | 157.81 | 106.06 | 78.91 | 18.66 | | | | | | |
| | 4 Wire Unbundled Digital Loop 2.4 Kbps - Zone 3 | | 3 | NTCUD | UDL2X | 36.37 | 157.81 | 106.06 | 78.91 | 18.66 | | | | | | |
| | 4 Wire Unbundled Digital Loop 4.8 Kbps - Zone 1 | | 1 | NTCUD | UDL4X | 27.59 | 157.81 | 106.06 | 78.91 | 18.66 | | | | | | |
| | 4 Wire Unbundled Digital Loop 4.8 Kbps - Zone 2 | | 2 | NTCUD | UDL4X | 32.48 | 157.81 | 106.06 | 78.91 | 18.66 | | | | | | |
| | 4 Wire Unbundled Digital Loop 4.8 Kbps - Zone 3 | | 3 | NTCUD | UDL4X | 36.37 | 157.81 | 106.06 | 78.91 | 18.66 | | | | | | |
| | 4 Wire Unbundled Digital Loop 9.6 Kbps - Zone 1 | | 1 | NTCUD | UDL9X | 27.59 | 157.81 | 106.06 | 78.91 | 18.66 | | | | | | |
| | 4 Wire Unbundled Digital Loop 9.6 Kbps - Zone 2 | | 2 | NTCUD | UDL9X | 32.48 | 157.81 | 106.06 | 78.91 | 18.66 | | | | | | |
| | 4 Wire Unbundled Digital Loop 9.6 Kbps - Zone 3 | | 3 | NTCUD | UDL9X | 36.37 | 157.81 | 106.06 | 78.91 | 18.66 | | | | | | |
| | 4 Wire Unbundled Digital 19.2 Kbps - Zone 1 | | 1 | NTCUD | UDL19 | 27.59 | 157.81 | 106.06 | 78.91 | 18.66 | | | | | | |
| | 4 Wire Unbundled Digital 19.2 Kbps - Zone 2 | | 2 | NTCUD | UDL19 | 32.48 | 157.81 | 106.06 | 78.91 | 18.66 | | | | | | |
| | 4 Wire Unbundled Digital 19.2 Kbps - Zone 3 | | 3 | NTCUD | UDL19 | 36.37 | 157.81 | 106.06 | 78.91 | 18.66 | | | | | | |
| | 4 Wire Unbundled Digital Loop 56 Kbps - Zone 1 | | 1 | NTCUD | UDL56 | 27.59 | 157.81 | 106.06 | 78.91 | 18.66 | | | | | | |
| | 4 Wire Unbundled Digital Loop 56 Kbps - Zone 2 | | 2 | NTCUD | UDL56 | 32.48 | 157.81 | 106.06 | 78.91 | 18.66 | | | | | | |
| | 4 Wire Unbundled Digital Loop 56 Kbps - Zone 3 | | 3 | NTCUD | UDL56 | 36.37 | 157.81 | 106.06 | 78.91 | 18.66 | | | | | | |
| | 4 Wire Unbundled Digital Loop 64 Kbps - Zone 1 | | 1 | NTCUD | UDL64 | 27.59 | 157.81 | 106.06 | 78.91 | 18.66 | | | | | | |
| | 4 Wire Unbundled Digital Loop 64 Kbps - Zone 2 | | 2 | NTCUD | UDL64 | 32.48 | 157.81 | 106.06 | 78.91 | 18.66 | | | | | | |
| | 4 Wire Unbundled Digital Loop 64 Kbps - Zone 3 | | 3 | NTCUD | UDL64 | 36.37 | 157.81 | 106.06 | 78.91 | 18.66 | | | | | | |
| | Switch-As-Is Conversion rate per UNE Loop, Single LSR, (per DS0) | | | NTCUD | URES | | 24.96 | 3.52 | | | | | | | | |
| | Switch-As-Is Conversion rate per UNE Loop, Spreadsheet, (per DS0) | | | NTCUD | URES | | 26.44 | 5.01 | | | | | | | | |
| | Unbundled Loop Service Rearrangement, change in loop facility, per circuit | | | NTCUD | UREWO | | 102.13 | 49.75 | | | | | | | | |
| | Order Coordination for Specified Conversion Time (per LSR) | | | NTCVG, NTCUD, NTCD1 | OCOSL | | 23.01 | | | | | | | | | |
| MAINTENANCE OF SERVICE | | | | | | | | | | | | | | | | |

| UNBUNDLED NETWORK ELEMENTS - Kentucky | | | | | | | | | | | | | Att: 2 Exh: A | | | |
|---------------------------------------|---------------|---|---------|------|--|-------|-----------|--------------|--------|-------------------------|----------------------------------|--------------------------------------|--|--|---|---|
| CATEGORY | RATE ELEMENTS | | Interim | Zone | BCS | USOC | RATES(\$) | | | | Svc Order Submitted Elec per LSR | Svc Order Submitted Manually per LSR | Incremental Charge - Manual Svc Order vs. Electronic-1st | Incremental Charge - Manual Svc Order vs. Electronic-Add'l | Incremental Charge - Manual Svc Order vs. Electronic-Disc 1st | Incremental Charge - Manual Svc Order vs. Electronic-Disc Add'l |
| | | | | | | | Rec | Nonrecurring | | Nonrecurring Disconnect | | OSS Rates(\$) | | | | |
| | | | | | | | | First | Add'l | First | Add'l | SOMEc | SOMAN | SOMAN | SOMAN | SOMAN |
| | | Maintenance of Service Charge, Basic Time, per half hour | | | UDC, UEA, UDL, UDN, USL, UAL, UHL, UCL, NTCVG, NTCUD, NTCDD1, U1TD1, U1TD3, U1TDX, U1TS1, U1TVX, UDF, UDFCX, UDLSX, UE3, ULDD1, ULDD3, ULDDX, ULDS1, ULDVX, UNC1X, UNC3X, UNCDX, UNCSX, UNCVX, ULS | MVVBT | | 80.00 | 55.00 | | | | | | | |
| | | Maintenance of Service Charge, Overtime, per half hour | | | UDC, UEA, UDL, UDN, USL, UAL, UHL, UCL, NTCVG, NTCUD, NTCDD1, U1TD1, U1TD3, U1TDX, U1TS1, U1TVX, UDF, UDFCX, UDLSX, UE3, ULDD1, ULDD3, ULDDX, ULDS1, ULDVX, UNC1X, UNC3X, UNCDX, UNCSX, UNCVX, ULS | MVVOT | | 90.00 | 65.00 | | | | | | | |
| | | Maintenance of Service Charge, Premium, per half hour | | | UDC, UEA, UDL, UDN, USL, UAL, UHL, UCL, NTCVG, NTCUD, NTCDD1, U1TD1, U1TD3, U1TDX, U1TS1, U1TVX, UDF, UDFCX, UDLSX, UE3, ULDD1, ULDD3, ULDDX, ULDS1, ULDVX, UNC1X, UNC3X, UNCDX, UNCSX, UNCVX, ULS | MVVPT | | 100.00 | 75.00 | | | | | | | |
| LOOP MODIFICATION | | | | | | | | | | | | | | | | |
| | | Unbundled Loop Modification, Removal of Load Coils - 2 Wire pair less than or equal to 18k ft, per Unbundled Loop | | | UAL, UHL, UCL, UEQ, ULS, UEA, UEANL, UEPSR, UEPSB | ULM2L | | 9.24 | 9.24 | | | | | | | |
| | | Unbundled Loop Modification Removal of Load Coils - 4 Wire less than or equal to 18K ft, per Unbundled Loop | | | UHL, UCL, UEA | ULM4L | | 9.24 | 9.24 | | | | | | | |
| | | Unbundled Loop Modification Removal of Bridged Tap Removal, per unbundled loop | | | UAL, UHL, UCL, UEQ, ULS, UEA, UEANL, UEPSR, UEPSB | ULMBT | | 10.47 | 10.47 | | | | | | | |
| SUB-LOOPS | | | | | | | | | | | | | | | | |
| Sub-Loop Distribution | | | | | | | | | | | | | | | | |
| | | Sub-Loop - Per Cross Box Location - CLEC Feeder Facility Set-Up | | | UEANL, UEF | USBSA | | 207.91 | 207.91 | | | | | | | |
| | | Sub-Loop - Per Cross Box Location - Per 25 Pair Panel Set-Up | | | UEANL, UEF | USBSB | | 12.50 | 12.50 | | | | | | | |
| | | Sub-Loop - Per Building Equipment Room - CLEC Feeder Facility Set-Up | | | UEANL | USBSC | | 80.87 | 80.87 | | | | | | | |
| | | Sub-Loop - Per Building Equipment Room - Per 25 Pair Panel Set-Up | | | UEANL | USBSD | | 45.04 | 45.04 | | | | | | | |

| UNBUNDLED NETWORK ELEMENTS - Kentucky | | | | | | | | | | | | | Att: 2 Exh: A | | | | |
|---|---------------|---|---------|------|---|-------|-----------|--------------|-------|-------------------------|----------------------------------|--------------------------------------|--|--|---|---|-------|
| CATEGORY | RATE ELEMENTS | | Interim | Zone | BCS | USOC | RATES(\$) | | | | Svc Order Submitted Elec per LSR | Svc Order Submitted Manually per LSR | Incremental Charge - Manual Svc Order vs. Electronic-1st | Incremental Charge - Manual Svc Order vs. Electronic-Add'l | Incremental Charge - Manual Svc Order vs. Electronic-Disc 1st | Incremental Charge - Manual Svc Order vs. Electronic-Disc Add'l | |
| | | | | | | | Rec | Nonrecurring | | Nonrecurring Disconnect | | OSS Rates(\$) | | | | | |
| | | | | | | | | First | Add'l | First | Add'l | SOMEC | SOMAN | SOMAN | SOMAN | SOMAN | SOMAN |
| | | Sub-Loop Distribution Per 2-Wire Analog Voice Grade Loop - Zone 1 | | 1 | UEANL | USBN2 | 6.34 | 85.03 | 39.05 | 59.81 | 7.90 | | | | | | |
| | | Sub-Loop Distribution Per 2-Wire Analog Voice Grade Loop - Zone 2 | | 2 | UEANL | USBN2 | 9.06 | 85.03 | 39.05 | 59.81 | 7.90 | | | | | | |
| | | Sub-Loop Distribution Per 2-Wire Analog Voice Grade Loop - Zone 3 | | 3 | UEANL | USBN2 | 14.82 | 85.03 | 39.05 | 59.81 | 7.90 | | | | | | |
| | | Order Coordination for Unbundled Sub-Loops, per sub-loop pair | | | UEANL | USBMC | | 9.00 | 9.00 | | | | | | | | |
| | | Sub-Loop Distribution Per 4-Wire Analog Voice Grade Loop - Zone 1 | | 1 | UEANL | USBN4 | 8.14 | 102.31 | 56.32 | 65.24 | 10.88 | | | | | | |
| | | Sub-Loop Distribution Per 4-Wire Analog Voice Grade Loop - Zone 2 | | 2 | UEANL | USBN4 | 8.63 | 102.31 | 56.32 | 65.24 | 10.88 | | | | | | |
| | | Sub-Loop Distribution Per 4-Wire Analog Voice Grade Loop - Zone 3 | | 3 | UEANL | USBN4 | 25.60 | 102.31 | 56.32 | 65.24 | 10.88 | | | | | | |
| | | Order Coordination for Unbundled Sub-Loops, per sub-loop pair | | | UEANL | USBMC | | 9.00 | 9.00 | | | | | | | | |
| | | Sub-Loop 2-Wire Intrabuilding Network Cable (INC) | | | UEANL | USBR2 | 2.57 | 68.35 | 22.36 | 59.81 | 7.90 | | | | | | |
| | | Order Coordination for Unbundled Sub-Loops, per sub-loop pair | | | UEANL | USBMC | | 9.00 | 9.00 | | | | | | | | |
| | | Sub-Loop 4-Wire Intrabuilding Network Cable (INC) | | | UEANL | USBR4 | 4.98 | 76.49 | 30.51 | 65.24 | 10.88 | | | | | | |
| | | Order Coordination for Unbundled Sub-Loops, per sub-loop pair | | | UEANL | USBMC | | 9.00 | 9.00 | | | | | | | | |
| | | Loop Testing - Basic 1st Half Hour | | | UEANL | URET1 | | 46.88 | 0.00 | | | | | | | | |
| | | Loop Testing - Basic Additional Half Hour | | | UEANL | URETA | | 24.16 | 24.16 | | | | | | | | |
| | | 2 Wire Copper Unbundled Sub-Loop Distribution - Zone 1 | | 1 | UEF | UCS2X | 5.45 | 85.03 | 39.05 | 59.81 | 7.90 | | | | | | |
| | | 2 Wire Copper Unbundled Sub-Loop Distribution - Zone 2 | | 2 | UEF | UCS2X | 7.06 | 85.03 | 39.05 | 59.81 | 7.90 | | | | | | |
| | | 2 Wire Copper Unbundled Sub-Loop Distribution - Zone 3 | | 3 | UEF | UCS2X | 9.67 | 85.03 | 39.05 | 59.81 | 7.90 | | | | | | |
| | | Order Coordination for Unbundled Sub-Loops, per sub-loop pair | | | UEF | USBMC | | 9.00 | 9.00 | | | | | | | | |
| | | 4 Wire Copper Unbundled Sub-Loop Distribution - Zone 1 | | 1 | UEF | UCS4X | 7.09 | 102.31 | 56.32 | 65.24 | 10.88 | | | | | | |
| | | 4 Wire Copper Unbundled Sub-Loop Distribution - Zone 2 | | 2 | UEF | UCS4X | 8.66 | 102.31 | 56.32 | 65.24 | 10.88 | | | | | | |
| | | 4 Wire Copper Unbundled Sub-Loop Distribution - Zone 3 | | 3 | UEF | UCS4X | 19.40 | 102.31 | 56.32 | 65.24 | 10.88 | | | | | | |
| | | Order Coordination for Unbundled Sub-Loops, per sub-loop pair | | | UEF | USBMC | | 9.00 | 9.00 | | | | | | | | |
| | | Loop Tagging Service Level 1, Unbundled Copper Loop, Non-Designed and Distribution Subloops | | | UEF, UEANL | URETL | | 8.93 | 0.88 | | | | | | | | |
| | | Loop Testing - Basic 1st Half Hour | | | UEF | URET1 | | 46.88 | 0.00 | | | | | | | | |
| | | Loop Testing - Basic Additional Half Hour | | | UEF | URETA | | 24.16 | 24.16 | | | | | | | | |
| Unbundled Sub-Loop Modification | | | | | | | | | | | | | | | | | |
| | | Unbundled Sub-Loop Modification - 2-W Copper Dist Load Coil/Equip Removal per 2-W PR | | | UEF | ULM2X | | 5.23 | 5.23 | | | | | | | | |
| | | Unbundled Sub-loop Modification - 4-W Copper Dist Load Coil/Equip Removal per 4-W PR | | | UEF | ULM4X | | 5.23 | 5.23 | | | | | | | | |
| | | Unbundled Loop Modification, Removal of Bridge Tap, per unbundled loop | | | UEF | ULMBT | | 7.97 | 7.97 | | | | | | | | |
| Unbundled Network Terminating Wire (UNTW) | | | | | | | | | | | | | | | | | |
| | | Unbundled Network Terminating Wire (UNTW) per Pair | | | UENTW | UENPP | 0.53 | 23.51 | 23.51 | | | | | | | | |
| Network Interface Device (NID) | | | | | | | | | | | | | | | | | |
| | | Network Interface Device (NID) - 1-2 lines | | | UENTW | UND12 | | 73.53 | 49.47 | | | | | | | | |
| | | Network Interface Device (NID) - 1-6 lines | | | UENTW | UND16 | | 115.96 | 91.91 | | | | | | | | |
| | | Network Interface Device Cross Connect - 2 W | | | UENTW | UNDC2 | | 8.56 | 8.56 | | | | | | | | |
| | | Network Interface Device Cross Connect - 4W | | | UENTW | UNDC4 | | 8.56 | 8.56 | | | | | | | | |
| UNE OTHER, PROVISIONING ONLY - NO RATE | | | | | | | | | | | | | | | | | |
| | | Unbundled Contact Name, Provisioning Only - no rate | | | UAL, UCL, UDC, UDL, UDN, UEA, UHL, UEANL, UEF, UEQ, UENTW, NTCVG, NTCUD, NTCD1, USL | UNECN | 0.00 | 0.00 | | | | | | | | | |
| | | Unbundled DS1 Loop - Superframe Format Option - no rate | | | USL, NTCD1 | CCOSF | | 0.00 | | | | | | | | | |
| | | Unbundled DS1 Loop - Expanded Superframe Format option - no rate | | | USL, NTCD1 | CCOEF | | 0.00 | | | | | | | | | |
| | | NID - Dispatch and Service Order for NID installation | | | UENTW | UNDBX | 0.00 | 0.00 | | | | | | | | | |
| | | UNTW Circuit Establishment, Provisioning Only - No Rate | | | UENTW | UENCE | 0.00 | 0.00 | | | | | | | | | |

| UNBUNDLED NETWORK ELEMENTS - Kentucky | | | | | | | | | | | | | | Att: 2 Exh: A | | | | | |
|--|---------------|---|--|--|---------|------|-----|-------------|-----------|--------------|--------|-------------------------|----------------------------------|--------------------------------------|--|--|---|---|-------|
| CATEGORY | RATE ELEMENTS | | | | Interim | Zone | BCS | USOC | RATES(\$) | | | | Svc Order Submitted Elec per LSR | Svc Order Submitted Manually per LSR | Incremental Charge - Manual Svc Order vs. Electronic-1st | Incremental Charge - Manual Svc Order vs. Electronic-Add'l | Incremental Charge - Manual Svc Order vs. Electronic-Disc 1st | Incremental Charge - Manual Svc Order vs. Electronic-Disc Add'l | |
| | | | | | | | | | Rec | Nonrecurring | | Nonrecurring Disconnect | | OSS Rates(\$) | | | | | |
| | | | | | | | | | | First | Add'l | First | Add'l | SOMEC | SOMAN | SOMAN | SOMAN | SOMAN | SOMAN |
| LOOP MAKE-UP | | | | | | | | | | | | | | | | | | | |
| | | Loop Makeup - Preordering Without Reservation, per working or spare facility queried (Manual). | | | | | | UMK | UMKLW | 23.40 | 23.40 | | | | | | | | |
| | | Loop Makeup - Preordering With Reservation, per spare facility queried (Manual). | | | | | | UMK | UMKLP | 24.85 | 24.85 | | | | | | | | |
| | | Loop Makeup--With or Without Reservation, per working or spare facility queried (Mechanized) | | | | | | UMK | UMKMQ | 0.67 | 0.67 | | | | | | | | |
| LINE SPLITTING | | | | | | | | | | | | | | | | | | | |
| END USER ORDERING-CENTRAL OFFICE BASED | | | | | | | | | | | | | | | | | | | |
| | | Line Splitting - per line activation DLEC owned splitter | | | | | | UEPSR UEPSB | UREOS | 0.61 | | | | | | | | | |
| | | Line Splitting - per line activation AT&T owned - physical | | | | | | UEPSR UEPSB | UREBP | 0.61 | 37.02 | 21.20 | 21.10 | 9.87 | | | | | |
| | | Line Splitting - per line activation AT&T owned - virtual | | | | | | UEPSR UEPSB | UREBV | 0.61 | 37.02 | 21.20 | 21.10 | 9.87 | | | | | |
| END USER ORDERING - REMOTE SITE LINE SPLITTING | | | | | | | | | | | | | | | | | | | |
| | | Remote Site Shared Loop Line Activation for End Users - CLEC Owned Splitter | | | | | | UEPSR UEPSB | URERS | 0.61 | 56.73 | 22.96 | 7.20 | 7.20 | | | | | |
| | | Remote Site Shared Loop - Subsequent Activity - CLEC Owned Splitter | | | | | | UEPSR UEPSB | URERA | | 53.73 | 21.31 | | | | | | | |
| UNBUNDLED EXCHANGE ACCESS LOOP | | | | | | | | | | | | | | | | | | | |
| 2-WIRE ANALOG VOICE GRADE LOOP | | | | | | | | | | | | | | | | | | | |
| | | 2 Wire Analog Voice Grade Loop-Service Level 1-Line Splitting-Zone 1 | | | | | 1 | UEPSR UEPSB | UEALS | 10.56 | 46.66 | 22.57 | 26.65 | 7.65 | | | | | |
| | | 2 Wire Analog Voice Grade Loop-Service Level 1-Line Splitting-Zone 1 | | | | | 1 | UEPSR UEPSB | UEABS | 10.56 | 46.66 | 22.57 | 26.65 | 7.65 | | | | | |
| | | 2 Wire Analog Voice Grade Loop- Service Level 1-Line Splitting-Zone 2 | | | | | 2 | UEPSR UEPSB | UEALS | 15.34 | 46.66 | 22.57 | 26.65 | 7.65 | | | | | |
| | | 2 Wire Analog Voice Grade Loop- Service Level 1-Line Splitting-Zone 2 | | | | | 2 | UEPSR UEPSB | UEABS | 15.34 | 46.66 | 22.57 | 26.65 | 7.65 | | | | | |
| | | 2 Wire Analog Voice Grade Loop-Service Level 1-Line Splitting-Zone 3 | | | | | 3 | UEPSR UEPSB | UEALS | 31.11 | 46.66 | 22.57 | 26.65 | 7.65 | | | | | |
| | | 2 Wire Analog Voice Grade Loop-Service Level 1-Line Splitting-Zone 3 | | | | | 3 | UEPSR UEPSB | UEABS | 31.11 | 46.66 | 22.57 | 26.65 | 7.65 | | | | | |
| | | Remote Site 2 Wire Analog Voice Grade Loop -Service Level 1-Line Splitting - CLEC Owned Splitter - Zone 1 | | | | | 1 | UEPSR UEPSB | UEARS | 6.34 | 85.03 | 39.05 | 59.81 | 7.90 | | | | | |
| | | Remote Site 2 Wire Analog Voice Grade Loop -Service Level 1-Line Splitting - CLEC Owned Splitter - Zone 2 | | | | | 2 | UEPSR UEPSB | UEARS | 9.06 | 85.03 | 39.05 | 59.81 | 7.90 | | | | | |
| | | Remote Site 2 Wire Analog Voice Grade Loop -Service Level 1-Line Splitting - CLEC Owned Splitter - Zone 3 | | | | | 3 | UEPSR UEPSB | UEARS | 14.82 | 85.03 | 39.05 | 59.81 | 7.90 | | | | | |
| PHYSICAL COLLOCATION | | | | | | | | | | | | | | | | | | | |
| | | Physical Collocation-2 Wire Cross Connects (Loop) for Line Splitting | | | | | | UEPSR UEPSB | PE1LS | 0.0333 | 24.68 | 23.68 | 12.14 | 10.95 | | | | | |
| VIRTUAL COLLOCATION | | | | | | | | | | | | | | | | | | | |
| | | Virtual Collocation-2 Wire Cross Connects (Loop) for Line Splitting | | | | | | UEPSR UEPSB | VE1LS | 0.0309 | 24.68 | 23.68 | 12.14 | 10.95 | | | | | |
| UNBUNDLED DEDICATED TRANSPORT | | | | | | | | | | | | | | | | | | | |
| INTEROFFICE CHANNEL - DEDICATED TRANSPORT | | | | | | | | | | | | | | | | | | | |
| | | Interoffice Channel - 2-Wire Voice Grade - per mile | | | | | | U1TVX | 1L5XX | 0.01 | | | | | | | | | |
| | | Interoffice Channel - 2-Wire Voice Grade - Facility Termination | | | | | | U1TVX | U1TV2 | 29.11 | 47.34 | 31.78 | 22.77 | 8.75 | | | | | |
| | | Interoffice Channel - 2-Wire Voice Grade Rev Bat. - per mile | | | | | | U1TVX | 1L5XX | 0.01 | | | | | | | | | |
| | | Interoffice Channel - 2-Wire VG Rev Bat. - Facility Termination | | | | | | U1TVX | U1TR2 | 29.11 | 47.34 | 31.78 | 22.77 | 8.75 | | | | | |
| | | Interoffice Channel - 4-Wire Voice Grade - per mile | | | | | | U1TVX | 1L5XX | 0.01 | | | | | | | | | |
| | | Interoffice Channel - 4- Wire Voice Grade - Facility Termination | | | | | | U1TVX | U1TV4 | 25.86 | 47.34 | 31.78 | 22.77 | 8.75 | | | | | |
| | | Interoffice Channel - 56 kbps - per mile | | | | | | U1TDX | 1L5XX | 0.0115 | | | | | | | | | |
| | | Interoffice Channel - 56 kbps - Facility Termination | | | | | | U1TDX | U1TD5 | 20.97 | 47.34 | 31.78 | 22.77 | 8.75 | | | | | |
| | | Interoffice Channel - 64 kbps - per mile | | | | | | U1TDX | 1L5XX | 0.0115 | | | | | | | | | |
| | | Interoffice Channel - 64 kbps - Facility Termination | | | | | | U1TDX | U1TD6 | 20.97 | 47.34 | 31.78 | 22.77 | 8.75 | | | | | |
| | | Interoffice Channel - DS1 - per mile | | | | | | U1TD1 | 1L5XX | 0.23 | | | | | | | | | |
| | | Interoffice Channel - DS1 - Facility Termination | | | | | | U1TD1 | U1TF1 | 96.04 | 105.52 | 98.46 | 23.09 | 20.49 | | | | | |
| | | Interoffice Channel - DS3 - per mile | | | | | | U1TD3 | 1L5XX | 4.97 | | | | | | | | | |
| | | Interoffice Channel - DS3 - Facility Termination | | | | | | U1TD3 | U1TF3 | 1,175.15 | 335.40 | 219.24 | 89.57 | 87.75 | | | | | |
| | | Interoffice Channel - STS-1 - per mile | | | | | | U1TS1 | 1L5XX | 4.97 | | | | | | | | | |
| | | Interoffice Channel - STS-1 - Facility Termination | | | | | | U1TS1 | U1TFS | 1,149.51 | 335.40 | 219.24 | 89.57 | 87.75 | | | | | |
| UNBUNDLED DARK FIBER | | | | | | | | | | | | | | | | | | | |

| UNBUNDLED NETWORK ELEMENTS - Kentucky | | | | | | | | | | | | | | Att: 2 Exh: A | | | | |
|---|---------------|--|---|---------|--------|--------------------------|--------|-----------|--------------|--------|-------------------------|----------------------------------|--------------------------------------|--|--|---|---|--|
| CATEGORY | RATE ELEMENTS | | | Interim | Zone | BCS | USOC | RATES(\$) | | | | Svc Order Submitted Elec per LSR | Svc Order Submitted Manually per LSR | Incremental Charge - Manual Svc Order vs. Electronic-1st | Incremental Charge - Manual Svc Order vs. Electronic-Add'l | Incremental Charge - Manual Svc Order vs. Electronic-Disc 1st | Incremental Charge - Manual Svc Order vs. Electronic-Disc Add'l | |
| | | | | | | | | | | | | | | | | | | |
| | | | | | | | | Rec | Nonrecurring | | Nonrecurring Disconnect | | OSS Rates(\$) | | | | | |
| | | | | | | | | | First | Add'l | First | Add'l | SOMEC | SOMAN | SOMAN | SOMAN | SOMAN | |
| | | Dark Fiber - Interoffice Transport, Per Four Fiber Strands, Per Route Mile Or Fraction Thereof | | | | UDF, UDFCX | 1L5DF | 30.74 | | | | | | | | | | |
| | | Dark Fiber - Interoffice Transport, Per Four Fiber Strands, Per Route Mile Or Fraction Thereof | | | | UDF, UDFCX | UDF14 | | 732.53 | 192.67 | 377.27 | 241.67 | | | | | | |
| HIGH CAPACITY UNBUNDLED LOCAL LOOP | | | | | | | | | | | | | | | | | | |
| DS-3/STS-1 UNBUNDLED LOCAL LOOP - Stand Alone | | | | | | | | | | | | | | | | | | |
| | | DS3 Unbundled Local Loop - per mile | | | | UE3 | 1L5ND | 9.25 | | | | | | | | | | |
| | | DS3 Unbundled Local Loop - Facility Termination | | | | UE3 | UE3PX | 308.31 | 551.38 | 338.08 | 173.00 | 120.42 | | | | | | |
| | | STS-1Unbundled Local Loop - per mile | | | | UDLSX | 1L5ND | 9.25 | | | | | | | | | | |
| | | STS-1 Unbundled Local Loop - Facility Termination | | | | UDLSX | UDLS1 | 320.51 | 551.38 | 338.08 | 173.00 | 120.42 | | | | | | |
| ENHANCED EXTENDED LINK (EELs) | | | | | | | | | | | | | | | | | | |
| Network Elements Used in Combinations | | | | | | | | | | | | | | | | | | |
| | | 2-Wire VG Loop (SL2) in Combination - Zone 1 | | 1 | UNCVX | UEAL2 | | 12.67 | 125.22 | 60.48 | 59.69 | 7.84 | | | | | | |
| | | 2-Wire VG Loop (SL2) in Combination - Zone 2 | | 2 | UNCVX | UEAL2 | | 17.45 | 125.22 | 60.48 | 59.69 | 7.84 | | | | | | |
| | | 2-Wire VG Loop (SL2) in Combination - Zone 3 | | 3 | UNCVX | UEAL2 | | 33.22 | 125.22 | 60.48 | 59.69 | 7.84 | | | | | | |
| | | 4-Wire Analog Voice Grade Loop in Combination - Zone 1 | | 1 | UNCVX | UEAL4 | | 29.26 | 125.22 | 60.48 | 59.69 | 7.84 | | | | | | |
| | | 4-Wire Analog Voice Grade Loop in Combination - Zone 2 | | 2 | UNCVX | UEAL4 | | 34.25 | 125.22 | 60.48 | 59.69 | 7.84 | | | | | | |
| | | 4-Wire Analog Voice Grade Loop in Combination - Zone 3 | | 3 | UNCVX | UEAL4 | | 85.06 | 125.22 | 60.48 | 59.69 | 7.84 | | | | | | |
| | | 2-Wire ISDN Loop in Combination - Zone 1 | | 1 | UNCNX | U1L2X | | 18.44 | 125.22 | 60.48 | 59.69 | 7.84 | | | | | | |
| | | 2-Wire ISDN Loop in Combination - Zone 2 | | 2 | UNCNX | U1L2X | | 25.08 | 125.22 | 60.48 | 59.69 | 7.84 | | | | | | |
| | | 2-Wire ISDN Loop in Combination - Zone 3 | | 3 | UNCNX | U1L2X | | 42.87 | 125.22 | 60.48 | 59.69 | 7.84 | | | | | | |
| | | 4-Wire 56Kbps Digital Grade Loop in Combination - Zone 1 | | 1 | UNCDX | UDL56 | | 27.59 | 125.22 | 60.48 | 59.69 | 7.84 | | | | | | |
| | | 4-Wire 56Kbps Digital Grade Loop in Combination - Zone 2 | | 2 | UNCDX | UDL56 | | 32.48 | 125.22 | 60.48 | 59.69 | 7.84 | | | | | | |
| | | 4-Wire 56Kbps Digital Grade Loop in Combination - Zone 3 | | 3 | UNCDX | UDL56 | | 36.37 | 125.22 | 60.48 | 59.69 | 7.84 | | | | | | |
| | | 4-Wire 64Kbps Digital Grade Loop in Combination - Zone 1 | | 1 | UNCDX | UDL64 | | 27.59 | 125.22 | 60.48 | 59.69 | 7.84 | | | | | | |
| | | 4-Wire 64Kbps Digital Grade Loop in Combination - Zone 2 | | 2 | UNCDX | UDL64 | | 32.48 | 125.22 | 60.48 | 59.69 | 7.84 | | | | | | |
| | | 4-Wire 64Kbps Digital Grade Loop in Combination - Zone 3 | | 3 | UNCDX | UDL64 | | 36.37 | 125.22 | 60.48 | 59.69 | 7.84 | | | | | | |
| | | 4-Wire DS1 Digital Loop in Combination - Zone 1 | | 1 | UNC1X | USLXX | | 86.47 | 210.70 | 114.60 | 63.96 | 17.97 | | | | | | |
| | | 4-Wire DS1 Digital Loop in Combination - Zone 2 | | 2 | UNC1X | USLXX | | 114.10 | 210.70 | 114.60 | 63.96 | 17.97 | | | | | | |
| | | 4-Wire DS1 Digital Loop in Combination - Zone 3 | | 3 | UNC1X | USLXX | | 297.76 | 210.70 | 114.60 | 63.96 | 17.97 | | | | | | |
| | | DS3 Local Loop in combination - per mile | | | UNC3X | 1L5ND | | 9.25 | | | | | | | | | | |
| | | DS3 Local Loop in combination - Facility Termination | | | UNC3X | UE3PX | | 308.31 | 237.36 | 147.69 | 83.43 | 32.67 | | | | | | |
| | | STS-1 Local Loop in combination - per mile | | | UNC3X | 1L5ND | | 9.25 | | | | | | | | | | |
| | | STS-1 Local Loop in combination - Facility Termination | | | UNC3X | UDLS1 | | 320.51 | 237.36 | 147.69 | 83.43 | 32.67 | | | | | | |
| | | Interoffice Channel in combination - 2-wire VG - per mile | | | UNCVX | 1L5XX | | 0.01 | | | | | | | | | | |
| | | Interoffice Channel in combination - 2-wire VG - Facility Termination | | | UNCVX | U1TV2 | | 23.95 | 98.09 | 53.67 | 56.31 | 22.42 | | | | | | |
| | | Interoffice Channel in combination - 4-wire VG - per mile | | | UNCVX | 1L5XX | | 0.01 | | | | | | | | | | |
| | | Interoffice Channel in combination - 4-wire VG - Facility Termination | | | UNCVX | U1TV4 | | 21.28 | 98.09 | 53.67 | 56.31 | 22.42 | | | | | | |
| | | Interoffice Channel in combination - 4-wire 56 kbps - per mile | | | UNCDDX | 1L5XX | | 0.01 | | | | | | | | | | |
| | | Interoffice Channel in combination - 4-wire 56 kbps - Facility Termination | | | UNCDDX | U1TD5 | | 17.25 | 98.09 | 53.67 | 56.31 | 22.42 | | | | | | |
| | | Interoffice Channel in combination - 4-wire 64 kbps - per mile | | | UNCDDX | 1L5XX | | 0.01 | | | | | | | | | | |
| | | Interoffice Channel in combination - 4-wire 64 kbps - Facility Termination | | | UNCDDX | U1TD6 | | 17.25 | 98.09 | 53.67 | 56.31 | 22.42 | | | | | | |
| | | Interoffice Channel in combination - DS1 - per mile | | | UNC1X | 1L5XX | | 0.19 | | | | | | | | | | |
| | | Interoffice Channel in combination - DS1 Facility Termination | | | UNC1X | U1TF1 | | 79.02 | 181.24 | 123.53 | 56.72 | 22.32 | | | | | | |
| | | Interoffice Channel in combination - DS3 - per mile | | | UNC3X | 1L5XX | | 4.09 | | | | | | | | | | |
| | | Interoffice Channel in combination - DS3 - Facility Termination | | | UNC3X | U1TF3 | | 966.89 | 350.56 | 141.58 | 48.00 | 23.39 | | | | | | |
| | | Interoffice Channel in combination - STS-1 - per mile | | | UNC3X | 1L5XX | | 4.09 | | | | | | | | | | |
| | | Interoffice Channel in combination - STS-1 Facility Termination | | | UNC3X | U1TFS | | 945.79 | 350.56 | 141.58 | 48.00 | 23.39 | | | | | | |
| ADDITIONAL NETWORK ELEMENTS | | | | | | | | | | | | | | | | | | |
| Optional Features & Functions: | | | | | | | | | | | | | | | | | | |
| | | Clear Channel Capability Extended Frame Option - per DS1 | I | | | U1TD1, ULDD1,UNC1X | CCOEF | | 0.00 | 0.00 | 0.00 | 0.00 | | | | | | |
| | | Clear Channel Capability Super FrameOption - per DS1 | I | | | U1TD1, ULDD1,UNC1X | CCOSF | | 0.00 | 0.00 | 0.00 | 0.00 | | | | | | |
| | | Clear Channel Capability (SF/ESF) Option - Subsequent Activity - per DS1 | I | | | ULDD1, U1TD1, UNC1X, USL | NRCCC | | 184.91 | 23.82 | 1.99 | 0.78 | | | | | | |
| | | C-bit Parity Option - Subsequent Activity - per DS3 | i | | | U1TD3, ULDD3, UE3, UNC3X | NRCCC3 | | 205.70 | 7.20 | 0.6924 | 0.00 | | | | | | |
| | | DS1/DS0 Channel System | | | | UNC1X | MQ1 | | 113.33 | 57.26 | 14.74 | 1.86 | | | | | | |
| | | DS3/DS1Channel System | | | | UNC3X, UNC3X | MQ3 | | 158.20 | 115.48 | 56.53 | 15.12 | 5.30 | | | | | |

| UNBUNDLED NETWORK ELEMENTS - Kentucky | | | | | | | | | | | | | Att: 2 Exh: A | | | |
|---|---|---------|------|---|-------|-----------|--------------|-------|-------------------------|----------------------------------|--------------------------------------|--|--|---|---|-------|
| CATEGORY | RATE ELEMENTS | Interim | Zone | BCS | USOC | RATES(\$) | | | | Svc Order Submitted Elec per LSR | Svc Order Submitted Manually per LSR | Incremental Charge - Manual Svc Order vs. Electronic-1st | Incremental Charge - Manual Svc Order vs. Electronic-Add'l | Incremental Charge - Manual Svc Order vs. Electronic-Disc 1st | Incremental Charge - Manual Svc Order vs. Electronic-Disc Add'l | |
| | | | | | | Rec | Nonrecurring | | Nonrecurring Disconnect | | OSS Rates(\$) | | | | | |
| | | | | | | | First | Add'l | First | Add'l | SOMEC | SOMAN | SOMAN | SOMAN | SOMAN | SOMAN |
| | Voice Grade COCI in combination | | | UNCVX | 1D1VG | 0.6228 | 6.71 | 4.84 | | | | | | | | |
| | Voice Grade COCI - for 2W-SL2 & 4W Voice Grade Local Loop | | | UEA | 1D1VG | 0.6228 | 6.71 | 4.84 | | | | | | | | |
| | Voice Grade COCI - for connection to a channelized DS1 Local Channel in the same SWC as collocation | | | U1TUC | 1D1VG | 0.6228 | 6.71 | 4.84 | | | | | | | | |
| | OCU-DP COCI (2.4-64kbs) in combination | | | UNCDX | 1D1DD | 1.32 | 6.71 | 4.84 | | | | | | | | |
| | OCU-DP COCI (2.4-64kbs) - for Unbundled Digital Loop | | | UDL | 1D1DD | 1.32 | 6.71 | 4.84 | | | | | | | | |
| | OCU-DP COCI (2.4-64kbs) - for connection to a channelized DS1 Local Channel in the same SWC as collocation | | | U1TUD | 1D1DD | 1.32 | 6.71 | 4.84 | | | | | | | | |
| | 2-wire ISDN COCI (BRITE) in combination | | | UNCNX | UC1CA | 2.84 | 6.71 | 4.84 | | | | | | | | |
| | 2-wire ISDN COCI (BRITE) - for a Local Loop | | | UDN | UC1CA | 2.84 | 6.71 | 4.84 | | | | | | | | |
| | 2-wire ISDN COCI (BRITE) - for connection to a channelized DS1 Local Channel in the same SWC as collocation | | | U1TUB | UC1CA | 2.84 | 6.71 | 4.84 | | | | | | | | |
| | DS1 COCI in combination | | | UNC1X | UC1D1 | 11.80 | 6.71 | 4.84 | | | | | | | | |
| | DS1 COCI - for Stand Alone Local Channel | | | ULDD1 | UC1D1 | 11.80 | 6.71 | 4.84 | | | | | | | | |
| | DS1 COCI - for Stand Alone Interoffice Channel | | | U1TD1 | UC1D1 | 11.80 | 6.71 | 4.84 | | | | | | | | |
| | DS1 COCI - for DS1 Local Loop | | | USL, NTCD1 | UC1D1 | 11.80 | 6.71 | 4.84 | | | | | | | | |
| | DS1 COCI - for connection to a channelized DS1 Local Channel in the same SWC as collocation | | | U1TUA | UC1D1 | 11.80 | 6.71 | 4.84 | | | | | | | | |
| | Wholesale - UNE, Switch-As-Is Conversion Charge | | | UNCVX, UNCDX, UNC1X, UNC3X, UNCSX, UDFCX, XDH1X, HFQC6, XDD2X, XDV6X, XDDFX, XDD4X, HFRST, UNCNX | UNCCC | | 8.98 | 8.98 | | | | | | | | |
| | Unbundled Misc Rate Element, SNE SAI, Single Network Element Switch As Is Non-recurring Charge, per circuit (LSR) | i | | U1TVX, U1TDX, U1TD1, U1TD3, U1TS1, UDF, UE3 | URES | | 36.80 | 16.10 | | | | | | | | |
| | Unbundled Misc Rate Element, SNE SAI, Single Network Element Switch As Is Non-recurring Charge, incremental charge per circuit on a spreadsheet | i | | U1TVX, U1TDX, U1TD1, U1TD3, U1TS1, UDF, UE3 | URES | | 1.49 | 1.49 | | | | | | | | |
| Access to DCS - Customer Reconfiguration (FlexServ) | | | | | | | | | | | | | | | | |
| | Customer Reconfiguration Establishment | | | | | | 1.63 | | 2.03 | | | | | | | |
| | DS1 DCS Termination with DS0 Switching | | | | | 25.69 | 32.88 | 23.58 | 21.09 | 15.88 | | | | | | |
| | DS1 DCS Termination with DS1 Switching | | | | | 12.41 | 25.07 | 15.76 | 16.23 | 11.02 | | | | | | |
| | DS3 DCS Termination with DS1 Switching | | | | | 154.20 | 32.88 | 23.58 | 21.09 | 15.88 | | | | | | |
| Node (SynchroNet) | | | | | | | | | | | | | | | | |
| | Node per month | | | UNCDX | UNCNT | 17.69 | | | | | | | | | | |
| Service Rearrangements | | | | | | | | | | | | | | | | |
| | NRC - Change in Facility Assignment per circuit Service Rearrangement | i | | U1TVX, U1TDX, U1TUC, U1TUD, U1TUB, ULDVX, ULDDX, UNCVX, UNCDX, UNC1X | URETD | | 101.09 | 43.04 | | | | | | | | |
| | NRC - Change in Facility Assignment per circuit Project Management (added to CFA per circuit if project managed) | i | | U1TVX, U1TDX, U1TUC, U1TUD, U1TUB, ULDVX, ULDDX, UNCVX, UNCDX, UNC1X | URETB | | 3.67 | 3.67 | | | | | | | | |
| | NRC - Order Coordination Specific Time - Dedicated Transport | i | | UNC1X, UNC3X | OCOSR | | 18.87 | 18.87 | | | | | | | | |
| COMMINGLING | | | | | | | | | | | | | | | | |
| | Commingling Authorization | | | UNCVX, UNCDX, UNC1X, UNC3X, UNCSX, U1TD1, U1TD3, U1TS1, UE3, UDLSX, U1TVX, U1TDX, U1TUB, ULDVX, ULDD1, ULDD3, ULDS1 | CMGAU | 0.00 | 0.00 | 0.00 | 0.00 | 0.00 | | | | | | |
| Commingled (UNE part of single bandwidth circuit) | | | | | | | | | | | | | | | | |
| | Commingled VG COCI | | | XDV2X | 1D1VG | 0.6228 | 10.07 | 7.08 | | | | | | | | |
| | Commingled Digital COCI | | | XDV6X | 1D1DD | 1.32 | 10.07 | 7.08 | | | | | | | | |

UNBUNDLED NETWORK ELEMENTS - Kentucky

| | | | | | | | | | | | Att: 2 Exh: A | | | | | |
|---|---------------|--|--|---------|------|---------------------|-------|-----------|--------------|--------|-------------------------|----------------------------------|--------------------------------------|--|---|---|
| CATEGORY | RATE ELEMENTS | | | Interim | Zone | BCS | USOC | RATES(\$) | | | | Svc Order Submitted Elec per LSR | Svc Order Submitted Manually per LSR | Incremental Charge - Manual Svc Order vs. Electronic-1st | Incremental Charge - Manual Svc Order vs. Electronic-Disc 1st | Incremental Charge - Manual Svc Order vs. Electronic-Disc Add'l |
| | | | | | | | | Rec | Nonrecurring | | Nonrecurring Disconnect | | OSS Rates(\$) | | | |
| | | | | | | | | | First | Add'l | First | Add'l | SOMEC | SOMAN | SOMAN | SOMAN |
| | | | | | | XDD4X | UC1CA | 2.84 | 10.07 | 7.08 | | | | | | |
| | | | | | | XDV2X | U1TV2 | 29.11 | 47.34 | 31.78 | 22.77 | 8.75 | | | | |
| | | | | | | XDV6X | U1TV4 | 25.86 | 47.34 | 31.78 | 22.77 | 8.75 | | | | |
| | | | | | | XDD4X | U1TD5 | 20.97 | 47.35 | 31.78 | 22.77 | 8.75 | | | | |
| | | | | | | XDD4X | U1TD6 | 20.97 | 47.35 | 31.78 | 22.77 | 8.75 | | | | |
| | | | | | | XDV2X, XDV6X, XDD4X | 1L5XX | 0.0115 | | | | | | | | |
| | | | | | 1 | XDV2X | UEAL2 | 12.67 | 134.89 | 81.87 | 73.65 | 14.88 | | | | |
| | | | | | 2 | XDV2X | UEAL2 | 17.45 | 134.89 | 81.87 | 73.65 | 14.88 | | | | |
| | | | | | 3 | XDV2X | UEAL2 | 33.22 | 134.89 | 81.87 | 73.65 | 14.88 | | | | |
| | | | | | 1 | XDV6X | UEAL2 | 29.26 | 164.11 | 122.36 | 78.91 | 18.66 | | | | |
| | | | | | 2 | XDV6X | UEAL4 | 34.25 | 164.11 | 112.36 | 78.91 | 18.66 | | | | |
| | | | | | 3 | XDV6X | UEAL4 | 85.06 | 164.11 | 112.36 | 78.91 | 18.66 | | | | |
| | | | | | 1 | XDD4X | UDL56 | 27.59 | 157.81 | 106.06 | 78.91 | 18.66 | | | | |
| | | | | | 2 | XDD4X | UDL56 | 32.48 | 157.81 | 106.06 | 78.91 | 18.66 | | | | |
| | | | | | 3 | XDD4X | UDL56 | 36.37 | 157.81 | 106.06 | 78.91 | 18.66 | | | | |
| | | | | | 1 | XDD4X | UDL64 | 27.59 | 157.81 | 106.06 | 78.91 | 18.66 | | | | |
| | | | | | 2 | XDD4X | UDL64 | 32.48 | 157.81 | 106.06 | 78.91 | 18.66 | | | | |
| | | | | | 3 | XDD4X | UDL64 | 36.37 | 157.81 | 106.06 | 78.91 | 18.66 | | | | |
| | | | | | 1 | XDD4X | U1L2X | 18.44 | 146.77 | 95.02 | 71.38 | 13.83 | | | | |
| | | | | | 2 | XDD4X | U1L2X | 25.08 | 146.77 | 95.02 | 71.38 | 13.83 | | | | |
| | | | | | 3 | XDD4X | U1L2X | 42.87 | 146.77 | 95.02 | 71.38 | 13.83 | | | | |
| | | | | | | XDH1X | UC1D1 | 11.80 | 10.07 | 7.08 | | | | | | |
| | | | | | | XDH1X | U1TF1 | 96.04 | 105.52 | 98.46 | 23.09 | 20.49 | | | | |
| | | | | | | XDH1X | 1L5XX | 0.23 | | | | | | | | |
| | | | | | | XDH1X | MQ1 | 113.33 | 101.4 | 71.6 | 13.79 | 13.04 | | | | |
| | | | | | 1 | XDH1X | USLXX | 86.47 | 306.69 | 174.44 | 65.83 | 14.55 | | | | |
| | | | | | 2 | XDH1X | USLXX | 114.10 | 306.69 | 174.44 | 65.83 | 14.55 | | | | |
| | | | | | 3 | XDH1X | USLXX | 297.76 | 306.69 | 174.44 | 65.83 | 14.55 | | | | |
| | | | | | | HFQC6 | UE3PX | 308.31 | 551.38 | 338.08 | 173 | 120.42 | | | | |
| | | | | | | HFQC6, HFRST | 1L5ND | 9.25 | | | | | | | | |
| | | | | | | HFRST | UDL51 | 320.51 | 551.38 | 338.08 | 173 | 120.42 | | | | |
| | | | | | | HFQC6 | MQ3 | 158.20 | 199.23 | 118.62 | 50.16 | 48.59 | | | | |
| | | | | | | HFQC6 | U1TF3 | 1175.15 | 335.4 | 219.24 | 89.57 | 87.75 | | | | |
| | | | | | | HFQC6 | 1L5XX | 4.97 | | | | | | | | |
| | | | | | | HFRST | U1TFS | 1149.51 | 350.4 | 219.24 | 89.57 | 87.75 | | | | |
| | | | | | | HFRST | 1L5XX | 4.97 | | | | | | | | |
| | | | | | | HEQDL | 1L5DF | 30.74 | | | | | | | | |
| | | | | | | HEQDL | UDF14 | | 732.53 | 192.67 | 377.27 | 241.67 | | | | |
| | | | | | | XDH1X, HFQC6 | CMGUN | 0.00 | 0.00 | 0.00 | 0.00 | 0.00 | | | | |
| | | | | | | XDH1X, HFQC6 | CMGSP | 0.00 | 0.00 | 0.00 | 0.00 | 0.00 | | | | |
| LNP Query Service | | | | | | | | | | | | | | | | |
| | | | | | | | | 0.0008695 | | | | | | | | |
| | | | | | | | | | 13.82 | 13.82 | 12.71 | 12.71 | | | | |
| | | | | | | | | | 953.27 | 487.00 | 431.95 | 317.61 | | | | |
| 911 PBX LOCATE | | | | | | | | | | | | | | | | |
| 911 PBX LOCATE DATABASE CAPABILITY | | | | | | | | | | | | | | | | |
| | | | | | | 9PBDC | 9PBEU | 1,814.00 | | | | | | | | |
| | | | | | | 9PBDC | 9PBTN | 181.57 | | | | | | | | |
| | | | | | | 9PBDC | 9PBMM | 0.07 | | | | | | | | |
| | | | | | | 9PBDC | 9PBPC | 533.00 | | | | | | | | |
| | | | | | | 9PBDC | 9PBMR | 179.88 | | | | | | | | |
| | | | | | | 9PBDC | 9PBSC | 7.86 | | | | | | | | |
| 911 PBX LOCATE TRANSPORT COMPONENT | | | | | | | | | | | | | | | | |
| See Art 3 | | | | | | | | | | | | | | | | |
| Note: Rates displaying an "I" in Interim column are interim as a result of a Commission order. | | | | | | | | | | | | | | | | |

| UNBUNDLED NETWORK ELEMENTS - Louisiana | | | | | | | | | | | Att: 2 Exh: A | | | | | |
|--|---|---------|------|---|--------|-----------|--------------|-------|-------------------------|----------------------------------|--------------------------------------|--|--|---|---|-------|
| CATEGORY | RATE ELEMENTS | Interim | Zone | BCS | USOC | RATES(\$) | | | | Svc Order Submitted Elec per LSR | Svc Order Submitted Manually per LSR | Incremental Charge - Manual Svc Order vs. Electronic-1st | Incremental Charge - Manual Svc Order vs. Electronic-Add'l | Incremental Charge - Manual Svc Order vs. Electronic-Disc 1st | Incremental Charge - Manual Svc Order vs. Electronic-Disc Add'l | |
| | | | | | | Rec | Nonrecurring | | Nonrecurring Disconnect | | OSS Rates(\$) | | | | | |
| | | | | | | | First | Add'l | First | Add'l | SOME C | SOMAN | SOMAN | SOMAN | SOMAN | SOMAN |
| The "Zone" shown in the sections for stand-alone loops or loops as part of a combination refers to Geographically Deaveraged UNE Zones. To view Geographically Deaveraged UNE Zone Designations by Central Office, refer to internet Website: http://wholesale.att.com/ | | | | | | | | | | | | | | | | |
| OPERATIONS SUPPORT SYSTEMS (OSS) - "REGIONAL RATES" | | | | | | | | | | | | | | | | |
| NOTE: (1) CLEC should contact its contract negotiator if it prefers the "state specific" OSS charges as ordered by the State Commissions. The OSS charges currently contained in this rate exhibit are the AT&T "regional" service ordering charges. CLEC may elect either the state specific Commission ordered rates for the service ordering charges, or CLEC may elect the regional service ordering charge, however, CLEC can not obtain a mixture of the two regardless if CLEC has a interconnection contract established in each of the 9 states. | | | | | | | | | | | | | | | | |
| NOTE: (2) Any element that can be ordered electronically will be billed according to the SOME C rate listed in this category. Please refer to AT&T's Local Ordering Handbook (LOH) to determine if a product can be ordered electronically. For those elements that cannot be ordered electronically at present per the LOH, the listed SOME C rate in this category reflects the charge that would be billed to a CLEC once electronic ordering capabilities come on-line for that element. Otherwise, the manual ordering charge, SOMAN, will be applied to a CLECs bill when it submits an LSR to AT&T. | | | | | | | | | | | | | | | | |
| | OSS - Electronic Service Order Charge, Per Local Service Request (LSR) - UNE Only | | | | SOME C | | 3.50 | 0.00 | 3.50 | 0.00 | | | | | | |
| | OSS - Manual Service Order Charge, Per Local Service Request (LSR) - UNE Only | | | | SOMAN | | 15.20 | 0.00 | 15.20 | 0.00 | | | | | | |
| UNE SERVICE DATE ADVANCEMENT CHARGE | | | | | | | | | | | | | | | | |
| NOTE: The Expedite charge will be maintained commensurate with BellSouth's FCC No.1 Tariff, Section 5 as applicable. | | | | | | | | | | | | | | | | |
| | UNE Expedite Charge per Circuit or Line Assignable USOC, per Day | | | UAL, UEANL, UCL, UEF, UDF, UEQ, UDL, UENTW, UDN, UEA, UHL, ULC, USL, U1T12, U1T48, U1TD1, U1TD3, U1TDX, U1TO3, U1TS1, U1TVX, UC1BC, UC1BL, UC1CC, UC1CL, UC1DC, UC1DL, UC1EC, UC1EL, UC1FC, UC1FL, UC1GC, UC1GL, UC1HC, UC1HL, UDL12, UDL48, UDL03, UDL5X, UE3, ULD12, ULD48, ULDD1, ULDD3, ULDDX, ULDO3, ULDS1, ULDVX, UNC1X, UNC3X, UNCDX, UNCNX, UNCSX, UNCVX, UNLD1, UNLD3, UXTD1, UXTD3, UXTS1, U1TUC, U1TUD, U1TUB, U1TUA,NTCVG, NTCUD, NTCD1 | SDASP | | 200.00 | | | | | | | | | |
| ORDER MODIFICATION CHARGE | | | | | | | | | | | | | | | | |
| | Order Modification Charge (OMC) | | | | | | 26.21 | 0.00 | 0.00 | 0.00 | | | | | | |
| | Order Modification Additional Dispatch Charge (OMCAD) | | | | | | 150.00 | 0.00 | 0.00 | 0.00 | | | | | | |
| UNBUNDLED EXCHANGE ACCESS LOOP | | | | | | | | | | | | | | | | |
| 2-WIRE ANALOG VOICE GRADE LOOP | | | | | | | | | | | | | | | | |
| | 2-Wire Analog Voice Grade Loop - Service Level 1- Zone 1 | | 1 | UEANL | UEAL2 | | 12.90 | 36.54 | 16.87 | | | | | | | |
| | 2-Wire Analog Voice Grade Loop - Service Level 1- Zone 2 | | 2 | UEANL | UEAL2 | | 23.33 | 36.54 | 16.87 | | | | | | | |
| | 2-Wire Analog Voice Grade Loop - Service Level 1- Zone 3 | | 3 | UEANL | UEAL2 | | 48.43 | 36.54 | 16.87 | | | | | | | |
| | 2-Wire Analog Voice Grade Loop - Service Level 1- Zone 1 | | 1 | UEANL | UEASL | | 12.90 | 36.54 | 16.87 | | | | | | | |
| | 2-Wire Analog Voice Grade Loop - Service Level 1- Zone 2 | | 2 | UEANL | UEASL | | 23.33 | 36.54 | 16.87 | | | | | | | |
| | 2-Wire Analog Voice Grade Loop - Service Level 1- Zone 3 | | 3 | UEANL | UEASL | | 48.43 | 36.54 | 16.87 | | | | | | | |
| | Tag Loop at End User Premise | | | UEANL | URETL | | | 8.92 | 0.88 | | | | | | | |
| | Loop Testing - Basic 1st Half Hour | | | UEANL | URET1 | | | 33.17 | 0.00 | | | | | | | |
| | Loop Testing - Basic Additional Half Hour | | | UEANL | URETA | | | 19.28 | 19.28 | | | | | | | |
| | Manual Order Coordination for UVL-SL1s (per loop) | | | UEANL | UEAMC | | | 7.92 | 7.92 | | | | | | | |
| | Order Coordination for Specified Conversion Time for UVL-SL1 (per LSR) | | | UEANL | OCOSL | | | 17.56 | 17.56 | | | | | | | |

UNBUNDLED NETWORK ELEMENTS - Louisiana

| UNBUNDLED NETWORK ELEMENTS - Louisiana | | | | | | | | | | | | | Att: 2 Exh: A | | | | |
|--|---------------|---|---------|------|-------|--------|-----------|--------------|-------|-------------------------|----------------------------------|--------------------------------------|--|--|---|---|-------|
| CATEGORY | RATE ELEMENTS | | Interim | Zone | BCS | USOC | RATES(\$) | | | | Svc Order Submitted Elec per LSR | Svc Order Submitted Manually per LSR | Incremental Charge - Manual Svc Order vs. Electronic-1st | Incremental Charge - Manual Svc Order vs. Electronic-Add'l | Incremental Charge - Manual Svc Order vs. Electronic-Disc 1st | Incremental Charge - Manual Svc Order vs. Electronic-Disc Add'l | |
| | | | | | | | Rec | Nonrecurring | | Nonrecurring Disconnect | | OSS Rates(\$) | | | | | |
| | | | | | | | | First | Add'l | First | Add'l | SOMEC | SOMAN | SOMAN | SOMAN | SOMAN | SOMAN |
| | | Unbundled Non-Design Voice Loop, billing for AT&T providing make-up (Engineering Information - E.I.) | | | UEANL | UEANM | | 13.04 | 13.04 | | | | | | | | |
| | | Unbundled Loop Service Rearrangement, change in loop facility, per circuit | | | UEANL | UREWO | | 15.75 | 8.93 | | | | | | | | |
| | | Bulk Migration, per 2 Wire Voice Loop-SL1 | | | UEANL | UREPN | | 36.54 | 16.87 | | | | | | | | |
| | | Bulk Migration Order Coordination, per 2 Wire Voice Loop-SL1 | | | UEANL | UREPM | | 7.92 | 7.92 | | | | | | | | |
| 2-WIRE Unbundled COPPER LOOP | | | | | | | | | | | | | | | | | |
| | | 2-Wire Unbundled Copper Loop - Non-Designed Zone 1 | I | 1 | UEQ | UEQ2X | 12.40 | 35.27 | 15.60 | | | | | | | | |
| | | 2 Wire Unbundled Copper Loop - Non-Designed - Zone 2 | I | 2 | UEQ | UEQ2X | 14.32 | 35.27 | 15.60 | | | | | | | | |
| | | 2 Wire Unbundled Copper Loop - Non-Designed - Zone 3 | I | 3 | UEQ | UEQ2X | 16.87 | 35.27 | 15.60 | | | | | | | | |
| | | Unbundled Miscellaneous Rate Element, Tag Loop at End User Premise | | | UEQ | URETL | | 8.92 | 0.88 | | | | | | | | |
| | | Loop Testing - Basic 1st Half Hour | | | UEQ | URET1 | | 33.17 | 0.00 | | | | | | | | |
| | | Loop Testing - Basic Additional Half Hour | | | UEQ | URETA | | 19.28 | 19.28 | | | | | | | | |
| | | Manual Order Coordination 2 Wire Unbundled Copper Loop - Non-Designed (per loop) | | | UEQ | USBMC | | 7.92 | 7.92 | | | | | | | | |
| | | Unbundled Copper Loop - Non-Design, billing for AT&T providing make-up (Engineering Information - E.I.) | | | UEQ | UEQMU | | 13.04 | 13.04 | | | | | | | | |
| | | Unbundled Loop Service Rearrangement, change in loop facility, per circuit | | | UEQ | UREWO | | 14.25 | 7.42 | | | | | | | | |
| | | Bulk Migration, per 2 Wire UCL-ND | | | UEQ | UREPN | | 35.27 | 15.60 | | | | | | | | |
| | | Bulk Migration Order Coordination, per 2 Wire UCL-ND | | | UEQ | UREPM | | 7.92 | 7.92 | | | | | | | | |
| UNBUNDLED EXCHANGE ACCESS LOOP | | | | | | | | | | | | | | | | | |
| 2-WIRE ANALOG VOICE GRADE LOOP | | | | | | | | | | | | | | | | | |
| | | 2-Wire Analog Voice Grade Loop - Service Level 2 w/Loop or Ground Start Signaling - Zone 1 | | 1 | UEA | UEAL2 | 14.93 | 102.10 | 65.72 | | | | | | | | |
| | | 2-Wire Analog Voice Grade Loop - Service Level 2 w/Loop or Ground Start Signaling - Zone 2 | | 2 | UEA | UEAL2 | 25.35 | 102.10 | 65.72 | | | | | | | | |
| | | 2-Wire Analog Voice Grade Loop - Service Level 2 w/Loop or Ground Start Signaling - Zone 3 | | 3 | UEA | UEAL2 | 50.46 | 102.10 | 65.72 | | | | | | | | |
| | | 2-Wire Analog Voice Grade Loop - Service Level 2 w/Reverse Battery Signaling - Zone 1 | | 1 | UEA | UEAR2 | 14.93 | 102.10 | 65.72 | | | | | | | | |
| | | 2-Wire Analog Voice Grade Loop - Service Level 2 w/Reverse Battery Signaling - Zone 2 | | 2 | UEA | UEAR2 | 25.35 | 102.10 | 65.72 | | | | | | | | |
| | | 2-Wire Analog Voice Grade Loop - Service Level 2 w/Reverse Battery Signaling - Zone 3 | | 3 | UEA | UEAR2 | 50.46 | 102.10 | 65.72 | | | | | | | | |
| | | Switch-As-Is Conversion rate per UNE Loop, Single LSR, (per DS0) | | | UEA | URES L | | 24.98 | 3.52 | | | | | | | | |
| | | Switch-As-Is Conversion rate per UNE Loop, Spreadsheet, (per DS0) | | | UEA | URES P | | 26.47 | 5.01 | | | | | | | | |
| | | Unbundled Loop Service Rearrangement, change in loop facility, per circuit | | | UEA | UREWO | | 87.59 | 36.30 | | | | | | | | |
| | | Loop Tagging - Service Level 2 (SL2) | | | UEA | URETL | | 11.20 | 1.10 | | | | | | | | |
| | | Bulk Migration, per 2 Wire Voice Loop-SL2 | | | UEA | UREPN | | 102.10 | 65.72 | | | | | | | | |
| | | Bulk Migration Order Coordination, per 2 Wire Voice Loop-SL2 | | | UEA | UREPM | | 0.00 | 0.00 | | | | | | | | |
| 4-WIRE ANALOG VOICE GRADE LOOP | | | | | | | | | | | | | | | | | |
| | | 4-Wire Analog Voice Grade Loop - Zone 1 | | 1 | UEA | UEAL4 | 30.81 | 127.40 | 91.02 | | | | | | | | |
| | | 4-Wire Analog Voice Grade Loop - Zone 2 | | 2 | UEA | UEAL4 | 38.32 | 127.40 | 91.02 | | | | | | | | |
| | | 4-Wire Analog Voice Grade Loop - Zone 3 | | 3 | UEA | UEAL4 | 60.39 | 127.40 | 91.02 | | | | | | | | |
| | | Switch-As-Is Conversion rate per UNE Loop, Single LSR, (per DS0) | | | UEA | URES L | | 24.98 | 3.52 | | | | | | | | |
| | | Switch-As-Is Conversion rate per UNE Loop, Spreadsheet, (per DS0) | | | UEA | URES P | | 26.47 | 5.01 | | | | | | | | |
| | | Unbundled Loop Service Rearrangement, change in loop facility, per circuit | | | UEA | UREWO | | 87.59 | 36.30 | | | | | | | | |
| 2-WIRE ISDN DIGITAL GRADE LOOP | | | | | | | | | | | | | | | | | |
| | | 2-Wire ISDN Digital Grade Loop - Zone 1 | | 1 | UDN | U1L2X | 22.09 | 113.34 | 76.96 | | | | | | | | |
| | | 2-Wire ISDN Digital Grade Loop - Zone 2 | | 2 | UDN | U1L2X | 35.28 | 113.34 | 76.96 | | | | | | | | |
| | | 2-Wire ISDN Digital Grade Loop - Zone 3 | | 3 | UDN | U1L2X | 65.18 | 113.34 | 76.96 | | | | | | | | |
| | | Unbundled Loop Service Rearrangement, change in loop facility, per circuit | | | UDN | UREWO | | 91.49 | 44.09 | | | | | | | | |
| 2-WIRE ASYMMETRICAL DIGITAL SUBSCRIBER LINE (ADSL) COMPATIBLE LOOP | | | | | | | | | | | | | | | | | |
| | | 2 Wire Unbundled ADSL Loop including manual service inquiry & facility reservation - Zone 1 | | 1 | UAL | UAL2X | 12.29 | 117.08 | 68.36 | | | | | | | | |

| UNBUNDLED NETWORK ELEMENTS - Louisiana | | | | | | | | | | | | Att: 2 Exh: A | | | | |
|---|---|---------|------|-----|-------|-----------|--------------|--------|-------------------------|----------------------------------|--------------------------------------|--|--|---|---|-------|
| CATEGORY | RATE ELEMENTS | Interim | Zone | BCS | USOC | RATES(\$) | | | | Svc Order Submitted Elec per LSR | Svc Order Submitted Manually per LSR | Incremental Charge - Manual Svc Order vs. Electronic-1st | Incremental Charge - Manual Svc Order vs. Electronic-Add'l | Incremental Charge - Manual Svc Order vs. Electronic-Disc 1st | Incremental Charge - Manual Svc Order vs. Electronic-Disc Add'l | |
| | | | | | | Rec | Nonrecurring | | Nonrecurring Disconnect | | OSS Rates(\$) | | | | | |
| | | | | | | | First | Add'l | First | Add'l | SOMEC | SOMAN | SOMAN | SOMAN | SOMAN | SOMAN |
| | 2 Wire Unbundled ADSL Loop including manual service inquiry & facility reservation - Zone 2 | | 2 | UAL | UAL2X | 14.09 | 117.08 | 68.36 | | | | | | | | |
| | 2 Wire Unbundled ADSL Loop including manual service inquiry & facility reservation - Zone 3 | | 3 | UAL | UAL2X | 15.75 | 117.08 | 68.36 | | | | | | | | |
| | 2 Wire Unbundled ADSL Loop without manual service inquiry & facility reservation - Zone 1 | | 1 | UAL | UAL2W | 12.29 | 92.83 | 56.02 | | | | | | | | |
| | 2 Wire Unbundled ADSL Loop without manual service inquiry & facility reservation - Zone 2 | | 2 | UAL | UAL2W | 14.09 | 92.83 | 56.02 | | | | | | | | |
| | 2 Wire Unbundled ADSL Loop without manual service inquiry & facility reservation - Zone 3 | | 3 | UAL | UAL2W | 15.75 | 92.83 | 56.02 | | | | | | | | |
| | Unbundled Loop Service Rearrangement, change in loop facility, per circuit | | | UAL | UREWO | | 86.07 | 40.34 | | | | | | | | |
| 2-WIRE HIGH BIT RATE DIGITAL SUBSCRIBER LINE (HDSL) COMPATIBLE LOOP | | | | | | | | | | | | | | | | |
| | 2 Wire Unbundled HDSL Loop including manual service inquiry & facility reservation - Zone 1 | | 1 | UHL | UHL2X | 9.79 | 125.50 | 76.77 | | | | | | | | |
| | 2 Wire Unbundled HDSL Loop including manual service inquiry & facility reservation - Zone 2 | | 2 | UHL | UHL2X | 11.52 | 125.50 | 76.77 | | | | | | | | |
| | 2 Wire Unbundled HDSL Loop including manual service inquiry & facility reservation - Zone 3 | | 3 | UHL | UHL2X | 12.74 | 125.50 | 76.77 | | | | | | | | |
| | 2 Wire Unbundled HDSL Loop without manual service inquiry and facility reservation - Zone 1 | | 1 | UHL | UHL2W | 9.79 | 101.24 | 64.43 | | | | | | | | |
| | 2 Wire Unbundled HDSL Loop without manual service inquiry and facility reservation - Zone 2 | | 2 | UHL | UHL2W | 11.52 | 101.24 | 64.43 | | | | | | | | |
| | 2 Wire Unbundled HDSL Loop without manual service inquiry and facility reservation - Zone 3 | | 3 | UHL | UHL2W | 12.74 | 101.24 | 64.43 | | | | | | | | |
| | Unbundled Loop Service Rearrangement, change in loop facility, per circuit | | | UHL | UREWO | | 86.00 | 40.34 | | | | | | | | |
| 4-WIRE HIGH BIT RATE DIGITAL SUBSCRIBER LINE (HDSL) COMPATIBLE LOOP | | | | | | | | | | | | | | | | |
| | 4 Wire Unbundled HDSL Loop including manual service inquiry and facility reservation - Zone 1 | | 1 | UHL | UHL4X | 16.24 | 153.26 | 104.54 | | | | | | | | |
| | 4-Wire Unbundled HDSL Loop including manual service inquiry and facility reservation - Zone 2 | | 2 | UHL | UHL4X | 16.65 | 153.26 | 104.54 | | | | | | | | |
| | 4-Wire Unbundled HDSL Loop including manual service inquiry and facility reservation - Zone 3 | | 3 | UHL | UHL4X | 17.34 | 153.26 | 104.54 | | | | | | | | |
| | 4-Wire Unbundled HDSL Loop without manual service inquiry and facility reservation - Zone 1 | | 1 | UHL | UHL4W | 16.24 | 129.00 | 92.20 | | | | | | | | |
| | 4-Wire Unbundled HDSL Loop without manual service inquiry and facility reservation - Zone 2 | | 2 | UHL | UHL4W | 16.65 | 129.00 | 92.20 | | | | | | | | |
| | 4-Wire Unbundled HDSL Loop without manual service inquiry and facility reservation - Zone 3 | | 3 | UHL | UHL4W | 17.34 | 129.00 | 92.20 | | | | | | | | |
| | Unbundled Loop Service Rearrangement, change in loop facility, per circuit | | | UHL | UREWO | | 86.00 | 40.34 | | | | | | | | |
| 4-WIRE DS1 DIGITAL LOOP | | | | | | | | | | | | | | | | |
| | 4-Wire DS1 Digital Loop - Zone 1 | | 1 | USL | USLXX | 85.70 | 245.16 | 152.98 | | | | | | | | |
| | 4-Wire DS1 Digital Loop - Zone 2 | | 2 | USL | USLXX | 194.96 | 245.16 | 152.98 | | | | | | | | |
| | 4-Wire DS1 Digital Loop - Zone 3 | | 3 | USL | USLXX | 491.94 | 245.16 | 152.98 | | | | | | | | |
| | Switch-As-Is Conversion rate per UNE Loop, Single LSR, (per DS1) | | | USL | URES | | 24.98 | 3.52 | | | | | | | | |
| | Switch-As-Is Conversion rate per UNE Loop, Spreadsheet, (per DS1) | | | USL | URES | | 26.47 | 5.01 | | | | | | | | |
| | Unbundled Loop Service Rearrangement, change in loop facility, per circuit | | | USL | UREWO | | 100.93 | 42.98 | | | | | | | | |
| 4-WIRE 19.2, 56 OR 64 KBPS DIGITAL GRADE LOOP | | | | | | | | | | | | | | | | |
| | 4 Wire Unbundled Digital Loop 2.4 Kbps - Zone 1 | | 1 | UDL | UDL2X | 30.99 | 121.86 | 85.48 | | | | | | | | |
| | 4 Wire Unbundled Digital Loop 2.4 Kbps - Zone 2 | | 2 | UDL | UDL2X | 36.78 | 121.86 | 85.48 | | | | | | | | |
| | 4 Wire Unbundled Digital Loop 2.4 Kbps - Zone3 | | 3 | UDL | UDL2X | 38.92 | 121.86 | 85.48 | | | | | | | | |
| | 4 Wire Unbundled Digital Loop 4.8 Kbps -Zone 1 | | 1 | UDL | UDL4X | 30.99 | 121.86 | 85.48 | | | | | | | | |
| | 4 Wire Unbundled Digital Loop 4.8 Kbps - Zone 2 | | 2 | UDL | UDL4X | 36.78 | 121.86 | 85.48 | | | | | | | | |
| | 4 Wire Unbundled Digital Loop 4.8 Kbps - Zone 3 | | 3 | UDL | UDL4X | 38.92 | 121.86 | 85.48 | | | | | | | | |
| | 4 Wire Unbundled Digital Loop 9.6 Kbps - Zone 1 | | 1 | UDL | UDL9X | 30.99 | 121.86 | 85.48 | | | | | | | | |
| | 5 Wire Unbundled Digital Loop 9.6 Kbps - Zone 2 | | 2 | UDL | UDL9X | 36.78 | 121.86 | 85.48 | | | | | | | | |
| | 6 Wire Unbundled Digital Loop 9.6 Kbps - Zone 3 | | 3 | UDL | UDL9X | 38.92 | 121.86 | 85.48 | | | | | | | | |
| | 4 Wire Unbundled Digital 19.2 Kbps - Zone 1 | | 1 | UDL | UDL19 | 30.99 | 121.86 | 85.48 | | | | | | | | |
| | 4 Wire Unbundled Digital 19.2 Kbps - Zone 2 | | 2 | UDL | UDL19 | 36.78 | 121.86 | 85.48 | | | | | | | | |

| UNBUNDLED NETWORK ELEMENTS - Louisiana | | | | | | | | | | | | | Att: 2 Exh: A | | | |
|--|--|---------|------|------------------------------|-------|-----------|--------------|-------|-------------------------|----------------------------------|--------------------------------------|--|--|---|---|-------|
| CATEGORY | RATE ELEMENTS | Interim | Zone | BCS | USOC | RATES(\$) | | | | Svc Order Submitted Elec per LSR | Svc Order Submitted Manually per LSR | Incremental Charge - Manual Svc Order vs. Electronic-1st | Incremental Charge - Manual Svc Order vs. Electronic-Add'l | Incremental Charge - Manual Svc Order vs. Electronic-Disc 1st | Incremental Charge - Manual Svc Order vs. Electronic-Disc Add'l | |
| | | | | | | Rec | Nonrecurring | | Nonrecurring Disconnect | | OSS Rates(\$) | | | | | |
| | | | | | | | First | Add'l | First | Add'l | SOMEC | SOMAN | SOMAN | SOMAN | SOMAN | SOMAN |
| | 4 Wire Unbundled Digital 19.2 Kbps - Zone 3 | | 3 | UDL | UDL19 | 38.92 | 121.86 | 85.48 | | | | | | | | |
| | 4 Wire Unbundled Digital Loop 56 Kbps - Zone 1 | | 1 | UDL | UDL56 | 30.99 | 121.86 | 85.48 | | | | | | | | |
| | 4 Wire Unbundled Digital Loop 56 Kbps - Zone 2 | | 2 | UDL | UDL56 | 36.78 | 121.86 | 85.48 | | | | | | | | |
| | 4 Wire Unbundled Digital Loop 56 Kbps - Zone 3 | | 3 | UDL | UDL56 | 38.92 | 121.86 | 85.48 | | | | | | | | |
| | 4 Wire Unbundled Digital Loop 64 Kbps - Zone 1 | | 1 | UDL | UDL64 | 30.99 | 121.86 | 85.48 | | | | | | | | |
| | 4 Wire Unbundled Digital Loop 64 Kbps - Zone 2 | | 2 | UDL | UDL64 | 36.78 | 121.86 | 85.48 | | | | | | | | |
| | 4 Wire Unbundled Digital Loop 64 Kbps - Zone 3 | | 3 | UDL | UDL64 | 38.92 | 121.86 | 85.48 | | | | | | | | |
| | Switch-As-Is Conversion rate per UNE Loop, Single LSR, (per DS0) | | | UDL | URES | | 24.98 | 3.52 | | | | | | | | |
| | Switch-As-Is Conversion rate per UNE Loop, Spreadsheet, (per DS0) | | | UDL | URESP | | 26.47 | 5.01 | | | | | | | | |
| | Unbundled Loop Service Rearrangement, change in loop facility, per circuit | | | UDL | UREWO | | 101.97 | 49.67 | | | | | | | | |
| 2-WIRE Unbundled COPPER LOOP | | | | | | | | | | | | | | | | |
| | 2-Wire Unbundled Copper Loop-Designed including manual service inquiry & facility reservation - Zone 1 | | 1 | UCL | UCLPB | 12.29 | 116.18 | 67.46 | | | | | | | | |
| | 2-Wire Unbundled Copper Loop-Designed including manual service inquiry & facility reservation - Zone 2 | | 2 | UCL | UCLPB | 14.09 | 116.18 | 67.46 | | | | | | | | |
| | 2 Wire Unbundled Copper Loop-Designed including manual service inquiry & facility reservation - Zone 3 | | 3 | UCL | UCLPB | 15.75 | 116.18 | 67.46 | | | | | | | | |
| | 2-Wire Unbundled Copper Loop-Designed without manual service inquiry and facility reservation - Zone 1 | | 1 | UCL | UCLPW | 12.29 | 91.92 | 55.12 | | | | | | | | |
| | 2-Wire Unbundled Copper Loop-Designed without manual service inquiry and facility reservation - Zone 2 | | 2 | UCL | UCLPW | 14.09 | 91.92 | 55.12 | | | | | | | | |
| | 2-Wire Unbundled Copper Loop-Designed without manual service inquiry and facility reservation - Zone 3 | | 3 | UCL | UCLPW | 15.75 | 91.92 | 55.12 | | | | | | | | |
| | Order Coordination for Unbundled Copper Loops (per loop) | | | UCL | UCLMC | | 7.92 | 7.92 | | | | | | | | |
| | Unbundled Loop Service Rearrangement, change in loop facility, per circuit | | | UCL | UREWO | | 91.92 | 42.47 | | | | | | | | |
| 4-WIRE COPPER LOOP | | | | | | | | | | | | | | | | |
| | 4-Wire Copper Loop-Designed including manual service inquiry and facility reservation - Zone 1 | | 1 | UCL | UCL4S | 22.27 | 139.69 | 90.96 | | | | | | | | |
| | 4-Wire Copper Loop-Designed including manual service inquiry and facility reservation - Zone 2 | | 2 | UCL | UCL4S | 18.95 | 139.69 | 90.96 | | | | | | | | |
| | 4-Wire Copper Loop-Designed including manual service inquiry and facility reservation - Zone 3 | | 3 | UCL | UCL4S | 10.99 | 139.69 | 90.96 | | | | | | | | |
| | 4-Wire Copper Loop-Designed without manual service inquiry and facility reservation - Zone 1 | | 1 | UCL | UCL4W | 22.27 | 115.43 | 78.63 | | | | | | | | |
| | 4-Wire Copper Loop-Designed without manual service inquiry and facility reservation - Zone 2 | | 2 | UCL | UCL4W | 18.95 | 115.43 | 78.63 | | | | | | | | |
| | 4-Wire Copper Loop-Designed without manual service inquiry and facility reservation - Zone 3 | | 3 | UCL | UCL4W | 10.99 | 115.43 | 78.63 | | | | | | | | |
| | Order Coordination for Unbundled Copper Loops (per loop) | | | UCL | UCLMC | | 7.92 | 7.92 | | | | | | | | |
| | Unbundled Loop Service Rearrangement, change in loop facility, per circuit | | | UCL | UREWO | | 91.92 | 42.47 | | | | | | | | |
| | Order Coordination for Specified Conversion Time (per LSR) | | | UEA, UDN, UAL, UHL, UDL, USL | OCOSL | | 17.56 | | | | | | | | | |
| Rearrangements | | | | | | | | | | | | | | | | |
| | EEL to UNE-L Retermination, per 2 Wire Unbundled Voice Loop-SL2 | | | UEA | UREEL | | 87.59 | 36.30 | | | | | | | | |
| | EEL to UNE-L Retermination, per 4 Wire Unbundled Voice Loop | | | UEA | UREEL | | 87.59 | 36.30 | | | | | | | | |
| | EEL to UNE-L Retermination, per 2 Wire ISDN Loop | | | UDN | UREEL | | 91.49 | 44.09 | | | | | | | | |
| | EEL to UNE-L Retermination, per 4 Wire Unbundled Digital Loop | | | UDL | UREEL | | 101.97 | 49.67 | | | | | | | | |
| | EEL to UNE-L Retermination, per 4 Wire Unbundled DS1 Loop | | | USL | UREEL | | 100.93 | 42.98 | | | | | | | | |
| UNE LOOP COMMINGLING | | | | | | | | | | | | | | | | |
| 2-WIRE ANALOG VOICE GRADE LOOP - COMMINGLING | | | | | | | | | | | | | | | | |
| | 2-Wire Analog Voice Grade Loop - Service Level 2 w/Loop or Ground Start Signaling - Zone 1 | | 1 | NTCVG | UEAL2 | 14.93 | 102.10 | 65.72 | | | | | | | | |
| | 2-Wire Analog Voice Grade Loop - Service Level 2 w/Loop or Ground Start Signaling - Zone 2 | | 2 | NTCVG | UEAL2 | 25.35 | 102.10 | 65.72 | | | | | | | | |
| | 2-Wire Analog Voice Grade Loop - Service Level 2 w/Loop or Ground Start Signaling - Zone 3 | | 3 | NTCVG | UEAL2 | 50.46 | 102.10 | 65.72 | | | | | | | | |

| UNBUNDLED NETWORK ELEMENTS - Louisiana | | | | | | | | | | | | | Att: 2 Exh: A | | | |
|--|---------------|---|---------|------|---------------------|-------|-----------|--------------|--------|-------------------------|----------------------------------|--------------------------------------|--|--|---|---|
| CATEGORY | RATE ELEMENTS | | Interim | Zone | BCS | USOC | RATES(\$) | | | | Svc Order Submitted Elec per LSR | Svc Order Submitted Manually per LSR | Incremental Charge - Manual Svc Order vs. Electronic-1st | Incremental Charge - Manual Svc Order vs. Electronic-Add'l | Incremental Charge - Manual Svc Order vs. Electronic-Disc 1st | Incremental Charge - Manual Svc Order vs. Electronic-Disc Add'l |
| | | | | | | | Rec | Nonrecurring | | Nonrecurring Disconnect | | OSS Rates(\$) | | | | |
| | | | | | | | | First | Add'l | First | Add'l | SOMEC | SOMAN | SOMAN | SOMAN | SOMAN |
| | | 2-Wire Analog Voice Grade Loop - Service Level 2 w/Reverse Battery Signaling - Zone 1 | | 1 | NTCVG | UEAR2 | 14.93 | 102.10 | 65.72 | | | | | | | |
| | | 2-Wire Analog Voice Grade Loop - Service Level 2 w/Reverse Battery Signaling - Zone 2 | | 2 | NTCVG | UEAR2 | 25.35 | 102.10 | 65.72 | | | | | | | |
| | | 2-Wire Analog Voice Grade Loop - Service Level 2 w/Reverse Battery Signaling - Zone 3 | | 3 | NTCVG | UEAR2 | 50.46 | 102.10 | 65.72 | | | | | | | |
| | | Switch-As-Is Conversion rate per UNE Loop, Single LSR, (per DS0) | | | NTCVG | URES | | 24.98 | 3.52 | | | | | | | |
| | | Switch-As-Is Conversion rate per UNE Loop, Spreadsheet, (per DS0) | | | NTCVG | URESP | | 26.47 | 5.01 | | | | | | | |
| | | Unbundled Loop Service Rearrangement, change in loop facility, per circuit | | | NTCVG | UREWO | | 87.59 | 36.30 | | | | | | | |
| | | Loop Tagging - Service Level 2 (SL2) | | | NTCVG | URETL | | 11.20 | 1.10 | | | | | | | |
| 4-WIRE ANALOG VOICE GRADE LOOP | | | | | | | | | | | | | | | | |
| | | 4-Wire Analog Voice Grade Loop - Zone 1 | | 1 | NTCVG | UEAL4 | 30.81 | 127.40 | 91.02 | 0.00 | 0.00 | | | | | |
| | | 4-Wire Analog Voice Grade Loop - Zone 2 | | 2 | NTCVG | UEAL4 | 38.32 | 127.40 | 91.02 | 0.00 | 0.00 | | | | | |
| | | 4-Wire Analog Voice Grade Loop - Zone 3 | | 3 | NTCVG | UEAL4 | 60.39 | 127.40 | 91.02 | 0.00 | 0.00 | | | | | |
| | | Switch-As-Is Conversion rate per UNE Loop, Single LSR, (per DS0) | | | NTCVG | URES | | 24.98 | 3.52 | | | | | | | |
| | | Switch-As-Is Conversion rate per UNE Loop, Spreadsheet, (per DS0) | | | NTCVG | URESP | | 26.47 | 5.01 | | | | | | | |
| | | Unbundled Loop Service Rearrangement, change in loop facility, per circuit | | | NTCVG | UREWO | | 87.59 | 36.30 | | | | | | | |
| 4-WIRE DS1 DIGITAL LOOP | | | | | | | | | | | | | | | | |
| | | 4-Wire DS1 Digital Loop - Zone 1 | | 1 | NTCD1 | USLXX | 85.70 | 245.16 | 152.98 | | | | | | | |
| | | 4-Wire DS1 Digital Loop - Zone 2 | | 2 | NTCD1 | USLXX | 194.96 | 245.16 | 152.98 | | | | | | | |
| | | 4-Wire DS1 Digital Loop - Zone 3 | | 3 | NTCD1 | USLXX | 491.94 | 245.16 | 152.98 | | | | | | | |
| | | Switch-As-Is Conversion rate per UNE Loop, Single LSR, (per DS1) | | | NTCD1 | URES | | 24.98 | 3.52 | | | | | | | |
| | | Switch-As-Is Conversion rate per UNE Loop, Spreadsheet, (per DS1) | | | NTCD1 | URESP | | 26.47 | 5.01 | | | | | | | |
| | | Unbundled Loop Service Rearrangement, change in loop facility, per circuit | | | NTCD1 | UREWO | | 100.93 | 42.98 | | | | | | | |
| 4-WIRE 19.2, 56 OR 64 KBPS DIGITAL GRADE LOOP | | | | | | | | | | | | | | | | |
| | | 4 Wire Unbundled Digital Loop 2.4 Kbps - Zone 1 | | 1 | NTCUD | UDL2X | 30.99 | 121.86 | 85.48 | | | | | | | |
| | | 4 Wire Unbundled Digital Loop 2.4 Kbps - Zone 2 | | 2 | NTCUD | UDL2X | 36.78 | 121.86 | 85.48 | | | | | | | |
| | | 4 Wire Unbundled Digital Loop 2.4 Kbps - Zone 3 | | 3 | NTCUD | UDL2X | 38.92 | 121.86 | 85.48 | | | | | | | |
| | | 4 Wire Unbundled Digital Loop 4.8 Kbps - Zone 1 | | 1 | NTCUD | UDL4X | 30.99 | 121.86 | 85.48 | | | | | | | |
| | | 4 Wire Unbundled Digital Loop 4.8 Kbps - Zone 2 | | 2 | NTCUD | UDL4X | 36.78 | 121.86 | 85.48 | | | | | | | |
| | | 4 Wire Unbundled Digital Loop 4.8 Kbps - Zone 3 | | 3 | NTCUD | UDL4X | 38.92 | 121.86 | 85.48 | | | | | | | |
| | | 4 Wire Unbundled Digital Loop 9.6 Kbps - Zone 1 | | 1 | NTCUD | UDL9X | 30.99 | 121.86 | 85.48 | | | | | | | |
| | | 5 Wire Unbundled Digital Loop 9.6 Kbps - Zone 2 | | 2 | NTCUD | UDL9X | 36.78 | 121.86 | 85.48 | | | | | | | |
| | | 6 Wire Unbundled Digital Loop 9.6 Kbps - Zone 3 | | 3 | NTCUD | UDL9X | 38.92 | 121.86 | 85.48 | | | | | | | |
| | | 4 Wire Unbundled Digital 19.2 Kbps - Zone 1 | | 1 | NTCUD | UDL19 | 30.99 | 121.86 | 85.48 | | | | | | | |
| | | 4 Wire Unbundled Digital 19.2 Kbps - Zone 2 | | 2 | NTCUD | UDL19 | 36.78 | 121.86 | 85.48 | | | | | | | |
| | | 4 Wire Unbundled Digital 19.2 Kbps - Zone 3 | | 3 | NTCUD | UDL19 | 38.92 | 121.86 | 85.48 | | | | | | | |
| | | 4 Wire Unbundled Digital Loop 56 Kbps - Zone 1 | | 1 | NTCUD | UDL56 | 30.99 | 121.86 | 85.48 | | | | | | | |
| | | 4 Wire Unbundled Digital Loop 56 Kbps - Zone 2 | | 2 | NTCUD | UDL56 | 36.78 | 121.86 | 85.48 | | | | | | | |
| | | 4 Wire Unbundled Digital Loop 56 Kbps - Zone 3 | | 3 | NTCUD | UDL56 | 38.92 | 121.86 | 85.48 | | | | | | | |
| | | 4 Wire Unbundled Digital Loop 64 Kbps - Zone 1 | | 1 | NTCUD | UDL64 | 30.99 | 121.86 | 85.48 | | | | | | | |
| | | 4 Wire Unbundled Digital Loop 64 Kbps - Zone 2 | | 2 | NTCUD | UDL64 | 36.78 | 121.86 | 85.48 | | | | | | | |
| | | 4 Wire Unbundled Digital Loop 64 Kbps - Zone 3 | | 3 | NTCUD | UDL64 | 38.92 | 121.86 | 85.48 | | | | | | | |
| | | Switch-As-Is Conversion rate per UNE Loop, Single LSR, (per DS0) | | | NTCUD | URES | | 24.98 | 3.52 | | | | | | | |
| | | Switch-As-Is Conversion rate per UNE Loop, Spreadsheet, (per DS0) | | | NTCUD | URESP | | 26.47 | 5.01 | | | | | | | |
| | | Unbundled Loop Service Rearrangement, change in loop facility, per circuit | | | NTCUD | UREWO | | 101.97 | 49.67 | | | | | | | |
| | | Order Coordination for Specified Conversion Time (per LSR) | | | NTCVG, NTCUD, NTCD1 | OCOSL | | 17.56 | | | | | | | | |
| MAINTENANCE OF SERVICE | | | | | | | | | | | | | | | | |

| UNBUNDLED NETWORK ELEMENTS - Louisiana | | | | | | | | | | | | Att: 2 Exh: A | | | | | |
|--|---------------|---|---------|------|--|--------|-----------|--------------|--------|-------------------------|----------------------------------|--------------------------------------|--|--|---|---|-------|
| CATEGORY | RATE ELEMENTS | | Interim | Zone | BCS | USOC | RATES(\$) | | | | Svc Order Submitted Elec per LSR | Svc Order Submitted Manually per LSR | Incremental Charge - Manual Svc Order vs. Electronic-1st | Incremental Charge - Manual Svc Order vs. Electronic-Add'l | Incremental Charge - Manual Svc Order vs. Electronic-Disc 1st | Incremental Charge - Manual Svc Order vs. Electronic-Disc Add'l | |
| | | | | | | | Rec | Nonrecurring | | Nonrecurring Disconnect | | OSS Rates(\$) | | | | | |
| | | | | | | | | First | Add'l | First | Add'l | SOME C | SOMAN | SOMAN | SOMAN | SOMAN | SOMAN |
| | | | | | UDC, UEA, UDL, UDN, USL, UAL, UHL, UCL, NTCVG, NTCUD, NTCDD1, U1TD1, U1TD3, U1TDX, U1TS1, U1TVX, UDF, UDFCX, UDLSX, UE3, ULDD1, ULDD3, ULDDX, ULDS1, ULDVX, UNC1X, UNC3X, UNCDX, UNCSX, UNCVX, ULS | MVVB T | | 80.00 | 55.00 | | | | | | | | |
| | | Maintenance of Service Charge, Basic Time, per half hour | | | | | | | | | | | | | | | |
| | | | | | UDC, UEA, UDL, UDN, USL, UAL, UHL, UCL, NTCVG, NTCUD, NTCDD1, U1TD1, U1TD3, U1TDX, U1TS1, U1TVX, UDF, UDFCX, UDLSX, UE3, ULDD1, ULDD3, ULDDX, ULDS1, ULDVX, UNC1X, UNC3X, UNCDX, UNCSX, UNCVX, ULS | MVVOT | | 90.00 | 65.00 | | | | | | | | |
| | | Maintenance of Service Charge, Overtime, per half hour | | | | | | | | | | | | | | | |
| | | | | | UDC, UEA, UDL, UDN, USL, UAL, UHL, UCL, NTCVG, NTCUD, NTCDD1, U1TD1, U1TD3, U1TDX, U1TS1, U1TVX, UDF, UDFCX, UDLSX, UE3, ULDD1, ULDD3, ULDDX, ULDS1, ULDVX, UNC1X, UNC3X, UNCDX, UNCSX, UNCVX, ULS | MVVPT | | 100.00 | 75.00 | | | | | | | | |
| | | Maintenance of Service Charge, Premium, per half hour | | | | | | | | | | | | | | | |
| LOOP MODIFICATION | | | | | | | | | | | | | | | | | |
| | | Unbundled Loop Modification, Removal of Load Coils - 2 Wire pair less than or equal to 18k ft, per Unbundled Loop | | | UAL, UHL, UCL, UEQ, ULS, UEA, UEANL, UEPSR, UEPSB | ULM2L | | 0.00 | 0.00 | | | | | | | | |
| | | Unbundled Loop Modification Removal of Load Coils - 4 Wire less than or equal to 18K ft, per Unbundled Loop | | | UHL, UCL, UEA | ULM4L | | 0.00 | 0.00 | | | | | | | | |
| | | Unbundled Loop Modification Removal of Bridged Tap Removal, per unbundled loop | | | UAL, UHL, UCL, UEQ, ULS, UEA, UEANL, UEPSR, UEPSB | ULMBT | | 12.15 | 12.15 | | | | | | | | |
| SUB-LOOPS | | | | | | | | | | | | | | | | | |
| Sub-Loop Distribution | | | | | | | | | | | | | | | | | |
| | | Sub-Loop - Per Cross Box Location - CLEC Feeder Facility Set-Up | | | UEANL, UEF | USBSA | | 144.09 | 144.09 | | | | | | | | |
| | | Sub-Loop - Per Cross Box Location - Per 25 Pair Panel Set-Up | | | UEANL, UEF | USBSB | | 10.99 | 10.99 | | | | | | | | |
| | | Sub-Loop - Per Building Equipment Room - CLEC Feeder Facility Set-Up | | | UEANL | USBSC | | 86.16 | 86.16 | | | | | | | | |
| | | Sub-Loop - Per Building Equipment Room - Per 25 Pair Panel Set-Up | | | UEANL | USBSD | | 27.13 | 27.13 | | | | | | | | |

| UNBUNDLED NETWORK ELEMENTS - Louisiana | | | | | | | | | | | Att: 2 Exh: A | | | | |
|--|---------------|---|---------|------|---|-------|-----------|--------------|-------|-------------------------|----------------------------------|--------------------------------------|--|---|---|
| CATEGORY | RATE ELEMENTS | | Interim | Zone | BCS | USOC | RATES(\$) | | | | Svc Order Submitted Elec per LSR | Svc Order Submitted Manually per LSR | Incremental Charge - Manual Svc Order vs. Electronic-1st | Incremental Charge - Manual Svc Order vs. Electronic-Disc 1st | Incremental Charge - Manual Svc Order vs. Electronic-Disc Add'l |
| | | | | | | | Rec | Nonrecurring | | Nonrecurring Disconnect | | OSS Rates(\$) | | | |
| | | | | | | | | First | Add'l | First | Add'l | SOMEC | SOMAN | SOMAN | SOMAN |
| | | Sub-Loop Distribution Per 2-Wire Analog Voice Grade Loop - Zone 1 | | 1 | UEANL | USBN2 | 7.57 | 63.89 | 30.06 | | | | | | |
| | | Sub-Loop Distribution Per 2-Wire Analog Voice Grade Loop - Zone 2 | | 2 | UEANL | USBN2 | 12.75 | 63.89 | 30.06 | | | | | | |
| | | Sub-Loop Distribution Per 2-Wire Analog Voice Grade Loop - Zone 3 | | 3 | UEANL | USBN2 | 21.45 | 63.89 | 30.06 | | | | | | |
| | | Order Coordination for Unbundled Sub-Loops, per sub-loop pair | | | UEANL | USBMC | | 7.92 | 7.92 | | | | | | |
| | | Sub-Loop Distribution Per 4-Wire Analog Voice Grade Loop - Zone 1 | | 1 | UEANL | USBN4 | 11.76 | 76.75 | 42.92 | | | | | | |
| | | Sub-Loop Distribution Per 4-Wire Analog Voice Grade Loop - Zone 2 | | 2 | UEANL | USBN4 | 16.84 | 76.75 | 42.92 | | | | | | |
| | | Sub-Loop Distribution Per 4-Wire Analog Voice Grade Loop - Zone 3 | | 3 | UEANL | USBN4 | 19.27 | 76.75 | 42.92 | | | | | | |
| | | Order Coordination for Unbundled Sub-Loops, per sub-loop pair | | | UEANL | USBMC | | 7.92 | 7.92 | | | | | | |
| | | Sub-Loop 2-Wire Intrabuilding Network Cable (INC) | | | UEANL | USBR2 | 2.91 | 51.48 | 17.65 | | | | | | |
| | | Order Coordination for Unbundled Sub-Loops, per sub-loop pair | | | UEANL | USBMC | | 7.92 | 7.92 | | | | | | |
| | | Sub-Loop 4-Wire Intrabuilding Network Cable (INC) | | | UEANL | USBR4 | 6.58 | 57.54 | 23.71 | | | | | | |
| | | Order Coordination for Unbundled Sub-Loops, per sub-loop pair | | | UEANL | USBMC | | 7.92 | 7.92 | | | | | | |
| | | Loop Testing - Basic 1st Half Hour | | | UEANL | URET1 | | 33.17 | 0.00 | | | | | | |
| | | Loop Testing - Basic Additional Half Hour | | | UEANL | URETA | | 19.28 | 19.28 | | | | | | |
| | | 2 Wire Copper Unbundled Sub-Loop Distribution - Zone 1 | | 1 | UEF | UCS2X | 6.26 | 63.89 | 30.06 | | | | | | |
| | | 2 Wire Copper Unbundled Sub-Loop Distribution - Zone 2 | | 2 | UEF | UCS2X | 10.07 | 63.89 | 30.06 | | | | | | |
| | | 2 Wire Copper Unbundled Sub-Loop Distribution - Zone 3 | | 3 | UEF | UCS2X | 12.70 | 63.89 | 30.06 | | | | | | |
| | | Order Coordination for Unbundled Sub-Loops, per sub-loop pair | | | UEF | USBMC | | 7.92 | 7.92 | | | | | | |
| | | 4 Wire Copper Unbundled Sub-Loop Distribution - Zone 1 | | 1 | UEF | UCS4X | 8.03 | 76.75 | 42.92 | | | | | | |
| | | 4 Wire Copper Unbundled Sub-Loop Distribution - Zone 2 | | 2 | UEF | UCS4X | 10.71 | 76.75 | 42.92 | | | | | | |
| | | 4 Wire Copper Unbundled Sub-Loop Distribution - Zone 3 | | 3 | UEF | UCS4X | 6.08 | 76.75 | 42.92 | | | | | | |
| | | Order Coordination for Unbundled Sub-Loops, per sub-loop pair | | | UEF | USBMC | | 7.92 | 7.92 | | | | | | |
| | | Loop Tagging Service Level 1, Unbundled Copper Loop, Non-Designed and Distribution Subloops | | | UEF, UEANL | URETL | | 8.92 | 0.88 | | | | | | |
| | | Loop Testing - Basic 1st Half Hour | | | UEF | URET1 | | 33.17 | 0.00 | | | | | | |
| | | Loop Testing - Basic Additional Half Hour | | | UEF | URETA | | 19.28 | 19.28 | | | | | | |
| Unbundled Sub-Loop Modification | | | | | | | | | | | | | | | |
| | | Unbundled Sub-Loop Modification - 2-W Copper Dist Load Coil/Equip Removal per 2-W PR | | | UEF | ULM2X | | 0.00 | 0.00 | | | | | | |
| | | Unbundled Sub-loop Modification - 4-W Copper Dist Load Coil/Equip Removal per 4-W PR | | | UEF | ULM4X | | 0.00 | 0.00 | | | | | | |
| | | Unbundled Loop Modification, Removal of Bridge Tap, per unbundled loop | | | UEF | ULMBT | | 224.55 | 4.29 | | | | | | |
| Unbundled Network Terminating Wire (UNTW) | | | | | | | | | | | | | | | |
| | | Unbundled Network Terminating Wire (UNTW) per Pair | | | UENTW | UENPP | 0.3454 | 14.72 | 14.72 | | | | | | |
| Network Interface Device (NID) | | | | | | | | | | | | | | | |
| | | Network Interface Device (NID) - 1-2 lines | | | UENTW | UND12 | | 42.26 | 27.83 | | | | | | |
| | | Network Interface Device (NID) - 1-6 lines | | | UENTW | UND16 | | 62.86 | 48.43 | | | | | | |
| | | Network Interface Device Cross Connect - 2 W | | | UENTW | UNDC2 | | 5.73 | 5.73 | | | | | | |
| | | Network Interface Device Cross Connect - 4W | | | UENTW | UNDC4 | | 5.73 | 5.73 | | | | | | |
| UNE OTHER, PROVISIONING ONLY - NO RATE | | | | | | | | | | | | | | | |
| | | Unbundled Contact Name, Provisioning Only - no rate | | | UAL, UCL, UDC, UDL, UDN, UEA, UHL, UEANL, UEF, UEQ, UENTW, NTCVG, NTCUD, NTCD1, USL | UNECN | 0.00 | 0.00 | | | | | | | |
| | | Unbundled DS1 Loop - Superframe Format Option - no rate | | | USL, NTCD1 | CCOSF | | 0.00 | | | | | | | |
| | | Unbundled DS1 Loop - Expanded Superframe Format option - no rate | | | USL, NTCD1 | CCOEF | | 0.00 | | | | | | | |
| | | NID - Dispatch and Service Order for NID installation | | | UENTW | UNDBX | 0.00 | 0.00 | | | | | | | |
| | | UNTW Circuit Establishment, Provisioning Only - No Rate | | | UENTW | UENCE | 0.00 | 0.00 | | | | | | | |

| UNBUNDLED NETWORK ELEMENTS - Louisiana | | | | | | | | | | | | Att: 2 Exh: A | | | | | |
|--|---------------|---|---------|------|-------------|-------|-----------|--------------|--------|-------------------------|----------------------------------|--------------------------------------|--|--|---|---|-------|
| CATEGORY | RATE ELEMENTS | | Interim | Zone | BCS | USOC | RATES(\$) | | | | Svc Order Submitted Elec per LSR | Svc Order Submitted Manually per LSR | Incremental Charge - Manual Svc Order vs. Electronic-1st | Incremental Charge - Manual Svc Order vs. Electronic-Add'l | Incremental Charge - Manual Svc Order vs. Electronic-Disc 1st | Incremental Charge - Manual Svc Order vs. Electronic-Disc Add'l | |
| | | | | | | | Rec | Nonrecurring | | Nonrecurring Disconnect | | OSS Rates(\$) | | | | | |
| | | | | | | | | First | Add'l | First | Add'l | SOME C | SOMAN | SOMAN | SOMAN | SOMAN | SOMAN |
| LOOP MAKE-UP | | | | | | | | | | | | | | | | | |
| | | Loop Makeup - Preordering Without Reservation, per working or spare facility queried (Manual). | | | UMK | UMKLW | | 23.29 | 23.29 | | | | | | | | |
| | | Loop Makeup - Preordering With Reservation, per spare facility queried (Manual). | | | UMK | UMKLP | | 24.70 | 24.70 | | | | | | | | |
| | | Loop Makeup--With or Without Reservation, per working or spare facility queried (Mechanized) | | | UMK | UMKMQ | | 0.19 | 0.19 | | | | | | | | |
| LINE SPLITTING | | | | | | | | | | | | | | | | | |
| END USER ORDERING-CENTRAL OFFICE BASED | | | | | | | | | | | | | | | | | |
| | | Line Splitting - per line activation DLEC owned splitter | | | UEPSR UEPSB | UREOS | 0.61 | | | | | | | | | | |
| | | Line Splitting - per line activation AT&T owned - physical | | | UEPSR UEPSB | UREBP | 0.61 | 17.97 | 10.29 | | | | | | | | |
| | | Line Splitting - per line activation AT&T owned - virtual | | | UEPSR UEPSB | UREBV | 0.61 | 17.97 | 10.29 | | | | | | | | |
| END USER ORDERING - REMOTE SITE LINE SPLITTING | | | | | | | | | | | | | | | | | |
| | | Remote Site Shared Loop Line Activation for End Users - CLEC Owned Splitter | | | UEPSR UEPSB | URERS | 0.61 | 56.83 | 23.00 | 7.19 | 7.19 | | | | | | |
| | | Remote Site Shared Loop - Subsequent Activity - CLEC Owned Splitter | | | UEPSR UEPSB | URERA | | 53.82 | 21.35 | | | | | | | | |
| UNBUNDLED EXCHANGE ACCESS LOOP | | | | | | | | | | | | | | | | | |
| 2-WIRE ANALOG VOICE GRADE LOOP | | | | | | | | | | | | | | | | | |
| | | 2 Wire Analog Voice Grade Loop-Service Level 1-Line Splitting-Zone 1 | | 1 | UEPSR UEPSB | UEALS | 12.90 | 36.54 | 16.87 | 0.00 | 0.00 | | | | | | |
| | | 2 Wire Analog Voice Grade Loop-Service Level 1-Line Splitting-Zone 1 | | 1 | UEPSR UEPSB | UEABS | 12.90 | 36.54 | 16.87 | 0.00 | 0.00 | | | | | | |
| | | 2 Wire Analog Voice Grade Loop- Service Level 1-Line Splitting-Zone 2 | | 2 | UEPSR UEPSB | UEALS | 23.33 | 36.54 | 16.87 | 0.00 | 0.00 | | | | | | |
| | | 2 Wire Analog Voice Grade Loop- Service Level 1-Line Splitting-Zone 2 | | 2 | UEPSR UEPSB | UEABS | 23.33 | 36.54 | 16.87 | 0.00 | 0.00 | | | | | | |
| | | 2 Wire Analog Voice Grade Loop-Service Level 1-Line Splitting-Zone 3 | | 3 | UEPSR UEPSB | UEALS | 48.43 | 36.54 | 16.87 | 0.00 | 0.00 | | | | | | |
| | | 2 Wire Analog Voice Grade Loop-Service Level 1-Line Splitting-Zone 3 | | 3 | UEPSR UEPSB | UEABS | 48.43 | 36.54 | 16.87 | 0.00 | 0.00 | | | | | | |
| | | Remote Site 2 Wire Analog Voice Grade Loop -Service Level 1-Line Splitting - CLEC Owned Splitter - Zone 1 | | 1 | UEPSR UEPSB | UEARS | 7.57 | 63.89 | 30.06 | 0.00 | 0.00 | | | | | | |
| | | Remote Site 2 Wire Analog Voice Grade Loop -Service Level 1-Line Splitting - CLEC Owned Splitter - Zone 2 | | 2 | UEPSR UEPSB | UEARS | 12.75 | 63.89 | 30.06 | 0.00 | 0.00 | | | | | | |
| | | Remote Site 2 Wire Analog Voice Grade Loop -Service Level 1-Line Splitting - CLEC Owned Splitter - Zone 3 | | 3 | UEPSR UEPSB | UEARS | 21.45 | 63.89 | 30.06 | 0.00 | 0.00 | | | | | | |
| PHYSICAL COLLOCATION | | | | | | | | | | | | | | | | | |
| | | Physical Collocation-2 Wire Cross Connects (Loop) for Line Splitting | | | UEPSR UEPSB | PE1LS | 0.0318 | 11.94 | 11.46 | 0.00 | 0.00 | | | | | | |
| VIRTUAL COLLOCATION | | | | | | | | | | | | | | | | | |
| | | Virtual Collocation-2 Wire Cross Connects (Loop) for Line Splitting | | | UEPSR UEPSB | VE1LS | 0.0296 | 11.94 | 11.46 | 0.00 | 0.00 | | | | | | |
| UNBUNDLED DEDICATED TRANSPORT | | | | | | | | | | | | | | | | | |
| INTEROFFICE CHANNEL - DEDICATED TRANSPORT | | | | | | | | | | | | | | | | | |
| | | Interoffice Channel - 2-Wire Voice Grade - per mile | | | U1TVX | 1L5XX | 0.013 | | | | | | | | | | |
| | | Interoffice Channel - 2-Wire Voice Grade - Facility Termination | | | U1TVX | U1TV2 | 22.60 | 39.36 | 26.62 | | | | | | | | |
| | | Interoffice Channel - 2-Wire Voice Grade Rev Bat. - per mile | | | U1TVX | 1L5XX | 0.013 | | | | | | | | | | |
| | | Interoffice Channel - 2-Wire VG Rev Bat. - Facility Termination | | | U1TVX | U1TR2 | 22.60 | 39.36 | 26.62 | | | | | | | | |
| | | Interoffice Channel - 4-Wire Voice Grade - per mile | | | U1TVX | 1L5XX | 0.013 | | | | | | | | | | |
| | | Interoffice Channel - 4- Wire Voice Grade - Facility Termination | | | U1TVX | U1TV4 | 19.81 | 39.36 | 26.62 | | | | | | | | |
| | | Interoffice Channel - 56 kbps - per mile | | | U1TDX | 1L5XX | 0.013 | | | | | | | | | | |
| | | Interoffice Channel - 56 kbps - Facility Termination | | | U1TDX | U1TD5 | 15.61 | 39.36 | 26.62 | | | | | | | | |
| | | Interoffice Channel - 64 kbps - per mile | | | U1TDX | 1L5XX | 0.013 | | | | | | | | | | |
| | | Interoffice Channel - 64 kbps - Facility Termination | | | U1TDX | U1TD6 | 15.61 | 39.36 | 26.62 | | | | | | | | |
| | | Interoffice Channel - DS1 - per mile | | | U1TD1 | 1L5XX | 0.2652 | | | | | | | | | | |
| | | Interoffice Channel - DS1 - Facility Termination | | | U1TD1 | U1TF1 | 70.47 | 86.69 | 79.44 | | | | | | | | |
| | | Interoffice Channel - DS3 - per mile | | | U1TD3 | 1L5XX | 6.04 | | | | | | | | | | |
| | | Interoffice Channel - DS3 - Facility Termination | | | U1TD3 | U1TF3 | 850.45 | 270.69 | 158.05 | | | | | | | | |
| | | Interoffice Channel - STS-1 - per mile | | | U1TS1 | 1L5XX | 6.04 | | | | | | | | | | |
| | | Interoffice Channel - STS-1 - Facility Termination | | | U1TS1 | U1TFS | 830.19 | 270.69 | 158.05 | | | | | | | | |
| UNBUNDLED DARK FIBER | | | | | | | | | | | | | | | | | |

| UNBUNDLED NETWORK ELEMENTS - Louisiana | | | | | | | | | | | | | | Att: 2 Exh: A | | | | | |
|---|---------------|--|---|---|---------|--------------------------|--------|--------|--------------|--------|-------------------------|-------|----------------------------------|--------------------------------------|--|--|---|---|--|
| CATEGORY | RATE ELEMENTS | | | | Interim | Zone | BCS | USOC | RATES(\$) | | | | Svc Order Submitted Elec per LSR | Svc Order Submitted Manually per LSR | Incremental Charge - Manual Svc Order vs. Electronic-1st | Incremental Charge - Manual Svc Order vs. Electronic-Add'l | Incremental Charge - Manual Svc Order vs. Electronic-Disc 1st | Incremental Charge - Manual Svc Order vs. Electronic-Disc Add'l | |
| | | | | | | | | Rec | Nonrecurring | | Nonrecurring Disconnect | | OSS Rates(\$) | | | | | | |
| | | | | | | | | | First | Add'l | First | Add'l | SOME C | SOMAN | SOMAN | SOMAN | SOMAN | SOMAN | |
| | | Dark Fiber - Interoffice Transport, Per Four Fiber Strands, Per Route Mile Or Fraction Thereof | | | | UDF, UDFCX | 1L5DF | 25.28 | | | | | | | | | | | |
| | | Dark Fiber - Interoffice Transport, Per Four Fiber Strands, Per Route Mile Or Fraction Thereof | | | | UDF, UDFCX | UDF14 | | 620.60 | 133.88 | | | | | | | | | |
| HIGH CAPACITY UNBUNDLED LOCAL LOOP | | | | | | | | | | | | | | | | | | | |
| DS-3/STS-1 UNBUNDLED LOCAL LOOP - Stand Alone | | | | | | | | | | | | | | | | | | | |
| | | DS3 Unbundled Local Loop - per mile | | | | UE3 | 1L5ND | 10.04 | | | | | | | | | | | |
| | | DS3 Unbundled Local Loop - Facility Termination | | | | UE3 | UE3PX | 362.34 | 438.46 | 256.30 | | | | | | | | | |
| | | STS-1 Unbundled Local Loop - per mile | | | | UDLSX | 1L5ND | 10.04 | | | | | | | | | | | |
| | | STS-1 Unbundled Local Loop - Facility Termination | | | | UDLSX | UDLS1 | 374.56 | 438.46 | 256.30 | | | | | | | | | |
| ENHANCED EXTENDED LINK (EELs) | | | | | | | | | | | | | | | | | | | |
| Network Elements Used in Combinations | | | | | | | | | | | | | | | | | | | |
| | | 2-Wire VG Loop (SL2) in Combination - Zone 1 | | 1 | | UNCVX | UEAL2 | 14.93 | 94.21 | 45.09 | | | | | | | | | |
| | | 2-Wire VG Loop (SL2) in Combination - Zone 2 | | 2 | | UNCVX | UEAL2 | 25.35 | 94.21 | 45.09 | | | | | | | | | |
| | | 2-Wire VG Loop (SL2) in Combination - Zone 3 | | 3 | | UNCVX | UEAL2 | 50.46 | 94.21 | 45.09 | | | | | | | | | |
| | | 4-Wire Analog Voice Grade Loop in Combination - Zone 1 | | 1 | | UNCVX | UEAL4 | 30.81 | 94.21 | 45.09 | | | | | | | | | |
| | | 4-Wire Analog Voice Grade Loop in Combination - Zone 2 | | 2 | | UNCVX | UEAL4 | 38.32 | 94.21 | 45.09 | | | | | | | | | |
| | | 4-Wire Analog Voice Grade Loop in Combination - Zone 3 | | 3 | | UNCVX | UEAL4 | 60.39 | 94.21 | 45.09 | | | | | | | | | |
| | | 2-Wire ISDN Loop in Combination - Zone 1 | | 1 | | UNCNX | U1L2X | 22.09 | 94.21 | 45.09 | | | | | | | | | |
| | | 2-Wire ISDN Loop in Combination - Zone 2 | | 2 | | UNCNX | U1L2X | 35.28 | 94.21 | 45.09 | | | | | | | | | |
| | | 2-Wire ISDN Loop in Combination - Zone 3 | | 3 | | UNCNX | U1L2X | 65.18 | 94.21 | 45.09 | | | | | | | | | |
| | | 4-Wire 56Kbps Digital Grade Loop in Combination - Zone 1 | | 1 | | UNCDX | UDL56 | 30.99 | 94.21 | 45.09 | | | | | | | | | |
| | | 4-Wire 56Kbps Digital Grade Loop in Combination - Zone 2 | | 2 | | UNCDX | UDL56 | 36.78 | 94.21 | 45.09 | | | | | | | | | |
| | | 4-Wire 56Kbps Digital Grade Loop in Combination - Zone 3 | | 3 | | UNCDX | UDL56 | 38.92 | 94.21 | 45.09 | | | | | | | | | |
| | | 4-Wire 64Kbps Digital Grade Loop in Combination - Zone 1 | | 1 | | UNCDX | UDL64 | 30.99 | 94.21 | 45.09 | | | | | | | | | |
| | | 4-Wire 64Kbps Digital Grade Loop in Combination - Zone 2 | | 2 | | UNCDX | UDL64 | 36.78 | 94.21 | 45.09 | | | | | | | | | |
| | | 4-Wire 64Kbps Digital Grade Loop in Combination - Zone 3 | | 3 | | UNCDX | UDL64 | 38.92 | 94.21 | 45.09 | | | | | | | | | |
| | | 4-Wire DS1 Digital Loop in Combination - Zone 1 | | 1 | | UNC1X | USLXX | 85.70 | 169.22 | 100.89 | | | | | | | | | |
| | | 4-Wire DS1 Digital Loop in Combination - Zone 2 | | 2 | | UNC1X | USLXX | 194.96 | 169.22 | 100.89 | | | | | | | | | |
| | | 4-Wire DS1 Digital Loop in Combination - Zone 3 | | 3 | | UNC1X | USLXX | 491.94 | 169.22 | 100.89 | | | | | | | | | |
| | | DS3 Local Loop in combination - per mile | | | | UNC3X | 1L5ND | 10.04 | | | | | | | | | | | |
| | | DS3 Local Loop in combination - Facility Termination | | | | UNC3X | UE3PX | 362.34 | 188.45 | 125.51 | | | | | | | | | |
| | | STS-1 Local Loop in combination - per mile | | | | UNC3X | 1L5ND | 10.04 | | | | | | | | | | | |
| | | STS-1 Local Loop in combination - Facility Termination | | | | UNC3X | UDLS1 | 374.56 | 188.45 | 125.51 | | | | | | | | | |
| | | Interoffice Channel in combination - 2-wire VG - per mile | | | | UNCVX | 1L5XX | 0.013 | | | | | | | | | | | |
| | | Interoffice Channel in combination - 2-wire VG - Facility Termination | | | | UNCVX | U1TV2 | 22.60 | 72.60 | 41.75 | | | | | | | | | |
| | | Interoffice Channel in combination - 4-wire VG - per mile | | | | UNCVX | 1L5XX | 0.013 | | | | | | | | | | | |
| | | Interoffice Channel in combination - 4-wire VG - Facility Termination | | | | UNCVX | U1TV4 | 19.81 | 72.60 | 41.75 | | | | | | | | | |
| | | Interoffice Channel in combination - 4-wire 56 kbps - per mile | | | | UNCDX | 1L5XX | 0.013 | | | | | | | | | | | |
| | | Interoffice Channel in combination - 4-wire 56 kbps - Facility Termination | | | | UNCDX | U1TD5 | 15.61 | 72.60 | 41.75 | | | | | | | | | |
| | | Interoffice Channel in combination - 4-wire 64 kbps - per mile | | | | UNCDX | 1L5XX | 0.013 | | | | | | | | | | | |
| | | Interoffice Channel in combination - 4-wire 64 kbps - Facility Termination | | | | UNCDX | U1TD6 | 15.61 | 72.60 | 41.75 | | | | | | | | | |
| | | Interoffice Channel in combination - DS1 - per mile | | | | UNC1X | 1L5XX | 0.2652 | | | | | | | | | | | |
| | | Interoffice Channel in combination - DS1 Facility Termination | | | | UNC1X | U1TF1 | 70.47 | 143.58 | 103.88 | | | | | | | | | |
| | | Interoffice Channel in combination - DS3 - per mile | | | | UNC3X | 1L5XX | 6.04 | | | | | | | | | | | |
| | | Interoffice Channel in combination - DS3 - Facility Termination | | | | UNC3X | U1TF3 | 850.45 | 296.68 | 121.16 | | | | | | | | | |
| | | Interoffice Channel in combination - STS-1 - per mile | | | | UNC3X | 1L5XX | 6.04 | | | | | | | | | | | |
| | | Interoffice Channel in combination - STS-1 Facility Termination | | | | UNC3X | U1TFS | 830.19 | 296.68 | 121.16 | | | | | | | | | |
| ADDITIONAL NETWORK ELEMENTS | | | | | | | | | | | | | | | | | | | |
| Optional Features & Functions: | | | | | | | | | | | | | | | | | | | |
| | | Clear Channel Capability Extended Frame Option - per DS1 | I | | | U1TD1, ULDD1, UNC1X | CCOEF | | 0.00 | 0.00 | 0.00 | 0.00 | | | | | | | |
| | | Clear Channel Capability Super FrameOption - per DS1 | I | | | U1TD1, ULDD1, UNC1X | CCOSF | | 0.00 | 0.00 | 0.00 | 0.00 | | | | | | | |
| | | Clear Channel Capability (SF/ESF) Option - Subsequent Activity - per DS1 | I | | | ULDD1, U1TD1, UNC1X, USL | NRCCC | | 184.65 | 23.79 | 1.97 | 0.77 | | | | | | | |
| | | C-bit Parity Option - Subsequent Activity - per DS3 | i | | | U1TD3, ULDD3, UE3, UNC3X | NRCCC3 | | 218.78 | 7.66 | 0.7263 | 0.00 | | | | | | | |
| | | DS1/DS0 Channel System | | | | UNC1X | MQ1 | 105.09 | 59.97 | 12.96 | | | | | | | | | |
| | | DS3/DS1 Channel System | | | | UNC3X, UNC3X | MQ3 | 201.48 | 107.05 | 48.07 | | | | | | | | | |

| UNBUNDLED NETWORK ELEMENTS - Louisiana | | | | | | | | | | | | | Att: 2 Exh: A | | | |
|---|---|---------|------|---|-------|-----------|--------------|-------|-------------------------|----------------------------------|--------------------------------------|--|--|---|---|-------|
| CATEGORY | RATE ELEMENTS | Interim | Zone | BCS | USOC | RATES(\$) | | | | Svc Order Submitted Elec per LSR | Svc Order Submitted Manually per LSR | Incremental Charge - Manual Svc Order vs. Electronic-1st | Incremental Charge - Manual Svc Order vs. Electronic-Add'l | Incremental Charge - Manual Svc Order vs. Electronic-Disc 1st | Incremental Charge - Manual Svc Order vs. Electronic-Disc Add'l | |
| | | | | | | Rec | Nonrecurring | | Nonrecurring Disconnect | | OSS Rates(\$) | | | | | |
| | | | | | | | First | Add'l | First | Add'l | SOMEC | SOMAN | SOMAN | SOMAN | SOMAN | SOMAN |
| | Voice Grade COCI in combination | | | UNCVX | 1D1VG | 0.6497 | 5.91 | 4.26 | | | | | | | | |
| | Voice Grade COCI - for 2W-SL2 & 4W Voice Grade Local Loop | | | UEA | 1D1VG | 0.6497 | 5.91 | 4.26 | | | | | | | | |
| | Voice Grade COCI - for connection to a channelized DS1 Local Channel in the same SWC as collocation | | | U1TUC | 1D1VG | 0.6497 | 5.91 | 4.26 | | | | | | | | |
| | OCU-DP COCI (2.4-64kbs) in combination | | | UNCDX | 1D1DD | 1.38 | 5.91 | 4.26 | | | | | | | | |
| | OCU-DP COCI (2.4-64kbs) - for Unbundled Digital Loop | | | UDL | 1D1DD | 1.38 | 5.91 | 4.26 | | | | | | | | |
| | OCU-DP COCI (2.4-64kbs) - for connection to a channelized DS1 Local Channel in the same SWC as collocation | | | U1TUD | 1D1DD | 1.38 | 5.91 | 4.26 | | | | | | | | |
| | 2-wire ISDN COCI (BRITE) in combination | | | UNCNX | UC1CA | 2.96 | 6.39 | 4.58 | | | | | | | | |
| | 2-wire ISDN COCI (BRITE) - for a Local Loop | | | UDN | UC1CA | 2.96 | 6.39 | 4.58 | | | | | | | | |
| | 2-wire ISDN COCI (BRITE) - for connection to a channelized DS1 Local Channel in the same SWC as collocation | | | U1TUB | UC1CA | 2.96 | 6.39 | 4.58 | | | | | | | | |
| | DS1 COCI in combination | | | UNC1X | UC1D1 | 11.78 | 5.91 | 4.26 | | | | | | | | |
| | DS1 COCI - for Stand Alone Local Channel | | | ULDD1 | UC1D1 | 11.78 | 5.91 | 4.26 | | | | | | | | |
| | DS1 COCI - for Stand Alone Interoffice Channel | | | U1TD1 | UC1D1 | 11.78 | 5.91 | 4.26 | | | | | | | | |
| | DS1 COCI - for DS1 Local Loop | | | USL, NTCD1 | UC1D1 | 11.78 | 5.91 | 4.26 | | | | | | | | |
| | DS1 COCI - for connection to a channelized DS1 Local Channel in the same SWC as collocation | | | U1TUA | UC1D1 | 11.78 | 5.91 | 4.26 | | | | | | | | |
| | Wholesale - UNE, Switch-As-Is Conversion Charge | | | UNCVX, UNCDX, UNC1X, UNC3X, UNCSX, UDFCX, XDH1X, HFQC6, XDD2X, XDV6X, XDDFX, XDD4X, HFRST, UNCNX | UNCCC | | 5.43 | 5.43 | | | | | | | | |
| | Unbundled Misc Rate Element, SNE SAI, Single Network Element Switch As Is Non-recurring Charge, per circuit (LSR) | i | | U1TVX, U1TDX, U1TD1, U1TD3, U1TS1, UDF, UE3 | URES | | 36.83 | 16.12 | | | | | | | | |
| | Unbundled Misc Rate Element, SNE SAI, Single Network Element Switch As Is Non-recurring Charge, incremental charge per circuit on a spreadsheet | i | | U1TVX, U1TDX, U1TD1, U1TD3, U1TS1, UDF, UE3 | URES | | 1.49 | 1.49 | | | | | | | | |
| Access to DCS - Customer Reconfiguration (FlexServ) | | | | | | | | | | | | | | | | |
| | Customer Reconfiguration Establishment | | | | | | 1.43 | | | | | | | | | |
| | DS1 DCS Termination with DS0 Switching | | | | | 19.58 | 24.81 | 19.09 | | | | | | | | |
| | DS1 DCS Termination with DS1 Switching | | | | | 10.95 | 17.93 | 12.22 | | | | | | | | |
| | DS3 DCS Termination with DS1 Switching | | | | | 149.41 | 24.81 | 19.09 | | | | | | | | |
| Node (SynchroNet) | | | | | | | | | | | | | | | | |
| | Node per month | | | UNCDX | UNCNT | 15.43 | | | | | | | | | | |
| Service Rearrangements | | | | | | | | | | | | | | | | |
| | NRC - Change in Facility Assignment per circuit Service Rearrangement | i | | U1TVX, U1TDX, U1TUC, U1TUD, U1TUB, ULDVX, ULDDX, UNCVX, UNCDX, UNC1X | URETD | | 100.93 | 42.98 | | | | | | | | |
| | NRC - Change in Facility Assignment per circuit Project Management (added to CFA per circuit if project managed) | i | | U1TVX, U1TDX, U1TUC, U1TUD, U1TUB, ULDVX, ULDDX, UNCVX, UNCDX, UNC1X | URETB | | 3.67 | 3.67 | | | | | | | | |
| | NRC - Order Coordination Specific Time - Dedicated Transport | i | | UNC1X, UNC3X | OCOSR | | 18.85 | 18.85 | | | | | | | | |
| COMMINGLING | | | | | | | | | | | | | | | | |
| | Commingling Authorization | | | UNCVX, UNCDX, UNC1X, UNC3X, UNCSX, U1TD1, U1TD3, U1TS1, UE3, UDLSX, U1TVX, U1TDX, U1TUB, ULDVX, ULDD1, ULDD3, ULDS1 | CMGAU | 0.00 | 0.00 | 0.00 | | | | | | | | |
| Commingled (UNE part of single bandwidth circuit) | | | | | | | | | | | | | | | | |
| | Commingled VG COCI | | | XDV2X | 1D1VG | 0.6497 | 6.39 | 4.58 | | | | | | | | |
| | Commingled Digital COCI | | | XDV6X | 1D1DD | 1.38 | 6.39 | 4.58 | | | | | | | | |

UNBUNDLED NETWORK ELEMENTS - Louisiana

| CATEGORY | RATE ELEMENTS | Interim | Zone | BCS | USOC | RATES(\$) | Svc Order Submitted Elec per LSR | Svc Order Submitted Manually per LSR | Incremental Charge - Manual Svc Order vs. Electronic-1st | Incremental Charge - Manual Svc Order vs. Electronic-Add'l | Incremental Charge - Manual Svc Order vs. Electronic-Disc 1st | Incremental Charge - Manual Svc Order vs. Electronic-Disc Add'l | | | | |
|--|---|---------|-------------------------|---------------------|---------------|-----------|----------------------------------|--------------------------------------|--|--|---|---|--|--|--|--|
| | | | | | | | | | | | | | | | | |
| | | | | | | | | | | | | | | | | |
| Rec | Nonrecurring | | Nonrecurring Disconnect | | OSS Rates(\$) | | | | | | | | | | | |
| | First | Add'l | First | Add'l | SOME C | SOMAN | SOMAN | SOMAN | SOMAN | SOMAN | SOMAN | | | | | |
| | | | | | | | | | | | | | | | | |
| | Commingled ISDN COCI | | | XDD4X | UC1CA | 2.96 | 6.39 | 4.58 | | | | | | | | |
| | Commingled 2-wire VG Interoffice Channel | | | XDV2X | U1TV2 | 22.60 | 39.36 | 26.62 | | | | | | | | |
| | Commingled 4-wire VG Interoffice Channel | | | XDV6X | U1TV4 | 19.81 | 39.36 | 26.62 | | | | | | | | |
| | Commingled 56kbps Interoffice Channel | | | XDD4X | U1TD5 | 15.61 | 39.37 | 26.62 | | | | | | | | |
| | Commingled 64kbps Interoffice Channel | | | XDD4X | U1TD6 | 15.61 | 39.37 | 26.62 | | | | | | | | |
| | Commingled VG/DS0 Interoffice Channel Mileage | | | XDV2X, XDV6X, XDD4X | 1L5XX | 0.013 | | | | | | | | | | |
| | Commingled 2-wire Local Loop Zone 1 | 1 | | XDV2X | UEAL2 | 14.93 | 102.1 | 65.72 | | | | | | | | |
| | Commingled 2-wire Local Loop Zone 2 | 2 | | XDV2X | UEAL2 | 25.35 | 102.1 | 65.72 | | | | | | | | |
| | Commingled 2-wire Local Loop Zone 3 | 3 | | XDV2X | UEAL2 | 50.46 | 102.1 | 65.72 | | | | | | | | |
| | Commingled 4-wire Local Loop Zone 1 | 1 | | XDV6X | UEAL4 | 30.81 | 127.4 | 91.02 | | | | | | | | |
| | Commingled 4-wire Local Loop Zone 2 | 2 | | XDV6X | UEAL4 | 38.32 | 127.4 | 91.02 | | | | | | | | |
| | Commingled 4-wire Local Loop Zone 3 | 3 | | XDV6X | UEAL4 | 60.39 | 127.4 | 91.02 | | | | | | | | |
| | Commingled 56kbps Local Loop Zone 1 | 1 | | XDD4X | UDL56 | 30.99 | 121.86 | 85.48 | | | | | | | | |
| | Commingled 56kbps Local Loop Zone 2 | 2 | | XDD4X | UDL56 | 36.78 | 121.86 | 85.48 | | | | | | | | |
| | Commingled 56kbps Local Loop Zone 3 | 3 | | XDD4X | UDL56 | 38.92 | 121.86 | 85.48 | | | | | | | | |
| | Commingled 64kbps Local Loop Zone 1 | 1 | | XDD4X | UDL64 | 30.99 | 121.86 | 85.48 | | | | | | | | |
| | Commingled 64kbps Local Loop Zone 2 | 2 | | XDD4X | UDL64 | 36.78 | 121.86 | 85.48 | | | | | | | | |
| | Commingled 64kbps Local Loop Zone 3 | 3 | | XDD4X | UDL64 | 38.92 | 121.86 | 85.48 | | | | | | | | |
| | Commingled ISDN Local Loop Zone 1 | 1 | | XDD4X | U1L2X | 22.09 | 113.34 | 76.96 | | | | | | | | |
| | Commingled ISDN Local Loop Zone 2 | 2 | | XDD4X | U1L2X | 35.28 | 113.34 | 76.96 | | | | | | | | |
| | Commingled ISDN Local Loop Zone 3 | 3 | | XDD4X | U1L2X | 65.18 | 113.34 | 76.96 | | | | | | | | |
| | Commingled DS1 COCI | | | XDH1X | UC1D1 | 11.78 | 6.39 | 4.58 | | | | | | | | |
| | Commingled DS1 Interoffice Channel | | | XDH1X | U1TF1 | 70.47 | 86.69 | 79.44 | | | | | | | | |
| | Commingled DS1 Interoffice Channel Mileage | | | XDH1X | 1L5XX | 0.2652 | | | | | | | | | | |
| | Commingled DS1/DS0 Channel System | | | XDH1X | MQ1 | 105.09 | 88.41 | 60.96 | | | | | | | | |
| | Commingled DS1 Local Loop Zone 1 | 1 | | XDH1X | USLXX | 85.70 | 245.16 | 152.98 | | | | | | | | |
| | Commingled DS1 Local Loop Zone 2 | 2 | | XDH1X | USLXX | 194.96 | 245.16 | 152.98 | | | | | | | | |
| | Commingled DS1 Local Loop Zone 3 | 3 | | XDH1X | USLXX | 491.94 | 245.16 | 152.98 | | | | | | | | |
| | Commingled DS3 Local Loop | | | HFQC6 | UE3PX | 362.34 | 438.43 | 256.3 | | | | | | | | |
| | Commingled DS3/STS-1 Local Loop Mileage | | | HFQC6, HFRST | 1L5ND | 10.04 | | | | | | | | | | |
| | Commingled STS-1 Local Loop | | | HFRST | UDLS1 | 374.56 | 438.46 | 256.3 | | | | | | | | |
| | Commingled DS3/DS1 Channel System | | | HFQC6 | MQ3 | 201.48 | 172.99 | 91.25 | | | | | | | | |
| | Commingled DS3 Interoffice Channel | | | HFQC6 | U1TF3 | 850.45 | 270.69 | 158.05 | | | | | | | | |
| | Commingled DS3 Interoffice Channel Mileage | | | HFQC6 | 1L5XX | 6.04 | | | | | | | | | | |
| | Commingled STS-1Interoffice Channel | | | HFRST | U1TFS | 830.19 | 270.69 | 158.05 | | | | | | | | |
| | Commingled STS-1Interoffice Channel Mileage | | | HFRST | 1L5XX | 6.04 | | | | | | | | | | |
| | Commingled Dark Fiber - Interoffice Transport, Per Four Fiber Strands, Per Route Mile Or Fraction Thereof | | | HEQDL | 1L5DF | 25.28 | | | | | | | | | | |
| | Commingled Dark Fiber - Interoffice Transport, Per Four Fiber Strands, Per Route Mile Or Fraction Thereof | | | HEQDL | UDF14 | | 620.60 | 133.88 | | | | | | | | |
| | UNE to Commingled Conversion Tracking | | | XDH1X, HFQC6 | CMGUN | 0.00 | 0.00 | 0.00 | 0.00 | 0.00 | | | | | | |
| | SPA to Commingled Conversion Tracking | | | XDH1X, HFQC6 | CMGSP | 0.00 | 0.00 | 0.00 | 0.00 | 0.00 | | | | | | |
| LNP Query Service | | | | | | | | | | | | | | | | |
| | LNP Charge Per query | | | | | 0.0008559 | | | | | | | | | | |
| | LNP Service Establishment Manual | | | | | | 12.16 | | | | | | | | | |
| | LNP Service Provisioning with Point Code Establishment | | | | | | 576.33 | 294.43 | | | | | | | | |
| 911 PBX LOCATE | | | | | | | | | | | | | | | | |
| 911 PBX LOCATE DATABASE CAPABILITY | | | | | | | | | | | | | | | | |
| | Service Establishment per CLEC per End User Account | | | 9PBDC | 9PBEU | | 1,819.00 | | | | | | | | | |
| | Changes to TN Range or Customer Profile | | | 9PBDC | 9PBTN | | 181.99 | | | | | | | | | |
| | Per Telephone Number (Monthly) | | | 9PBDC | 9PBMM | 0.07 | | | | | | | | | | |
| | Change Company (Service Provider) ID | | | 9PBDC | 9PBPC | | 534.22 | | | | | | | | | |
| | PBX Locate Service Support per CLEC (Monthlt) | | | 9PBDC | 9PBMR | 178.58 | | | | | | | | | | |
| | Service Order Charge | | | 9PBDC | 9PBSC | | 15.20 | | | | | | | | | |
| 911 PBX LOCATE TRANSPORT COMPONENT | | | | | | | | | | | | | | | | |
| See Att 3 | | | | | | | | | | | | | | | | |
| Note: Rates displaying an "I" in Interim column are interim as a result of a Commission order. | | | | | | | | | | | | | | | | |

| UNBUNDLED NETWORK ELEMENTS - Mississippi | | | | | | | | | | | Att: 2 Exh: A | | | | | |
|--|---|---------|------|---|-------|-----------|--------------|-------|-------------------------|----------------------------------|--------------------------------------|--|--|---|---|-------|
| CATEGORY | RATE ELEMENTS | Interim | Zone | BCS | USOC | RATES(\$) | | | | Svc Order Submitted Elec per LSR | Svc Order Submitted Manually per LSR | Incremental Charge - Manual Svc Order vs. Electronic-1st | Incremental Charge - Manual Svc Order vs. Electronic-Add'l | Incremental Charge - Manual Svc Order vs. Electronic-Disc 1st | Incremental Charge - Manual Svc Order vs. Electronic-Disc Add'l | |
| | | | | | | Rec | Nonrecurring | | Nonrecurring Disconnect | | OSS Rates(\$) | | | | | |
| | | | | | | | First | Add'l | First | Add'l | SOMEc | SOMAN | SOMAN | SOMAN | SOMAN | SOMAN |
| The "Zone" shown in the sections for stand-alone loops or loops as part of a combination refers to Geographically Deaveraged UNE Zones. To view Geographically Deaveraged UNE Zone Designations by Central Office, refer to internet Website: http://wholesale.att.com/ | | | | | | | | | | | | | | | | |
| OPERATIONS SUPPORT SYSTEMS (OSS) - "REGIONAL RATES" | | | | | | | | | | | | | | | | |
| NOTE: (1) CLEC should contact its contract negotiator if it prefers the "state specific" OSS charges as ordered by the State Commissions. The OSS charges currently contained in this rate exhibit are the AT&T "regional" service ordering charges. CLEC may elect either the state specific Commission ordered rates for the service ordering charges, or CLEC may elect the regional service ordering charge, however, CLEC can not obtain a mixture of the two regardless if CLEC has a interconnection contract established in each of the 9 states. | | | | | | | | | | | | | | | | |
| NOTE: (2) Any element that can be ordered electronically will be billed according to the SOMEc rate listed in this category. Please refer to AT&T's Local Ordering Handbook (LOH) to determine if a product can be ordered electronically. For those elements that cannot be ordered electronically at present per the LOH, the listed SOMEc rate in this category reflects the charge that would be billed to a CLEC once electronic ordering capabilities come on-line for that element. Otherwise, the manual ordering charge, SOMAN, will be applied to a CLECs bill when it submits an LSR to AT&T. | | | | | | | | | | | | | | | | |
| | OSS - Electronic Service Order Charge, Per Local Service Request (LSR) - UNE Only | | | | SOMEc | | 3.50 | 0.00 | 3.50 | 0.00 | | | | | | |
| | OSS - Manual Service Order Charge, Per Local Service Request (LSR) - UNE Only | | | | SOMAN | | 15.75 | 0.00 | 1.97 | 0.00 | | | | | | |
| UNE SERVICE DATE ADVANCEMENT CHARGE | | | | | | | | | | | | | | | | |
| NOTE: The Expedite charge will be maintained commensurate with BellSouth's FCC No.1 Tariff, Section 5 as applicable. | | | | | | | | | | | | | | | | |
| | | | | UAL, UEANL, UCL, UEF, UDF, UEQ, UDL, UENTW, UDN, UEA, UHL, ULC, USL, U1T12, U1T48, U1TD1, U1TD3, U1TDX, U1TO3, U1TS1, U1TVX, UC1BC, UC1BL, UC1CC, UC1CL, UC1DC, UC1DL, UC1EC, UC1EL, UC1FC, UC1FL, UC1GC, UC1GL, UC1HC, UC1HL, UDL12, UDL48, UDL03, UDL5X, UE3, ULD12, ULD48, ULDD1, ULDD3, ULDDX, ULDO3, ULDS1, ULDVX, UNC1X, UNC3X, UNCDX, UNCNX, UNCSX, UNCVX, UNLD1, UNLD3, UXTD1, UXTD3, UXTS1, U1TUC, U1TUD, U1TUB, U1TUA,NTCVG, NTCUD, NTCD1 | SDASP | | 200.00 | | | | | | | | | |
| ORDER MODIFICATION CHARGE | | | | | | | | | | | | | | | | |
| | Order Modification Charge (OMC) | | | | | | 26.21 | 0.00 | 0.00 | 0.00 | | | | | | |
| | Order Modification Additional Dispatch Charge (OMCAD) | | | | | | 150.00 | 0.00 | 0.00 | 0.00 | | | | | | |
| UNBUNDLED EXCHANGE ACCESS LOOP | | | | | | | | | | | | | | | | |
| 2-WIRE ANALOG VOICE GRADE LOOP | | | | | | | | | | | | | | | | |
| | 2-Wire Analog Voice Grade Loop - Service Level 1- Zone 1 | | 1 | UEANL | UEAL2 | | 12.03 | 37.92 | 17.55 | 23.48 | 5.25 | | | | | |
| | 2-Wire Analog Voice Grade Loop - Service Level 1- Zone 2 | | 2 | UEANL | UEAL2 | | 16.87 | 37.92 | 17.55 | 23.48 | 5.25 | | | | | |
| | 2-Wire Analog Voice Grade Loop - Service Level 1- Zone 3 | | 3 | UEANL | UEAL2 | | 25.68 | 37.92 | 17.55 | 23.48 | 5.25 | | | | | |
| | 2-Wire Analog Voice Grade Loop - Service Level 1- Zone 4 | | 4 | UEANL | UEAL2 | | 43.85 | 37.92 | 17.55 | 23.48 | 5.25 | | | | | |
| | 2-Wire Analog Voice Grade Loop - Service Level 1- Zone 1 | | 1 | UEANL | UEASL | | 12.03 | 37.92 | 17.55 | 23.48 | 5.25 | | | | | |
| | 2-Wire Analog Voice Grade Loop - Service Level 1- Zone 2 | | 2 | UEANL | UEASL | | 16.87 | 37.92 | 17.55 | 23.48 | 5.25 | | | | | |
| | 2-Wire Analog Voice Grade Loop - Service Level 1- Zone 3 | | 3 | UEANL | UEASL | | 25.68 | 37.92 | 17.55 | 23.48 | 5.25 | | | | | |
| | 2-Wire Analog Voice Grade Loop - Service Level 1- Zone 4 | | 4 | UEANL | UEASL | | 43.85 | 37.92 | 17.55 | 23.48 | 5.25 | | | | | |
| | Tag Loop at End User Premise | | | UEANL | URETL | | | 8.92 | 0.88 | | | | | | | |
| | Loop Testing - Basic 1st Half Hour | | | UEANL | URET1 | | | 34.36 | 0.00 | | | | | | | |
| | Loop Testing - Basic Additional Half Hour | | | UEANL | URETA | | | 19.97 | 19.97 | | | | | | | |
| | Manual Order Coordination for UVL-SL1s (per loop) | | | UEANL | UEAMC | | | 8.20 | 8.20 | | | | | | | |

| UNBUNDLED NETWORK ELEMENTS - Mississippi | | | | | | | | | | | | Att: 2 Exh: A | | | | | |
|--|---------------|---|---------|------|-------|-------|-----------|--------------|-------|-------------------------|----------------------------------|--------------------------------------|--|--|---|---|-------|
| CATEGORY | RATE ELEMENTS | | Interim | Zone | BCS | USOC | RATES(\$) | | | | Svc Order Submitted Elec per LSR | Svc Order Submitted Manually per LSR | Incremental Charge - Manual Svc Order vs. Electronic-1st | Incremental Charge - Manual Svc Order vs. Electronic-Add'l | Incremental Charge - Manual Svc Order vs. Electronic-Disc 1st | Incremental Charge - Manual Svc Order vs. Electronic-Disc Add'l | |
| | | | | | | | Rec | Nonrecurring | | Nonrecurring Disconnect | | OSS Rates(\$) | | | | | |
| | | | | | | | | First | Add'l | First | Add'l | SOMEC | SOMAN | SOMAN | SOMAN | SOMAN | SOMAN |
| | | Order Coordination for Specified Conversion Time for UVL-SL1 (per LSR) | | | UEANL | OCOSL | | 18.19 | 18.19 | | | | | | | | |
| | | Unbundled Non-Design Voice Loop, billing for AT&T providing make-up (Engineering Information - E.I.) | | | UEANL | UEANM | | 13.51 | 13.51 | | | | | | | | |
| | | Unbundled Loop Service Rearrangement, change in loop facility, per circuit | | | UEANL | UREWO | | 15.75 | 8.92 | 23.48 | 5.25 | | | | | | |
| | | Bulk Migration, per 2 Wire Voice Loop-SL1 | | | UEANL | UREPN | | 37.92 | 17.55 | 23.48 | 5.25 | | | | | | |
| | | Bulk Migration Order Coordination, per 2 Wire Voice Loop-SL1 | | | UEANL | UREPM | | 8.20 | 8.20 | | | | | | | | |
| 2-WIRE Unbundled COPPER LOOP | | | | | | | | | | | | | | | | | |
| | | 2-Wire Unbundled Copper Loop - Non-Designed Zone 1 | I | 1 | UEQ | UEQ2X | 11.01 | 36.53 | 16.16 | 22.66 | 4.42 | | | | | | |
| | | 2 Wire Unbundled Copper Loop - Non-Designed - Zone 2 | I | 2 | UEQ | UEQ2X | 11.51 | 36.53 | 16.16 | 22.66 | 4.42 | | | | | | |
| | | 2 Wire Unbundled Copper Loop - Non-Designed - Zone 3 | I | 3 | UEQ | UEQ2X | 11.57 | 36.53 | 16.16 | 22.66 | 4.42 | | | | | | |
| | | 2 Wire Unbundled Copper Loop - Non-Designed - Zone 4 | I | 4 | UEQ | UEQ2X | 13.10 | 36.53 | 16.16 | 22.66 | 4.42 | | | | | | |
| | | Tag Loop at End User Premise | | | UEQ | URETL | | 8.92 | 0.88 | | | | | | | | |
| | | Loop Testing - Basic 1st Half Hour | | | UEQ | URET1 | | 34.36 | 0.00 | | | | | | | | |
| | | Loop Testing - Basic Additional Half Hour | | | UEQ | URETA | | 19.97 | 19.97 | | | | | | | | |
| | | Manual Order Coordination 2 Wire Unbundled Copper Loop - Non-Designed (per loop) | | | UEQ | USBMC | | 8.20 | 8.20 | | | | | | | | |
| | | Unbundled Copper Loop - Non-Design, billing for AT&T providing make-up (Engineering Information - E.I.) | | | UEQ | UEQMU | | 13.51 | 13.51 | | | | | | | | |
| | | Unbundled Loop Service Rearrangement, change in loop facility, per circuit | | | UEQ | UREWO | | 14.24 | 7.42 | 22.66 | 4.42 | | | | | | |
| | | Bulk Migration, per 2 Wire UCL-ND | | | UEQ | UREPN | | 36.53 | 16.16 | 22.66 | 4.42 | | | | | | |
| | | Bulk Migration Order Coordination, per 2 Wire UCL-ND | | | UEQ | UREPM | | 8.20 | 8.20 | | | | | | | | |
| UNBUNDLED EXCHANGE ACCESS LOOP | | | | | | | | | | | | | | | | | |
| 2-WIRE ANALOG VOICE GRADE LOOP | | | | | | | | | | | | | | | | | |
| | | 2-Wire Analog Voice Grade Loop - Service Level 2 w/Loop or Ground Start Signaling - Zone 1 | | 1 | UEA | UEAL2 | 13.89 | 105.96 | 68.28 | 52.82 | 10.37 | | | | | | |
| | | 2-Wire Analog Voice Grade Loop - Service Level 2 w/Loop or Ground Start Signaling - Zone 2 | | 2 | UEA | UEAL2 | 18.75 | 105.96 | 68.28 | 52.82 | 10.37 | | | | | | |
| | | 2-Wire Analog Voice Grade Loop - Service Level 2 w/Loop or Ground Start Signaling - Zone 3 | | 3 | UEA | UEAL2 | 27.55 | 105.96 | 68.28 | 52.82 | 10.37 | | | | | | |
| | | 2-Wire Analog Voice Grade Loop - Service Level 2 w/Loop or Ground Start Signaling - Zone 4 | | 4 | UEA | UEAL2 | 45.72 | 105.96 | 68.28 | 52.82 | 10.37 | | | | | | |
| | | 2-Wire Analog Voice Grade Loop - Service Level 2 w/Reverse Battery Signaling - Zone 1 | | 1 | UEA | UEAR2 | 13.89 | 105.96 | 68.28 | 52.82 | 10.37 | | | | | | |
| | | 2-Wire Analog Voice Grade Loop - Service Level 2 w/Reverse Battery Signaling - Zone 2 | | 2 | UEA | UEAR2 | 18.75 | 105.96 | 68.28 | 52.82 | 10.37 | | | | | | |
| | | 2-Wire Analog Voice Grade Loop - Service Level 2 w/Reverse Battery Signaling - Zone 3 | | 3 | UEA | UEAR2 | 27.55 | 105.96 | 68.28 | 52.82 | 10.37 | | | | | | |
| | | 2-Wire Analog Voice Grade Loop - Service Level 2 w/Reverse Battery Signaling - Zone 4 | | 4 | UEA | UEAR2 | 45.72 | 105.96 | 68.28 | 52.82 | 10.37 | | | | | | |
| | | Switch-As-Is Conversion rate per UNE Loop, Single LSR, (per DS0) | | | UEA | URES1 | | 25.01 | 3.53 | | | | | | | | |
| | | Switch-As-Is Conversion rate per UNE Loop, Spreadsheet, (per DS0) | | | UEA | URES2 | | 26.50 | 5.02 | | | | | | | | |
| | | Unbundled Loop Service Rearrangement, change in loop facility, per circuit | | | UEA | UREWO | | 87.56 | 36.29 | | | | | | | | |
| | | Loop Tagging - Service Level 2 (SL2) | | | UEA | URETL | | 11.19 | 1.10 | | | | | | | | |
| | | Bulk Migration, per 2 Wire Voice Loop-SL2 | | | UEA | UREPN | | 105.96 | 68.28 | | | | | | | | |
| | | Bulk Migration Order Coordination, per 2 Wire Voice Loop-SL2 | | | UEA | UREPM | | 0.00 | 0.00 | | | | | | | | |
| 4-WIRE ANALOG VOICE GRADE LOOP | | | | | | | | | | | | | | | | | |
| | | 4-Wire Analog Voice Grade Loop - Zone 1 | | 1 | UEA | UEAL4 | 27.47 | 132.27 | 94.59 | 60.68 | 14.64 | | | | | | |
| | | 4-Wire Analog Voice Grade Loop - Zone 2 | | 2 | UEA | UEAL4 | 38.26 | 132.27 | 94.59 | 60.68 | 14.64 | | | | | | |
| | | 4-Wire Analog Voice Grade Loop - Zone 3 | | 3 | UEA | UEAL4 | 50.03 | 132.27 | 94.59 | 60.68 | 14.64 | | | | | | |
| | | 4-Wire Analog Voice Grade Loop - Zone 4 | | 4 | UEA | UEAL4 | 50.03 | 132.27 | 94.59 | 60.68 | 14.64 | | | | | | |
| | | Switch-As-Is Conversion rate per UNE Loop, Single LSR, (per DS0) | | | UEA | URES1 | | 25.01 | 3.53 | | | | | | | | |
| | | Switch-As-Is Conversion rate per UNE Loop, Spreadsheet, (per DS0) | | | UEA | URES2 | | 26.50 | 5.02 | | | | | | | | |
| | | Unbundled Loop Service Rearrangement, change in loop facility, per circuit | | | UEA | UREWO | | 87.56 | 36.29 | | | | | | | | |
| 2-WIRE ISDN DIGITAL GRADE LOOP | | | | | | | | | | | | | | | | | |
| | | 2-Wire ISDN Digital Grade Loop - Zone 1 | | 1 | UDN | U1L2X | 21.01 | 117.61 | 79.92 | 52.82 | 10.37 | | | | | | |

| UNBUNDLED NETWORK ELEMENTS - Mississippi | | | | | | | | | | | Att: 2 Exh: A | | | | | |
|---|---|---------|------|-----|-------|-----------|--------------|--------|-------------------------|-------|----------------------------------|--------------------------------------|--|--|---|---|
| CATEGORY | RATE ELEMENTS | Interim | Zone | BCS | USOC | RATES(\$) | | | | | Svc Order Submitted Elec per LSR | Svc Order Submitted Manually per LSR | Incremental Charge - Manual Svc Order vs. Electronic-1st | Incremental Charge - Manual Svc Order vs. Electronic-Add'l | Incremental Charge - Manual Svc Order vs. Electronic-Disc 1st | Incremental Charge - Manual Svc Order vs. Electronic-Disc Add'l |
| | | | | | | Rec | Nonrecurring | | Nonrecurring Disconnect | | OSS Rates(\$) | | | | | |
| | | | | | | | First | Add'l | First | Add'l | SOMECS | SOMAN | SOMAN | SOMAN | SOMAN | SOMAN |
| | 2-Wire ISDN Digital Grade Loop - Zone 2 | | 2 | UDN | U1L2X | 27.59 | 117.61 | 79.92 | 52.82 | 10.37 | | | | | | |
| | 2-Wire ISDN Digital Grade Loop - Zone 3 | | 3 | UDN | U1L2X | 37.34 | 117.61 | 79.92 | 52.82 | 10.37 | | | | | | |
| | 2-Wire ISDN Digital Grade Loop - Zone 4 | | 4 | UDN | U1L2X | 59.18 | 117.61 | 79.92 | 52.82 | 10.37 | | | | | | |
| | Unbundled Loop Service Rearrangement, change in loop facility, per circuit | | | UDN | UREWO | | 91.46 | 44.07 | | | | | | | | |
| 2-WIRE ASYMMETRICAL DIGITAL SUBSCRIBER LINE (ADSL) COMPATIBLE LOOP | | | | | | | | | | | | | | | | |
| | 2 Wire Unbundled ADSL Loop including manual service inquiry & facility reservation - Zone 1 | | 1 | UAL | UAL2X | 11.11 | 121.27 | 70.81 | 50.38 | 7.93 | | | | | | |
| | 2 Wire Unbundled ADSL Loop including manual service inquiry & facility reservation - Zone 2 | | 2 | UAL | UAL2X | 11.47 | 121.27 | 70.81 | 50.38 | 7.93 | | | | | | |
| | 2 Wire Unbundled ADSL Loop including manual service inquiry & facility reservation - Zone 3 | | 3 | UAL | UAL2X | 11.74 | 121.27 | 70.81 | 50.38 | 7.93 | | | | | | |
| | 2 Wire Unbundled ADSL Loop including manual service inquiry & facility reservation - Zone 4 | | 4 | UAL | UAL2X | 12.69 | 121.27 | 70.81 | 50.38 | 7.93 | | | | | | |
| | 2 Wire Unbundled ADSL Loop without manual service inquiry & facility reservation - Zone 1 | | 1 | UAL | UAL2W | 11.11 | 96.15 | 58.03 | 50.38 | 7.93 | | | | | | |
| | 2 Wire Unbundled ADSL Loop without manual service inquiry & facility reservation - Zone 2 | | 2 | UAL | UAL2W | 11.47 | 96.15 | 58.03 | 50.38 | 7.93 | | | | | | |
| | 2 Wire Unbundled ADSL Loop without manual service inquiry & facility reservation - Zone 3 | | 3 | UAL | UAL2W | 11.74 | 96.15 | 58.03 | 50.38 | 7.93 | | | | | | |
| | 2 Wire Unbundled ADSL Loop without manual service inquiry & facility reservation - Zone 4 | | 4 | UAL | UAL2W | 12.69 | 96.15 | 58.03 | 50.38 | 7.93 | | | | | | |
| | Unbundled Loop Service Rearrangement, change in loop facility, per circuit | | | UAL | UREWO | | 86.04 | 40.33 | | | | | | | | |
| 2-WIRE HIGH BIT RATE DIGITAL SUBSCRIBER LINE (HDSL) COMPATIBLE LOOP | | | | | | | | | | | | | | | | |
| | 2 Wire Unbundled HDSL Loop including manual service inquiry & facility reservation - Zone 1 | | 1 | UHL | UHL2X | 8.75 | 129.98 | 79.52 | 50.38 | 7.93 | | | | | | |
| | 2 Wire Unbundled HDSL Loop including manual service inquiry & facility reservation - Zone 2 | | 2 | UHL | UHL2X | 9.22 | 129.98 | 79.52 | 50.38 | 7.93 | | | | | | |
| | 2 Wire Unbundled HDSL Loop including manual service inquiry & facility reservation - Zone 3 | | 3 | UHL | UHL2X | 9.87 | 129.98 | 79.52 | 50.38 | 7.93 | | | | | | |
| | 2 Wire Unbundled HDSL Loop including manual service inquiry & facility reservation - Zone 4 | | 4 | UHL | UHL2X | 10.46 | 129.98 | 79.52 | 50.38 | 7.93 | | | | | | |
| | 2 Wire Unbundled HDSL Loop without manual service inquiry and facility reservation - Zone 1 | | 1 | UHL | UHL2W | 8.75 | 104.86 | 66.74 | 50.38 | 7.93 | | | | | | |
| | 2 Wire Unbundled HDSL Loop without manual service inquiry and facility reservation - Zone 2 | | 2 | UHL | UHL2W | 9.22 | 104.86 | 66.74 | 50.38 | 7.93 | | | | | | |
| | 2 Wire Unbundled HDSL Loop without manual service inquiry and facility reservation - Zone 3 | | 3 | UHL | UHL2W | 9.87 | 104.86 | 66.74 | 50.38 | 7.93 | | | | | | |
| | 2 Wire Unbundled HDSL Loop without manual service inquiry and facility reservation - Zone 4 | | 4 | UHL | UHL2W | 10.46 | 104.86 | 66.74 | 50.38 | 7.93 | | | | | | |
| | Unbundled Loop Service Rearrangement, change in loop facility, per circuit | | | UHL | UREWO | | 85.98 | 40.33 | | | | | | | | |
| 4-WIRE HIGH BIT RATE DIGITAL SUBSCRIBER LINE (HDSL) COMPATIBLE LOOP | | | | | | | | | | | | | | | | |
| | 4 Wire Unbundled HDSL Loop including manual service inquiry and facility reservation - Zone 1 | | 1 | UHL | UHL4X | 13.78 | 158.74 | 108.28 | 56.72 | 10.68 | | | | | | |
| | 4-Wire Unbundled HDSL Loop including manual service inquiry and facility reservation - Zone 2 | | 2 | UHL | UHL4X | 13.43 | 158.74 | 108.28 | 56.72 | 10.68 | | | | | | |
| | 4-Wire Unbundled HDSL Loop including manual service inquiry and facility reservation - Zone 3 | | 3 | UHL | UHL4X | 15.59 | 158.74 | 108.28 | 56.72 | 10.68 | | | | | | |
| | 4-Wire Unbundled HDSL Loop including manual service inquiry and facility reservation - Zone 4 | | 4 | UHL | UHL4X | 14.46 | 158.74 | 108.28 | 56.72 | 10.68 | | | | | | |
| | 4-Wire Unbundled HDSL Loop without manual service inquiry and facility reservation - Zone 1 | | 1 | UHL | UHL4W | 13.78 | 133.62 | 95.50 | 56.72 | 10.68 | | | | | | |
| | 4-Wire Unbundled HDSL Loop without manual service inquiry and facility reservation - Zone 2 | | 2 | UHL | UHL4W | 13.43 | 133.62 | 95.50 | 56.72 | 10.68 | | | | | | |
| | 4-Wire Unbundled HDSL Loop without manual service inquiry and facility reservation - Zone 3 | | 3 | UHL | UHL4W | 15.59 | 133.62 | 95.50 | 56.72 | 10.68 | | | | | | |
| | 4-Wire Unbundled HDSL Loop without manual service inquiry and facility reservation - Zone 4 | | 4 | UHL | UHL4W | 14.46 | 133.62 | 95.50 | 56.72 | 10.68 | | | | | | |
| | Unbundled Loop Service Rearrangement, change in loop facility, per circuit | | | UHL | UREWO | | 85.98 | 40.33 | | | | | | | | |
| 4-WIRE DS1 DIGITAL LOOP | | | | | | | | | | | | | | | | |
| | 4-Wire DS1 Digital Loop - Zone 1 | | 1 | USL | USLXX | 79.08 | 253.93 | 158.45 | 46.10 | 12.07 | | | | | | |

| UNBUNDLED NETWORK ELEMENTS - Mississippi | | | | | | | | | | | Att: 2 Exh: A | | | | | |
|--|--|---------|------|-----|-------|-----------|--------------|--------|-------------------------|-------|----------------------------------|--------------------------------------|--|--|---|---|
| CATEGORY | RATE ELEMENTS | Interim | Zone | BCS | USOC | RATES(\$) | | | | | Svc Order Submitted Elec per LSR | Svc Order Submitted Manually per LSR | Incremental Charge - Manual Svc Order vs. Electronic-1st | Incremental Charge - Manual Svc Order vs. Electronic-Add'l | Incremental Charge - Manual Svc Order vs. Electronic-Disc 1st | Incremental Charge - Manual Svc Order vs. Electronic-Disc Add'l |
| | | | | | | Rec | Nonrecurring | | Nonrecurring Disconnect | | OSS Rates(\$) | | | | | |
| | | | | | | | First | Add'l | First | Add'l | SOMEC | SOMAN | SOMAN | SOMAN | SOMAN | SOMAN |
| | 4-Wire DS1 Digital Loop - Zone 2 | | 2 | USL | USLXX | 129.38 | 253.93 | 158.45 | 46.10 | 12.07 | | | | | | |
| | 4-Wire DS1 Digital Loop - Zone 3 | | 3 | USL | USLXX | 206.74 | 253.93 | 158.45 | 46.10 | 12.07 | | | | | | |
| | 4-Wire DS1 Digital Loop - Zone 4 | | 4 | USL | USLXX | 458.46 | 253.93 | 158.45 | 46.10 | 12.07 | | | | | | |
| | Switch-As-Is Conversion rate per UNE Loop, Single LSR, (per DS1) | | | USL | URES | | 25.01 | 3.53 | | | | | | | | |
| | Switch-As-Is Conversion rate per UNE Loop, Spreadsheet, (per DS1) | | | USL | URESP | | 26.50 | 5.02 | | | | | | | | |
| | Unbundled Loop Service Rearrangement, change in loop facility, per circuit | | | USL | UREWO | | 100.90 | 42.96 | | | | | | | | |
| 4-WIRE 19.2, 56 OR 64 KBPS DIGITAL GRADE LOOP | | | | | | | | | | | | | | | | |
| | 4 Wire Unbundled Digital Loop 2.4 Kbps-Zone 1 | | 1 | UDL | UDL2X | 27.44 | 126.53 | 88.85 | 60.68 | 14.64 | | | | | | |
| | 4 Wire Unbundled Digital Loop 2.4 Kbps - Zone 2 | | 2 | UDL | UDL2X | 34.55 | 126.53 | 88.85 | 60.68 | 14.64 | | | | | | |
| | 4 Wire Unbundled Digital Loop 2.4 Kbps - Zone 3 | | 3 | UDL | UDL2X | 40.76 | 126.53 | 88.85 | 60.68 | 14.64 | | | | | | |
| | 4 Wire Unbundled Digital Loop 2.4 Kbps - Zone 4 | | 4 | UDL | UDL2X | 32.25 | 126.53 | 88.85 | 60.68 | 14.64 | | | | | | |
| | 4 Wire Unbundled Digital Loop 4.8 Kbps - Zone 1 | | 1 | UDL | UDL4X | 27.44 | 126.53 | 88.85 | 60.68 | 14.64 | | | | | | |
| | 4 Wire Unbundled Digital Loop 4.8 Kbps - Zone 2 | | 2 | UDL | UDL4X | 34.55 | 126.53 | 88.85 | 60.68 | 14.64 | | | | | | |
| | 4 Wire Unbundled Digital Loop 4.8 Kbps - Zone 3 | | 3 | UDL | UDL4X | 40.76 | 126.53 | 88.85 | 60.68 | 14.64 | | | | | | |
| | 4 Wire Unbundled Digital Loop 4.8 Kbps - Zone 4 | | 4 | UDL | UDL4X | 32.25 | 126.53 | 88.85 | 60.68 | 14.64 | | | | | | |
| | 4 Wire Unbundled Digital Loop 9.6 Kbps - Zone 1 | | 1 | UDL | UDL9X | 27.44 | 126.53 | 88.85 | 60.68 | 14.64 | | | | | | |
| | 5 Wire Unbundled Digital Loop 9.6 Kbps - Zone 2 | | 2 | UDL | UDL9X | 34.55 | 126.53 | 88.85 | 60.68 | 14.64 | | | | | | |
| | 6 Wire Unbundled Digital Loop 9.6 Kbps - Zone 3 | | 3 | UDL | UDL9X | 40.76 | 126.53 | 88.85 | 60.68 | 14.64 | | | | | | |
| | 7 Wire Unbundled Digital Loop 9.6 Kbps - Zone 4 | | 4 | UDL | UDL9X | 32.25 | 126.53 | 88.85 | 60.68 | 14.64 | | | | | | |
| | 4 Wire Unbundled Digital 19.2 Kbps - Zone 1 | | 1 | UDL | UDL19 | 27.44 | 126.53 | 88.85 | 60.68 | 14.64 | | | | | | |
| | 4 Wire Unbundled Digital 19.2 Kbps - Zone 2 | | 2 | UDL | UDL19 | 34.55 | 126.53 | 88.85 | 60.68 | 14.64 | | | | | | |
| | 4 Wire Unbundled Digital 19.2 Kbps - Zone 3 | | 3 | UDL | UDL19 | 40.76 | 126.53 | 88.85 | 60.68 | 14.64 | | | | | | |
| | 4 Wire Unbundled Digital 19.2 Kbps - Zone 4 | | 4 | UDL | UDL19 | 32.25 | 126.53 | 88.85 | 60.68 | 14.64 | | | | | | |
| | 4 Wire Unbundled Digital Loop 56 Kbps - Zone 1 | | 1 | UDL | UDL56 | 27.44 | 126.53 | 88.85 | 60.68 | 14.64 | | | | | | |
| | 4 Wire Unbundled Digital Loop 56 Kbps - Zone 2 | | 2 | UDL | UDL56 | 34.55 | 126.53 | 88.85 | 60.68 | 14.64 | | | | | | |
| | 4 Wire Unbundled Digital Loop 56 Kbps - Zone 3 | | 3 | UDL | UDL56 | 40.76 | 126.53 | 88.85 | 60.68 | 14.64 | | | | | | |
| | 4 Wire Unbundled Digital Loop 56 Kbps - Zone 4 | | 4 | UDL | UDL56 | 32.25 | 126.53 | 88.85 | 60.68 | 14.64 | | | | | | |
| | 4 Wire Unbundled Digital Loop 64 Kbps - Zone 1 | | 1 | UDL | UDL64 | 27.44 | 126.53 | 88.85 | 60.68 | 14.64 | | | | | | |
| | 4 Wire Unbundled Digital Loop 64 Kbps - Zone 2 | | 2 | UDL | UDL64 | 34.55 | 126.53 | 88.85 | 60.68 | 14.64 | | | | | | |
| | 4 Wire Unbundled Digital Loop 64 Kbps - Zone 3 | | 3 | UDL | UDL64 | 40.76 | 126.53 | 88.85 | 60.68 | 14.64 | | | | | | |
| | 4 Wire Unbundled Digital Loop 64 Kbps - Zone 4 | | 4 | UDL | UDL64 | 32.25 | 126.53 | 88.85 | 60.68 | 14.64 | | | | | | |
| | Switch-As-Is Conversion rate per UNE Loop, Single LSR, (per DS0) | | | UDL | URES | | 25.01 | 3.53 | | | | | | | | |
| | Switch-As-Is Conversion rate per UNE Loop, Spreadsheet, (per DS0) | | | UDL | URESP | | 26.50 | 5.02 | | | | | | | | |
| | Unbundled Loop Service Rearrangement, change in loop facility, per circuit | | | UDL | UREWO | | 101.94 | 49.66 | | | | | | | | |
| 2-WIRE Unbundled COPPER LOOP | | | | | | | | | | | | | | | | |
| | 2-Wire Unbundled Copper Loop-Designed including manual service inquiry & facility reservation - Zone 1 | | 1 | UCL | UCLPB | 11.11 | 120.34 | 69.87 | 50.38 | 7.93 | | | | | | |
| | 2-Wire Unbundled Copper Loop-Designed including manual service inquiry & facility reservation - Zone 2 | | 2 | UCL | UCLPB | 11.47 | 120.34 | 69.87 | 50.38 | 7.93 | | | | | | |
| | 2 Wire Unbundled Copper Loop-Designed including manual service inquiry & facility reservation - Zone 3 | | 3 | UCL | UCLPB | 11.74 | 120.34 | 69.87 | 50.38 | 7.93 | | | | | | |
| | 2 Wire Unbundled Copper Loop-Designed including manual service inquiry & facility reservation - Zone 4 | | 4 | UCL | UCLPB | 12.69 | 120.34 | 69.87 | 50.38 | 7.93 | | | | | | |
| | 2-Wire Unbundled Copper Loop-Designed without manual service inquiry and facility reservation - Zone 1 | | 1 | UCL | UCLPW | 11.11 | 95.21 | 57.09 | 50.38 | 7.93 | | | | | | |
| | 2-Wire Unbundled Copper Loop-Designed without manual service inquiry and facility reservation - Zone 2 | | 2 | UCL | UCLPW | 11.47 | 95.21 | 57.09 | 50.38 | 7.93 | | | | | | |
| | 2-Wire Unbundled Copper Loop-Designed without manual service inquiry and facility reservation - Zone 3 | | 3 | UCL | UCLPW | 11.74 | 95.21 | 57.09 | 50.38 | 7.93 | | | | | | |
| | 2-Wire Unbundled Copper Loop-Designed without manual service inquiry and facility reservation - Zone 4 | | 4 | UCL | UCLPW | 12.69 | 95.21 | 57.09 | 50.38 | 7.93 | | | | | | |
| | Order Coordination for Unbundled Copper Loops (per loop) | | | UCL | UCLMC | | 8.20 | 8.20 | | | | | | | | |
| | Unbundled Loop Service Rearrangement, change in loop facility, per circuit | | | UCL | UREWO | | 95.21 | 42.40 | | | | | | | | |
| 4-WIRE COPPER LOOP | | | | | | | | | | | | | | | | |
| | 4-Wire Copper Loop-Designed including manual service inquiry and facility reservation - Zone 1 | | 1 | UCL | UCL4S | 17.30 | 144.68 | 94.22 | 56.72 | 10.68 | | | | | | |

| UNBUNDLED NETWORK ELEMENTS - Mississippi | | | | | | | | | | | | Att: 2 Exh: A | | | | |
|--|--|---------|------|------------------------------|-------|-----------|--------------|-------|-------------------------|-------|----------------------------------|--------------------------------------|--|--|---|---|
| CATEGORY | RATE ELEMENTS | Interim | Zone | BCS | USOC | RATES(\$) | | | | | Svc Order Submitted Elec per LSR | Svc Order Submitted Manually per LSR | Incremental Charge - Manual Svc Order vs. Electronic-1st | Incremental Charge - Manual Svc Order vs. Electronic-Add'l | Incremental Charge - Manual Svc Order vs. Electronic-Disc 1st | Incremental Charge - Manual Svc Order vs. Electronic-Disc Add'l |
| | | | | | | Rec | Nonrecurring | | Nonrecurring Disconnect | | OSS Rates(\$) | | | | | |
| | | | | | | | First | Add'l | First | Add'l | SOMECH | SOMAN | SOMAN | SOMAN | SOMAN | SOMAN |
| | 4-Wire Copper Loop-Designed including manual service inquiry and facility reservation - Zone 2 | | 2 | UCL | UCL4S | 18.84 | 144.68 | 94.22 | 56.72 | 10.68 | | | | | | |
| | 4-Wire Copper Loop-Designed including manual service inquiry and facility reservation - Zone 3 | | 3 | UCL | UCL4S | 21.33 | 144.68 | 94.22 | 56.72 | 10.68 | | | | | | |
| | 4-Wire Copper Loop-Designed including manual service inquiry and facility reservation - Zone 4 | | 4 | UCL | UCL4S | 21.33 | 144.68 | 94.22 | 56.72 | 10.68 | | | | | | |
| | 4-Wire Copper Loop-Designed without manual service inquiry and facility reservation - Zone 1 | | 1 | UCL | UCL4W | 17.30 | 119.56 | 81.44 | 56.72 | 10.68 | | | | | | |
| | 4-Wire Copper Loop-Designed without manual service inquiry and facility reservation - Zone 2 | | 2 | UCL | UCL4W | 18.84 | 119.56 | 81.44 | 56.72 | 10.68 | | | | | | |
| | 4-Wire Copper Loop-Designed without manual service inquiry and facility reservation - Zone 3 | | 3 | UCL | UCL4W | 21.33 | 119.56 | 81.44 | 56.72 | 10.68 | | | | | | |
| | 4-Wire Copper Loop-Designed without manual service inquiry and facility reservation - Zone 4 | | 4 | UCL | UCL4W | 21.33 | 119.56 | 81.44 | 56.72 | 10.68 | | | | | | |
| | Order Coordination for Unbundled Copper Loops (per loop) | | | UCL | UCLMC | | 8.20 | 8.20 | | | | | | | | |
| | Unbundled Loop Service Rearrangement, change in loop facility, per circuit | | | UCL | UREWO | | 95.21 | 42.40 | | | | | | | | |
| | Order Coordination for Specified Conversion Time (per LSR) | | | UEA, UDN, UAL, UHL, UDL, USL | OCOSL | | 18.19 | | | | | | | | | |
| Rearrangements | | | | | | | | | | | | | | | | |
| | EEL to UNE-L Retermination, per 2 Wire Unbundled Voice Loop-SL2 | | | UEA | UREEL | | 87.56 | 36.29 | | | | | | | | |
| | EEL to UNE-L Retermination, per 4 Wire Unbundled Voice Loop | | | UEA | UREEL | | 87.56 | 36.29 | | | | | | | | |
| | EEL to UNE-L Retermination, per 2 Wire ISDN Loop | | | UDN | UREEL | | 91.46 | 44.07 | | | | | | | | |
| | EEL to UNE-L Retermination, per 4 Wire Unbundled Digital Loop | | | UDL | UREEL | | 101.94 | 49.66 | | | | | | | | |
| | EEL to UNE-L Retermination, per 4 Wire Unbundled DS1 Loop | | | USL | UREEL | | 100.90 | 42.96 | | | | | | | | |
| UNE LOOP COMMINGLING | | | | | | | | | | | | | | | | |
| 2-WIRE ANALOG VOICE GRADE LOOP - COMMINGLING | | | | | | | | | | | | | | | | |
| | 2-Wire Analog Voice Grade Loop - Service Level 2 w/Loop or Ground Start Signaling - Zone 1 | | 1 | NTCVG | UEAL2 | 13.89 | 105.96 | 68.28 | 52.82 | 10.37 | | | | | | |
| | 2-Wire Analog Voice Grade Loop - Service Level 2 w/Loop or Ground Start Signaling - Zone 2 | | 2 | NTCVG | UEAL2 | 18.75 | 105.96 | 68.28 | 52.82 | 10.37 | | | | | | |
| | 2-Wire Analog Voice Grade Loop - Service Level 2 w/Loop or Ground Start Signaling - Zone 3 | | 3 | NTCVG | UEAL2 | 27.55 | 105.96 | 68.28 | 52.82 | 10.37 | | | | | | |
| | 2-Wire Analog Voice Grade Loop - Service Level 2 w/Loop or Ground Start Signaling - Zone 4 | | 4 | NTCVG | UEAL2 | 45.72 | 105.96 | 68.28 | 52.82 | 10.37 | | | | | | |
| | 2-Wire Analog Voice Grade Loop - Service Level 2 w/Reverse Battery Signaling - Zone 1 | | 1 | NTCVG | UEAR2 | 13.89 | 105.96 | 68.28 | 52.82 | 10.37 | | | | | | |
| | 2-Wire Analog Voice Grade Loop - Service Level 2 w/Reverse Battery Signaling - Zone 2 | | 2 | NTCVG | UEAR2 | 18.75 | 105.96 | 68.28 | 52.82 | 10.37 | | | | | | |
| | 2-Wire Analog Voice Grade Loop - Service Level 2 w/Reverse Battery Signaling - Zone 3 | | 3 | NTCVG | UEAR2 | 27.55 | 105.96 | 68.28 | 52.82 | 10.37 | | | | | | |
| | 2-Wire Analog Voice Grade Loop - Service Level 2 w/Reverse Battery Signaling - Zone 4 | | 4 | NTCVG | UEAR2 | 45.72 | 105.96 | 68.28 | 52.82 | 10.37 | | | | | | |
| | Switch-As-Is Conversion rate per UNE Loop, Single LSR, (per DS0) | | | NTCVG | URES | | 25.01 | 3.53 | | | | | | | | |
| | Switch-As-Is Conversion rate per UNE Loop, Spreadsheet, (per DS0) | | | NTCVG | URES | | 26.50 | 5.02 | | | | | | | | |
| | Unbundled Loop Service Rearrangement, change in loop facility, per circuit | | | NTCVG | UREWO | | 87.56 | 36.29 | | | | | | | | |
| | Loop Tagging - Service Level 2 (SL2) | | | NTCVG | URETL | | 11.19 | 1.10 | | | | | | | | |
| 4-WIRE ANALOG VOICE GRADE LOOP - COMMINGLING | | | | | | | | | | | | | | | | |
| | 4-Wire Analog Voice Grade Loop - Zone 1 | | 1 | NTCVG | UEAL4 | 27.47 | 132.27 | 94.59 | 60.68 | 14.64 | | | | | | |
| | 4-Wire Analog Voice Grade Loop - Zone 2 | | 2 | NTCVG | UEAL4 | 38.26 | 132.27 | 94.59 | 60.68 | 14.64 | | | | | | |
| | 4-Wire Analog Voice Grade Loop - Zone 3 | | 3 | NTCVG | UEAL4 | 50.03 | 132.27 | 94.59 | 60.68 | 14.64 | | | | | | |
| | 4-Wire Analog Voice Grade Loop - Zone 4 | | 4 | NTCVG | UEAL4 | 50.03 | 132.27 | 94.59 | 60.68 | 14.64 | | | | | | |
| | Switch-As-Is Conversion rate per UNE Loop, Single LSR, (per DS0) | | | NTCVG | URES | | 25.01 | 3.53 | | | | | | | | |
| | Switch-As-Is Conversion rate per UNE Loop, Spreadsheet, (per DS0) | | | NTCVG | URES | | 26.50 | 5.02 | | | | | | | | |

| UNBUNDLED NETWORK ELEMENTS - Mississippi | | | | | | | | | | | | | Att: 2 Exh: A | | | | |
|---|---------------|--|---------|------|--|-------|-----------|--------------|--------|-------------------------|----------------------------------|--------------------------------------|--|--|---|---|-------|
| CATEGORY | RATE ELEMENTS | | Interim | Zone | BCS | USOC | RATES(\$) | | | | Svc Order Submitted Elec per LSR | Svc Order Submitted Manually per LSR | Incremental Charge - Manual Svc Order vs. Electronic-1st | Incremental Charge - Manual Svc Order vs. Electronic-Add'l | Incremental Charge - Manual Svc Order vs. Electronic-Disc 1st | Incremental Charge - Manual Svc Order vs. Electronic-Disc Add'l | |
| | | | | | | | Rec | Nonrecurring | | Nonrecurring Disconnect | | OSS Rates(\$) | | | | | |
| | | | | | | | | First | Add'l | First | Add'l | SOMEC | SOMAN | SOMAN | SOMAN | SOMAN | SOMAN |
| | | Unbundled Loop Service Rearrangement, change in loop facility, per circuit | | | NTCVG | UREWO | | 87.56 | 36.29 | | | | | | | | |
| 4-WIRE DS1 DIGITAL LOOP | | | | | | | | | | | | | | | | | |
| | | 4-Wire DS1 Digital Loop - Zone 1 | | 1 | NTCD1 | USLXX | 79.08 | 253.93 | 158.45 | 46.10 | 12.07 | | | | | | |
| | | 4-Wire DS1 Digital Loop - Zone 2 | | 2 | NTCD1 | USLXX | 129.38 | 253.93 | 158.45 | 46.10 | 12.07 | | | | | | |
| | | 4-Wire DS1 Digital Loop - Zone 3 | | 3 | NTCD1 | USLXX | 206.74 | 253.93 | 158.45 | 46.10 | 12.07 | | | | | | |
| | | 4-Wire DS1 Digital Loop - Zone 4 | | 4 | NTCD1 | USLXX | 458.46 | 253.93 | 158.45 | 46.10 | 12.07 | | | | | | |
| | | Switch-As-Is Conversion rate per UNE Loop, Single LSR, (per DS1) | | | NTCD1 | URES | | 25.01 | 3.53 | | | | | | | | |
| | | Switch-As-Is Conversion rate per UNE Loop, Spreadsheet, (per DS1) | | | NTCD1 | URES | | 26.50 | 5.02 | | | | | | | | |
| | | Unbundled Loop Service Rearrangement, change in loop facility, per circuit | | | NTCD1 | UREWO | | 100.90 | 42.96 | | | | | | | | |
| 4-WIRE 19.2, 56 OR 64 KBPS DIGITAL GRADE LOOP | | | | | | | | | | | | | | | | | |
| | | 4 Wire Unbundled Digital Loop 2.4 Kbps-Zone 1 | | 1 | NTCUD | UDL2X | 27.44 | 126.53 | 88.85 | 60.68 | 14.64 | | | | | | |
| | | 4 Wire Unbundled Digital Loop 2.4 Kbps - Zone 2 | | 2 | NTCUD | UDL2X | 34.55 | 126.53 | 88.85 | 60.68 | 14.64 | | | | | | |
| | | 4 Wire Unbundled Digital Loop 2.4 Kbps - Zone 3 | | 3 | NTCUD | UDL2X | 40.76 | 126.53 | 88.85 | 60.68 | 14.64 | | | | | | |
| | | 4 Wire Unbundled Digital Loop 2.4 Kbps - Zone 4 | | 4 | NTCUD | UDL2X | 32.25 | 126.53 | 88.85 | 60.68 | 14.64 | | | | | | |
| | | 4 Wire Unbundled Digital Loop 4.8 Kbps - Zone 1 | | 1 | NTCUD | UDL4X | 27.44 | 126.53 | 88.85 | 60.68 | 14.64 | | | | | | |
| | | 4 Wire Unbundled Digital Loop 4.8 Kbps - Zone 2 | | 2 | NTCUD | UDL4X | 34.55 | 126.53 | 88.85 | 60.68 | 14.64 | | | | | | |
| | | 4 Wire Unbundled Digital Loop 4.8 Kbps - Zone 3 | | 3 | NTCUD | UDL4X | 40.76 | 126.53 | 88.85 | 60.68 | 14.64 | | | | | | |
| | | 4 Wire Unbundled Digital Loop 4.8 Kbps - Zone 4 | | 4 | NTCUD | UDL4X | 32.25 | 126.53 | 88.85 | 60.68 | 14.64 | | | | | | |
| | | 4 Wire Unbundled Digital Loop 9.6 Kbps - Zone 1 | | 1 | NTCUD | UDL9X | 27.44 | 126.53 | 88.85 | 60.68 | 14.64 | | | | | | |
| | | 5 Wire Unbundled Digital Loop 9.6 Kbps - Zone 2 | | 2 | NTCUD | UDL9X | 34.55 | 126.53 | 88.85 | 60.68 | 14.64 | | | | | | |
| | | 6 Wire Unbundled Digital Loop 9.6 Kbps - Zone 3 | | 3 | NTCUD | UDL9X | 40.76 | 126.53 | 88.85 | 60.68 | 14.64 | | | | | | |
| | | 7 Wire Unbundled Digital Loop 9.6 Kbps - Zone 4 | | 4 | NTCUD | UDL9X | 32.25 | 126.53 | 88.85 | 60.68 | 14.64 | | | | | | |
| | | 4 Wire Unbundled Digital 19.2 Kbps - Zone 1 | | 1 | NTCUD | UDL19 | 27.44 | 126.53 | 88.85 | 60.68 | 14.64 | | | | | | |
| | | 4 Wire Unbundled Digital 19.2 Kbps - Zone 2 | | 2 | NTCUD | UDL19 | 34.55 | 126.53 | 88.85 | 60.68 | 14.64 | | | | | | |
| | | 4 Wire Unbundled Digital 19.2 Kbps - Zone 3 | | 3 | NTCUD | UDL19 | 40.76 | 126.53 | 88.85 | 60.68 | 14.64 | | | | | | |
| | | 4 Wire Unbundled Digital 19.2 Kbps - Zone 4 | | 4 | NTCUD | UDL19 | 32.25 | 126.53 | 88.85 | 60.68 | 14.64 | | | | | | |
| | | 4 Wire Unbundled Digital Loop 56 Kbps - Zone 1 | | 1 | NTCUD | UDL56 | 27.44 | 126.53 | 88.85 | 60.68 | 14.64 | | | | | | |
| | | 4 Wire Unbundled Digital Loop 56 Kbps - Zone 2 | | 2 | NTCUD | UDL56 | 34.55 | 126.53 | 88.85 | 60.68 | 14.64 | | | | | | |
| | | 4 Wire Unbundled Digital Loop 56 Kbps - Zone 3 | | 3 | NTCUD | UDL56 | 40.76 | 126.53 | 88.85 | 60.68 | 14.64 | | | | | | |
| | | 4 Wire Unbundled Digital Loop 56 Kbps - Zone 4 | | 4 | NTCUD | UDL56 | 32.25 | 126.53 | 88.85 | 60.68 | 14.64 | | | | | | |
| | | 4 Wire Unbundled Digital Loop 64 Kbps - Zone 1 | | 1 | NTCUD | UDL64 | 27.44 | 126.53 | 88.85 | 60.68 | 14.64 | | | | | | |
| | | 4 Wire Unbundled Digital Loop 64 Kbps - Zone 2 | | 2 | NTCUD | UDL64 | 34.55 | 126.53 | 88.85 | 60.68 | 14.64 | | | | | | |
| | | 4 Wire Unbundled Digital Loop 64 Kbps - Zone 3 | | 3 | NTCUD | UDL64 | 40.76 | 126.53 | 88.85 | 60.68 | 14.64 | | | | | | |
| | | 4 Wire Unbundled Digital Loop 64 Kbps - Zone 4 | | 4 | NTCUD | UDL64 | 32.25 | 126.53 | 88.85 | 60.68 | 14.64 | | | | | | |
| | | Switch-As-Is Conversion rate per UNE Loop, Single LSR, (per DS0) | | | NTCUD | URES | | 25.01 | 3.53 | | | | | | | | |
| | | Switch-As-Is Conversion rate per UNE Loop, Spreadsheet, (per DS0) | | | NTCUD | URES | | 26.50 | 5.02 | | | | | | | | |
| | | Unbundled Loop Service Rearrangement, change in loop facility, per circuit | | | NTCUD | UREWO | | 101.94 | 49.66 | | | | | | | | |
| | | Order Coordination for Specified Conversion Time (per LSR) | | | NTCVG, NTCUD, NTCD1 | OCOSL | | 18.19 | | | | | | | | | |
| MAINTENANCE OF SERVICE | | | | | | | | | | | | | | | | | |
| | | Maintenance of Service Charge, Basic Time, per half hour | | | UDC, UEA, UDL, UDN, USL, UAL, UHL, UCL, NTCVG, NTCUD, NTCDD1, U1TD1, U1TD3, U1TDX, U1TS1, U1TVX, UDF, UDFCX, UDL5X, UE3, ULDD1, ULDD3, ULDDX, ULDS1, ULDVX, UNC1X, UNC3X, UNCDX, UNCSX, UNCVX, ULS | MVVB | | 80.00 | 55.00 | | | | | | | | |

| UNBUNDLED NETWORK ELEMENTS - Mississippi | | | | | | | | | | | | | Att: 2 Exh: A | | | |
|--|---------------|---|---------|------|--|-------|-----------|--------------|-------|-------------------------|----------------------------------|--------------------------------------|--|--|---|---|
| CATEGORY | RATE ELEMENTS | | Interim | Zone | BCS | USOC | RATES(\$) | | | | Svc Order Submitted Elec per LSR | Svc Order Submitted Manually per LSR | Incremental Charge - Manual Svc Order vs. Electronic-1st | Incremental Charge - Manual Svc Order vs. Electronic-Add'l | Incremental Charge - Manual Svc Order vs. Electronic-Disc 1st | Incremental Charge - Manual Svc Order vs. Electronic-Disc Add'l |
| | | | | | | | Rec | Nonrecurring | | Nonrecurring Disconnect | | OSS Rates(\$) | | | | |
| | | | | | | | | First | Add'l | First | Add'l | SOMEC | SOMAN | SOMAN | SOMAN | SOMAN |
| | | | | | UDC, UEA, UDL, UDN, USL, UAL, UHL, UCL, NTCVG, NTCUD, NTCDD1, U1TD1, U1TD3, U1TDX, U1TS1, U1TVX, UDF, UDFCX, UDLSX, UE3, ULDD1, ULDD3, ULDDX, ULDS1, ULDVX, UNC1X, UNC3X, UNCDX, UNCSX, UNCVX, ULS | MVVOT | | 90.00 | 65.00 | | | | | | | |
| | | Maintenance of Service Charge, Overtime, per half hour | | | | | | | | | | | | | | |
| | | | | | UDC, UEA, UDL, UDN, USL, UAL, UHL, UCL, NTCVG, NTCUD, NTCDD1, U1TD1, U1TD3, U1TDX, U1TS1, U1TVX, UDF, UDFCX, UDLSX, UE3, ULDD1, ULDD3, ULDDX, ULDS1, ULDVX, UNC1X, UNC3X, UNCDX, UNCSX, UNCVX, ULS | MVVPT | | 100.00 | 75.00 | | | | | | | |
| | | Maintenance of Service Charge, Premium, per half hour | | | | | | | | | | | | | | |
| LOOP MODIFICATION | | | | | | | | | | | | | | | | |
| | | | | | UAL, UHL, UCL, UEQ, ULS, UEA, UEANL, UEPSR, UEPSB | ULM2L | | 32.57 | 32.57 | | | | | | | |
| | | Unbundled Loop Modification, Removal of Load Coils - 2 Wire pair less than or equal to 18k ft, per Unbundled Loop | | | | | | | | | | | | | | |
| | | Unbundled Loop Modification Removal of Load Coils - 4 Wire less than or equal to 18K ft, per Unbundled Loop | | | | | | | | | | | | | | |
| | | | | | UHL, UCL, UEA | ULM4L | | 32.57 | 32.57 | | | | | | | |
| | | Unbundled Loop Modification Removal of Bridged Tap Removal, per unbundled loop | | | | | | | | | | | | | | |
| | | | | | UAL, UHL, UCL, UEQ, ULS, UEA, UEANL, UEPSR, UEPSB | ULMBT | | 32.59 | 32.59 | | | | | | | |
| SUB-LOOPS | | | | | | | | | | | | | | | | |
| Sub-Loop Distribution | | | | | | | | | | | | | | | | |
| | | Sub-Loop - Per Cross Box Location - CLEC Feeder Facility Set-Up | I | | UEANL, UEF | USBSA | | 259.69 | | | | | | | | |
| | | Sub-Loop - Per Cross Box Location - Per 25 Pair Panel Set-Up | I | | UEANL, UEF | USBSB | | 22.77 | | | | | | | | |
| | | Sub-Loop - Per Building Equipment Room - CLEC Feeder Facility Set-Up | I | | UEANL | USBSC | | 178.47 | | | | | | | | |
| | | Sub-Loop - Per Building Equipment Room - Per 25 Pair Panel Set-Up | I | | UEANL | USBSD | | 56.39 | | | | | | | | |
| | | Sub-Loop Distribution Per 2-Wire Analog Voice Grade Loop - Zone 1 | | 1 | UEANL | USBN2 | 7.15 | 66.18 | 31.14 | 45.36 | 6.71 | | | | | |
| | | Sub-Loop Distribution Per 2-Wire Analog Voice Grade Loop - Zone 2 | | 2 | UEANL | USBN2 | 9.51 | 66.18 | 31.14 | 45.36 | 6.71 | | | | | |
| | | Sub-Loop Distribution Per 2-Wire Analog Voice Grade Loop - Zone 3 | | 3 | UEANL | USBN2 | 12.45 | 66.18 | 31.14 | 45.36 | 6.71 | | | | | |
| | | Sub-Loop Distribution Per 2-Wire Analog Voice Grade Loop - Zone 4 | | 4 | UEANL | USBN2 | 18.26 | 66.18 | 31.14 | 45.36 | 6.71 | | | | | |
| | | Order Coordination for Unbundled Sub-Loops, per sub-loop pair | | | UEANL | USBMC | | 8.20 | 8.20 | | | | | | | |
| | | Sub-Loop Distribution Per 4-Wire Analog Voice Grade Loop - Zone 1 | | 1 | UEANL | USBN4 | 7.30 | 79.49 | 44.45 | 51.27 | 9.35 | | | | | |
| | | Sub-Loop Distribution Per 4-Wire Analog Voice Grade Loop - Zone 2 | | 2 | UEANL | USBN4 | 13.92 | 79.49 | 44.45 | 51.27 | 9.35 | | | | | |

| UNBUNDLED NETWORK ELEMENTS - Mississippi | | | | | | | | | | | | | Att: 2 Exh: A | | | | |
|---|---------------|--|---------|------|------------|-------------|-----------|--------------|--------|-------------------------|-------|----------------------------------|--------------------------------------|--|--|---|---|
| CATEGORY | RATE ELEMENTS | | Interim | Zone | BCS | USOC | RATES(\$) | | | | | Svc Order Submitted Elec per LSR | Svc Order Submitted Manually per LSR | Incremental Charge - Manual Svc Order vs. Electronic-1st | Incremental Charge - Manual Svc Order vs. Electronic-Add'l | Incremental Charge - Manual Svc Order vs. Electronic-Disc 1st | Incremental Charge - Manual Svc Order vs. Electronic-Disc Add'l |
| | | | | | | | Rec | Nonrecurring | | Nonrecurring Disconnect | | OSS Rates(\$) | | | | | |
| | | | | | | | | First | Add'l | First | Add'l | SOMEC | SOMAN | SOMAN | SOMAN | SOMAN | SOMAN |
| | | Sub-Loop Distribution Per 4-Wire Analog Voice Grade Loop - Zone 3 | | 3 | UEANL | USBN4 | 16.73 | 79.49 | 44.45 | 51.27 | 9.35 | | | | | | |
| | | Sub-Loop Distribution Per 4-Wire Analog Voice Grade Loop - Zone 4 | | 4 | UEANL | USBN4 | 16.73 | 79.49 | 44.45 | 51.27 | 9.35 | | | | | | |
| | | Order Coordination for Unbundled Sub-Loops, per sub-loop pair | | | UEANL | USBMC | | 8.20 | 8.20 | | | | | | | | |
| | | Sub-Loop 2-Wire Intrabuilding Network Cable (INC) | | | UEANL | USBR2 | 2.29 | 53.32 | 18.28 | 45.36 | 6.71 | | | | | | |
| | | Order Coordination for Unbundled Sub-Loops, per sub-loop pair | | | UEANL | USBMC | | 8.20 | 8.20 | | | | | | | | |
| | | Sub-Loop 4-Wire Intrabuilding Network Cable (INC) | | | UEANL | USBR4 | 4.40 | 59.60 | 24.55 | 51.27 | 9.35 | | | | | | |
| | | Order Coordination for Unbundled Sub-Loops, per sub-loop pair | | | UEANL | USBMC | | 8.20 | 8.20 | | | | | | | | |
| | | Loop Testing - Basic 1st Half Hour | | | UEANL | URET1 | | 34.36 | 0.00 | | | | | | | | |
| | | Loop Testing - Basic Additional Half Hour | | | UEANL | URETA | | 19.97 | 19.97 | | | | | | | | |
| | | 2 Wire Copper Unbundled Sub-Loop Distribution - Zone 1 | | 1 | UEF | UCS2X | 6.06 | 66.18 | 31.14 | 45.36 | 6.71 | | | | | | |
| | | 2 Wire Copper Unbundled Sub-Loop Distribution - Zone 2 | | 2 | UEF | UCS2X | 7.09 | 66.18 | 31.14 | 45.36 | 6.71 | | | | | | |
| | | 2 Wire Copper Unbundled Sub-Loop Distribution - Zone 3 | | 3 | UEF | UCS2X | 8.16 | 66.18 | 31.14 | 45.36 | 6.71 | | | | | | |
| | | 2 Wire Copper Unbundled Sub-Loop Distribution - Zone 4 | | 4 | UEF | UCS2X | 9.90 | 66.18 | 31.14 | 45.36 | 6.71 | | | | | | |
| | | Order Coordination for Unbundled Sub-Loops, per sub-loop pair | | | UEF | USBMC | | 8.20 | 8.20 | | | | | | | | |
| | | 4 Wire Copper Unbundled Sub-Loop Distribution - Zone 1 | | 1 | UEF | UCS4X | 5.10 | 79.49 | 44.45 | 51.27 | 9.35 | | | | | | |
| | | 4 Wire Copper Unbundled Sub-Loop Distribution - Zone 2 | | 2 | UEF | UCS4X | 9.11 | 79.49 | 44.45 | 51.27 | 9.35 | | | | | | |
| | | 4 Wire Copper Unbundled Sub-Loop Distribution - Zone 3 | | 3 | UEF | UCS4X | 14.00 | 79.49 | 44.45 | 51.27 | 9.35 | | | | | | |
| | | 4 Wire Copper Unbundled Sub-Loop Distribution - Zone 4 | | 4 | UEF | UCS4X | 14.00 | 79.49 | 44.45 | 51.27 | 9.35 | | | | | | |
| | | Order Coordination for Unbundled Sub-Loops, per sub-loop pair | | | UEF | USBMC | | 8.20 | 8.20 | | | | | | | | |
| | | Loop Tagging Service Level 1, Unbundled Copper Loop, Non-Designed and Distribution Subloops | | | UEF, UEANL | URETL | | 8.92 | 0.88 | | | | | | | | |
| | | Loop Testing - Basic 1st Half Hour | | | UEF | URET1 | | 34.36 | 0.00 | | | | | | | | |
| | | Loop Testing - Basic Additional Half Hour | | | UEF | URETA | | 19.97 | 19.97 | | | | | | | | |
| Unbundled Sub-Loop Modification | | | | | | | | | | | | | | | | | |
| | | Unbundled Sub-Loop Modification - 2-W Copper Dist Load Coil/Equip Removal per 2-W PR | | | UEF | ULM2X | | 176.80 | 5.13 | | | | | | | | |
| | | Unbundled Sub-loop Modification - 4-W Copper Dist Load Coil/Equip Removal per 4-W PR | | | UEF | ULM4X | | 176.80 | 5.13 | | | | | | | | |
| | | Unbundled Loop Modification, Removal of Bridge Tap, per unbundled loop | | | UEF | ULMBT | | 279.81 | 6.15 | | | | | | | | |
| Unbundled Network Terminating Wire (UNTW) | | | | | | | | | | | | | | | | | |
| | | Unbundled Network Terminating Wire (UNTW) per Pair | | | UENTW | UENPP | 0.3366 | 30.55 | | | | | | | | | |
| Network Interface Device (NID) | | | | | | | | | | | | | | | | | |
| | | Network Interface Device (NID) - 1-2 lines | | | UENTW | UND12 | | 43.84 | 28.90 | | | | | | | | |
| | | Network Interface Device (NID) - 1-6 lines | | | UENTW | UND16 | | 65.30 | 50.36 | | | | | | | | |
| | | Network Interface Device Cross Connect - 2 W | | | UENTW | UNDC2 | | 5.94 | 5.94 | | | | | | | | |
| | | Network Interface Device Cross Connect - 4W | | | UENTW | UNDC4 | | 5.94 | 5.94 | | | | | | | | |
| UNE OTHER, PROVISIONING ONLY - NO RATE | | | | | | | | | | | | | | | | | |
| | | UAL, UCL, UDC, UDL, UDN, UEA, UHL, UEANL, UEF, UEQ, UENTW, NTCVG, NTCUD, NTCDD1, USL | | | | UNECN | 0.00 | 0.00 | | | | | | | | | |
| | | Unbundled Contact Name, Provisioning Only - no rate | | | | UNECN | | 0.00 | | | | | | | | | |
| | | Unbundled DS1 Loop - Superframe Format Option - no rate | | | | USL, NTCDD1 | | 0.00 | | | | | | | | | |
| | | Unbundled DS1 Loop - Expanded Superframe Format option - no rate | | | | USL, NTCDD1 | | 0.00 | | | | | | | | | |
| | | NID - Dispatch and Service Order for NID installation | | | | UENTW | UNDBX | 0.00 | 0.00 | | | | | | | | |
| | | UNTW Circuit Establishment, Provisioning Only - No Rate | | | | UENTW | UENCE | 0.00 | 0.00 | | | | | | | | |
| LOOP MAKE-UP | | | | | | | | | | | | | | | | | |
| | | Loop Makeup - Preordering Without Reservation, per working or spare facility queried (Manual). | | | | UMK | UMKLW | 24.12 | 24.12 | | | | | | | | |
| | | Loop Makeup - Preordering With Reservation, per spare facility queried (Manual). | | | | UMK | UMKLP | 25.58 | 25.58 | | | | | | | | |
| | | Loop Makeup--With or Without Reservation, per working or spare facility queried (Mechanized) | | | | UMK | UMKMQ | 0.6652 | 0.6652 | | | | | | | | |
| LINE SPLITTING | | | | | | | | | | | | | | | | | |

| UNBUNDLED NETWORK ELEMENTS - Mississippi | | | | | | | | | | | | | | Att: 2 Exh: A | | | | | |
|--|---|--|--|--|---------|------|-------------|-------|-----------|--------------|--------|-------------------------|-------|----------------------------------|--------------------------------------|--|--|---|---|
| CATEGORY | RATE ELEMENTS | | | | Interim | Zone | BCS | USOC | RATES(\$) | | | | | Svc Order Submitted Elec per LSR | Svc Order Submitted Manually per LSR | Incremental Charge - Manual Svc Order vs. Electronic-1st | Incremental Charge - Manual Svc Order vs. Electronic-Add'l | Incremental Charge - Manual Svc Order vs. Electronic-Disc 1st | Incremental Charge - Manual Svc Order vs. Electronic-Disc Add'l |
| | | | | | | | | | Rec | Nonrecurring | | Nonrecurring Disconnect | | OSS Rates(\$) | | | | | |
| | | | | | | | | | | First | Add'l | First | Add'l | SOMEC | SOMAN | SOMAN | SOMAN | SOMAN | SOMAN |
| END USER ORDERING-CENTRAL OFFICE BASED | | | | | | | | | | | | | | | | | | | |
| | Line Splitting - per line activation DLEC owned splitter | | | | | | UEPSR UEPSB | UREOS | 0.61 | | | | | | | | | | |
| | Line Splitting - per line activation AT&T owned - physical | | | | | | UEPSR UEPSB | UREBP | 0.61 | 18.62 | 10.66 | 10.04 | 4.93 | | | | | | |
| | Line Splitting - per line activation AT&T owned - virtual | | | | | | UEPSR UEPSB | UREBV | 0.61 | 18.62 | 10.66 | 10.04 | 4.93 | | | | | | |
| END USER ORDERING - REMOTE SITE LINE SPLITTING | | | | | | | | | | | | | | | | | | | |
| | Remote Site Shared Loop Line Activation for End Users - CLEC Owned Splitter | | | | | | UEPSR UEPSB | URERS | 0.61 | 56.96 | 23.05 | 7.19 | 7.19 | | | | | | |
| | Remote Site Shared Loop - Subsequent Activity - CLEC Owned Splitter | | | | | | UEPSR UEPSB | URERA | | 53.94 | 21.40 | | | | | | | | |
| UNBUNDLED EXCHANGE ACCESS LOOP | | | | | | | | | | | | | | | | | | | |
| 2-WIRE ANALOG VOICE GRADE LOOP | | | | | | | | | | | | | | | | | | | |
| | 2 Wire Analog Voice Grade Loop-Service Level 1-Line Splitting-Zone 1 | | | | | 1 | UEPSR UEPSB | UEALS | 12.03 | 37.92 | 17.55 | 23.48 | 5.25 | | | | | | |
| | 2 Wire Analog Voice Grade Loop-Service Level 1-Line Splitting-Zone 1 | | | | | 1 | UEPSR UEPSB | UEABS | 12.03 | 37.92 | 17.55 | 23.48 | 5.25 | | | | | | |
| | 2 Wire Analog Voice Grade Loop- Service Level 1-Line Splitting-Zone 2 | | | | | 2 | UEPSR UEPSB | UEALS | 16.87 | 37.92 | 17.55 | 23.48 | 5.25 | | | | | | |
| | 2 Wire Analog Voice Grade Loop- Service Level 1-Line Splitting-Zone 2 | | | | | 2 | UEPSR UEPSB | UEABS | 16.87 | 37.92 | 17.55 | 23.48 | 5.25 | | | | | | |
| | 2 Wire Analog Voice Grade Loop-Service Level 1-Line Splitting-Zone 3 | | | | | 3 | UEPSR UEPSB | UEALS | 25.68 | 37.92 | 17.55 | 23.48 | 5.25 | | | | | | |
| | 2 Wire Analog Voice Grade Loop-Service Level 1-Line Splitting-Zone 3 | | | | | 3 | UEPSR UEPSB | UEABS | 25.68 | 37.92 | 17.55 | 23.48 | 5.25 | | | | | | |
| | 2 Wire Analog Voice Grade Loop-Service Level 1-Line Splitting-Zone 4 | | | | | 4 | UEPSR UEPSB | UEALS | 43.85 | 37.92 | 17.55 | 23.48 | 5.25 | | | | | | |
| | 2 Wire Analog Voice Grade Loop-Service Level 1-Line Splitting-Zone 4 | | | | | 4 | UEPSR UEPSB | UEABS | 43.85 | 37.92 | 17.55 | 23.48 | 5.25 | | | | | | |
| | Remote Site 2 Wire Analog Voice Grade Loop -Service Level 1-Line Splitting - CLEC Owned Splitter - Zone 1 | | | | | 1 | UEPSR UEPSB | UEARS | 7.15 | 66.18 | 31.14 | 45.36 | 6.71 | | | | | | |
| | Remote Site 2 Wire Analog Voice Grade Loop -Service Level 1-Line Splitting - CLEC Owned Splitter - Zone 2 | | | | | 2 | UEPSR UEPSB | UEARS | 9.51 | 66.18 | 31.14 | 45.36 | 6.71 | | | | | | |
| | Remote Site 2 Wire Analog Voice Grade Loop -Service Level 1-Line Splitting - CLEC Owned Splitter - Zone 3 | | | | | 3 | UEPSR UEPSB | UEARS | 12.45 | 66.18 | 31.14 | 45.36 | 6.71 | | | | | | |
| | Remote Site 2 Wire Analog Voice Grade Loop -Service Level 1-Line Splitting - CLEC Owned Splitter - Zone 4 | | | | | 4 | UEPSR UEPSB | UEARS | 18.26 | 66.18 | 31.14 | 45.36 | 6.71 | | | | | | |
| PHYSICAL COLLOCATION | | | | | | | | | | | | | | | | | | | |
| | Physical Collocation-2 Wire Cross Connects (Loop) for Line Splitting | | | | | | UEPSR UEPSB | PE1LS | 0.0288 | 12.37 | 11.87 | 6.04 | 5.45 | | | | | | |
| VIRTUAL COLLOCATION | | | | | | | | | | | | | | | | | | | |
| | Virtual Collocation-2 Wire Cross Connects (Loop) for Line Splitting | | | | | | UEPSR UEPSB | VE1LS | 0.0268 | 12.37 | 11.87 | 6.04 | 5.45 | | | | | | |
| UNBUNDLED DEDICATED TRANSPORT | | | | | | | | | | | | | | | | | | | |
| INTEROFFICE CHANNEL - DEDICATED TRANSPORT | | | | | | | | | | | | | | | | | | | |
| | Interoffice Channel - 2-Wire Voice Grade - per mile | | | | | | U1TVX | 1L5XX | 0.0098 | | | | | | | | | | |
| | Interoffice Channel - 2-Wire Voice Grade - Facility Termination | | | | | | U1TVX | U1TV2 | 22.52 | 40.77 | 27.57 | 17.26 | 7.11 | | | | | | |
| | Interoffice Channel - 2-Wire Voice Grade Rev Bat. - per mile | | | | | | U1TVX | 1L5XX | 0.0098 | | | | | | | | | | |
| | Interoffice Channel - 2-Wire VG Rev Bat. - Facility Termination | | | | | | U1TVX | U1TR2 | 22.52 | 40.77 | 27.57 | 17.26 | 7.11 | | | | | | |
| | Interoffice Channel - 4-Wire Voice Grade - per mile | | | | | | U1TVX | 1L5XX | 0.0098 | | | | | | | | | | |
| | Interoffice Channel - 4- Wire Voice Grade - Facility Termination | | | | | | U1TVX | U1TV4 | 19.79 | 40.77 | 27.57 | 17.26 | 7.11 | | | | | | |
| | Interoffice Channel - 56 kbps - per mile | | | | | | U1TDX | 1L5XX | 0.0098 | | | | | | | | | | |
| | Interoffice Channel - 56 kbps - Facility Termination | | | | | | U1TDX | U1TD5 | 15.68 | 40.77 | 27.57 | 17.26 | 7.11 | | | | | | |
| | Interoffice Channel - 64 kbps - per mile | | | | | | U1TDX | 1L5XX | 0.0098 | | | | | | | | | | |
| | Interoffice Channel - 64 kbps - Facility Termination | | | | | | U1TDX | U1TD6 | 15.68 | 40.77 | 27.57 | 17.26 | 7.11 | | | | | | |
| | Interoffice Channel - DS1 - per mile | | | | | | U1TD1 | 1L5XX | 0.201 | | | | | | | | | | |
| | Interoffice Channel - DS1 - Facility Termination | | | | | | U1TD1 | U1TF1 | 57.33 | 89.79 | 82.28 | 16.86 | 14.90 | | | | | | |
| | Interoffice Channel - DS3 - per mile | | | | | | U1TD3 | 1L5XX | 4.76 | | | | | | | | | | |
| | Interoffice Channel - DS3 - Facility Termination | | | | | | U1TD3 | U1TF3 | 641.90 | 280.37 | 163.70 | 62.08 | 60.29 | | | | | | |
| | Interoffice Channel - STS-1 - per mile | | | | | | U1TS1 | 1L5XX | 4.76 | | | | | | | | | | |
| | Interoffice Channel - STS-1 - Facility Termination | | | | | | U1TS1 | U1TFS | 644.21 | 280.37 | 163.70 | 62.08 | 60.29 | | | | | | |
| UNBUNDLED DARK FIBER | | | | | | | | | | | | | | | | | | | |
| | Dark Fiber - Interoffice Transport, Per Four Fiber Strands, Per Route Mile Or Fraction Thereof | | | | | | UDF, UDFCX | 1L5DF | 28.27 | | | | | | | | | | |

| UNBUNDLED NETWORK ELEMENTS - Mississippi | | | | | | | | | | | | Att: 2 Exh: A | | | | |
|---|--|---------|------|--------------------------|-------|-----------|--------------|--------|-------------------------|----------------------------------|--------------------------------------|--|--|---|---|-------|
| CATEGORY | RATE ELEMENTS | Interim | Zone | BCS | USOC | RATES(\$) | | | | Svc Order Submitted Elec per LSR | Svc Order Submitted Manually per LSR | Incremental Charge - Manual Svc Order vs. Electronic-1st | Incremental Charge - Manual Svc Order vs. Electronic-Add'l | Incremental Charge - Manual Svc Order vs. Electronic-Disc 1st | Incremental Charge - Manual Svc Order vs. Electronic-Disc Add'l | |
| | | | | | | Rec | Nonrecurring | | Nonrecurring Disconnect | | | | | | | |
| | | | | | | | First | Add'l | First | Add'l | SOMEC | SOMAN | SOMAN | SOMAN | SOMAN | SOMAN |
| | Dark Fiber - Interoffice Transport, Per Four Fiber Strands, Per Route Mile Or Fraction Thereof | | | UDF, UDFCX | UDF14 | | 642.79 | 138.67 | 326.97 | 203.85 | | | | | | |
| HIGH CAPACITY UNBUNDLED LOCAL LOOP | | | | | | | | | | | | | | | | |
| DS-3/STS-1 UNBUNDLED LOCAL LOOP - Stand Alone | | | | | | | | | | | | | | | | |
| | DS3 Unbundled Local Loop - per mile | | | UE3 | 1L5ND | 11.20 | | | | | | | | | | |
| | DS3 Unbundled Local Loop - Facility Termination | | | UE3 | UE3PX | 326.15 | 454.13 | 265.47 | 123.23 | 86.19 | | | | | | |
| | STS-1Unbundled Local Loop - per mile | | | UDLSX | 1L5ND | 11.20 | | | | | | | | | | |
| | STS-1 Unbundled Local Loop - Facility Termination | | | UDLSX | UDLS1 | 338.55 | 454.13 | 265.47 | 123.23 | 86.19 | | | | | | |
| ENHANCED EXTENDED LINK (EELS) | | | | | | | | | | | | | | | | |
| Network Elements Used in Combinations | | | | | | | | | | | | | | | | |
| | 2-Wire VG Loop (SL2) in Combination - Zone 1 | | 1 | UNCVX | UEAL2 | 13.89 | 105.96 | 68.28 | 52.82 | 10.37 | | | | | | |
| | 2-Wire VG Loop (SL2) in Combination - Zone 2 | | 2 | UNCVX | UEAL2 | 18.75 | 105.96 | 68.28 | 52.82 | 10.37 | | | | | | |
| | 2-Wire VG Loop (SL2) in Combination - Zone 3 | | 3 | UNCVX | UEAL2 | 27.55 | 105.96 | 68.28 | 52.82 | 10.37 | | | | | | |
| | 2-Wire VG Loop (SL2) in Combination - Zone 4 | | 4 | UNCVX | UEAL2 | 45.72 | 105.96 | 68.28 | 52.82 | 10.37 | | | | | | |
| | 4-Wire Analog Voice Grade Loop in Combination - Zone 1 | | 1 | UNCVX | UEAL4 | 27.47 | 132.27 | 94.59 | 60.68 | 14.64 | | | | | | |
| | 4-Wire Analog Voice Grade Loop in Combination - Zone 2 | | 2 | UNCVX | UEAL4 | 38.26 | 132.27 | 94.59 | 60.68 | 14.64 | | | | | | |
| | 4-Wire Analog Voice Grade Loop in Combination - Zone 3 | | 3 | UNCVX | UEAL4 | 50.03 | 132.27 | 94.59 | 60.68 | 14.64 | | | | | | |
| | 4-Wire Analog Voice Grade Loop in Combination - Zone 4 | | 4 | UNCVX | UEAL4 | 50.03 | 132.27 | 94.59 | 60.68 | 14.64 | | | | | | |
| | 2-Wire ISDN Loop in Combination - Zone 1 | | 1 | UNCNX | U1L2X | 21.01 | 117.61 | 79.92 | 52.82 | 10.37 | | | | | | |
| | 2-Wire ISDN Loop in Combination - Zone 2 | | 2 | UNCNX | U1L2X | 27.59 | 117.61 | 79.92 | 52.82 | 10.37 | | | | | | |
| | 2-Wire ISDN Loop in Combination - Zone 3 | | 3 | UNCNX | U1L2X | 37.34 | 117.61 | 79.92 | 52.82 | 10.37 | | | | | | |
| | 2-Wire ISDN Loop in Combination - Zone 4 | | 4 | UNCNX | U1L2X | 59.18 | 117.61 | 79.92 | 52.82 | 10.37 | | | | | | |
| | 4-Wire 56Kbps Digital Grade Loop in Combination - Zone 1 | | 1 | UNCDX | UDL56 | 27.44 | 126.53 | 88.85 | 60.68 | 14.64 | | | | | | |
| | 4-Wire 56Kbps Digital Grade Loop in Combination - Zone 2 | | 2 | UNCDX | UDL56 | 34.55 | 126.53 | 88.85 | 60.68 | 14.64 | | | | | | |
| | 4-Wire 56Kbps Digital Grade Loop in Combination - Zone 3 | | 3 | UNCDX | UDL56 | 40.76 | 126.53 | 88.85 | 60.68 | 14.64 | | | | | | |
| | 4-Wire 56Kbps Digital Grade Loop in Combination - Zone 4 | | 4 | UNCDX | UDL56 | 32.25 | 126.53 | 88.85 | 60.68 | 14.64 | | | | | | |
| | 4-Wire 64Kbps Digital Grade Loop in Combination - Zone 1 | | 1 | UNCDX | UDL64 | 27.44 | 126.53 | 88.85 | 60.68 | 14.64 | | | | | | |
| | 4-Wire 64Kbps Digital Grade Loop in Combination - Zone 2 | | 2 | UNCDX | UDL64 | 34.55 | 126.53 | 88.85 | 60.68 | 14.64 | | | | | | |
| | 4-Wire 64Kbps Digital Grade Loop in Combination - Zone 3 | | 3 | UNCDX | UDL64 | 40.76 | 126.53 | 88.85 | 60.68 | 14.64 | | | | | | |
| | 4-Wire 64Kbps Digital Grade Loop in Combination - Zone 4 | | 4 | UNCDX | UDL64 | 32.25 | 126.53 | 88.85 | 60.68 | 14.64 | | | | | | |
| | 4-Wire DS1 Digital Loop in Combination - Zone 1 | | 1 | UNC1X | USLXX | 79.08 | 253.93 | 158.45 | 46.10 | 12.07 | | | | | | |
| | 4-Wire DS1 Digital Loop in Combination - Zone 2 | | 2 | UNC1X | USLXX | 129.38 | 253.93 | 158.45 | 46.10 | 12.07 | | | | | | |
| | 4-Wire DS1 Digital Loop in Combination - Zone 3 | | 3 | UNC1X | USLXX | 206.74 | 253.93 | 158.45 | 46.10 | 12.07 | | | | | | |
| | 4-Wire DS1 Digital Loop in Combination - Zone 4 | | 4 | UNC1X | USLXX | 458.46 | 253.93 | 158.45 | 46.10 | 12.07 | | | | | | |
| | DS3 Local Loop in combination - per mile | | | UNC3X | 1L5ND | 11.20 | | | | | | | | | | |
| | DS3 Local Loop in combination - Facility Termination | | | UNC3X | UE3PX | 326.15 | 454.13 | 265.47 | 123.23 | 86.19 | | | | | | |
| | STS-1 Local Loop in combination - per mile | | | UNC3X | 1L5ND | 11.20 | | | | | | | | | | |
| | STS-1 Local Loop in combination - Facility Termination | | | UNC3X | UDLS1 | 338.55 | 454.13 | 265.47 | 123.23 | 86.19 | | | | | | |
| | Interoffice Channel in combination - 2-wire VG - per mile | | | UNCVX | 1L5XX | 0.0088 | | | | | | | | | | |
| | Interoffice Channel in combination - 2-wire VG - Facility Termination | | | UNCVX | U1TV2 | 20.32 | 40.77 | 27.57 | 17.26 | 7.11 | | | | | | |
| | Interoffice Channel in combination - 4-wire VG - per mile | | | UNCVX | 1L5XX | 0.0088 | | | | | | | | | | |
| | Interoffice Channel in combination - 4-wire VG - Facility Termination | | | UNCVX | U1TV4 | 17.86 | 40.77 | 27.57 | 17.26 | 7.11 | | | | | | |
| | Interoffice Channel in combination - 4-wire 56 kbps - per mile | | | UNCDX | 1L5XX | 0.0088 | | | | | | | | | | |
| | Interoffice Channel in combination - 4-wire 56 kbps - Facility Termination | | | UNCDX | U1TD5 | 14.14 | 40.77 | 27.57 | 17.26 | 7.11 | | | | | | |
| | Interoffice Channel in combination - 4-wire 64 kbps - per mile | | | UNCDX | 1L5XX | 0.0088 | | | | | | | | | | |
| | Interoffice Channel in combination - 4-wire 64 kbps - Facility Termination | | | UNCDX | U1TD6 | 14.14 | 40.77 | 27.57 | 17.26 | 7.11 | | | | | | |
| | Interoffice Channel in combination - DS1 - per mile | | | UNC1X | 1L5XX | 0.1813 | | | | | | | | | | |
| | Interoffice Channel in combination - DS1 Facility Termination | | | UNC1X | U1TF1 | 51.72 | 89.79 | 82.28 | 16.86 | 14.90 | | | | | | |
| | Interoffice Channel in combination - DS3 - per mile | | | UNC3X | 1L5XX | 4.29 | | | | | | | | | | |
| | Interoffice Channel in combination - DS3 - Facility Termination | | | UNC3X | U1TF3 | 579.12 | 280.37 | 163.70 | 62.08 | 60.29 | | | | | | |
| | Interoffice Channel in combination - STS-1 - per mile | | | UNC3X | 1L5XX | 4.29 | | | | | | | | | | |
| | Interoffice Channel in combination - STS-1 Facility Termination | | | UNC3X | U1TFS | 581.21 | 280.37 | 163.70 | 62.08 | 60.29 | | | | | | |
| ADDITIONAL NETWORK ELEMENTS | | | | | | | | | | | | | | | | |
| Optional Features & Functions: | | | | | | | | | | | | | | | | |
| | Clear Channel Capability Extended Frame Option - per DS1 | I | | U1TD1, ULDD1, UNC1X | CCOEF | | 0.00 | 0.00 | 0.00 | 0.00 | | | | | | |
| | Clear Channel Capability Super FrameOption - per DS1 | I | | U1TD1, ULDD1, UNC1X | CCOSF | | 0.00 | 0.00 | 0.00 | 0.00 | | | | | | |
| | Clear Channel Capability (SF/ESF) Option - Subsequent Activity - per DS1 | I | | ULDD1, U1TD1, UNC1X, USL | NRCCC | | 184.60 | 23.78 | 1.96 | 0.76 | | | | | | |

| UNBUNDLED NETWORK ELEMENTS - Mississippi | | | | | | | | | | | Att: 2 Exh: A | | | | |
|--|---|---------|------|---|-------|-----------|--------------|-------|-------------------------|----------------------------------|--------------------------------------|--|--|---|---|
| CATEGORY | RATE ELEMENTS | Interim | Zone | BCS | USOC | RATES(\$) | | | | Svc Order Submitted Elec per LSR | Svc Order Submitted Manually per LSR | Incremental Charge - Manual Svc Order vs. Electronic-1st | Incremental Charge - Manual Svc Order vs. Electronic-Add'l | Incremental Charge - Manual Svc Order vs. Electronic-Disc 1st | Incremental Charge - Manual Svc Order vs. Electronic-Disc Add'l |
| | | | | | | Rec | Nonrecurring | | Nonrecurring Disconnect | | OSS Rates(\$) | | | | |
| | | | | | | | First | Add'l | First | Add'l | SOMEC | SOMAN | SOMAN | SOMAN | SOMAN |
| | C-bit Parity Option - Subsequent Activity - per DS3 | i | | U1TD3, ULDD3, UE3, UNC3X | NRCC3 | | 218.72 | 7.66 | 0.7201 | 0.00 | | | | | |
| | DS1/DS0 Channel System | | | UNC1X | MQ1 | 102.85 | 91.57 | 62.94 | 10.87 | 10.10 | | | | | |
| | DS3/DS1 Channel System | | | UNC3X, UNC3X | MQ3 | 170.63 | 179.17 | 94.52 | 34.30 | 32.82 | | | | | |
| | Voice Grade COCI in combination | | | UNCVX | 1D1VG | 0.5737 | 6.62 | 4.74 | | | | | | | |
| | Voice Grade COCI - for 2W-SL2 & 4W Voice Grade Local Loop | | | UEA | 1D1VG | 0.5737 | 6.62 | 4.74 | | | | | | | |
| | Voice Grade COCI - for connection to a channelized DS1 Local Channel in the same SWC as collocation | | | U1TUC | 1D1VG | 0.5737 | 6.62 | 4.74 | | | | | | | |
| | OCU-DP COCI (2.4-64kbs) in combination | | | UNCDCX | 1D1DD | 1.22 | 6.62 | 4.74 | | | | | | | |
| | OCU-DP COCI (2.4-64kbs) - for Unbundled Digital Loop | | | UDL | 1D1DD | 1.22 | 6.62 | 4.74 | | | | | | | |
| | OCU-DP COCI (2.4-64kbs) - for connection to a channelized DS1 Local Channel in the same SWC as collocation | | | U1TUD | 1D1DD | 1.22 | 6.62 | 4.74 | | | | | | | |
| | 2-wire ISDN COCI (BRITE) in combination | | | UNCNX | UC1CA | 2.62 | 6.62 | 4.74 | | | | | | | |
| | 2-wire ISDN COCI (BRITE) - for a Local Loop | | | UDN | UC1CA | 2.62 | 6.62 | 4.74 | | | | | | | |
| | 2-wire ISDN COCI (BRITE) - for connection to a channelized DS1 Local Channel in the same SWC as collocation | | | U1TUB | UC1CA | 2.62 | 6.62 | 4.74 | | | | | | | |
| | DS1 COCI in combination | | | UNC1X | UC1D1 | 12.96 | 6.62 | 4.74 | | | | | | | |
| | DS1 COCI - for Stand Alone Local Channel | | | ULDD1 | UC1D1 | 12.96 | 6.62 | 4.74 | | | | | | | |
| | DS1 COCI - for Stand Alone Interoffice Channel | | | U1TD1 | UC1D1 | 12.96 | 6.62 | 4.74 | | | | | | | |
| | DS1 COCI - for DS1 Local Loop | | | USL, NTCD1 | UC1D1 | 12.96 | 6.62 | 4.74 | | | | | | | |
| | DS1 COCI - for connection to a channelized DS1 Local Channel in the same SWC as collocation | | | U1TUA | UC1D1 | 12.96 | 6.62 | 4.74 | | | | | | | |
| | Wholesale - UNE, Switch-As-Is Conversion Charge | | | UNCVX, UNCDX, UNC1X, UNC3X, UNCSX, UDFCX, XDH1X, HFQC6, XDD2X, XDV6X, XDDFX, XDD4X, HFRST, UNCNCX | UNCCC | | 5.63 | 5.63 | | | | | | | |
| | Unbundled Misc Rate Element, SNE SAI, Single Network Element - Switch As Is Non-recurring Charge, per circuit (LSR) | I | | U1TVX, U1TDX, U1TD1, U1TD3, U1TS1, UDF, UE3 | URES | | 36.87 | 16.14 | | | | | | | |
| | Unbundled Misc Rate Element, SNE SAI, Single Network Element - Switch As Is Non-recurring Charge, incremental charge per circuit on a spreadsheet | I | | U1TVX, U1TDX, U1TD1, U1TD3, U1TS1, UDF, UE3 | URESP | | 1.49 | 1.49 | | | | | | | |
| Access to DCS - Customer Reconfiguration (FlexServ) | | | | | | | | | | | | | | | |
| | Customer Reconfiguration Establishment | | | | | | 1.49 | | 1.90 | | | | | | |
| | DS1 DCS Termination with DS0 Switching | | | | | 20.81 | 25.69 | 19.77 | 17.15 | 13.79 | | | | | |
| | DS1 DCS Termination with DS1 Switching | | | | | 10.73 | 18.57 | 12.65 | 12.60 | 9.24 | | | | | |
| | DS3 DCS Termination with DS1 Switching | | | | | 145.05 | 25.69 | 19.77 | 17.15 | 13.79 | | | | | |
| Node (SynchroNet) | | | | | | | | | | | | | | | |
| | Node per month | | | UNCDCX | UNCNT | 15.80 | | | | | | | | | |
| Service Rearrangements | | | | | | | | | | | | | | | |
| | NRC - Change in Facility Assignment per circuit Service Rearrangement | I | | U1TVX, U1TDX, UEA, UDL, U1TUC, U1TUD, U1TUB, ULDDVX, ULDDX, UNCVX, UNCDX, UNC1X | URETD | | 100.90 | 42.96 | | | | | | | |
| | NRC - Change in Facility Assignment per circuit Project Management (added to CFA per circuit if project managed) | I | | U1TVX, U1TDX, UEA, UDL, U1TUC, U1TUD, U1TUB, ULDDVX, ULDDX, UNCVX, UNCDX, UNC1X | URETB | | 3.68 | 3.68 | | | | | | | |
| | NRC - Order Coordination Specific Time - Dedicated Transport | I | | UNC1X, UNC3X | OCOSR | | 18.87 | 18.87 | | | | | | | |
| COMINGLING | | | | | | | | | | | | | | | |

| UNBUNDLED NETWORK ELEMENTS - Mississippi | | | | | | | | | | | | | | Att: 2 Exh: A | | | |
|--|---------------|--|--|---------|------|---|-------|-----------|--------------|-------|-------------------------|----------------------------------|--------------------------------------|--|--|---|---|
| CATEGORY | RATE ELEMENTS | | | Interim | Zone | BCS | USOC | RATES(\$) | | | | Svc Order Submitted Elec per LSR | Svc Order Submitted Manually per LSR | Incremental Charge - Manual Svc Order vs. Electronic-1st | Incremental Charge - Manual Svc Order vs. Electronic-Add'l | Incremental Charge - Manual Svc Order vs. Electronic-Disc 1st | Incremental Charge - Manual Svc Order vs. Electronic-Disc Add'l |
| | | | | | | | | Rec | Nonrecurring | | Nonrecurring Disconnect | | OSS Rates(\$) | | | | |
| | | | | | | | | | First | Add'l | First | Add'l | SOMEC | SOMAN | SOMAN | SOMAN | SOMAN |
| | | | | | | UNCVX, UNCDX, UNC1X, UNC3X, UNCSX, U1TD1, U1TD3, U1TS1, UE3, UDLSX, U1TVX, U1TDX, U1TUB, ULVDX, ULDD1, ULDD3, ULDS1 | CMGAU | 0.00 | 0.00 | 0.00 | 0.00 | 0.00 | | | | | |
| | | | | | | Commingling Authorization | | | | | | | | | | | |
| | | | | | | Commingled (UNE part of single bandwidth circuit) | | | | | | | | | | | |
| | | | | | | Commingled VG COCI | | | | | | | | | | | |
| | | | | | | Commingled Digital COCI | | | | | | | | | | | |
| | | | | | | Commingled ISDN COCI | | | | | | | | | | | |
| | | | | | | Commingled 2-wire VG Interoffice Channel | | | | | | | | | | | |
| | | | | | | Commingled 4-wire VG Interoffice Channel | | | | | | | | | | | |
| | | | | | | Commingled 56kbps Interoffice Channel | | | | | | | | | | | |
| | | | | | | Commingled 64kbps Interoffice Channel | | | | | | | | | | | |
| | | | | | | Commingled VG/DS0 Interoffice Channel Mileage | | | | | | | | | | | |
| | | | | | | Commingled 2-wire Local Loop Zone 1 | 1 | | | | | | | | | | |
| | | | | | | Commingled 2-wire Local Loop Zone 2 | 2 | | | | | | | | | | |
| | | | | | | Commingled 2-wire Local Loop Zone 3 | 3 | | | | | | | | | | |
| | | | | | | Commingled 2-wire Local Loop Zone 4 | 4 | | | | | | | | | | |
| | | | | | | Commingled 4-wire Local Loop Zone 1 | 1 | | | | | | | | | | |
| | | | | | | Commingled 4-wire Local Loop Zone 2 | 2 | | | | | | | | | | |
| | | | | | | Commingled 4-wire Local Loop Zone 3 | 3 | | | | | | | | | | |
| | | | | | | Commingled 4-wire Local Loop Zone 4 | 4 | | | | | | | | | | |
| | | | | | | Commingled 56kbps Local Loop Zone 1 | 1 | | | | | | | | | | |
| | | | | | | Commingled 56kbps Local Loop Zone 2 | 2 | | | | | | | | | | |
| | | | | | | Commingled 56kbps Local Loop Zone 3 | 3 | | | | | | | | | | |
| | | | | | | Commingled 56kbps Local Loop Zone 4 | 4 | | | | | | | | | | |
| | | | | | | Commingled 64kbps Local Loop Zone 1 | 1 | | | | | | | | | | |
| | | | | | | Commingled 64kbps Local Loop Zone 2 | 2 | | | | | | | | | | |
| | | | | | | Commingled 64kbps Local Loop Zone 3 | 3 | | | | | | | | | | |
| | | | | | | Commingled 64kbps Local Loop Zone 4 | 4 | | | | | | | | | | |
| | | | | | | Commingled ISDN Local Loop Zone 1 | 1 | | | | | | | | | | |
| | | | | | | Commingled ISDN Local Loop Zone 2 | 2 | | | | | | | | | | |
| | | | | | | Commingled ISDN Local Loop Zone 3 | 3 | | | | | | | | | | |
| | | | | | | Commingled ISDN Local Loop Zone 4 | 4 | | | | | | | | | | |
| | | | | | | Commingled DS1 COCI | | | | | | | | | | | |
| | | | | | | Commingled DS1 Interoffice Channel | | | | | | | | | | | |
| | | | | | | Commingled DS1 Interoffice Channel Mileage | | | | | | | | | | | |
| | | | | | | Commingled DS1/DS0 Channel System | | | | | | | | | | | |
| | | | | | | Commingled DS1 Local Loop Zone 1 | 1 | | | | | | | | | | |
| | | | | | | Commingled DS1 Local Loop Zone 2 | 2 | | | | | | | | | | |
| | | | | | | Commingled DS1 Local Loop Zone 3 | 3 | | | | | | | | | | |
| | | | | | | Commingled DS1 Local Loop Zone 4 | 4 | | | | | | | | | | |
| | | | | | | Commingled DS3 Local Loop | | | | | | | | | | | |
| | | | | | | Commingled DS3/STS-1 Local Loop Mileage | | | | | | | | | | | |
| | | | | | | Commingled STS-1 Local Loop | | | | | | | | | | | |
| | | | | | | Commingled DS3/DS1 Channel System | | | | | | | | | | | |
| | | | | | | Commingled DS3 Interoffice Channel | | | | | | | | | | | |
| | | | | | | Commingled DS3 Interoffice Channel Mileage | | | | | | | | | | | |
| | | | | | | Commingled STS-1 Interoffice Channel | | | | | | | | | | | |
| | | | | | | Commingled STS-1 Interoffice Channel Mileage | | | | | | | | | | | |
| | | | | | | Commingled Dark Fiber - Interoffice Transport, Per Four Fiber Strands, Per Route Mile Or Fraction Thereof | | | | | | | | | | | |
| | | | | | | Commingled Dark Fiber - Interoffice Transport, Per Four Fiber Strands, Per Route Mile Or Fraction Thereof | | | | | | | | | | | |
| | | | | | | UNE to Commingled Conversion Tracking | | | | | | | | | | | |
| | | | | | | SPA to Commingled Conversion Tracking | | | | | | | | | | | |
| | | | | | | LNP Query Service | | | | | | | | | | | |
| | | | | | | LNP Charge Per query | | | | | | | | | | | |
| | | | | | | LNP Service Establishment Manual | | | | | | | | | | | |

| UNBUNDLED NETWORK ELEMENTS - Mississippi | | | | | | | | | | | | | Att: 2 Exh: A | | | |
|--|--|---------------|---------|------|-----|------|--|--|-----------|----------------------------------|--------------------------------------|--|--|---|---|--|
| CATEGORY | | RATE ELEMENTS | Interim | Zone | BCS | USOC | | | RATES(\$) | Svc Order Submitted Elec per LSR | Svc Order Submitted Manually per LSR | Incremental Charge - Manual Svc Order vs. Electronic-1st | Incremental Charge - Manual Svc Order vs. Electronic-Add'l | Incremental Charge - Manual Svc Order vs. Electronic-Disc 1st | Incremental Charge - Manual Svc Order vs. Electronic-Disc Add'l | |
| | | | | | | | | | | | | | | | | |
| | | | | | | | | | | | | | | | | |
| | | | | | | | | | | | | | | | | |
| | | | | | | | | | | | | | | | | |
| | | | | | | | | | | | | | | | | |
| | | | | | | | | | | | | | | | | |
| | | | | | | | | | | | | | | | | |
| | | | | | | | | | | | | | | | | |
| | | | | | | | | | | | | | | | | |
| | | | | | | | | | | | | | | | | |
| | | | | | | | | | | | | | | | | |
| | | | | | | | | | | | | | | | | |
| | | | | | | | | | | | | | | | | |
| | | | | | | | | | | | | | | | | |
| | | | | | | | | | | | | | | | | |
| | | | | | | | | | | | | | | | | |
| | | | | | | | | | | | | | | | | |
| | | | | | | | | | | | | | | | | |
| | | | | | | | | | | | | | | | | |
| | | | | | | | | | | | | | | | | |
| | | | | | | | | | | | | | | | | |
| | | | | | | | | | | | | | | | | |
| | | | | | | | | | | | | | | | | |
| | | | | | | | | | | | | | | | | |
| | | | | | | | | | | | | | | | | |
| | | | | | | | | | | | | | | | | |
| | | | | | | | | | | | | | | | | |
| | | | | | | | | | | | | | | | | |
| | | | | | | | | | | | | | | | | |
| | | | | | | | | | | | | | | | | |
| | | | | | | | | | | | | | | | | |
| | | | | | | | | | | | | | | | | |
| | | | | | | | | | | | | | | | | |
| | | | | | | | | | | | | | | | | |
| | | | | | | | | | | | | | | | | |
| | | | | | | | | | | | | | | | | |
| | | | | | | | | | | | | | | | | |
| | | | | | | | | | | | | | | | | |
| | | | | | | | | | | | | | | | | |
| | | | | | | | | | | | | | | | | |
| | | | | | | | | | | | | | | | | |
| | | | | | | | | | | | | | | | | |
| | | | | | | | | | | | | | | | | |
| | | | | | | | | | | | | | | | | |
| | | | | | | | | | | | | | | | | |
| | | | | | | | | | | | | | | | | |
| | | | | | | | | | | | | | | | | |
| | | | | | | | | | | | | | | | | |
| | | | | | | | | | | | | | | | | |
| | | | | | | | | | | | | | | | | |
| | | | | | | | | | | | | | | | | |
| | | | | | | | | | | | | | | | | |
| | | | | | | | | | | | | | | | | |
| | | | | | | | | | | | | | | | | |
| | | | | | | | | | | | | | | | | |
| | | | | | | | | | | | | | | | | |
| | | | | | | | | | | | | | | | | |
| | | | | | | | | | | | | | | | | |
| | | | | | | | | | | | | | | | | |
| | | | | | | | | | | | | | | | | |
| | | | | | | | | | | | | | | | | |
| | | | | | | | | | | | | | | | | |
| | | | | | | | | | | | | | | | | |
| | | | | | | | | | | | | | | | | |
| | | | | | | | | | | | | | | | | |
| | | | | | | | | | | | | | | | | |
| | | | | | | | | | | | | | | | | |
| | | | | | | | | | | | | | | | | |
| | | | | | | | | | | | | | | | | |
| | | | | | | | | | | | | | | | | |
| | | | | | | | | | | | | | | | | |
| | | | | | | | | | | | | | | | | |
| | | | | | | | | | | | | | | | | |
| | | | | | | | | | | | | | | | | |
| | | | | | | | | | | | | | | | | |
| | | | | | | | | | | | | | | | | |
| | | | | | | | | | | | | | | | | |
| | | | | | | | | | | | | | | | | |
| | | | | | | | | | | | | | | | | |
| | | | | | | | | | | | | | | | | |
| | | | | | | | | | | | | | | | | |
| | | | | | | | | | | | | | | | | |
| | | | | | | | | | | | | | | | | |
| | | | | | | | | | | | | | | | | |
| | | | | | | | | | | | | | | | | |
| | | | | | | | | | | | | | | | | |
| | | | | | | | | | | | | | | | | |
| | | | | | | | | | | | | | | </ | | |

| UNBUNDLED NETWORK ELEMENTS - North Carolina | | | | | | | | | | | Att: 2 Exh: A | | | | |
|--|---|---------|------|--|-------|-----------|--------------|-------|-------------------------|----------------------------------|--------------------------------------|--|--|---|---|
| CATEGORY | RATE ELEMENTS | Interim | Zone | BCS | USOC | RATES(\$) | | | | Svc Order Submitted Elec per LSR | Svc Order Submitted Manually per LSR | Incremental Charge - Manual Svc Order vs. Electronic-1st | Incremental Charge - Manual Svc Order vs. Electronic-Add'l | Incremental Charge - Manual Svc Order vs. Electronic-Disc 1st | Incremental Charge - Manual Svc Order vs. Electronic-Disc Add'l |
| | | | | | | Rec | Nonrecurring | | Nonrecurring Disconnect | | OSS Rates(\$) | | | | |
| | | | | | | | First | Add'l | First | Add'l | SOMEc | SOMAN | SOMAN | SOMAN | SOMAN |
| The "Zone" shown in the sections for stand-alone loops or loops as part of a combination refers to Geographically Deaveraged UNE Zones. To view Geographically Deaveraged UNE Zone Designations by Central Office, refer to internet Website: http://w.holesale.att.com/ | | | | | | | | | | | | | | | |
| OPERATIONS SUPPORT SYSTEMS (OSS) - "REGIONAL RATES" | | | | | | | | | | | | | | | |
| NOTE: (1) CLEC should contact its contract negotiator if it prefers the "state specific" OSS charges as ordered by the State Commissions. The OSS charges currently contained in this rate exhibit are the AT&T "regional" service ordering charges. CLEC may elect either the state specific Commission ordered rates for the service ordering charges, or CLEC may elect the regional service ordering charge, however, CLEC can not obtain a mixture of the two regardless if CLEC has a interconnection contract established in each of the 9 states. | | | | | | | | | | | | | | | |
| NOTE: (2) Any element that can be ordered electronically will be billed according to the SOMEc rate listed in this category. Please refer to AT&T's Local Ordering Handbook (LOH) to determine if a product can be ordered electronically. For those elements that cannot be ordered electronically at present per the LOH, the listed SOMEc rate in this category reflects the charge that would be billed to a CLEC once electronic ordering capabilities come on-line for that element. Otherwise, the manual ordering charge, SOMAN, will be applied to a CLECs bill when it submits an LSR to AT&T. | | | | | | | | | | | | | | | |
| | OSS - Electronic Service Order Charge, Per Local Service Request (LSR) - UNE Only | | | | SOMEc | | 3.50 | 0.00 | 3.50 | 0.00 | | | | | |
| | OSS - Manual Service Order Charge, Per Local Service Request (LSR) - UNE Only | | | | SOMAN | | 15.20 | 0.00 | 15.20 | 0.00 | | | | | |
| UNE SERVICE DATE ADVANCEMENT CHARGE | | | | | | | | | | | | | | | |
| NOTE: The Expedite charge will be maintained commensurate with BellSouth's FCC No.1 Tariff, Section 5 as applicable. | | | | | | | | | | | | | | | |
| | UNE Expedite Charge per Circuit or Line Assignable USOC, per Day | | | UAL, UEANL, UCL, UEF, UDF, UEQ, UDL, UENTW, UDN, UEA, UHL, ULC, USL, U1T12, U1T48, U1TD1, U1TD3, U1TDX, U1TO3, U1TS1, U1TVX, UC1BC, UC1BL, UC1CC, UC1CL, UC1DC, UC1DL, UC1EC, UC1EL, UC1FC, UC1FL, UC1GC, UC1GL, UC1HC, UC1HL, UDL12, UDL48, UDL03, UDL5X, UE3, ULD12, ULD48, ULDD1, ULDD3, ULDDX, ULDO3, ULDS1, ULDVX, UNC1X, UNC3X, UNCDX, UNCNX, UNCSX, UNCVX, UNLD1, UNLD3, UXTD1, UXTD3, UXTS1, U1TUC, U1TUD, U1TUB, U1TUA,NTCVG, NTCUD, NTCDD1 | SDASP | | 200.00 | | | | | | | | |
| ORDER MODIFICATION CHARGE | | | | | | | | | | | | | | | |
| | Order Modification Charge (OMC) | | | | | | 26.21 | 0.00 | 0.00 | 0.00 | | | | | |
| | Order Modification Additional Dispatch Charge (OMCAD) | | | | | | 0.00 | 0.00 | 0.00 | 0.00 | | | | | |
| UNBUNDLED EXCHANGE ACCESS LOOP | | | | | | | | | | | | | | | |
| 2-WIRE ANALOG VOICE GRADE LOOP | | | | | | | | | | | | | | | |
| | 2-Wire Analog Voice Grade Loop - Service Level 1- Zone 1 | | 1 | UEANL | UEAL2 | | 10.82 | 36.54 | 16.87 | | | | | | |
| | 2-Wire Analog Voice Grade Loop - Service Level 1- Zone 2 | | 2 | UEANL | UEAL2 | | 16.21 | 36.54 | 16.87 | | | | | | |
| | 2-Wire Analog Voice Grade Loop - Service Level 1- Zone 3 | | 3 | UEANL | UEAL2 | | 24.08 | 36.54 | 16.87 | | | | | | |
| | 2-Wire Analog Voice Grade Loop - Service Level 1- Zone 1 | | 1 | UEANL | UEASL | | 10.82 | 36.54 | 16.87 | | | | | | |
| | 2-Wire Analog Voice Grade Loop - Service Level 1- Zone 2 | | 2 | UEANL | UEASL | | 16.21 | 36.54 | 16.87 | | | | | | |
| | 2-Wire Analog Voice Grade Loop - Service Level 1- Zone 3 | | 3 | UEANL | UEASL | | 24.08 | 36.54 | 16.87 | | | | | | |
| | Tag Loop at End User Premise | | | UEANL | URETL | | | 8.93 | 0.88 | | | | | | |
| | Loop Testing - Basic 1st Half Hour | | | UEANL | URET1 | | | 33.17 | 0.00 | | | | | | |
| | Loop Testing - Basic Additional Half Hour | | | UEANL | URETA | | | 19.28 | 19.28 | | | | | | |
| | Manual Order Coordination for UVL-SL1s (per loop) | | | UEANL | UEAMC | | | 7.92 | 7.92 | | | | | | |
| | Order Coordination for Specified Conversion Time for UVL-SL1 (per LSR) | | | UEANL | OCOSL | | | 17.56 | | | | | | | |

| UNBUNDLED NETWORK ELEMENTS - North Carolina | | | | | | | | | | | | | Att: 2 Exh: A | | | |
|---|---------------|---|---------|------|-------|-------|-----------|--------------|-------|-------------------------|----------------------------------|--------------------------------------|--|--|---|---|
| CATEGORY | RATE ELEMENTS | | Interim | Zone | BCS | USOC | RATES(\$) | | | | Svc Order Submitted Elec per LSR | Svc Order Submitted Manually per LSR | Incremental Charge - Manual Svc Order vs. Electronic-1st | Incremental Charge - Manual Svc Order vs. Electronic-Add'l | Incremental Charge - Manual Svc Order vs. Electronic-Disc 1st | Incremental Charge - Manual Svc Order vs. Electronic-Disc Add'l |
| | | | | | | | Rec | Nonrecurring | | Nonrecurring Disconnect | | OSS Rates(\$) | | | | |
| | | | | | | | | First | Add'l | First | Add'l | SOMEC | SOMAN | SOMAN | SOMAN | SOMAN |
| | | Unbundled Non-Design Voice Loop, billing for AT&T providing make-up (Engineering Information - E.I.) | | | UEANL | UEANM | | 13.04 | 13.04 | | | | | | | |
| | | Unbundled Loop Service Rearrangement, change in loop facility, per circuit | | | UEANL | UREWO | | 15.74 | 8.92 | | | | | | | |
| | | Bulk Migration, per 2 Wire Voice Loop-SL1 | | | UEANL | UREPN | | 36.54 | 16.87 | | | | | | | |
| | | Bulk Migration Order Coordination, per 2 Wire Voice Loop-SL1 | | | UEANL | UREPM | | 7.92 | 7.92 | | | | | | | |
| 2-WIRE Unbundled COPPER LOOP | | | | | | | | | | | | | | | | |
| | | 2-Wire Unbundled Copper Loop - Non-Designed Zone 1 | | 1 | UEQ | UEQ2X | 10.93 | 35.27 | 15.60 | | | | | | | |
| | | 2 Wire Unbundled Copper Loop - Non-Designed - Zone 2 | | 2 | UEQ | UEQ2X | 12.75 | 35.27 | 15.60 | | | | | | | |
| | | 2 Wire Unbundled Copper Loop - Non-Designed - Zone 3 | | 3 | UEQ | UEQ2X | 13.92 | 35.27 | 15.60 | | | | | | | |
| | | Tag Loop at End User Premise | | | UEQ | URETL | | 8.93 | 0.88 | | | | | | | |
| | | Loop Testing - Basic 1st Half Hour | | | UEQ | URET1 | | 33.17 | 0.00 | | | | | | | |
| | | Loop Testing - Basic Additional Half Hour | | | UEQ | URETA | | 19.28 | 19.28 | | | | | | | |
| | | Manual Order Coordination 2 Wire Unbundled Copper Loop - Non-Designed (per loop) | | | UEQ | USBMC | | 7.92 | 7.92 | | | | | | | |
| | | Unbundled Copper Loop - Non-Design, billing for AT&T providing make-up (Engineering Information - E.I.) | | | UEQ | UEQMU | | 13.04 | 13.04 | | | | | | | |
| | | Unbundled Loop Service Rearrangement, change in loop facility, per circuit | | | UEQ | UREWO | | 14.23 | 7.41 | | | | | | | |
| | | Bulk Migration, per 2 Wire UCL-ND | | | UEQ | UREPN | | 35.27 | 15.60 | | | | | | | |
| | | Bulk Migration Order Coordination, per 2 Wire UCL-ND | | | UEQ | UREPM | | 7.92 | 7.92 | | | | | | | |
| UNBUNDLED EXCHANGE ACCESS LOOP | | | | | | | | | | | | | | | | |
| 2-WIRE ANALOG VOICE GRADE LOOP | | | | | | | | | | | | | | | | |
| | | 2-Wire Analog Voice Grade Loop - Service Level 2 w/Loop or Ground Start Signaling - Zone 1 | | 1 | UEA | UEAL2 | 11.96 | 102.10 | 65.72 | | | | | | | |
| | | 2-Wire Analog Voice Grade Loop - Service Level 2 w/Loop or Ground Start Signaling - Zone 2 | | 2 | UEA | UEAL2 | 17.36 | 102.10 | 65.72 | | | | | | | |
| | | 2-Wire Analog Voice Grade Loop - Service Level 2 w/Loop or Ground Start Signaling - Zone 3 | | 3 | UEA | UEAL2 | 25.23 | 102.10 | 65.72 | | | | | | | |
| | | 2-Wire Analog Voice Grade Loop - Service Level 2 w/Reverse Battery Signaling - Zone 1 | | 1 | UEA | UEAR2 | 11.96 | 102.10 | 65.72 | | | | | | | |
| | | 2-Wire Analog Voice Grade Loop - Service Level 2 w/Reverse Battery Signaling - Zone 2 | | 2 | UEA | UEAR2 | 17.36 | 102.10 | 65.72 | | | | | | | |
| | | 2-Wire Analog Voice Grade Loop - Service Level 2 w/Reverse Battery Signaling - Zone 3 | | 3 | UEA | UEAR2 | 25.23 | 102.10 | 65.72 | | | | | | | |
| | | Switch-As-Is Conversion rate per UNE Loop, Single LSR, (per DS0) | | | UEA | URES1 | | 25.03 | 3.53 | | | | | | | |
| | | Switch-As-Is Conversion rate per UNE Loop, Spreadsheet, (per DS0) | | | UEA | URES1 | | 25.03 | 3.53 | | | | | | | |
| | | Unbundled Loop Service Rearrangement, change in loop facility, per circuit | | | UEA | UREWO | | 87.49 | 36.26 | | | | | | | |
| | | Loop Tagging - Service Level 2 (SL2) | | | UEA | URETL | | 11.20 | 1.10 | | | | | | | |
| | | Bulk Migration, per 2 Wire Voice Loop-SL2 | | | UEA | UREPN | | 102.10 | 65.72 | | | | | | | |
| | | Bulk Migration Order Coordination, per 2 Wire Voice Loop-SL2 | | | UEA | UREPM | | 0.00 | 0.00 | | | | | | | |
| 4-WIRE ANALOG VOICE GRADE LOOP | | | | | | | | | | | | | | | | |
| | | 4-Wire Analog Voice Grade Loop - Zone 1 | | 1 | UEA | UEAL4 | 19.52 | 127.40 | 91.02 | | | | | | | |
| | | 4-Wire Analog Voice Grade Loop - Zone 2 | | 2 | UEA | UEAL4 | 24.74 | 127.40 | 91.02 | | | | | | | |
| | | 4-Wire Analog Voice Grade Loop - Zone 3 | | 3 | UEA | UEAL4 | 46.11 | 127.40 | 91.02 | | | | | | | |
| | | Switch-As-Is Conversion rate per UNE Loop, Single LSR, (per DS0) | | | UEA | URES1 | | 25.03 | 3.53 | | | | | | | |
| | | Switch-As-Is Conversion rate per UNE Loop, Spreadsheet, (per DS0) | | | UEA | URES1 | | 25.03 | 3.53 | | | | | | | |
| | | Unbundled Loop Service Rearrangement, change in loop facility, per circuit | | | UEA | UREWO | | 87.49 | 36.26 | | | | | | | |
| 2-WIRE ISDN DIGITAL GRADE LOOP | | | | | | | | | | | | | | | | |
| | | 2-Wire ISDN Digital Grade Loop - Zone 1 | | 1 | UDN | U1L2X | 19.78 | 113.34 | 76.96 | | | | | | | |
| | | 2-Wire ISDN Digital Grade Loop - Zone 2 | | 2 | UDN | U1L2X | 26.16 | 113.34 | 76.96 | | | | | | | |
| | | 2-Wire ISDN Digital Grade Loop - Zone 3 | | 3 | UDN | U1L2X | 35.37 | 113.34 | 76.96 | | | | | | | |
| | | Unbundled Loop Service Rearrangement, change in loop facility, per circuit | | | UDN | UREWO | | 91.39 | 44.04 | | | | | | | |
| 2-WIRE ASYMMETRICAL DIGITAL SUBSCRIBER LINE (ADSL) COMPATIBLE LOOP | | | | | | | | | | | | | | | | |
| | | 2 Wire Unbundled ADSL Loop including manual service inquiry & facility reservation - Zone 1 | | 1 | UAL | UAL2X | 10.14 | 117.08 | 68.36 | | | | | | | |

| UNBUNDLED NETWORK ELEMENTS - North Carolina | | | | | | | | | | | | Att: 2 Exh: A | | | | |
|---|---|---------|------|-----|-------|-----------|--------------|--------|-------------------------|----------------------------------|--------------------------------------|--|--|---|---|-------|
| CATEGORY | RATE ELEMENTS | Interim | Zone | BCS | USOC | RATES(\$) | | | | Svc Order Submitted Elec per LSR | Svc Order Submitted Manually per LSR | Incremental Charge - Manual Svc Order vs. Electronic-1st | Incremental Charge - Manual Svc Order vs. Electronic-Add'l | Incremental Charge - Manual Svc Order vs. Electronic-Disc 1st | Incremental Charge - Manual Svc Order vs. Electronic-Disc Add'l | |
| | | | | | | Rec | Nonrecurring | | Nonrecurring Disconnect | | OSS Rates(\$) | | | | | |
| | | | | | | | First | Add'l | First | Add'l | SOME C | SOMAN | SOMAN | SOMAN | SOMAN | SOMAN |
| | 2 Wire Unbundled ADSL Loop including manual service inquiry & facility reservation - Zone 2 | | 2 | UAL | UAL2X | 11.59 | 117.08 | 68.36 | | | | | | | | |
| | 2 Wire Unbundled ADSL Loop including manual service inquiry & facility reservation - Zone 3 | | 3 | UAL | UAL2X | 12.28 | 117.08 | 68.36 | | | | | | | | |
| | 2 Wire Unbundled ADSL Loop without manual service inquiry & facility reservation - Zone 1 | | 1 | UAL | UAL2W | 10.14 | 92.83 | 56.02 | | | | | | | | |
| | 2 Wire Unbundled ADSL Loop without manual service inquiry & facility reservation - Zone 2 | | 2 | UAL | UAL2W | 11.59 | 92.83 | 56.02 | | | | | | | | |
| | 2 Wire Unbundled ADSL Loop without manual service inquiry & facility reservation - Zone 3 | | 3 | UAL | UAL2W | 12.28 | 92.83 | 56.02 | | | | | | | | |
| | Unbundled Loop Service Rearrangement, change in loop facility, per circuit | | | UAL | UREWO | | 78.06 | 32.38 | | | | | | | | |
| 2-WIRE HIGH BIT RATE DIGITAL SUBSCRIBER LINE (HDSL) COMPATIBLE LOOP | | | | | | | | | | | | | | | | |
| | 2 Wire Unbundled HDSL Loop including manual service inquiry & facility reservation - Zone 1 | | 1 | UHL | UHL2X | 7.95 | 125.50 | 76.77 | | | | | | | | |
| | 2 Wire Unbundled HDSL Loop including manual service inquiry & facility reservation - Zone 2 | | 2 | UHL | UHL2X | 9.15 | 125.50 | 76.77 | | | | | | | | |
| | 2 Wire Unbundled HDSL Loop including manual service inquiry & facility reservation - Zone 3 | | 3 | UHL | UHL2X | 9.53 | 125.50 | 76.77 | | | | | | | | |
| | 2 Wire Unbundled HDSL Loop without manual service inquiry and facility reservation - Zone 1 | | 1 | UHL | UHL2W | 7.95 | 101.24 | 64.43 | | | | | | | | |
| | 2 Wire Unbundled HDSL Loop without manual service inquiry and facility reservation - Zone 2 | | 2 | UHL | UHL2W | 9.15 | 101.24 | 64.43 | | | | | | | | |
| | 2 Wire Unbundled HDSL Loop without manual service inquiry and facility reservation - Zone 3 | | 3 | UHL | UHL2W | 9.53 | 101.24 | 64.43 | | | | | | | | |
| | Unbundled Loop Service Rearrangement, change in loop facility, per circuit | | | UHL | UREWO | | 78.00 | 32.38 | | | | | | | | |
| 4-WIRE HIGH BIT RATE DIGITAL SUBSCRIBER LINE (HDSL) COMPATIBLE LOOP | | | | | | | | | | | | | | | | |
| | 4 Wire Unbundled HDSL Loop including manual service inquiry and facility reservation - Zone 1 | | 1 | UHL | UHL4X | 11.01 | 153.26 | 104.54 | | | | | | | | |
| | 4-Wire Unbundled HDSL Loop including manual service inquiry and facility reservation - Zone 2 | | 2 | UHL | UHL4X | 12.20 | 153.26 | 104.54 | | | | | | | | |
| | 4-Wire Unbundled HDSL Loop including manual service inquiry and facility reservation - Zone 3 | | 3 | UHL | UHL4X | 13.49 | 153.26 | 104.54 | | | | | | | | |
| | 4-Wire Unbundled HDSL Loop without manual service inquiry and facility reservation - Zone 1 | | 1 | UHL | UHL4W | 11.01 | 129.00 | 92.20 | | | | | | | | |
| | 4-Wire Unbundled HDSL Loop without manual service inquiry and facility reservation - Zone 2 | | 2 | UHL | UHL4W | 12.20 | 129.00 | 92.20 | | | | | | | | |
| | 4-Wire Unbundled HDSL Loop without manual service inquiry and facility reservation - Zone 3 | | 3 | UHL | UHL4W | 13.49 | 129.00 | 92.20 | | | | | | | | |
| | Unbundled Loop Service Rearrangement, change in loop facility, per circuit | | | UHL | UREWO | | 78.00 | 32.38 | | | | | | | | |
| 4-WIRE DS1 DIGITAL LOOP | | | | | | | | | | | | | | | | |
| | 4-Wire DS1 Digital Loop - Zone 1 | | 1 | USL | USLXX | 63.62 | 245.16 | 152.98 | | | | | | | | |
| | 4-Wire DS1 Digital Loop - Zone 2 | | 2 | USL | USLXX | 104.40 | 245.16 | 152.98 | | | | | | | | |
| | 4-Wire DS1 Digital Loop - Zone 3 | | 3 | USL | USLXX | 210.22 | 245.16 | 152.98 | | | | | | | | |
| | Switch-As-Is Conversion rate per UNE Loop, Single LSR, (per DS1) | | | USL | URES | | 25.03 | 3.53 | | | | | | | | |
| | Switch-As-Is Conversion rate per UNE Loop, Spreadsheet, (per DS1) | | | USL | URES | | 26.52 | 5.02 | | | | | | | | |
| | Unbundled Loop Service Rearrangement, change in loop facility, per circuit | | | USL | UREWO | | 100.82 | 42.93 | | | | | | | | |
| 4-WIRE 19.2, 56 OR 64 KBPS DIGITAL GRADE LOOP | | | | | | | | | | | | | | | | |
| | 4 Wire Unbundled Digital Loop 2.4 Kbps - Zone 1 | | 1 | UDL | UDL2X | 21.98 | 121.86 | 85.48 | | | | | | | | |
| | 4 Wire Unbundled Digital Loop 2.4 Kbps - Zone 2 | | 2 | UDL | UDL2X | 27.58 | 121.86 | 85.48 | | | | | | | | |
| | 4 Wire Unbundled Digital Loop 2.4 Kbps - Zone 3 | | 3 | UDL | UDL2X | 43.08 | 121.86 | 85.48 | | | | | | | | |
| | 4 Wire Unbundled Digital Loop 4.8 Kbps -Zone 1 | | 1 | UDL | UDL4X | 21.98 | 121.86 | 85.48 | | | | | | | | |
| | 4 Wire Unbundled Digital Loop 4.8 Kbps - Zone 2 | | 2 | UDL | UDL4X | 27.58 | 121.86 | 85.48 | | | | | | | | |
| | 4 Wire Unbundled Digital Loop 4.8 Kbps - Zone 3 | | 3 | UDL | UDL4X | 43.08 | 121.86 | 85.48 | | | | | | | | |
| | 4 Wire Unbundled Digital Loop 9.6 Kbps - Zone 1 | | 1 | UDL | UDL9X | 21.98 | 121.86 | 85.48 | | | | | | | | |
| | 5 Wire Unbundled Digital Loop 9.6 Kbps - Zone 2 | | 2 | UDL | UDL9X | 27.58 | 121.86 | 85.48 | | | | | | | | |
| | 6 Wire Unbundled Digital Loop 9.6 Kbps - Zone 3 | | 3 | UDL | UDL9X | 43.08 | 121.86 | 85.48 | | | | | | | | |
| | 4 Wire Unbundled Digital 19.2 Kbps - Zone 1 | | 1 | UDL | UDL19 | 21.98 | 121.86 | 85.48 | | | | | | | | |
| | 4 Wire Unbundled Digital 19.2 Kbps - Zone 2 | | 2 | UDL | UDL19 | 27.58 | 121.86 | 85.48 | | | | | | | | |

| UNBUNDLED NETWORK ELEMENTS - North Carolina | | | | | | | | | | | Att: 2 Exh: A | | | | | |
|--|--|---------|------|------------------------------|-------|-----------|--------------|-------|-------------------------|----------------------------------|--------------------------------------|--|--|---|---|-------|
| CATEGORY | RATE ELEMENTS | Interim | Zone | BCS | USOC | RATES(\$) | | | | Svc Order Submitted Elec per LSR | Svc Order Submitted Manually per LSR | Incremental Charge - Manual Svc Order vs. Electronic-1st | Incremental Charge - Manual Svc Order vs. Electronic-Add'l | Incremental Charge - Manual Svc Order vs. Electronic-Disc 1st | Incremental Charge - Manual Svc Order vs. Electronic-Disc Add'l | |
| | | | | | | Rec | Nonrecurring | | Nonrecurring Disconnect | | OSS Rates(\$) | | | | | |
| | | | | | | | First | Add'l | First | Add'l | SOMECE | SOMAN | SOMAN | SOMAN | SOMAN | SOMAN |
| | 4 Wire Unbundled Digital 19.2 Kbps - Zone 3 | | 3 | UDL | UDL19 | 43.08 | 121.86 | 85.48 | | | | | | | | |
| | 4 Wire Unbundled Digital Loop 56 Kbps - Zone 1 | | 1 | UDL | UDL56 | 21.98 | 121.86 | 85.48 | | | | | | | | |
| | 4 Wire Unbundled Digital Loop 56 Kbps - Zone 2 | | 2 | UDL | UDL56 | 27.58 | 121.86 | 85.48 | | | | | | | | |
| | 4 Wire Unbundled Digital Loop 56 Kbps - Zone 3 | | 3 | UDL | UDL56 | 43.08 | 121.86 | 85.48 | | | | | | | | |
| | 4 Wire Unbundled Digital Loop 64 Kbps - Zone 1 | | 1 | UDL | UDL64 | 21.98 | 121.86 | 85.48 | | | | | | | | |
| | 4 Wire Unbundled Digital Loop 64 Kbps - Zone 2 | | 2 | UDL | UDL64 | 27.58 | 121.86 | 85.48 | | | | | | | | |
| | 4 Wire Unbundled Digital Loop 64 Kbps - Zone 3 | | 3 | UDL | UDL64 | 43.08 | 121.86 | 85.48 | | | | | | | | |
| | Switch-As-Is Conversion rate per UNE Loop, Single LSR, (per DS0) | | | UDL | URESL | | 25.03 | 3.53 | | | | | | | | |
| | Switch-As-Is Conversion rate per UNE Loop, Spreadsheet, (per DS0) | | | UDL | URESP | | 26.52 | 5.02 | | | | | | | | |
| | Unbundled Loop Service Rearrangement, change in loop facility, per circuit | | | UDL | UREWO | | 101.86 | 49.62 | | | | | | | | |
| 2-WIRE Unbundled COPPER LOOP | | | | | | | | | | | | | | | | |
| | 2-Wire Unbundled Copper Loop-Designed including manual service inquiry & facility reservation - Zone 1 | | 1 | UCL | UCLPB | 10.14 | 116.18 | 67.46 | | | | | | | | |
| | 2-Wire Unbundled Copper Loop-Designed including manual service inquiry & facility reservation - Zone 2 | | 2 | UCL | UCLPB | 11.59 | 116.18 | 67.46 | | | | | | | | |
| | 2 Wire Unbundled Copper Loop-Designed including manual service inquiry & facility reservation - Zone 3 | | 3 | UCL | UCLPB | 12.28 | 116.18 | 67.46 | | | | | | | | |
| | 2-Wire Unbundled Copper Loop-Designed without manual service inquiry and facility reservation - Zone 1 | | 1 | UCL | UCLPW | 10.14 | 91.92 | 55.12 | | | | | | | | |
| | 2-Wire Unbundled Copper Loop-Designed without manual service inquiry and facility reservation - Zone 2 | | 2 | UCL | UCLPW | 11.59 | 91.92 | 55.12 | | | | | | | | |
| | 2-Wire Unbundled Copper Loop-Designed without manual service inquiry and facility reservation - Zone 3 | | 3 | UCL | UCLPW | 12.28 | 91.92 | 55.12 | | | | | | | | |
| | Order Coordination for Unbundled Copper Loops (per loop) | | | UCL | UCLMC | | 7.92 | 7.92 | | | | | | | | |
| | Unbundled Loop Service Rearrangement, change in loop facility, per circuit | | | UCL | UREWO | | 89.06 | 34.45 | | | | | | | | |
| 4-WIRE COPPER LOOP | | | | | | | | | | | | | | | | |
| | 4-Wire Copper Loop including manual service inquiry and facility reservation - Zone 1 | | 1 | UCL | UCL4S | 13.10 | 139.69 | 90.96 | | | | | | | | |
| | 4-Wire Copper Loop including manual service inquiry and facility reservation - Zone 2 | | 2 | UCL | UCL4S | 15.17 | 139.69 | 90.96 | | | | | | | | |
| | 4-Wire Copper Loop including manual service inquiry and facility reservation - Zone 3 | | 3 | UCL | UCL4S | 17.03 | 139.69 | 90.96 | | | | | | | | |
| | 4-Wire Copper Loop without manual service inquiry and facility reservation - Zone 1 | | 1 | UCL | UCL4W | 13.10 | 115.43 | 78.63 | | | | | | | | |
| | 4-Wire Copper Loop without manual service inquiry and facility reservation - Zone 2 | | 2 | UCL | UCL4W | 15.17 | 115.43 | 78.63 | | | | | | | | |
| | 4-Wire Copper Loop without manual service inquiry and facility reservation - Zone 3 | | 3 | UCL | UCL4W | 17.03 | 115.43 | 78.63 | | | | | | | | |
| | Order Coordination for Unbundled Copper Loops (per loop) | | | UCL | UCLMC | | 7.92 | 7.92 | | | | | | | | |
| | Unbundled Loop Service Rearrangement, change in loop facility, per circuit | | | UCL | UREWO | | 89.06 | 34.45 | | | | | | | | |
| | Order Coordination for Specified Conversion Time (per LSR) | | | UEA, UDN, UAL, UHL, UDL, USL | OCOSL | | 17.56 | | | | | | | | | |
| Rearrangements | | | | | | | | | | | | | | | | |
| | EEL to UNE-L Retermination, per 2 Wire Unbundled Voice Loop-SL2 | | | UEA | UREEL | | 87.49 | 36.26 | | | | | | | | |
| | EEL to UNE-L Retermination, per 4 Wire Unbundled Voice Loop | | | UEA | UREEL | | 87.49 | 36.26 | | | | | | | | |
| | EEL to UNE-L Retermination, per 2 Wire ISDN Loop | | | UDN | UREEL | | 91.39 | 44.04 | | | | | | | | |
| | EEL to UNE-L Retermination, per 4 Wire Unbundled Digital Loop | | | UDL | UREEL | | 101.86 | 49.62 | | | | | | | | |
| | EEL to UNE-L Retermination, per 4 Wire Unbundled DS1 Loop | | | USL | UREEL | | 100.82 | 42.93 | | | | | | | | |
| UNE LOOP COMMINGLING | | | | | | | | | | | | | | | | |
| 2-WIRE ANALOG VOICE GRADE LOOP - COMMINGLING | | | | | | | | | | | | | | | | |
| | 2-Wire Analog Voice Grade Loop - Service Level 2 w/Loop or Ground Start Signaling - Zone 1 | | 1 | NTCVG | UEAL2 | 11.96 | 102.10 | 65.72 | | | | | | | | |
| | 2-Wire Analog Voice Grade Loop - Service Level 2 w/Loop or Ground Start Signaling - Zone 2 | | 2 | NTCVG | UEAL2 | 17.36 | 102.10 | 65.72 | | | | | | | | |
| | 2-Wire Analog Voice Grade Loop - Service Level 2 w/Loop or Ground Start Signaling - Zone 3 | | 3 | NTCVG | UEAL2 | 25.23 | 102.10 | 65.72 | | | | | | | | |

| UNBUNDLED NETWORK ELEMENTS - North Carolina | | | | | | | | | | | | | Att: 2 Exh: A | | | |
|---|---|---------|------|---------------------|-------|-----------|--------------|--------|-------------------------|----------------------------------|--------------------------------------|--|--|---|---|-------|
| CATEGORY | RATE ELEMENTS | Interim | Zone | BCS | USOC | RATES(\$) | | | | Svc Order Submitted Elec per LSR | Svc Order Submitted Manually per LSR | Incremental Charge - Manual Svc Order vs. Electronic-1st | Incremental Charge - Manual Svc Order vs. Electronic-Add'l | Incremental Charge - Manual Svc Order vs. Electronic-Disc 1st | Incremental Charge - Manual Svc Order vs. Electronic-Disc Add'l | |
| | | | | | | Rec | Nonrecurring | | Nonrecurring Disconnect | | OSS Rates(\$) | | | | | |
| | | | | | | | First | Add'l | First | Add'l | SOMECE | SOMAN | SOMAN | SOMAN | SOMAN | SOMAN |
| | 2-Wire Analog Voice Grade Loop - Service Level 2 w/Reverse Battery Signaling - Zone 1 | | 1 | NTCVG | UEAR2 | 11.96 | 102.10 | 65.72 | | | | | | | | |
| | 2-Wire Analog Voice Grade Loop - Service Level 2 w/Reverse Battery Signaling - Zone 2 | | 2 | NTCVG | UEAR2 | 17.36 | 102.10 | 65.72 | | | | | | | | |
| | 2-Wire Analog Voice Grade Loop - Service Level 2 w/Reverse Battery Signaling - Zone 3 | | 3 | NTCVG | UEAR2 | 25.23 | 102.10 | 65.72 | | | | | | | | |
| | Switch-As-Is Conversion rate per UNE Loop, Single LSR, (per DS0) | | | NTCVG | URES | | 25.03 | 3.53 | | | | | | | | |
| | Switch-As-Is Conversion rate per UNE Loop, Spreadsheet, (per DS0) | | | NTCVG | URES | | 26.52 | 5.02 | | | | | | | | |
| | Unbundled Loop Service Rearrangement, change in loop facility, per circuit | | | NTCVG | UREWO | | 87.49 | 36.26 | | | | | | | | |
| | Loop Tagging - Service Level 2 (SL2) | | | NTCVG | URETL | | 11.20 | 1.10 | | | | | | | | |
| 4-WIRE ANALOG VOICE GRADE LOOP -COMMINGLING | | | | | | | | | | | | | | | | |
| | 4-Wire Analog Voice Grade Loop - Zone 1 | | 1 | NTCVG | UEAL4 | 19.52 | 127.40 | 91.02 | | | | | | | | |
| | 4-Wire Analog Voice Grade Loop - Zone 2 | | 2 | NTCVG | UEAL4 | 24.74 | 127.40 | 91.02 | | | | | | | | |
| | 4-Wire Analog Voice Grade Loop - Zone 3 | | 3 | NTCVG | UEAL4 | 46.11 | 127.40 | 91.02 | | | | | | | | |
| | Switch-As-Is Conversion rate per UNE Loop, Single LSR, (per DS0) | | | NTCVG | URES | | 25.03 | 3.53 | | | | | | | | |
| | Switch-As-Is Conversion rate per UNE Loop, Spreadsheet, (per DS0) | | | NTCVG | URES | | 26.52 | 5.02 | | | | | | | | |
| | Unbundled Loop Service Rearrangement, change in loop facility, per circuit | | | NTCVG | UREWO | | 87.49 | 36.26 | | | | | | | | |
| 4-WIRE DS1 DIGITAL LOOP | | | | | | | | | | | | | | | | |
| | 4-Wire DS1 Digital Loop - Zone 1 | | 1 | NTCD1 | USLXX | 63.62 | 245.16 | 152.98 | | | | | | | | |
| | 4-Wire DS1 Digital Loop - Zone 2 | | 2 | NTCD1 | USLXX | 104.40 | 245.16 | 152.98 | | | | | | | | |
| | 4-Wire DS1 Digital Loop - Zone 3 | | 3 | NTCD1 | USLXX | 210.22 | 245.16 | 152.98 | | | | | | | | |
| | Switch-As-Is Conversion rate per UNE Loop, Single LSR, (per DS1) | | | NTCD1 | URES | | 25.03 | 3.53 | | | | | | | | |
| | Switch-As-Is Conversion rate per UNE Loop, Spreadsheet, (per DS1) | | | NTCD1 | URES | | 26.52 | 5.02 | | | | | | | | |
| | Unbundled Loop Service Rearrangement, change in loop facility, per circuit | | | NTCD1 | UREWO | | 100.82 | 42.93 | | | | | | | | |
| 4-WIRE 19.2, 56 OR 64 KBPS DIGITAL GRADE LOOP | | | | | | | | | | | | | | | | |
| | 4 Wire Unbundled Digital Loop 2.4 Kbps - Zone 1 | | 1 | NTCUD | UDL2X | 21.98 | 121.86 | 85.48 | | | | | | | | |
| | 4 Wire Unbundled Digital Loop 2.4 Kbps - Zone 2 | | 2 | NTCUD | UDL2X | 27.58 | 121.86 | 85.48 | | | | | | | | |
| | 4 Wire Unbundled Digital Loop 2.4 Kbps - Zone3 | | 3 | NTCUD | UDL2X | 43.08 | 121.86 | 85.48 | | | | | | | | |
| | 4 Wire Unbundled Digital Loop 4.8 Kbps -Zone 1 | | 1 | NTCUD | UDL4X | 21.98 | 121.86 | 85.48 | | | | | | | | |
| | 4 Wire Unbundled Digital Loop 4.8 Kbps - Zone 2 | | 2 | NTCUD | UDL4X | 27.58 | 121.86 | 85.48 | | | | | | | | |
| | 4 Wire Unbundled Digital Loop 4.8 Kbps - Zone 3 | | 3 | NTCUD | UDL4X | 43.08 | 121.86 | 85.48 | | | | | | | | |
| | 4 Wire Unbundled Digital Loop 9.6 Kbps - Zone 1 | | 1 | NTCUD | UDL9X | 21.98 | 121.86 | 85.48 | | | | | | | | |
| | 5 Wire Unbundled Digital Loop 9.6 Kbps - Zone 2 | | 2 | NTCUD | UDL9X | 27.58 | 121.86 | 85.48 | | | | | | | | |
| | 6 Wire Unbundled Digital Loop 9.6 Kbps - Zone 3 | | 3 | NTCUD | UDL9X | 43.08 | 121.86 | 85.48 | | | | | | | | |
| | 4 Wire Unbundled Digital 19.2 Kbps - Zone 1 | | 1 | NTCUD | UDL19 | 21.98 | 121.86 | 85.48 | | | | | | | | |
| | 4 Wire Unbundled Digital 19.2 Kbps - Zone 2 | | 2 | NTCUD | UDL19 | 27.58 | 121.86 | 85.48 | | | | | | | | |
| | 4 Wire Unbundled Digital 19.2 Kbps - Zone 3 | | 3 | NTCUD | UDL19 | 43.08 | 121.86 | 85.48 | | | | | | | | |
| | 4 Wire Unbundled Digital Loop 56 Kbps - Zone 1 | | 1 | NTCUD | UDL56 | 21.98 | 121.86 | 85.48 | | | | | | | | |
| | 4 Wire Unbundled Digital Loop 56 Kbps - Zone 2 | | 2 | NTCUD | UDL56 | 27.58 | 121.86 | 85.48 | | | | | | | | |
| | 4 Wire Unbundled Digital Loop 56 Kbps - Zone 3 | | 3 | NTCUD | UDL56 | 43.08 | 121.86 | 85.48 | | | | | | | | |
| | 4 Wire Unbundled Digital Loop 64 Kbps - Zone 1 | | 1 | NTCUD | UDL64 | 21.98 | 121.86 | 85.48 | | | | | | | | |
| | 4 Wire Unbundled Digital Loop 64 Kbps - Zone 2 | | 2 | NTCUD | UDL64 | 27.58 | 121.86 | 85.48 | | | | | | | | |
| | 4 Wire Unbundled Digital Loop 64 Kbps - Zone 3 | | 3 | NTCUD | UDL64 | 43.08 | 121.86 | 85.48 | | | | | | | | |
| | Switch-As-Is Conversion rate per UNE Loop, Single LSR, (per DS0) | | | NTCUD | URES | | 25.03 | 3.53 | | | | | | | | |
| | Switch-As-Is Conversion rate per UNE Loop, Spreadsheet, (per DS0) | | | NTCUD | URES | | 26.52 | 5.02 | | | | | | | | |
| | Unbundled Loop Service Rearrangement, change in loop facility, per circuit | | | NTCUD | UREWO | | 101.86 | 49.62 | | | | | | | | |
| | Order Coordination for Specified Conversion Time (per LSR) | | | NTCVG, NTCUD, NTCD1 | OCOSL | | 17.56 | | | | | | | | | |
| MAINTENANCE OF SERVICE | | | | | | | | | | | | | | | | |

| UNBUNDLED NETWORK ELEMENTS - North Carolina | | | | | | | | | | | | | Att: 2 Exh: A | | | |
|---|---------------|---|---------|------|--|-------|-----------|--------------|-------|-------------------------|----------------------------------|--------------------------------------|--|--|---|---|
| CATEGORY | RATE ELEMENTS | | Interim | Zone | BCS | USOC | RATES(\$) | | | | Svc Order Submitted Elec per LSR | Svc Order Submitted Manually per LSR | Incremental Charge - Manual Svc Order vs. Electronic-1st | Incremental Charge - Manual Svc Order vs. Electronic-Add'l | Incremental Charge - Manual Svc Order vs. Electronic-Disc 1st | Incremental Charge - Manual Svc Order vs. Electronic-Disc Add'l |
| | | | | | | | Rec | Nonrecurring | | Nonrecurring Disconnect | | OSS Rates(\$) | | | | |
| | | | | | | | | First | Add'l | First | Add'l | SOMEc | SOMAN | SOMAN | SOMAN | SOMAN |
| | | Maintenance of Service Charge, Basic Time, per half hour | | | UDC, UEA, UDL, UDN, USL, UAL, UHL, UCL, NTCVG, NTCUD, NTCDD1, U1TD1, U1TD3, U1TDX, U1TS1, U1TVX, UDF, UDFCX, UDLSX, UE3, ULDD1, ULDD3, ULDDX, ULDS1, ULDVX, UNC1X, UNC3X, UNCDX, UNCSX, UNCVX, ULS | MVVBT | | 80.00 | 55.00 | | | | | | | |
| | | Maintenance of Service Charge, Overtime, per half hour | | | UDC, UEA, UDL, UDN, USL, UAL, UHL, UCL, NTCVG, NTCUD, NTCDD1, U1TD1, U1TD3, U1TDX, U1TS1, U1TVX, UDF, UDFCX, UDLSX, UE3, ULDD1, ULDD3, ULDDX, ULDS1, ULDVX, UNC1X, UNC3X, UNCDX, UNCSX, UNCVX, ULS | MVVOT | | 90.00 | 65.00 | | | | | | | |
| | | Maintenance of Service Charge, Premium, per half hour | | | UDC, UEA, UDL, UDN, USL, UAL, UHL, UCL, NTCVG, NTCUD, NTCDD1, U1TD1, U1TD3, U1TDX, U1TS1, U1TVX, UDF, UDFCX, UDLSX, UE3, ULDD1, ULDD3, ULDDX, ULDS1, ULDVX, UNC1X, UNC3X, UNCDX, UNCSX, UNCVX, ULS | MVVPT | | 100.00 | 75.00 | | | | | | | |
| LOOP MODIFICATION | | | | | | | | | | | | | | | | |
| | | Unbundled Loop Modification, Removal of Load Coils - 2 Wire pair less than or equal to 18k ft, per Unbundled Loop | | | UAL, UHL, UCL, UEQ, ULS, UEA, UEANL, UEPSR, UEPSB | ULM2L | | 0.00 | 0.00 | | | | | | | |
| | | Unbundled Loop Modification, Removal of Load Coils - 2 wire greater than 18k ft | | | UCL, ULS, UEQ | ULM2G | | 0.00 | 0.00 | | | | | | | |
| | | Unbundled Loop Modification Removal of Load Coils - 4 Wire less than or equal to 18K ft, per Unbundled Loop | | | UHL, UCL, UEA | ULM4L | | 0.00 | 0.00 | | | | | | | |
| | | Unbundled Loop Modification Removal of Load Coils - 4 Wire pair greater than 18k ft | | | UCL | ULM4G | | 0.00 | 0.00 | | | | | | | |
| | | Unbundled Loop Modification Removal of Bridged Tap Removal, per unbundled loop | | | UAL, UHL, UCL, UEQ, ULS, UEA, UEANL, UEPSR, UEPSB | ULMBT | | 12.15 | 12.15 | | | | | | | |
| SUB-LOOPS | | | | | | | | | | | | | | | | |
| Sub-Loop Distribution | | | | | | | | | | | | | | | | |
| | | Sub-Loop - Per Cross Box Location - CLEC Feeder Facility Set-Up | | | UEANL, UEF | USBSA | | 144.09 | | | | | | | | |
| | | Sub-Loop - Per Cross Box Location - Per 25 Pair Panel Set-Up | | | UEANL, UEF | USBSB | | 10.99 | 10.99 | | | | | | | |

| UNBUNDLED NETWORK ELEMENTS - North Carolina | | | | | | | | | | | | | | Att: 2 Exh: A | | | |
|---|---------------|---|--|---------|------|--|--------|-----------|--------------|-------|-------------------------|----------------------------------|--------------------------------------|--|--|---|---|
| CATEGORY | RATE ELEMENTS | | | Interim | Zone | BCS | USOC | RATES(\$) | | | | Svc Order Submitted Elec per LSR | Svc Order Submitted Manually per LSR | Incremental Charge - Manual Svc Order vs. Electronic-1st | Incremental Charge - Manual Svc Order vs. Electronic-Add'l | Incremental Charge - Manual Svc Order vs. Electronic-Disc 1st | Incremental Charge - Manual Svc Order vs. Electronic-Disc Add'l |
| | | | | | | | | Rec | Nonrecurring | | Nonrecurring Disconnect | | OSS Rates(\$) | | | | |
| | | | | | | | | | First | Add'l | First | Add'l | SOMEC | SOMAN | SOMAN | SOMAN | SOMAN |
| | | Sub-Loop - Per Building Equipment Room - CLEC Feeder Facility Set-Up | | | | UEANL | USBSC | | 86.16 | | | | | | | | |
| | | Sub-Loop - Per Building Equipment Room - Per 25 Pair Panel Set-Up | | | | UEANL | USBSD | | 27.13 | 27.13 | | | | | | | |
| | | Sub-Loop Distribution Per 2-Wire Analog Voice Grade Loop - Zone 1 | | 1 | | UEANL | USBN2 | 6.70 | 63.89 | 30.06 | | | | | | | |
| | | Sub-Loop Distribution Per 2-Wire Analog Voice Grade Loop - Zone 2 | | 2 | | UEANL | USBN2 | 9.93 | 63.89 | 30.06 | | | | | | | |
| | | Sub-Loop Distribution Per 2-Wire Analog Voice Grade Loop - Zone 3 | | 3 | | UEANL | USBN2 | 12.79 | 63.89 | 30.06 | | | | | | | |
| | | Order Coordination for Unbundled Sub-Loops, per sub-loop pair | | | | UEANL | USBMC | | 7.92 | 7.92 | | | | | | | |
| | | Sub-Loop Distribution Per 4-Wire Analog Voice Grade Loop - Zone 1 | | 1 | | UEANL | USBN4 | 10.81 | 76.75 | 42.92 | | | | | | | |
| | | Sub-Loop Distribution Per 4-Wire Analog Voice Grade Loop - Zone 2 | | 2 | | UEANL | USBN4 | 14.16 | 76.75 | 42.92 | | | | | | | |
| | | Sub-Loop Distribution Per 4-Wire Analog Voice Grade Loop - Zone 3 | | 3 | | UEANL | USBN4 | 24.67 | 76.75 | 42.92 | | | | | | | |
| | | Order Coordination for Unbundled Sub-Loops, per sub-loop pair | | | | UEANL | USBMC | | 7.92 | 7.92 | | | | | | | |
| | | Sub-Loop 2-Wire Intrabuilding Network Cable (INC) | | | | UEANL | USBR2 | 2.34 | 51.48 | 17.65 | | | | | | | |
| | | Order Coordination for Unbundled Sub-Loops, per sub-loop pair | | | | UEANL | USBMC | | 7.92 | 7.92 | | | | | | | |
| | | Sub-Loop 4-Wire Intrabuilding Network Cable (INC) | | | | UEANL | USBR4 | 4.18 | 57.54 | 23.71 | | | | | | | |
| | | Order Coordination for Unbundled Sub-Loops, per sub-loop pair | | | | UEANL | USBMC | | 7.92 | 7.92 | | | | | | | |
| | | Service Order charges will apply only once per sub-loop | | | | | | | | | | | | | | | |
| | | Loop Testing - Basic 1st Half Hour | | | | UEANL | URET1 | | 33.17 | 0.00 | | | | | | | |
| | | Loop Testing - Basic Additional Half Hour | | | | UEANL | URETA | | 19.28 | 19.28 | | | | | | | |
| | | 2 Wire Copper Unbundled Sub-Loop Distribution - Zone 1 | | 1 | | UEF | UCS2X | 5.43 | 63.89 | 30.06 | | | | | | | |
| | | 2 Wire Copper Unbundled Sub-Loop Distribution - Zone 2 | | 2 | | UEF | UCS2X | 8.04 | 63.89 | 30.06 | | | | | | | |
| | | 2 Wire Copper Unbundled Sub-Loop Distribution - Zone 3 | | 3 | | UEF | UCS2X | 9.79 | 63.89 | 30.06 | | | | | | | |
| | | Order Coordination for Unbundled Sub-Loops, per sub-loop pair | | | | UEF | USBMC | | 7.92 | 7.92 | | | | | | | |
| | | 4 Wire Copper Unbundled Sub-Loop Distribution - Zone 1 | | 1 | | UEF | UCS4X | 6.34 | 76.75 | 42.92 | | | | | | | |
| | | 4 Wire Copper Unbundled Sub-Loop Distribution - Zone 2 | | 2 | | UEF | UCS4X | 9.62 | 76.75 | 42.92 | | | | | | | |
| | | 4 Wire Copper Unbundled Sub-Loop Distribution - Zone 3 | | 3 | | UEF | UCS4X | 13.04 | 76.75 | 42.92 | | | | | | | |
| | | Order Coordination for Unbundled Sub-Loops, per sub-loop pair | | | | UEF | USBMC | | 7.92 | 7.92 | | | | | | | |
| | | Loop Tagging Service Level 1, Unbundled Copper Loop, Non-Designed and Distribution Subloops | | | | UEF, UEANL | URETL | | 8.93 | 0.88 | | | | | | | |
| | | Loop Testing - Basic 1st Half Hour | | | | UEF | URET1 | | 33.17 | 0.00 | | | | | | | |
| | | Loop Testing - Basic Additional Half Hour | | | | UEF | URETA | | 19.28 | 19.28 | | | | | | | |
| | | Unbundled Sub-Loop Modification | | | | | | | | | | | | | | | |
| | | Unbundled Sub-Loop Modification - 2-W Copper Dist Load Coil/Equip Removal per 2-W PR | | | | UEF | ULM2X | | 0.00 | 0.00 | | | | | | | |
| | | Unbundled Sub-loop Modification - 4-W Copper Dist Load Coil/Equip Removal per 4-W PR | | | | UEF | ULM4X | | 0.00 | 0.00 | | | | | | | |
| | | Unbundled Loop Modification, Removal of Bridge Tap, per unbundled loop | | | | UEF | ULMBT | | 224.55 | 4.29 | | | | | | | |
| | | Unbundled Network Terminating Wire (UNTW) | | | | | | | | | | | | | | | |
| | | Unbundled Network Terminating Wire (UNTW) per Pair | | | | UENTW | UENPP | 0.51 | 14.72 | 14.72 | | | | | | | |
| | | Network Interface Device (NID) | | | | | | | | | | | | | | | |
| | | Network Interface Device (NID) - 1-2 lines | | | | UENTW | UND12 | | 86.37 | 56.69 | | | | | | | |
| | | Network Interface Device (NID) - 1-6 lines | | | | UENTW | UND16 | | 127.93 | 98.21 | | | | | | | |
| | | Network Interface Device Cross Connect - 2 W | | | | UENTW | UNDC2 | | 5.73 | 5.73 | | | | | | | |
| | | Network Interface Device Cross Connect - 4W | | | | UENTW | UNDC4 | | 5.73 | 5.73 | | | | | | | |
| | | UNE OTHER, PROVISIONING ONLY - NO RATE | | | | | | | | | | | | | | | |
| | | Unbundled Contact Name, Provisioning Only - no rate | | | | UAL, UCL, UDC, UDL, UDN, UEA, UHL, UEANL, UEF, UEQ, UENTW, NTCVG, NTCUD, NTC1, USL | UNECDN | 0.00 | 0.00 | | | | | | | | |

| UNBUNDLED NETWORK ELEMENTS - North Carolina | | | | | | | | | | | | | Att: 2 Exh: A | | | | |
|--|---------------|--|---------|------|-------------|-------|-----------|--------------|--------|-------------------------|----------------------------------|--------------------------------------|--|--|---|---|-------|
| CATEGORY | RATE ELEMENTS | | Interim | Zone | BCS | USOC | RATES(\$) | | | | Svc Order Submitted Elec per LSR | Svc Order Submitted Manually per LSR | Incremental Charge - Manual Svc Order vs. Electronic-1st | Incremental Charge - Manual Svc Order vs. Electronic-Add'l | Incremental Charge - Manual Svc Order vs. Electronic-Disc 1st | Incremental Charge - Manual Svc Order vs. Electronic-Disc Add'l | |
| | | | | | | | Rec | Nonrecurring | | Nonrecurring Disconnect | | OSS Rates(\$) | | | | | |
| | | | | | | | | First | Add'l | First | Add'l | SOMECE | SOMAN | SOMAN | SOMAN | SOMAN | SOMAN |
| | | Unbundled DS1 Loop - Superframe Format Option - no rate | | | USL, NTCD1 | CCOSF | | 0.00 | | | | | | | | | |
| | | Unbundled DS1 Loop - Expanded Superframe Format option - no rate | | | USL, NTCD1 | CCOEF | | 0.00 | | | | | | | | | |
| | | NID - Dispatch and Service Order for NID installation | | | UENTW | UNDBX | 0.00 | 0.00 | | | | | | | | | |
| | | UNTW Circuit Establishment, Provisioning Only - No Rate | | | UENTW | UENCE | 0.00 | 0.00 | | | | | | | | | |
| LOOP MAKE-UP | | | | | | | | | | | | | | | | | |
| | | Loop Makeup - Preordering Without Reservation, per working or spare facility queried (Manual). | | | UMK | UMKLW | | 23.29 | 23.29 | | | | | | | | |
| | | Loop Makeup - Preordering With Reservation, per spare facility queried (Manual). | | | UMK | UMKLP | | 24.70 | 24.70 | | | | | | | | |
| | | Loop Makeup--With or Without Reservation, per working or spare facility queried (Mechanized) | | | UMK | UMKMQ | | 0.19 | 0.19 | | | | | | | | |
| LINE SPLITTING | | | | | | | | | | | | | | | | | |
| END USER ORDERING-CENTRAL OFFICE BASED | | | | | | | | | | | | | | | | | |
| | | Line Splitting - per line activation DLEC owned splitter | | | UEPSR UEPSB | UREOS | 0.61 | 15.53 | 7.79 | | | | | | | | |
| | | Line Splitting - per line activation AT&T owned - physical | | | UEPSR UEPSB | UREBP | 0.6409 | 17.97 | 10.29 | | | | | | | | |
| | | Line Splitting - per line activation AT&T owned - virtual | | | UEPSR UEPSB | UREBV | 0.6325 | 17.87 | 10.29 | | | | | | | | |
| END USER ORDERING - REMOTE SITE LINE SPLITTING | | | | | | | | | | | | | | | | | |
| UNBUNDLED EXCHANGE ACCESS LOOP | | | | | | | | | | | | | | | | | |
| 2-WIRE ANALOG VOICE GRADE LOOP | | | | | | | | | | | | | | | | | |
| | | 2 Wire Analog Voice Grade Loop-Service Level 1-Line Splitting-Zone 1 | | 1 | UEPSR UEPSB | UEALS | 10.82 | 36.54 | 16.87 | 0.00 | 0.00 | | | | | | |
| | | 2 Wire Analog Voice Grade Loop-Service Level 1-Line Splitting-Zone 1 | | 1 | UEPSR UEPSB | UEABS | 10.82 | 36.54 | 16.87 | 0.00 | 0.00 | | | | | | |
| | | 2 Wire Analog Voice Grade Loop- Service Level 1-Line Splitting-Zone 2 | | 2 | UEPSR UEPSB | UEALS | 16.21 | 36.54 | 16.87 | 0.00 | 0.00 | | | | | | |
| | | 2 Wire Analog Voice Grade Loop- Service Level 1-Line Splitting-Zone 2 | | 2 | UEPSR UEPSB | UEABS | 16.21 | 36.54 | 16.87 | 0.00 | 0.00 | | | | | | |
| | | 2 Wire Analog Voice Grade Loop-Service Level 1-Line Splitting-Zone 3 | | 3 | UEPSR UEPSB | UEALS | 24.08 | 36.54 | 16.87 | 0.00 | 0.00 | | | | | | |
| | | 2 Wire Analog Voice Grade Loop-Service Level 1-Line Splitting-Zone 3 | | 3 | UEPSR UEPSB | UEABS | 24.08 | 36.54 | 16.87 | 0.00 | 0.00 | | | | | | |
| PHYSICAL COLLOCATION | | | | | | | | | | | | | | | | | |
| | | Physical Collocation-2 Wire Cross Connects (Loop) for Line Splitting | | | UEPSR UEPSB | PE1LS | 0.0309 | 19.77 | 14.95 | 0.00 | 0.00 | | | | | | |
| VIRTUAL COLLOCATION | | | | | | | | | | | | | | | | | |
| | | Virtual Collocation-2 Wire Cross Connects (Loop) for Line Splitting | | | UEPSR UEPSB | VE1LS | 0.0287 | 33.96 | 32.08 | 0.00 | 0.00 | | | | | | |
| UNBUNDLED DEDICATED TRANSPORT | | | | | | | | | | | | | | | | | |
| INTEROFFICE CHANNEL - DEDICATED TRANSPORT | | | | | | | | | | | | | | | | | |
| | | Interoffice Channel - 2-Wire Voice Grade - per mile | | | U1TVX | 1L5XX | 0.0095 | | | | | | | | | | |
| | | Interoffice Channel - 2-Wire Voice Grade - Facility Termination | | | U1TVX | U1TV2 | 12.12 | 39.36 | 26.62 | | | | | | | | |
| | | Interoffice Channel - 2-Wire Voice Grade Rev Bat. - per mile | | | U1TVX | 1L5XX | 0.0095 | | | | | | | | | | |
| | | Interoffice Channel - 2-Wire VG Rev Bat. - Facility Termination | | | U1TVX | U1TR2 | 12.12 | 39.36 | 26.62 | | | | | | | | |
| | | Interoffice Channel - 4-Wire Voice Grade - per mile | | | U1TVX | 1L5XX | 0.0095 | | | | | | | | | | |
| | | Interoffice Channel - 4- Wire Voice Grade - Facility Termination | | | U1TVX | U1TV4 | 10.19 | 39.36 | 26.62 | | | | | | | | |
| | | Interoffice Channel - 56 kbps - per mile | | | U1TDX | 1L5XX | 0.0095 | | | | | | | | | | |
| | | Interoffice Channel - 56 kbps - Facility Termination | | | U1TDX | U1TD5 | 7.47 | 39.37 | 26.62 | | | | | | | | |
| | | Interoffice Channel - 64 kbps - per mile | | | U1TDX | 1L5XX | 0.0095 | | | | | | | | | | |
| | | Interoffice Channel - 64 kbps - Facility Termination | | | U1TDX | U1TD6 | 7.47 | 39.37 | 26.62 | | | | | | | | |
| | | Interoffice Channel - DS1 - per mile | | | U1TD1 | 1L5XX | 0.1938 | | | | | | | | | | |
| | | Interoffice Channel - DS1 - Facility Termination | | | U1TD1 | U1TF1 | 31.06 | 86.69 | 79.44 | | | | | | | | |
| | | Interoffice Channel - DS3 - per mile | | | U1TD3 | 1L5XX | 4.44 | | | | | | | | | | |
| | | Interoffice Channel - DS3 - Facility Termination | | | U1TD3 | U1TF3 | 329.91 | 270.69 | 158.05 | | | | | | | | |
| | | Interoffice Channel - STS-1 - per mile | | | U1TS1 | 1L5XX | 4.44 | | | | | | | | | | |
| | | Interoffice Channel - STS-1 - Facility Termination | | | U1TS1 | U1TFS | 339.20 | 270.69 | 158.05 | | | | | | | | |
| HIGH CAPACITY UNBUNDLED LOCAL LOOP | | | | | | | | | | | | | | | | | |
| DS-3/STS-1 UNBUNDLED LOCAL LOOP - Stand Alone | | | | | | | | | | | | | | | | | |
| | | DS3 Unbundled Local Loop - per mile | | | UE3 | 1L5ND | 12.95 | | | | | | | | | | |
| | | DS3 Unbundled Local Loop - Facility Termination | | | UE3 | UE3PX | 229.90 | 438.46 | 256.30 | | | | | | | | |
| | | STS-1Unbundled Local Loop - per mile | | | UDLSX | 1L5ND | 12.95 | | | | | | | | | | |
| | | STS-1 Unbundled Local Loop - Facility Termination | | | UDLSX | UDLS1 | 257.82 | 438.46 | 256.30 | | | | | | | | |

| UNBUNDLED NETWORK ELEMENTS - North Carolina | | | | | | | | | | | | | | Att: 2 Exh: A | | | | | |
|---|---|---|---|--------------------------|---------|------------|----------|----------|--------------|--------|-------------------------|-------|----------------------------------|--------------------------------------|--|--|---|---|--|
| CATEGORY | RATE ELEMENTS | | | | Interim | Zone | BCS | USOC | RATES(\$) | | | | Svc Order Submitted Elec per LSR | Svc Order Submitted Manually per LSR | Incremental Charge - Manual Svc Order vs. Electronic-1st | Incremental Charge - Manual Svc Order vs. Electronic-Add'l | Incremental Charge - Manual Svc Order vs. Electronic-Disc 1st | Incremental Charge - Manual Svc Order vs. Electronic-Disc Add'l | |
| | | | | | | | | Rec | Nonrecurring | | Nonrecurring Disconnect | | OSS Rates(\$) | | | | | | |
| | | | | | | | | | First | Add'l | First | Add'l | SOME C | SOMAN | SOMAN | SOMAN | SOMAN | SOMAN | |
| UNBUNDLED DARK FIBER | | | | | | | | | | | | | | | | | | | |
| | Dark Fiber - Interoffice Transport, Per Four Fiber Strands, Per Route Mile Or Fraction Thereof | | | | | UDF, UDFCX | 1L5DF | 24.77 | | | | | | | | | | | |
| | Dark Fiber - Interoffice Transport, Per Four Fiber Strands, Per Route Mile Or Fraction Thereof | | | | | UDF, UDFCX | UDF14 | | 620.60 | 133.88 | | | | | | | | | |
| ENHANCED EXTENDED LINK (EELs) | | | | | | | | | | | | | | | | | | | |
| Network Elements Used in Combinations | | | | | | | | | | | | | | | | | | | |
| | 2-Wire VG Loop (SL2) in Combination - Zone 1 | | 1 | UNCVX | UEAL2 | 11.96 | 385.26 | 72.08 | | | | | | | | | | | |
| | 2-Wire VG Loop (SL2) in Combination - Zone 2 | | 2 | UNCVX | UEAL2 | 17.36 | 385.26 | 72.08 | | | | | | | | | | | |
| | 2-Wire VG Loop (SL2) in Combination - Zone 3 | | 3 | UNCVX | UEAL2 | 25.23 | 385.26 | 72.08 | | | | | | | | | | | |
| | 4-Wire Analog Voice Grade Loop in Combination - Zone 1 | | 1 | UNCVX | UEAL4 | 19.52 | 385.26 | 72.08 | | | | | | | | | | | |
| | 4-Wire Analog Voice Grade Loop in Combination - Zone 2 | | 2 | UNCVX | UEAL4 | 24.74 | 385.26 | 72.08 | | | | | | | | | | | |
| | 4-Wire Analog Voice Grade Loop in Combination - Zone 3 | | 3 | UNCVX | UEAL4 | 46.11 | 385.26 | 72.08 | | | | | | | | | | | |
| | 2-Wire ISDN Loop in Combination - Zone 1 | | 1 | UNCNX | U1L2X | 19.78 | 385.26 | 72.08 | | | | | | | | | | | |
| | 2-Wire ISDN Loop in Combination - Zone 2 | | 2 | UNCNX | U1L2X | 26.16 | 385.26 | 72.08 | | | | | | | | | | | |
| | 2-Wire ISDN Loop in Combination - Zone 3 | | 3 | UNCNX | U1L2X | 35.37 | 385.26 | 72.08 | | | | | | | | | | | |
| | 4-Wire 56Kbps Digital Grade Loop in Combination - Zone 1 | | 1 | UNCDX | UDL56 | 21.98 | 385.26 | 72.08 | | | | | | | | | | | |
| | 4-Wire 56Kbps Digital Grade Loop in Combination - Zone 2 | | 2 | UNCDX | UDL56 | 27.58 | 385.26 | 72.08 | | | | | | | | | | | |
| | 4-Wire 56Kbps Digital Grade Loop in Combination - Zone 3 | | 3 | UNCDX | UDL56 | 43.08 | 385.26 | 72.08 | | | | | | | | | | | |
| | 4-Wire 64Kbps Digital Grade Loop in Combination - Zone 1 | | 1 | UNCDX | UDL64 | 21.98 | 385.26 | 72.08 | | | | | | | | | | | |
| | 4-Wire 64Kbps Digital Grade Loop in Combination - Zone 2 | | 2 | UNCDX | UDL64 | 27.58 | 385.26 | 72.08 | | | | | | | | | | | |
| | 4-Wire 64Kbps Digital Grade Loop in Combination - Zone 3 | | 3 | UNCDX | UDL64 | 43.08 | 385.26 | 72.08 | | | | | | | | | | | |
| | 4-Wire DS1 Digital Loop in Combination - Zone 1 | | 1 | UNC1X | USLXX | 63.62 | 412.03 | 139.55 | | | | | | | | | | | |
| | 4-Wire DS1 Digital Loop in Combination - Zone 2 | | 2 | UNC1X | USLXX | 104.40 | 412.03 | 139.55 | | | | | | | | | | | |
| | 4-Wire DS1 Digital Loop in Combination - Zone 3 | | 3 | UNC1X | USLXX | 210.22 | 412.03 | 139.55 | | | | | | | | | | | |
| | DS3 Local Loop in combination - per mile | | | UNC3X | 1L5ND | 12.95 | | | | | | | | | | | | | |
| | DS3 Local Loop in combination - Facility Termination | | | UNC3X | UE3PX | 229.90 | 3,073.55 | 1,245.84 | | | | | | | | | | | |
| | STS-1 Local Loop in combination - per mile | | | UNC3X | 1L5ND | 12.95 | | | | | | | | | | | | | |
| | STS-1 Local Loop in combination - Facility Termination | | | UNC3X | UDLS1 | 257.82 | 3,073.55 | 1,245.84 | | | | | | | | | | | |
| | Interoffice Channel in combination - 2-wire VG - per mile | | | UNCVX | 1L5XX | 0.0095 | | | | | | | | | | | | | |
| | Interoffice Channel in combination - 2-wire VG - Facility Termination | | | UNCVX | U1TV2 | 12.12 | 131.81 | 78.34 | | | | | | | | | | | |
| | Interoffice Channel in combination - 4-wire VG - per mile | | | UNCVX | 1L5XX | 0.0095 | | | | | | | | | | | | | |
| | Interoffice Channel in combination - 4-wire VG - Facility Termination | | | UNCVX | U1TV4 | 10.19 | 131.81 | 78.34 | | | | | | | | | | | |
| | Interoffice Channel in combination - 4-wire 56 kbps - per mile | | | UNCDX | 1L5XX | 0.0095 | | | | | | | | | | | | | |
| | Interoffice Channel in combination - 4-wire 56 kbps - Facility Termination | | | UNCDX | U1TD5 | 7.47 | 131.81 | 78.34 | | | | | | | | | | | |
| | Interoffice Channel in combination - 4-wire 64 kbps - per mile | | | UNCDX | 1L5XX | 0.0095 | | | | | | | | | | | | | |
| | Interoffice Channel in combination - 4-wire 64 kbps - Facility Termination | | | UNCDX | U1TD6 | 7.47 | 131.81 | 78.34 | | | | | | | | | | | |
| | Interoffice Channel in combination - DS1 - per mile | | | UNC1X | 1L5XX | 0.1938 | | | | | | | | | | | | | |
| | Interoffice Channel in combination - DS1 Facility Termination | | | UNC1X | U1TF1 | 31.06 | 234.02 | 162.52 | | | | | | | | | | | |
| | Interoffice Channel in combination - DS3 - per mile | | | UNC3X | 1L5XX | 4.44 | | | | | | | | | | | | | |
| | Interoffice Channel in combination - DS3 - Facility Termination | | | UNC3X | U1TF3 | 329.91 | 802.81 | 146.02 | | | | | | | | | | | |
| | Interoffice Channel in combination - STS-1 - per mile | | | UNC3X | 1L5XX | 4.44 | | | | | | | | | | | | | |
| | Interoffice Channel in combination - STS-1 Facility Termination | | | UNC3X | U1TFS | 339.20 | 802.81 | 146.02 | | | | | | | | | | | |
| ADDITIONAL NETWORK ELEMENTS | | | | | | | | | | | | | | | | | | | |
| Optional Features & Functions: | | | | | | | | | | | | | | | | | | | |
| | Clear Channel Capability Extended Frame Option - per DS1 | I | | U1TD1, ULDD1, UNC1X | CCOEF | 0.00 | | | | | | | | | | | | | |
| | Clear Channel Capability Super FrameOption - per DS1 | I | | U1TD1, ULDD1, UNC1X | CCOSF | 0.00 | | | | | | | | | | | | | |
| | Clear Channel Capability (SF/ESF) Option - Subsequent Activity - per DS1 | I | | ULDD1, U1TD1, UNC1X, USL | NRCCC | 184.76 | 23.80 | 1.99 | 0.78 | | | | | | | | | | |
| | C-bit Parity Option - Subsequent Activity - per DS3 | i | | U1TD3, ULDD3, UE3, UNC3X | NRCC3 | 218.92 | 7.66 | 0.7576 | 0.00 | | | | | | | | | | |
| | DS1/DS0 Channel System | | | UNC1X | MQ1 | 70.84 | 170.57 | | | | | | | | | | | | |
| | DS3/DS1 Channel System | | | UNC3X, UNC3X | MQ3 | 84.32 | 0.00 | | | | | | | | | | | | |
| | Voice Grade COCI in combination | | | UNCVX | 1D1VG | 0.4329 | 54.14 | 17.51 | | | | | | | | | | | |
| | Voice Grade COCI - for 2W-SL2 & 4W Voice Grade Local Loop | | | UEA | 1D1VG | 0.4329 | 6.39 | 4.58 | | | | | | | | | | | |
| | Voice Grade COCI - for connection to a channelized DS1 Local Channel in the same SWC as collocation | | | U1TUC | 1D1VG | 0.4329 | 6.39 | 4.58 | | | | | | | | | | | |

| UNBUNDLED NETWORK ELEMENTS - North Carolina | | | | | | | | | | | Att: 2 Exh: A | | | | | |
|---|---|---------|------|---|--------|-----------|--------------|-------|-------------------------|----------------------------------|--------------------------------------|--|--|---|---|-------|
| CATEGORY | RATE ELEMENTS | Interim | Zone | BCS | USOC | RATES(\$) | | | | Svc Order Submitted Elec per LSR | Svc Order Submitted Manually per LSR | Incremental Charge - Manual Svc Order vs. Electronic-1st | Incremental Charge - Manual Svc Order vs. Electronic-Add'l | Incremental Charge - Manual Svc Order vs. Electronic-Disc 1st | Incremental Charge - Manual Svc Order vs. Electronic-Disc Add'l | |
| | | | | | | Rec | Nonrecurring | | Nonrecurring Disconnect | | OSS Rates(\$) | | | | | |
| | | | | | | | First | Add'l | First | Add'l | SOME C | SOMAN | SOMAN | SOMAN | SOMAN | SOMAN |
| | OCU-DP COCI (2.4-64kbs) in combination | | | UNC DX | 1D1DD | 0.9199 | 54.14 | 17.51 | | | | | | | | |
| | OCU-DP COCI (2.4-64kbs) - for Unbundled Digital Loop | | | UDL | 1D1DD | 0.9199 | 6.39 | 4.58 | | | | | | | | |
| | OCU-DP COCI (2.4-64kbs) - for connection to a channelized DS1 Local Channel in the same SWC as collocation | | | U1TUD | 1D1DD | 0.9199 | 6.39 | 4.58 | | | | | | | | |
| | 2-wire ISDN COCI (BRITE) in combination | | | UNCNX | UC1CA | 1.53 | 54.14 | 17.51 | | | | | | | | |
| | 2-wire ISDN COCI (BRITE) - for a Local Loop | | | UDN | UC1CA | 1.53 | 6.39 | 4.58 | | | | | | | | |
| | 2-wire ISDN COCI (BRITE) - for connection to a channelized DS1 Local Channel in the same SWC as collocation | | | U1TUB | UC1CA | 1.53 | 6.39 | 4.58 | | | | | | | | |
| | DS1 COCI in combination | | | UNC1X | UC1D1 | 8.43 | 54.14 | 17.51 | | | | | | | | |
| | DS1 COCI - for Stand Alone Local Channel | | | ULDD1 | UC1D1 | 8.43 | 6.39 | 4.58 | | | | | | | | |
| | DS1 COCI - for Stand Alone Interoffice Channel | | | U1TD1 | UC1D1 | 8.43 | 6.39 | 4.58 | | | | | | | | |
| | DS1 COCI - for DS1 Local Loop | | | USL, NTCD1 | UC1D1 | 8.43 | 6.39 | 4.58 | | | | | | | | |
| | DS1 COCI - for connection to a channelized DS1 Local Channel in the same SWC as collocation | | | U1TUA | UC1D1 | 8.43 | 6.39 | 4.58 | | | | | | | | |
| | Wholesale - UNE, Switch-As-Is Conversion Charge | | | UNCVX, UNCDX, UNC1X, UNC3X, UNCSX, UDFCX, XDH1X, HFQC6, XDD2X, XDV6X, XDDFX, XDD4X, HFRST, UNCNX | UNCCC | | 5.43 | 5.43 | | | | | | | | |
| | Unbundled Misc Rate Element, SNE SAI, Single Network Element - Switch As Is Non-recurring Charge, per circuit (LSR) | | | U1TVX, U1TDX, U1TD1, U1TD3, U1TS1, UDF, UE3 | URES L | | 36.90 | 16.15 | | | | | | | | |
| | Unbundled Misc Rate Element, SNE SAI, Single Network Element - Switch As Is Non-recurring Charge, incremental charge per circuit on a spreadsheet | | | U1TVX, U1TDX, U1TD1, U1TD3, U1TS1, UDF, UE3 | URES P | | 1.49 | 1.49 | | | | | | | | |
| Access to DCS - Customer Reconfiguration (FlexServ) | | | | | | | | | | | | | | | | |
| | Customer Reconfiguration Establishment | | | | | | 1.43 | 1.43 | | | | | | | | |
| | DS1 DCS Termination with DS0 Switching | | | | | 21.64 | 24.81 | 19.09 | | | | | | | | |
| | DS1 DCS Termination with DS1 Switching | | | | | 7.32 | 17.93 | 12.22 | | | | | | | | |
| | DS3 DCS Termination with DS1 Switching | | | | | 136.07 | 24.81 | 19.09 | | | | | | | | |
| Node (SynchroNet) | | | | | | | | | | | | | | | | |
| | Node per month | | | UNC DX | UNCNT | 16.00 | | | | | | | | | | |
| Service Rearrangements | | | | | | | | | | | | | | | | |
| | NRC - Change in Facility Assignment per circuit Service Rearrangement | I | | U1TVX, U1TDX, U1TUC, U1TUD, U1TUB, ULDVX, ULDDX, UNCVX, UNCDX, UNC1X | URETD | | 100.82 | 42.93 | | | | | | | | |
| | NRC - Change in Facility Assignment per circuit Project Management (added to CFA per circuit if project managed) | I | | U1TVX, U1TDX, U1TUC, U1TUD, U1TUB, ULDVX, ULDDX, UNCVX, UNCDX, UNC1X | URETB | | 3.18 | 3.18 | | | | | | | | |
| | NRC - Order Coordination Specific Time - Dedicated Transport | I | | UNC1X, UNC3X | OCOSR | | 18.89 | 18.89 | | | | | | | | |
| COMMINGLING | | | | | | | | | | | | | | | | |
| | Commingling Authorization | | | UNCVX, UNCDX, UNC1X, UNC3X, UNCSX, U1TD1, U1TD3, U1TS1, UE3, UDLSX, U1TVX, U1TDX, U1TUB, ULDVX, ULDD1, ULDD3, ULDS1 | CMGAU | 0.00 | 0.00 | 0.00 | | | | | | | | |
| Commingled (UNE part of single bandwidth circuit) | | | | | | | | | | | | | | | | |
| | Commingled VG COCI | | | XDV2X | 1D1VG | 0.4329 | 6.39 | 4.58 | | | | | | | | |
| | Commingled Digital COCI | | | XDV6X | 1D1DD | 0.9199 | 6.39 | 4.58 | | | | | | | | |
| | Commingled ISDN COCI | | | XDD4X | UC1CA | 1.53 | 6.39 | 4.58 | | | | | | | | |
| | Commingled 2-wire VG Interoffice Channel Facility Termination | | | XDV2X | U1TV2 | 12.12 | 39.36 | 26.62 | | | | | | | | |
| | Commingled 4-wire VG Interoffice Channel Facility Termination | | | XDV6X | U1TV4 | 10.19 | 39.36 | 26.62 | | | | | | | | |
| | Commingled 56kbps Interoffice Channel Facility Termination | | | XDD4X | U1TD5 | 7.47 | 39.37 | 26.62 | | | | | | | | |
| | Commingled 64kbps Interoffice Channel Facility Termination | | | XDD4X | U1TD6 | 7.47 | 39.37 | 26.62 | | | | | | | | |

UNBUNDLED NETWORK ELEMENTS - North Carolina

| UNBUNDLED NETWORK ELEMENTS - North Carolina | | | | | | | | | | Att: 2 Exh: A | | | | | |
|---|---|---------|------|---------------------|-------|-----------|--------------|--------|-------------------------|----------------------------------|--------------------------------------|--|--|---|---|
| CATEGORY | RATE ELEMENTS | Interim | Zone | BCS | USOC | RATES(\$) | | | | Svc Order Submitted Elec per LSR | Svc Order Submitted Manually per LSR | Incremental Charge - Manual Svc Order vs. Electronic-1st | Incremental Charge - Manual Svc Order vs. Electronic-Add'l | Incremental Charge - Manual Svc Order vs. Electronic-Disc 1st | Incremental Charge - Manual Svc Order vs. Electronic-Disc Add'l |
| | | | | | | Rec | Nonrecurring | | Nonrecurring Disconnect | | OSS Rates(\$) | | | | |
| | | | | | | | First | Add'l | First | Add'l | SOMEC | SOMAN | SOMAN | SOMAN | SOMAN |
| | Commingled VG/DS0 Interoffice Channel per mile | | | XDV2X, XDV6X, XDD4X | 1L5XX | 0.0095 | | | | | | | | | |
| | Commingled 2-wire Local Loop Zone 1 | | 1 | XDV2X | UEAL2 | 11.96 | 102.1 | 65.72 | | | | | | | |
| | Commingled 2-wire Local Loop Zone 2 | | 2 | XDV2X | UEAL2 | 17.36 | 102.1 | 65.72 | | | | | | | |
| | Commingled 2-wire Local Loop Zone 3 | | 3 | XDV2X | UEAL2 | 25.23 | 102.1 | 65.72 | | | | | | | |
| | Commingled 4-wire Local Loop Zone 1 | | 1 | XDV6X | UEAL4 | 19.52 | 127.4 | 91.02 | | | | | | | |
| | Commingled 4-wire Local Loop Zone 2 | | 2 | XDV6X | UEAL4 | 24.74 | 127.4 | 91.02 | | | | | | | |
| | Commingled 4-wire Local Loop Zone 3 | | 3 | XDV6X | UEAL4 | 46.11 | 127.4 | 91.02 | | | | | | | |
| | Commingled 56kbps Local Loop Zone 1 | | 1 | XDD4X | UDL56 | 21.98 | 121.86 | 85.48 | | | | | | | |
| | Commingled 56kbps Local Loop Zone 2 | | 2 | XDD4X | UDL56 | 27.58 | 121.86 | 85.48 | | | | | | | |
| | Commingled 56kbps Local Loop Zone 3 | | 3 | XDD4X | UDL56 | 43.08 | 121.86 | 85.48 | | | | | | | |
| | Commingled 64kbps Local Loop Zone 1 | | 1 | XDD4X | UDL64 | 21.98 | 121.86 | 85.48 | | | | | | | |
| | Commingled 64kbps Local Loop Zone 2 | | 2 | XDD4X | UDL64 | 27.58 | 121.86 | 85.48 | | | | | | | |
| | Commingled 64kbps Local Loop Zone 3 | | 3 | XDD4X | UDL64 | 43.08 | 121.86 | 85.48 | | | | | | | |
| | Commingled ISDN Local Loop Zone 1 | | 1 | XDD4X | U1L2X | 19.78 | 113.34 | 76.96 | | | | | | | |
| | Commingled ISDN Local Loop Zone 2 | | 2 | XDD4X | U1L2X | 26.16 | 113.34 | 76.96 | | | | | | | |
| | Commingled ISDN Local Loop Zone 3 | | 3 | XDD4X | U1L2X | 35.37 | 113.34 | 76.96 | | | | | | | |
| | Commingled DS1 COCI | | | XDH1X | UC1D1 | 8.43 | 6.39 | 4.58 | | | | | | | |
| | Commingled DS1 Interoffice Channel Facility Termination | | | XDH1X | U1TF1 | 31.19 | 86.69 | 79.44 | | | | | | | |
| | Commingled DS1 Interoffice Channel per mile | | | XDH1X | 1L5XX | 0.1938 | | | | | | | | | |
| | Commingled DS1/DS0 Channel System | | | XDH1X | MQ1 | 70.84 | 88.41 | 60.76 | | | | | | | |
| | Commingled DS1 Local Loop Zone 1 | | 1 | XDH1X | USLXX | 63.62 | 245.16 | 152.98 | | | | | | | |
| | Commingled DS1 Local Loop Zone 2 | | 2 | XDH1X | USLXX | 104.40 | 245.16 | 152.98 | | | | | | | |
| | Commingled DS1 Local Loop Zone 3 | | 3 | XDH1X | USLXX | 210.22 | 245.16 | 152.98 | | | | | | | |
| | Commingled DS3 Local Loop Facility Termination | | | HFQC6 | UE3PX | 229.90 | 438.46 | 256.3 | | | | | | | |
| | Commingled DS3/STS-1 Local Loop per mile | | | HFQC6, HFRST | 1L5ND | 12.95 | | | | | | | | | |
| | Commingled STS-1 Local Loop Facility Termination | | | HFRST | UDLS1 | 257.82 | 438.46 | 256.3 | | | | | | | |
| | Commingled DS3/DS1 Channel System | | | HFQC6 | MQ3 | 84.32 | 172.99 | 91.25 | | | | | | | |
| | Commingled DS3 Interoffice Channel Facility Termination | | | HFQC6 | U1TF3 | 329.91 | 270.69 | 158.05 | | | | | | | |
| | Commingled DS3 Interoffice Channel per mile | | | HFQC6 | 1L5XX | 4.44 | | | | | | | | | |
| | Commingled STS-1 Interoffice Channel Facility Termination | | | HFRST | U1TFS | 339.20 | 270.69 | 158.05 | | | | | | | |
| | Commingled STS-1 Interoffice Channel per mile | | | HFRST | 1L5XX | 4.44 | | | | | | | | | |
| | Commingled Dark Fiber - Interoffice Transport, Per Four Fiber Strands, Per Route Mile Or Fraction Thereof | | | HEQDL | 1L5DF | 24.77 | | | | | | | | | |
| | Commingled Dark Fiber - Interoffice Transport, Per Four Fiber Strands, Per Route Mile Or Fraction Thereof | | | HEQDL | UDF14 | | 620.60 | 133.88 | | | | | | | |
| | UNE to Commingled Conversion Tracking | | | XDH1X, HFQC6 | CMGUN | 0.00 | 0.00 | 0.00 | 0.00 | 0.00 | | | | | |
| | SPA to Commingled Conversion Tracking | | | XDH1X, HFQC6 | CMGSP | 0.00 | 0.00 | 0.00 | 0.00 | 0.00 | | | | | |
| LNP Query Service | | | | | | | | | | | | | | | |
| | LNP Charge Per query | | | | | 0.0007579 | | | | | | | | | |
| | LNP Service Establishment Manual | | | | | | 12.16 | | | | | | | | |
| | LNP Service Provisioning with Point Code Establishment | | | | | | 576.33 | 294.43 | | | | | | | |
| 911 PBX LOCATE | | | | | | | | | | | | | | | |
| 911 PBX LOCATE DATABASE CAPABILITY | | | | | | | | | | | | | | | |
| | Service Establishment per CLEC per End User Account | | | 9PBDC | 9PBEU | | 1,823.00 | | | | | | | | |
| | Changes to TN Range or Customer Profile | | | 9PBDC | 9PBTN | | 182.45 | | | | | | | | |
| | Per Telephone Number (Monthly) | | | 9PBDC | 9PBMM | 0.07 | | | | | | | | | |
| | Change Company (Service Provider) ID | | | 9PBDC | 9PBPC | | 535.57 | | | | | | | | |
| | PBX Locate Service Support per CLEC (Monthlt) | | | 9PBDC | 9PBMR | 165.63 | | | | | | | | | |
| | Service Order Charge | | | 9PBDC | 9PBSC | | 15.20 | | | | | | | | |
| 911 PBX LOCATE TRANSPORT COMPONENT | | | | | | | | | | | | | | | |
| See Att 3 | | | | | | | | | | | | | | | |
| Note: Rates displaying an "I" in Interim column are interim as a result of a Commission order. | | | | | | | | | | | | | | | |

| UNBUNDLED NETWORK ELEMENTS - South Carolina | | | | | | | | | | | Att: 2 Exh: A | | | | | |
|--|---|---------|------|--|-------|-----------|--------------|-------|-------------------------|----------------------------------|--------------------------------------|--|--|---|---|-------|
| CATEGORY | RATE ELEMENTS | Interim | Zone | BCS | USOC | RATES(\$) | | | | Svc Order Submitted Elec per LSR | Svc Order Submitted Manually per LSR | Incremental Charge - Manual Svc Order vs. Electronic-1st | Incremental Charge - Manual Svc Order vs. Electronic-Add'l | Incremental Charge - Manual Svc Order vs. Electronic-Disc 1st | Incremental Charge - Manual Svc Order vs. Electronic-Disc Add'l | |
| | | | | | | Rec | Nonrecurring | | Nonrecurring Disconnect | | OSS Rates(\$) | | | | | |
| | | | | | | | First | Add'l | First | Add'l | SOMEC | SOMAN | SOMAN | SOMAN | SOMAN | SOMAN |
| The "Zone" shown in the sections for stand-alone loops or loops as part of a combination refers to Geographically Deaveraged UNE Zones. To view Geographically Deaveraged UNE Zone Designations by Central Office, refer to internet Website: http://wholesale.att.com/ | | | | | | | | | | | | | | | | |
| OPERATIONS SUPPORT SYSTEMS (OSS) - "REGIONAL RATES" | | | | | | | | | | | | | | | | |
| NOTE: (1) CLEC should contact its contract negotiator if it prefers the "state specific" OSS charges as ordered by the State Commissions. The OSS charges currently contained in this rate exhibit are the AT&T "regional" service ordering charges. CLEC may elect either the state specific Commission ordered rates for the service ordering charges, or CLEC may elect the regional service ordering charge, however, CLEC can not obtain a mixture of the two regardless if CLEC has a interconnection contract established in each of the 9 states. | | | | | | | | | | | | | | | | |
| NOTE: (2) Any element that can be ordered electronically will be billed according to the SOMEC rate listed in this category. Please refer to AT&T's Local Ordering Handbook (LOH) to determine if a product can be ordered electronically. For those elements that cannot be ordered electronically at present per the LOH, the listed SOMEC rate in this category reflects the charge that would be billed to a CLEC once electronic ordering capabilities come on-line for that element. Otherwise, the manual ordering charge, SOMAN, will be applied to a CLECs bill when it submits an LSR to AT&T. | | | | | | | | | | | | | | | | |
| | OSS - Electronic Service Order Charge, Per Local Service Request (LSR) - UNE Only | | | | SOMEC | | 3.50 | 0.00 | 3.50 | 0.00 | | | | | | |
| | OSS - Manual Service Order Charge, Per Local Service Request (LSR) - UNE Only | | | | SOMAN | | 15.69 | 0.00 | 1.97 | 0.00 | | | | | | |
| UNE SERVICE DATE ADVANCEMENT CHARGE | | | | | | | | | | | | | | | | |
| NOTE: The Expedite charge will be maintained commensurate with BellSouth's FCC No.1 Tariff, Section 5 as applicable. | | | | | | | | | | | | | | | | |
| | UNE Expedite Charge per Circuit or Line Assignable USOC, per Day | | | UAL, UEANL, UCL, UEF, UDF, UEQ, UDL, UENTW, UDN, UEA, UHL, ULC, USL, U1T12, U1T48, U1TD1, U1TD3, U1TDX, U1TO3, U1TS1, U1TVX, UC1BC, UC1BL, UC1CC, UC1CL, UC1DC, UC1DL, UC1EC, UC1EL, UC1FC, UC1FL, UC1GC, UC1GL, UC1HC, UC1HL, UDL12, UDL48, UDLO3, UDLSX, UE3, ULD12, ULD48, ULDD1, ULDD3, ULDDX, ULDO3, ULDS1, ULDVX, UNC1X, UNC3X, UNCDX, UNCNX, UNCSX, UNCVX, UNLD1, UNLD3, UXTD1, UXTD3, UXTS1, U1TUC, U1TUD, U1TUB, U1TUA,NTCVG, NTCUD, NTCDD1 | SDASP | | 200.00 | | | | | | | | | |
| ORDER MODIFICATION CHARGE | | | | | | | | | | | | | | | | |
| | Order Modification Charge (OMC) | | | | | | 26.21 | 0.00 | 0.00 | 0.00 | | | | | | |
| | Order Modification Additional Dispatch Charge (OMCAD) | | | | | | 150.00 | 0.00 | 0.00 | 0.00 | | | | | | |
| UNBUNDLED EXCHANGE ACCESS LOOP | | | | | | | | | | | | | | | | |
| 2-WIRE ANALOG VOICE GRADE LOOP | | | | | | | | | | | | | | | | |
| | 2-Wire Analog Voice Grade Loop - Service Level 1- Zone 1 | | 1 | UEANL | UEAL2 | | 14.94 | 37.92 | 17.62 | 23.56 | 5.32 | | | | | |
| | 2-Wire Analog Voice Grade Loop - Service Level 1- Zone 2 | | 2 | UEANL | UEAL2 | | 21.39 | 37.92 | 17.62 | 23.56 | 5.32 | | | | | |
| | 2-Wire Analog Voice Grade Loop - Service Level 1- Zone 3 | | 3 | UEANL | UEAL2 | | 26.72 | 37.92 | 17.62 | 23.56 | 5.32 | | | | | |
| | 2-Wire Analog Voice Grade Loop - Service Level 1- Zone 1 | | 1 | UEANL | UEASL | | 14.94 | 37.92 | 17.62 | 23.56 | 5.32 | | | | | |
| | 2-Wire Analog Voice Grade Loop - Service Level 1- Zone 2 | | 2 | UEANL | UEASL | | 21.39 | 37.92 | 17.62 | 23.56 | 5.32 | | | | | |
| | 2-Wire Analog Voice Grade Loop - Service Level 1- Zone 3 | | 3 | UEANL | UEASL | | 26.72 | 37.92 | 17.62 | 23.56 | 5.32 | | | | | |
| | Tag Loop at End User Premise | | | UEANL | URETL | | | 8.95 | 0.88 | | | | | | | |
| | Loop Testing - Basic 1st Half Hour | | | UEANL | URET1 | | | 34.23 | 0.00 | | | | | | | |
| | Loop Testing - Basic Additional Half Hour | | | UEANL | URETA | | | 19.90 | 19.90 | | | | | | | |
| | Manual Order Coordination for UVL-SL1s (per loop) | | | UEANL | UEAMC | | | 8.17 | 8.17 | | | | | | | |
| | Order Coordination for Specified Conversion Time for UVL-SL1 (per LSR) | | | UEANL | OCOSL | | | 18.13 | 18.13 | | | | | | | |

| UNBUNDLED NETWORK ELEMENTS - South Carolina | | | | | | | | | | | Att: 2 Exh: A | | | | |
|---|--|---------|------|-------|--------|-----------|--------------|-------|-------------------------|----------------------------------|--------------------------------------|--|--|---|---|
| CATEGORY | RATE ELEMENTS | Interim | Zone | BCS | USOC | RATES(\$) | | | | Svc Order Submitted Elec per LSR | Svc Order Submitted Manually per LSR | Incremental Charge - Manual Svc Order vs. Electronic-1st | Incremental Charge - Manual Svc Order vs. Electronic-Add'l | Incremental Charge - Manual Svc Order vs. Electronic-Disc 1st | Incremental Charge - Manual Svc Order vs. Electronic-Disc Add'l |
| | | | | | | Rec | Nonrecurring | | Nonrecurring Disconnect | | OSS Rates(\$) | | | | |
| | | | | | | | First | Add'l | First | Add'l | SOMEC | SOMAN | SOMAN | SOMAN | SOMAN |
| | Unbundled Non-Design Voice Loop, billing for AT&T providing make-up (Engineering Information - E.I.) | | | UEANL | UEANM | | 13.47 | 13.47 | | | | | | | |
| | Unbundled Loop Service Rearrangement, change in loop facility, per circuit | | | UEANL | UREWO | | 15.81 | 8.96 | 23.56 | 5.32 | | | | | |
| | Bulk Migration, per 2 Wire Voice Loop-SL1 | | | UEANL | UREPN | | 37.92 | 17.62 | 23.56 | 5.32 | | | | | |
| | Bulk Migration Order Coordination, per 2 Wire Voice Loop-SL1 | | | UEANL | UREPM | | 8.17 | 8.17 | | | | | | | |
| 2-WIRE Unbundled COPPER LOOP | | | | | | | | | | | | | | | |
| | 2-Wire Unbundled Copper Loop - Non-Designed Zone 1 | | 1 | UEQ | UEQ2X | 12.94 | 36.40 | 16.10 | 22.66 | 4.42 | | | | | |
| | 2 Wire Unbundled Copper Loop - Non-Designed - Zone 2 | | 2 | UEQ | UEQ2X | 14.51 | 36.40 | 16.10 | 22.66 | 4.42 | | | | | |
| | 2 Wire Unbundled Copper Loop - Non-Designed - Zone 3 | | 3 | UEQ | UEQ2X | 15.02 | 36.40 | 16.10 | 22.66 | 4.42 | | | | | |
| | Unbundled Miscellaneous Rate Element, Tag Loop at End User Premise | | | UEQ | URETL | | 8.95 | 0.88 | | | | | | | |
| | Loop Testing - Basic 1st Half Hour | | | UEQ | URET1 | | 34.23 | 0.00 | | | | | | | |
| | Loop Testing - Basic Additional Half Hour | | | UEQ | URETA | | 19.90 | 19.90 | | | | | | | |
| | Manual Order Coordination 2 Wire Unbundled Copper Loop - Non-Designed (per loop) | | | UEQ | USBMC | | 8.17 | 8.17 | | | | | | | |
| | Unbundled Copper Loop - Non-Design billing for AT&T providing make-up (Engineering Information - E.I.) | | | UEQ | UEQMU | | 13.47 | 13.47 | | | | | | | |
| | Unbundled Loop Service Rearrangement, change in loop facility, per circuit | | | UEQ | UREWO | | 14.30 | 7.45 | 22.66 | 4.42 | | | | | |
| | Bulk Migration, per 2 Wire UCL-ND | | | UEQ | UREPN | | 36.40 | 16.10 | 22.66 | 4.42 | | | | | |
| | Bulk Migration Order Coordination, per 2 Wire UCL-ND | | | UEQ | UREPM | | 8.17 | 8.17 | | | | | | | |
| UNBUNDLED EXCHANGE ACCESS LOOP | | | | | | | | | | | | | | | |
| 2-WIRE ANALOG VOICE GRADE LOOP | | | | | | | | | | | | | | | |
| | 2-Wire Analog Voice Grade Loop - Service Level 2 w/Loop or Ground Start Signaling - Zone 1 | | 1 | UEA | UEAL2 | 16.68 | 105.98 | 68.43 | 53.05 | 10.61 | | | | | |
| | 2-Wire Analog Voice Grade Loop - Service Level 2 w/Loop or Ground Start Signaling - Zone 2 | | 2 | UEA | UEAL2 | 23.13 | 105.98 | 68.43 | 53.05 | 10.61 | | | | | |
| | 2-Wire Analog Voice Grade Loop - Service Level 2 w/Loop or Ground Start Signaling - Zone 3 | | 3 | UEA | UEAL2 | 28.46 | 105.98 | 68.43 | 53.05 | 10.61 | | | | | |
| | 2-Wire Analog Voice Grade Loop - Service Level 2 w/Reverse Battery Signaling - Zone 1 | | 1 | UEA | UEAR2 | 16.68 | 105.98 | 68.43 | 53.05 | 10.61 | | | | | |
| | 2-Wire Analog Voice Grade Loop - Service Level 2 w/Reverse Battery Signaling - Zone 2 | | 2 | UEA | UEAR2 | 23.13 | 105.98 | 68.43 | 53.05 | 10.61 | | | | | |
| | 2-Wire Analog Voice Grade Loop - Service Level 2 w/Reverse Battery Signaling - Zone 3 | | 3 | UEA | UEAR2 | 28.46 | 105.98 | 68.43 | 53.05 | 10.61 | | | | | |
| | Switch-As-Is Conversion rate per UNE Loop, Single LSR, (per DS0) | | | UEA | URES L | | 24.88 | 3.51 | | | | | | | |
| | Switch-As-Is Conversion rate per UNE Loop, Spreadsheet, (per DS0) | | | UEA | URES P | | 26.37 | 4.99 | | | | | | | |
| | Unbundled Loop Service Rearrangement, change in loop facility, per circuit | | | UEA | UREWO | | 87.90 | 36.44 | | | | | | | |
| | Loop Tagging - Service Level 2 (SL2) | | | UEA | URETL | | 11.24 | 1.10 | | | | | | | |
| | Bulk Migration, per 2 Wire Voice Loop-SL2 | | | UEA | UREPN | | 105.98 | 68.43 | | | | | | | |
| | Bulk Migration Order Coordination, per 2 Wire Voice Loop-SL2 | | | UEA | UREPM | | 0.00 | 0.00 | | | | | | | |
| 4-WIRE ANALOG VOICE GRADE LOOP | | | | | | | | | | | | | | | |
| | 4-Wire Analog Voice Grade Loop - Zone 1 | | 1 | UEA | UEAL4 | 32.59 | 132.38 | 94.83 | 59.35 | 14.61 | | | | | |
| | 4-Wire Analog Voice Grade Loop - Zone 2 | | 2 | UEA | UEAL4 | 43.89 | 132.38 | 94.83 | 59.35 | 14.61 | | | | | |
| | 4-Wire Analog Voice Grade Loop - Zone 3 | | 3 | UEA | UEAL4 | 43.38 | 132.38 | 94.83 | 59.35 | 14.61 | | | | | |
| | Switch-As-Is Conversion rate per UNE Loop, Single LSR, (per DS0) | | | UEA | URES L | | 24.88 | 3.51 | | | | | | | |
| | Switch-As-Is Conversion rate per UNE Loop, Spreadsheet, (per DS0) | | | UEA | URES P | | 26.37 | 4.99 | | | | | | | |
| | Unbundled Loop Service Rearrangement, change in loop facility, per circuit | | | UEA | UREWO | | 87.90 | 36.44 | | | | | | | |
| 2-WIRE ISDN DIGITAL GRADE LOOP | | | | | | | | | | | | | | | |
| | 2-Wire ISDN Digital Grade Loop - Zone 1 | | 1 | UDN | U1L2X | 25.21 | 117.58 | 80.03 | 53.05 | 10.61 | | | | | |
| | 2-Wire ISDN Digital Grade Loop - Zone 2 | | 2 | UDN | U1L2X | 32.76 | 117.58 | 80.03 | 53.05 | 10.61 | | | | | |
| | 2-Wire ISDN Digital Grade Loop - Zone 3 | | 3 | UDN | U1L2X | 37.70 | 117.58 | 80.03 | 53.05 | 10.61 | | | | | |
| | Unbundled Loop Service Rearrangement, change in loop facility, per circuit | | | UDN | UREWO | | 91.82 | 44.25 | | | | | | | |
| 2-WIRE ASYMMETRICAL DIGITAL SUBSCRIBER LINE (ADSL) COMPATIBLE LOOP | | | | | | | | | | | | | | | |
| | 2 Wire Unbundled ADSL Loop including manual service inquiry & facility reservation - Zone 1 | | 1 | UAL | UAL2X | 12.19 | 120.84 | 70.56 | 50.37 | 7.93 | | | | | |

| UNBUNDLED NETWORK ELEMENTS - South Carolina | | | | | | | | | | | Att: 2 Exh: A | | | | |
|--|---|---------|------|-----|-------|-----------|--------------|--------|-------------------------|----------------------------------|--------------------------------------|--|--|---|---|
| CATEGORY | RATE ELEMENTS | Interim | Zone | BCS | USOC | RATES(\$) | | | | Svc Order Submitted Elec per LSR | Svc Order Submitted Manually per LSR | Incremental Charge - Manual Svc Order vs. Electronic-1st | Incremental Charge - Manual Svc Order vs. Electronic-Add'l | Incremental Charge - Manual Svc Order vs. Electronic-Disc 1st | Incremental Charge - Manual Svc Order vs. Electronic-Disc Add'l |
| | | | | | | Rec | Nonrecurring | | Nonrecurring Disconnect | | OSS Rates(\$) | | | | |
| | | | | | | | First | Add'l | First | Add'l | SOMEC | SOMAN | SOMAN | SOMAN | SOMAN |
| | 2 Wire Unbundled ADSL Loop including manual service inquiry & facility reservation - Zone 2 | | 2 | UAL | UAL2X | 13.71 | 120.84 | 70.56 | 50.37 | 7.93 | | | | | |
| | 2 Wire Unbundled ADSL Loop including manual service inquiry & facility reservation - Zone 3 | | 3 | UAL | UAL2X | 14.14 | 120.84 | 70.56 | 50.37 | 7.93 | | | | | |
| | 2 Wire Unbundled ADSL Loop without manual service inquiry & facility reservation - Zone 1 | | 1 | UAL | UAL2W | 12.19 | 95.81 | 57.82 | 50.37 | 7.93 | | | | | |
| | 2 Wire Unbundled ADSL Loop without manual service inquiry & facility reservation - Zone 2 | | 2 | UAL | UAL2W | 13.71 | 95.81 | 57.82 | 50.37 | 7.93 | | | | | |
| | 2 Wire Unbundled ADSL Loop without manual service inquiry & facility reservation - Zone 3 | | 3 | UAL | UAL2W | 14.14 | 95.81 | 57.82 | 50.37 | 7.93 | | | | | |
| | Unbundled Loop Service Rearrangement, change in loop facility, per circuit | | | UAL | UREWO | | 86.38 | 40.48 | | | | | | | |
| 2-WIRE HIGH BIT RATE DIGITAL SUBSCRIBER LINE (HDSL) COMPATIBLE LOOP | | | | | | | | | | | | | | | |
| | 2 Wire Unbundled HDSL Loop including manual service inquiry & facility reservation - Zone 1 | | 1 | UHL | UHL2X | 9.58 | 129.52 | 79.24 | 50.37 | 7.93 | | | | | |
| | 2 Wire Unbundled HDSL Loop including manual service inquiry & facility reservation - Zone 2 | | 2 | UHL | UHL2X | 10.92 | 129.52 | 79.24 | 50.37 | 7.93 | | | | | |
| | 2 Wire Unbundled HDSL Loop including manual service inquiry & facility reservation - Zone 3 | | 3 | UHL | UHL2X | 11.40 | 129.52 | 79.24 | 50.37 | 7.93 | | | | | |
| | 2 Wire Unbundled HDSL Loop without manual service inquiry and facility reservation - Zone 1 | | 1 | UHL | UHL2W | 9.58 | 104.49 | 66.50 | 50.37 | 7.93 | | | | | |
| | 2 Wire Unbundled HDSL Loop without manual service inquiry and facility reservation - Zone 2 | | 2 | UHL | UHL2W | 10.92 | 104.49 | 66.50 | 50.37 | 7.93 | | | | | |
| | 2 Wire Unbundled HDSL Loop without manual service inquiry and facility reservation - Zone 3 | | 3 | UHL | UHL2W | 11.40 | 104.49 | 66.50 | 50.37 | 7.93 | | | | | |
| | Unbundled Loop Service Rearrangement, change in loop facility, per circuit | | | UHL | UREWO | | 86.32 | 40.48 | | | | | | | |
| 4-WIRE HIGH BIT RATE DIGITAL SUBSCRIBER LINE (HDSL) COMPATIBLE LOOP | | | | | | | | | | | | | | | |
| | 4 Wire Unbundled HDSL Loop including manual service inquiry and facility reservation - Zone 1 | | 1 | UHL | UHL4X | 16.02 | 158.18 | 107.89 | 55.12 | 10.38 | | | | | |
| | 4-Wire Unbundled HDSL Loop including manual service inquiry and facility reservation - Zone 2 | | 2 | UHL | UHL4X | 14.33 | 158.18 | 107.89 | 55.12 | 10.38 | | | | | |
| | 4-Wire Unbundled HDSL Loop including manual service inquiry and facility reservation - Zone 3 | | 3 | UHL | UHL4X | 16.84 | 158.18 | 107.89 | 55.12 | 10.38 | | | | | |
| | 4-Wire Unbundled HDSL Loop without manual service inquiry and facility reservation - Zone 1 | | 1 | UHL | UHL4W | 16.02 | 133.14 | 95.16 | 55.12 | 10.38 | | | | | |
| | 4-Wire Unbundled HDSL Loop without manual service inquiry and facility reservation - Zone 2 | | 2 | UHL | UHL4W | 14.33 | 133.14 | 95.16 | 55.12 | 10.38 | | | | | |
| | 4-Wire Unbundled HDSL Loop without manual service inquiry and facility reservation - Zone 3 | | 3 | UHL | UHL4W | 16.84 | 133.14 | 95.16 | 55.12 | 10.38 | | | | | |
| | Unbundled Loop Service Rearrangement, change in loop facility, per circuit | | | UHL | UREWO | | 86.32 | 40.48 | | | | | | | |
| 4-WIRE DS1 DIGITAL LOOP | | | | | | | | | | | | | | | |
| | 4-Wire DS1 Digital Loop - Zone 1 | | 1 | USL | USLXX | 79.51 | 253.03 | 157.89 | 44.80 | 11.73 | | | | | |
| | 4-Wire DS1 Digital Loop - Zone 2 | | 2 | USL | USLXX | 136.00 | 253.03 | 157.89 | 44.80 | 11.73 | | | | | |
| | 4-Wire DS1 Digital Loop - Zone 3 | | 3 | USL | USLXX | 229.15 | 253.03 | 157.89 | 44.80 | 11.73 | | | | | |
| | Switch-As-Is Conversion rate per UNE Loop, Single LSR, (per DS1) | | | USL | URES | | 24.88 | 3.51 | | | | | | | |
| | Switch-As-Is Conversion rate per UNE Loop, Spreadsheet, (per DS1) | | | USL | URES | | 26.37 | 4.99 | | | | | | | |
| | Unbundled Loop Service Rearrangement, change in loop facility, per circuit | | | USL | UREWO | | 101.30 | 43.13 | | | | | | | |
| 4-WIRE 19.2, 56 OR 64 KBPS DIGITAL GRADE LOOP | | | | | | | | | | | | | | | |
| | 4 Wire Unbundled Digital Loop 2.4 Kbps - Zone 1 | | 1 | UDL | UDL2X | 29.93 | 126.66 | 89.12 | 59.35 | 14.61 | | | | | |
| | 4 Wire Unbundled Digital Loop 2.4 Kbps - Zone 2 | | 2 | UDL | UDL2X | 33.99 | 126.66 | 89.12 | 59.35 | 14.61 | | | | | |
| | 4 Wire Unbundled Digital Loop 2.4 Kbps - Zone 3 | | 3 | UDL | UDL2X | 34.74 | 126.66 | 89.12 | 59.35 | 14.61 | | | | | |
| | 4 Wire Unbundled Digital Loop 4.8 Kbps - Zone 1 | | 1 | UDL | UDL4X | 29.93 | 126.66 | 89.12 | 59.35 | 14.61 | | | | | |
| | 4 Wire Unbundled Digital Loop 4.8 Kbps - Zone 2 | | 2 | UDL | UDL4X | 33.99 | 126.66 | 89.12 | 59.35 | 14.61 | | | | | |
| | 4 Wire Unbundled Digital Loop 4.8 Kbps - Zone 3 | | 3 | UDL | UDL4X | 34.74 | 126.66 | 89.12 | 59.35 | 14.61 | | | | | |
| | 4 Wire Unbundled Digital Loop 9.6 Kbps - Zone 1 | | 1 | UDL | UDL9X | 29.93 | 126.66 | 89.12 | 59.35 | 14.61 | | | | | |
| | 5 Wire Unbundled Digital Loop 9.6 Kbps - Zone 2 | | 2 | UDL | UDL9X | 33.99 | 126.66 | 89.12 | 59.35 | 14.61 | | | | | |
| | 6 Wire Unbundled Digital Loop 9.6 Kbps - Zone 3 | | 3 | UDL | UDL9X | 34.74 | 126.66 | 89.12 | 59.35 | 14.61 | | | | | |
| | 4 Wire Unbundled Digital 19.2 Kbps - Zone 1 | | 1 | UDL | UDL19 | 29.93 | 126.66 | 89.12 | 59.35 | 14.61 | | | | | |
| | 4 Wire Unbundled Digital 19.2 Kbps - Zone 2 | | 2 | UDL | UDL19 | 33.99 | 126.66 | 89.12 | 59.35 | 14.61 | | | | | |

| UNBUNDLED NETWORK ELEMENTS - South Carolina | | | | | | | | | | | Att: 2 Exh: A | | | | | |
|--|--|---------|------|------------------------------|-------|-----------|--------------|-------|-------------------------|-------|----------------------------------|--------------------------------------|--|--|---|---|
| CATEGORY | RATE ELEMENTS | Interim | Zone | BCS | USOC | RATES(\$) | | | | | Svc Order Submitted Elec per LSR | Svc Order Submitted Manually per LSR | Incremental Charge - Manual Svc Order vs. Electronic-1st | Incremental Charge - Manual Svc Order vs. Electronic-Add'l | Incremental Charge - Manual Svc Order vs. Electronic-Disc 1st | Incremental Charge - Manual Svc Order vs. Electronic-Disc Add'l |
| | | | | | | Rec | Nonrecurring | | Nonrecurring Disconnect | | OSS Rates(\$) | | | | | |
| | | | | | | | First | Add'l | First | Add'l | SOMEc | SOMAN | SOMAN | SOMAN | SOMAN | SOMAN |
| | 4 Wire Unbundled Digital 19.2 Kbps - Zone 3 | | 3 | UDL | UDL19 | 34.74 | 126.66 | 89.12 | 59.35 | 14.61 | | | | | | |
| | 4 Wire Unbundled Digital Loop 56 Kbps - Zone 1 | | 1 | UDL | UDL56 | 29.93 | 126.66 | 89.12 | 59.35 | 14.61 | | | | | | |
| | 4 Wire Unbundled Digital Loop 56 Kbps - Zone 2 | | 2 | UDL | UDL56 | 33.99 | 126.66 | 89.12 | 59.35 | 14.61 | | | | | | |
| | 4 Wire Unbundled Digital Loop 56 Kbps - Zone 3 | | 3 | UDL | UDL56 | 34.74 | 126.66 | 89.12 | 59.35 | 14.61 | | | | | | |
| | 4 Wire Unbundled Digital Loop 64 Kbps - Zone 1 | | 1 | UDL | UDL64 | 29.93 | 126.66 | 89.12 | 59.35 | 14.61 | | | | | | |
| | 4 Wire Unbundled Digital Loop 64 Kbps - Zone 2 | | 2 | UDL | UDL64 | 33.99 | 126.66 | 89.12 | 59.35 | 14.61 | | | | | | |
| | 4 Wire Unbundled Digital Loop 64 Kbps - Zone 3 | | 3 | UDL | UDL64 | 34.74 | 126.66 | 89.12 | 59.35 | 14.61 | | | | | | |
| | Switch-As-Is Conversion rate per UNE Loop, Single LSR, (per DS0) | | | UDL | URES | | 24.88 | 3.51 | | | | | | | | |
| | Switch-As-Is Conversion rate per UNE Loop, Spreadsheet, (per DS0) | | | UDL | URESP | | 26.37 | 4.99 | | | | | | | | |
| | Unbundled Loop Service Rearrangement, change in loop facility, per circuit | | | UDL | UREWO | | 102.34 | 49.85 | | | | | | | | |
| 2-WIRE Unbundled COPPER LOOP | | | | | | | | | | | | | | | | |
| | 2-Wire Unbundled Copper Loop-Designed including manual service inquiry & facility reservation - Zone 1 | | 1 | UCL | UCLPB | 12.19 | 119.91 | 69.62 | 50.37 | 7.93 | | | | | | |
| | 2-Wire Unbundled Copper Loop-Designed including manual service inquiry & facility reservation - Zone 2 | | 2 | UCL | UCLPB | 13.71 | 119.91 | 69.62 | 50.37 | 7.93 | | | | | | |
| | 2 Wire Unbundled Copper Loop-Designed including manual service inquiry & facility reservation - Zone 3 | | 3 | UCL | UCLPB | 14.14 | 119.91 | 69.62 | 50.37 | 7.93 | | | | | | |
| | 2-Wire Unbundled Copper Loop-Designed without manual service inquiry and facility reservation - Zone 1 | | 1 | UCL | UCLPW | 12.19 | 94.87 | 56.89 | 50.37 | 7.93 | | | | | | |
| | 2-Wire Unbundled Copper Loop-Designed without manual service inquiry and facility reservation - Zone 2 | | 2 | UCL | UCLPW | 13.71 | 94.87 | 56.89 | 50.37 | 7.93 | | | | | | |
| | 2-Wire Unbundled Copper Loop-Designed without manual service inquiry and facility reservation - Zone 3 | | 3 | UCL | UCLPW | 14.14 | 94.87 | 56.89 | 50.37 | 7.93 | | | | | | |
| | Order Coordination for Unbundled Copper Loops (per loop) | | | UCL | UCLMC | | 8.17 | 8.17 | | | | | | | | |
| | Unbundled Loop Service Rearrangement, change in loop facility, per circuit | | | UCL | UREWO | | 94.87 | 42.57 | | | | | | | | |
| 4-WIRE COPPER LOOP | | | | | | | | | | | | | | | | |
| | 4-Wire Copper Loop-Designed including manual service inquiry and facility reservation - Zone 1 | | 1 | UCL | UCL4S | 19.64 | 144.17 | 93.88 | 55.12 | 10.38 | | | | | | |
| | 4-Wire Copper Loop-Designed including manual service inquiry and facility reservation - Zone 2 | | 2 | UCL | UCL4S | 20.90 | 144.17 | 93.88 | 55.12 | 10.38 | | | | | | |
| | 4-Wire Copper Loop-Designed including manual service inquiry and facility reservation - Zone 3 | | 3 | UCL | UCL4S | 19.34 | 144.17 | 93.88 | 55.12 | 10.38 | | | | | | |
| | 4-Wire Copper Loop-Designed without manual service inquiry and facility reservation - Zone 1 | | 1 | UCL | UCL4W | 19.64 | 119.13 | 81.15 | 55.12 | 10.38 | | | | | | |
| | 4-Wire Copper Loop-Designed without manual service inquiry and facility reservation - Zone 2 | | 2 | UCL | UCL4W | 20.90 | 119.13 | 81.15 | 55.12 | 10.38 | | | | | | |
| | 4-Wire Copper Loop-Designed without manual service inquiry and facility reservation - Zone 3 | | 3 | UCL | UCL4W | 19.34 | 119.13 | 81.15 | 55.12 | 10.38 | | | | | | |
| | Order Coordination for Unbundled Copper Loops (per loop) | | | UCL | UCLMC | | 8.17 | 8.17 | | | | | | | | |
| | Unbundled Loop Service Rearrangement, change in loop facility, per circuit | | | UCL | UREWO | | 94.87 | 42.57 | | | | | | | | |
| | Order Coordination for Specified Conversion Time (per LSR) | | | UEA, UDN, UAL, UHL, UDL, USL | OCOSL | | 18.13 | | | | | | | | | |
| Rearrangements | | | | | | | | | | | | | | | | |
| | EEL to UNE-L Retermination, per 2 Wire Unbundled Voice Loop-SL2 | | | UEA | UREEL | | 87.90 | 36.44 | | | | | | | | |
| | EEL to UNE-L Retermination, per 4 Wire Unbundled Voice Loop | | | UEA | UREEL | | 87.90 | 36.44 | | | | | | | | |
| | EEL to UNE-L Retermination, per 2 Wire ISDN Loop | | | UDN | UREEL | | 91.82 | 44.25 | | | | | | | | |
| | EEL to UNE-L Retermination, per 4 Wire Unbundled Digital Loop | | | UDL | UREEL | | 102.34 | 49.85 | | | | | | | | |
| | EEL to UNE-L Retermination, per 4 Wire Unbundled DS1 Loop | | | USL | UREEL | | 101.30 | 43.13 | | | | | | | | |
| UNE LOOP COMMINGLING | | | | | | | | | | | | | | | | |
| 2-WIRE ANALOG VOICE GRADE LOOP - COMMINGLING | | | | | | | | | | | | | | | | |
| | 2-Wire Analog Voice Grade Loop - Service Level 2 w/Loop or Ground Start Signaling - Zone 1 | | 1 | NTCVG | UEAL2 | 16.68 | 105.98 | 68.43 | 53.05 | 10.61 | | | | | | |
| | 2-Wire Analog Voice Grade Loop - Service Level 2 w/Loop or Ground Start Signaling - Zone 2 | | 2 | NTCVG | UEAL2 | 23.13 | 105.98 | 68.43 | 53.05 | 10.61 | | | | | | |
| | 2-Wire Analog Voice Grade Loop - Service Level 2 w/Loop or Ground Start Signaling - Zone 3 | | 3 | NTCVG | UEAL2 | 28.46 | 105.98 | 68.43 | 53.05 | 10.61 | | | | | | |

| UNBUNDLED NETWORK ELEMENTS - South Carolina | | | | | | | | | | | | Att: 2 Exh: A | | | | |
|---|---|---------|------|---------------------|-------|-----------|--------------|--------|-------------------------|-------|----------------------------------|--------------------------------------|--|--|---|---|
| CATEGORY | RATE ELEMENTS | Interim | Zone | BCS | USOC | RATES(\$) | | | | | Svc Order Submitted Elec per LSR | Svc Order Submitted Manually per LSR | Incremental Charge - Manual Svc Order vs. Electronic-1st | Incremental Charge - Manual Svc Order vs. Electronic-Add'l | Incremental Charge - Manual Svc Order vs. Electronic-Disc 1st | Incremental Charge - Manual Svc Order vs. Electronic-Disc Add'l |
| | | | | | | Rec | Nonrecurring | | Nonrecurring Disconnect | | OSS Rates(\$) | | | | | |
| | | | | | | | First | Add'l | First | Add'l | SOMECE | SOMAN | SOMAN | SOMAN | SOMAN | SOMAN |
| | 2-Wire Analog Voice Grade Loop - Service Level 2 w/Reverse Battery Signaling - Zone 1 | | 1 | NTCVG | UEAR2 | 16.68 | 105.98 | 68.43 | 53.05 | 10.61 | | | | | | |
| | 2-Wire Analog Voice Grade Loop - Service Level 2 w/Reverse Battery Signaling - Zone 2 | | 2 | NTCVG | UEAR2 | 23.13 | 105.98 | 68.43 | 53.05 | 10.61 | | | | | | |
| | 2-Wire Analog Voice Grade Loop - Service Level 2 w/Reverse Battery Signaling - Zone 3 | | 3 | NTCVG | UEAR2 | 28.46 | 105.98 | 68.43 | 53.05 | 10.61 | | | | | | |
| | Switch-As-Is Conversion rate per UNE Loop, Single LSR, (per DS0) | | | NTCVG | URES | | 24.88 | 3.51 | | | | | | | | |
| | Switch-As-Is Conversion rate per UNE Loop, Spreadsheet, (per DS0) | | | NTCVG | URES | | 26.37 | 4.99 | | | | | | | | |
| | Unbundled Loop Service Rearrangement, change in loop facility, per circuit | | | NTCVG | UREWO | | 87.90 | 36.44 | | | | | | | | |
| | Loop Tagging - Service Level 2 (SL2) | | | NTCVG | URETL | | 11.24 | 1.10 | | | | | | | | |
| 4-WIRE ANALOG VOICE GRADE LOOP | | | | | | | | | | | | | | | | |
| | 4-Wire Analog Voice Grade Loop - Zone 1 | | 1 | NTCVG | UEAL4 | 32.59 | 132.38 | 94.83 | 59.35 | 14.61 | | | | | | |
| | 4-Wire Analog Voice Grade Loop - Zone 2 | | 2 | NTCVG | UEAL4 | 43.89 | 132.38 | 94.83 | 59.35 | 14.61 | | | | | | |
| | 4-Wire Analog Voice Grade Loop - Zone 3 | | 3 | NTCVG | UEAL4 | 43.38 | 132.38 | 94.83 | 59.35 | 14.61 | | | | | | |
| | Switch-As-Is Conversion rate per UNE Loop, Single LSR, (per DS0) | | | NTCVG | URES | | 24.88 | 3.51 | | | | | | | | |
| | Switch-As-Is Conversion rate per UNE Loop, Spreadsheet, (per DS0) | | | NTCVG | URES | | 26.37 | 4.99 | | | | | | | | |
| | Unbundled Loop Service Rearrangement, change in loop facility, per circuit | | | NTCVG | UREWO | | 87.90 | 36.44 | | | | | | | | |
| 4-WIRE DS1 DIGITAL LOOP - COMMINGLING | | | | | | | | | | | | | | | | |
| | 4-Wire DS1 Digital Loop - Zone 1 | | 1 | NTCD1 | USLXX | 79.51 | 253.03 | 157.89 | 44.80 | 11.73 | | | | | | |
| | 4-Wire DS1 Digital Loop - Zone 2 | | 2 | NTCD1 | USLXX | 136.00 | 253.03 | 157.89 | 44.80 | 11.73 | | | | | | |
| | 4-Wire DS1 Digital Loop - Zone 3 | | 3 | NTCD1 | USLXX | 229.15 | 253.03 | 157.89 | 44.80 | 11.73 | | | | | | |
| | Switch-As-Is Conversion rate per UNE Loop, Single LSR, (per DS1) | | | NTCD1 | URES | | 24.88 | 3.51 | | | | | | | | |
| | Switch-As-Is Conversion rate per UNE Loop, Spreadsheet, (per DS1) | | | NTCD1 | URES | | 26.37 | 4.99 | | | | | | | | |
| | Unbundled Loop Service Rearrangement, change in loop facility, per circuit | | | NTCD1 | UREWO | | 101.30 | 43.13 | | | | | | | | |
| 4-WIRE 19.2, 56 OR 64 KBPS DIGITAL GRADE LOOP | | | | | | | | | | | | | | | | |
| | 4 Wire Unbundled Digital Loop 2.4 Kbps - Zone 1 | | 1 | NTCUD | UDL2X | 29.93 | 126.66 | 89.12 | 59.35 | 14.61 | | | | | | |
| | 4 Wire Unbundled Digital Loop 2.4 Kbps - Zone 2 | | 2 | NTCUD | UDL2X | 33.99 | 126.66 | 89.12 | 59.35 | 14.61 | | | | | | |
| | 4 Wire Unbundled Digital Loop 2.4 Kbps - Zone3 | | 3 | NTCUD | UDL2X | 34.74 | 126.66 | 89.12 | 59.35 | 14.61 | | | | | | |
| | 4 Wire Unbundled Digital Loop 4.8 Kbps -Zone 1 | | 1 | NTCUD | UDL4X | 29.93 | 126.66 | 89.12 | 59.35 | 14.61 | | | | | | |
| | 4 Wire Unbundled Digital Loop 4.8 Kbps - Zone 2 | | 2 | NTCUD | UDL4X | 33.99 | 126.66 | 89.12 | 59.35 | 14.61 | | | | | | |
| | 4 Wire Unbundled Digital Loop 4.8 Kbps - Zone 3 | | 3 | NTCUD | UDL4X | 34.74 | 126.66 | 89.12 | 59.35 | 14.61 | | | | | | |
| | 4 Wire Unbundled Digital Loop 9.6 Kbps - Zone 1 | | 1 | NTCUD | UDL9X | 29.93 | 126.66 | 89.12 | 59.35 | 14.61 | | | | | | |
| | 5 Wire Unbundled Digital Loop 9.6 Kbps - Zone 2 | | 2 | NTCUD | UDL9X | 33.99 | 126.66 | 89.12 | 59.35 | 14.61 | | | | | | |
| | 6 Wire Unbundled Digital Loop 9.6 Kbps - Zone 3 | | 3 | NTCUD | UDL9X | 34.74 | 126.66 | 89.12 | 59.35 | 14.61 | | | | | | |
| | 4 Wire Unbundled Digital 19.2 Kbps - Zone 1 | | 1 | NTCUD | UDL19 | 29.93 | 126.66 | 89.12 | 59.35 | 14.61 | | | | | | |
| | 4 Wire Unbundled Digital 19.2 Kbps - Zone 2 | | 2 | NTCUD | UDL19 | 33.99 | 126.66 | 89.12 | 59.35 | 14.61 | | | | | | |
| | 4 Wire Unbundled Digital 19.2 Kbps - Zone 3 | | 3 | NTCUD | UDL19 | 34.74 | 126.66 | 89.12 | 59.35 | 14.61 | | | | | | |
| | 4 Wire Unbundled Digital Loop 56 Kbps - Zone 1 | | 1 | NTCUD | UDL56 | 29.93 | 126.66 | 89.12 | 59.35 | 14.61 | | | | | | |
| | 4 Wire Unbundled Digital Loop 56 Kbps - Zone 2 | | 2 | NTCUD | UDL56 | 33.99 | 126.66 | 89.12 | 59.35 | 14.61 | | | | | | |
| | 4 Wire Unbundled Digital Loop 56 Kbps - Zone 3 | | 3 | NTCUD | UDL56 | 34.74 | 126.66 | 89.12 | 59.35 | 14.61 | | | | | | |
| | 4 Wire Unbundled Digital Loop 64 Kbps - Zone 1 | | 1 | NTCUD | UDL64 | 29.93 | 126.66 | 89.12 | 59.35 | 14.61 | | | | | | |
| | 4 Wire Unbundled Digital Loop 64 Kbps - Zone 2 | | 2 | NTCUD | UDL64 | 33.99 | 126.66 | 89.12 | 59.35 | 14.61 | | | | | | |
| | 4 Wire Unbundled Digital Loop 64 Kbps - Zone 3 | | 3 | NTCUD | UDL64 | 34.74 | 126.66 | 89.12 | 59.35 | 14.61 | | | | | | |
| | Switch-As-Is Conversion rate per UNE Loop, Single LSR, (per DS0) | | | NTCUD | URES | | 24.88 | 3.51 | | | | | | | | |
| | Switch-As-Is Conversion rate per UNE Loop, Spreadsheet, (per DS0) | | | NTCUD | URES | | 26.37 | 4.99 | | | | | | | | |
| | Unbundled Loop Service Rearrangement, change in loop facility, per circuit | | | NTCUD | UREWO | | 102.34 | 49.85 | | | | | | | | |
| | Order Coordination for Specified Conversion Time (per LSR) | | | NTCVG, NTCUD, NTCD1 | OCOSL | | 18.13 | | | | | | | | | |
| MAINTENANCE OF SERVICE | | | | | | | | | | | | | | | | |

| UNBUNDLED NETWORK ELEMENTS - South Carolina | | | | | | | | | | | | | Att: 2 Exh: A | | | |
|---|---------------|---|---------|------|--|-------|-----------|--------------|--------|-------------------------|----------------------------------|--------------------------------------|--|--|---|---|
| CATEGORY | RATE ELEMENTS | | Interim | Zone | BCS | USOC | RATES(\$) | | | | Svc Order Submitted Elec per LSR | Svc Order Submitted Manually per LSR | Incremental Charge - Manual Svc Order vs. Electronic-1st | Incremental Charge - Manual Svc Order vs. Electronic-Add'l | Incremental Charge - Manual Svc Order vs. Electronic-Disc 1st | Incremental Charge - Manual Svc Order vs. Electronic-Disc Add'l |
| | | | | | | | Rec | Nonrecurring | | Nonrecurring Disconnect | | OSS Rates(\$) | | | | |
| | | | | | | | | First | Add'l | First | Add'l | SOMEc | SOMAN | SOMAN | SOMAN | SOMAN |
| | | Maintenance of Service Charge, Basic Time, per half hour | | | UDC, UEA, UDL, UDN, USL, UAL, UHL, UCL, NTCVG, NTCUD, NTCDD1, U1TD1, U1TD3, U1TDX, U1TS1, U1TVX, UDF, UDFCX, UDLSX, UE3, ULDD1, ULDD3, ULDDX, ULDS1, ULDVX, UNC1X, UNC3X, UNCDX, UNCSX, UNCVX, ULS | MVVBT | | 80.00 | 55.00 | | | | | | | |
| | | Maintenance of Service Charge, Overtime, per half hour | | | UDC, UEA, UDL, UDN, USL, UAL, UHL, UCL, NTCVG, NTCUD, NTCDD1, U1TD1, U1TD3, U1TDX, U1TS1, U1TVX, UDF, UDFCX, UDLSX, UE3, ULDD1, ULDD3, ULDDX, ULDS1, ULDVX, UNC1X, UNC3X, UNCDX, UNCSX, UNCVX, ULS | MVVOT | | 90.00 | 65.00 | | | | | | | |
| | | Maintenance of Service Charge, Premium, per half hour | | | UDC, UEA, UDL, UDN, USL, UAL, UHL, UCL, NTCVG, NTCUD, NTCDD1, U1TD1, U1TD3, U1TDX, U1TS1, U1TVX, UDF, UDFCX, UDLSX, UE3, ULDD1, ULDD3, ULDDX, ULDS1, ULDVX, UNC1X, UNC3X, UNCDX, UNCSX, UNCVX, ULS | MVVPT | | 100.00 | 75.00 | | | | | | | |
| LOOP MODIFICATION | | | | | | | | | | | | | | | | |
| | | Unbundled Loop Modification, Removal of Load Coils - 2 Wire pair less than or equal to 18k ft, per Unbundled Loop | | | UAL, UHL, UCL, UEQ, ULS, UEA, UEANL, UEPSR, UEPSB | ULM2L | | 32.46 | 32.46 | | | | | | | |
| | | Unbundled Loop Modification Removal of Load Coils - 4 Wire less than or equal to 18K ft, per Unbundled Loop | | | UHL, UCL, UEA | ULM4L | | 32.46 | 32.46 | | | | | | | |
| | | Unbundled Loop Modification Removal of Bridged Tap Removal, per unbundled loop | | | UAL, UHL, UCL, UEQ, ULS, UEA, UEANL, UEPSR, UEPSB | ULMBT | | 32.48 | 32.48 | | | | | | | |
| SUB-LOOPS | | | | | | | | | | | | | | | | |
| Sub-Loop Distribution | | | | | | | | | | | | | | | | |
| | | Sub-Loop - Per Cross Box Location - CLEC Feeder Facility Set-Up | | | UEANL, UEF | USBSA | | 241.42 | 241.42 | | | | | | | |
| | | Sub-Loop - Per Cross Box Location - Per 25 Pair Panel Set-Up | | | UEANL, UEF | USBSB | | 22.69 | 22.69 | | | | | | | |
| | | Sub-Loop - Per Building Equipment Room - CLEC Feeder Facility Set-Up | | | UEANL | USBSC | | 177.84 | 177.84 | | | | | | | |
| | | Sub-Loop - Per Building Equipment Room - Per 25 Pair Panel Set-Up | | | UEANL | USBSD | | 55.58 | 55.58 | | | | | | | |

| UNBUNDLED NETWORK ELEMENTS - South Carolina | | | | | | | | | | | | | Att: 2 Exh: A | | | | |
|---|---------------|---|---------|------|------------|------------|-----------|--------------|-------|-------------------------|----------------------------------|--------------------------------------|--|--|---|---|-------|
| CATEGORY | RATE ELEMENTS | | Interim | Zone | BCS | USOC | RATES(\$) | | | | Svc Order Submitted Elec per LSR | Svc Order Submitted Manually per LSR | Incremental Charge - Manual Svc Order vs. Electronic-1st | Incremental Charge - Manual Svc Order vs. Electronic-Add'l | Incremental Charge - Manual Svc Order vs. Electronic-Disc 1st | Incremental Charge - Manual Svc Order vs. Electronic-Disc Add'l | |
| | | | | | | | Rec | Nonrecurring | | Nonrecurring Disconnect | | OSS Rates(\$) | | | | | |
| | | | | | | | | First | Add'l | First | Add'l | SOMEC | SOMAN | SOMAN | SOMAN | SOMAN | SOMAN |
| | | Sub-Loop Distribution Per 2-Wire Analog Voice Grade Loop - Zone 1 | | 1 | UEANL | USBN2 | 8.87 | 65.94 | 31.03 | 45.35 | 6.71 | | | | | | |
| | | Sub-Loop Distribution Per 2-Wire Analog Voice Grade Loop - Zone 2 | | 2 | UEANL | USBN2 | 12.58 | 65.94 | 31.03 | 45.35 | 6.71 | | | | | | |
| | | Sub-Loop Distribution Per 2-Wire Analog Voice Grade Loop - Zone 3 | | 3 | UEANL | USBN2 | 14.79 | 65.94 | 31.03 | 45.35 | 6.71 | | | | | | |
| | | Order Coordination for Unbundled Sub-Loops, per sub-loop pair | | | UEANL | USBMC | | 8.17 | 8.17 | | | | | | | | |
| | | Sub-Loop Distribution Per 4-Wire Analog Voice Grade Loop - Zone 1 | | 1 | UEANL | USBN4 | 14.11 | 79.21 | 44.29 | 49.82 | 9.09 | | | | | | |
| | | Sub-Loop Distribution Per 4-Wire Analog Voice Grade Loop - Zone 2 | | 2 | UEANL | USBN4 | 19.40 | 79.21 | 44.29 | 49.82 | 9.09 | | | | | | |
| | | Sub-Loop Distribution Per 4-Wire Analog Voice Grade Loop - Zone 3 | | 3 | UEANL | USBN4 | 18.90 | 79.21 | 44.29 | 49.82 | 9.09 | | | | | | |
| | | Order Coordination for Unbundled Sub-Loops, per sub-loop pair | | | UEANL | USBMC | | 8.17 | 8.17 | | | | | | | | |
| | | Sub-Loop 2-Wire Intrabuilding Network Cable (INC) | | | UEANL | USBR2 | 2.41 | 53.13 | 18.21 | 45.35 | 6.71 | | | | | | |
| | | Order Coordination for Unbundled Sub-Loops, per sub-loop pair | | | UEANL | USBMC | | 8.17 | 8.17 | | | | | | | | |
| | | Sub-Loop 4-Wire Intrabuilding Network Cable (INC) | | | UEANL | USBR4 | 5.36 | 59.38 | 24.47 | 49.82 | 9.09 | | | | | | |
| | | Order Coordination for Unbundled Sub-Loops, per sub-loop pair | | | UEANL | USBMC | | 8.17 | 8.17 | | | | | | | | |
| | | Loop Testing - Basic 1st Half Hour | | | UEANL | URET1 | | 34.23 | 0.00 | | | | | | | | |
| | | Loop Testing - Basic Additional Half Hour | | | UEANL | URETA | | 19.90 | 19.90 | | | | | | | | |
| | | 2 Wire Copper Unbundled Sub-Loop Distribution - Zone 1 | | 1 | UEF | UCS2X | 7.11 | 65.94 | 31.03 | 45.35 | 6.71 | | | | | | |
| | | 2 Wire Copper Unbundled Sub-Loop Distribution - Zone 2 | | 2 | UEF | UCS2X | 9.83 | 65.94 | 31.03 | 45.35 | 6.71 | | | | | | |
| | | 2 Wire Copper Unbundled Sub-Loop Distribution - Zone 3 | | 3 | UEF | UCS2X | 10.48 | 65.94 | 31.03 | 45.35 | 6.71 | | | | | | |
| | | Order Coordination for Unbundled Sub-Loops, per sub-loop pair | | | UEF | USBMC | | 8.17 | 8.17 | | | | | | | | |
| | | 4 Wire Copper Unbundled Sub-Loop Distribution - Zone 1 | | 1 | UEF | UCS4X | 7.85 | 79.21 | 44.29 | 49.82 | 9.09 | | | | | | |
| | | 4 Wire Copper Unbundled Sub-Loop Distribution - Zone 2 | | 2 | UEF | UCS4X | 14.17 | 79.21 | 44.29 | 49.82 | 9.09 | | | | | | |
| | | 4 Wire Copper Unbundled Sub-Loop Distribution - Zone 3 | | 3 | UEF | UCS4X | 12.64 | 79.21 | 44.29 | 49.82 | 9.09 | | | | | | |
| | | Order Coordination for Unbundled Sub-Loops, per sub-loop pair | | | UEF | USBMC | | 8.17 | 8.17 | | | | | | | | |
| | | Loop Tagging Service Level 1, Unbundled Copper Loop, Non-Designed and Distribution Subloops | | | UEF, UEANL | URETL | | 8.95 | 0.88 | | | | | | | | |
| | | Loop Testing - Basic 1st Half Hour | | | UEF | URET1 | | 34.23 | 0.00 | | | | | | | | |
| | | Loop Testing - Basic Additional Half Hour | | | UEF | URETA | | 19.90 | 19.90 | | | | | | | | |
| Unbundled Sub-Loop Modification | | | | | | | | | | | | | | | | | |
| | | Unbundled Sub-Loop Modification - 2-W Copper Dist Load Coil/Equip Removal per 2-W PR | | | UEF | ULM2X | | 176.17 | 5.11 | | | | | | | | |
| | | Unbundled Sub-loop Modification - 4-W Copper Dist Load Coil/Equip Removal per 4-W PR | | | UEF | ULM4X | | 176.17 | 5.11 | | | | | | | | |
| | | Unbundled Loop Modification, Removal of Bridge Tap, per unbundled loop | | | UEF | ULMBT | | 278.82 | 6.13 | | | | | | | | |
| Unbundled Network Terminating Wire (UNTW) | | | | | | | | | | | | | | | | | |
| | | Unbundled Network Terminating Wire (UNTW) per Pair | | | UENTW | UENPP | 0.3303 | 30.20 | 30.20 | | | | | | | | |
| Network Interface Device (NID) | | | | | | | | | | | | | | | | | |
| | | Network Interface Device (NID) - 1-2 lines | | | UENTW | UND12 | | 43.68 | 28.79 | | | | | | | | |
| | | Network Interface Device (NID) - 1-6 lines | | | UENTW | UND16 | | 64.42 | 49.53 | | | | | | | | |
| | | Network Interface Device Cross Connect - 2 W | | | UENTW | UNDC2 | | 5.92 | 5.92 | | | | | | | | |
| | | Network Interface Device Cross Connect - 4W | | | UENTW | UNDC4 | | 5.92 | 5.92 | | | | | | | | |
| UNE OTHER, PROVISIONING ONLY - NO RATE | | | | | | | | | | | | | | | | | |
| | | UAL, UCL, UDC, UDL, UDN, UEA, UHL, UEANL, UEF, UEQ, UENTW, NTCVG, NTCUD, NTCD1, USL | | | | UNECN | 0.00 | 0.00 | | | | | | | | | |
| | | Unbundled Contact Name, Provisioning Only - no rate | | | | UNECN | 0.00 | 0.00 | | | | | | | | | |
| | | Unbundled DS1 Loop - Superframe Format Option - no rate | | | | CCOSF | | 0.00 | | | | | | | | | |
| | | Unbundled DS1 Loop - Expanded Superframe Format option - no rate | | | | USL, NTCD1 | | 0.00 | | | | | | | | | |
| | | NID - Dispatch and Service Order for NID installation | | | | UNDBX | 0.00 | 0.00 | | | | | | | | | |
| | | UNTW Circuit Establishment, Provisioning Only - No Rate | | | | UENCE | 0.00 | 0.00 | | | | | | | | | |

| UNBUNDLED NETWORK ELEMENTS - South Carolina | | | | | | | | | | | | | Att: 2 Exh: A | | | |
|--|---------------|--|--|--|---------|------|-------------|-------|--------------------|--------------------|----------------------------------|--------------------------------------|--|--|---|---|
| CATEGORY | RATE ELEMENTS | | | | Interim | Zone | BCS | USOC | RATES(\$) | | Svc Order Submitted Elec per LSR | Svc Order Submitted Manually per LSR | Incremental Charge - Manual Svc Order vs. Electronic-1st | Incremental Charge - Manual Svc Order vs. Electronic-Add'l | Incremental Charge - Manual Svc Order vs. Electronic-Disc 1st | Incremental Charge - Manual Svc Order vs. Electronic-Disc Add'l |
| | | | | | | | | Rec | Nonrecurring First | Nonrecurring Add'l | Nonrecurring Disconnect First | Nonrecurring Disconnect Add'l | OSS Rates(\$) | | | |
| | | | | | | | | | SOMEC | SOMAN | SOMAN | SOMAN | SOMAN | SOMAN | SOMAN | SOMAN |
| LOOP MAKE-UP | | | | | | | | | | | | | | | | |
| | | Loop Makeup - Preordering Without Reservation, per working or spare facility queried (Manual). | | | | | UMK | UMKLW | 24.04 | 24.04 | | | | | | |
| | | Loop Makeup - Preordering With Reservation, per spare facility queried (Manual). | | | | | UMK | UMKLP | 25.49 | 25.49 | | | | | | |
| | | Loop Makeup--With or Without Reservation, per working or spare facility queried (Mechanized) | | | | | UMK | UMKMQ | 0.34 | 0.34 | | | | | | |
| LINE SPLITTING | | | | | | | | | | | | | | | | |
| END USER ORDERING-CENTRAL OFFICE BASED | | | | | | | | | | | | | | | | |
| | | Line Splitting - per line activation DLEC owned splitter | | | | | UEPSR UEPSB | UREOS | 0.61 | | | | | | | |
| | | Line Splitting - per line activation AT&T owned - physical | | | | | UEPSR UEPSB | UREBP | 0.61 | 37.09 | 21.24 | 20.07 | 9.85 | | | |
| | | Line Splitting - per line activation AT&T owned - virtual | | | | | UEPSR UEPSB | UREBV | 0.61 | 37.09 | 21.24 | 20.07 | 9.85 | | | |
| END USER ORDERING - REMOTE SITE LINE SPLITTING | | | | | | | | | | | | | | | | |
| UNBUNDLED EXCHANGE ACCESS LOOP | | | | | | | | | | | | | | | | |
| 2-WIRE ANALOG VOICE GRADE LOOP | | | | | | | | | | | | | | | | |
| | | 2 Wire Analog Voice Grade Loop-Service Level 1-Line Splitting-Zone 1 | | | | 1 | UEPSR UEPSB | UEALS | 14.94 | 37.92 | 17.62 | 23.56 | 5.32 | | | |
| | | 2 Wire Analog Voice Grade Loop-Service Level 1-Line Splitting-Zone 1 | | | | 1 | UEPSR UEPSB | UEABS | 14.94 | 37.92 | 17.62 | 23.56 | 5.32 | | | |
| | | 2 Wire Analog Voice Grade Loop- Service Level 1-Line Splitting-Zone 2 | | | | 2 | UEPSR UEPSB | UEALS | 21.39 | 37.92 | 17.62 | 23.56 | 5.32 | | | |
| | | 2 Wire Analog Voice Grade Loop- Service Level 1-Line Splitting-Zone 2 | | | | 2 | UEPSR UEPSB | UEABS | 21.39 | 37.92 | 17.62 | 23.56 | 5.32 | | | |
| | | 2 Wire Analog Voice Grade Loop-Service Level 1-Line Splitting-Zone 3 | | | | 3 | UEPSR UEPSB | UEALS | 26.72 | 37.92 | 17.62 | 23.56 | 5.32 | | | |
| | | 2 Wire Analog Voice Grade Loop-Service Level 1-Line Splitting-Zone 3 | | | | 3 | UEPSR UEPSB | UEABS | 26.72 | 37.92 | 17.62 | 23.56 | 5.32 | | | |
| PHYSICAL COLLOCATION | | | | | | | | | | | | | | | | |
| | | Physical Collocation-2 Wire Cross Connects (Loop) for Line Splitting | | | | | UEPSR UEPSB | PE1LS | 0.0341 | 12.32 | 11.83 | 6.04 | 5.45 | | | |
| VIRTUAL COLLOCATION | | | | | | | | | | | | | | | | |
| | | Virtual Collocation-2 Wire Cross Connects (Loop) for Line Splitting | | | | | UEPSR UEPSB | VE1LS | 0.0317 | 12.32 | 11.83 | 6.04 | 5.45 | | | |
| UNBUNDLED DEDICATED TRANSPORT | | | | | | | | | | | | | | | | |
| INTEROFFICE CHANNEL - DEDICATED TRANSPORT | | | | | | | | | | | | | | | | |
| | | Interoffice Channel - 2-Wire Voice Grade - per mile | | | | | U1TVX | 1L5XX | 0.0167 | | | | | | | |
| | | Interoffice Channel - 2-Wire Voice Grade - Facility Termination | | | | | U1TVX | U1TV2 | 24.30 | 40.63 | 27.47 | 16.77 | 6.91 | | | |
| | | Interoffice Channel - 2-Wire Voice Grade Rev Bat. - per mile | | | | | U1TVX | 1L5XX | 0.0167 | | | | | | | |
| | | Interoffice Channel - 2-Wire VG Rev Bat. - Facility Termination | | | | | U1TVX | U1TR2 | 24.30 | 40.63 | 27.47 | 16.77 | 6.91 | | | |
| | | Interoffice Channel - 4-Wire Voice Grade - per mile | | | | | U1TVX | 1L5XX | 0.0167 | | | | | | | |
| | | Interoffice Channel - 4-Wire Voice Grade - Facility Termination | | | | | U1TVX | U1TV4 | 21.29 | 40.63 | 27.47 | 16.77 | 6.91 | | | |
| | | Interoffice Channel - 56 kbps - per mile | | | | | U1TDX | 1L5XX | 0.0167 | | | | | | | |
| | | Interoffice Channel - 56 kbps - Facility Termination | | | | | U1TDX | U1TD5 | 16.76 | 40.63 | 27.47 | 16.77 | 6.91 | | | |
| | | Interoffice Channel - 64 kbps - per mile | | | | | U1TDX | 1L5XX | 0.0167 | | | | | | | |
| | | Interoffice Channel - 64 kbps - Facility Termination | | | | | U1TDX | U1TD6 | 16.76 | 40.63 | 27.47 | 16.77 | 6.91 | | | |
| | | Interoffice Channel - DS1 - per mile | | | | | U1TD1 | 1L5XX | 0.3415 | | | | | | | |
| | | Interoffice Channel - DS1 - Facility Termination | | | | | U1TD1 | U1TF1 | 77.14 | 89.47 | 81.99 | 16.39 | 14.48 | | | |
| | | Interoffice Channel - DS3 - per mile | | | | | U1TD3 | 1L5XX | 8.02 | | | | | | | |
| | | Interoffice Channel - DS3 - Facility Termination | | | | | U1TD3 | U1TF3 | 880.65 | 279.37 | 163.12 | 60.33 | 58.59 | | | |
| | | Interoffice Channel - STS-1 - per mile | | | | | U1TS1 | 1L5XX | 8.02 | | | | | | | |
| | | Interoffice Channel - STS-1 - Facility Termination | | | | | U1TS1 | U1TFS | 880.55 | 279.37 | 163.12 | 60.33 | 58.59 | | | |
| UNBUNDLED DARK FIBER | | | | | | | | | | | | | | | | |
| | | Dark Fiber - Interoffice Transport, Per Four Fiber Strands, Per Route Mile Or Fraction Thereof | | | | | UDF, UDFCX | 1L5DF | 36.41 | | | | | | | |
| | | Dark Fiber - Interoffice Transport, Per Four Fiber Strands, Per Route Mile Or Fraction Thereof | | | | | UDF, UDFCX | UDF14 | | 640.51 | 138.17 | 317.76 | 198.11 | | | |
| HIGH CAPACITY UNBUNDLED LOCAL LOOP | | | | | | | | | | | | | | | | |
| DS-3/STS-1 UNBUNDLED LOCAL LOOP - Stand Alone | | | | | | | | | | | | | | | | |
| | | DS3 Unbundled Local Loop - per mile | | | | | UE3 | 1L5ND | 12.26 | | | | | | | |
| | | DS3 Unbundled Local Loop - Facility Termination | | | | | UE3 | UE3PX | 306.36 | 452.52 | 264.53 | 119.75 | 83.77 | | | |
| | | STS-1Unbundled Local Loop - per mile | | | | | UDLSX | 1L5ND | 12.26 | | | | | | | |
| | | STS-1 Unbundled Local Loop - Facility Termination | | | | | UDLSX | UDLS1 | 313.49 | 452.52 | 264.53 | 119.75 | 83.77 | | | |

| UNBUNDLED NETWORK ELEMENTS - South Carolina | | | | | | | | | | | | | | Att: 2 Exh: A | | | | | |
|---|--|---------|------|--------------------------|-------|-----------|----------------------------------|--------------------------------------|--|--|---|---|-------|---------------|-------|-------|--|--|--|
| CATEGORY | RATE ELEMENTS | Interim | Zone | BCS | USOC | RATES(\$) | Svc Order Submitted Elec per LSR | Svc Order Submitted Manually per LSR | Incremental Charge - Manual Svc Order vs. Electronic-1st | Incremental Charge - Manual Svc Order vs. Electronic-Add'l | Incremental Charge - Manual Svc Order vs. Electronic-Disc 1st | Incremental Charge - Manual Svc Order vs. Electronic-Disc Add'l | | | | | | | |
| | | | | | | | | | | | | | | | | | | | |
| | | | | | | Rec | Nonrecurring | | Nonrecurring Disconnect | | OSS Rates(\$) | | | | | | | | |
| | | | | | | | First | Add'l | First | Add'l | SOMEC | SOMAN | SOMAN | SOMAN | SOMAN | SOMAN | | | |
| ENHANCED EXTENDED LINK (EELs) | | | | | | | | | | | | | | | | | | | |
| Network Elements Used in Combinations | | | | | | | | | | | | | | | | | | | |
| | 2-Wire VG Loop (SL2) in Combination - Zone 1 | | 1 | UNCVX | UEAL2 | 16.68 | 105.98 | 68.43 | 53.05 | 10.61 | | | | | | | | | |
| | 2-Wire VG Loop (SL2) in Combination - Zone 2 | | 2 | UNCVX | UEAL2 | 23.13 | 105.98 | 68.43 | 53.05 | 10.61 | | | | | | | | | |
| | 2-Wire VG Loop (SL2) in Combination - Zone 3 | | 3 | UNCVX | UEAL2 | 28.46 | 105.98 | 68.43 | 53.05 | 10.61 | | | | | | | | | |
| | 4-Wire Analog Voice Grade Loop in Combination - Zone 1 | | 1 | UNCVX | UEAL4 | 32.59 | 132.38 | 94.83 | 59.35 | 14.61 | | | | | | | | | |
| | 4-Wire Analog Voice Grade Loop in Combination - Zone 2 | | 2 | UNCVX | UEAL4 | 43.89 | 132.38 | 94.83 | 59.35 | 14.61 | | | | | | | | | |
| | 4-Wire Analog Voice Grade Loop in Combination - Zone 3 | | 3 | UNCVX | UEAL4 | 43.38 | 132.38 | 94.83 | 59.35 | 14.61 | | | | | | | | | |
| | 2-Wire ISDN Loop in Combination - Zone 1 | | 1 | UNCNX | U1L2X | 25.21 | 117.58 | 80.03 | 53.05 | 10.61 | | | | | | | | | |
| | 2-Wire ISDN Loop in Combination - Zone 2 | | 2 | UNCNX | U1L2X | 32.76 | 117.58 | 80.03 | 53.05 | 10.61 | | | | | | | | | |
| | 2-Wire ISDN Loop in Combination - Zone 3 | | 3 | UNCNX | U1L2X | 37.70 | 117.58 | 80.03 | 53.05 | 10.61 | | | | | | | | | |
| | 4-Wire 56Kbps Digital Grade Loop in Combination - Zone 1 | | 1 | UNCDX | UDL56 | 29.93 | 126.66 | 89.12 | 59.35 | 14.61 | | | | | | | | | |
| | 4-Wire 56Kbps Digital Grade Loop in Combination - Zone 2 | | 2 | UNCDX | UDL56 | 33.99 | 126.66 | 89.12 | 59.35 | 14.61 | | | | | | | | | |
| | 4-Wire 56Kbps Digital Grade Loop in Combination - Zone 3 | | 3 | UNCDX | UDL56 | 34.74 | 126.66 | 89.12 | 59.35 | 14.61 | | | | | | | | | |
| | 4-Wire 64Kbps Digital Grade Loop in Combination - Zone 1 | | 1 | UNCDX | UDL64 | 29.93 | 126.66 | 89.12 | 59.35 | 14.61 | | | | | | | | | |
| | 4-Wire 64Kbps Digital Grade Loop in Combination - Zone 2 | | 2 | UNCDX | UDL64 | 33.99 | 126.66 | 89.12 | 59.35 | 14.61 | | | | | | | | | |
| | 4-Wire 64Kbps Digital Grade Loop in Combination - Zone 3 | | 3 | UNCDX | UDL64 | 34.74 | 126.66 | 89.12 | 59.35 | 14.61 | | | | | | | | | |
| | 4-Wire DS1 Digital Loop in Combination - Zone 1 | | 1 | UNC1X | USLXX | 79.51 | 253.03 | 157.89 | 44.80 | 11.73 | | | | | | | | | |
| | 4-Wire DS1 Digital Loop in Combination - Zone 2 | | 2 | UNC1X | USLXX | 136.00 | 253.03 | 157.89 | 44.80 | 11.73 | | | | | | | | | |
| | 4-Wire DS1 Digital Loop in Combination - Zone 3 | | 3 | UNC1X | USLXX | 229.15 | 253.03 | 157.89 | 44.80 | 11.73 | | | | | | | | | |
| | DS3 Local Loop in combination - per mile | | | UNC3X | 1L5ND | 12.26 | | | | | | | | | | | | | |
| | DS3 Local Loop in combination - Facility Termination | | | UNC3X | UE3PX | 306.36 | 452.52 | 264.53 | 119.75 | 83.77 | | | | | | | | | |
| | STS-1 Local Loop in combination - per mile | | | UNC3X | 1L5ND | 12.26 | | | | | | | | | | | | | |
| | STS-1 Local Loop in combination - Facility Termination | | | UNC3X | UDLS1 | 313.49 | 452.52 | 264.53 | 119.75 | 83.77 | | | | | | | | | |
| | Interoffice Channel in combination - 2-wire VG - per mile | | | UNCVX | 1L5XX | 0.0167 | | | | | | | | | | | | | |
| | Interoffice Channel in combination - 2-wire VG - Facility Termination | | | UNCVX | U1TV2 | 24.30 | 40.63 | 27.47 | 16.77 | 6.91 | | | | | | | | | |
| | Interoffice Channel in combination - 4-wire VG - per mile | | | UNCVX | 1L5XX | 0.0167 | | | | | | | | | | | | | |
| | Interoffice Channel in combination - 4-wire VG - Facility Termination | | | UNCVX | U1TV4 | 21.29 | 40.63 | 27.47 | 16.77 | 6.91 | | | | | | | | | |
| | Interoffice Channel in combination - 4-wire 56 kbps - per mile | | | UNCDX | 1L5XX | 0.0167 | | | | | | | | | | | | | |
| | Interoffice Channel in combination - 4-wire 56 kbps - Facility Termination | | | UNCDX | U1TD5 | 16.76 | 40.63 | 27.47 | 16.77 | 6.91 | | | | | | | | | |
| | Interoffice Channel in combination - 4-wire 64 kbps - per mile | | | UNCDX | 1L5XX | 0.0167 | | | | | | | | | | | | | |
| | Interoffice Channel in combination - 4-wire 64 kbps - Facility Termination | | | UNCDX | U1TD6 | 16.76 | 40.63 | 27.47 | 16.77 | 6.91 | | | | | | | | | |
| | Interoffice Channel in combination - DS1 - per mile | | | UNC1X | 1L5XX | 0.3415 | | | | | | | | | | | | | |
| | Interoffice Channel in combination - DS1 Facility Termination | | | UNC1X | U1TF1 | 77.14 | 89.47 | 81.99 | 16.39 | 14.48 | | | | | | | | | |
| | Interoffice Channel in combination - DS3 - per mile | | | UNC3X | 1L5XX | 8.02 | | | | | | | | | | | | | |
| | Interoffice Channel in combination - DS3 - Facility Termination | | | UNC3X | U1TF3 | 880.65 | 279.37 | 163.12 | 60.33 | 58.59 | | | | | | | | | |
| | Interoffice Channel in combination - STS-1 - per mile | | | UNC3X | 1L5XX | 8.02 | | | | | | | | | | | | | |
| | Interoffice Channel in combination - STS-1 Facility Termination | | | UNC3X | U1TFS | 880.55 | 279.37 | 163.12 | 60.33 | 58.59 | | | | | | | | | |
| ADDITIONAL NETWORK ELEMENTS | | | | | | | | | | | | | | | | | | | |
| Optional Features & Functions: | | | | | | | | | | | | | | | | | | | |
| | Clear Channel Capability Extended Frame Option - per DS1 | I | | U1TD1, ULDD1, UNC1X | CCOEF | 0.00 | | | | | | | | | | | | | |
| | Clear Channel Capability Super FrameOption - per DS1 | I | | U1TD1, ULDD1, UNC1X | CCOSF | 0.00 | | | | | | | | | | | | | |
| | Clear Channel Capability (SF/ESF) Option - Subsequent Activity - per DS1 | I | | ULDD1, U1TD1, UNC1X, USL | NRCCC | 185.26 | 23.86 | 1.99 | 0.78 | | | | | | | | | | |
| | C-bit Parity Option - Subsequent Activity - per DS3 | i | | U1TD3, ULDD3, UE3, UNC3X | NRCC3 | 219.58 | 7.69 | 0.737 | 0.00 | | | | | | | | | | |
| | DS1/DS0 Channel System | | | UNC1X | MQ1 | 107.57 | 91.24 | 62.71 | 10.56 | 9.81 | | | | | | | | | |
| | DS3/DS1Channel System | | | UNC3X, UNC3X | MQ3 | 144.02 | 178.54 | 94.18 | 33.33 | 31.90 | | | | | | | | | |
| | Voice Grade COCI in combination | | | UNCVX | 1D1VG | 0.56 | 6.59 | 4.73 | | | | | | | | | | | |
| | Voice Grade COCI - for 2W-SL2 & 4W Voice Grade Local Loop | | | UEA | 1D1VG | 0.56 | 6.59 | 4.73 | | | | | | | | | | | |
| | Voice Grade COCI - for connection to a channelized DS1 Local Channel in the same SWC as collocation | | | U1TUC | 1D1VG | 0.56 | 6.59 | 4.73 | | | | | | | | | | | |
| | OCU-DP COCI (2.4-64kbs) in combination | | | UNCDX | 1D1DD | 1.19 | 6.59 | 4.73 | | | | | | | | | | | |
| | OCU-DP COCI (2.4-64kbs) - for Unbundled Digital Loop | | | UDL | 1D1DD | 1.19 | 6.59 | 4.73 | | | | | | | | | | | |
| | OCU-DP COCI (2.4-64kbs) - for connection to a channelized DS1 Local Channel in the same SWC as collocation | | | U1TUD | 1D1DD | 1.19 | 6.59 | 4.73 | | | | | | | | | | | |
| | 2-wire ISDN COCI (BRITE) in combination | | | UNCNX | UC1CA | 2.56 | 6.59 | 4.73 | | | | | | | | | | | |

| UNBUNDLED NETWORK ELEMENTS - South Carolina | | | | | | | | | | | | Att: 2 Exh: A | | | | | |
|---|---------------|---|---------|------|---|-------|-----------|--------------|-------|-------------------------|----------------------------------|--------------------------------------|--|--|---|---|-------|
| CATEGORY | RATE ELEMENTS | | Interim | Zone | BCS | USOC | RATES(\$) | | | | Svc Order Submitted Elec per LSR | Svc Order Submitted Manually per LSR | Incremental Charge - Manual Svc Order vs. Electronic-1st | Incremental Charge - Manual Svc Order vs. Electronic-Add'l | Incremental Charge - Manual Svc Order vs. Electronic-Disc 1st | Incremental Charge - Manual Svc Order vs. Electronic-Disc Add'l | |
| | | | | | | | Rec | Nonrecurring | | Nonrecurring Disconnect | | OSS Rates(\$) | | | | | |
| | | | | | | | | First | Add'l | First | Add'l | SOMEC | SOMAN | SOMAN | SOMAN | SOMAN | SOMAN |
| | | 2-wire ISDN COCI (BRITE) - for a Local Loop | | | UDN | UC1CA | 2.56 | 6.59 | 4.73 | | | | | | | | |
| | | 2-wire ISDN COCI (BRITE) - for connection to a channelized DS1 Local Channel in the same SWC as collocation | | | U1TUB | UC1CA | 2.56 | 6.59 | 4.73 | | | | | | | | |
| | | DS1 COCI in combination | | | UNC1X | UC1D1 | 8.64 | 6.59 | 4.73 | | | | | | | | |
| | | DS1 COCI - for Stand Alone Local Channel | | | ULDD1 | UC1D1 | 8.64 | 6.59 | 4.73 | | | | | | | | |
| | | DS1 COCI - for Stand Alone Interoffice Channel | | | U1TD1 | UC1D1 | 8.64 | 6.59 | 4.73 | | | | | | | | |
| | | DS1 COCI - for DS1 Local Loop | | | USL, NTCDD1 | UC1D1 | 8.64 | 6.59 | 4.73 | | | | | | | | |
| | | DS1 COCI - for connection to a channelized DS1 Local Channel in the same SWC as collocation | | | U1TUA | UC1D1 | 8.64 | 6.59 | 4.73 | | | | | | | | |
| | | Wholesale - UNE, Switch-As-Is Conversion Charge | | | UNCVX, UNCDX, UNC1X, UNC3X, UNCSX, UDFCX, XDH1X, HFQC6, XDD2X, XDV6X, XDDFX, XDD4X, HFRST, UNCNX | UNCCC | | 5.61 | 5.61 | | | | | | | | |
| | | Unbundled Misc Rate Element, SNE SAI, Single Network Element Switch As Is Non-recurring Charge, per circuit (LSR) | | | U1TVX, U1TDX, U1TD1, U1TD3, U1TS1, UDF, UE3 | URES | | 40.27 | 13.52 | | | | | | | | |
| | | Unbundled Misc Rate Element, SNE SAI, Single Network Element Switch As Is Non-recurring Charge, incremental charge per circuit on a spreadsheet | | | U1TVX, U1TDX, U1TD1, U1TD3, U1TS1, UDF, UE3 | URES | | 23.80 | 12.11 | | | | | | | | |
| Access to DCS - Customer Reconfiguration (FlexServ) | | | | | | | | | | | | | | | | | |
| | | Customer Reconfiguration Establishment | | | | | | 1.48 | | 1.85 | | | | | | | |
| | | DS1 DCS Termination with DS0 Switching | | | | | 27.96 | 25.60 | 19.70 | 16.67 | 13.41 | | | | | | |
| | | DS1 DCS Termination with DS1 Switching | | | | | 12.67 | 18.51 | 12.61 | 12.24 | 8.98 | | | | | | |
| | | DS3 DCS Termination with DS1 Switching | | | | | 176.51 | 25.60 | 19.70 | 16.67 | 13.41 | | | | | | |
| Node (SynchroNet) | | | | | | | | | | | | | | | | | |
| | | Node per month | | | UNCDX | UNCNT | 14.55 | | | | | | | | | | |
| Service Rearrangements | | | | | | | | | | | | | | | | | |
| | | NRC - Change in Facility Assignment per circuit Service Rearrangement | I | | U1TVX, U1TDX, U1TUC, U1TUD, U1TUB, ULDDX, ULDDX, UNCVX, UNCDX, UNC1X | URETD | | 101.30 | 43.13 | | | | | | | | |
| | | NRC - Change in Facility Assignment per circuit Project Management (added to CFA per circuit if project managed) | I | | U1TVX, U1TDX, U1TUC, U1TUD, U1TUB, ULDDX, ULDDX, UNCVX, UNCDX, UNC1X | URETB | | 3.66 | 3.66 | | | | | | | | |
| | | NRC - Order Coordination Specific Time - Dedicated Transport | I | | UNC1X, UNC3X | OCOSR | | 18.90 | 18.90 | | | | | | | | |
| COMMINGLING | | | | | | | | | | | | | | | | | |
| | | Commingling Authorization | | | UNCVX, UNCDX, UNC1X, UNC3X, UNCSX, U1TD1, U1TD3, U1TS1, UE3, UDLSX, U1TVX, U1TDX, U1TUB, ULDDX, ULDD1, ULDD3, ULDD1 | CMGAU | 0.00 | 0.00 | 0.00 | 0.00 | 0.00 | | | | | | |
| Commingled (UNE part of single bandwidth circuit) | | | | | | | | | | | | | | | | | |
| | | Commingled VG COCI | | | XDV2X | 1D1VG | 0.56 | 6.59 | 4.73 | | | | | | | | |
| | | Commingled Digital COCI | | | XDV6X | 1D1DD | 1.19 | 6.59 | 4.73 | | | | | | | | |
| | | Commingled ISDN COCI | | | XDD4X | UC1CA | 2.56 | 6.59 | 4.73 | | | | | | | | |
| | | Commingled 2-wire VG Interoffice Channel Facility Termination | | | XDV2X | U1TV2 | 24.30 | 40.63 | 27.47 | 16.77 | 6.91 | | | | | | |
| | | Commingled 4-wire VG Interoffice Channel Facility Termination | | | XDV6X | U1TV4 | 21.29 | 40.63 | 27.47 | 16.77 | 6.91 | | | | | | |
| | | Commingled 56kbps Interoffice Channel Facility Termination | | | XDD4X | U1TD5 | 16.76 | 40.63 | 27.47 | 16.77 | 6.91 | | | | | | |
| | | Commingled 64kbps Interoffice Channel Facility Termination | | | XDD4X | U1TD6 | 16.76 | 40.63 | 27.47 | 16.77 | 6.91 | | | | | | |
| | | Commingled VG/DS0 Interoffice Channel per mile | | | XDV2X, XDV6X, XDD4X | 1L5XX | 0.0167 | | | | | | | | | | |
| | | Commingled 2-wire Local Loop Zone 1 | | 1 | XDV2X | UEAL2 | 16.68 | 105.98 | 68.43 | 53.05 | 10.61 | | | | | | |
| | | Commingled 2-wire Local Loop Zone 2 | | 2 | XDV2X | UEAL2 | 23.13 | 105.98 | 68.43 | 53.05 | 10.61 | | | | | | |
| | | Commingled 2-wire Local Loop Zone 3 | | 3 | XDV2X | UEAL2 | 28.46 | 105.98 | 68.43 | 53.05 | 10.61 | | | | | | |

UNBUNDLED NETWORK ELEMENTS - South Carolina

| CATEGORY | RATE ELEMENTS | Interim | Zone | BCS | USOC | RATES(\$) | Svc Order Submitted Elec per LSR | Svc Order Submitted Manually per LSR | Incremental Charge - Manual Svc Order vs. Electronic-1st | Incremental Charge - Manual Svc Order vs. Electronic-Add'l | Incremental Charge - Manual Svc Order vs. Electronic-Disc 1st | Incremental Charge - Manual Svc Order vs. Electronic-Disc Add'l | | | |
|--|---|---------|------|--------------|-------|-----------|----------------------------------|--------------------------------------|--|--|---|---|-------|-------|-------|
| | | | | | | | | | | | | | | | |
| | | | | | | Rec | First | Add'l | First | Add'l | SOME C | SOMAN | SOMAN | SOMAN | SOMAN |
| | Commingled 4-wire Local Loop Zone 1 | | 1 | XDV6X | UEAL4 | 32.59 | 132.38 | 94.83 | 59.35 | 14.61 | | | | | |
| | Commingled 4-wire Local Loop Zone 2 | | 2 | XDV6X | UEAL4 | 43.89 | 132.38 | 94.83 | 59.35 | 14.61 | | | | | |
| | Commingled 4-wire Local Loop Zone 3 | | 3 | XDV6X | UEAL4 | 43.38 | 132.38 | 94.83 | 59.35 | 14.61 | | | | | |
| | Commingled 56kbps Local Loop Zone 1 | | 1 | XDD4X | UDL56 | 29.93 | 126.66 | 89.12 | 59.35 | 14.61 | | | | | |
| | Commingled 56kbps Local Loop Zone 2 | | 2 | XDD4X | UDL56 | 33.99 | 126.66 | 89.12 | 59.35 | 14.61 | | | | | |
| | Commingled 56kbps Local Loop Zone 3 | | 3 | XDD4X | UDL56 | 34.74 | 126.66 | 89.12 | 59.35 | 14.61 | | | | | |
| | Commingled 64kbps Local Loop Zone 1 | | 1 | XDD4X | UDL64 | 29.93 | 126.66 | 89.12 | 59.35 | 14.61 | | | | | |
| | Commingled 64kbps Local Loop Zone 2 | | 2 | XDD4X | UDL64 | 33.99 | 126.66 | 89.12 | 59.35 | 14.61 | | | | | |
| | Commingled 64kbps Local Loop Zone 3 | | 3 | XDD4X | UDL64 | 34.74 | 126.66 | 89.12 | 59.35 | 14.61 | | | | | |
| | Commingled ISDN Local Loop Zone 1 | | 1 | XDD4X | U1L2X | 25.21 | 117.58 | 80.03 | 53.05 | 10.61 | | | | | |
| | Commingled ISDN Local Loop Zone 2 | | 2 | XDD4X | U1L2X | 32.76 | 117.58 | 80.03 | 53.05 | 10.61 | | | | | |
| | Commingled ISDN Local Loop Zone 3 | | 3 | XDD4X | U1L2X | 37.70 | 117.58 | 80.03 | 53.05 | 10.61 | | | | | |
| | Commingled DS1 COCI | | | XDH1X | UC1D1 | 8.64 | 6.59 | 4.73 | | | | | | | |
| | Commingled DS1 Interoffice Channel Facility Termination | | | XDH1X | U1TF1 | 77.14 | 89.47 | 81.99 | 16.39 | 14.48 | | | | | |
| | Commingled DS1 Interoffice Channel per mile | | | XDH1X | 1L5XX | 0.3415 | | | | | | | | | |
| | Commingled DS1/DS0 Channel System | | | XDH1X | MQ1 | 107.57 | 91.24 | 62.71 | 10.56 | 9.81 | | | | | |
| | Commingled DS1 Local Loop Zone 1 | | 1 | XDH1X | USLXX | 79.51 | 253.03 | 157.89 | 44.80 | 11.73 | | | | | |
| | Commingled DS1 Local Loop Zone 2 | | 2 | XDH1X | USLXX | 136.00 | 253.03 | 157.89 | 44.80 | 11.73 | | | | | |
| | Commingled DS1 Local Loop Zone 3 | | 3 | XDH1X | USLXX | 229.15 | 253.03 | 157.89 | 44.80 | 11.73 | | | | | |
| | Commingled DS3 Local Loop Facility Termination | | | HFQC6 | UE3PX | 306.36 | 452.52 | 264.53 | 119.75 | 83.77 | | | | | |
| | Commingled DS3/STS-1 Local Loop per mile | | | HFQC6, HFRST | 1L5ND | 12.26 | | | | | | | | | |
| | Commingled STS-1 Local Loop Facility Termination | | | HFRST | UDLS1 | 313.49 | 452.52 | 264.53 | 119.75 | 83.77 | | | | | |
| | Commingled DS3/DS1 Channel System | | | HFQC6 | MQ3 | 144.02 | 178.54 | 94.18 | 33.33 | 31.90 | | | | | |
| | Commingled DS3 Interoffice Channel Facility Termination | | | HFQC6 | U1TF3 | 880.65 | 279.37 | 163.12 | 60.33 | 58.59 | | | | | |
| | Commingled DS3 Interoffice Channel per mile | | | HFQC6 | 1L5XX | 8.02 | | | | | | | | | |
| | Commingled STS-1 Interoffice Channel Facility Termination | | | HFRST | U1TFS | 880.55 | 279.37 | 163.12 | 60.33 | 58.59 | | | | | |
| | Commingled STS-1 Interoffice Channel per mile | | | HFRST | 1L5XX | 8.02 | | | | | | | | | |
| | Commingled Dark Fiber - Interoffice Transport, Per Four Fiber Strands, Per Route Mile Or Fraction Thereof | | | HEQDL | 1L5DF | 36.41 | | | | | | | | | |
| | Commingled Dark Fiber - Interoffice Transport, Per Four Fiber Strands, Per Route Mile Or Fraction Thereof | | | HEQDL | UDF14 | | 640.51 | 138.17 | 317.76 | 198.11 | | | | | |
| | UNE to Commingled Conversion Tracking | | | XDH1X, HFQC6 | CMGUN | 0.00 | 0.00 | 0.00 | 0.00 | 0.00 | | | | | |
| | SPA to Commingled Conversion Tracking | | | XDH1X, HFQC6 | CMGSP | 0.00 | 0.00 | 0.00 | 0.00 | 0.00 | | | | | |
| LNP Query Service | | | | | | | | | | | | | | | |
| | LNP Charge Per query | | | | | 0.0008837 | | | | | | | | | |
| | LNP Service Establishment Manual | | | | | | 25.09 | 25.09 | 23.07 | 23.07 | | | | | |
| | LNP Service Provisioning with Point Code Establishment | | | | | | 594.82 | 303.88 | 269.53 | 198.18 | | | | | |
| 911 PBX LOCATE | | | | | | | | | | | | | | | |
| 911 PBX LOCATE DATABASE CAPABILITY | | | | | | | | | | | | | | | |
| | Service Establishment per CLEC per End User Account | | | 9PBDC | 9PBEU | | 1,813.00 | | | | | | | | |
| | Changes to TN Range or Customer Profile | | | 9PBDC | 9PBTN | | 181.40 | | | | | | | | |
| | Per Telephone Number (Monthly) | | | 9PBDC | 9PBMM | 0.07 | | | | | | | | | |
| | Change Company (Service Provider) ID | | | 9PBDC | 9PBPC | | 532.48 | | | | | | | | |
| | PBX Locate Service Support per CLEC (Monthl) | | | 9PBDC | 9PBMR | 181.29 | | | | | | | | | |
| | Service Order Charge | | | 9PBDC | 9PBSC | | 15.69 | | | | | | | | |
| 911 PBX LOCATE TRANSPORT COMPONENT | | | | | | | | | | | | | | | |
| See Att 3 | | | | | | | | | | | | | | | |
| Note: Rates displaying an "I" in Interim column are interim as a result of a Commission order. | | | | | | | | | | | | | | | |

| UNBUNDLED NETWORK ELEMENTS - Tennessee | | | | | | | | | | | Att: 2 Exh: A | | | | | |
|--|---|---------|------|--|-------|-----------|--------------------|-------|-------------------------------|----------------------------------|--------------------------------------|--|--|---|---|-------|
| CATEGORY | RATE ELEMENTS | Interim | Zone | BCS | USOC | RATES(\$) | | | | Svc Order Submitted Elec per LSR | Svc Order Submitted Manually per LSR | Incremental Charge - Manual Svc Order vs. Electronic-1st | Incremental Charge - Manual Svc Order vs. Electronic-Add'l | Incremental Charge - Manual Svc Order vs. Electronic-Disc 1st | Incremental Charge - Manual Svc Order vs. Electronic-Disc Add'l | |
| | | | | | | Rec | Nonrecurring First | Add'l | Nonrecurring Disconnect First | Add'l | SOMEC | SOMAN | SOMAN | SOMAN | SOMAN | SOMAN |
| The "Zone" shown in the sections for stand-alone loops or loops as part of a combination refers to Geographically Deaveraged UNE Zones. To view Geographically Deaveraged UNE Zone Designations by Central Office, refer to internet Website: http://wholesale.att.com/ | | | | | | | | | | | | | | | | |
| OPERATIONS SUPPORT SYSTEMS (OSS) - "REGIONAL RATES" | | | | | | | | | | | | | | | | |
| NOTE: (1) CLEC should contact its contract negotiator if it prefers the "state specific" OSS charges as ordered by the State Commissions. The OSS charges currently contained in this rate exhibit are the AT&T "regional" service ordering charges. CLEC may elect either the state specific Commission ordered rates for the service ordering charges, or CLEC may elect the regional service ordering charge, however, CLEC can not obtain a mixture of the two regardless if CLEC has a interconnection contract established in each of the 9 states. | | | | | | | | | | | | | | | | |
| NOTE: (2) Any element that can be ordered electronically will be billed according to the SOMEC rate listed in this category. Please refer to AT&T's Local Ordering Handbook (LOH) to determine if a product can be ordered electronically. For those elements that cannot be ordered electronically at present per the LOH, the listed SOMEC rate in this category reflects the charge that would be billed to a CLEC once electronic ordering capabilities come on-line for that element. Otherwise, the manual ordering charge, SOMAN, will be applied to a CLECs bill when it submits an LSR to AT&T. | | | | | | | | | | | | | | | | |
| NOTE: (3) OSS - Manual Service Order Charge, Per Element - UNE Only **Please see applicable rate element for SOMAN charge** | | | | | | | | | | | | | | | | |
| | OSS - Electronic Service Order Charge, Per Local Service Request (LSR) - UNE Only | | | | SOMEC | | 3.50 | 0.00 | 3.50 | 0.00 | | | | | | |
| UNE SERVICE DATE ADVANCEMENT CHARGE | | | | | | | | | | | | | | | | |
| NOTE: The Expedite charge will be maintained commensurate with BellSouth's FCC No.1 Tariff, Section 5 as applicable. | | | | | | | | | | | | | | | | |
| | UNE Expedite Charge per Circuit or Line Assignable USOC, per Day | | | UAL, UEANL, UCL, UEF, UDF, UEQ, UDL, UENTW, UDN, UEA, UHL, ULC, USL, U1T12, U1T48, U1TD1, U1TD3, U1TDX, U1TO3, U1TS1, U1TVX, UC1BC, UC1BL, UC1CC, UC1CL, UC1DC, UC1DL, UC1EC, UC1EL, UC1FC, UC1FL, UC1GC, UC1GL, UC1HC, UC1HL, UDL12, UDL48, UDL03, UDLSX, UE3, ULD12, ULD48, ULDD1, ULDD3, ULDDX, ULDO3, ULDS1, ULDVX, UNC1X, UNC3X, UNCDX, UNCNX, UNCSX, UNCVX, UNLD1, UNLD3, UXTD1, UXTD3, UXTS1, U1TUC, U1TUD, U1TUB, U1TUA,NTCVG, NTCUD, NTCDD1 | SDASP | | 200.00 | | | | | | | | | |
| ORDER MODIFICATION CHARGE | | | | | | | | | | | | | | | | |
| | Order Modification Charge (OMC) | | | | | | 26.21 | 0.00 | 0.00 | 0.00 | | | | | | |
| | Order Modification Additional Dispatch Charge (OMCAD) | | | | | | 150.00 | 0.00 | 0.00 | 0.00 | | | | | | |
| UNBUNDLED EXCHANGE ACCESS LOOP | | | | | | | | | | | | | | | | |
| 2-WIRE ANALOG VOICE GRADE LOOP | | | | | | | | | | | | | | | | |
| | 2-Wire Analog Voice Grade Loop - Service Level 1- Zone 1 | | 1 | UEANL | UEAL2 | | 11.74 | 31.99 | 20.02 | 10.65 | 1.41 | | 20.35 | 10.54 | 13.32 | 13.32 |
| | 2-Wire Analog Voice Grade Loop - Service Level 1- Zone 2 | | 2 | UEANL | UEAL2 | | 17.59 | 31.99 | 20.02 | 10.65 | 1.41 | | 20.35 | 10.54 | 13.32 | 13.32 |
| | 2-Wire Analog Voice Grade Loop - Service Level 1- Zone 3 | | 3 | UEANL | UEAL2 | | 29.37 | 31.99 | 20.02 | 10.65 | 1.41 | | 20.35 | 10.54 | 13.32 | 13.32 |
| | 2-Wire Analog Voice Grade Loop - Service Level 1- Zone 1 | | 1 | UEANL | UEASL | | 11.74 | 31.99 | 20.02 | 10.65 | 1.41 | | 20.35 | 10.54 | 13.32 | 13.32 |
| | 2-Wire Analog Voice Grade Loop - Service Level 1- Zone 2 | | 2 | UEANL | UEASL | | 17.59 | 31.99 | 20.02 | 10.65 | 1.41 | | 20.35 | 10.54 | 13.32 | 13.32 |
| | 2-Wire Analog Voice Grade Loop - Service Level 1- Zone 3 | | 3 | UEANL | UEASL | | 29.37 | 31.99 | 20.02 | 10.65 | 1.41 | | 20.35 | 10.54 | 13.32 | 13.32 |
| | Tag Loop at End User Premise | | | UEANL | URETL | | | 8.95 | 0.88 | | | | | | | |
| | Loop Testing - Basic 1st Half Hour | | | UEANL | URET1 | | | 57.67 | 0.00 | | | | | | | |
| | Loop Testing - Basic Additional Half Hour | | | UEANL | URETA | | | 37.44 | 37.44 | | | | | | | |
| | Manual Order Coordination for UVL-SL1s (per loop) | | | UEANL | UEAMC | | | 36.52 | 36.52 | | | | | | | |
| | Order Coordination for Specified Conversion Time for UVL-SL1 (per LSR) | | | UEANL | OCOSL | | | 34.29 | | | | | | | | |

UNBUNDLED NETWORK ELEMENTS - Tennessee

| CATEGORY | RATE ELEMENTS | Interim | Zone | BCS | USOC | RATES(\$) | | | | Svc Order Submitted Elec per LSR | Svc Order Submitted Manually per LSR | Att: 2 Exh: A | | | |
|---|---|---------|------|-------|--------|-----------|--------------------|-------|--------------------|----------------------------------|--------------------------------------|--|--|---|---|
| | | | | | | | | | | | | Incremental Charge - Manual Svc Order vs. Electronic-1st | Incremental Charge - Manual Svc Order vs. Electronic-Add'l | Incremental Charge - Manual Svc Order vs. Electronic-Disc 1st | Incremental Charge - Manual Svc Order vs. Electronic-Disc Add'l |
| | | | | | | Rec | Nonrecurring First | Add'l | Nonrecurring First | Disconnect Add'l | SOME C | SOMAN | SOMAN | SOMAN | SOMAN |
| | Unbundled Non-Design Voice Loop, billing for AT&T providing make-up (Engineering Information - E.I.) | | | UEANL | UEANM | | 25.33 | 25.33 | | | | | | | |
| | Unbundled Loop Service Rearrangement, change in loop facility, per circuit | | | UEANL | UREWO | | 15.80 | 8.95 | 10.65 | 1.41 | | 20.35 | 10.54 | 13.32 | 13.32 |
| | Bulk Migration, per 2 Wire Voice Loop-SL1 | | | UEANL | UREPN | | 31.99 | 20.02 | 10.65 | 1.41 | | | | | |
| | Bulk Migration Order Coordination, per 2 Wire Voice Loop-SL1 | | | UEANL | UREPM | | 36.52 | 36.52 | | | | | | | |
| 2-WIRE UNBUNDLED COPPER LOOP | | | | | | | | | | | | | | | |
| | 2-Wire Unbundled Copper Loop - Non-Designed Zone 1 | | 1 | UEQ | UEQ2X | 11.74 | 31.99 | 20.02 | 10.65 | 1.41 | | 20.35 | 10.54 | 13.32 | 13.32 |
| | 2 Wire Unbundled Copper Loop - Non-Designed - Zone 2 | | 2 | UEQ | UEQ2X | 17.59 | 31.99 | 20.02 | 10.65 | 1.41 | | 20.35 | 10.54 | 13.32 | 13.32 |
| | 2 Wire Unbundled Copper Loop - Non-Designed - Zone 3 | | 3 | UEQ | UEQ2X | 29.37 | 31.99 | 20.02 | 10.65 | 1.41 | | 20.35 | 10.54 | 13.32 | 13.32 |
| | Tag Loop at End User Premise | | | UEQ | URETL | | 8.95 | 0.88 | | | | | | | |
| | Loop Testing - Basic 1st Half Hour | | | UEQ | URET1 | | 57.67 | 0.00 | | | | | | | |
| | Loop Testing - Basic Additional Half Hour | | | UEQ | URETA | | 37.44 | 37.44 | | | | | | | |
| | Manual Order Coordination 2 Wire Unbundled Copper Loop - Non-Designed (per loop) | | | UEQ | USBMC | | 36.52 | 36.52 | | | | | | | |
| | Unbundled Copper Loop - Non-Design, billing for AT&T providing make-up (Engineering Information - E.I.) | | | UEQ | UEQMU | | 25.33 | 25.33 | | | | 20.35 | 10.54 | 13.32 | 13.32 |
| | Unbundled Loop Service Rearrangement, change in loop facility, per circuit | | | UEQ | UREWO | | 14.29 | 7.44 | 10.65 | 1.41 | | 20.35 | 10.54 | 13.32 | 13.32 |
| | Bulk Migration, per 2 Wire UCL-ND | | | UEQ | UREPN | | 31.99 | 20.02 | 10.65 | 1.41 | | | | | |
| | Bulk Migration Order Coordination, per 2 Wire UCL-ND | | | UEQ | UREPM | | 36.52 | 36.52 | | | | | | | |
| UNBUNDLED EXCHANGE ACCESS LOOP | | | | | | | | | | | | | | | |
| 2-WIRE ANALOG VOICE GRADE LOOP | | | | | | | | | | | | | | | |
| | 2-Wire Analog Voice Grade Loop - Service Level 2 w/Loop or Ground Start Signaling - Zone 1 | | 1 | UEA | UEAL2 | 14.74 | 75.06 | 48.20 | 28.70 | 17.64 | | 20.35 | 10.54 | 13.32 | 13.32 |
| | 2-Wire Analog Voice Grade Loop - Service Level 2 w/Loop or Ground Start Signaling - Zone 2 | | 2 | UEA | UEAL2 | 22.08 | 75.06 | 48.20 | 28.70 | 17.64 | | 20.35 | 10.54 | 13.32 | 13.32 |
| | 2-Wire Analog Voice Grade Loop - Service Level 2 w/Loop or Ground Start Signaling - Zone 3 | | 3 | UEA | UEAL2 | 36.87 | 75.06 | 48.20 | 28.70 | 17.64 | | 20.35 | 10.54 | 13.32 | 13.32 |
| | 2-Wire Analog Voice Grade Loop - Service Level 2 w/Reverse Battery Signaling - Zone 1 | | 1 | UEA | UEAR2 | 14.74 | 75.06 | 48.20 | 28.70 | 17.64 | | 20.35 | 10.54 | 13.32 | 13.32 |
| | 2-Wire Analog Voice Grade Loop - Service Level 2 w/Reverse Battery Signaling - Zone 2 | | 2 | UEA | UEAR2 | 22.08 | 75.06 | 48.20 | 28.70 | 17.64 | | 20.35 | 10.54 | 13.32 | 13.32 |
| | 2-Wire Analog Voice Grade Loop - Service Level 2 w/Reverse Battery Signaling - Zone 3 | | 3 | UEA | UEAR2 | 36.87 | 75.06 | 48.20 | 28.70 | 17.64 | | 20.35 | 10.54 | 13.32 | 13.32 |
| | Switch-As-Is Conversion rate per UNE Loop, Single LSR, (per DS0) | | | UEA | URES L | | 23.42 | 3.30 | | | | 20.35 | 10.54 | 13.32 | 13.32 |
| | Switch-As-Is Conversion rate per UNE Loop, Spreadsheet, (per DS0) | | | UEA | URES P | | 24.82 | 4.70 | | | | | | | |
| | Unbundled Loop Service Rearrangement, change in loop facility, per circuit | | | UEA | UREWO | | 75.06 | 36.41 | | | | 20.35 | 10.54 | 13.32 | 13.32 |
| | Loop Tagging - Service Level 2 (SL2) | | | UEA | URETL | | 11.23 | 1.10 | | | | | | | |
| | Bulk Migration, per 2 Wire Voice Loop-SL2 | | | UEA | UREPN | | 75.06 | 48.20 | | | | | | | |
| | Bulk Migration Order Coordination, per 2 Wire Voice Loop-SL2 | | | UEA | UREPM | | 0.00 | 0.00 | | | | | | | |
| 4-WIRE ANALOG VOICE GRADE LOOP | | | | | | | | | | | | | | | |
| | 4-Wire Analog Voice Grade Loop - Zone 1 | | 1 | UEA | UEAL4 | 21.98 | 122.76 | 85.57 | 76.35 | 39.16 | | 20.35 | 10.54 | 13.32 | 13.32 |
| | 4-Wire Analog Voice Grade Loop - Zone 2 | | 2 | UEA | UEAL4 | 32.93 | 122.76 | 85.57 | 76.35 | 39.16 | | 20.35 | 10.54 | 13.32 | 13.32 |
| | 4-Wire Analog Voice Grade Loop - Zone 3 | | 3 | UEA | UEAL4 | 54.99 | 122.76 | 85.57 | 76.35 | 39.16 | | 20.35 | 10.54 | 13.32 | 13.32 |
| | Switch-As-Is Conversion rate per UNE Loop, Single LSR, (per DS0) | | | UEA | URES L | | 23.42 | 3.30 | | | | 20.35 | 10.54 | 13.32 | 13.32 |
| | Switch-As-Is Conversion rate per UNE Loop, Spreadsheet, (per DS0) | | | UEA | URES P | | 24.82 | 4.70 | | | | | | | |
| | Unbundled Loop Service Rearrangement, change in loop facility, per circuit | | | UEA | UREWO | | 75.06 | 36.41 | | | | 20.35 | 10.54 | 13.32 | 13.32 |
| 2-WIRE ISDN DIGITAL GRADE LOOP | | | | | | | | | | | | | | | |
| | 2-Wire ISDN Digital Grade Loop - Zone 1 | | 1 | UDN | U1L2X | 19.77 | 142.76 | 88.88 | 76.35 | 39.16 | | 20.35 | 10.54 | 13.32 | 13.32 |
| | 2-Wire ISDN Digital Grade Loop - Zone 2 | | 2 | UDN | U1L2X | 29.63 | 142.76 | 88.88 | 76.35 | 39.16 | | 20.35 | 10.54 | 13.32 | 13.32 |
| | 2-Wire ISDN Digital Grade Loop - Zone 3 | | 3 | UDN | U1L2X | 49.47 | 142.76 | 88.88 | 76.35 | 39.16 | | 20.35 | 10.54 | 13.32 | 13.32 |
| | Unbundled Loop Service Rearrangement, change in loop facility, per circuit | | | UDN | UREWO | | 91.77 | 44.22 | | | | 20.35 | 10.54 | 13.32 | 13.32 |
| 2-WIRE ASYMMETRICAL DIGITAL SUBSCRIBER LINE (ADSL) COMPATIBLE LOOP | | | | | | | | | | | | | | | |
| | 2 Wire Unbundled ADSL Loop including manual service inquiry & facility reservation - Zone 1 | | 1 | UAL | UAL2X | 12.30 | 156.95 | 64.54 | 89.64 | 16.93 | | 20.35 | 10.54 | 13.32 | 13.32 |

UNBUNDLED NETWORK ELEMENTS - Tennessee

| CATEGORY | RATE ELEMENTS | Interim | Zone | BCS | USOC | RATES(\$) | | | | | Svc Order Submitted Elec per LSR | Svc Order Submitted Manually per LSR | Incremental Charge - Manual Svc Order vs. Electronic-1st | Incremental Charge - Manual Svc Order vs. Electronic-Add'l | Incremental Charge - Manual Svc Order vs. Electronic-Disc 1st | Incremental Charge - Manual Svc Order vs. Electronic-Disc Add'l | |
|---|---|---------|------|-----|--------|-----------|--------------------|--------|--------------------|------------------|----------------------------------|--------------------------------------|--|--|---|---|--------|
| | | | | | | | | | | | | | | | | | |
| | | | | | | Rec | Nonrecurring First | Add'l | Nonrecurring First | Disconnect Add'l | OSS Rates(\$) | | | | | | SOME C |
| | | | | | | | | | | | | | | | | | |
| | 2 Wire Unbundled ADSL Loop including manual service inquiry & facility reservation - Zone 2 | | 2 | UAL | UAL2X | 18.43 | 156.95 | 64.54 | 89.64 | 16.93 | | | | 20.35 | 10.54 | 13.32 | 13.32 |
| | 2 Wire Unbundled ADSL Loop including manual service inquiry & facility reservation - Zone 3 | | 3 | UAL | UAL2X | 30.77 | 156.95 | 64.54 | 89.64 | 16.93 | | | | 20.35 | 10.54 | 13.32 | 13.32 |
| | 2 Wire Unbundled ADSL Loop without manual service inquiry & facility reservation - Zone 1 | | 1 | UAL | UAL2W | 12.30 | 89.40 | 35.91 | 72.02 | 11.48 | | | | 20.35 | 10.54 | 13.32 | 13.32 |
| | 2 Wire Unbundled ADSL Loop without manual service inquiry & facility reservation - Zone 2 | | 2 | UAL | UAL2W | 18.43 | 89.40 | 35.91 | 72.02 | 11.48 | | | | 20.35 | 10.54 | 13.32 | 13.32 |
| | 2 Wire Unbundled ADSL Loop without manual service inquiry & facility reservation - Zone 3 | | 3 | UAL | UAL2W | 30.77 | 89.40 | 35.91 | 72.02 | 11.48 | | | | 20.35 | 10.54 | 13.32 | 13.32 |
| | Unbundled Loop Service Rearrangement, change in loop facility, per circuit | | | UAL | UREWO | | 31.99 | 20.02 | | | | | | 20.35 | 10.54 | 13.32 | 13.32 |
| 2-WIRE HIGH BIT RATE DIGITAL SUBSCRIBER LINE (HDSL) COMPATIBLE LOOP | | | | | | | | | | | | | | | | | |
| | 2 Wire Unbundled HDSL Loop including manual service inquiry & facility reservation - Zone 1 | | 1 | UHL | UHL2X | 9.64 | 158.94 | 65.20 | 89.64 | 16.93 | | | | 20.35 | 10.54 | 13.32 | 13.32 |
| | 2 Wire Unbundled HDSL Loop including manual service inquiry & facility reservation - Zone 2 | | 2 | UHL | UHL2X | 14.44 | 158.94 | 65.20 | 89.64 | 16.93 | | | | 20.35 | 10.54 | 13.32 | 13.32 |
| | 2 Wire Unbundled HDSL Loop including manual service inquiry & facility reservation - Zone 3 | | 3 | UHL | UHL2X | 24.12 | 158.94 | 65.20 | 89.64 | 16.93 | | | | 20.35 | 10.54 | 13.32 | 13.32 |
| | 2 Wire Unbundled HDSL Loop without manual service inquiry and facility reservation - Zone 1 | | 1 | UHL | UHL2W | 9.64 | 89.40 | 35.91 | 72.02 | 11.48 | | | | 20.35 | 10.54 | 13.32 | 13.32 |
| | 2 Wire Unbundled HDSL Loop without manual service inquiry and facility reservation - Zone 2 | | 2 | UHL | UHL2W | 14.44 | 89.40 | 35.91 | 72.02 | 11.48 | | | | 20.35 | 10.54 | 13.32 | 13.32 |
| | 2 Wire Unbundled HDSL Loop without manual service inquiry and facility reservation - Zone 3 | | 3 | UHL | UHL2W | 24.12 | 89.40 | 35.91 | 72.02 | 11.48 | | | | 20.35 | 10.54 | 13.32 | 13.32 |
| | Unbundled Loop Service Rearrangement, change in loop facility, per circuit | | | UHL | UREWO | | 31.99 | 20.02 | | | | | | 20.35 | 10.54 | 13.32 | 13.32 |
| 4-WIRE HIGH BIT RATE DIGITAL SUBSCRIBER LINE (HDSL) COMPATIBLE LOOP | | | | | | | | | | | | | | | | | |
| | 4 Wire Unbundled HDSL Loop including manual service inquiry and facility reservation - Zone 1 | | 1 | UHL | UHL4X | 12.40 | 169.62 | 75.89 | 39.73 | 19.53 | | | | 20.35 | 10.54 | 13.32 | 13.32 |
| | 4-Wire Unbundled HDSL Loop including manual service inquiry and facility reservation - Zone 2 | | 2 | UHL | UHL4X | 18.58 | 169.62 | 75.89 | 39.73 | 19.53 | | | | 20.35 | 10.54 | 13.32 | 13.32 |
| | 4-Wire Unbundled HDSL Loop including manual service inquiry and facility reservation - Zone 3 | | 3 | UHL | UHL4X | 31.03 | 169.62 | 75.89 | 39.73 | 19.53 | | | | 20.35 | 10.54 | 13.32 | 13.32 |
| | 4-Wire Unbundled HDSL Loop without manual service inquiry and facility reservation - Zone 1 | | 1 | UHL | UHL4W | 12.40 | 100.09 | 46.60 | 75.75 | 13.97 | | | | 20.35 | 10.54 | 13.32 | 13.32 |
| | 4-Wire Unbundled HDSL Loop without manual service inquiry and facility reservation - Zone 2 | | 2 | UHL | UHL4W | 18.58 | 100.09 | 46.60 | 75.75 | 13.97 | | | | 20.35 | 10.54 | 13.32 | 13.32 |
| | 4-Wire Unbundled HDSL Loop without manual service inquiry and facility reservation - Zone 3 | | 3 | UHL | UHL4W | 31.03 | 100.09 | 46.60 | 75.75 | 13.97 | | | | 20.35 | 10.54 | 13.32 | 13.32 |
| | Unbundled Loop Service Rearrangement, change in loop facility, per circuit | | | UHL | UREWO | | 31.99 | 20.02 | | | | | | 20.35 | 10.54 | 13.32 | 13.32 |
| 4-WIRE DS1 DIGITAL LOOP | | | | | | | | | | | | | | | | | |
| | 4-Wire DS1 Digital Loop - Zone 1 | | 1 | USL | USLXX | 51.38 | 313.08 | 219.72 | 96.86 | 40.45 | | | | 18.98 | 8.43 | 11.95 | 11.95 |
| | 4-Wire DS1 Digital Loop - Zone 2 | | 2 | USL | USLXX | 76.98 | 313.08 | 219.72 | 96.86 | 40.45 | | | | 18.98 | 8.43 | 11.95 | 11.95 |
| | 4-Wire DS1 Digital Loop - Zone 3 | | 3 | USL | USLXX | 128.54 | 313.08 | 219.72 | 96.86 | 40.45 | | | | 18.98 | 8.43 | 11.95 | 11.95 |
| | Switch-As-Is Conversion rate per UNE Loop, Single LSR, (per DS1) | | | USL | URES L | | 23.42 | 3.30 | | | | | | | | | |
| | Switch-As-Is Conversion rate per UNE Loop, Spreadsheet, (per DS1) | | | USL | URES P | | 24.82 | 4.70 | | | | | | | | | |
| | Unbundled Loop Service Rearrangement, change in loop facility, per circuit | | | USL | UREWO | | 130.47 | 40.11 | | | | | | 20.35 | 10.54 | 13.32 | 13.32 |
| 4-WIRE 19.2, 56 OR 64 KBPS DIGITAL GRADE LOOP | | | | | | | | | | | | | | | | | |
| | 4 Wire Unbundled Digital Loop 2.4 Kbps - Zone 1 | | 1 | UDL | UDL2X | 27.68 | 207.01 | 141.38 | 90.70 | 44.18 | | | | | | | |
| | 4 Wire Unbundled Digital Loop 2.4 Kbps - Zone 2 | | 2 | UDL | UDL2X | 41.47 | 207.01 | 141.38 | 90.70 | 44.18 | | | | | | | |
| | 4 Wire Unbundled Digital Loop 2.4 Kbps - Zone 3 | | 3 | UDL | UDL2X | 69.24 | 207.01 | 141.38 | 90.70 | 44.18 | | | | | | | |
| | 4 Wire Unbundled Digital Loop 4.8 Kbps - Zone 1 | | 1 | UDL | UDL4X | 27.68 | 207.01 | 141.38 | 90.70 | 44.18 | | | | | | | |
| | 4 Wire Unbundled Digital Loop 4.8 Kbps - Zone 2 | | 2 | UDL | UDL4X | 41.47 | 207.01 | 141.38 | 90.70 | 44.18 | | | | | | | |
| | 4 Wire Unbundled Digital Loop 4.8 Kbps - Zone 3 | | 3 | UDL | UDL4X | 69.24 | 207.01 | 141.38 | 90.70 | 44.18 | | | | | | | |
| | 4 Wire Unbundled Digital Loop 9.6 Kbps - Zone 1 | | 1 | UDL | UDL9X | 27.68 | 207.01 | 141.38 | 90.70 | 44.18 | | | | | | | |
| | 5 Wire Unbundled Digital Loop 9.6 Kbps - Zone 2 | | 2 | UDL | UDL9X | 41.47 | 207.01 | 141.38 | 90.70 | 44.18 | | | | | | | |
| | 6 Wire Unbundled Digital Loop 9.6 Kbps - Zone 3 | | 3 | UDL | UDL9X | 69.24 | 207.01 | 141.38 | 90.70 | 44.18 | | | | | | | |
| | 4 Wire Unbundled Digital 19.2 Kbps - Zone 1 | | 1 | UDL | UDL19 | 27.68 | 207.01 | 141.38 | 90.70 | 44.18 | | | | 20.35 | 10.54 | 13.32 | 13.32 |
| | 4 Wire Unbundled Digital 19.2 Kbps - Zone 2 | | 2 | UDL | UDL19 | 41.47 | 207.01 | 141.38 | 90.70 | 44.18 | | | | 20.35 | 10.54 | 13.32 | 13.32 |

| UNBUNDLED NETWORK ELEMENTS - Tennessee | | | | | | | | | | | | | Att: 2 Exh: A | | | | |
|--|--|---------|------|------------------------------|-------|-----------|--------------------|--------|--------------------|------------------|----------------------------------|--------------------------------------|--|--|---|---|-------|
| CATEGORY | RATE ELEMENTS | Interim | Zone | BCS | USOC | RATES(\$) | | | | | Svc Order Submitted Elec per LSR | Svc Order Submitted Manually per LSR | Incremental Charge - Manual Svc Order vs. Electronic-1st | Incremental Charge - Manual Svc Order vs. Electronic-Add'l | Incremental Charge - Manual Svc Order vs. Electronic-Disc 1st | Incremental Charge - Manual Svc Order vs. Electronic-Disc Add'l | |
| | | | | | | Rec | Nonrecurring First | Add'l | Nonrecurring First | Disconnect Add'l | OSS Rates(\$) | | | | | | |
| | | | | | | | | | | | SOMEc | SOMAN | SOMAN | SOMAN | SOMAN | SOMAN | |
| | 4 Wire Unbundled Digital 19.2 Kbps - Zone 3 | | 3 | UDL | UDL19 | 69.24 | 207.01 | 141.38 | 90.70 | 44.18 | | | | 20.35 | 10.54 | 13.32 | 13.32 |
| | 4 Wire Unbundled Digital Loop 56 Kbps - Zone 1 | | 1 | UDL | UDL56 | 27.68 | 207.01 | 141.38 | 90.70 | 44.18 | | | | 20.35 | 10.54 | 13.32 | 13.32 |
| | 4 Wire Unbundled Digital Loop 56 Kbps - Zone 2 | | 2 | UDL | UDL56 | 41.47 | 207.01 | 141.38 | 90.70 | 44.18 | | | | 20.35 | 10.54 | 13.32 | 13.32 |
| | 4 Wire Unbundled Digital Loop 56 Kbps - Zone 3 | | 3 | UDL | UDL56 | 69.24 | 207.01 | 141.38 | 90.70 | 44.18 | | | | 20.35 | 10.54 | 13.32 | 13.32 |
| | 4 Wire Unbundled Digital Loop 64 Kbps - Zone 1 | | 1 | UDL | UDL64 | 27.68 | 207.01 | 141.38 | 90.70 | 44.18 | | | | 20.35 | 10.54 | 13.32 | 13.32 |
| | 4 Wire Unbundled Digital Loop 64 Kbps - Zone 2 | | 2 | UDL | UDL64 | 41.47 | 207.01 | 141.38 | 90.70 | 44.18 | | | | 20.35 | 10.54 | 13.32 | 13.32 |
| | 4 Wire Unbundled Digital Loop 64 Kbps - Zone 3 | | 3 | UDL | UDL64 | 69.24 | 207.01 | 141.38 | 90.70 | 44.18 | | | | 20.35 | 10.54 | 13.32 | 13.32 |
| | Switch-As-Is Conversion rate per UNE Loop, Single LSR, (per DS0) | | | UDL | URES | | 23.42 | 3.30 | | | | | | 20.35 | 10.54 | 13.32 | 13.32 |
| | Switch-As-Is Conversion rate per UNE Loop, Spreadsheet, (per DS0) | | | UDL | URES | | 24.82 | 4.70 | | | | | | | | | |
| | Unbundled Loop Service Rearrangement, change in loop facility, per circuit | | | UDL | UREWO | | 102.28 | 49.82 | | | | | | 20.35 | 10.54 | 13.32 | 13.32 |
| 2-WIRE Unbundled COPPER LOOP | | | | | | | | | | | | | | | | | |
| | 2-Wire Unbundled Copper Loop-Designed including manual service inquiry & facility reservation - Zone 1 | | 1 | UCL | UCLPB | 11.74 | 31.99 | 20.02 | 10.65 | 1.41 | | | | 20.35 | 10.54 | 13.32 | 13.32 |
| | 2-Wire Unbundled Copper Loop-Designed including manual service inquiry & facility reservation - Zone 2 | | 2 | UCL | UCLPB | 17.59 | 31.99 | 20.02 | 10.65 | 1.41 | | | | 20.35 | 10.54 | 13.32 | 13.32 |
| | 2 Wire Unbundled Copper Loop-Designed including manual service inquiry & facility reservation - Zone 3 | | 3 | UCL | UCLPB | 29.37 | 31.99 | 20.02 | 10.65 | 1.41 | | | | 20.35 | 10.54 | 13.32 | 13.32 |
| | 2-Wire Unbundled Copper Loop-Designed without manual service inquiry and facility reservation - Zone 1 | | 1 | UCL | UCLPW | 11.74 | 31.99 | 20.02 | 10.65 | 1.41 | | | | 20.35 | 10.54 | 13.32 | 13.32 |
| | 2-Wire Unbundled Copper Loop-Designed without manual service inquiry and facility reservation - Zone 2 | | 2 | UCL | UCLPW | 17.59 | 31.99 | 20.02 | 10.65 | 1.41 | | | | 20.35 | 10.54 | 13.32 | 13.32 |
| | 2-Wire Unbundled Copper Loop-Designed without manual service inquiry and facility reservation - Zone 3 | | 3 | UCL | UCLPW | 29.37 | 31.99 | 20.02 | 10.65 | 1.41 | | | | 20.35 | 10.54 | 13.32 | 13.32 |
| | Order Coordination for Unbundled Copper Loops (per loop) | | | UCL | UCLMC | | 36.52 | 36.52 | | | | | | | | | |
| | Unbundled Loop Service Rearrangement, change in loop facility, per circuit | | | UCL | UREWO | | 31.99 | 20.02 | | | | | | 20.35 | 10.54 | 13.32 | 13.32 |
| 4-WIRE COPPER LOOP | | | | | | | | | | | | | | | | | |
| | 4-Wire Copper Loop-Designed including manual service inquiry and facility reservation - Zone 1 | | 1 | UCL | UCL4S | 21.98 | 122.76 | 85.57 | 76.35 | 39.16 | | | | 20.35 | 10.54 | 13.32 | 13.32 |
| | 4-Wire Copper Loop-Designed including manual service inquiry and facility reservation - Zone 2 | | 2 | UCL | UCL4S | 32.93 | 122.76 | 85.57 | 76.35 | 39.16 | | | | 20.35 | 10.54 | 13.32 | 13.32 |
| | 4-Wire Copper Loop-Designed including manual service inquiry and facility reservation - Zone 3 | | 3 | UCL | UCL4S | 54.99 | 122.76 | 85.57 | 76.35 | 39.16 | | | | 20.35 | 10.54 | 13.32 | 13.32 |
| | 4-Wire Copper Loop-Designed without manual service inquiry and facility reservation - Zone 1 | | 1 | UCL | UCL4W | 21.98 | 122.76 | 85.57 | 76.35 | 39.16 | | | | 20.35 | 10.54 | 13.32 | 13.32 |
| | 4-Wire Copper Loop-Designed without manual service inquiry and facility reservation - Zone 2 | | 2 | UCL | UCL4W | 32.93 | 122.76 | 85.57 | 76.35 | 39.16 | | | | 20.35 | 10.54 | 13.32 | 13.32 |
| | 4-Wire Copper Loop-Designed without manual service inquiry and facility reservation - Zone 3 | | 3 | UCL | UCL4W | 54.99 | 122.76 | 85.57 | 76.35 | 39.16 | | | | 20.35 | 10.54 | 13.32 | 13.32 |
| | Order Coordination for Unbundled Copper Loops (per loop) | | | UCL | UCLMC | | 36.52 | 36.52 | | | | | | | | | |
| | Unbundled Loop Service Rearrangement, change in loop facility, per circuit | | | UCL | UREWO | | 31.99 | 20.02 | | | | | | 20.35 | 10.54 | 13.32 | 13.32 |
| | Order Coordination for Specified Conversion Time (per LSR) | | | UEA, UDN, UAL, UHL, UDL, USL | OCOSL | | 34.29 | | | | | | | | | | |
| Rearrangements | | | | | | | | | | | | | | | | | |
| | EEL to UNE-L Retermination, per 2 Wire Unbundled Voice Loop-SL2 | | | UEA | UREEL | | 75.06 | 36.41 | | | | | | | | | |
| | EEL to UNE-L Retermination, per 4 Wire Unbundled Voice Loop | | | UEA | UREEL | | 75.06 | 36.41 | | | | | | | | | |
| | EEL to UNE-L Retermination, per 2 Wire ISDN Loop | | | UDN | UREEL | | 91.77 | 44.22 | | | | | | | | | |
| | EEL to UNE-L Retermination, per 4 Wire Unbundled Digital Loop | | | UDL | UREEL | | 102.28 | 49.82 | | | | | | | | | |
| | EEL to UNE-L Retermination, per 4 Wire Unbundled DS1 Loop | | | USL | UREEL | | 130.47 | 40.11 | | | | | | | | | |
| UNE LOOP COMMINGLING | | | | | | | | | | | | | | | | | |
| 2-WIRE ANALOG VOICE GRADE LOOP - COMMINGLING | | | | | | | | | | | | | | | | | |
| | 2-Wire Analog Voice Grade Loop - Service Level 2 w/Loop or Ground Start Signaling - Zone 1 | | 1 | NTCVG | UEAL2 | 14.74 | 75.06 | 48.20 | 28.70 | 17.64 | | | | | | | |
| | 2-Wire Analog Voice Grade Loop - Service Level 2 w/Loop or Ground Start Signaling - Zone 2 | | 2 | NTCVG | UEAL2 | 22.08 | 75.06 | 48.20 | 28.70 | 17.64 | | | | | | | |
| | 2-Wire Analog Voice Grade Loop - Service Level 2 w/Loop or Ground Start Signaling - Zone 3 | | 3 | NTCVG | UEAL2 | 36.87 | 75.06 | 48.20 | 28.70 | 17.64 | | | | | | | |

| UNBUNDLED NETWORK ELEMENTS - Tennessee | | | | | | | | | | | Att: 2 Exh: A | | | | | |
|---|---|---------|------|---------------------|-------|-----------|--------------------|--------|--------------------|------------------|----------------------------------|--------------------------------------|--|--|---|---|
| CATEGORY | RATE ELEMENTS | Interim | Zone | BCS | USOC | RATES(\$) | | | | | Svc Order Submitted Elec per LSR | Svc Order Submitted Manually per LSR | Incremental Charge - Manual Svc Order vs. Electronic-1st | Incremental Charge - Manual Svc Order vs. Electronic-Add'l | Incremental Charge - Manual Svc Order vs. Electronic-Disc 1st | Incremental Charge - Manual Svc Order vs. Electronic-Disc Add'l |
| | | | | | | Rec | Nonrecurring First | Add'l | Nonrecurring First | Disconnect Add'l | OSS Rates(\$) | | | | | |
| | | | | | | | | | | | SOMEC | SOMAN | SOMAN | SOMAN | SOMAN | SOMAN |
| | 2-Wire Analog Voice Grade Loop - Service Level 2 w/Reverse Battery Signaling - Zone 1 | | 1 | NTCVG | UEAR2 | 14.74 | 75.06 | 48.20 | 28.70 | 17.64 | | | | | | |
| | 2-Wire Analog Voice Grade Loop - Service Level 2 w/Reverse Battery Signaling - Zone 2 | | 2 | NTCVG | UEAR2 | 22.08 | 75.06 | 48.20 | 28.70 | 17.64 | | | | | | |
| | 2-Wire Analog Voice Grade Loop - Service Level 2 w/Reverse Battery Signaling - Zone 3 | | 3 | NTCVG | UEAR2 | 36.87 | 75.06 | 48.20 | 28.70 | 17.64 | | | | | | |
| | Switch-As-Is Conversion rate per UNE Loop, Single LSR, (per DS0) | | | NTCVG | URES | | 23.42 | 3.30 | | | | | | | | |
| | Switch-As-Is Conversion rate per UNE Loop, Spreadsheet, (per DS0) | | | NTCVG | URES | | 24.82 | 4.70 | | | | | | | | |
| | Unbundled Loop Service Rearrangement, change in loop facility, per circuit | | | NTCVG | UREWO | | 75.06 | 36.41 | | | | | | | | |
| | Loop Tagging - Service Level 2 (SL2) | | | NTCVG | URETL | | 11.23 | 1.10 | | | | | | | | |
| 4-WIRE ANALOG VOICE GRADE LOOP | | | | | | | | | | | | | | | | |
| | 4-Wire Analog Voice Grade Loop - Zone 1 | | 1 | NTCVG | UEAL4 | 21.98 | 122.76 | 85.57 | 76.35 | 39.16 | | | | | | |
| | 4-Wire Analog Voice Grade Loop - Zone 2 | | 2 | NTCVG | UEAL4 | 32.93 | 122.76 | 85.57 | 76.35 | 39.16 | | | | | | |
| | 4-Wire Analog Voice Grade Loop - Zone 3 | | 3 | NTCVG | UEAL4 | 54.99 | 122.76 | 85.57 | 76.35 | 39.16 | | | | | | |
| | Switch-As-Is Conversion rate per UNE Loop, Single LSR, (per DS0) | | | NTCVG | URES | | 23.42 | 3.30 | | | | | | | | |
| | Switch-As-Is Conversion rate per UNE Loop, Spreadsheet, (per DS0) | | | NTCVG | URES | | 24.82 | 4.70 | | | | | | | | |
| | Unbundled Loop Service Rearrangement, change in loop facility, per circuit | | | NTCVG | UREWO | | 75.06 | 36.41 | | | | | | | | |
| 4-WIRE DS1 DIGITAL LOOP - COMMINGLING | | | | | | | | | | | | | | | | |
| | 4-Wire DS1 Digital Loop - Zone 1 | | 1 | NTCD1 | USLXX | 51.38 | 313.08 | 219.72 | 96.86 | 40.45 | | | | | | |
| | 4-Wire DS1 Digital Loop - Zone 2 | | 2 | NTCD1 | USLXX | 76.98 | 313.08 | 219.72 | 96.86 | 40.45 | | | | | | |
| | 4-Wire DS1 Digital Loop - Zone 3 | | 3 | NTCD1 | USLXX | 128.54 | 313.08 | 219.72 | 96.86 | 40.45 | | | | | | |
| | Switch-As-Is Conversion rate per UNE Loop, Single LSR, (per DS1) | | | NTCD1 | URES | | 23.42 | 3.30 | | | | | | | | |
| | Switch-As-Is Conversion rate per UNE Loop, Spreadsheet, (per DS1) | | | NTCD1 | URES | | 24.82 | 4.70 | | | | | | | | |
| | Unbundled Loop Service Rearrangement, change in loop facility, per circuit | | | NTCD1 | UREWO | | 130.47 | 40.11 | | | | | | | | |
| 4-WIRE 19.2, 56 OR 64 KBPS DIGITAL GRADE LOOP | | | | | | | | | | | | | | | | |
| | 4 Wire Unbundled Digital Loop 2.4 Kbps - Zone 1 | | 1 | NTCUD | UDL2X | 27.68 | 207.01 | 141.38 | 90.70 | 44.18 | | | | | | |
| | 4 Wire Unbundled Digital Loop 2.4 Kbps - Zone 2 | | 2 | NTCUD | UDL2X | 41.47 | 207.01 | 141.38 | 90.70 | 44.18 | | | | | | |
| | 4 Wire Unbundled Digital Loop 2.4 Kbps - Zone3 | | 3 | NTCUD | UDL2X | 69.24 | 207.01 | 141.38 | 90.70 | 44.18 | | | | | | |
| | 4 Wire Unbundled Digital Loop 4.8 Kbps -Zone 1 | | 1 | NTCUD | UDL4X | 27.68 | 207.01 | 141.38 | 90.70 | 44.18 | | | | | | |
| | 4 Wire Unbundled Digital Loop 4.8 Kbps - Zone 2 | | 2 | NTCUD | UDL4X | 41.47 | 207.01 | 141.38 | 90.70 | 44.18 | | | | | | |
| | 4 Wire Unbundled Digital Loop 4.8 Kbps - Zone 3 | | 3 | NTCUD | UDL4X | 69.24 | 207.01 | 141.38 | 90.70 | 44.18 | | | | | | |
| | 4 Wire Unbundled Digital Loop 9.6 Kbps - Zone 1 | | 1 | NTCUD | UDL9X | 27.68 | 207.01 | 141.38 | 90.70 | 44.18 | | | | | | |
| | 5 Wire Unbundled Digital Loop 9.6 Kbps - Zone 2 | | 2 | NTCUD | UDL9X | 41.47 | 207.01 | 141.38 | 90.70 | 44.18 | | | | | | |
| | 6 Wire Unbundled Digital Loop 9.6 Kbps - Zone 3 | | 3 | NTCUD | UDL9X | 69.24 | 207.01 | 141.38 | 90.70 | 44.18 | | | | | | |
| | 4 Wire Unbundled Digital 19.2 Kbps - Zone 1 | | 1 | NTCUD | UDL19 | 27.68 | 207.01 | 141.38 | 90.70 | 44.18 | | | | | | |
| | 4 Wire Unbundled Digital 19.2 Kbps - Zone 2 | | 2 | NTCUD | UDL19 | 41.47 | 207.01 | 141.38 | 90.70 | 44.18 | | | | | | |
| | 4 Wire Unbundled Digital 19.2 Kbps - Zone 3 | | 3 | NTCUD | UDL19 | 69.24 | 207.01 | 141.38 | 90.70 | 44.18 | | | | | | |
| | 4 Wire Unbundled Digital Loop 56 Kbps - Zone 1 | | 1 | NTCUD | UDL56 | 27.68 | 207.01 | 141.38 | 90.70 | 44.18 | | | | | | |
| | 4 Wire Unbundled Digital Loop 56 Kbps - Zone 2 | | 2 | NTCUD | UDL56 | 41.47 | 207.01 | 141.38 | 90.70 | 44.18 | | | | | | |
| | 4 Wire Unbundled Digital Loop 56 Kbps - Zone 3 | | 3 | NTCUD | UDL56 | 69.24 | 207.01 | 141.38 | 90.70 | 44.18 | | | | | | |
| | 4 Wire Unbundled Digital Loop 64 Kbps - Zone 1 | | 1 | NTCUD | UDL64 | 27.68 | 207.01 | 141.38 | 90.70 | 44.18 | | | | | | |
| | 4 Wire Unbundled Digital Loop 64 Kbps - Zone 2 | | 2 | NTCUD | UDL64 | 41.47 | 207.01 | 141.38 | 90.70 | 44.18 | | | | | | |
| | 4 Wire Unbundled Digital Loop 64 Kbps - Zone 3 | | 3 | NTCUD | UDL64 | 69.24 | 207.01 | 141.38 | 90.70 | 44.18 | | | | | | |
| | Switch-As-Is Conversion rate per UNE Loop, Single LSR, (per DS0) | | | NTCUD | URES | | 23.42 | 3.30 | | | | | | | | |
| | Switch-As-Is Conversion rate per UNE Loop, Spreadsheet, (per DS0) | | | NTCUD | URES | | 24.82 | 4.70 | | | | | | | | |
| | Unbundled Loop Service Rearrangement, change in loop facility, per circuit | | | NTCUD | UREWO | | 102.28 | 49.82 | | | | | | | | |
| | Order Coordination for Specified Conversion Time (per LSR) | | | NTCVG, NTCUD, NTCD1 | OCOSL | | 34.29 | | | | | | | | | |
| MAINTENANCE OF SERVICE | | | | | | | | | | | | | | | | |

| UNBUNDLED NETWORK ELEMENTS - Tennessee | | | | | | | | | | | | | Att: 2 Exh: A | | | | |
|---|---------------|---|---------|------|--|-------|-----------|--------------------|--------|--------------------|----------------------------------|--------------------------------------|--|--|---|---|-------|
| CATEGORY | RATE ELEMENTS | | Interim | Zone | BCS | USOC | RATES(\$) | | | | Svc Order Submitted Elec per LSR | Svc Order Submitted Manually per LSR | Incremental Charge - Manual Svc Order vs. Electronic-1st | Incremental Charge - Manual Svc Order vs. Electronic-Add'l | Incremental Charge - Manual Svc Order vs. Electronic-Disc 1st | Incremental Charge - Manual Svc Order vs. Electronic-Disc Add'l | |
| | | | | | | | Rec | Nonrecurring First | Add'l | Nonrecurring First | Disconnect Add'l | OSS Rates(\$) | | | | | |
| | | | | | | | | | | | | SOMEC | SOMAN | SOMAN | SOMAN | SOMAN | |
| | | Maintenance of Service Charge, Basic Time, per half hour | | | UDC, UEA, UDL, UDN, USL, UAL, UHL, UCL, NTCVG, NTCUD, NTCDD1, U1TD1, U1TD3, U1TDX, U1TS1, U1TVX, UDF, UDFCX, UDLSX, UE3, ULDD1, ULDD3, ULDDX, ULDS1, ULDVX, UNC1X, UNC3X, UNCDX, UNCSX, UNCVX, ULS | MVVBT | | 80.00 | 55.00 | | | | | | | | |
| | | Maintenance of Service Charge, Overtime, per half hour | | | UDC, UEA, UDL, UDN, USL, UAL, UHL, UCL, NTCVG, NTCUD, NTCDD1, U1TD1, U1TD3, U1TDX, U1TS1, U1TVX, UDF, UDFCX, UDLSX, UE3, ULDD1, ULDD3, ULDDX, ULDS1, ULDVX, UNC1X, UNC3X, UNCDX, UNCSX, UNCVX, ULS | MVVOT | | 90.00 | 65.00 | | | | | | | | |
| | | Maintenance of Service Charge, Premium, per half hour | | | UDC, UEA, UDL, UDN, USL, UAL, UHL, UCL, NTCVG, NTCUD, NTCDD1, U1TD1, U1TD3, U1TDX, U1TS1, U1TVX, UDF, UDFCX, UDLSX, UE3, ULDD1, ULDD3, ULDDX, ULDS1, ULDVX, UNC1X, UNC3X, UNCDX, UNCSX, UNCVX, ULS | MVVPT | | 100.00 | 75.00 | | | | | | | | |
| LOOP MODIFICATION | | | | | | | | | | | | | | | | | |
| Service Order charges will only apply once per Loop | | | | | | | | | | | | | | | | | |
| | | Unbundled Loop Modification, Removal of Load Coils - 2 Wire pair less than or equal to 18k ft, per Unbundled Loop | | | UAL, UHL, UCL, UEQ, ULS, UEA, UEANL, UEPSR, UEPSB | ULM2L | | 65.40 | 65.40 | | | | | | | | |
| | | Unbundled Loop Modification Removal of Load Coils - 4 Wire less than or equal to 18K ft, per Unbundled Loop | | | UHL, UCL, UEA | ULM4L | | 65.40 | 65.40 | | | | | | | | |
| | | Unbundled Loop Modification Removal of Bridged Tap Removal, per unbundled loop | | | UAL, UHL, UCL, UEQ, ULS, UEA, UEANL, UEPSR, UEPSB | ULMBT | | 65.44 | 65.44 | | | | | | | | |
| SUB-LOOPS | | | | | | | | | | | | | | | | | |
| Sub-Loop Distribution | | | | | | | | | | | | | | | | | |
| | | Sub-Loop - Per Cross Box Location - CLEC Feeder Facility Set-Up | | | UEANL, UEF | USBSA | | 517.25 | 517.25 | | | | | 20.35 | 10.54 | 13.32 | 13.32 |
| | | Sub-Loop - Per Cross Box Location - Per 25 Pair Panel Set-Up | | | UEANL, UEF | USBSB | | 42.68 | 42.68 | | | | | 20.35 | 10.54 | 13.32 | 13.32 |
| | | Sub-Loop - Per Building Equipment Room - CLEC Feeder Facility Set-Up | | | UEANL | USBSC | | 313.01 | 313.01 | | | | | 20.35 | 10.54 | 13.32 | 13.32 |
| | | Sub-Loop - Per Building Equipment Room - Per 25 Pair Panel Set-Up | | | UEANL | USBSD | | 108.06 | 108.06 | | | | | 20.35 | 10.54 | 13.32 | 13.32 |

| UNBUNDLED NETWORK ELEMENTS - Tennessee | | | | | | | | | | | Att: 2 Exh: A | | | | | |
|---|--|---------|------|------------|-------|-----------|--------------------|--------|--------------------|------------------|----------------------------------|--------------------------------------|--|--|---|---|
| CATEGORY | RATE ELEMENTS | Interim | Zone | BCS | USOC | RATES(\$) | | | | | Svc Order Submitted Elec per LSR | Svc Order Submitted Manually per LSR | Incremental Charge - Manual Svc Order vs. Electronic-1st | Incremental Charge - Manual Svc Order vs. Electronic-Add'l | Incremental Charge - Manual Svc Order vs. Electronic-Disc 1st | Incremental Charge - Manual Svc Order vs. Electronic-Disc Add'l |
| | | | | | | Rec | Nonrecurring First | Add'l | Nonrecurring First | Disconnect Add'l | OSS Rates(\$) | | | | | |
| | | | | | | | | | | | SOME C | SOMAN | SOMAN | SOMAN | SOMAN | SOMAN |
| | Sub-Loop Distribution Per 2-Wire Analog Voice Grade Loop - Statewide | | | UEANL | USBN2 | 10.02 | 148.84 | 112.34 | 73.14 | 36.65 | | | 20.35 | 10.54 | 13.32 | 13.32 |
| | Order Coordination for Unbundled Sub-Loops, per sub-loop pair | | | UEANL | USBMC | | 36.52 | 36.52 | | | | | | | | |
| | Sub-Loop Distribution Per 4-Wire Analog Voice Grade Loop - Zone 1 | | 1 | UEANL | USBN4 | 6.54 | 106.85 | 51.20 | 74.08 | 11.55 | | | 20.35 | 10.54 | 13.32 | 13.32 |
| | Sub-Loop Distribution Per 4-Wire Analog Voice Grade Loop - Zone 2 | | 2 | UEANL | USBN4 | 9.80 | 106.85 | 51.20 | 74.08 | 11.55 | | | 20.35 | 10.54 | 13.32 | 13.32 |
| | Sub-Loop Distribution Per 4-Wire Analog Voice Grade Loop - Zone 3 | | 3 | UEANL | USBN4 | 16.36 | 106.85 | 51.20 | 74.08 | 11.55 | | | 20.35 | 10.54 | 13.32 | 13.32 |
| | Order Coordination for Unbundled Sub-Loops, per sub-loop pair | | | UEANL | USBMC | | 36.52 | 36.52 | | | | | | | | |
| | Sub-Loop 2-Wire Intrabuilding Network Cable (INC) | | | UEANL | USBR2 | 1.35 | 94.56 | 29.35 | | | | | 20.35 | 10.54 | 13.32 | 13.32 |
| | Order Coordination for Unbundled Sub-Loops, per sub-loop pair | | | UEANL | USBMC | | 36.52 | 36.52 | | | | | | | | |
| | Sub-Loop 4-Wire Intrabuilding Network Cable (INC) | | | UEANL | USBR4 | 2.26 | 116.14 | 37.10 | | | | | 20.35 | 10.54 | 13.32 | 13.32 |
| | Order Coordination for Unbundled Sub-Loops, per sub-loop pair | | | UEANL | USBMC | | 36.52 | 36.52 | | | | | | | | |
| | Loop Testing - Basic 1st Half Hour | | | UEANL | URET1 | | 57.67 | 0.00 | | | | | | | | |
| | Loop Testing - Basic Additional Half Hour | | | UEANL | URET1 | | 37.44 | 37.44 | | | | | | | | |
| | 2 Wire Copper Unbundled Sub-Loop Distribution - Zone 1 | | 1 | UEF | UCS2X | 4.67 | 81.40 | 25.75 | 70.82 | 9.55 | | | 20.35 | 10.54 | 13.32 | 13.32 |
| | 2 Wire Copper Unbundled Sub-Loop Distribution - Zone 2 | | 2 | UEF | UCS2X | 6.99 | 81.40 | 25.75 | 70.82 | 9.55 | | | 20.35 | 10.54 | 13.32 | 13.32 |
| | 2 Wire Copper Unbundled Sub-Loop Distribution - Zone 3 | | 3 | UEF | UCS2X | 11.67 | 81.40 | 25.75 | 70.82 | 9.55 | | | 20.35 | 10.54 | 13.32 | 13.32 |
| | Order Coordination for Unbundled Sub-Loops, per sub-loop pair | | | UEF | USBMC | | 36.52 | 36.52 | | | | | | | | |
| | 4 Wire Copper Unbundled Sub-Loop Distribution - Zone 1 | | 1 | UEF | UCS4X | 5.85 | 81.74 | 26.08 | 74.08 | 11.55 | | | 20.35 | 10.54 | 13.32 | 13.32 |
| | 4 Wire Copper Unbundled Sub-Loop Distribution - Zone 2 | | 2 | UEF | UCS4X | 8.76 | 81.74 | 26.08 | 74.08 | 11.55 | | | 20.35 | 10.54 | 13.32 | 13.32 |
| | 4 Wire Copper Unbundled Sub-Loop Distribution - Zone 3 | | 3 | UEF | UCS4X | 14.63 | 81.74 | 26.08 | 74.08 | 11.55 | | | 20.35 | 10.54 | 13.32 | 13.32 |
| | Order Coordination for Unbundled Sub-Loops, per sub-loop pair | | | UEF | USBMC | | 36.52 | 36.52 | | | | | | | | |
| | Loop Tagging Service Level 1, Unbundled Copper Loop, Non-Designed and Distribution Subloops | | | UEF, UEANL | URET1 | | 8.95 | 0.88 | | | | | | | | |
| | Loop Testing - Basic 1st Half Hour | | | UEF | URET1 | | 57.67 | 0.00 | | | | | | | | |
| | Loop Testing - Basic Additional Half Hour | | | UEF | URETA | | 37.44 | 37.44 | | | | | | | | |
| Unbundled Sub-Loop Modification | | | | | | | | | | | | | | | | |
| | Unbundled Sub-Loop Modification - 2-W Copper Dist Load Coil/Equip Removal per 2-W PR | | | UEF | ULM2X | | 335.36 | 7.82 | | | | | | | | |
| | Unbundled Sub-loop Modification - 4-W Copper Dist Load Coil/Equip Removal per 4-W PR | | | UEF | ULM4X | | 335.36 | 7.82 | | | | | | | | |
| | Unbundled Loop Modification, Removal of Bridge Tap, per unbundled loop | | | UEF | ULMBT | | 528.48 | 9.74 | | | | | | | | |
| Unbundled Network Terminating Wire (UNTW) | | | | | | | | | | | | | | | | |
| | Unbundled Network Terminating Wire (UNTW) per Pair | | | UENTW | UENPP | 0.4555 | 2.48 | 2.48 | 0.5814 | 0.5814 | | | 20.35 | 10.54 | 13.32 | 13.32 |
| Network Interface Device (NID) | | | | | | | | | | | | | | | | |
| | Network Interface Device (NID) - 1-2 lines | | | UENTW | UND12 | | 63.46 | 31.06 | 0.6391 | 0.6391 | | | 20.35 | 10.54 | 13.32 | 13.32 |
| | Network Interface Device (NID) - 1-6 lines | | | UENTW | UND16 | | 63.46 | 31.06 | 0.6522 | 0.6522 | | | 20.35 | 10.54 | 13.32 | 13.32 |
| | Network Interface Device Cross Connect - 2 W | | | UENTW | UNDC2 | | 8.75 | 8.75 | | | | | 20.35 | 10.54 | 13.32 | 13.32 |
| | Network Interface Device Cross Connect - 4W | | | UENTW | UNDC4 | | 8.75 | 8.75 | | | | | 20.35 | 10.54 | 13.32 | 13.32 |
| UNE OTHER, PROVISIONING ONLY - NO RATE | | | | | | | | | | | | | | | | |
| | UAL, UCL, UDC, UDL, UDN, UEA, UHL, UEANL, UEF, UEQ, UENTW, NTCVG, NTCUD, NTC1, USL | | | | UNECN | 0.00 | 0.00 | | | | | | | | | |
| | Unbundled Contact Name, Provisioning Only - no rate | | | USL, NTC1 | CCOSF | | 0.00 | | | | | | | | | |
| | Unbundled DS1 Loop - Superframe Format Option - no rate | | | | | | | | | | | | | | | |
| | Unbundled DS1 Loop - Expanded Superframe Format option - no rate | | | USL, NTC1 | CCOEF | | 0.00 | | | | | | | | | |
| | NID - Dispatch and Service Order for NID installation | | | UENTW | UNDBX | 0.00 | 0.00 | | | | | | | | | |
| | UNTW Circuit Establishment, Provisioning Only - No Rate | | | UENTW | UENCE | 0.00 | 0.00 | | | | | | | | | |
| LOOP MAKE-UP | | | | | | | | | | | | | | | | |
| | Loop Makeup - Preordering Without Reservation, per working or spare facility queried (Manual). | | | UMK | UMKLW | | 0.76 | 0.76 | | | | | 20.35 | 10.54 | 13.32 | 13.32 |

| UNBUNDLED NETWORK ELEMENTS - Tennessee | | | | | | | | | | | | Att: 2 Exh: A | | | | | |
|---|--|---------|------|-------------|-------|-----------|--------------------|--------|--------------------|------------------|----------------------------------|--------------------------------------|--|--|---|---|-------|
| CATEGORY | RATE ELEMENTS | Interim | Zone | BCS | USOC | RATES(\$) | | | | | Svc Order Submitted Elec per LSR | Svc Order Submitted Manually per LSR | Incremental Charge - Manual Svc Order vs. Electronic-1st | Incremental Charge - Manual Svc Order vs. Electronic-Add'l | Incremental Charge - Manual Svc Order vs. Electronic-Disc 1st | Incremental Charge - Manual Svc Order vs. Electronic-Disc Add'l | |
| | | | | | | Rec | Nonrecurring First | Add'l | Nonrecurring First | Disconnect Add'l | OSS Rates(\$) | | | | | | |
| | | | | | | | | | | | SOMEc | SOMAN | SOMAN | SOMAN | SOMAN | SOMAN | |
| | Loop Makeup - Preordering With Reservation, per spare facility queried (Manual). | | | UMK | UMKLP | | 0.76 | 0.76 | | | | | | 20.35 | 10.54 | 13.32 | 13.32 |
| | Loop Makeup--With or Without Reservation, per working or spare facility queried (Mechanized) | | | UMK | UMKMQ | | 0.76 | 0.76 | | | | | | 20.35 | 10.54 | 13.32 | 13.32 |
| LINE SPLITTING | | | | | | | | | | | | | | | | | |
| END USER ORDERING-CENTRAL OFFICE BASED | | | | | | | | | | | | | | | | | |
| | Line Splitting - per line activation DLEC owned splitter | | | UEPSR UEPSB | UREOS | 0.61 | | | | | | | | | | | |
| | Line Splitting - per line activation AT&T owned - physical | | | UEPSR UEPSB | UREBP | 0.61 | 48.96 | 21.39 | 35.06 | 10.79 | | | | 20.35 | 10.54 | 13.32 | 13.32 |
| | Line Splitting - per line activation AT&T owned - virtual | | | UEPSR UEPSB | UREBV | 0.61 | 48.96 | 21.39 | 35.06 | 10.79 | | | | 20.35 | 10.54 | 13.32 | 13.32 |
| END USER ORDERING - REMOTE SITE LINE SPLITTING | | | | | | | | | | | | | | | | | |
| | Remote Site Shared Loop Line Activation for End Users - CLEC Owned Splitter | | | UEPSR UEPSB | URERS | 0.61 | 53.40 | 21.61 | 6.70 | 6.70 | | | | 0.00 | 0.00 | 0.00 | 0.00 |
| | Remote Site Shared Loop - Subsequent Activity - CLEC Owned Splitter | | | UEPSR UEPSB | URERA | | 50.57 | 20.06 | | | | | | 0.00 | 0.00 | 0.00 | 0.00 |
| UNBUNDLED EXCHANGE ACCESS LOOP | | | | | | | | | | | | | | | | | |
| 2-WIRE ANALOG VOICE GRADE LOOP | | | | | | | | | | | | | | | | | |
| | 2 Wire Analog Voice Grade Loop-Service Level 1-Line Splitting-Zone 1 | | 1 | UEPSR UEPSB | UEALS | 11.74 | 31.99 | 20.02 | 10.65 | 1.41 | | | | 20.35 | 10.54 | 13.32 | 13.32 |
| | 2 Wire Analog Voice Grade Loop-Service Level 1-Line Splitting-Zone 1 | | 1 | UEPSR UEPSB | UEABS | 11.74 | 31.99 | 20.02 | 10.65 | 1.41 | | | | 20.35 | 10.54 | 13.32 | 13.32 |
| | 2 Wire Analog Voice Grade Loop- Service Level 1-Line Splitting-Zone 2 | | 2 | UEPSR UEPSB | UEALS | 17.59 | 31.99 | 20.02 | 10.65 | 1.41 | | | | 20.35 | 10.54 | 13.32 | 13.32 |
| | 2 Wire Analog Voice Grade Loop- Service Level 1-Line Splitting-Zone 2 | | 2 | UEPSR UEPSB | UEABS | 17.59 | 31.99 | 20.02 | 10.65 | 1.41 | | | | 20.35 | 10.54 | 13.32 | 13.32 |
| | 2 Wire Analog Voice Grade Loop-Service Level 1-Line Splitting-Zone 3 | | 3 | UEPSR UEPSB | UEALS | 29.37 | 31.99 | 20.02 | 10.65 | 1.41 | | | | 20.35 | 10.54 | 13.32 | 13.32 |
| | 2 Wire Analog Voice Grade Loop-Service Level 1-Line Splitting-Zone 3 | | 3 | UEPSR UEPSB | UEABS | 29.37 | 31.99 | 20.02 | 10.65 | 1.41 | | | | 20.35 | 10.54 | 13.32 | 13.32 |
| PHYSICAL COLLOCATION | | | | | | | | | | | | | | | | | |
| | Physical Collocation-2 Wire Cross Connects (Loop) for Line Splitting | | | UEPSR UEPSB | PE1LS | 0.0475 | 11.62 | 9.90 | 10.38 | 8.66 | | | | 0.00 | 0.00 | 0.00 | 0.00 |
| VIRTUAL COLLOCATION | | | | | | | | | | | | | | | | | |
| | Virtual Collocation-2 Wire Cross Connects (Loop) for Line Splitting | | | UEPSR UEPSB | VE1LS | 0.57 | 11.62 | 9.90 | 10.38 | 8.66 | | | | 2.07 | 2.81 | 0.67 | 1.41 |
| UNBUNDLED DEDICATED TRANSPORT | | | | | | | | | | | | | | | | | |
| INTEROFFICE CHANNEL - DEDICATED TRANSPORT - Stand Alone | | | | | | | | | | | | | | | | | |
| | Interoffice Channel - 2-Wire Voice Grade - per mile | | | U1TVX | 1L5XX | 0.0174 | | | | | | | | | | | |
| | Interoffice Channel - 2-Wire Voice Grade - Facility Termination | | | U1TVX | U1TV2 | 18.58 | 55.39 | 17.37 | 27.96 | 3.51 | | | | 20.35 | 21.09 | 9.80 | 10.54 |
| | Interoffice Channel - 2-Wire Voice Grade Rev Bat. - per mile | | | U1TVX | 1L5XX | 0.0174 | | | | | | | | | | | |
| | Interoffice Channel - 2-Wire VG Rev Bat. - Facility Termination | | | U1TVX | U1TR2 | 18.58 | 55.39 | 17.37 | 27.96 | 3.51 | | | | 20.35 | 21.09 | 9.80 | 10.54 |
| | Interoffice Channel - 4-Wire Voice Grade - per mile | | | U1TVX | 1L5XX | 0.0174 | | | | | | | | | | | |
| | Interoffice Channel - 4- Wire Voice Grade - Facility Termination | | | U1TVX | U1TV4 | 24.09 | 37.87 | 26.02 | 30.78 | 13.07 | | | | 15.08 | 15.08 | 9.80 | 10.54 |
| | Interoffice Channel - 56 kbps - per mile | | | U1TDX | 1L5XX | 0.0174 | | | | | | | | | | | |
| | Interoffice Channel - 56 kbps - Facility Termination | | | U1TDX | U1TD5 | 17.98 | 55.39 | 17.37 | 27.96 | 3.51 | | | | 20.35 | 21.09 | 9.80 | 10.54 |
| | Interoffice Channel - 64 kbps - per mile | | | U1TDX | 1L5XX | 0.0174 | | | | | | | | | | | |
| | Interoffice Channel - 64 kbps - Facility Termination | | | U1TDX | U1TD6 | 17.98 | 55.39 | 17.37 | 27.96 | 3.51 | | | | 20.35 | 21.09 | 9.80 | 10.54 |
| | Interoffice Channel - DS1 - per mile | | | U1TD1 | 1L5XX | 0.3562 | | | | | | | | | | | |
| | Interoffice Channel - DS1 - Facility Termination | | | U1TD1 | U1TF1 | 77.86 | 112.40 | 76.27 | 19.55 | 14.99 | | | | 20.35 | 21.09 | 9.80 | 10.54 |
| | Interoffice Channel - DS3 - per mile | | | U1TD3 | 1L5XX | 2.34 | | | | | | | | | | | |
| | Interoffice Channel - DS3 - Facility Termination | | | U1TD3 | U1TF3 | 848.99 | 395.29 | 176.56 | 109.04 | 105.91 | | | | 36.84 | 36.84 | 19.01 | 19.01 |
| | Interoffice Channel - STS-1 - per mile | | | U1TS1 | 1L5XX | 2.34 | | | | | | | | | | | |
| | Interoffice Channel - STS-1 - Facility Termination | | | U1TS1 | U1TFS | 849.30 | 395.29 | 176.56 | 109.04 | 105.91 | | | | 36.84 | 36.84 | 19.01 | 19.01 |
| UNBUNDLED DARK FIBER - Stand Alone or in Combination | | | | | | | | | | | | | | | | | |
| | Dark Fiber - Interoffice Transport, Per Four Fiber Strands, Per Route Mile Or Fraction Thereof | | | UDF,UDFCX | 1L5DF | 28.74 | | | | | | | | | | | |
| | Dark Fiber - Interoffice Transport, Per Four Fiber Strands, Per Route Mile Or Fraction Thereof | | | UDF,UDFCX | UDF14 | | 1,121.00 | 153.19 | 580.26 | 357.17 | | | | | | | |
| HIGH CAPACITY UNBUNDLED LOCAL LOOP | | | | | | | | | | | | | | | | | |
| DS-3/STS-1 UNBUNDLED LOCAL LOOP - Stand Alone | | | | | | | | | | | | | | | | | |
| | DS3 Unbundled Local Loop - per mile | | | UE3 | 1L5ND | 9.19 | | | | | | | | | | | |
| | DS3 Unbundled Local Loop - Facility Termination | | | UE3 | UE3PX | 374.24 | 595.37 | 304.50 | 234.83 | 170.16 | | | | 36.84 | 36.84 | 19.01 | 19.01 |
| | STS-1Unbundled Local Loop - per mile | | | UDLSX | 1L5ND | 9.19 | | | | | | | | | | | |

| UNBUNDLED NETWORK ELEMENTS - Tennessee | | | | | | | | | | | | | | | Att: 2 Exh: A | | | | | |
|--|---------------|--|--|--|--|---------|------|--------------------------|--------|-----------|--------------------|--------|--------------------|------------------|----------------------------------|--------------------------------------|--|--|---|---|
| CATEGORY | RATE ELEMENTS | | | | | Interim | Zone | BCS | USOC | RATES(\$) | | | | | Svc Order Submitted Elec per LSR | Svc Order Submitted Manually per LSR | Incremental Charge - Manual Svc Order vs. Electronic-1st | Incremental Charge - Manual Svc Order vs. Electronic-Add'l | Incremental Charge - Manual Svc Order vs. Electronic-Disc 1st | Incremental Charge - Manual Svc Order vs. Electronic-Disc Add'l |
| | | | | | | | | | | Rec | Nonrecurring First | Add'l | Nonrecurring First | Disconnect Add'l | | | OSS Rates(\$) | | | |
| | | | | | | | | | | | | | | | SOMEC | SOMAN | SOMAN | SOMAN | SOMAN | SOMAN |
| | | | | | | | | UDLSX | UDLS1 | 389.35 | 595.37 | 304.50 | 234.83 | 170.16 | | | 36.84 | 36.84 | 19.01 | 19.01 |
| ENHANCED EXTENDED LINK (EELs) | | | | | | | | | | | | | | | | | | | | |
| Network Elements Used in Combinations | | | | | | | | | | | | | | | | | | | | |
| | | | | | | | 1 | UNCVX | UEAL2 | 14.74 | 108.76 | 35.47 | 72.94 | 10.86 | | | 31.26 | 10.42 | | |
| | | | | | | | 2 | UNCVX | UEAL2 | 22.08 | 108.76 | 35.47 | 72.94 | 10.86 | | | 31.26 | 10.42 | | |
| | | | | | | | 3 | UNCVX | UEAL2 | 36.87 | 108.76 | 35.47 | 72.94 | 10.86 | | | 31.26 | 10.42 | | |
| | | | | | | | 1 | UNCVX | UEAL4 | 21.98 | 108.76 | 35.47 | 72.94 | 10.86 | | | 31.26 | 10.42 | | |
| | | | | | | | 2 | UNCVX | UEAL4 | 32.93 | 108.76 | 35.47 | 72.94 | 10.86 | | | 31.26 | 10.42 | | |
| | | | | | | | 3 | UNCVX | UEAL4 | 54.99 | 108.76 | 35.47 | 72.94 | 10.86 | | | 31.26 | 10.42 | | |
| | | | | | | | 1 | UNCNX | U1L2X | 19.77 | 108.76 | 35.47 | 72.94 | 10.86 | | | 31.26 | 10.42 | | |
| | | | | | | | 2 | UNCNX | U1L2X | 29.63 | 108.76 | 35.47 | 72.94 | 10.86 | | | 31.26 | 10.42 | | |
| | | | | | | | 3 | UNCNX | U1L2X | 49.47 | 108.76 | 35.47 | 72.94 | 10.86 | | | 31.26 | 10.42 | | |
| | | | | | | | 1 | UNCDX | UDL56 | 27.68 | 108.76 | 35.47 | 72.94 | 10.86 | | | 20.35 | 10.54 | 13.32 | |
| | | | | | | | 2 | UNCDX | UDL56 | 41.47 | 108.76 | 35.47 | 72.94 | 10.86 | | | 20.35 | 10.54 | 13.32 | |
| | | | | | | | 3 | UNCDX | UDL56 | 69.24 | 108.76 | 35.47 | 72.94 | 10.86 | | | 20.35 | 10.54 | 13.32 | |
| | | | | | | | 1 | UNCDX | UDL64 | 27.68 | 108.76 | 35.47 | 72.94 | 10.86 | | | 20.35 | 10.54 | 13.32 | |
| | | | | | | | 2 | UNCDX | UDL64 | 41.47 | 108.76 | 35.47 | 72.94 | 10.86 | | | 20.35 | 10.54 | 13.32 | |
| | | | | | | | 3 | UNCDX | UDL64 | 69.24 | 108.76 | 35.47 | 72.94 | 10.86 | | | 20.35 | 10.54 | 13.32 | |
| | | | | | | | 1 | UNC1X | USLXX | 51.38 | 228.40 | 161.74 | 79.87 | 24.88 | | | 18.98 | 8.43 | 11.95 | |
| | | | | | | | 2 | UNC1X | USLXX | 76.98 | 228.40 | 161.74 | 79.87 | 24.88 | | | 18.98 | 8.43 | 11.95 | |
| | | | | | | | 3 | UNC1X | USLXX | 128.54 | 228.40 | 161.74 | 79.87 | 24.88 | | | 18.98 | 8.43 | 11.95 | |
| | | | | | | | | UNC3X | 1L5ND | 9.19 | | | | | | | | | | |
| | | | | | | | | UNC3X | UE3PX | 374.24 | 1,260.47 | 628.84 | 106.78 | 45.24 | | | 36.84 | 36.84 | 19.01 | 19.01 |
| | | | | | | | | UNC3X | 1L5ND | 9.19 | | | | | | | | | | |
| | | | | | | | | UNC3X | UDLS1 | 389.35 | 1,260.47 | 628.84 | 79.87 | 24.88 | | | 36.84 | 36.84 | 19.01 | 19.01 |
| | | | | | | | | UNCVX | 1L5XX | 0.0174 | | | | | | | | | | |
| | | | | | | | | UNCVX | U1TV2 | 18.58 | 79.83 | 44.08 | 69.32 | 31.00 | | | 20.35 | 21.09 | 9.80 | 10.54 |
| | | | | | | | | UNCVX | 1L5XX | 0.0174 | | | | | | | | | | |
| | | | | | | | | UNCVX | U1TV4 | 24.09 | 79.83 | 44.08 | 69.32 | 31.00 | | | 15.08 | 15.08 | 8.66 | 8.66 |
| | | | | | | | | UNCDX | 1L5XX | 0.0174 | | | | | | | | | | |
| | | | | | | | | UNCDX | U1TD5 | 17.98 | 79.83 | 44.08 | 69.32 | 31.00 | | | 20.35 | 21.09 | 9.80 | 10.54 |
| | | | | | | | | UNCDX | 1L5XX | 0.0174 | | | | | | | | | | |
| | | | | | | | | UNCDX | U1TD6 | 17.98 | 79.83 | 44.08 | 69.32 | 31.00 | | | 20.35 | 21.09 | 9.80 | 10.54 |
| | | | | | | | | UNC1X | 1L5XX | 0.3562 | | | | | | | | | | |
| | | | | | | | | UNC1X | U1TF1 | 77.86 | 171.24 | 113.12 | 70.07 | 30.90 | | | 20.35 | 21.09 | 9.80 | 10.54 |
| | | | | | | | | UNC3X | 1L5XX | 2.34 | | | | | | | | | | |
| | | | | | | | | UNC3X | U1TF3 | 848.99 | 482.01 | 153.81 | 64.43 | 35.43 | | | 36.84 | 36.84 | 19.01 | 19.01 |
| | | | | | | | | UNC3X | 1L5XX | 2.34 | | | | | | | | | | |
| | | | | | | | | UNC3X | U1TFS | 849.30 | 482.01 | 153.81 | 64.43 | 35.43 | | | 36.84 | 36.84 | 19.01 | 19.01 |
| ADDITIONAL NETWORK ELEMENTS | | | | | | | | | | | | | | | | | | | | |
| Optional Features & Functions: | | | | | | | | | | | | | | | | | | | | |
| | | | | | | | | U1TD1, ULDD1, UNC1X | CCOEF | | 0.00 | 0.00 | 0.00 | 0.00 | | | | | | |
| | | | | | | | | U1TD1, ULDD1, UNC1X | CCOSF | | 0.00 | 0.00 | 0.00 | 0.00 | | | | | | |
| | | | | | | | | ULDD1, U1TD1, UNC1X, USL | NRCCC | | 185.16 | 23.86 | 2.03 | 0.79 | | | | | | |
| | | | | | | | | U1TD3, ULDD3, UE3, UNC3X | NRCCC3 | | 219.46 | 7.68 | 0.7637 | | | | | | | |
| | | | | | | | | UNC1X | MQ1 | 80.77 | 105.76 | 14.48 | 3.04 | 2.74 | | | | | | |
| | | | | | | | | UNC3X, UNC3X | MQ3 | 222.98 | 156.02 | 49.41 | 17.12 | 6.77 | | | 20.35 | 9.80 | 11.49 | 1.18 |
| | | | | | | | | UNCVX | 1D1VG | 1.82 | 5.70 | 4.42 | | | | | | | | |
| | | | | | | | | UEA | 1D1VG | 1.82 | 5.70 | 4.42 | | | | | | | | |
| | | | | | | | | U1TUC | 1D1VG | 1.82 | 5.70 | 4.42 | | | | | | | | |
| | | | | | | | | UNC3X | 1D1DD | 0.91 | 5.70 | 4.42 | | | | | 20.35 | 9.80 | 11.49 | 1.18 |
| | | | | | | | | UDL | 1D1DD | 0.91 | 5.70 | 4.42 | | | | | | | | |
| | | | | | | | | U1TUD | 1D1DD | 0.91 | 5.70 | 4.42 | | | | | | | | |

| UNBUNDLED NETWORK ELEMENTS - Tennessee | | | | | | | | | | | Att: 2 Exh: A | | | | | |
|---|---|---------|------|---|-------|-----------|--------------------|-------|-------------------------------|------------------|----------------------------------|--------------------------------------|--|--|---|---|
| CATEGORY | RATE ELEMENTS | Interim | Zone | BCS | USOC | RATES(\$) | | | | | Svc Order Submitted Elec per LSR | Svc Order Submitted Manually per LSR | Incremental Charge - Manual Svc Order vs. Electronic-1st | Incremental Charge - Manual Svc Order vs. Electronic-Add'l | Incremental Charge - Manual Svc Order vs. Electronic-Disc 1st | Incremental Charge - Manual Svc Order vs. Electronic-Disc Add'l |
| | | | | | | Rec | Nonrecurring First | Add'l | Nonrecurring Disconnect First | Disconnect Add'l | SOMECS | SOMAN | SOMAN | SOMAN | SOMAN | SOMAN |
| | | | | | | | | | | | OSS Rates(\$) | | | | | |
| | | | | | | | | | | | | | | | | |
| | 2-wire ISDN COCI (BRITE) in combination | | | UNCNX | UC1CA | 17.58 | 5.70 | 4.42 | | | | | 20.35 | 9.80 | 11.49 | 1.18 |
| | 2-wire ISDN COCI (BRITE) - for a Local Loop | | | UDN | UC1CA | 17.58 | 5.70 | 4.42 | | | | | | | | |
| | 2-wire ISDN COCI (BRITE) - for connection to a channelized DS1 Local Channel in the same SWC as collocation | | | U1TUB | UC1CA | 17.58 | 5.70 | 4.42 | | | | | | | | |
| | DS1 COCI in combination | | | UNC1X | UC1D1 | 17.58 | 5.70 | 4.42 | | | | | 20.35 | 9.80 | 11.49 | 1.18 |
| | DS1 COCI - for Stand Alone Local Channel | | | ULDD1 | UC1D1 | 17.58 | 5.70 | 4.42 | | | | | | | | |
| | DS1 COCI - for Stand Alone Interoffice Channel | | | U1TD1 | UC1D1 | 17.58 | 5.70 | 4.42 | | | | | | | | |
| | DS1 COCI - for DS1 Local Loop | | | USL, NTCD1 | UC1D1 | 17.58 | 5.70 | 4.42 | | | | | | | | |
| | DS1 COCI - for connection to a channelized DS1 Local Channel in the same SWC as collocation | | | U1TUA | UC1D1 | 17.58 | 5.70 | 4.42 | | | | | | | | |
| | | | | UNCVX, UNCDX, UNC1X, UNC3X, UNCSX, UDFCX, XDH1X, HFQC6, XDD2X, XDV6X, XDDFX, XDD4X, HFRST, UNCNX | UNCCC | | 52.73 | 24.62 | 9.12 | 9.12 | | | | | | |
| | Wholesale - UNE, Switch-As-Is Conversion Charge | | | | | | | | | | | | | | | |
| | Unbundled Misc Rate Element, SNE SAI, Single Network Element - Switch As Is Non-recurring Charge, per circuit (LSR) | i | | U1TVX, U1TDX, U1TD1, U1TD3, U1TS1, UDF, UE3 | URES | | 34.53 | 15.11 | | | | | | | | |
| | Unbundled Misc Rate Element, SNE SAI, Single Network Element - Switch As Is Non-recurring Charge, incremental charge per circuit on a spreadsheet | i | | U1TVX, U1TDX, U1TD1, U1TD3, U1TS1, UDF, UE3 | URES | | 1.40 | 1.40 | | | | | | | | |
| Access to DCS - Customer Reconfiguration (FlexServ) | | | | | | | | | | | | | | | | |
| | Customer Reconfiguration Establishment | | | | | | 2.78 | | 3.32 | | | | | | | |
| | DS1 DCS Termination with DS0 Switching | | | | | 23.35 | 41.14 | 34.25 | 29.94 | 24.08 | | | | | | |
| | DS1 DCS Termination with DS1 Switching | | | | | 13.45 | 27.79 | 20.90 | 21.99 | 16.12 | | | | | | |
| | DS3 DCS Termination with DS1 Switching | | | | | 150.88 | 41.14 | 34.25 | 29.94 | 24.08 | | | | | | |
| Node (SynchroNet) | | | | | | | | | | | | | | | | |
| | Node per month | | | UNCDX | UNCNT | 17.11 | | | | | | | | | | |
| Service Rearrangements | | | | | | | | | | | | | | | | |
| | | | | U1TVX, U1TDX, U1TUC, U1TUD, U1TUB, ULVDX, ULDDX, UNCVX, UNCDX, UNC1X | URETD | | 130.47 | 40.11 | | | | | | | | |
| | NRC - Change in Facility Assignment per circuit Service Rearrangement | i | | | | | | | | | | | | | | |
| | | | | U1TVX, U1TDX, U1TUC, U1TUD, U1TUB, ULVDX, ULDDX, UNCVX, UNCDX, UNC1X | URETB | | 3.44 | 3.44 | | | | | | | | |
| | NRC - Change in Facility Assignment per circuit Project Management (added to CFA per circuit if project managed) | i | | | | | | | | | | | | | | |
| | NRC - Order Coordination Specific Time - Dedicated Transport | i | | UNC1X, UNC3X | OCOSR | | 18.93 | 18.93 | | | | | | | | |
| COMMINGLING | | | | | | | | | | | | | | | | |
| | | | | UNCVX, UNCDX, UNC1X, UNC3X, UNCSX, U1TD1, U1TD3, U1TS1, UE3, UDLSX, U1TVX, U1TDX, U1TUB, ULVDX, ULDD1, ULDD3, ULDS1 | CMGAU | 0.00 | 0.00 | 0.00 | 0.00 | 0.00 | | | | | | |
| | Commingling Authorization | | | | | | | | | | | | | | | |
| Commingled (UNE part of single bandwidth circuit) | | | | | | | | | | | | | | | | |
| | Commingled VG COCI | | | XDV2X | 1D1VG | 1.82 | 6.07 | 4.66 | | | | | | | | |
| | Commingled Digital COCI | | | XDV6X | 1D1DD | 0.91 | 6.07 | 4.66 | | | | | | | | |
| | Commingled ISDN COCI | | | XDD4X | UC1CA | 17.58 | 6.07 | 4.66 | | | | | | | | |
| | Commingled 2-wire VG Interoffice Channel Facility Termination | | | XDV2X | U1TV2 | 18.58 | 55.39 | 17.37 | 69.32 | 31.00 | | | | | | |
| | Commingled 4-wire VG Interoffice Channel Facility Termination | | | XDV6X | U1TV4 | 24.09 | 37.87 | 26.02 | 69.32 | 31.00 | | | | | | |
| | Commingled 56kbps Interoffice Channel Facility Termination | | | XDD4X | U1TD5 | 17.98 | 55.39 | 17.37 | 69.32 | 31.00 | | | | | | |
| | Commingled 64kbps Interoffice Channel Facility Termination | | | XDD4X | U1TD6 | 17.98 | 55.39 | 17.37 | 69.32 | 31.00 | | | | | | |
| | | | | XDV2X, XDV6X, XDD4X | 1L5XX | 0.0174 | | | | | | | | | | |
| | Commingled VG/DS0 Interoffice Channel per mile | | | | | | | | | | | | | | | |
| | Commingled 2-wire Local Loop Zone 1 | | 1 | XDV2X | UEAL2 | 14.74 | 75.06 | 48.2 | 28.7 | 17.64 | | | | | | |
| | Commingled 2-wire Local Loop Zone 2 | | 2 | XDV2X | UEAL2 | 22.08 | 75.06 | 48.2 | 28.7 | 17.64 | | | | | | |

| UNBUNDLED NETWORK ELEMENTS - Tennessee | | | | | | | | | | | | | | Att: 2 Exh: A | | | | | |
|--|--|---------|------|--------------|-------|-----------|--------------------|--------|-------------------------|--------|----------------------------------|--------------------------------------|--|--|---|---|-------|-------|--|
| CATEGORY | RATE ELEMENTS | Interim | Zone | BCS | USOC | RATES(\$) | | | | | Svc Order Submitted Elec per LSR | Svc Order Submitted Manually per LSR | Incremental Charge - Manual Svc Order vs. Electronic-1st | Incremental Charge - Manual Svc Order vs. Electronic-Add'l | Incremental Charge - Manual Svc Order vs. Electronic-Disc 1st | Incremental Charge - Manual Svc Order vs. Electronic-Disc Add'l | | | |
| | | | | | | Rec | Nonrecurring First | Add'l | Nonrecurring Disconnect | | | | | | | | | | |
| | | | | | | | | | | | | | OSS Rates(\$) | | | | | | |
| | | | | | | | | | | | | | SOMEC | SOMAN | SOMAN | SOMAN | SOMAN | SOMAN | |
| | Commingle 2-wire Local Loop Zone 3 | | 3 | XDV2X | UEAL2 | 36.87 | 75.06 | 48.2 | 28.7 | 17.64 | | | | | | | | | |
| | Commingle 4-wire Local Loop Zone 1 | | 1 | XDV6X | UEAL4 | 21.98 | 122.76 | 85.57 | 76.35 | 39.16 | | | | | | | | | |
| | Commingle 4-wire Local Loop Zone 2 | | 2 | XDV6X | UEAL4 | 32.93 | 122.76 | 85.57 | 76.35 | 39.16 | | | | | | | | | |
| | Commingle 4-wire Local Loop Zone 3 | | 3 | XDV6X | UEAL4 | 54.99 | 122.76 | 85.57 | 76.35 | 39.16 | | | | | | | | | |
| | Commingle 56kbps Local Loop Zone 1 | | 1 | XDD4X | UDL56 | 27.68 | 207.01 | 141.38 | 90.7 | 44.18 | | | | | | | | | |
| | Commingle 56kbps Local Loop Zone 2 | | 2 | XDD4X | UDL56 | 41.47 | 207.01 | 141.38 | 90.7 | 44.18 | | | | | | | | | |
| | Commingle 56kbps Local Loop Zone 3 | | 3 | XDD4X | UDL56 | 69.24 | 207.01 | 141.38 | 90.7 | 44.18 | | | | | | | | | |
| | Commingle 64kbps Local Loop Zone 1 | | 1 | XDD4X | UDL64 | 27.68 | 207.01 | 141.38 | 90.7 | 44.18 | | | | | | | | | |
| | Commingle 64kbps Local Loop Zone 2 | | 2 | XDD4X | UDL64 | 41.47 | 207.01 | 141.38 | 90.7 | 44.18 | | | | | | | | | |
| | Commingle 64kbps Local Loop Zone 3 | | 3 | XDD4X | UDL64 | 69.24 | 207.01 | 141.38 | 90.7 | 44.18 | | | | | | | | | |
| | Commingle ISDN Local Loop Zone 1 | | 1 | XDD4X | U1L2X | 19.77 | 142.76 | 88.88 | 76.35 | 39.16 | | | | | | | | | |
| | Commingle ISDN Local Loop Zone 2 | | 2 | XDD4X | U1L2X | 29.63 | 142.76 | 88.88 | 76.35 | 39.16 | | | | | | | | | |
| | Commingle ISDN Local Loop Zone 3 | | 3 | XDD4X | U1L2X | 49.47 | 142.76 | 88.88 | 76.35 | 39.16 | | | | | | | | | |
| | Commingle DS1 COCI | | | XDH1X | UC1D1 | 17.58 | 6.07 | 4.66 | | | | | | | | | | | |
| | Commingle DS1 Interoffice Channel Facility Termination | | | XDH1X | U1TF1 | 77.86 | 112.4 | 76.27 | 19.55 | 14.99 | | | | | | | | | |
| | Commingle DS1 Interoffice Channel per mile | | | XDH1X | 1L5XX | 0.3562 | | | | | | | | | | | | | |
| | Commingle DS1/DS0 channelSystem | | | XDH1X | MQ1 | 80.77 | 141.87 | 77.11 | 14.51 | 13.46 | | | | | | | | | |
| | Commingle DS1 Local Loop Zone 1 | | 1 | XDH1X | USLXX | 51.38 | 313.08 | 219.72 | 96.86 | 40.45 | | | | | | | | | |
| | Commingle DS1 Local Loop Zone 2 | | 2 | XDH1X | USLXX | 76.98 | 313.08 | 219.72 | 96.86 | 40.45 | | | | | | | | | |
| | Commingle DS1 Local Loop Zone 3 | | 3 | XDH1X | USLXX | 128.54 | 313.08 | 219.72 | 96.86 | 40.45 | | | | | | | | | |
| | Commingle DS3 Local Loop Facility Termination | | | HFQC6 | UE3PX | 374.24 | 595.37 | 304.5 | 234.83 | 170.16 | | | | | | | | | |
| | Commingle DS3/STS-1 Local Loop per mile | | | HFQC6, HFRST | 1L5ND | 9.19 | | | | | | | | | | | | | |
| | Commingle STS-1 Local Loop Facility Termination | | | HFRST | UDLS1 | 389.35 | 595.37 | 304.5 | 215.82 | 151.15 | | | | | | | | | |
| | Commingle DS3/DS1 channelSystem | | | HFQC6 | MQ3 | 222.98 | 308.03 | 108.47 | 44.47 | 42.62 | | | | | | | | | |
| | Commingle DS3 Interoffice Channel Facility Termination | | | HFQC6 | U1TF3 | 848.99 | 395.27 | 176.56 | 109.04 | 105.91 | | | | | | | | | |
| | Commingle DS3 Interoffice Channel per mile | | | HFQC6 | 1L5XX | 2.34 | | | | | | | | | | | | | |
| | Commingle STS-1Interoffice Channel Facility Termination | | | HFRST | U1TFS | 849.30 | 395.29 | 176.56 | 109.04 | 105.91 | | | | | | | | | |
| | Commingle STS-1Interoffice Channel per mile | | | HFRST | 1L5XX | 2.34 | | | | | | | | | | | | | |
| | Commingle Dark Fiber - Interoffice Transport, Per Four Fiber Strands, Per Route Mile Or Fraction Thereof | | | HEQDL | 1L5DF | 28.74 | | | | | | | | | | | | | |
| | Commingle Dark Fiber - Interoffice Transport, Per Four Fiber Strands, Per Route Mile Or Fraction Thereof | | | HEQDL | UDF14 | | 1,121.00 | 153.19 | 580.26 | 357.17 | | | | | | | | | |
| | UNE to Commingle Conversion Tracking | | | XDH1X, HFQC6 | CMGUN | 0.00 | 0.00 | 0.00 | 0.00 | 0.00 | | | | | | | | | |
| | SPA to Commingle Conversion Tracking | | | XDH1X, HFQC6 | CMGSP | 0.00 | 0.00 | 0.00 | 0.00 | 0.00 | | | | | | | | | |
| LNP Query Service | | | | | | | | | | | | | | | | | | | |
| | LNP Charge Per query | | | | | 0.0009277 | | | | | | | | | | | | | |
| | LNP Service Establishment Manual | | | | | | 23.60 | 13.83 | 23.60 | 12.71 | | | | | | | | | |
| | LNP Service Provisioning with Point Code Establishment | | | | | | 1,119.00 | 571.71 | 1,119.00 | 571.71 | | | | | | | | | |
| 911 PBX LOCATE | | | | | | | | | | | | | | | | | | | |
| 911 PBX LOCATE DATABASE CAPABILITY | | | | | | | | | | | | | | | | | | | |
| | Service Establishment per CLEC per End User Account | | | 9PBDC | 9PBEU | | 1,706.00 | | | | | | | | | | | | |
| | Changes to TN Range or Customer Profile | | | 9PBDC | 9PBTN | | 170.69 | | | | | | | | | | | | |
| | Per Telephone Number (Monthly) | | | 9PBDC | 9PBMM | 0.07 | | | | | | | | | | | | | |
| | Change Company (Service Provider) ID | | | 9PBDC | 9PBPC | | 501.06 | | | | | | | | | | | | |
| | PBX Locate Service Support per CLEC (Monthlt) | | | 9PBDC | 9PBMR | 191.92 | | | | | | | | | | | | | |
| | Service Order Charge | | | 9PBDC | 9PBSC | | 23.20 | | | | | | | | | | | | |
| 911 PBX LOCATE TRANSPORT COMPONENT | | | | | | | | | | | | | | | | | | | |
| See Att 3 | | | | | | | | | | | | | | | | | | | |
| Note: Rates displaying an "I" in Interim column are interim as a result of a Commission order. | | | | | | | | | | | | | | | | | | | |

| UNBUNDLED NETWORK ELEMENTS - Alabama | | | | | | | | | | | Attachment: 2 Exh. B | | | | | |
|---|---------------|--|---------|------|------------|-------|------------|--------------|-------|-------------------------|----------------------------------|--------------------------------------|--|--|---|---|
| CATEGORY | RATE ELEMENTS | | Interim | Zone | BCS | USOC | RATES (\$) | | | | Svc Order Submitted Elec per LSR | Svc Order Submitted Manually per LSR | Incremental Charge - Manual Svc Order vs. Electronic-1st | Incremental Charge - Manual Svc Order vs. Electronic-Add'l | Incremental Charge - Manual Svc Order vs. Electronic-Disc 1st | Incremental Charge - Manual Svc Order vs. Electronic-Disc Add'l |
| | | | | | | | | | | | | | | | | |
| | | | | | | | Rec | Nonrecurring | | Nonrecurring Disconnect | | OSS Rates (\$) | | | | |
| | | | | | | | | First | Add'l | First | Add'l | SOME C | SOMAN | SOMAN | SOMAN | SOMAN |
| UNBUNDLED EXCHANGE ACCESS LOOP | | | | | | | | | | | | | | | | |
| 2-WIRE HIGH BIT RATE DIGITAL SUBSCRIBER LINE (HDSL) COMPATIBLE LOOP | | | | | | | | | | | | | | | | |
| | | 2 Wire Unbundled HDSL Loop including manual service inquiry & facility reservation - Zone 1 | | 1 | UHL | UHL2X | 10.05 | | | | | | | | | |
| | | 2 Wire Unbundled HDSL Loop including manual service inquiry & facility reservation - Zone 2 | | 2 | UHL | UHL2X | 11.70 | | | | | | | | | |
| | | 2 Wire Unbundled HDSL Loop including manual service inquiry & facility reservation - Zone 3 | | 3 | UHL | UHL2X | 13.16 | | | | | | | | | |
| | | 2 Wire Unbundled HDSL Loop without manual service inquiry and facility reservation - Zone 1 | | 1 | UHL | UHL2W | 10.05 | | | | | | | | | |
| | | 2 Wire Unbundled HDSL Loop without manual service inquiry and facility reservation - Zone 2 | | 2 | UHL | UHL2W | 11.70 | | | | | | | | | |
| | | 2 Wire Unbundled HDSL Loop without manual service inquiry and facility reservation - Zone 3 | | 3 | UHL | UHL2W | 13.16 | | | | | | | | | |
| 4-WIRE HIGH BIT RATE DIGITAL SUBSCRIBER LINE (HDSL) COMPATIBLE LOOP | | | | | | | | | | | | | | | | |
| | | 4 Wire Unbundled HDSL Loop including manual service inquiry and facility reservation - Zone 1 | | 1 | UHL | UHL4X | 16.04 | | | | | | | | | |
| | | 4-Wire Unbundled HDSL Loop including manual service inquiry and facility reservation - Zone 2 | | 2 | UHL | UHL4X | 17.89 | | | | | | | | | |
| | | 4-Wire Unbundled HDSL Loop including manual service inquiry and facility reservation - Zone 3 | | 3 | UHL | UHL4X | 17.54 | | | | | | | | | |
| | | 4-Wire Unbundled HDSL Loop without manual service inquiry and facility reservation - Zone 1 | | 1 | UHL | UHL4W | 16.04 | | | | | | | | | |
| | | 4-Wire Unbundled HDSL Loop without manual service inquiry and facility reservation - Zone 2 | | 2 | UHL | UHL4W | 17.89 | | | | | | | | | |
| | | 4-Wire Unbundled HDSL Loop without manual service inquiry and facility reservation - Zone 3 | | 3 | UHL | UHL4W | 17.54 | | | | | | | | | |
| 4-WIRE DS1 DIGITAL LOOP | | | | | | | | | | | | | | | | |
| | | 4-Wire DS1 Digital Loop - Zone 1 | | 1 | USL | USLXX | 94.93 | | | | | | | | | |
| | | 4-Wire DS1 Digital Loop - Zone 2 | | 2 | USL | USLXX | 177.31 | | | | | | | | | |
| | | 4-Wire DS1 Digital Loop - Zone 3 | | 3 | USL | USLXX | 361.70 | | | | | | | | | |
| HIGH CAPACITY UNBUNDLED LOCAL LOOP | | | | | | | | | | | | | | | | |
| | | High Capacity Unbundled Local Loop - DS3 - Per Mile per month | | | UE3 | 1L5ND | 9.64 | | | | | | | | | |
| | | High Capacity Unbundled Local Loop - DS3 - Facility Termination per month | | | UE3 | UE3PX | 308.98 | | | | | | | | | |
| | | High Capacity Unbundled Local Loop - STS-1 - Per Mile per month | | | UDLSX | 1L5ND | 9.64 | | | | | | | | | |
| | | High Capacity Unbundled Local Loop - STS-1 - Facility Termination per month | | | UDLSX | UDLS1 | 367.80 | | | | | | | | | |
| UNBUNDLED DEDICATED TRANSPORT | | | | | | | | | | | | | | | | |
| INTEROFFICE CHANNEL - DEDICATED TRANSPORT | | | | | | | | | | | | | | | | |
| | | Interoffice Channel - Dedicated Channel - DS1 - Per Mile per month | | | U1TD1 | 1L5XX | 0.21 | | | | | | | | | |
| | | Interoffice Channel - Dedicated Transport - DS1 - Facility Termination | | | U1TD1 | U1TF1 | 69.18 | | | | | | | | | |
| | | Interoffice Channel - Dedicated Transport - DS3 - Per Mile per month | | | U1TD3 | 1L5XX | 4.70 | | | | | | | | | |
| | | Interoffice Channel - Dedicated Transport - DS3 - Facility Termination per month | | | U1TD3 | U1TF3 | 809.05 | | | | | | | | | |
| | | Interoffice Channel - Dedicated Transport - STS-1 - Per Mile per month | | | U1TS1 | 1L5XX | 4.70 | | | | | | | | | |
| | | Interoffice Channel - Dedicated Transport - STS-1 - Facility Termination | | | U1TS1 | U1TFS | 806.58 | | | | | | | | | |
| UNBUNDLED DARK FIBER - Stand Alone or in Combination | | | | | | | | | | | | | | | | |
| | | Dark Fiber - Interoffice Transport, Per Four Fiber Strands, Per Route Mile Or Fraction Thereof | | | UDF, UDFCX | 1L5DF | 25.69 | | | | | | | | | |
| ENHANCED EXTENDED LINK (EELs) | | | | | | | | | | | | | | | | |

| UNBUNDLED NETWORK ELEMENTS - Alabama | | | | | | | | | | | | Attachment: 2 Exh. B | | | | | |
|--------------------------------------|--|--|---------|------|-------|-------|------------|--------------|-------|-------------------------|----------------------------------|--------------------------------------|--|--|---|---|--|
| CATEGORY | | RATE ELEMENTS | Interim | Zone | BCS | USOC | RATES (\$) | | | | Svc Order Submitted Elec per LSR | Svc Order Submitted Manually per LSR | Incremental Charge - Manual Svc Order vs. Electronic-1st | Incremental Charge - Manual Svc Order vs. Electronic-Add'l | Incremental Charge - Manual Svc Order vs. Electronic-Disc 1st | Incremental Charge - Manual Svc Order vs. Electronic-Disc Add'l | |
| | | | | | | | Rec | Nonrecurring | | Nonrecurring Disconnect | | | | | | | |
| | | | | | | | First | Add'l | First | Add'l | SOMECH | SOMAN | OSS Rates (\$) | | | | |
| | | | | | | | | | | | | | SOMAN | SOMAN | SOMAN | SOMAN | |
| | | NOTE: The monthly recurring and non-recurring charges below will apply and the Switch-As-Is Charge will not apply for UNE combinations provisioned as ' Ordinarily Combined' Network Elements. | | | | | | | | | | | | | | | |
| | | NOTE: The monthly recurring and the Switch-As-Is Charge and not the non-recurring charges below will apply for UNE combinations provisioned as ' Currently Combined' Network Elements. | | | | | | | | | | | | | | | |
| | | EXTENDED 4-WIRE DS1 DIGITAL EXTENDED LOOP WITH DEDICATED DS1 INTEROFFICE TRANSPORT | | | | | | | | | | | | | | | |
| | | 4-Wire DS1 Digital Loop in Combination - Zone 1 | | 1 | UNC1X | USLXX | 94.93 | | | | | | | | | | |
| | | 4-Wire DS1 Digital Loop in Combination - Zone 2 | | 2 | UNC1X | USLXX | 177.31 | | | | | | | | | | |
| | | 4-Wire DS1 Digital Loop in Combination - Zone 3 | | 3 | UNC1X | USLXX | 361.70 | | | | | | | | | | |
| | | Interoffice Transport - Dedicated - DS1 combination - Per Mile per month | | | UNC1X | 1L5XX | 0.21 | | | | | | | | | | |
| | | Interoffice Transport - Dedicated - DS1 combination - Facility Termination per month | | | UNC1X | U1TF1 | 69.18 | | | | | | | | | | |
| | | EXTENDED DS3 DIGITAL EXTENDED LOOP WITH DEDICATED DS3 INTEROFFICE TRANSPORT | | | | | | | | | | | | | | | |
| | | DS3 Local Loop in combination - per mile per month | | | UNC3X | 1L5ND | 9.54 | | | | | | | | | | |
| | | DS3 Local Loop in combination - Facility Termination per month | | | UNC3X | UE3PX | 355.33 | | | | | | | | | | |
| | | Interoffice Transport - Dedicated - DS3 - Per Mile per month | | | UNC3X | 1L5XX | 4.70 | | | | | | | | | | |
| | | Interoffice Transport - Dedicated - DS3 combination - Facility Termination per month | | | UNC3X | U1TF3 | 809.05 | | | | | | | | | | |
| | | EXTENDED STS-1 DIGITAL EXTENDED LOOP WITH DEDICATED STS-1 INTEROFFICE TRANSPORT | | | | | | | | | | | | | | | |
| | | STS-1 Local Loop in combination - per mile per month | | | UNCSX | 1L5ND | 9.54 | | | | | | | | | | |
| | | STS-1 Local Loop in combination - Facility Termination per month | | | UNCSX | UDLS1 | 367.80 | | | | | | | | | | |
| | | Interoffice Transport - Dedicated - STS-1 combination - per mile per month | | | UNCSX | 1L5XX | 4.70 | | | | | | | | | | |
| | | Interoffice Transport - Dedicated - STS-1 combination - Facility Termination per month | | | UNCSX | U1TFS | 806.58 | | | | | | | | | | |

| UNBUNDLED NETWORK ELEMENTS - Florida | | | | | | | | | | | Attachment: 2 Exh. B | | | | | |
|---|---------------|--|---------|------|------------|-------|------------|--------------|-------|-------------------------|----------------------------------|--------------------------------------|--|--|---|---|
| CATEGORY | RATE ELEMENTS | | Interim | Zone | BCS | USOC | RATES (\$) | | | | Svc Order Submitted Elec per LSR | Svc Order Submitted Manually per LSR | Incremental Charge - Manual Svc Order vs. Electronic-1st | Incremental Charge - Manual Svc Order vs. Electronic-Add'l | Incremental Charge - Manual Svc Order vs. Electronic-Disc 1st | Incremental Charge - Manual Svc Order vs. Electronic-Disc Add'l |
| | | | | | | | | | | | | | | | | |
| | | | | | | | Rec | Nonrecurring | | Nonrecurring Disconnect | | OSS Rates (\$) | | | | |
| | | | | | | | | First | Add'l | First | Add'l | SOMEc | SOMAN | SOMAN | SOMAN | SOMAN |
| UNBUNDLED EXCHANGE ACCESS LOOP | | | | | | | | | | | | | | | | |
| 2-WIRE HIGH BIT RATE DIGITAL SUBSCRIBER LINE (HDSL) COMPATIBLE LOOP | | | | | | | | | | | | | | | | |
| | | 2 Wire Unbundled HDSL Loop including manual service inquiry & facility reservation - Zone 1 | | 1 | UHL | UHL2X | 8.30 | | | | | | | | | |
| | | 2 Wire Unbundled HDSL Loop including manual service inquiry & facility reservation - Zone 2 | | 2 | UHL | UHL2X | 11.80 | | | | | | | | | |
| | | 2 Wire Unbundled HDSL Loop including manual service inquiry & facility reservation - Zone 3 | | 3 | UHL | UHL2X | 20.94 | | | | | | | | | |
| | | 2 Wire Unbundled HDSL Loop without manual service inquiry and facility reservation - Zone 1 | | 1 | UHL | UHL2W | 8.30 | | | | | | | | | |
| | | 2 Wire Unbundled HDSL Loop without manual service inquiry and facility reservation - Zone 2 | | 2 | UHL | UHL2W | 11.80 | | | | | | | | | |
| | | 2 Wire Unbundled HDSL Loop without manual service inquiry and facility reservation - Zone 3 | | 3 | UHL | UHL2W | 20.94 | | | | | | | | | |
| 4-WIRE HIGH BIT RATE DIGITAL SUBSCRIBER LINE (HDSL) COMPATIBLE LOOP | | | | | | | | | | | | | | | | |
| | | 4 Wire Unbundled HDSL Loop including manual service inquiry and facility reservation - Zone 1 | | 1 | UHL | UHL4X | 12.49 | | | | | | | | | |
| | | 4-Wire Unbundled HDSL Loop including manual service inquiry and facility reservation - Zone 2 | | 2 | UHL | UHL4X | 17.76 | | | | | | | | | |
| | | 4-Wire Unbundled HDSL Loop including manual service inquiry and facility reservation - Zone 3 | | 3 | UHL | UHL4X | 31.50 | | | | | | | | | |
| | | 4-Wire Unbundled HDSL Loop without manual service inquiry and facility reservation - Zone 1 | | 1 | UHL | UHL4W | 12.49 | | | | | | | | | |
| | | 4-Wire Unbundled HDSL Loop without manual service inquiry and facility reservation - Zone 2 | | 2 | UHL | UHL4W | 17.76 | | | | | | | | | |
| | | 4-Wire Unbundled HDSL Loop without manual service inquiry and facility reservation - Zone 3 | | 3 | UHL | UHL4W | 31.50 | | | | | | | | | |
| 4-WIRE DS1 DIGITAL LOOP | | | | | | | | | | | | | | | | |
| | | 4-Wire DS1 Digital Loop - Zone 1 | | 1 | USL | USLXX | 81.35 | | | | | | | | | |
| | | 4-Wire DS1 Digital Loop - Zone 2 | | 2 | USL | USLXX | 115.62 | | | | | | | | | |
| | | 4-Wire DS1 Digital Loop - Zone 3 | | 3 | USL | USLXX | 205.15 | | | | | | | | | |
| HIGH CAPACITY UNBUNDLED LOCAL LOOP | | | | | | | | | | | | | | | | |
| | | High Capacity Unbundled Local Loop - DS3 - Per Mile per month | | | UE3 | 1L5ND | 12.56 | | | | | | | | | |
| | | High Capacity Unbundled Local Loop - DS3 - Facility Termination per month | | | UE3 | UE3PX | 444.91 | | | | | | | | | |
| | | High Capacity Unbundled Local Loop - STS-1 - Per Mile per month | | | UDLSX | 1L5ND | 12.56 | | | | | | | | | |
| | | High Capacity Unbundled Local Loop - STS-1 - Facility Termination per month | | | UDLSX | UDLS1 | 490.59 | | | | | | | | | |
| UNBUNDLED DEDICATED TRANSPORT | | | | | | | | | | | | | | | | |
| INTEROFFICE CHANNEL - DEDICATED TRANSPORT | | | | | | | | | | | | | | | | |
| | | Interoffice Channel - Dedicated Channel - DS1 - Per Mile per month | | | U1TD1 | 1L5XX | 0.21 | | | | | | | | | |
| | | Interoffice Channel - Dedicated Transport - DS1 - Facility Termination | | | U1TD1 | U1TF1 | 101.71 | | | | | | | | | |
| | | Interoffice Channel - Dedicated Transport - DS3 - Per Mile per month | | | U1TD3 | 1L5XX | 4.45 | | | | | | | | | |
| | | Interoffice Channel - Dedicated Transport - DS3 - Facility Termination per month | | | U1TD3 | U1TF3 | 1231.65 | | | | | | | | | |
| | | Interoffice Channel - Dedicated Transport - STS-1 - Per Mile per month | | | U1TS1 | 1L5XX | 4.45 | | | | | | | | | |
| | | Interoffice Channel - Dedicated Transport - STS-1 - Facility Termination | | | U1TS1 | U1TFS | 1214.40 | | | | | | | | | |
| UNBUNDLED DARK FIBER - Stand Alone or in Combination | | | | | | | | | | | | | | | | |
| | | Dark Fiber - Interoffice Transport, Per Four Fiber Strands, Per Route Mile Or Fraction Thereof | | | UDF, UDFCX | 1L5DF | 30.88 | | | | | | | | | |
| ENHANCED EXTENDED LINK (EELs) | | | | | | | | | | | | | | | | |

| UNBUNDLED NETWORK ELEMENTS - Florida | | | | | | | | | | | | Attachment: 2 Exh. B | | | | |
|--------------------------------------|--|---------|------|-------|-------|------------|--------------|-------|-------------------------|----------------------------------|--------------------------------------|--|--|---|---|--|
| CATEGORY | RATE ELEMENTS | Interim | Zone | BCS | USOC | RATES (\$) | | | | Svc Order Submitted Elec per LSR | Svc Order Submitted Manually per LSR | Incremental Charge - Manual Svc Order vs. Electronic-1st | Incremental Charge - Manual Svc Order vs. Electronic-Add'l | Incremental Charge - Manual Svc Order vs. Electronic-Disc 1st | Incremental Charge - Manual Svc Order vs. Electronic-Disc Add'l | |
| | | | | | | Rec | Nonrecurring | | Nonrecurring Disconnect | | | | | | | |
| | | | | | | | First | Add'l | First | Add'l | SOME C | SOMAN | OSS Rates (\$) | | | |
| | | | | | | | | | | | | | SOMAN | SOMAN | SOMAN | |
| | NOTE: The monthly recurring and non-recurring charges below will apply and the Switch-As-Is Charge will not apply for UNE combinations provisioned as ' Ordinarily Combined' Network Elements. | | | | | | | | | | | | | | | |
| | NOTE: The monthly recurring and the Switch-As-Is Charge and not the non-recurring charges below will apply for UNE combinations provisioned as ' Currently Combined' Network Elements. | | | | | | | | | | | | | | | |
| | EXTENDED 4-WIRE DS1 DIGITAL EXTENDED LOOP WITH DEDICATED DS1 INTEROFFICE TRANSPORT | | | | | | | | | | | | | | | |
| | 4-Wire DS1 Digital Loop in Combination - Zone 1 | | 1 | UNC1X | USLXX | 81.35 | | | | | | | | | | |
| | 4-Wire DS1 Digital Loop in Combination - Zone 2 | | 2 | UNC1X | USLXX | 115.62 | | | | | | | | | | |
| | 4-Wire DS1 Digital Loop in Combination - Zone 3 | | 3 | UNC1X | USLXX | 205.15 | | | | | | | | | | |
| | Interoffice Transport - Dedicated - DS1 combination - Per Mile per month | | | UNC1X | 1L5XX | 0.21 | | | | | | | | | | |
| | Interoffice Transport - Dedicated - DS1 combination - Facility Termination per month | | | UNC1X | U1TF1 | 101.71 | | | | | | | | | | |
| | EXTENDED DS3 DIGITAL EXTENDED LOOP WITH DEDICATED DS3 INTEROFFICE TRANSPORT | | | | | | | | | | | | | | | |
| | DS3 Local Loop in combination - per mile per month | | | UNC3X | 1L5ND | 12.56 | | | | | | | | | | |
| | DS3 Local Loop in combination - Facility Termination per month | | | UNC3X | UE3PX | 444.91 | | | | | | | | | | |
| | Interoffice Transport - Dedicated - DS3 - Per Mile per month | | | UNC3X | 1L5XX | 4.45 | | | | | | | | | | |
| | Interoffice Transport - Dedicated - DS3 combination - Facility Termination per month | | | UNC3X | U1TF3 | 1231.65 | | | | | | | | | | |
| | EXTENDED STS-1 DIGITAL EXTENDED LOOP WITH DEDICATED STS-1 INTEROFFICE TRANSPORT | | | | | | | | | | | | | | | |
| | STS-1 Local Loop in combination - per mile per month | | | UNCSX | 1L5ND | 12.56 | | | | | | | | | | |
| | STS-1 Local Loop in combination - Facility Termination per month | | | UNCSX | UDLS1 | 490.59 | | | | | | | | | | |
| | Interoffice Transport - Dedicated - STS-1 combination - per mile per month | | | UNCSX | 1L5XX | 4.45 | | | | | | | | | | |
| | Interoffice Transport - Dedicated - STS-1 combination - Facility Termination per month | | | UNCSX | U1TFS | 1214.40 | | | | | | | | | | |

| UNBUNDLED NETWORK ELEMENTS - Georgia | | | | | | | | | | | Attachment: 2 Exh. B | | | | | |
|--|---------------|---|---------|------|-------|-------|------------|--------------|-------|-------------------------|----------------------------------|--------------------------------------|--|--|---|---|
| CATEGORY | RATE ELEMENTS | | Interim | Zone | BCS | USOC | RATES (\$) | | | | Svc Order Submitted Elec per LSR | Svc Order Submitted Manually per LSR | Incremental Charge - Manual Svc Order vs. Electronic-1st | Incremental Charge - Manual Svc Order vs. Electronic-Add'l | Incremental Charge - Manual Svc Order vs. Electronic-Disc 1st | Incremental Charge - Manual Svc Order vs. Electronic-Disc Add'l |
| | | | | | | | | | | | | | | | | |
| | | | | | | | Rec | Nonrecurring | | Nonrecurring Disconnect | | OSS Rates (\$) | | | | |
| | | | | | | | | First | Add'l | First | Add'l | SOME C | SOMAN | SOMAN | SOMAN | SOMAN |
| UNBUNDLED EXCHANGE ACCESS LOOP | | | | | | | | | | | | | | | | |
| 2-WIRE HIGH BIT RATE DIGITAL SUBSCRIBER LINE (HDSL) COMPATIBLE LOOP | | | | | | | | | | | | | | | | |
| | | 2 Wire Unbundled HDSL Loop including manual service inquiry & facility reservation - Zone 1 | I | 1 | UHL | UHL2X | 9.06 | | | | | | | | | |
| | | 2 Wire Unbundled HDSL Loop including manual service inquiry & facility reservation - Zone 2 | I | 2 | UHL | UHL2X | 10.45 | | | | | | | | | |
| | | 2 Wire Unbundled HDSL Loop including manual service inquiry & facility reservation - Zone 3 | I | 3 | UHL | UHL2X | 16.65 | | | | | | | | | |
| | | 2 Wire Unbundled HDSL Loop without manual service inquiry and facility reservation - Zone 1 | I | 1 | UHL | UHL2W | 9.06 | | | | | | | | | |
| | | 2 Wire Unbundled HDSL Loop without manual service inquiry and facility reservation - Zone 2 | I | 2 | UHL | UHL2W | 10.45 | | | | | | | | | |
| | | 2 Wire Unbundled HDSL Loop without manual service inquiry and facility reservation - Zone 3 | I | 3 | UHL | UHL2W | 16.65 | | | | | | | | | |
| 4-WIRE HIGH BIT RATE DIGITAL SUBSCRIBER LINE (HDSL) COMPATIBLE LOOP | | | | | | | | | | | | | | | | |
| | | 4 Wire Unbundled HDSL Loop including manual service inquiry and facility reservation - Zone 1 | I | 1 | UHL | UHL4X | 11.95 | | | | | | | | | |
| | | 4-Wire Unbundled HDSL Loop including manual service inquiry and facility reservation - Zone 2 | I | 2 | UHL | UHL4X | 13.80 | | | | | | | | | |
| | | 4-Wire Unbundled HDSL Loop including manual service inquiry and facility reservation - Zone 3 | I | 3 | UHL | UHL4X | 21.93 | | | | | | | | | |
| | | 4-Wire Unbundled HDSL Loop without manual service inquiry and facility reservation - Zone 1 | I | 1 | UHL | UHL4W | 11.95 | | | | | | | | | |
| | | 4-Wire Unbundled HDSL Loop without manual service inquiry and facility reservation - Zone 2 | I | 2 | UHL | UHL4W | 13.80 | | | | | | | | | |
| | | 4-Wire Unbundled HDSL Loop without manual service inquiry and facility reservation - Zone 3 | I | 3 | UHL | UHL4W | 21.93 | | | | | | | | | |
| 4-WIRE DS1 DIGITAL LOOP | | | | | | | | | | | | | | | | |
| | | 4-Wire DS1 Digital Loop - Zone 1 | | 1 | USL | USLXX | 56.82 | | | | | | | | | |
| | | 4-Wire DS1 Digital Loop - Zone 2 | | 2 | USL | USLXX | 60.43 | | | | | | | | | |
| | | 4-Wire DS1 Digital Loop - Zone 3 | | 3 | USL | USLXX | 78.66 | | | | | | | | | |
| HIGH CAPACITY UNBUNDLED LOCAL LOOP | | | | | | | | | | | | | | | | |
| | | High Capacity Unbundled Local Loop - DS3 - Per Mile per month | | | UE3 | 1L5ND | 13.11 | | | | | | | | | |
| | | High Capacity Unbundled Local Loop - DS3 - Facility Termination per month | | | UE3 | UE3PX | 297.21 | | | | | | | | | |
| | | High Capacity Unbundled Local Loop - STS-1 - Per Mile per month | | | UDLSX | 1L5ND | 13.11 | | | | | | | | | |
| | | High Capacity Unbundled Local Loop - STS-1 - Facility Termination per month | | | UDLSX | UDLS1 | 401.83 | | | | | | | | | |
| UNBUNDLED DEDICATED TRANSPORT | | | | | | | | | | | | | | | | |
| INTEROFFICE CHANNEL - DEDICATED TRANSPORT | | | | | | | | | | | | | | | | |
| | | Interoffice Channel - Dedicated Channel - DS1 - Per Mile per month | | | U1TD1 | 1L5XX | 0.1379 | | | | | | | | | |
| | | Interoffice Channel - Dedicated Transport - DS1 - Facility Termination | | | U1TD1 | U1TF1 | 40.17 | | | | | | | | | |
| | | Interoffice Channel - Dedicated Transport - DS3 - Per Mile per month | | | U1TD3 | 1L5XX | 3.02 | | | | | | | | | |
| | | Interoffice Channel - Dedicated Transport - DS3 - Facility Termination per month | | | U1TD3 | U1TF3 | 401.83 | | | | | | | | | |
| | | Interoffice Channel - Dedicated Transport - STS-1 - Per Mile per month | | | U1TS1 | 1L5XX | 3.02 | | | | | | | | | |
| | | Interoffice Channel - Dedicated Transport - STS-1 - Facility Termination | | | U1TS1 | U1TFS | 421.39 | | | | | | | | | |
| ENHANCED EXTENDED LINK (EELs) | | | | | | | | | | | | | | | | |
| NOTE: The monthly recurring and non-recurring charges below will apply and the Switch-As-Is Charge will not apply for UNE combinations provisioned as ' Ordinarily Combined' Network Elements. | | | | | | | | | | | | | | | | |
| NOTE: The monthly recurring and the Switch-As-Is Charge and not the non-recurring charges below will apply for UNE combinations provisioned as ' Currently Combined' Network Elements. | | | | | | | | | | | | | | | | |
| EXTENDED 4-WIRE DS1 DIGITAL EXTENDED LOOP WITH DEDICATED DS1 INTEROFFICE TRANSPORT | | | | | | | | | | | | | | | | |

| UNBUNDLED NETWORK ELEMENTS - Georgia | | | | | | | | | | | | Attachment: 2 Exh. B | | | |
|--------------------------------------|--|---------|------|-------|-------|------------|--------------|-------|-------------------------|----------------------------------|--------------------------------------|--|--|---|---|
| CATEGORY | RATE ELEMENTS | Interim | Zone | BCS | USOC | RATES (\$) | | | | Svc Order Submitted Elec per LSR | Svc Order Submitted Manually per LSR | Incremental Charge - Manual Svc Order vs. Electronic-1st | Incremental Charge - Manual Svc Order vs. Electronic-Add'l | Incremental Charge - Manual Svc Order vs. Electronic-Disc 1st | Incremental Charge - Manual Svc Order vs. Electronic-Disc Add'l |
| | | | | | | | | | | | | | | | |
| | | | | | | Rec | Nonrecurring | | Nonrecurring Disconnect | | OSS Rates (\$) | | | | |
| | | | | | | | First | Add'l | First | Add'l | SOME C | SOMAN | SOMAN | SOMAN | SOMAN |
| | 4-Wire DS1 Digital Loop in Combination - Zone 1 | | 1 | UNC1X | USLXX | 56.82 | | | | | | | | | |
| | 4-Wire DS1 Digital Loop in Combination - Zone 2 | | 2 | UNC1X | USLXX | 60.43 | | | | | | | | | |
| | 4-Wire DS1 Digital Loop in Combination - Zone 3 | | 3 | UNC1X | USLXX | 78.66 | | | | | | | | | |
| | Interoffice Transport - Dedicated - DS1 combination - Per Mile per month | | | UNC1X | 1L5XX | 0.1379 | | | | | | | | | |
| | Interoffice Transport - Dedicated - DS1 combination - Facility Termination per month | | | UNC1X | U1TF1 | 40.17 | | | | | | | | | |
| | EXTENDED DS3 DIGITAL EXTENDED LOOP WITH DEDICATED DS3 INTEROFFICE TRANSPORT | | | | | | | | | | | | | | |
| | DS3 Local Loop in combination - per mile per month | | | UNC3X | 1L5ND | 13.11 | | | | | | | | | |
| | DS3 Local Loop in combination - Facility Termination per month | | | UNC3X | UE3PX | 297.21 | | | | | | | | | |
| | Interoffice Transport - Dedicated - DS3 - Per Mile per month | | | UNC3X | 1L5XX | 3.02 | | | | | | | | | |
| | Interoffice Transport - Dedicated - DS3 combination - Facility Termination per month | | | UNC3X | U1TF3 | 401.83 | | | | | | | | | |
| | EXTENDED STS-1 DIGITAL EXTENDED LOOP WITH DEDICATED STS-1 INTEROFFICE TRANSPORT | | | | | | | | | | | | | | |
| | STS-1 Local Loop in combination - per mile per month | | | UNCSX | 1L5ND | 13.11 | | | | | | | | | |
| | STS-1 Local Loop in combination - Facility Termination per month | | | UNCSX | UDLS1 | 401.83 | | | | | | | | | |
| | Interoffice Transport - Dedicated - STS-1 combination - per mile per month | | | UNCSX | 1L5XX | 3.02 | | | | | | | | | |
| | Interoffice Transport - Dedicated - STS-1 combination - Facility Termination per month | | | UNCSX | U1TFS | 421.39 | | | | | | | | | |

| UNBUNDLED NETWORK ELEMENTS - Kentucky | | | | | | | | | | | Attachment: 2 Exh. B | | | | | |
|---|---------------|--|---------|------|------------|-------|------------|--------------|-------|-------------------------|----------------------------------|--------------------------------------|--|--|---|---|
| CATEGORY | RATE ELEMENTS | | Interim | Zone | BCS | USOC | RATES (\$) | | | | Svc Order Submitted Elec per LSR | Svc Order Submitted Manually per LSR | Incremental Charge - Manual Svc Order vs. Electronic-1st | Incremental Charge - Manual Svc Order vs. Electronic-Add'l | Incremental Charge - Manual Svc Order vs. Electronic-Disc 1st | Incremental Charge - Manual Svc Order vs. Electronic-Disc Add'l |
| | | | | | | | | | | | | | | | | |
| | | | | | | | Rec | Nonrecurring | | Nonrecurring Disconnect | | OSS Rates (\$) | | | | |
| | | | | | | | | First | Add'l | First | Add'l | SOME C | SOMAN | SOMAN | SOMAN | SOMAN |
| UNBUNDLED EXCHANGE ACCESS LOOP | | | | | | | | | | | | | | | | |
| 2-WIRE HIGH BIT RATE DIGITAL SUBSCRIBER LINE (HDSL) COMPATIBLE LOOP | | | | | | | | | | | | | | | | |
| | | 2 Wire Unbundled HDSL Loop including manual service inquiry & facility reservation - Zone 1 | | 1 | UHL | UHL2X | 10.06 | | | | | | | | | |
| | | 2 Wire Unbundled HDSL Loop including manual service inquiry & facility reservation - Zone 2 | | 2 | UHL | UHL2X | 10.99 | | | | | | | | | |
| | | 2 Wire Unbundled HDSL Loop including manual service inquiry & facility reservation - Zone 3 | | 3 | UHL | UHL2X | 12.20 | | | | | | | | | |
| | | 2 Wire Unbundled HDSL Loop without manual service inquiry and facility reservation - Zone 1 | | 1 | UHL | UHL2W | 10.06 | | | | | | | | | |
| | | 2 Wire Unbundled HDSL Loop without manual service inquiry and facility reservation - Zone 2 | | 2 | UHL | UHL2W | 10.99 | | | | | | | | | |
| | | 2 Wire Unbundled HDSL Loop without manual service inquiry and facility reservation - Zone 3 | | 3 | UHL | UHL2W | 12.20 | | | | | | | | | |
| 4-WIRE HIGH BIT RATE DIGITAL SUBSCRIBER LINE (HDSL) COMPATIBLE LOOP | | | | | | | | | | | | | | | | |
| | | 4 Wire Unbundled HDSL Loop including manual service inquiry and facility reservation - Zone 1 | | 1 | UHL | UHL4X | 16.04 | | | | | | | | | |
| | | 4-Wire Unbundled HDSL Loop including manual service inquiry and facility reservation - Zone 2 | I | 2 | UHL | UHL4X | 18.03 | | | | | | | | | |
| | | 4-Wire Unbundled HDSL Loop including manual service inquiry and facility reservation - Zone 3 | | 3 | UHL | UHL4X | 19.53 | | | | | | | | | |
| | | 4-Wire Unbundled HDSL Loop without manual service inquiry and facility reservation - Zone 1 | | 1 | UHL | UHL4W | 16.04 | | | | | | | | | |
| | | 4-Wire Unbundled HDSL Loop without manual service inquiry and facility reservation - Zone 2 | | 2 | UHL | UHL4W | 18.03 | | | | | | | | | |
| | | 4-Wire Unbundled HDSL Loop without manual service inquiry and facility reservation - Zone 3 | | 3 | UHL | UHL4W | 19.53 | | | | | | | | | |
| 4-WIRE DS1 DIGITAL LOOP | | | | | | | | | | | | | | | | |
| | | 4-Wire DS1 Digital Loop - Zone 1 | | 1 | USL | USLXX | 99.44 | | | | | | | | | |
| | | 4-Wire DS1 Digital Loop - Zone 2 | | 2 | USL | USLXX | 131.22 | | | | | | | | | |
| | | 4-Wire DS1 Digital Loop - Zone 3 | | 3 | USL | USLXX | 342.42 | | | | | | | | | |
| HIGH CAPACITY UNBUNDLED LOCAL LOOP | | | | | | | | | | | | | | | | |
| | | High Capacity Unbundled Local Loop - DS3 - Per Mile per month | | | UE3 | 1L5ND | 10.64 | | | | | | | | | |
| | | High Capacity Unbundled Local Loop - DS3 - Facility Termination per month | | | UE3 | UE3PX | 354.56 | | | | | | | | | |
| | | High Capacity Unbundled Local Loop - STS-1 - Per Mile per month | | | UDLSX | 1L5ND | 10.64 | | | | | | | | | |
| | | High Capacity Unbundled Local Loop - STS-1 - Facility Termination per month | | | UDLSX | UDLS1 | 368.59 | | | | | | | | | |
| UNBUNDLED DEDICATED TRANSPORT | | | | | | | | | | | | | | | | |
| INTEROFFICE CHANNEL - DEDICATED TRANSPORT | | | | | | | | | | | | | | | | |
| | | Interoffice Channel - Dedicated Channel - DS1 - Per Mile per month | | | U1TD1 | 1L5XX | 0.26 | | | | | | | | | |
| | | Interoffice Channel - Dedicated Transport - DS1 - Facility Termination | | | U1TD1 | U1TF1 | 110.45 | | | | | | | | | |
| | | Interoffice Channel - Dedicated Transport - DS3 - Per Mile per month | | | U1TD3 | 1L5XX | 5.72 | | | | | | | | | |
| | | Interoffice Channel - Dedicated Transport - DS3 - Facility Termination per month | | | U1TD3 | U1TF3 | 1351.42 | | | | | | | | | |
| | | Interoffice Channel - Dedicated Transport - STS-1 - Per Mile per month | | | U1TS1 | 1L5XX | 5.72 | | | | | | | | | |
| | | Interoffice Channel - Dedicated Transport - STS-1 - Facility Termination | | | U1TS1 | U1TFS | 1321.94 | | | | | | | | | |
| UNBUNDLED DARK FIBER | | | | | | | | | | | | | | | | |
| | | Dark Fiber - Interoffice Transport, Per Four Fiber Strands, Per Route Mile Or Fraction Thereof | | | UDF, UDFCX | 1L5DF | 35.35 | | | | | | | | | |
| ENHANCED EXTENDED LINK (EELs) | | | | | | | | | | | | | | | | |

| UNBUNDLED NETWORK ELEMENTS - Kentucky | | | | | | | | | | | | Attachment: 2 Exh. B | | | | |
|---------------------------------------|--|---------|------|-------|-------|------------|--------------|-------|-------------------------|----------------------------------|--------------------------------------|--|--|---|---|--|
| CATEGORY | RATE ELEMENTS | Interim | Zone | BCS | USOC | RATES (\$) | | | | Svc Order Submitted Elec per LSR | Svc Order Submitted Manually per LSR | Incremental Charge - Manual Svc Order vs. Electronic-1st | Incremental Charge - Manual Svc Order vs. Electronic-Add'l | Incremental Charge - Manual Svc Order vs. Electronic-Disc 1st | Incremental Charge - Manual Svc Order vs. Electronic-Disc Add'l | |
| | | | | | | Rec | Nonrecurring | | Nonrecurring Disconnect | | | | | | | |
| | | | | | | | First | Add'l | First | Add'l | SOMECH | SOMAN | OSS Rates (\$) | | | |
| | | | | | | | | | | | | | SOMAN | SOMAN | SOMAN | |
| | NOTE: The monthly recurring and non-recurring charges below will apply and the Switch-As-Is Charge will not apply for UNE combinations provisioned as ' Ordinarily Combined' Network Elements. | | | | | | | | | | | | | | | |
| | NOTE: The monthly recurring and the Switch-As-Is Charge and not the non-recurring charges below will apply for UNE combinations provisioned as ' Currently Combined' Network Elements. | | | | | | | | | | | | | | | |
| | EXTENDED 4-WIRE DS1 DIGITAL EXTENDED LOOP WITH DEDICATED DS1 INTEROFFICE TRANSPORT | | | | | | | | | | | | | | | |
| | 4-Wire DS1 Digital Loop in Combination - Zone 1 | | 1 | UNC1X | USLXX | 99.44 | | | | | | | | | | |
| | 4-Wire DS1 Digital Loop in Combination - Zone 2 | | 2 | UNC1X | USLXX | 131.22 | | | | | | | | | | |
| | 4-Wire DS1 Digital Loop in Combination - Zone 3 | | 3 | UNC1X | USLXX | 342.42 | | | | | | | | | | |
| | Interoffice Transport - Dedicated - DS1 combination - Per Mile per month | | | UNC1X | 1L5XX | 0.22 | | | | | | | | | | |
| | Interoffice Transport - Dedicated - DS1 combination - Facility Termination per month | | | UNC1X | U1TF1 | 90.87 | | | | | | | | | | |
| | EXTENDED DS3 DIGITAL EXTENDED LOOP WITH DEDICATED DS3 INTEROFFICE TRANSPORT | | | | | | | | | | | | | | | |
| | DS3 Local Loop in combination - per mile per month | | | UNC3X | 1L5ND | 10.64 | | | | | | | | | | |
| | DS3 Local Loop in combination - Facility Termination per month | | | UNC3X | UE3PX | 354.56 | | | | | | | | | | |
| | Interoffice Transport - Dedicated - DS3 - Per Mile per month | | | UNC3X | 1L5XX | 4.70 | | | | | | | | | | |
| | Interoffice Transport - Dedicated - DS3 combination - Facility Termination per month | | | UNC3X | U1TF3 | 1111.92 | | | | | | | | | | |
| | EXTENDED STS-1 DIGITAL EXTENDED LOOP WITH DEDICATED STS-1 INTEROFFICE TRANSPORT | | | | | | | | | | | | | | | |
| | STS-1 Local Loop in combination - per mile per month | | | UNCSX | 1L5ND | 10.64 | | | | | | | | | | |
| | STS-1 Local Loop in combination - Facility Termination per month | | | UNCSX | UDLS1 | 368.59 | | | | | | | | | | |
| | Interoffice Transport - Dedicated - STS-1 combination - per mile per month | | | UNCSX | 1L5XX | 4.70 | | | | | | | | | | |
| | Interoffice Transport - Dedicated - STS-1 combination - Facility Termination per month | | | UNCSX | U1TFS | 1087.66 | | | | | | | | | | |

| UNBUNDLED NETWORK ELEMENTS - Louisiana | | | | | | | | | | | Attachment: 2 Exh. B | | | | | | |
|---|---------------|--|---------|------|------------|-------|------------|--------------|-------|-------------------------|----------------------------------|--------------------------------------|--|--|---|---|-------|
| CATEGORY | RATE ELEMENTS | | Interim | Zone | BCS | USOC | RATES (\$) | | | | Svc Order Submitted Elec per LSR | Svc Order Submitted Manually per LSR | Incremental Charge - Manual Svc Order vs. Electronic-1st | Incremental Charge - Manual Svc Order vs. Electronic-Add'l | Incremental Charge - Manual Svc Order vs. Electronic-Disc 1st | Incremental Charge - Manual Svc Order vs. Electronic-Disc Add'l | |
| | | | | | | | | | | | | | | | | | |
| | | | | | | | Rec | Nonrecurring | | Nonrecurring Disconnect | | OSS Rates (\$) | | | | | |
| | | | | | | | | First | Add'l | First | Add'l | SOMEc | SOMAN | SOMAN | SOMAN | SOMAN | SOMAN |
| UNBUNDLED EXCHANGE ACCESS LOOP | | | | | | | | | | | | | | | | | |
| 2-WIRE HIGH BIT RATE DIGITAL SUBSCRIBER LINE (HDSL) COMPATIBLE LOOP | | | | | | | | | | | | | | | | | |
| | | 2 Wire Unbundled HDSL Loop including manual service inquiry & facility reservation - Zone 1 | | 1 | UHL | UHL2X | 11.26 | | | | | | | | | | |
| | | 2 Wire Unbundled HDSL Loop including manual service inquiry & facility reservation - Zone 2 | | 2 | UHL | UHL2X | 13.25 | | | | | | | | | | |
| | | 2 Wire Unbundled HDSL Loop including manual service inquiry & facility reservation - Zone 3 | | 3 | UHL | UHL2X | 14.65 | | | | | | | | | | |
| | | 2 Wire Unbundled HDSL Loop without manual service inquiry and facility reservation - Zone 1 | | 1 | UHL | UHL2W | 11.26 | | | | | | | | | | |
| | | 2 Wire Unbundled HDSL Loop without manual service inquiry and facility reservation - Zone 2 | | 2 | UHL | UHL2W | 13.25 | | | | | | | | | | |
| | | 2 Wire Unbundled HDSL Loop without manual service inquiry and facility reservation - Zone 3 | | 3 | UHL | UHL2W | 14.65 | | | | | | | | | | |
| 4-WIRE HIGH BIT RATE DIGITAL SUBSCRIBER LINE (HDSL) COMPATIBLE LOOP | | | | | | | | | | | | | | | | | |
| | | 4 Wire Unbundled HDSL Loop including manual service inquiry and facility reservation - Zone 1 | | 1 | UHL | UHL4X | 18.68 | | | | | | | | | | |
| | | 4-Wire Unbundled HDSL Loop including manual service inquiry and facility reservation - Zone 2 | | 2 | UHL | UHL4X | 19.15 | | | | | | | | | | |
| | | 4-Wire Unbundled HDSL Loop including manual service inquiry and facility reservation - Zone 3 | | 3 | UHL | UHL4X | 19.94 | | | | | | | | | | |
| | | 4-Wire Unbundled HDSL Loop without manual service inquiry and facility reservation - Zone 1 | | 1 | UHL | UHL4W | 18.68 | | | | | | | | | | |
| | | 4-Wire Unbundled HDSL Loop without manual service inquiry and facility reservation - Zone 2 | | 2 | UHL | UHL4W | 19.15 | | | | | | | | | | |
| | | 4-Wire Unbundled HDSL Loop without manual service inquiry and facility reservation - Zone 3 | | 3 | UHL | UHL4W | 19.94 | | | | | | | | | | |
| 4-WIRE DS1 DIGITAL LOOP | | | | | | | | | | | | | | | | | |
| | | 4-Wire DS1 Digital Loop - Zone 1 | | 1 | USL | USLXX | 98.56 | | | | | | | | | | |
| | | 4-Wire DS1 Digital Loop - Zone 2 | | 2 | USL | USLXX | 224.20 | | | | | | | | | | |
| | | 4-Wire DS1 Digital Loop - Zone 3 | | 3 | USL | USLXX | 565.73 | | | | | | | | | | |
| HIGH CAPACITY UNBUNDLED LOCAL LOOP | | | | | | | | | | | | | | | | | |
| | | High Capacity Unbundled Local Loop - DS3 - Per Mile per month | | | UE3 | 1L5ND | 11.55 | | | | | | | | | | |
| | | High Capacity Unbundled Local Loop - DS3 - Facility Termination per month | | | UE3 | UE3PX | 416.69 | | | | | | | | | | |
| | | High Capacity Unbundled Local Loop - STS-1 - Per Mile per month | | | UDLSX | 1L5ND | 11.55 | | | | | | | | | | |
| | | High Capacity Unbundled Local Loop - STS-1 - Facility Termination per month | | | UDLSX | UDLS1 | 430.74 | | | | | | | | | | |
| UNBUNDLED DEDICATED TRANSPORT | | | | | | | | | | | | | | | | | |
| INTEROFFICE CHANNEL - DEDICATED TRANSPORT | | | | | | | | | | | | | | | | | |
| | | Interoffice Channel - Dedicated Channel - DS1 - Per Mile per month | | | U1TD1 | 1L5XX | 0.30 | | | | | | | | | | |
| | | Interoffice Channel - Dedicated Transport - DS1 - Facility Termination | | | U1TD1 | U1TF1 | 81.04 | | | | | | | | | | |
| | | Interoffice Channel - Dedicated Transport - DS3 - Per Mile per month | | | U1TD3 | 1L5XX | 6.95 | | | | | | | | | | |
| | | Interoffice Channel - Dedicated Transport - DS3 - Facility Termination per month | | | U1TD3 | U1TF3 | 978.02 | | | | | | | | | | |
| | | Interoffice Channel - Dedicated Transport - STS-1 - Per Mile per month | | | U1TS1 | 1L5XX | 6.95 | | | | | | | | | | |
| | | Interoffice Channel - Dedicated Transport - STS-1 - Facility Termination | | | U1TS1 | U1TFS | 954.72 | | | | | | | | | | |
| UNBUNDLED DARK FIBER | | | | | | | | | | | | | | | | | |
| | | Dark Fiber - Interoffice Transport, Per Four Fiber Strands, Per Route Mile Or Fraction Thereof | | | UDF, UDFCX | 1L5DF | 29.07 | | | | | | | | | | |
| ENHANCED EXTENDED LINK (EELs) | | | | | | | | | | | | | | | | | |

| UNBUNDLED NETWORK ELEMENTS - Louisiana | | | | | | | | | | | | Attachment: 2 Exh. B | | | | | |
|--|--|--|---------|------|-------|-------|------------|--------------|-------|-------------------------|----------------------------------|--------------------------------------|--|--|---|---|--|
| CATEGORY | | RATE ELEMENTS | Interim | Zone | BCS | USOC | RATES (\$) | | | | Svc Order Submitted Elec per LSR | Svc Order Submitted Manually per LSR | Incremental Charge - Manual Svc Order vs. Electronic-1st | Incremental Charge - Manual Svc Order vs. Electronic-Add'l | Incremental Charge - Manual Svc Order vs. Electronic-Disc 1st | Incremental Charge - Manual Svc Order vs. Electronic-Disc Add'l | |
| | | | | | | | Rec | Nonrecurring | | Nonrecurring Disconnect | | | | | | | |
| | | | | | | | First | Add'l | First | Add'l | SOME C | SOMAN | OSS Rates (\$) | | | | |
| | | | | | | | | | | | | | SOMAN | SOMAN | SOMAN | SOMAN | |
| | | NOTE: The monthly recurring and non-recurring charges below will apply and the Switch-As-Is Charge will not apply for UNE combinations provisioned as ' Ordinarily Combined' Network Elements. | | | | | | | | | | | | | | | |
| | | NOTE: The monthly recurring and the Switch-As-Is Charge and not the non-recurring charges below will apply for UNE combinations provisioned as ' Currently Combined' Network Elements. | | | | | | | | | | | | | | | |
| | | EXTENDED 4-WIRE DS1 DIGITAL EXTENDED LOOP WITH DEDICATED DS1 INTEROFFICE TRANSPORT | | | | | | | | | | | | | | | |
| | | 4-Wire DS1 Digital Loop in Combination - Zone 1 | | 1 | UNC1X | USLXX | 98.56 | | | | | | | | | | |
| | | 4-Wire DS1 Digital Loop in Combination - Zone 2 | | 2 | UNC1X | USLXX | 224.20 | | | | | | | | | | |
| | | 4-Wire DS1 Digital Loop in Combination - Zone 3 | | 3 | UNC1X | USLXX | 565.73 | | | | | | | | | | |
| | | Interoffice Transport - Dedicated - DS1 combination - Per Mile per month | | | UNC1X | 1L5XX | 0.30 | | | | | | | | | | |
| | | Interoffice Transport - Dedicated - DS1 combination - Facility Termination per month | | | UNC1X | U1TF1 | 81.04 | | | | | | | | | | |
| | | EXTENDED DS3 DIGITAL EXTENDED LOOP WITH DEDICATED DS3 INTEROFFICE TRANSPORT | | | | | | | | | | | | | | | |
| | | DS3 Local Loop in combination - per mile per month | | | UNC3X | 1L5ND | 11.55 | | | | | | | | | | |
| | | DS3 Local Loop in combination - Facility Termination per month | | | UNC3X | UE3PX | 416.69 | | | | | | | | | | |
| | | Interoffice Transport - Dedicated - DS3 - Per Mile per month | | | UNC3X | 1L5XX | 6.95 | | | | | | | | | | |
| | | Interoffice Transport - Dedicated - DS3 combination - Facility Termination per month | | | UNC3X | U1TF3 | 978.02 | | | | | | | | | | |
| | | EXTENDED STS-1 DIGITAL EXTENDED LOOP WITH DEDICATED STS-1 INTEROFFICE TRANSPORT | | | | | | | | | | | | | | | |
| | | STS-1 Local Loop in combination - per mile per month | | | UNCSX | 1L5ND | 11.55 | | | | | | | | | | |
| | | STS-1 Local Loop in combination - Facility Termination per month | | | UNCSX | UDLS1 | 430.74 | | | | | | | | | | |
| | | Interoffice Transport - Dedicated - STS-1 combination - per mile per month | | | UNCSX | 1L5XX | 6.95 | | | | | | | | | | |
| | | Interoffice Transport - Dedicated - STS-1 combination - Facility Termination per month | | | UNCSX | U1TFS | 954.72 | | | | | | | | | | |

| UNBUNDLED NETWORK ELEMENTS - Mississippi | | | | | | | | | | | Attachment: 2 Exh. B | | | | | | |
|---|---------------|---|---------|------|-------|-------|------------|--------------|-------|-------------------------|----------------------------------|--------------------------------------|--|--|---|---|-------|
| CATEGORY | RATE ELEMENTS | | Interim | Zone | BCS | USOC | RATES (\$) | | | | Svc Order Submitted Elec per LSR | Svc Order Submitted Manually per LSR | Incremental Charge - Manual Svc Order vs. Electronic-1st | Incremental Charge - Manual Svc Order vs. Electronic-Add'l | Incremental Charge - Manual Svc Order vs. Electronic-Disc 1st | Incremental Charge - Manual Svc Order vs. Electronic-Disc Add'l | |
| | | | | | | | Rec | Nonrecurring | | Nonrecurring Disconnect | | OSS Rates (\$) | | | | | |
| | | | | | | | | | Add'l | | Add'l | SOME C | SOMAN | SOMAN | SOMAN | SOMAN | SOMAN |
| UNBUNDLED EXCHANGE ACCESS LOOP | | | | | | | | | | | | | | | | | |
| 2-WIRE HIGH BIT RATE DIGITAL SUBSCRIBER LINE (HDSL) COMPATIBLE LOOP | | | | | | | | | | | | | | | | | |
| | | 2 Wire Unbundled HDSL Loop including manual service inquiry & facility reservation - Zone 1 | | 1 | UHL | UHL2X | 10.06 | | | | | | | | | | |
| | | 2 Wire Unbundled HDSL Loop including manual service inquiry & facility reservation - Zone 2 | | 2 | UHL | UHL2X | 10.60 | | | | | | | | | | |
| | | 2 Wire Unbundled HDSL Loop including manual service inquiry & facility reservation - Zone 3 | | 3 | UHL | UHL2X | 11.35 | | | | | | | | | | |
| | | 2 Wire Unbundled HDSL Loop including manual service inquiry & facility reservation - Zone 4 | | 4 | UHL | UHL2X | 12.03 | | | | | | | | | | |
| | | 2 Wire Unbundled HDSL Loop without manual service inquiry and facility reservation - Zone 1 | | 1 | UHL | UHL2W | 10.06 | | | | | | | | | | |
| | | 2 Wire Unbundled HDSL Loop without manual service inquiry and facility reservation - Zone 2 | | 2 | UHL | UHL2W | 10.60 | | | | | | | | | | |
| | | 2 Wire Unbundled HDSL Loop without manual service inquiry and facility reservation - Zone 3 | | 3 | UHL | UHL2W | 11.35 | | | | | | | | | | |
| | | 2 Wire Unbundled HDSL Loop without manual service inquiry and facility reservation - Zone 4 | | 4 | UHL | UHL2W | 12.03 | | | | | | | | | | |
| 4-WIRE HIGH BIT RATE DIGITAL SUBSCRIBER LINE (HDSL) COMPATIBLE LOOP | | | | | | | | | | | | | | | | | |
| | | 4 Wire Unbundled HDSL Loop including manual service inquiry and facility reservation - Zone 1 | | 1 | UHL | UHL4X | 15.85 | | | | | | | | | | |
| | | 4-Wire Unbundled HDSL Loop including manual service inquiry and facility reservation - Zone 2 | | 2 | UHL | UHL4X | 15.44 | | | | | | | | | | |
| | | 4-Wire Unbundled HDSL Loop including manual service inquiry and facility reservation - Zone 3 | | 3 | UHL | UHL4X | 17.93 | | | | | | | | | | |
| | | 4-Wire Unbundled HDSL Loop including manual service inquiry and facility reservation - Zone 4 | | 4 | UHL | UHL4X | 16.63 | | | | | | | | | | |
| | | 4-Wire Unbundled HDSL Loop without manual service inquiry and facility reservation - Zone 1 | | 1 | UHL | UHL4W | 15.85 | | | | | | | | | | |
| | | 4-Wire Unbundled HDSL Loop without manual service inquiry and facility reservation - Zone 2 | | 2 | UHL | UHL4W | 15.44 | | | | | | | | | | |
| | | 4-Wire Unbundled HDSL Loop without manual service inquiry and facility reservation - Zone 3 | | 3 | UHL | UHL4W | 17.93 | | | | | | | | | | |
| | | 4-Wire Unbundled HDSL Loop without manual service inquiry and facility reservation - Zone 4 | | 4 | UHL | UHL4W | 16.63 | | | | | | | | | | |
| 4-WIRE DS1 DIGITAL LOOP | | | | | | | | | | | | | | | | | |
| | | 4-Wire DS1 Digital Loop - Zone 1 | | 1 | USL | USLXX | 118.62 | | | | | | | | | | |
| | | 4-Wire DS1 Digital Loop - Zone 2 | | 2 | USL | USLXX | 148.79 | | | | | | | | | | |
| | | 4-Wire DS1 Digital Loop - Zone 3 | | 3 | USL | USLXX | 237.75 | | | | | | | | | | |
| | | 4-Wire DS1 Digital Loop - Zone 4 | | 4 | USL | USLXX | 527.23 | | | | | | | | | | |
| HIGH CAPACITY UNBUNDLED LOCAL LOOP | | | | | | | | | | | | | | | | | |
| | | High Capacity Unbundled Local Loop - DS3 - Per Mile per month | | | UE3 | 1L5ND | 12.88 | | | | | | | | | | |
| | | High Capacity Unbundled Local Loop - DS3 - Facility Termination per month | | | UE3 | UE3PX | 375.07 | | | | | | | | | | |
| | | High Capacity Unbundled Local Loop - STS-1 - Per Mile per month | | | UDLSX | 1L5ND | 12.88 | | | | | | | | | | |
| | | High Capacity Unbundled Local Loop - STS-1 - Facility Termination per month | | | UDLSX | UDLS1 | 389.33 | | | | | | | | | | |
| UNBUNDLED DEDICATED TRANSPORT | | | | | | | | | | | | | | | | | |
| INTEROFFICE CHANNEL - DEDICATED TRANSPORT | | | | | | | | | | | | | | | | | |
| | | Interoffice Channel - Dedicated Channel - DS1 - Per Mile per month | | | U1TD1 | 1L5XX | 0.23 | | | | | | | | | | |
| | | Interoffice Channel - Dedicated Transport - DS1 - Facility Termination | | | U1TD1 | U1TF1 | 65.93 | | | | | | | | | | |
| | | Interoffice Channel - Dedicated Transport - DS3 - Per Mile per month | | | U1TD3 | 1L5XX | 5.47 | | | | | | | | | | |

| UNBUNDLED NETWORK ELEMENTS - Mississippi | | | | | | | | | | | Attachment: 2 Exh. B | | | | | |
|--|--|---------|------|------------|-------|------------|--------------|-------|-------------------------|----------------------------------|--------------------------------------|--|--|---|---|-------|
| CATEGORY | RATE ELEMENTS | Interim | Zone | BCS | USOC | RATES (\$) | | | | Svc Order Submitted Elec per LSR | Svc Order Submitted Manually per LSR | Incremental Charge - Manual Svc Order vs. Electronic-1st | Incremental Charge - Manual Svc Order vs. Electronic-Add'l | Incremental Charge - Manual Svc Order vs. Electronic-Disc 1st | Incremental Charge - Manual Svc Order vs. Electronic-Disc Add'l | |
| | | | | | | Rec | Nonrecurring | | Nonrecurring Disconnect | | OSS Rates (\$) | | | | | |
| | | | | | | | | Add'l | | Add'l | SOMEc | SOMAN | SOMAN | SOMAN | SOMAN | SOMAN |
| | Interoffice Channel - Dedicated Transport - DS3 - Facility Termination per month | | | U1TD3 | U1TF3 | 738.18 | | | | | | | | | | |
| | Interoffice Channel - Dedicated Transport - STS-1 - Per Mile per month | | | U1TS1 | 1L5XX | 5.47 | | | | | | | | | | |
| | Interoffice Channel - Dedicated Transport - STS-1 - Facility Termination | | | U1TS1 | U1TFS | 740.84 | | | | | | | | | | |
| UNBUNDLED DARK FIBER | | | | | | | | | | | | | | | | |
| | Dark Fiber - Interoffice Transport, Per Four Fiber Strands, Per Route Mile Or Fraction Thereof | | | UDF, UDFCX | 1L5DF | 32.51 | | | | | | | | | | |
| ENHANCED EXTENDED LINK (EELs) | | | | | | | | | | | | | | | | |
| NOTE: The monthly recurring and non-recurring charges below will apply and the Switch-As-Is Charge will not apply for UNE combinations provisioned as ' Ordinarily Combined' Network Elements. | | | | | | | | | | | | | | | | |
| NOTE: The monthly recurring and the Switch-As-Is Charge and not the non-recurring charges below will apply for UNE combinations provisioned as ' Currently Combined' Network Elements. | | | | | | | | | | | | | | | | |
| EXTENDED 4-WIRE DS1 DIGITAL EXTENDED LOOP WITH DEDICATED DS1 INTEROFFICE TRANSPORT | | | | | | | | | | | | | | | | |
| | 4-Wire DS1 Digital Loop in Combination - Zone 1 | | 1 | UNC1X | USLXX | 90.94 | | | | | | | | | | |
| | 4-Wire DS1 Digital Loop in Combination - Zone 2 | | 2 | UNC1X | USLXX | 148.79 | | | | | | | | | | |
| | 4-Wire DS1 Digital Loop in Combination - Zone 3 | | 3 | UNC1X | USLXX | 237.75 | | | | | | | | | | |
| | 4-wire DS1 Digital Local Loop in Combination - Zone 4 | | 4 | UNC1X | USLXX | 527.23 | | | | | | | | | | |
| | Interoffice Transport - Dedicated - DS1 combination - Per Mile per month | | | UNC1X | 1L5XX | 0.23 | | | | | | | | | | |
| | Interoffice Transport - Dedicated - DS1 combination - Facility Termination per month | | | UNC1X | U1TF1 | 59.48 | | | | | | | | | | |
| EXTENDED DS3 DIGITAL EXTENDED LOOP WITH DEDICATED DS3 INTEROFFICE TRANSPORT | | | | | | | | | | | | | | | | |
| | DS3 Local Loop in combination - per mile per month | | | UNC3X | 1L5ND | 12.88 | | | | | | | | | | |
| | DS3 Local Loop in combination - Facility Termination per month | | | UNC3X | UE3PX | 375.07 | | | | | | | | | | |
| | Interoffice Transport - Dedicated - DS3 - Per Mile per month | | | UNC3X | 1L5XX | 5.47 | | | | | | | | | | |
| | Interoffice Transport - Dedicated - DS3 combination - Facility Termination per month | | | UNC3X | U1TF3 | 738.18 | | | | | | | | | | |
| EXTENDED STS-1 DIGITAL EXTENDED LOOP WITH DEDICATED STS-1 INTEROFFICE TRANSPORT | | | | | | | | | | | | | | | | |
| | STS-1 Local Loop in combination - per mile per month | | | UNCSX | 1L5ND | 12.88 | | | | | | | | | | |
| | STS-1 Local Loop in combination - Facility Termination per month | | | UNCSX | UDLS1 | 389.33 | | | | | | | | | | |
| | Interoffice Transport - Dedicated - STS-1 combination - per mile per month | | | UNCSX | 1L5XX | 5.47 | | | | | | | | | | |
| | Interoffice Transport - Dedicated - STS-1 combination - Facility Termination per month | | | UNCSX | U1TFS | 740.84 | | | | | | | | | | |

| UNBUNDLED NETWORK ELEMENTS - North Carolina | | | | | | | | | | | | | Attachment: 2 Exh. B | | | | | | | |
|--|---------------|--|--|--|--|---------|------|------------|-------|------------|--------------|-------|-------------------------|----------------------------------|--------------------------------------|--|--|---|---|-------|
| CATEGORY | RATE ELEMENTS | | | | | Interim | Zone | BCS | USOC | RATES (\$) | | | | Svc Order Submitted Elec per LSR | Svc Order Submitted Manually per LSR | Incremental Charge - Manual Svc Order vs. Electronic-1st | Incremental Charge - Manual Svc Order vs. Electronic-Add'l | Incremental Charge - Manual Svc Order vs. Electronic-Disc 1st | Incremental Charge - Manual Svc Order vs. Electronic-Disc Add'l | |
| | | | | | | | | | | | | | | | | | | | | |
| | | | | | | | | | | Rec | Nonrecurring | | Nonrecurring Disconnect | | OSS Rates (\$) | | | | | |
| | | | | | | | | | | | First | Add'l | First | Add'l | SOMEc | SOMAN | SOMAN | SOMAN | SOMAN | SOMAN |
| UNBUNDLED EXCHANGE ACCESS LOOP | | | | | | | | | | | | | | | | | | | | |
| 4-WIRE DS1 DIGITAL LOOP | | | | | | | | | | | | | | | | | | | | |
| | | 4-Wire DS1 Digital Loop - Zone 1 | | | | | 1 | USL | USLXX | 73.16 | | | | | | | | | | |
| | | 4-Wire DS1 Digital Loop - Zone 2 | | | | | 2 | USL | USLXX | 120.06 | | | | | | | | | | |
| | | 4-Wire DS1 Digital Loop - Zone 3 | | | | | 3 | USL | USLXX | 241.75 | | | | | | | | | | |
| HIGH CAPACITY UNBUNDLED LOCAL LOOP | | | | | | | | | | | | | | | | | | | | |
| | | High Capacity Unbundled Local Loop - DS3 - Per Mile per month | | | | | | UE3 | 1L5ND | 14.89 | | | | | | | | | | |
| | | High Capacity Unbundled Local Loop - DS3 - Facility Termination per month | | | | | | UE3 | UE3PX | 264.38 | | | | | | | | | | |
| | | High Capacity Unbundled Local Loop - STS-1 - Per Mile per month | | | | | | UDLSX | 1L5ND | 14.89 | | | | | | | | | | |
| | | High Capacity Unbundled Local Loop - STS-1 - Facility Termination per month | | | | | | UDLSX | UDLS1 | 296.49 | | | | | | | | | | |
| UNBUNDLED DEDICATED TRANSPORT | | | | | | | | | | | | | | | | | | | | |
| INTEROFFICE CHANNEL - DEDICATED TRANSPORT | | | | | | | | | | | | | | | | | | | | |
| | | Interoffice Channel - Dedicated Channel - DS1 - Per Mile per month | | | | | | U1TD1 | 1L5XX | 0.2229 | | | | | | | | | | |
| | | Interoffice Channel - Dedicated Tranport - DS1 - Facility Termination | | | | | | U1TD1 | U1TF1 | 35.87 | | | | | | | | | | |
| | | Interoffice Channel - Dedicated Transport - DS3 - Per Mile per month | | | | | | U1TD3 | 1L5XX | 5.11 | | | | | | | | | | |
| | | Interoffice Channel - Dedicated Transport - DS3 - Facility Termination per month | | | | | | U1TD3 | U1TF3 | 379.40 | | | | | | | | | | |
| | | Interoffice Channel - Dedicated Transport - STS-1 - Per Mile per month | | | | | | U1TS1 | 1L5XX | 5.11 | | | | | | | | | | |
| | | Interoffice Channel - Dedicated Transport - STS-1 - Facility Termination | | | | | | U1TS1 | U1TFS | 390.08 | | | | | | | | | | |
| UNBUNDLED DARK FIBER | | | | | | | | | | | | | | | | | | | | |
| | | Dark Fiber - Interoffice Transport, Per Four Fiber Strands, Per Route Mile Or Fraction Thereof | | | | | | UDF, UDFCX | 1L5DF | 28.49 | | | | | | | | | | |
| ENHANCED EXTENDED LINK (EELs) | | | | | | | | | | | | | | | | | | | | |
| NOTE: The monthly recurring and non-recurring charges below will apply and the Switch-As-Is Charge will not apply for UNE combinations provisioned as ' Ordinarily Combined' Network Elements. | | | | | | | | | | | | | | | | | | | | |
| NOTE: The monthly recurring and the Switch-As-Is Charge and not the non-recurring charges below will apply for UNE combinations provisioned as ' Currently Combined' Network Elements. | | | | | | | | | | | | | | | | | | | | |
| EXTENDED 4-WIRE DS1 DIGITAL EXTENDED LOOP WITH DEDICATED DS1 INTEROFFICE TRANSPORT | | | | | | | | | | | | | | | | | | | | |
| | | 4-Wire DS1 Digital Loop in Combination - Zone 1 | | | | | 1 | UNC1X | USLXX | 73.16 | | | | | | | | | | |
| | | 4-Wire DS1 Digital Loop in Combination - Zone 2 | | | | | 2 | UNC1X | USLXX | 120.06 | | | | | | | | | | |
| | | 4-Wire DS1 Digital Loop in Combination - Zone 3 | | | | | 3 | UNC1X | USLXX | 241.75 | | | | | | | | | | |
| | | Interoffice Transport - Dedicated - DS1 combination - Per Mile per month | | | | | | UNC1X | 1L5XX | 0.2229 | | | | | | | | | | |
| | | Interoffice Transport - Dedicated - DS1 combination - Facility Termination per month | | | | | | UNC1X | U1TF1 | 35.72 | | | | | | | | | | |
| EXTENDED DS3 DIGITAL EXTENDED LOOP WITH DEDICATED DS3 INTEROFFICE TRANSPORT | | | | | | | | | | | | | | | | | | | | |
| | | DS3 Local Loop in combination - per mile per month | | | | | | UNC3X | 1L5ND | 14.89 | | | | | | | | | | |
| | | DS3 Local Loop in combination - Facility Termination per month | | | | | | UNC3X | UE3PX | 264.38 | | | | | | | | | | |
| | | Interoffice Transport - Dedicated - DS3 - Per Mile per month | | | | | | UNC3X | 1L5XX | 5.11 | | | | | | | | | | |
| | | Interoffice Transport - Dedicated - DS3 combination - Facility Termination per month | | | | | | UNC3X | U1TF3 | 379.40 | | | | | | | | | | |
| EXTENDED STS-1 DIGITAL EXTENDED LOOP WITH DEDICATED STS-1 INTEROFFICE TRANSPORT | | | | | | | | | | | | | | | | | | | | |
| | | STS-1 Local Loop in combination - per mile per month | | | | | | UNCSX | 1L5ND | 14.89 | | | | | | | | | | |
| | | STS-1 Local Loop in combination - Facility Termination per month | | | | | | UNCSX | UDLS1 | 390.08 | | | | | | | | | | |
| | | Interoffice Transport - Dedicated - STS-1 combination - per mile per month | | | | | | UNCSX | 1L5XX | 5.11 | | | | | | | | | | |
| | | Interoffice Transport - Dedicated - STS-1 combination - Facility Termination per month | | | | | | UNCSX | U1TFS | 390.08 | | | | | | | | | | |

| UNBUNDLED NETWORK ELEMENTS - South Carolina | | | | | | | | | | | Attachment: 2 Exh. B | | | | | |
|---|---------------|--|---------|------|------------|-------|------------|--------------|-------|-------------------------|----------------------------------|--------------------------------------|--|--|---|---|
| CATEGORY | RATE ELEMENTS | | Interim | Zone | BCS | USOC | RATES (\$) | | | | Svc Order Submitted Elec per LSR | Svc Order Submitted Manually per LSR | Incremental Charge - Manual Svc Order vs. Electronic-1st | Incremental Charge - Manual Svc Order vs. Electronic-Add'l | Incremental Charge - Manual Svc Order vs. Electronic-Disc 1st | Incremental Charge - Manual Svc Order vs. Electronic-Disc Add'l |
| | | | | | | | | | | | | | | | | |
| | | | | | | | Rec | Nonrecurring | | Nonrecurring Disconnect | | OSS Rates (\$) | | | | |
| | | | | | | | | First | Add'l | First | Add'l | SOME C | SOMAN | SOMAN | SOMAN | SOMAN |
| UNBUNDLED EXCHANGE ACCESS LOOP | | | | | | | | | | | | | | | | |
| 2-WIRE HIGH BIT RATE DIGITAL SUBSCRIBER LINE (HDSL) COMPATIBLE LOOP | | | | | | | | | | | | | | | | |
| | | 2 Wire Unbundled HDSL Loop including manual service inquiry & facility reservation - Zone 1 | | 1 | UHL | UHL2X | 11.02 | | | | | | | | | |
| | | 2 Wire Unbundled HDSL Loop including manual service inquiry & facility reservation - Zone 2 | | 2 | UHL | UHL2X | 12.56 | | | | | | | | | |
| | | 2 Wire Unbundled HDSL Loop including manual service inquiry & facility reservation - Zone 3 | | 3 | UHL | UHL2X | 13.11 | | | | | | | | | |
| | | 2 Wire Unbundled HDSL Loop without manual service inquiry and facility reservation - Zone 1 | | 1 | UHL | UHL2W | 11.02 | | | | | | | | | |
| | | 2 Wire Unbundled HDSL Loop without manual service inquiry and facility reservation - Zone 2 | | 2 | UHL | UHL2W | 12.56 | | | | | | | | | |
| | | 2 Wire Unbundled HDSL Loop without manual service inquiry and facility reservation - Zone 3 | | 3 | UHL | UHL2W | 13.11 | | | | | | | | | |
| 4-WIRE HIGH BIT RATE DIGITAL SUBSCRIBER LINE (HDSL) COMPATIBLE LOOP | | | | | | | | | | | | | | | | |
| | | 4 Wire Unbundled HDSL Loop including manual service inquiry and facility reservation - Zone 1 | | 1 | UHL | UHL4X | 18.42 | | | | | | | | | |
| | | 4-Wire Unbundled HDSL Loop including manual service inquiry and facility reservation - Zone 2 | | 2 | UHL | UHL4X | 16.48 | | | | | | | | | |
| | | 4-Wire Unbundled HDSL Loop including manual service inquiry and facility reservation - Zone 3 | | 3 | UHL | UHL4X | 19.37 | | | | | | | | | |
| | | 4-Wire Unbundled HDSL Loop without manual service inquiry and facility reservation - Zone 1 | | 1 | UHL | UHL4W | 18.42 | | | | | | | | | |
| | | 4-Wire Unbundled HDSL Loop without manual service inquiry and facility reservation - Zone 2 | | 2 | UHL | UHL4W | 16.48 | | | | | | | | | |
| | | 4-Wire Unbundled HDSL Loop without manual service inquiry and facility reservation - Zone 3 | | 3 | UHL | UHL4W | 19.37 | | | | | | | | | |
| 4-WIRE DS1 DIGITAL LOOP | | | | | | | | | | | | | | | | |
| | | 4-Wire DS1 Digital Loop - Zone 1 | | 1 | USL | USLXX | 91.44 | | | | | | | | | |
| | | 4-Wire DS1 Digital Loop - Zone 2 | | 2 | USL | USLXX | 156.40 | | | | | | | | | |
| | | 4-Wire DS1 Digital Loop - Zone 3 | | 3 | USL | USLXX | 263.52 | | | | | | | | | |
| HIGH CAPACITY UNBUNDLED LOCAL LOOP | | | | | | | | | | | | | | | | |
| | | High Capacity Unbundled Local Loop - DS3 - Per Mile per month | | | UE3 | 1L5ND | 14.10 | | | | | | | | | |
| | | High Capacity Unbundled Local Loop - DS3 - Facility Termination per month | | | UE3 | UE3PX | 352.31 | | | | | | | | | |
| | | High Capacity Unbundled Local Loop - STS-1 - Per Mile per month | | | UDLSX | 1L5ND | 14.10 | | | | | | | | | |
| | | High Capacity Unbundled Local Loop - STS-1 - Facility Termination per month | | | UDLSX | UDLS1 | 360.51 | | | | | | | | | |
| UNBUNDLED DEDICATED TRANSPORT | | | | | | | | | | | | | | | | |
| INTEROFFICE CHANNEL - DEDICATED TRANSPORT | | | | | | | | | | | | | | | | |
| | | Interoffice Channel - Dedicated Channel - DS1 - Per Mile per month | | | U1TD1 | 1L5XX | 0.39 | | | | | | | | | |
| | | Interoffice Channel - Dedicated Transport - DS1 - Facility Termination | | | U1TD1 | U1TF1 | 88.71 | | | | | | | | | |
| | | Interoffice Channel - Dedicated Transport - DS3 - Per Mile per month | | | U1TD3 | 1L5XX | 9.22 | | | | | | | | | |
| | | Interoffice Channel - Dedicated Transport - DS3 - Facility Termination per month | | | U1TD3 | U1TF3 | 1012.75 | | | | | | | | | |
| | | Interoffice Channel - Dedicated Transport - STS-1 - Per Mile per month | | | U1TS1 | 1L5XX | 9.22 | | | | | | | | | |
| | | Interoffice Channel - Dedicated Transport - STS-1 - Facility Termination | | | U1TS1 | U1TFS | 1012.63 | | | | | | | | | |
| UNBUNDLED DARK FIBER | | | | | | | | | | | | | | | | |
| | | Dark Fiber - Interoffice Transport, Per Four Fiber Strands, Per Route Mile Or Fraction Thereof | | | UDF, UDFCX | 1L5DF | 41.87 | | | | | | | | | |
| ENHANCED EXTENDED LINK (EELs) | | | | | | | | | | | | | | | | |

| UNBUNDLED NETWORK ELEMENTS - South Carolina | | | | | | | | | | | Attachment: 2 Exh. B | | | | |
|--|--|---------|------|-------|-------|------------|----------------------------------|--------------------------------------|--|--|---|---|-------|-------|-------|
| CATEGORY | RATE ELEMENTS | Interim | Zone | BCS | USOC | RATES (\$) | Svc Order Submitted Elec per LSR | Svc Order Submitted Manually per LSR | Incremental Charge - Manual Svc Order vs. Electronic-1st | Incremental Charge - Manual Svc Order vs. Electronic-Add'l | Incremental Charge - Manual Svc Order vs. Electronic-Disc 1st | Incremental Charge - Manual Svc Order vs. Electronic-Disc Add'l | | | |
| | | | | | | | | | | | | | | | |
| | | | | | | Rec | Nonrecurring | | Nonrecurring Disconnect | | OSS Rates (\$) | | | | |
| | | | | | | | First | Add'l | First | Add'l | SOME C | SOMAN | SOMAN | SOMAN | SOMAN |
| NOTE: The monthly recurring and non-recurring charges below will apply and the Switch-As-Is Charge will not apply for UNE combinations provisioned as ' Ordinarily Combined' Network Elements. | | | | | | | | | | | | | | | |
| NOTE: The monthly recurring and the Switch-As-Is Charge and not the non-recurring charges below will apply for UNE combinations provisioned as ' Currently Combined' Network Elements. | | | | | | | | | | | | | | | |
| EXTENDED 4-WIRE DS1 DIGITAL EXTENDED LOOP WITH DEDICATED DS1 INTEROFFICE TRANSPORT | | | | | | | | | | | | | | | |
| | 4-Wire DS1 Digital Loop in Combination - Zone 1 | | 1 | UNC1X | USLXX | 104.50 | | | | | | | | | |
| | 4-Wire DS1 Digital Loop in Combination - Zone 2 | | 2 | UNC1X | USLXX | 178.74 | | | | | | | | | |
| | 4-Wire DS1 Digital Loop in Combination - Zone 3 | | 3 | UNC1X | USLXX | 301.17 | | | | | | | | | |
| | Interoffice Transport - Dedicated - DS1 combination - Per Mile per month | | | UNC1X | 1L5XX | 0.31 | | | | | | | | | |
| | Interoffice Transport - Dedicated - DS1 combination - Facility Termination per month | | | UNC1X | U1TF1 | 88.71 | | | | | | | | | |
| EXTENDED DS3 DIGITAL EXTENDED LOOP WITH DEDICATED DS3 INTEROFFICE TRANSPORT | | | | | | | | | | | | | | | |
| | DS3 Local Loop in combination - per mile per month | | | UNC3X | 1L5ND | 14.10 | | | | | | | | | |
| | DS3 Local Loop in combination - Facility Termination per month | | | UNC3X | UE3PX | 352.31 | | | | | | | | | |
| | Interoffice Transport - Dedicated - DS3 - Per Mile per month | | | UNC3X | 1L5XX | 9.22 | | | | | | | | | |
| | Interoffice Transport - Dedicated - DS3 combination - Facility Termination per month | | | UNC3X | U1TF3 | 1012.75 | | | | | | | | | |
| EXTENDED STS-1 DIGITAL EXTENDED LOOP WITH DEDICATED STS-1 INTEROFFICE TRANSPORT | | | | | | | | | | | | | | | |
| | STS-1 Local Loop in combination - per mile per month | | | UNCSX | 1L5ND | 14.10 | | | | | | | | | |
| | STS-1 Local Loop in combination - Facility Termination per month | | | UNCSX | UDLS1 | 360.51 | | | | | | | | | |
| | Interoffice Transport - Dedicated - STS-1 combination - per mile per month | | | UNCSX | 1L5XX | 9.22 | | | | | | | | | |
| | Interoffice Transport - Dedicated - STS-1 combination - Facility Termination per month | | | UNCSX | U1TFS | 1012.63 | | | | | | | | | |

| UNBUNDLED NETWORK ELEMENTS - Tennessee | | | | | | | | | | | | Attachment: 2 Exh. B | | | | |
|---|---------------|--|---------|------|------------|-------|------------|--------------------|-------|--------------------|----------------------------------|--------------------------------------|--|--|---|---|
| CATEGORY | RATE ELEMENTS | | Interim | Zone | BCS | USOC | RATES (\$) | | | | Svc Order Submitted Elec per LSR | Svc Order Submitted Manually per LSR | Incremental Charge - Manual Svc Order vs. Electronic-1st | Incremental Charge - Manual Svc Order vs. Electronic-Add'l | Incremental Charge - Manual Svc Order vs. Electronic-Disc 1st | Incremental Charge - Manual Svc Order vs. Electronic-Disc Add'l |
| | | | | | | | | | | | | | | | | |
| | | | | | | | Rec | Nonrecurring First | Add'l | Nonrecurring First | Disconnect Add'l | OSS Rates (\$) | | | | |
| | | | | | | | | | | | | SOMEc | SOMAN | SOMAN | SOMAN | SOMAN |
| UNBUNDLED EXCHANGE ACCESS LOOP | | | | | | | | | | | | | | | | |
| 2-WIRE HIGH BIT RATE DIGITAL SUBSCRIBER LINE (HDSL) COMPATIBLE LOOP | | | | | | | | | | | | | | | | |
| | | 2 Wire Unbundled HDSL Loop including manual service inquiry & facility reservation - Zone 1 | | 1 | UHL | UHL2X | 11.09 | | | | | | | | | |
| | | 2 Wire Unbundled HDSL Loop including manual service inquiry & facility reservation - Zone 2 | | 2 | UHL | UHL2X | 16.61 | | | | | | | | | |
| | | 2 Wire Unbundled HDSL Loop including manual service inquiry & facility reservation - Zone 3 | | 3 | UHL | UHL2X | 27.74 | | | | | | | | | |
| | | 2 Wire Unbundled HDSL Loop without manual service inquiry and facility reservation - Zone 1 | | 1 | UHL | UHL2W | 11.09 | | | | | | | | | |
| | | 2 Wire Unbundled HDSL Loop without manual service inquiry and facility reservation - Zone 2 | | 2 | UHL | UHL2W | 16.61 | | | | | | | | | |
| | | 2 Wire Unbundled HDSL Loop without manual service inquiry and facility reservation - Zone 3 | | 3 | UHL | UHL2W | 27.74 | | | | | | | | | |
| 4-WIRE HIGH BIT RATE DIGITAL SUBSCRIBER LINE (HDSL) COMPATIBLE LOOP | | | | | | | | | | | | | | | | |
| | | 4 Wire Unbundled HDSL Loop including manual service inquiry and facility reservation - Zone 1 | | 1 | UHL | UHL4X | 14.26 | | | | | | | | | |
| | | 4-Wire Unbundled HDSL Loop including manual service inquiry and facility reservation - Zone 2 | | 2 | UHL | UHL4X | 21.37 | | | | | | | | | |
| | | 4-Wire Unbundled HDSL Loop including manual service inquiry and facility reservation - Zone 3 | | 3 | UHL | UHL4X | 35.68 | | | | | | | | | |
| | | 4-Wire Unbundled HDSL Loop without manual service inquiry and facility reservation - Zone 1 | | 1 | UHL | UHL4W | 14.26 | | | | | | | | | |
| | | 4-Wire Unbundled HDSL Loop without manual service inquiry and facility reservation - Zone 2 | | 2 | UHL | UHL4W | 21.37 | | | | | | | | | |
| | | 4-Wire Unbundled HDSL Loop without manual service inquiry and facility reservation - Zone 3 | | 3 | UHL | UHL4W | 35.68 | | | | | | | | | |
| 4-WIRE DS1 DIGITAL LOOP | | | | | | | | | | | | | | | | |
| | | 4-Wire DS1 Digital Loop - Zone 1 | | 1 | USL | USLXX | 59.09 | | | | | | | | | |
| | | 4-Wire DS1 Digital Loop - Zone 2 | | 2 | USL | USLXX | 88.53 | | | | | | | | | |
| | | 4-Wire DS1 Digital Loop - Zone 3 | | 3 | USL | USLXX | 147.82 | | | | | | | | | |
| HIGH CAPACITY UNBUNDLED LOCAL LOOP | | | | | | | | | | | | | | | | |
| | | High Capacity Unbundled Local Loop - DS3 - Per Mile per month | | | UE3 | 1L5ND | 10.57 | | | | | | | | | |
| | | High Capacity Unbundled Local Loop - DS3 - Facility Termination per month | | | UE3 | UE3PX | 430.38 | | | | | | | | | |
| | | High Capacity Unbundled Local Loop - STS-1 - Per Mile per month | | | UDLSX | 1L5ND | 10.57 | | | | | | | | | |
| | | High Capacity Unbundled Local Loop - STS-1 - Facility Termination per month | | | UDLSX | UDLS1 | 447.75 | | | | | | | | | |
| UNBUNDLED DEDICATED TRANSPORT | | | | | | | | | | | | | | | | |
| INTEROFFICE CHANNEL - DEDICATED TRANSPORT | | | | | | | | | | | | | | | | |
| | | Interoffice Channel - Dedicated Channel - DS1 - Per Mile per month | | | U1TD1 | 1L5XX | 0.40963 | | | | | | | | | |
| | | Interoffice Channel - Dedicated Transport - DS1 - Facility Termination | | | U1TD1 | U1TF1 | 89.54 | | | | | | | | | |
| | | Interoffice Channel - Dedicated Transport - DS3 - Per Mile per month | | | U1TD3 | 1L5XX | 2.69 | | | | | | | | | |
| | | Interoffice Channel - Dedicated Transport - DS3 - Facility Termination per month | | | U1TD3 | U1TF3 | 976.34 | | | | | | | | | |
| | | Interoffice Channel - Dedicated Transport - STS-1 - Per Mile per month | | | U1TS1 | 1L5XX | 2.69 | | | | | | | | | |
| | | Interoffice Channel - Dedicated Transport - STS-1 - Facility Termination | | | U1TS1 | U1TFS | 976.70 | | | | | | | | | |
| UNBUNDLED DARK FIBER - Stand Alone or in Combination | | | | | | | | | | | | | | | | |
| | | Dark Fiber - Interoffice Transport, Per Four Fiber Strands, Per Route Mile Or Fraction Thereof | | | UDF, UDFCX | 1L5DF | 33.05 | | | | | | | | | |
| ENHANCED EXTENDED LINK (EELs) AND THEIR COMPONETS | | | | | | | | | | | | | | | | |

| UNBUNDLED NETWORK ELEMENTS - Tennessee | | | | | | | | | | | | | | Attachment: 2 Exh. B | | | | | | | | |
|--|--|--|--|--|---|---------|-------|---------|------|------------|--------------------|-------|-------------------------------|----------------------------------|--------------------------------------|--|--|---|---|-------|-------|-------|
| CATEGORY | RATE ELEMENTS | | | | | Interim | Zone | BCS | USOC | RATES (\$) | | | | Svc Order Submitted Elec per LSR | Svc Order Submitted Manually per LSR | Incremental Charge - Manual Svc Order vs. Electronic-1st | Incremental Charge - Manual Svc Order vs. Electronic-Add'l | Incremental Charge - Manual Svc Order vs. Electronic-Disc 1st | Incremental Charge - Manual Svc Order vs. Electronic-Disc Add'l | | | |
| | | | | | | | | | | Rec | Nonrecurring First | Add'l | Nonrecurring Disconnect First | | | | | | | Add'l | | |
| | | | | | | | | | | | | | | SOME C | SOMAN | OSS Rates (\$) | | | SOMAN | SOMAN | SOMAN | SOMAN |
| | NOTE: The monthly recurring and non-recurring charges below will apply and the Switch-As-Is Charge will not apply for UNE combinations provisioned as ' Ordinarily Combined' Network Elements. | | | | | | | | | | | | | | | | | | | | | |
| | NOTE: The monthly recurring and the Switch-As-Is Charge and not the non-recurring charges below will apply for UNE combinations provisioned as ' Currently Combined' Network Elements. | | | | | | | | | | | | | | | | | | | | | |
| | EXTENDED 4-WIRE DS1 DIGITAL EXTENDED LOOP WITH DEDICATED DS1 INTEROFFICE TRANSPORT | | | | | | | | | | | | | | | | | | | | | |
| | | 4-Wire DS1 Digital Loop in Combination - Zone 1 | | | 1 | UNC1X | USLXX | 59.09 | | | | | | | | | | | | | | |
| | | 4-Wire DS1 Digital Loop in Combination - Zone 2 | | | 2 | UNC1X | USLXX | 88.53 | | | | | | | | | | | | | | |
| | | 4-Wire DS1 Digital Loop in Combination - Zone 3 | | | 3 | UNC1X | USLXX | 147.82 | | | | | | | | | | | | | | |
| | | Interoffice Transport - Dedicated - DS1 combination - Per Mile per month | | | | UNC1X | 1L5XX | 0.40963 | | | | | | | | | | | | | | |
| | | Interoffice Transport - Dedicated - DS1 combination - Facility Termination per month | | | | UNC1X | U1TF1 | 89.54 | | | | | | | | | | | | | | |
| | EXTENDED DS3 DIGITAL EXTENDED LOOP WITH DEDICATED DS3 INTEROFFICE TRANSPORT | | | | | | | | | | | | | | | | | | | | | |
| | | DS3 Local Loop in combination - per mile per month | | | | UNC3X | 1L5ND | 10.57 | | | | | | | | | | | | | | |
| | | DS3 Local Loop in combination - Facility Termination per month | | | | UNC3X | UE3PX | 430.38 | | | | | | | | | | | | | | |
| | | Interoffice Transport - Dedicated - DS3 - Per Mile per month | | | | UNC3X | 1L5XX | 2.69 | | | | | | | | | | | | | | |
| | | Interoffice Transport - Dedicated - DS3 combination - Facility Termination per month | | | | UNC3X | U1TF3 | 976.34 | | | | | | | | | | | | | | |
| | EXTENDED STS-1 DIGITAL EXTENDED LOOP WITH DEDICATED STS-1 INTEROFFICE TRANSPORT | | | | | | | | | | | | | | | | | | | | | |
| | | STS-1 Local Loop in combination - per mile per month | | | | UNCSX | 1L5ND | 10.57 | | | | | | | | | | | | | | |
| | | STS-1 Local Loop in combination - Facility Termination per month | | | | UNCSX | UDLS1 | 447.75 | | | | | | | | | | | | | | |
| | | Interoffice Transport - Dedicated - STS-1 combination - per mile per month | | | | UNCSX | 1L5XX | 2.69 | | | | | | | | | | | | | | |
| | | Interoffice Transport - Dedicated - STS-1 combination - Facility Termination per month | | | | UNCSX | U1TFS | 976.70 | | | | | | | | | | | | | | |

Attachment 3

Network Interconnection

TABLE OF CONTENTS

| | | |
|----|--|-----------|
| 1 | General | 3 |
| 2 | Definitions: (For the purpose of this Attachment)..... | 3 |
| 3 | Network Interconnection | 4 |
| 4 | Interconnection Trunk Group Architectures | 6 |
| 5 | Network Design And Management For Interconnection..... | 11 |
| 6 | Forecasting for Trunk Provisioning | 12 |
| 7 | Local Dialing Parity..... | 14 |
| 8 | Interconnection Compensation | 14 |
| 9 | Ordering Charges | 19 |
| 10 | Basic 911 and E911 Interconnection | 19 |
| 11 | SS7 | 20 |
| | Rates | Exhibit A |
| | Basic Architecture | Exhibit B |
| | One Way Architecture | Exhibit C |
| | Two Way Architecture | Exhibit D |
| | Supergroup Architecture | Exhibit E |

NETWORK INTERCONNECTION

1 General

- 1.1 The Parties shall provide interconnection with each other's networks for the transmission and routing of telephone exchange service (Local Traffic), ISP-Bound Traffic, and exchange access (Switched Access Traffic) on the following terms:

2 Definitions: (For the purpose of this Attachment)

For purposes of this attachment only, the following terms shall have the definitions set forth below:

- 2.1 **Automatic Location Identification (ALI)** is a feature by which the address associated with the calling party's telephone number (ANI) is forwarded to the PSAP for display. Access to the ALI database is described in Attachment 2 to this Agreement.
- 2.2 **Automatic Number Identification (ANI)** corresponds to the seven-digit telephone number assigned by the serving local exchange carrier.
- 2.3 **AT&T Trunk Group** is defined as a one-way trunk group carrying AT&T originated traffic to be terminated by Mextel.
- 2.4 **911 Service** is as described in this Attachment.
- 2.5 **Call Termination** has the meaning set forth for "termination" in 47 C.F.R. § 51.701(d).
- 2.6 **Call Transport** has the meaning set forth for "transport" in 47 C.F.R. § 51.701(c).
- 2.7 **Call Transport and Termination** is used collectively to mean the switching and transport functions from the Interconnection Point to the last point of switching.
- 2.8 **Common (Shared) Transport** is defined as the transport of the originating Party's traffic by the terminating Party over the terminating Party's common (shared) facilities between (1) the terminating Party's tandem switch and end office switch, (2) between the terminating Party's tandem switches, and/or (3) between the terminating Party's host and remote end office switches. All switches referred herein must be entered into The Telcordia® LERG™ Routing Guide (LERG).
- 2.9 **Dedicated Interoffice Facility** is defined as a switch transport facility between a Party's Serving Wire Center and the first point of switching within the LATA on the other Party's network.
- 2.10 **End Office Switching** is defined as the function that establishes a communications path between the trunk side and line side of the End Office switch.
- 2.11 **Fiber Meet** is an interconnection arrangement whereby the Parties physically interconnect their networks via an optical fiber interface at which one Party's facilities, provisioning, and maintenance responsibility begins and the other Party's responsibility ends.
- 2.12 **Final Trunk Group** is defined as the last choice trunk group between two (2) switches for which there is no alternate route.

- 2.13 **Integrated Services Digital Network User Part (ISUP)** is a message protocol to support call set-up and release for interoffice voice connections over SS7 signaling.
- 2.14 **Interconnection Point (IP)** is the physical telecommunications equipment interface that interconnects the networks of AT&T and Mextel for the exchange of telecommunications traffic between the Parties.
- 2.15 **IntraLATA Toll Traffic** is as defined in this Attachment.
- 2.16 **ISP-Bound Traffic** is as defined in this Attachment.
- 2.17 **Local Channel** is defined as a switched transport facility between a Party's Interconnection Point and the IP's Serving Wire Center.
- 2.18 **Local Traffic** is as defined in this Attachment.
- 2.19 **Public Safety Answering Point (PSAP)** is the answering location for 911 calls.
- 2.20 **Selective Routing (SR)** is a standard feature that routes an E911 call from the tandem to the designated PSAP based upon the address of the ANI of the calling party.
- 2.21 **Serving Wire Center (SWC)** is defined as the wire center owned by one Party from which the other Party would normally obtain dial tone for its IP.
- 2.22 **Signaling System 7 (SS7)/Common Channel Signaling 7 (CCS7)** is an out-of-band signaling system used to provide basic routing information, call set-up and other call termination functions. Signaling is removed from the voice channel and put on a separate data network.
- 2.23 **Tandem Switching** is defined as the function that establishes a communications path between two switching offices through a third switching office through the provision of trunk side to trunk side switching.
- 2.24 **Transit Traffic** is traffic originating on Mextel's network that is switched and/or transported by AT&T and delivered to a third party's network, or traffic originating on a third party's network that is switched and/or transported by AT&T and delivered to Mextel's network.
- 3 Network Interconnection**
- 3.1 This Attachment pertains only to the provision of network interconnection where Mextel owns, leases from a third party or otherwise provides its own switch(es).
- 3.2 Network interconnection may be provided by the Parties at any technically feasible point within AT&T's network. Requests to AT&T for interconnection at points other than as set forth in this Attachment may be made through the Bona Fide Request/New Business Request (BFR/NBR) Process set forth in Attachment 11.
- 3.2.1 Each Party is responsible for providing, engineering and maintaining the network on its side of the IP. The IP must be located within AT&T's serving territory in the LATA in which traffic is originating. The IP determines the point at which the originating Party shall pay the terminating Party for the

Call Transport and Termination of Local Traffic, ISP-Bound Traffic and IntraLATA Toll Traffic. In selecting the IP, both Parties will act in good faith and select the point that is most efficient for both Parties.

- 3.2.2 Pursuant to the provisions of this Attachment, the location of the initial IP in a given LATA shall be established by mutual agreement of the Parties. Subject to the requirements for installing additional IPs, as set forth below, any IPs existing prior to the Effective Date of the Agreement will be accepted as initial IPs and will not require re-grooming. When the Parties mutually agree to utilize two-way interconnection trunk groups for the exchange of Local Traffic, ISP-Bound Traffic and IntraLATA Toll Traffic between each other, the Parties shall mutually agree to the location of IP(s). If the Parties are unable to agree to a mutual initial IP, each Party, as originating Party, shall establish a single IP in the LATA for the delivery of its originated Local Traffic, ISP-Bound Traffic and IntraLATA Toll Traffic to the other Party for Call Transport and Termination by the terminating Party.
- 3.2.3 Additional IP(s) in a LATA may be established by mutual agreement of the Parties. Notwithstanding the foregoing, additional IP(s) in a particular LATA shall be established, at the request of either Party, when the Local Traffic and ISP-Bound Traffic exceeds eight point nine (8.9) million minutes per month for three (3) consecutive months at the proposed location of the additional IP. AT&T will not request the establishment of an IP in an AT&T Central Office where physical or virtual collocation space is not available or where AT&T fiber connectivity is not available. When the Parties agree to utilize two-way interconnection trunk groups for the exchange of Local Traffic, ISP-Bound Traffic and IntraLATA Toll Traffic the Parties must agree to the location of the IP(s).
- 3.3 Interconnection via Dedicated Facilities
- 3.3.1 Local Channel Facilities. As part of Call Transport and Termination, the originating Party may obtain Local Channel facilities from the terminating Party. The percentage of Local Channel facilities utilized for Local Traffic and ISP-Bound Traffic shall be determined based upon the application of the Percent Local Facility (PLF) Factor as set forth in this Attachment. The charges applied to the percentage of Local Channel facilities used for Local Traffic and ISP-Bound Traffic as determined by the PLF factor are as set forth in Exhibit A. The remaining percentage of Local Channel facilities shall be billed at AT&T's intrastate Access Services Tariff or BellSouth's FCC No. 1 Tariff rates.
- 3.3.2 Dedicated Interoffice Facilities. As a part of Call Transport and Termination, the originating Party may obtain Dedicated Interoffice Facilities from the terminating Party. The percentage of Dedicated Interoffice Facilities utilized for Local Traffic and ISP-Bound Traffic shall be determined based upon the application of the PLF factor as set forth in this Attachment. The charges applied to the percentage of the Dedicated Interoffice Facilities used for Local Traffic and ISP-Bound Traffic as determined by the PLF factor are as set forth in Exhibit A. The remaining percentage of the Dedicated Interoffice Facilities shall be billed at AT&T's intrastate Access Services Tariff or BellSouth's FCC No. 1 Tariff rates.
- 3.4 Fiber Meet. Notwithstanding Sections 3.2.1, 3.2.2, and 3.2.3 above, if Mextel elects to establish interconnection with AT&T pursuant to a Fiber Meet Local Channel, Mextel and AT&T shall jointly engineer, operate and maintain a Synchronous Optical Network (SONET) transmission system by which they shall interconnect their transmission and routing of Local Traffic and ISP-Bound Traffic via a Local Channel at either the DS1 or DS3 level. The Parties shall work jointly to determine the

specific transmission system. However, Mextel's SONET transmission system must be compatible with AT&T's equipment, and the Data Communications Channel (DCC) must be turned off.

- 3.4.1 Each Party, at its own expense, shall procure, install and maintain the agreed upon SONET transmission system in its network.
- 3.4.2 The Parties shall agree to a Fiber Meet point between the AT&T Serving Wire Center and the Mextel Serving Wire Center. The Parties shall deliver their fiber optic facilities to the Fiber Meet point with sufficient spare length to reach the fusion splice point for the Fiber Meet point. AT&T shall, at its own expense, provide and maintain the fusion splice point for the Fiber Meet. A building type CLLI code will be established for each Fiber Meet point. All orders for interconnection facilities from the Fiber Meet point shall indicate the Fiber Meet point as the originating point for the facility.
- 3.4.3 Upon verbal request by Mextel, AT&T shall allow Mextel access to the fusion splice point for the Fiber Meet point for maintenance purposes on Mextel's side of the Fiber Meet point.
- 3.4.4 Neither Party shall charge the other for its Local Channel portion of the Fiber Meet facility used exclusively for Local Traffic and ISP-Bound Traffic. The percentage of Local Channel facilities utilized for Local Traffic and ISP-Bound Traffic shall be determined based upon the application of the PLF factor as set forth in this Attachment. The charges applied to the percentage of Local Channel facilities used for Local Traffic and ISP-Bound Traffic as determined by the PLF factor are as set forth in Exhibit A. The remaining percentage of Local Channel facilities shall be billed at AT&T's applicable access tariff rates. Charges for switched and special access services shall be billed in accordance with the applicable AT&T intrastate Access Services Tariff and or BellSouth's FCC No. 1 Tariff.

4 Interconnection Trunk Group Architectures

- 4.1 AT&T and Mextel shall establish interconnecting trunk groups and trunk group configurations between networks, including the use of one-way or two-way trunks in accordance with the following provisions set forth in this Attachment. For trunking purposes, traffic will be routed based on the digits dialed by the originating end user and in accordance with the LERG.
- 4.2 Mextel shall establish an interconnection trunk group(s) to at least one (1) AT&T access tandem within the LATA for the delivery of Mextel's originated Local Traffic, ISP-Bound Traffic and IntraLATA Toll Traffic and for the receipt and delivery of Transit Traffic. To the extent Mextel desires to deliver Local Traffic, ISP-Bound Traffic, IntraLATA Toll Traffic and/or Transit Traffic to AT&T access tandems within the LATA, other than the tandems(s) to which Mextel has established interconnection trunk groups, Mextel shall pay the appropriate rates for Multiple Tandem Access, as described in this Attachment.
- 4.2.1 Notwithstanding the forgoing, Mextel shall establish an interconnection trunk group(s) to all AT&T access and local tandems in the LATA where Mextel has homed (i.e., assigned) its NPA/NXXs. Mextel shall home its NPA/NXXs on the AT&T tandems that serve the exchange rate center areas to which the NPA/NXXs are assigned. The specified exchange rate center assigned to each AT&T tandem is defined in the LERG. Mextel shall enter its NPA/NXX access and/or local tandem homing arrangements into the LERG.

- 4.3 Switched access traffic will be delivered to and from IXCs based on Mextel's NXX access tandem homing arrangement as specified by Mextel in the LERG.
- 4.4 Any Mextel interconnection request that (1) deviates from the interconnection trunk group architectures as described in this Agreement, (2) affects traffic delivered to Mextel from an AT&T switch, and (3) requires special AT&T switch translations and other network modifications will require Mextel to submit a BFR/NBR via the BFR/NBR Process as set forth in Attachment 11.
- 4.5 Recurring and nonrecurring rates associated with interconnecting trunk groups between AT&T and Mextel are set forth in Exhibit A. To the extent a rate associated with the interconnecting trunk group is not set forth in Exhibit A, the rate shall be as set forth in the appropriate AT&T intrastate Access Services Tariff or BellSouth's FCC No. 1 Tariff.
- 4.6 For two-way trunk groups that carry only both Parties' Local Traffic, the Parties shall be compensated at fifty percent (50%) of the nonrecurring and recurring rates for dedicated trunks and DS1 facilities. Mextel shall be responsible for ordering and paying for any two-way trunks carrying Transit Traffic.
- 4.7 All trunk groups will be provisioned as SS7 capable where technically feasible. If SS7 is not technically feasible, multi-frequency (MF) protocol signaling shall be used.
- 4.8 In cases where Mextel is also an IXC, the IXC's Feature Group D (FG D) trunk group(s) must remain separate from the local interconnection trunk group(s).
- 4.9 Each Party shall order interconnection trunks and trunk group including trunk and trunk group augmentations via the Access Service Request (ASR) process. A Firm Order Confirmation (FOC) shall be returned to the ordering Party, after receipt of a valid, error free ASR, within the timeframes set forth in each state's applicable Performance Measures. Notwithstanding the foregoing, blocking situations and projects shall be managed through AT&T's Carrier Interconnection Switching Center (CISC) Project Management Group and Mextel's equivalent trunking group, and FOCs for such orders shall be returned in the timeframes applicable to the project. A project is defined as (1) a new trunk group or (2) a request for more than one hundred ninety-two (192) trunks on a single or multiple group(s) in a given AT&T local calling area.
- 4.10 Interconnection Trunk Groups for Exchange of Local Traffic and Transit Traffic
- 4.10.1 Upon mutual agreement of the Parties in a joint planning meeting, the Parties shall exchange Local Traffic on two-way interconnection trunk group(s) with the quantity of trunks being mutually determined and the provisioning being jointly coordinated. Furthermore, the Parties shall agree upon the IP(s) for two-way interconnection trunk groups transporting both Parties' Local Traffic, ISP-Bound Traffic and IntraLATA Toll Traffic. Mextel shall order such two-way trunks via the ASR process. AT&T will use the Trunk Group Service Request (TGSR) to request changes in trunking. Furthermore, the Parties shall jointly review trunk performance and forecasts in accordance with Section 6 below. The Parties' use of two-way interconnection trunk groups for the transport of Local Traffic, ISP-Bound Traffic and IntraLATA Toll Traffic between the Parties does not preclude either Party from establishing additional one-way interconnection trunks for the delivery of its originated Local Traffic, ISP-Bound Traffic and IntraLATA Toll Traffic to the other Party. Other trunk

groups for operator services, directory assistance and intercept must be established pursuant to AT&T's intrastate Access Services Tariff and/or BellSouth's FCC No. 1 Tariff.

4.10.2 AT&T Access Tandem Interconnection. AT&T Access Tandem interconnection at a single Access Tandem provides access to those End Offices subtending that access tandem (Intratandem Access). Access Tandem interconnection is available for any of the following access tandem architectures:

4.10.2.1 Basic Architecture. In the basic architecture, Mextel's originating Local Traffic, ISP-Bound Traffic and IntraLATA Toll Traffic and originating and terminating Transit Traffic is transported on a single two-way trunk group between Mextel and AT&T Access Tandem(s) within a LATA to provide Intratandem Access. This trunk group carries Transit Traffic between Mextel and ICOs, IXCs, other CLECs, CMRS providers that have a Meet Point Billing arrangement with AT&T, and other network providers with which Mextel desires to exchange traffic. This trunk group also carries Mextel originated Transit Traffic transiting a single AT&T Access Tandem destined to third party tandems such as an ICO tandem or other CLEC tandem. AT&T originated Local Traffic, ISP-Bound Traffic and IntraLATA Toll Traffic is transported on a separate single one-way trunk group terminating to Mextel. The LERG contains current routing and tandem serving arrangements. The basic Architecture is illustrated in Exhibit B.

4.10.2.2 One-Way Trunk Group Architecture. In one-way trunk group architecture, the Parties interconnect using three (3) separate trunk groups. A one-way trunk group provides Intratandem Access for Mextel-originated Local Traffic, ISP-Bound Traffic and IntraLATA Toll Traffic destined for AT&T end users. A second one-way trunk group carries AT&T-originated Local Traffic, ISP-Bound Traffic and IntraLATA Toll Traffic destined for Mextel end users. A two-way trunk group provides Intratandem Access for Mextel's originating and terminating Transit Traffic. This trunk group carries Transit Traffic between Mextel and ICOs, IXCs, other CLECs, CMRS providers that have a Meet Point Billing arrangement with AT&T, and other network providers with which Mextel exchanges traffic. This trunk group also carries Mextel originated Transit Traffic transiting a single AT&T Access Tandem destined to third party tandems such as an ICO tandem or other CLEC tandem. AT&T originated Local Traffic, ISP-Bound Traffic and IntraLATA Toll Traffic is transported on a separate single one-way trunk group terminating to Mextel. The LERG contains current routing and tandem serving arrangements. The one-way trunk group architecture is illustrated in Exhibit C.

4.10.2.3 Two-Way Trunk Group Architecture. The two-way trunk group Architecture establishes one (1) two-way trunk group to provide Intratandem Access for the exchange of Local Traffic, ISP-Bound Traffic and IntraLATA Toll Traffic between Mextel and AT&T. In addition, a separate two-way transit trunk group must be established for Mextel's originating and terminating Transit Traffic. This trunk group carries Transit Traffic between Mextel and ICOs, IXCs, other CLECs, CMRS providers that have a Meet Point Billing arrangement with AT&T, and other network providers with which Mextel exchanges traffic. This trunk group also carries Mextel originated Transit Traffic transiting a single AT&T Access Tandem destined to third party tandems such as an ICO tandem or other CLEC tandem. AT&T originated traffic may, in order to prevent or remedy traffic blocking situations, be transported on a separate single one-way trunk group terminating to Mextel. However, where Mextel is responsive in a timely manner to AT&T's transport needs for its originated traffic, AT&T originating traffic will be placed on the two-way Local Traffic trunk group carrying ISP-Bound Traffic and IntraLATA Toll Traffic. The LERG contains current routing and tandem serving arrangements. The two-way trunk group architecture is illustrated in Exhibit D.

- 4.10.2.4 Supergroup Architecture. In the supergroup architecture, the Parties' Local Traffic, ISP-Bound Traffic and IntraLATA Toll Traffic and Mextel's Transit Traffic are exchanged on a single two-way trunk group between Mextel and AT&T to provide Intratandem Access to Mextel. This trunk group carries Transit Traffic between Mextel and ICOs, IXCs, other CLECs, CMRS providers that have a Meet Point Billing arrangement with AT&T, and other network providers with which Mextel desires to exchange traffic. This trunk group also carries Mextel originated Transit Traffic transiting a single AT&T Access Tandem destined to third party tandems such as an ICO tandem or other CLEC tandem. AT&T originated traffic may, in order to prevent or remedy traffic blocking situations, be transported on a separate single one-way trunk group terminating to Mextel. However, where Mextel is responsive in a timely manner to AT&T's transport needs for its originated traffic, AT&T originating traffic will be placed on the Supergroup. Other trunk groups for operator services, directory assistance, emergency services and intercept must be established pursuant to the applicable AT&T tariff if service is requested. The LERG contains current routing and tandem serving arrangements. The supergroup architecture is illustrated in Exhibit E.
- 4.10.2.5 Multiple Tandem Access (MTA) Interconnection
- 4.10.2.5.1 Where Mextel does not choose access tandem interconnection at every AT&T Access Tandem within a LATA, Mextel must utilize AT&T's MTA interconnection. To utilize MTA Mextel must establish an interconnection trunk group(s) at a minimum of one (1) AT&T Access Tandem within each LATA as required. AT&T will route Mextel's originated Local Traffic, ISP-Bound Traffic and IntraLATA Toll Traffic for LATA wide transport and termination. Mextel must also establish an interconnection trunk group(s) at all AT&T Access Tandems where Mextel NXXs are homed as described in Section 4.2.1 above. If Mextel does not have NXXs homed at any particular AT&T Access Tandem within a LATA and elects not to establish an interconnection trunk group(s) at such AT&T Access Tandem, Mextel can order MTA in each AT&T Access Tandem within the LATA where it does have an interconnection trunk group(s) and AT&T will terminate Mextel's Local Traffic, ISP-Bound Traffic and IntraLATA Toll Traffic to end users served through those AT&T Access Tandems where Mextel does not have an interconnection trunk group(s). MTA shall be provisioned in accordance with AT&T's Ordering Guidelines.
- 4.10.2.5.2 Mextel may also utilize MTA to route its originated Transit Traffic; provided, however, that MTA may not be utilized to route switched access traffic that transits the AT&T network to an IXC. Switched access traffic originated by or terminated to Mextel will be delivered to and from IXCs based on Mextel's NXX access tandem homing arrangement as specified by Mextel in the LERG.
- 4.10.2.5.3 Compensation for MTA shall be at the applicable tandem switching and transport charges specified in Exhibit A and shall be billed in addition to any Call Transport and Termination charges.
- 4.10.2.5.4 To the extent Mextel does not purchase MTA in a LATA served by multiple Access Tandems, Mextel must establish an interconnection trunk group(s) to every Access Tandem in the LATA to serve the entire LATA. To the extent Mextel routes its traffic in such a way that utilizes AT&T's MTA service without properly ordering MTA, Mextel shall pay AT&T the associated MTA charges.
- 4.10.3 Local Tandem Interconnection
- 4.10.3.1 Local Tandem Interconnection arrangement allows Mextel to establish an interconnection trunk group(s) at AT&T local tandems for: (1) the delivery of Mextel-originated Local Traffic and ISP-

Bound Traffic transported and terminated by AT&T to AT&T End Offices served by those AT&T local tandems, and (2) for local Transit Traffic transported by AT&T for third party network providers who have also established an interconnection trunk group(s) at those AT&T local tandems.

- 4.10.3.2 When a specified local calling area is served by more than one (1) AT&T local tandem, Mextel must designate a “home” local tandem for each of its assigned NPA/NXXs and establish trunk connections to such local tandems. Additionally, Mextel may choose to establish an interconnection trunk group(s) at the AT&T local tandems where it has no codes homing but is not required to do so. Mextel may deliver Local Traffic and ISP-Bound Traffic to a “home” AT&T local tandem that is destined for other AT&T or third party network provider end offices subtending other AT&T local tandems in the same local calling area where Mextel does not choose to establish an interconnection trunk group(s). It is Mextel's responsibility to enter its own NPA/NXX local tandem homing arrangements into the LERG either directly or via a vendor in order for other third party network providers to determine appropriate traffic routing to Mextel's codes. Likewise, Mextel shall obtain its routing information from the LERG.
- 4.10.3.3 Notwithstanding establishing an interconnection trunk group(s) to AT&T's local tandems, Mextel must also establish an interconnection trunk group(s) to AT&T Access Tandems within the LATA on which Mextel has NPA/NXXs homed for the delivery of Interexchange Carrier Switched Access and toll traffic, and traffic to Type 2A CMRS connections located at the Access Tandems. AT&T shall not switch SWA traffic through more than one AT&T access tandem. SWA, Type 2A CMRS or toll traffic routed to the local tandem in error will not be backhauled to the AT&T Access Tandem for completion. (Type 2A CMRS interconnection is defined in Section A35 of AT&T's GSST).
- 4.10.3.4 AT&T's provisioning of Local Tandem Interconnection assumes that Mextel has executed the necessary local interconnection agreements with the other third party network providers subtending those local tandems as required by the Act.
- 4.10.4 Direct End Office-to-End Office Interconnection
- 4.10.4.1 Direct End Office-to-End Office one-way or two-way interconnection trunk groups allow for the delivery of a Party's originating Local Traffic, ISP-Bound Traffic and IntraLATA Toll Traffic to the terminating Party on a direct end office-to-end office basis.
- 4.10.4.2 The Parties shall utilize direct end office-to-end office trunk groups under any one (1) of the following conditions:
- 4.10.4.2.1 Tandem Exhaust. If a tandem through which the Parties are interconnected is unable to, or is forecasted to be unable to support additional traffic loads for any period of time, the Parties will mutually agree on an end office trunking plan that will alleviate the tandem capacity shortage and ensure completion of traffic between Mextel and AT&T.
- 4.10.4.2.2 Traffic Volume. To the extent either Party has the capability to measure the amount of traffic between Mextel's switch and an AT&T End Office and where such traffic exceeds or is forecasted to exceed a single DS1 of traffic per month, then the Parties shall install and retain direct end office trunking sufficient to handle such traffic volumes. Either Party will install additional capacity between such points when overflow traffic exceeds or is forecasted to exceed a single DS1 of traffic

per month. In the case of one-way trunking, additional trunking shall only be required by the Party whose trunking has achieved the preceding usage threshold.

- 4.10.4.2.3 Mutual Agreement. The Parties may install direct end office trunking upon mutual agreement in the absence of conditions (1) or (2) above.

4.10.5 Transit Traffic Trunk Group

- 4.10.5.1 Transit Traffic trunks can either be two-way trunks or two (2) one-way trunks ordered by Mextel to deliver and receive Transit Traffic. Establishing Transit Traffic trunks at AT&T Access and Local Tandems provides Intratandem Access to the third parties also interconnected at those tandems. Mextel shall be responsible for all recurring and nonrecurring charges associated with Transit Traffic trunks and facilities.

4.10.5.2 Toll Free Traffic

- 4.10.5.2.1 If Mextel chooses AT&T to perform the Service Switching Point (SSP) Function (i.e., handle Toll Free database queries) from AT&T's switches, all Mextel originating Toll Free traffic will be routed over the Transit Traffic Trunk Group and shall be delivered using GR-394 format. Carrier Code "0110" and Circuit Code (to be determined for each LATA) shall be used for all such calls.

- 4.10.5.2.2 Mextel may choose to perform its own Toll Free database queries from its switch. In such cases, Mextel will determine the nature (local/intraLATA/interLATA) of the Toll Free call (local/IntraLATA/InterLATA) based on the response from the database. If the call is an AT&T local or intraLATA Toll Free call, Mextel will route the post-query local or IntraLATA converted ten (10)-digit local number to AT&T over the local or intraLATA trunk group. If the call is a third party (ICO, IXC, CMRS or other CLEC) local or intraLATA Toll Free call, Mextel will route the post-query local or intraLATA converted ten (10)-digit local number to AT&T over the Transit Traffic Trunk Group and Mextel shall provide to AT&T a Toll Free billing record when appropriate. If the query reveals the call is an interLATA Toll Free call, Mextel will route the post-query interLATA Toll Free call (1) directly from its switch for carriers interconnected with its network or (2) over the Transit Traffic Trunk Group to carriers that are not directly connected to Mextel's network but that are connected to AT&T's Access Tandem.

- 4.10.5.2.3 All post-query Toll Free calls for which Mextel performs the SSP function, if delivered to AT&T, shall be delivered using GR-394 format for calls destined to IXCs, and GR-317 format for calls destined to end offices that directly subtend an AT&T Access Tandem within the LATA.

5 Network Design And Management For Interconnection

- 5.1 Network Management and Changes. The Parties will exchange toll-free maintenance contact numbers and escalation procedures. The Parties will provide public notice of network changes in accordance with applicable federal and state rules and regulations.

- 5.2 Interconnection Technical Standards. The interconnection of all networks will be based upon accepted industry/national guidelines for transmission standards and traffic blocking criteria. Interconnecting facilities shall conform, at a minimum, to the telecommunications industry standard of DS1 pursuant to Telcordia Standard No. GR-NWT-00499. Where Mextel chooses to utilize SS7

signaling, also known as CCS7, SS7 connectivity is required between the Mextel switch and the AT&T STP. AT&T will provide SS7 signaling using Common Channel Signaling Access Capability in accordance with the technical specifications set forth in the AT&T Guidelines to Technical Publication, GR-905-Core. Facilities of each Party shall provide the necessary on-hook, off-hook answer and disconnect supervision and shall provide calling number ID (Calling Party Number) when technically feasible.

- 5.3 Network Management Controls. Both Parties will work cooperatively to apply sound network management principles by invoking appropriate network management controls (e.g., call gapping) to alleviate or prevent network congestion.

6 Forecasting for Trunk Provisioning

- 6.1 Within six (6) months after execution of this Agreement, Mextel shall provide an initial interconnection trunk group forecast for each LATA in which it plans to provide service within AT&T's Southeast region. Upon receipt of Mextel's forecast, the Parties shall conduct a joint planning meeting to develop a joint interconnection trunk group forecast. Each forecast provided under this Section shall be deemed Confidential Information under the General Terms and Conditions.
- 6.1.1 At a minimum, the forecast shall include the projected quantity of Transit Trunks, Mextel-to-AT&T one-way trunks (Mextel Trunks), AT&T-to-Mextel one-way trunks (AT&T Trunk Groups) and/or two-way interconnection trunks, if the Parties have agreed to interconnect using two-way trunking to transport the Parties' Local Traffic, ISP-Bound Traffic and IntraLATA Toll Traffic. The quantities shall be projected for a minimum of six (6) months and shall include an estimate of the current year plus the next two (2) years total forecasted quantities. The Parties shall mutually develop AT&T Trunk Groups and/or two-way interconnection trunk forecast quantities.
- 6.1.2 All forecasts shall include, at a minimum, Access Carrier Terminal Location (ACTL), trunk group type (e.g., local/intraLATA toll, Transit, Operator Services, 911, etc.), A location/Z location (CLLI codes for Mextel location and AT&T location where the trunks shall terminate), interface type (e.g., DS1), Direction of Signaling, Trunk Group Number, if known, (commonly referred to as the 2-6 code) and forecasted trunks in service each year (cumulative).
- 6.2 Once initial interconnection trunk forecasts have been developed, Mextel shall continue to provide interconnection trunk forecasts at mutually agreeable intervals. Mextel shall use its best efforts to make the forecasts as accurate as possible based on reasonable engineering criteria. The Parties shall continue to develop Reciprocal Trunk Group and/or two-way interconnection trunk forecasts as described in Section 6.1.1 above.
- 6.3 The submission and development of interconnection trunk forecasts shall not replace the ordering process for local interconnection trunks. Each Party shall exercise its best efforts to provide the quantity of interconnection trunks mutually forecasted. However, the provision of the forecasted quantity of interconnection trunks is subject to trunk terminations and facility capacity existing at the time the trunk order is submitted. Furthermore, the receipt and development of trunk forecasts does not imply any liability for failure to perform if capacity (trunk terminations or facilities) is not available for use at the forecasted time.

6.4 Trunk Utilization

- 6.4.1 For the AT&T Trunk Groups that are Final Trunk Groups (AT&T Final Trunk Groups), AT&T and Mextel shall monitor traffic on each AT&T Final Trunk Group that is ordered and installed. The Parties agree that the AT&T Final Trunk Groups will be utilized at sixty percent (60%) of the time consistent busy hour utilization level within ninety (90) days of installation. The Parties agree that the AT&T Final Trunk Groups will be utilized at eighty percent (80%) of the time consistent busy hour utilization level within one hundred eighty (180) days of installation. Any AT&T Final Trunk Group not meeting the minimum thresholds set forth in this Section are defined as “under-utilized” trunks. Subject to Section 6.4.2 below, AT&T may disconnect any under-utilized AT&T Final Trunk Groups and Mextel shall refund to AT&T the associated nonrecurring and recurring trunk and facility charges paid by AT&T, if any.
- 6.4.2 AT&T's CISC will notify Mextel of any under-utilized AT&T Trunk Groups and the number of such trunk groups that AT&T wishes to disconnect. AT&T will provide supporting information either by email or facsimile to the designated Mextel interface. Mextel will provide concurrence with the disconnection in seven (7) business days or will provide specific information supporting why the trunks should not be disconnected. Such supporting information should include expected traffic volumes (including traffic volumes generated due to Local Number Portability) and the timeframes within which Mextel expects to need such trunks. AT&T's CISC Project Manager and Circuit Capacity Manager (CCM) will discuss the information with Mextel to determine if agreement can be reached on the number of AT&T Final Trunk Groups to be removed. If no agreement can be reached, AT&T will issue disconnect orders to Mextel. The due date of these orders will be four (4) weeks after Mextel was first notified in writing of the underutilization of the trunk groups.
- 6.4.3 To the extent that any interconnection trunk group is utilized at a time-consistent busy hour of eighty percent (80%) or greater, the Parties may review the trunk groups and, if necessary, shall negotiate in good faith for the installation of augmented facilities.
- 6.4.4 For the two-way trunk groups, AT&T and Mextel shall monitor traffic on each interconnection trunk group that is ordered and installed. The Parties agree that within ninety (90) days of the installation of the AT&T two-way trunk or trunks, the trunks will be utilized at 60 percent (60%) of the time consistent busy hour utilization level. The Parties agree that within one hundred eighty (180) days of the installation of a trunk or trunks, the trunks will be utilized at eighty percent (80%) of the time consistent busy hour utilization level. Any trunk or trunks not meeting the minimum thresholds set forth in this Section are defined as “under-utilized” trunks. AT&T will request the disconnection of any under-utilized two-way trunk(s) and Mextel shall refund to AT&T the associated nonrecurring and recurring trunk and facility charges paid by AT&T, if any.
- 6.4.4.1 AT&T's CISC will notify Mextel of any under-utilized two-way trunk groups and the number of trunks that AT&T wishes to disconnect. AT&T will provide supporting information either by email or facsimile to the designated Mextel interface. Mextel will provide concurrence with the disconnection in seven (7) business days or will provide specific information supporting why the two-way trunks should not be disconnected. Such supporting information should include expected traffic volumes (including traffic volumes generated due to Local Number Portability) and the timeframes within which Mextel expects to need such trunks. AT&T's CISC Project Manager and CCM will discuss the information with Mextel to determine if agreement can be reached on the number of trunks to be removed. If no agreement can be reached, Mextel will issue disconnect orders to AT&T. The due

date of these orders will be four (4) weeks after Mextel was first notified in writing of the under-utilization of the trunk groups.

- 6.4.4.2 To the extent that any interconnection trunk group is utilized at a time-consistent busy hour of eighty percent (80%) or greater, the Parties may review the trunk groups and, if necessary, shall negotiate in good faith for the installation of augmented facilities.

7 Local Dialing Parity

- 7.1 AT&T and Mextel shall provide local and toll dialing parity, as defined in FCC rules and regulations, with no unreasonable dialing delays. Dialing parity shall be provided for all originating Telecommunications Services that require dialing to route a call.

8 Interconnection Compensation

- 8.1 Compensation for Call Transport and Termination for Local Traffic, ISP-Bound Traffic and IntraLATA Toll Traffic

- 8.1.1 For the purposes of this Attachment and for intercarrier compensation for Local Traffic exchanged between the Parties pursuant to this Attachment, Local Traffic is defined as any telephone call that originates from one Party's customer located in one exchange and terminates to the other Party's customer in either the same exchange, or other local calling area associated with the originating calling party's exchange as defined and specified in Section A3 of AT&T's GSST.

- 8.1.1.1 Additionally, Local Traffic includes any cross boundary, voice-to-voice intrastate, interLATA or interstate, interLATA calls established as a local call by the ruling regulatory body.

- 8.1.2 For purposes of this Attachment and for intercarrier compensation for ISP-Bound Traffic exchanged between the Parties, ISP-Bound Traffic is defined as calls to an information service provider or Internet Service Provider (ISP) that are dialed by using a local dialing pattern (seven (7) or ten (10) digits) by a calling party in one (1) exchange to an ISP server or modem in either the same exchange or other local calling area associated with the originating exchange as defined and specified in Section A3 of AT&T's GSST. ISP-Bound Traffic is not Local Traffic subject to reciprocal compensation, but instead is information access traffic subject to the FCC's jurisdiction.

- 8.1.3 Notwithstanding the definitions of Local Traffic and ISP-Bound Traffic above, and pursuant to the FCC's Order on Remand and Report and Order in CC Docket 99-68 released April 27, 2001 (ISP Order on Remand), AT&T and Mextel agree to the rebuttable presumption that all combined Local and ISP-Bound Traffic that exceeds a 3:1 ratio of terminating to originating traffic on a statewide basis shall be considered ISP-Bound Traffic for compensation purposes. AT&T and Mextel further agree to the rebuttable presumption that all combined Local and ISP-Bound Traffic that does not exceed a 3:1 ratio of terminating to originating traffic on a statewide basis shall be considered Local Traffic for compensation purposes. Either Party has the right to rebut the 3:1 ISP-Bound Traffic presumption by identifying the actual ISP-Bound Traffic by any means mutually agreed by the Parties, or by any method approved by the Commission. If a Party seeking to rebut the presumption takes appropriate action at the Commission pursuant to Section 252 of the Act and the Commission agrees that such Party has rebutted the presumption, the methodology and/or means approved by the Commission for use in determining the ratio shall be utilized by the Parties as of the date of the Commission approval and, in addition, shall be utilized to determine the appropriate

true-up as described below. During the pendency of any such proceedings to rebut the presumption, the Parties will remain obligated to pay the reciprocal compensation rates set forth in Section 8.1.4 for Local Traffic, and the rates set forth in Section 8.1.5 for ISP-Bound Traffic. ISP-Bound Traffic is subject to a true-up upon the conclusion of such proceedings. Such true-up shall be retroactive back to the date a Party first sought appropriate relief from the Commission.

- 8.1.4 The Parties shall compensate each other at the appropriate elemental rates set forth in Exhibit A for the Call Transport and Termination of Local Traffic. Mextel will only be paid End Office rate elements.
- 8.1.5 The Parties shall compensate each other at the composite rate of \$0.0007 for the Call Transport and Termination of ISP-Bound Traffic.
- 8.1.6 The appropriate elemental rates set forth in Exhibit A shall apply for Transit Traffic as described in this Attachment and for MTA as described in this Attachment.
- 8.1.7 Neither Party shall represent Switched Access Traffic as Local Traffic or ISP-Bound Traffic for purposes of determining compensation for the call. If Mextel delivers Switched Access Traffic to AT&T for termination in violation of this Section, AT&T shall charge Mextel terminating switched access charges as set forth in AT&T's Intrastate Access Services Tariff and/or BellSouth's FCC No. 1 Tariff, as appropriate. Additionally, such delivery of traffic shall constitute improper use of AT&T facilities as set forth in Section 1.5.2 of Attachment 7 of this Agreement.
- 8.1.8 IntraLATA Toll Traffic is defined as all traffic, regardless of transport protocol method, that originates and terminates within a single LATA that is not Local Traffic or ISP-Bound traffic under this Attachment.
- 8.1.8.1 For terminating its intraLATA toll traffic on the other Party's network, the originating Party will pay the terminating Party AT&T's current intrastate or interstate, whichever is appropriate, terminating switched access tariff rates as set forth in AT&T's intrastate Access Services Tariffs and/or BellSouth's FCC No. 1 Tariff as filed and in effect with the FCC or appropriate Commission. The appropriate charges will be determined by the routing of the call. Additionally, if one (1) Party is the other Party's customer's presubscribed interexchange carrier or if one (1) Party's customer uses the other Party as an interexchange carrier on a 101XXXX basis, the originating party will charge the other Party the appropriate AT&T originating switched access tariff rates as set forth in AT&T's intrastate Access Services Tariff and/or BellSouth's FCC No. 1 Tariff as filed and in effect with the FCC or appropriate Commission.
- 8.1.9 If Mextel assigns NPA/NXXs to specific AT&T rate centers within the LATA and assigns numbers from those NPA/NXXs to Mextel customer physically located outside of that LATA, AT&T traffic originating from within the LATA where the NPA/NXXs are assigned and delivered to a Mextel customer physically located outside of such LATA, shall not be deemed Local Traffic. Further, Mextel agrees to identify such interLATA traffic to AT&T and to compensate AT&T for originating and transporting such interLATA traffic to Mextel at BellSouth's FCC No. 1 Tariff rates.
- 8.2 If Mextel does not identify such interLATA traffic to AT&T, AT&T will determine which whole Mextel NPA/NXXs on which to charge the applicable rates for originating network access service as reflected in AT&T's intrastate Access Services Tariff and/or BellSouth's FCC No. 1 Tariff. AT&T

shall make appropriate billing adjustments if Mextel can provide sufficient information for AT&T to determine whether or not said traffic is Local or ISP-Bound Traffic.

8.3 Jurisdictional Reporting

8.3.1 Percent Local Use (PLU). Each Party shall report to the other a PLU factor. The application of the PLU will determine the amount of local or ISP-Bound minutes to be billed to the other Party. Each Party shall update its PLU on the first of January, April, July and October of the year and shall send it to the other Party to be received no later than thirty (30) days after the first of each such month based on local and ISP-Bound usage for the past three (3) months ending the last day of December, March, June and September, respectively. Requirements associated with PLU calculation and reporting shall be as set forth in AT&T's Jurisdictional Factors Reporting Guide.

8.3.2 Percent Local Facility (PLF). Each Party shall report to the other a PLF factor. The application of the PLF will determine the portion of switched dedicated transport to be billed per the local jurisdiction rates. The PLF shall be applied to Multiplexing, Local Channel and Interoffice Channel Switched Dedicated Transport utilized in the provision of local interconnection trunks. Each Party shall update its PLF on the first of January, April, July and October of the year and shall send it to the other Party to be received no later than thirty (30) days after the first of each such month to be effective the first bill period the following month, respectively. Requirements associated with PLF calculation and reporting shall be as set forth in AT&T's Jurisdictional Factors Reporting Guide.

8.3.3 Percent Interstate Usage (PIU). Each Party shall report to the other the projected PIU factors, including but not limited to PIU associated with facilities (PIUE) and Terminating PIU (TPIU) factors. The application of the PIU will determine the respective interstate traffic percentages to be billed at BellSouth's FCC No. 1 Tariff rates. All jurisdictional report requirements, rules and regulations for Interexchange Carriers specified in AT&T's intrastate Access Services Tariff will apply to Mextel. After interstate and intrastate traffic percentages have been determined by use of PIU procedures, the PLU and PLF factors will be used for application and billing of local traffic and facilities. The intrastate toll traffic shall be billed at AT&T's intrastate Access Services Tariff rates. Each Party shall update its PIUs on the first of January, April, July and October of the year and shall send it to the other Party to be received no later than thirty (30) days after the first of each such month, for all services showing the percentages of use for the past three (3) months ending the last day of December, March, June and September. Additional requirements associated with PIU calculations and reporting shall be as set forth in AT&T's Jurisdictional Factors Reporting Guide.

8.3.4 Notwithstanding the provisions in Sections 8.3.1, 8.3.2, and 8.3.3 above, where AT&T has message recording technology that identifies the jurisdiction of traffic terminated as defined in this Agreement, such information shall, at AT&T's option, be utilized to determine the appropriate jurisdictional reporting factors (i.e., PLU, PIU, and/or PLF), in lieu of those provided by Mextel. In the event that AT&T opts to utilize its own data to determine jurisdictional reporting factors, AT&T shall notify Mextel at least fifteen (15) days prior to the beginning of the calendar quarter in which AT&T will begin to utilize its own data.

8.3.5 Audits. On thirty (30) days written notice, Mextel must provide AT&T the ability and opportunity to conduct an annual audit to ensure the proper billing of traffic. Mextel shall retain records of call detail for a minimum of nine (9) months from which the PLU, PLF and/or PIU can be ascertained. The audit shall be conducted during normal business hours at an office designated by Mextel.

Audit requests shall not be submitted more frequently than one (1) time per calendar year. Audits shall be performed by an independent auditor chosen by AT&T. The audited factor (PLF, PLU and/or PIU) shall be adjusted based upon the audit results and shall apply to the usage for the audited period through the time period when the audit is completed, to the usage for the quarter prior to the audit period, and to the usage for the two (2) quarters following the completion of the audit. If, as a result of an audit, Mextel is found to have overstated the PLF, PLU and/or PIU by twenty percentage points (20%) or more, Mextel shall reimburse AT&T for the cost of the audit.

- 8.4 Compensation for IntraLATA 8XX Traffic. Mextel shall pay the appropriate switched access charges set forth in the AT&T's intrastate Access Services tariff and/or BellSouth's FCC No. 1 Tariff. Mextel will pay AT&T the database query charge as set forth in the applicable AT&T intrastate Access Services Tariff and/or BellSouth's FCC No. 1 Tariff. Mextel will be responsible for any applicable Common Channel Signaling (SS7) charges.
- 8.4.1 Records for 8XX Billing. Where technically feasible, each Party will provide to the other Party the appropriate records, in accordance with industry standards, necessary for billing intraLATA 8XX providers. The records provided will be in a standard EMI format.
- 8.4.2 8XX Toll Free Dialing Ten Digit Screening Service (8XX TFD). AT&T's provision of 8XX TFD to Mextel requires interconnection from Mextel to AT&T's 8XX Signal Channel Point. Such interconnections shall be established pursuant to AT&T's Common Channel Signaling Interconnection Guidelines and Telcordia's CCS Network Interface Specification document, TR-TSV-000905. Mextel shall establish SS7 interconnection at the AT&T LSTPs serving the AT&T 8XX Signal Channel Points that Mextel desires to query. The terms and conditions for 8XX TFD are set out in the appropriate AT&T Access Services Tariff.
- 8.5 Mutual Provision of Switched Access Service
- 8.5.1 Switched Access Traffic. Switched Access Traffic is described as telephone calls requiring local transmission or switching services for the purpose of the origination or termination of Telephone Toll Service. Switched Access Traffic includes, but is not limited to, the following types of traffic: Feature Group A, Feature Group B, Feature Group C, Feature Group D, toll free access (e.g., 8XX), 900 access and their successors. Additionally, any PSTN interexchange telecommunications traffic, regardless of transport protocol method, where the originating and terminating points, end-to-end points, are in different LATAs, or are in the same LATA and the Parties' Switched Access services are used for the origination or termination of the call, shall be considered Switched Access Traffic. Irrespective of transport protocol method or method of originating or terminating the call, a call that originates in one LATA and terminates in another LATA (i.e., the end-to-end points of the call) or a call in which the Parties' Switched Access Services are used for the origination or termination of the call, shall be considered Switched Access Traffic.
- 8.5.2 If an AT&T end user chooses Mextel as their presubscribed interexchange carrier, or if an AT&T end user uses Mextel as an interexchange carrier on a 101XXXX basis, AT&T will charge Mextel the appropriate AT&T tariff charges for originating switched access services.
- 8.5.3 Where the originating Party delivers a call to the terminating Party over switched access facilities, the originating Party will pay the terminating Party terminating, switched access charges as set forth in AT&T's intrastate Access Services Tariff and/or BellSouth's FCC No. 1 Tariff, as appropriate.

- 8.5.4 When Mextel's end office switch provides an access service connection to or from an IXC by a direct trunk group to the IXC utilizing AT&T facilities, each Party will provide its own access services to the IXC and bill on a multi-bill, multi-tariff meet-point basis. Each Party will bill its own access services rates to the IXC with the exception of the interconnection charge. The interconnection charge will be billed by Mextel as the Party providing the end office function. Each party will use the Multiple Exchange Carrier Access Billing (MECAB) guidelines to establish Meet Point Billing for all applicable traffic. The Parties shall utilize a thirty (30) day billing period.
- 8.5.4.1 Mextel must have a unique hosted Revenue Accounting Office (RAO) code where Mextel's end office subtends the AT&T Access Tandem switch for receipt or delivery of switched access traffic and provides an access service connection to or from an IXC via AT&T's Access Tandem switch, AT&T, as the tandem company agrees to provide to Mextel, as the End Office Company, as defined in MECAB, at no charge, all the switched access detail usage data, recorded at the access tandem, within no more than sixty (60) days after the recording date. Each Party will notify the other when it is not feasible to meet these requirements. As business requirements change, data reporting requirements may be modified as necessary.
- 8.5.5 AT&T, as the tandem provider company, will retain for a minimum period of sixty (60) days, access message detail sufficient to recreate any data that is lost or damaged by the tandem provider company or any third party involved in processing or transporting data.
- 8.5.6 Mextel shall not deliver switched access traffic to AT&T for termination over any trunks and facilities other than Mextel ordered switched access trunks and facilities.
- 8.6 Transit Traffic
- 8.6.1 AT&T shall provide tandem switching and transport services for Mextel's Transit Traffic. Rates for local Transit Traffic and ISP-Bound Transit Traffic shall be the applicable rate elements for Tandem Switching, Common Transport and Tandem Intermediary Charge as set forth in Exhibit A. Rates for Switched Access Transit Traffic shall be the applicable charges as set forth in AT&T's intrastate Access Services Tariff and/or BellSouth's FCC No. 1 Tariff. Billing associated with all Transit Traffic shall be pursuant to MECAB guidelines. Traffic between Mextel and Wireless Type 1 third parties or Wireless Type 2A third parties that do not engage in Meet Point Billing with AT&T shall not be treated as Transit Traffic from a routing or billing perspective until such time as such traffic is identifiable as Transit Traffic.
- 8.6.2 The delivery of traffic that transits the AT&T network is excluded from any AT&T billing guarantees. AT&T agrees to deliver Transit Traffic to the terminating carrier; provided, however, that Mextel is solely responsible for negotiating and executing any appropriate contractual agreements with the terminating carrier for the exchange of Transit Traffic through the AT&T network. AT&T will not be liable for any compensation to the terminating carrier or to Mextel. In the event that the terminating third party carrier imposes on AT&T any charges or costs for the delivery of Transit Traffic, Mextel shall reimburse AT&T for such charges or costs.
- 8.7 For purposes of intercarrier compensation, AT&T will not be responsible for any compensation associated with the exchange of traffic between Mextel and a CLEC utilizing AT&T switching. Where technically feasible, AT&T will use commercially reasonable efforts to provide records to Mextel to identify those CLECs utilizing AT&T switching with whom Mextel has exchanged traffic.

Such traffic shall not be considered Transit Traffic from a routing or billing perspective, but instead will be considered as traffic exchanged solely between Mextel and the CLEC utilizing AT&T switching.

8.7.1 Mextel is solely responsible for negotiating and executing any appropriate contractual agreements with the terminating carrier for the exchange of traffic with a CLEC utilizing AT&T switching. AT&T will not be liable for any compensation to the terminating carrier or to Mextel. In the event that the terminating third party carrier imposes on AT&T any charges or costs for the delivery of such traffic, Mextel shall reimburse AT&T for all such charges or costs.

8.8 Mextel shall send all IntraLATA toll traffic to be terminated by an independent telephone company to the End User's IntraLATA toll provider and shall not send such traffic to AT&T as Transit Traffic. IntraLATA toll traffic shall be any traffic that originates outside of the terminating independent telephone company's local calling area.

9 Ordering Charges

9.1 The facilities purchased pursuant to this Attachment shall be ordered via the ASR process.

9.2 The rates, terms and conditions associated with submission and processing of ASRs are as set forth in BellSouth's FCC No. 1 Tariff, Section 5.

10 Basic 911 and E911 Interconnection

10.1 Basic 911 and E911 provides a caller access to the applicable emergency service bureau by dialing 911.

10.2 Basic 911 Interconnection. AT&T will provide to Mextel a list consisting of each municipality that subscribes to Basic 911 service. The list will also provide, if known, the E911 conversion date for each municipality and, for network routing purposes, a ten (10) digit directory number representing the appropriate emergency answering position for each municipality subscribing to 911. Mextel will be required to arrange to accept 911 calls from its end users in municipalities that subscribe to Basic 911 service and translate the 911 call to the appropriate ten (10) digit directory number as stated on the list provided by AT&T. Mextel will be required to route that call to the appropriate PSAP. When a municipality converts to E911 service, Mextel will be required to begin using E911 procedures.

10.3 E911 Interconnection. Mextel shall install a minimum of two (2) dedicated trunks originating from its SWC and terminating to the appropriate E911 tandem. The SWC must be in the same LATA as the E911 tandem. The dedicated trunks shall be, at a minimum, DS0 level trunks configured as part of a digital (one point five forty-four (1.544) Mb/s) interface (DS1 facility). The configuration shall use CAMA-type signaling with MF pulsing or SS7/ISUP signaling either of which shall deliver ANI with the voice portion of the call. If SS7/ISUP connectivity is used, Mextel shall follow the procedures as set forth in Appendix A of the CLEC Users Guide to E911 for Facility Based Providers that is located on the AT&T Wholesale – Southeast Region Web site. If the user interface is digital, MF pulses as well as other AC signals shall be encoded per the u-255 Law convention. Mextel will be required to provide AT&T daily updates to the E911 database. Mextel will be required to forward 911 calls to the appropriate E911 tandem along with ANI based upon the

current E911 end office to tandem homing arrangement as provided by AT&T. If the E911 tandem trunks are not available, Mextel will be required to route the call to a designated seven (7) digit or ten (10) digit local number residing in the appropriate PSAP. This call will be transported over AT&T's interoffice network and will not carry the ANI of the calling party. Mextel shall be responsible for providing AT&T with complete and accurate data for submission to the 911/E911 database for the purpose of providing 911/E911 to its end users.

10.4 Trunks and facilities for 911 Interconnection may be ordered by Mextel from AT&T pursuant to the terms and conditions set forth in this Attachment.

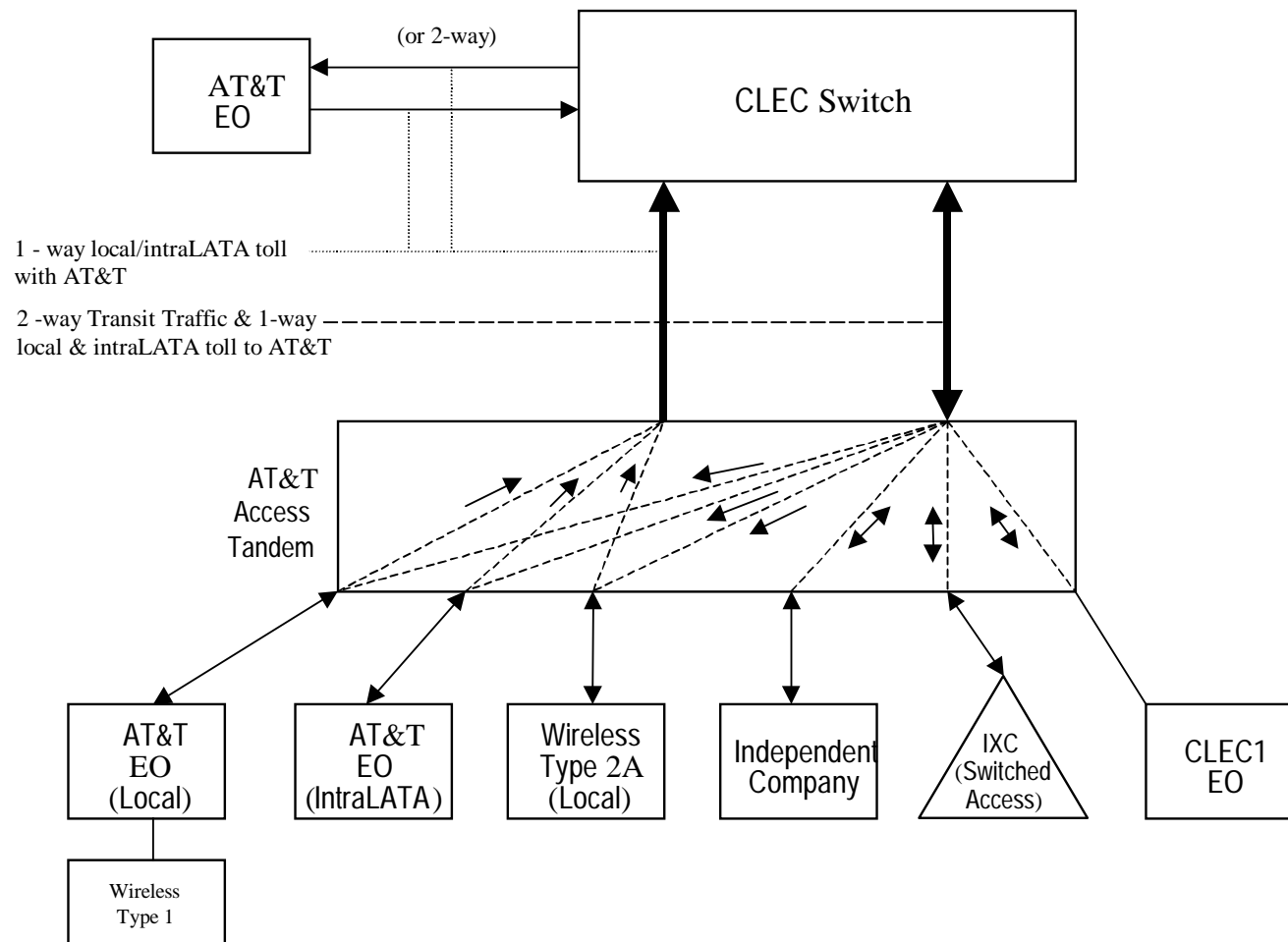
10.5 The detailed practices and procedures for 911/E911 interconnection are contained in the E911 Local Exchange Carrier Guide For Facility-Based Providers that is located on the AT&T Interconnection Services Web site.

11 SS7

11.1 SS7 Signaling is AT&T's preferred method for signaling. Where multi-frequency signaling is currently used, the Parties agree to use their best efforts to convert to SS7. If SS7 services are provided by AT&T, AT&T will provide such services in accordance with the rates, terms and conditions set forth in the applicable access tariffs. Where multi-frequency signaling is currently used, the Parties agree to Interconnect their networks using multi-frequency ("MF") or dual tone MF ("DTMF") signaling, subject to availability at the End Office Switch or Tandem Switch at which Interconnection occurs. The Parties acknowledge that the use of MF signaling may not be optimal. AT&T will not be responsible for correcting any undesirable characteristics, service problems or performance problems that are associated with MF/SS7 inter-working or the signaling protocol required for Interconnection with CLEC employing MF signaling.

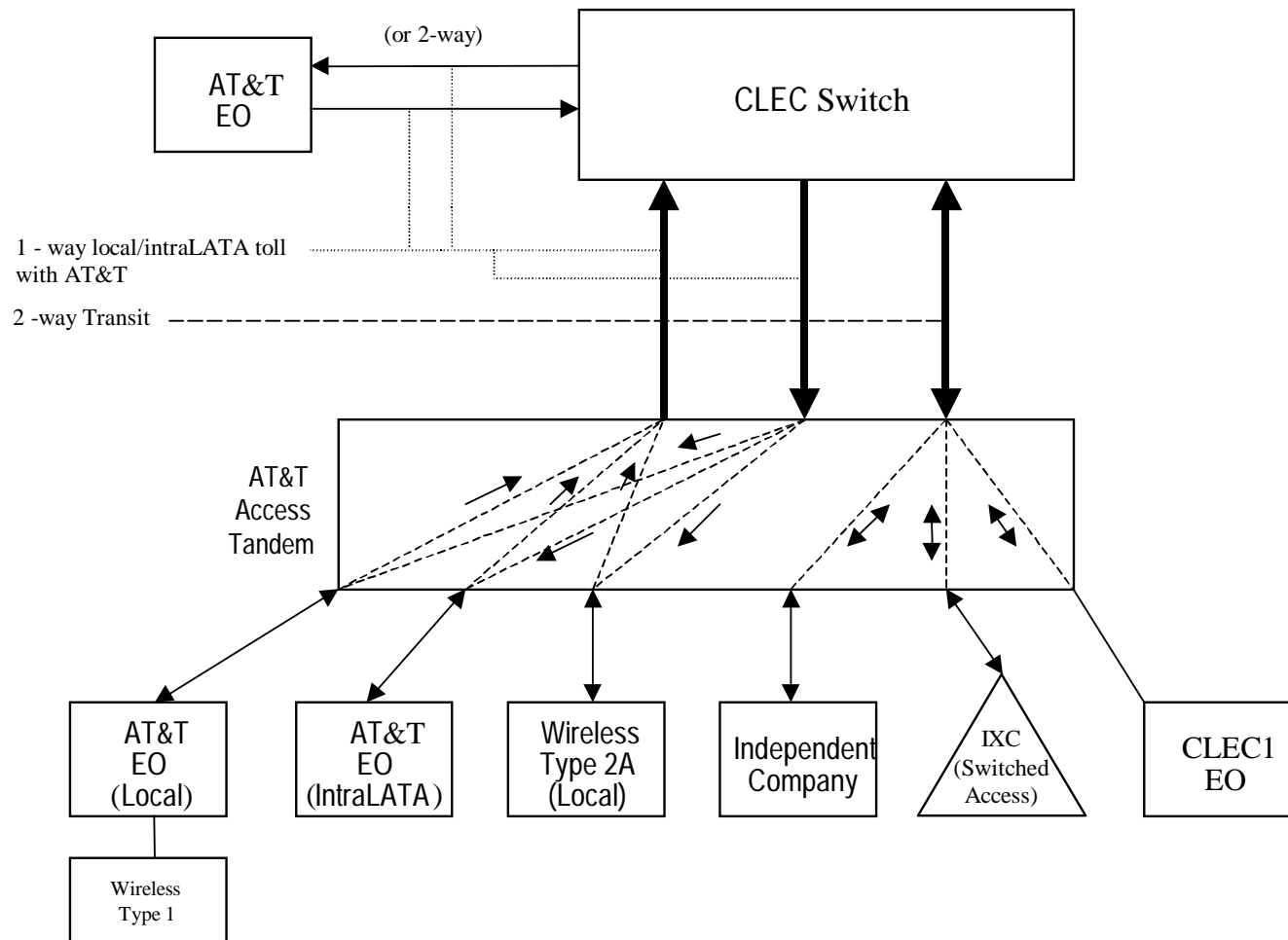
Basic Architecture

Exhibit B



One-Way Architecture

Exhibit C



Two-Way Architecture

Exhibit D

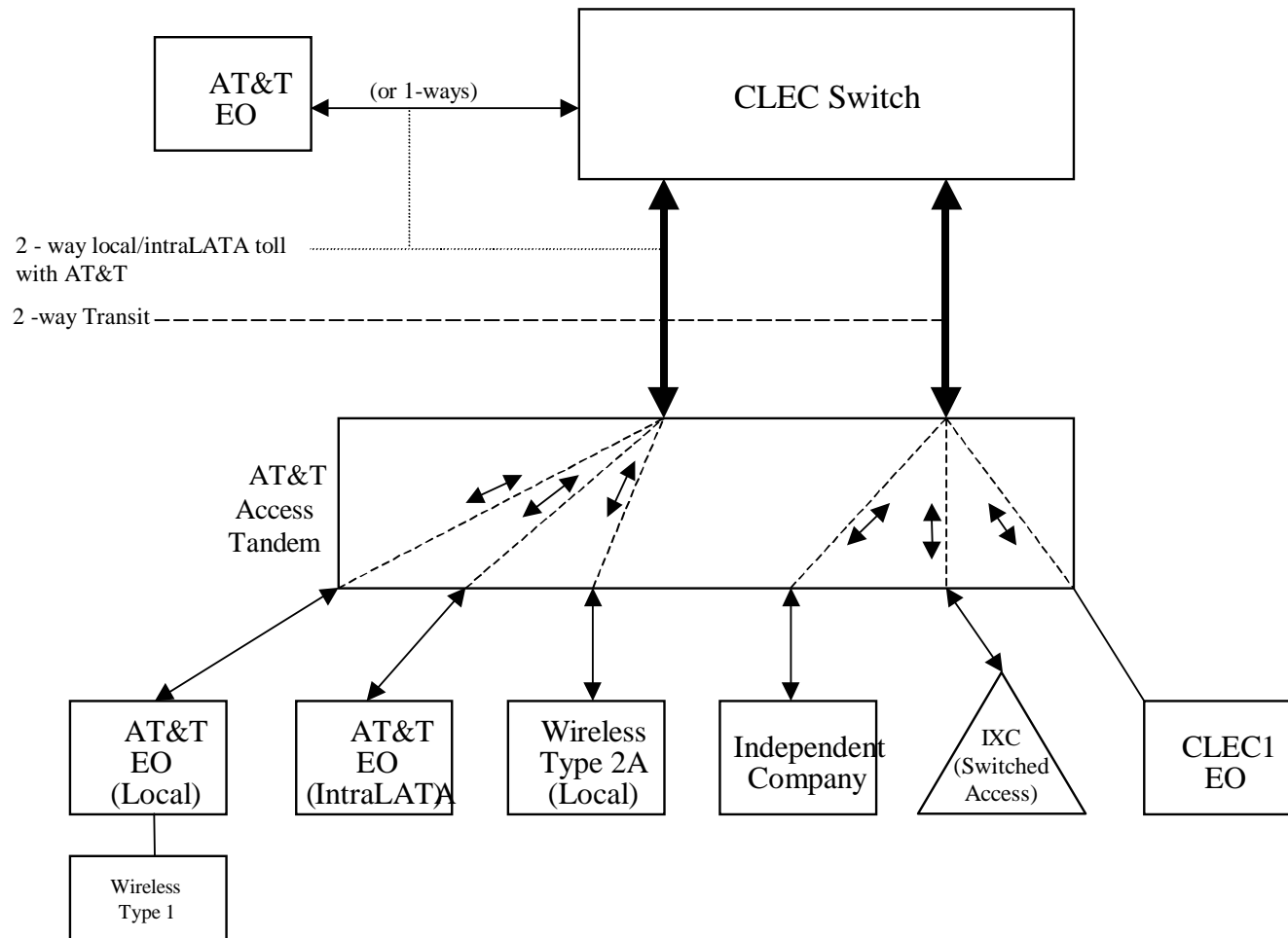
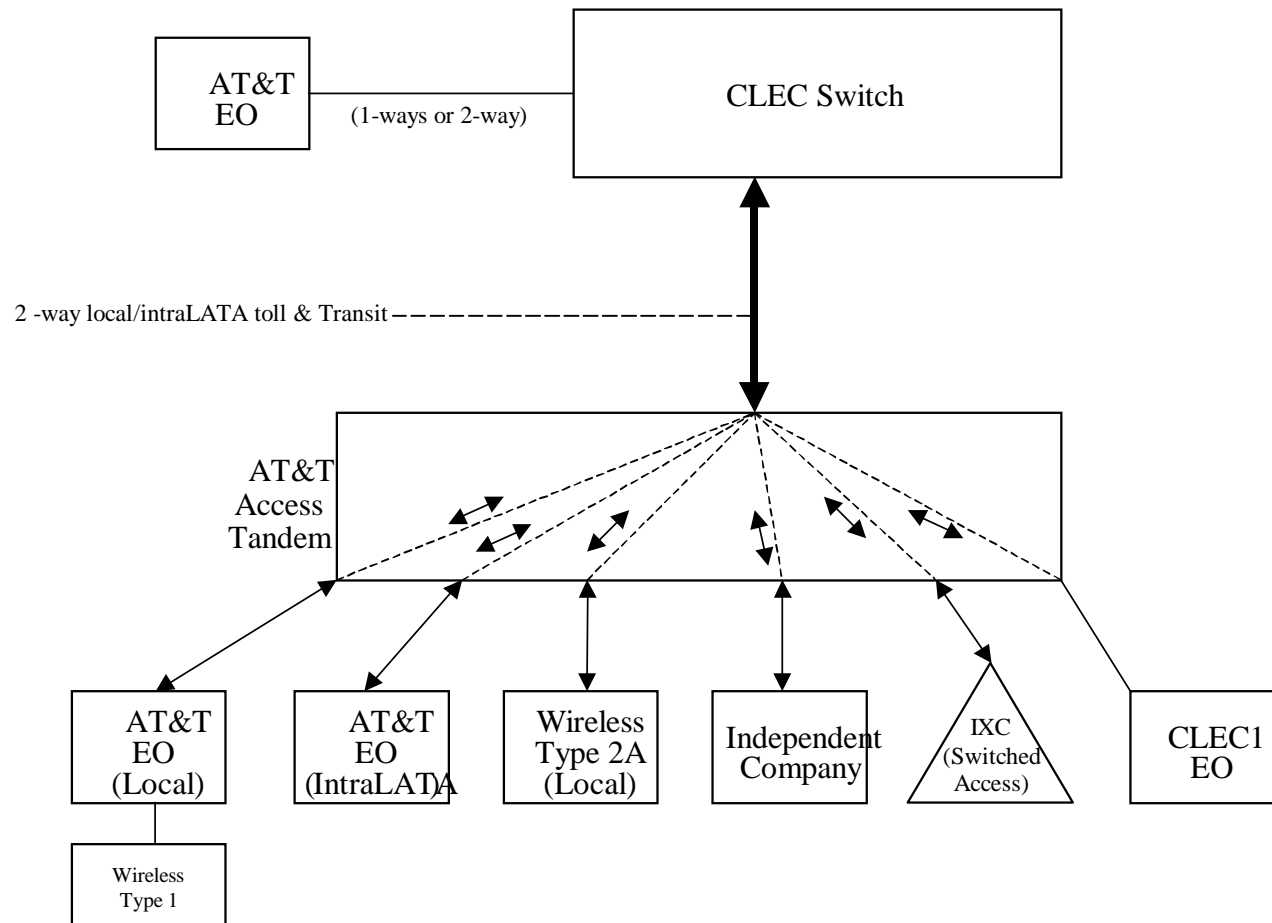


Exhibit E

Supergroup Architecture



| LOCAL INTERCONNECTION - Alabama | | | | | | | | | | | | | Att: 3 Exh: A | | | | | | | |
|--|---|--|--|--|--|---------|------|------------|-------|-----------|--------------|--------|-------------------------|----------------------------------|--------------------------------------|--|--|---|---|-------|
| CATEGORY | RATE ELEMENTS | | | | | Interim | Zone | BCS | USOC | RATES(\$) | | | | Svc Order Submitted Elec per LSR | Svc Order Submitted Manually per LSR | Incremental Charge - Manual Svc Order vs. Electronic-1st | Incremental Charge - Manual Svc Order vs. Electronic-Add'l | Incremental Charge - Manual Svc Order vs. Electronic-Disc 1st | Incremental Charge - Manual Svc Order vs. Electronic-Disc Add'l | |
| | | | | | | | | | | Rec | Nonrecurring | | Nonrecurring Disconnect | | OSS Rates(\$) | | | | | |
| | | | | | | | | | | | First | Add'l | First | Add'l | SOME C | SOMAN | SOMAN | SOMAN | SOMAN | SOMAN |
| LOCAL INTERCONNECTION (CALL TRANSPORT AND TERMINATION) | | | | | | | | | | | | | | | | | | | | |
| ISP-BOUND TRAFFIC | | | | | | | | | | | | | | | | | | | | |
| | ISP-Bound, per MOU | | | | | | | | | 0.0007 | | | | | | | | | | |
| END OFFICE SWITCHING | | | | | | | | | | | | | | | | | | | | |
| | End Office Switching Function, per MOU | | | | | | | | | 0.0008663 | | | | | | | | | | |
| TANDEM SWITCHING | | | | | | | | | | | | | | | | | | | | |
| | Tandem Switching Function Per MOU | | | | | | | | | 0.000498 | | | | | | | | | | |
| | Multiple Tandem Switching, per MOU (applies to intial tandem only) | | | | | | | | | 0.000498 | | | | | | | | | | |
| | Tandem Intermediary Charge, per MOU* | | | | | | | | | 0.0025 | | | | | | | | | | |
| * This charge is applicable only to transit traffic and is applied in addition to applicable switching and/or interconnection charges. | | | | | | | | | | | | | | | | | | | | |
| TRUNK CHARGE | | | | | | | | | | | | | | | | | | | | |
| | Installation Trunk Side Service - per DS0 | | | | | | | OHD | TPP6X | | 21.56 | 8.12 | | | | | | | | |
| | Installation Trunk Side Service - per DS0 | | | | | | | OHD | TPP9X | | 21.56 | 8.12 | | | | | | | | |
| | Dedicated End Office Trunk Port Service-per DS0** | | | | | | | OHD | TDEOP | 0.00 | | | | | | | | | | |
| | Dedicated End Office Trunk Port Service-per DS1** | | | | | | | OH1 OH1MS | TDE1P | 0.00 | | | | | | | | | | |
| | Dedicated Tandem Trunk Port Service-per DS0** | | | | | | | OHD | TDWOP | 0.00 | | | | | | | | | | |
| | Dedicated Tandem Trunk Port Service-per DS1** | | | | | | | OH1 OH1MS | TDW1P | 0.00 | | | | | | | | | | |
| ** This rate element is recovered on a per MOU basis and is included in the End Office Switching and Tandem Switching, per MOU rate elements | | | | | | | | | | | | | | | | | | | | |
| COMMON TRANSPORT (Shared) | | | | | | | | | | | | | | | | | | | | |
| | Common Transport - Per Mile, Per MOU | | | | | | | | | 0.0000023 | | | | | | | | | | |
| | Common Transport - Facilities Termination Per MOU | | | | | | | | | 0.0003224 | | | | | | | | | | |
| LOCAL INTERCONNECTION (DEDICATED TRANSPORT) | | | | | | | | | | | | | | | | | | | | |
| INTEROFFICE CHANNEL - DEDICATED TRANSPORT | | | | | | | | | | | | | | | | | | | | |
| | Interoffice Channel - Dedicated Transport - 2-Wire Voice Grade - Per Mile per month | | | | | | | OHM | 1L5NF | 0.008838 | | | | | | | | | | |
| | Interoffice Channel - Dedicated Transport- 2- Wire Voice Grade - Facility Termination per month | | | | | | | OHM | 1L5NF | 21.13 | 40.54 | 27.41 | 16.74 | 6.90 | | | | | | |
| | Interoffice Channel - Dedicated Transport - 56 kbps - per mile per month | | | | | | | OHM | 1L5NK | 0.008838 | | | | | | | | | | |
| | Interoffice Channel - Dedicated Transport - 56 kbps - Facility Termination per month | | | | | | | OHM | 1L5NK | 15.12 | 40.54 | 27.41 | 16.74 | 6.90 | | | | | | |
| | Interoffice Channel - Dedicated Transport - 64 kbps - per mile per month | | | | | | | OHM | 1L5NK | 0.008838 | | | | | | | | | | |
| | Interoffice Channel - Dedicated Transport - 64 kbps - Facility Termination per month | | | | | | | OHM | 1L5NK | 15.12 | 40.54 | 27.41 | 16.74 | 6.90 | | | | | | |
| | Interoffice Channel - Dedicated Channel - DS1 - Per Mile per month | | | | | | | OH1, OH1MS | 1L5NL | 0.18 | | | | | | | | | | |
| | Interoffice Channel - Dedicated Tranport - DS1 - Facility Termination per month | | | | | | | OH1, OH1MS | 1L5NL | 60.16 | 89.27 | 81.81 | 16.35 | 14.44 | | | | | | |
| | Interoffice Channel - Dedicated Transport - DS3 - Per Mile per month | | | | | | | OH3, OH3MS | 1L5NM | 4.09 | | | | | | | | | | |
| | Interoffice Channel - Dedicated Transport - DS3 - Facility Termination per month | | | | | | | OH3, OH3MS | 1L5NM | 703.52 | 278.75 | 162.76 | 60.20 | 58.46 | | | | | | |
| LOCAL CHANNEL - DEDICATED TRANSPORT | | | | | | | | | | | | | | | | | | | | |
| | Local Channel - Dedicated - 2-Wire Voice Grade per month | | | | | | | OHM | TEFV2 | 13.97 | 193.10 | 33.17 | 36.64 | 3.20 | | | | | | |
| | Local Channel - Dedicated - 4-Wire Voice Grade per month | | | | | | | OHM | TEFV4 | 14.93 | 193.53 | 33.60 | 37.11 | 3.67 | | | | | | |
| | Local Channel - Dedicated - DS1 per month | | | | | | | OH1 | TEFHG | 35.76 | 177.47 | 153.72 | 22.19 | 15.26 | | | | | | |
| | Local Channel - Dedicated - DS3 Facility Termination per month | | | | | | | OH3 | TEFHJ | 416.54 | 451.52 | 263.94 | 119.49 | 83.58 | | | | | | |
| LOCAL INTERCONNECTION MID-SPAN MEET | | | | | | | | | | | | | | | | | | | | |
| | Local Channel - Dedicated - DS1 per month | | | | | | | OH1MS | TEFHG | 0.00 | 0.00 | | | | | | | | | |
| | Local Channel - Dedicated - DS3 per month | | | | | | | OH3MS | TEFHJ | 0.00 | 0.00 | | | | | | | | | |
| MULTIPLEXERS | | | | | | | | | | | | | | | | | | | | |
| | Channelization - DS1 to DS0 Channel System | | | | | | | OH1, OH1MS | SATN1 | 101.06 | 91.04 | 62.57 | 10.54 | 9.79 | | | | | | |
| | DS3 to DS1 Channel System per month | | | | | | | OH3, OH3MS | SATNS | 166.13 | 178.14 | 93.97 | 33.26 | 31.63 | | | | | | |
| | DS3 Interface Unit (DS1 COCI) per month | | | | | | | OH1, OH1MS | SATCO | 12.70 | 6.58 | 4.72 | | | | | | | | |
| Notes: If no rate is identified in the contract, the rates, terms, and conditions for the specific service or function will be as set forth in applicable AT&T tariff. | | | | | | | | | | | | | | | | | | | | |

| LOCAL INTERCONNECTION - Florida | | | | | | | | | | | | | | Att: 3 Exh: A | | | | |
|--|---|--|--|--|---------|------|------------|-----------|--------------|--------|-------------------------|--------|----------------------------------|--------------------------------------|--|--|---|---|
| CATEGORY | RATE ELEMENTS | | | | Interim | Zone | BCS | USOC | RATES(\$) | | | | Svc Order Submitted Elec per LSR | Svc Order Submitted Manually per LSR | Incremental Charge - Manual Svc Order vs. Electronic-1st | Incremental Charge - Manual Svc Order vs. Electronic-Add'l | Incremental Charge - Manual Svc Order vs. Electronic-Disc 1st | Incremental Charge - Manual Svc Order vs. Electronic-Disc Add'l |
| | | | | | | | | Rec | Nonrecurring | | Nonrecurring Disconnect | | OSS Rates(\$) | | | | | |
| | | | | | | | | | First | Add'l | First | Add'l | SOMEC | SOMAN | SOMAN | SOMAN | SOMAN | SOMAN |
| LOCAL INTERCONNECTION (CALL TRANSPORT AND TERMINATION) | | | | | | | | | | | | | | | | | | |
| | ISP-BOUND TRAFFIC | | | | | | | | | | | | | | | | | |
| | ISP-Bound, per MOU | | | | | | | 0.0007 | | | | | | | | | | |
| | END OFFICE SWITCHING | | | | | | | | | | | | | | | | | |
| | End Office Switching Function, per MOU | | | | | | | 0.0009302 | | | | | | | | | | |
| TANDEM SWITCHING | | | | | | | | | | | | | | | | | | |
| | Tandem Switching Function Per MOU | | | | | | | 0.0006019 | | | | | | | | | | |
| | Multiple Tandem Switching, per MOU (applies to intial tandem only) | | | | | | | 0.0006019 | | | | | | | | | | |
| | Tandem Intermediary Charge, per MOU* | | | | | | | 0.0025 | | | | | | | | | | |
| * This charge is applicable only to transit traffic and is applied in addition to applicable switching and/or interconnection charges. | | | | | | | | | | | | | | | | | | |
| TRUNK CHARGE | | | | | | | | | | | | | | | | | | |
| | Installation Trunk Side Service - per DS0 | | | | | | OHD | TPP6X | | 21.73 | 8.19 | | | | | | | |
| | Installation Trunk Side Service - per DS0 | | | | | | OHD | TPP9X | | 21.73 | 8.19 | | | | | | | |
| | Dedicated End Office Trunk Port Service-per DS0** | | | | | | OHD | TDEOP | 0.00 | | | | | | | | | |
| | Dedicated End Office Trunk Port Service-per DS1** | | | | | | OH1 OH1MS | TDE1P | 0.00 | | | | | | | | | |
| | Dedicated Tandem Trunk Port Service-per DS0** | | | | | | OHD | TDWOP | 0.00 | | | | | | | | | |
| | Dedicated Tandem Trunk Port Service-per DS1** | | | | | | OH1 OH1MS | TDW1P | 0.00 | | | | | | | | | |
| ** This rate element is recovered on a per MOU basis and is included in the End Office Switching and Tandem Switching, per MOU rate elements | | | | | | | | | | | | | | | | | | |
| COMMON TRANSPORT (Shared) | | | | | | | | | | | | | | | | | | |
| | Common Transport - Per Mile, Per MOU | | | | | | | 0.0000035 | | | | | | | | | | |
| | Common Transport - Facilities Termination Per MOU | | | | | | | 0.0004372 | | | | | | | | | | |
| LOCAL INTERCONNECTION (DEDICATED TRANSPORT) | | | | | | | | | | | | | | | | | | |
| INTEROFFICE CHANNEL - DEDICATED TRANSPORT | | | | | | | | | | | | | | | | | | |
| | Interoffice Channel - Dedicated Transport - 2-Wire Voice Grade - Per Mile per month | | | | | | OHM | 1L5NF | 0.0091 | | | | | | | | | |
| | Interoffice Channel - Dedicated Transport- 2- Wire Voice Grade - Facility Termination per month | | | | | | OHM | 1L5NF | 25.32 | 47.35 | 31.78 | 18.31 | 7.03 | | | | | |
| | Interoffice Channel - Dedicated Transport - 56 kbps - per mile per month | | | | | | OHM | 1L5NK | 0.0091 | | | | | | | | | |
| | Interoffice Channel - Dedicated Transport - 56 kbps - Facility Termination per month | | | | | | OHM | 1L5NK | 18.44 | 47.35 | 31.78 | 18.31 | 7.03 | | | | | |
| | Interoffice Channel - Dedicated Transport - 64 kbps - per mile per month | | | | | | OHM | 1L5NK | 0.0091 | | | | | | | | | |
| | Interoffice Channel - Dedicated Transport - 64 kbps - Facility Termination per month | | | | | | OHM | 1L5NK | 18.44 | 47.35 | 31.78 | 18.31 | 7.03 | | | | | |
| | Interoffice Channel - Dedicated Channel - DS1 - Per Mile per month | | | | | | OH1, OH1MS | 1L5NL | 0.1856 | | | | | | | | | |
| | Interoffice Channel - Dedicated Tranport - DS1 - Facility Termination per month | | | | | | OH1, OH1MS | 1L5NL | 88.44 | 105.54 | 98.47 | 21.47 | 19.05 | | | | | |
| | Interoffice Channel - Dedicated Transport - DS3 - Per Mile per month | | | | | | OH3, OH3MS | 1L5NM | 3.87 | | | | | | | | | |
| | Interoffice Channel - Dedicated Transport - DS3 - Facility Termination per month | | | | | | OH3, OH3MS | 1L5NM | 1,071.00 | 335.46 | 219.28 | 72.03 | 70.56 | | | | | |
| LOCAL CHANNEL - DEDICATED TRANSPORT | | | | | | | | | | | | | | | | | | |
| | Local Channel - Dedicated - 2-Wire Voice Grade per month | | | | | | OHM | TEFV2 | 19.66 | 265.84 | 46.97 | 37.63 | 4.00 | | | | | |
| | Local Channel - Dedicated - 4-Wire Voice Grade per month | | | | | | OHM | TEFV4 | 20.45 | 266.54 | 47.67 | 44.22 | 5.33 | | | | | |
| | Local Channel - Dedicated - DS1 per month | | | | | | OH1 | TEFHG | 36.49 | 216.65 | 183.54 | 24.30 | 16.95 | | | | | |
| | Local Channel - Dedicated - DS3 Facility Termination per month | | | | | | OH3 | TEFHJ | 531.91 | 556.37 | 343.01 | 139.13 | 96.84 | | | | | |
| LOCAL INTERCONNECTION MID-SPAN MEET | | | | | | | | | | | | | | | | | | |
| | Local Channel - Dedicated - DS1 per month | | | | | | OH1MS | TEFHG | 0.00 | 0.00 | | | | | | | | |
| | Local Channel - Dedicated - DS3 per month | | | | | | OH3MS | TEFHJ | 0.00 | 0.00 | | | | | | | | |
| MULTIPLEXERS | | | | | | | | | | | | | | | | | | |
| | Channelization - DS1 to DS0 Channel System | | | | | | OH1, OH1MS | SATN1 | 146.77 | 101.42 | 71.62 | 11.09 | 10.49 | | | | | |
| | DS3 to DS1 Channel System per month | | | | | | OH3, OH3MS | SATNS | 211.19 | 199.28 | 118.64 | 40.34 | 39.07 | | | | | |
| | DS3 Interface Unit (DS1 COCI) per month | | | | | | OH1, OH1MS | SATCO | 13.76 | 10.07 | 7.08 | | | | | | | |
| Notes: If no rate is identified in the contract, the rates, terms, and conditions for the specific service or function will be as set forth in applicable AT&T tariff. | | | | | | | | | | | | | | | | | | |

| LOCAL INTERCONNECTION - Georgia | | | | | | | | | | | Att: 3 Exh: A | | | | |
|--|---|---------|------|------------|-------|-----------|--------------|--------|-------------------------|----------------------------------|--------------------------------------|--|--|---|---|
| CATEGORY | RATE ELEMENTS | Interim | Zone | BCS | USOC | RATES(\$) | | | | Svc Order Submitted Elec per LSR | Svc Order Submitted Manually per LSR | Incremental Charge - Manual Svc Order vs. Electronic-1st | Incremental Charge - Manual Svc Order vs. Electronic-Add'l | Incremental Charge - Manual Svc Order vs. Electronic-Disc 1st | Incremental Charge - Manual Svc Order vs. Electronic-Disc Add'l |
| | | | | | | Rec | Nonrecurring | | Nonrecurring Disconnect | | OSS Rates(\$) | | | | |
| | | | | | | | First | Add'l | First | Add'l | SOMEC | SOMAN | SOMAN | SOMAN | SOMAN |
| LOCAL INTERCONNECTION (CALL TRANSPORT AND TERMINATION) | | | | | | | | | | | | | | | |
| | ISP-BOUND TRAFFIC | | | | | | | | | | | | | | |
| | ISP-Bound, per MOU | | | | | 0.0007 | | | | | | | | | |
| | END OFFICE SWITCHING | | | | | | | | | | | | | | |
| | End Office Switching Function, per MOU | | | | | 0.000756 | | | | | | | | | |
| | TANDEM SWITCHING | | | | | | | | | | | | | | |
| | Tandem Switching Function Per MOU | | | | | 0.0004186 | | | | | | | | | |
| | Multiple Tandem Switching, per MOU (applies to intial tandem only) | | | | | 0.0004186 | | | | | | | | | |
| | Tandem Intermediary Charge, per MOU* | | | | | 0.0025 | | | | | | | | | |
| * This charge is applicable only to transit traffic and is applied in addition to applicable switching and/or interconnection charges. | | | | | | | | | | | | | | | |
| | TRUNK CHARGE | | | | | | | | | | | | | | |
| | Installation Trunk Side Service - per DS0 | | | OHD | TPP6X | | 21.53 | 8.11 | | | | | | | |
| | Installation Trunk Side Service - per DS0 | | | OHD | TPP9X | | 21.53 | 8.11 | | | | | | | |
| | Dedicated End Office Trunk Port Service-per DS0** | | | OHD | TDEOP | 0.00 | | | | | | | | | |
| | Dedicated End Office Trunk Port Service-per DS1** | | | OH1 OH1MS | TDE1P | 0.00 | | | | | | | | | |
| | Dedicated Tandem Trunk Port Service-per DS0** | | | OHD | TDWOP | 0.00 | | | | | | | | | |
| | Dedicated Tandem Trunk Port Service-per DS1** | | | OH1 OH1MS | TDW1P | 0.00 | | | | | | | | | |
| ** This rate element is recovered on a per MOU basis and is included in the End Office Switching and Tandem Switching, per MOU rate elements | | | | | | | | | | | | | | | |
| | COMMON TRANSPORT (Shared) | | | | | | | | | | | | | | |
| | Common Transport - Per Mile, Per MOU | | | | | 0.0000028 | | | | | | | | | |
| | Common Transport - Facilities Termination Per MOU | | | | | 0.0001955 | | | | | | | | | |
| LOCAL INTERCONNECTION (DEDICATED TRANSPORT) | | | | | | | | | | | | | | | |
| | INTEROFFICE CHANNEL - DEDICATED TRANSPORT | | | | | | | | | | | | | | |
| | Interoffice Channel - Dedicated Transport - 2-Wire Voice Grade - Per Mile per month | | | OHM | 1L5NF | 0.0059 | | | | | | | | | |
| | Interoffice Channel - Dedicated Transport- 2- Wire Voice Grade - Facility Termination per month | | | OHM | 1L5NF | 13.15 | 48.41 | 19.46 | 16.56 | 4.99 | | | | | |
| | Interoffice Channel - Dedicated Transport - 56 kbps - per mile per month | | | OHM | 1L5NK | 0.0059 | | | | | | | | | |
| | Interoffice Channel - Dedicated Transport - 56 kbps - Facility Termination per month | | | OHM | 1L5NK | 8.00 | 48.41 | 19.46 | 16.56 | 4.99 | | | | | |
| | Interoffice Channel - Dedicated Transport - 64 kbps - per mile per month | | | OHM | 1L5NK | 0.0059 | | | | | | | | | |
| | Interoffice Channel - Dedicated Transport - 64 kbps - Facility Termination per month | | | OHM | 1L5NK | 8.00 | 48.41 | 19.46 | 16.56 | 4.99 | | | | | |
| | Interoffice Channel - Dedicated Channel - DS1 - Per Mile per month | | | OH1, OH1MS | 1L5NL | 0.1199 | | | | | | | | | |
| | Interoffice Channel - Dedicated Tranport - DS1 - Facility Termination per month | | | OH1, OH1MS | 1L5NL | 34.93 | 110.92 | 80.20 | 31.33 | 21.71 | | | | | |
| | Interoffice Channel - Dedicated Transport - DS3 - Per Mile per month | | | OH3, OH3MS | 1L5NM | 2.63 | | | | | | | | | |
| | Interoffice Channel - Dedicated Transport - DS3 - Facility Termination per month | | | OH3, OH3MS | 1L5NM | 349.42 | 320.16 | 86.24 | 66.71 | 52.76 | | | | | |
| LOCAL CHANNEL - DEDICATED TRANSPORT | | | | | | | | | | | | | | | |
| | Local Channel - Dedicated - 2-Wire Voice Grade per month | | | OHM | TEFV2 | 7.91 | 120.95 | 53.24 | 46.35 | 13.35 | | | | | |
| | Local Channel - Dedicated - 4-Wire Voice Grade per month | | | OHM | TEFV4 | 8.90 | 125.50 | 54.38 | 46.35 | 13.35 | | | | | |
| | Local Channel - Dedicated - DS1 per month | | | OH1 | TEFHG | 22.82 | 149.31 | 111.09 | 40.32 | 26.09 | | | | | |
| | Local Channel - Dedicated - DS3 Facility Termination per month | | | OH3 | TEFHJ | 150.05 | 444.58 | 145.04 | 112.80 | 75.81 | | | | | |
| LOCAL INTERCONNECTION MID-SPAN MEET | | | | | | | | | | | | | | | |
| | Local Channel - Dedicated - DS1 per month | | | OH1MS | TEFHG | 0.00 | 0.00 | | | | | | | | |
| | Local Channel - Dedicated - DS3 per month | | | OH3MS | TEFHJ | 0.00 | 0.00 | | | | | | | | |
| MULTIPLEXERS | | | | | | | | | | | | | | | |
| | Channelization - DS1 to DS0 Channel System | | | OH1, OH1MS | SATN1 | 71.23 | 105.57 | 41.545 | 23.73 | 4.19 | | | | | |
| | DS3 to DS1 Channel System per month | | | OH3, OH3MS | SATNS | 124.39 | 224.255 | 71.76 | 39.965 | 31.035 | | | | | |
| | DS3 Interface Unit (DS1 COCI) per month | | | OH1, OH1MS | SATCO | 7.50 | 15.79 | 11.375 | 6.60 | 6.60 | | | | | |
| Notes: If no rate is identified in the contract, the rates, terms, and conditions for the specific service or function will be as set forth in applicable AT&T tariff. | | | | | | | | | | | | | | | |

| LOCAL INTERCONNECTION - Kentucky | | | | | | | | | | | | | | Att: 3 Exh: A | | | | |
|--|---|--|--|--|---------|------|------------|-----------|--------------|--------|-------------------------|--------|----------------------------------|--------------------------------------|--|--|---|---|
| CATEGORY | RATE ELEMENTS | | | | Interim | Zone | BCS | USOC | RATES(\$) | | | | Svc Order Submitted Elec per LSR | Svc Order Submitted Manually per LSR | Incremental Charge - Manual Svc Order vs. Electronic-1st | Incremental Charge - Manual Svc Order vs. Electronic-Add'l | Incremental Charge - Manual Svc Order vs. Electronic-Disc 1st | Incremental Charge - Manual Svc Order vs. Electronic-Disc Add'l |
| | | | | | | | | Rec | Nonrecurring | | Nonrecurring Disconnect | | OSS Rates(\$) | | | | | |
| | | | | | | | | | First | Add'l | First | Add'l | SOME C | SOMAN | SOMAN | SOMAN | SOMAN | SOMAN |
| LOCAL INTERCONNECTION (CALL TRANSPORT AND TERMINATION) | | | | | | | | | | | | | | | | | | |
| | ISP-BOUND TRAFFIC | | | | | | | | | | | | | | | | | |
| | ISP-Bound, per MOU | | | | | | | 0.0007 | | | | | | | | | | |
| | END OFFICE SWITCHING | | | | | | | | | | | | | | | | | |
| | End Office Switching Function, per MOU | | | | | | | 0.0014083 | | | | | | | | | | |
| | TANDEM SWITCHING | | | | | | | | | | | | | | | | | |
| | Tandem Switching Function Per MOU | | | | | | | 0.0006772 | | | | | | | | | | |
| | Multiple Tandem Switching, per MOU (applies to intial tandem only) | | | | | | | 0.0006772 | | | | | | | | | | |
| | Tandem Intermediary Charge, per MOU* | | | | | | | 0.0025 | | | | | | | | | | |
| * This charge is applicable only to transit traffic and is applied in addition to applicable switching and/or interconnection charges. | | | | | | | | | | | | | | | | | | |
| | TRUNK CHARGE | | | | | | | | | | | | | | | | | |
| | Installation Trunk Side Service - per DS0 | | | | | | OHD | TPP6X | | 21.58 | 8.13 | | | | | | | |
| | Installation Trunk Side Service - per DS0 | | | | | | OHD | TPP9X | | 21.58 | 8.13 | | | | | | | |
| | Dedicated End Office Trunk Port Service-per DS0** | | | | | | OHD | TDEOP | 0.00 | | | | | | | | | |
| | Dedicated End Office Trunk Port Service-per DS1** | | | | | | OH1 OH1MS | TDE1P | 0.00 | | | | | | | | | |
| | Dedicated Tandem Trunk Port Service-per DS0** | | | | | | OHD | TDWOP | 0.00 | | | | | | | | | |
| | Dedicated Tandem Trunk Port Service-per DS1** | | | | | | OH1 OH1MS | TDW1P | 0.00 | | | | | | | | | |
| ** This rate element is recovered on a per MOU basis and is included in the End Office Switching and Tandem Switching, per MOU rate elements | | | | | | | | | | | | | | | | | | |
| | COMMON TRANSPORT (Shared) | | | | | | | | | | | | | | | | | |
| | Common Transport - Per Mile, Per MOU | | | | | | | 0.000003 | | | | | | | | | | |
| | Common Transport - Facilities Termination Per MOU | | | | | | | 0.0007466 | | | | | | | | | | |
| LOCAL INTERCONNECTION (DEDICATED TRANSPORT) | | | | | | | | | | | | | | | | | | |
| | INTEROFFICE CHANNEL - DEDICATED TRANSPORT | | | | | | | | | | | | | | | | | |
| | Interoffice Channel - Dedicated Transport - 2-Wire Voice Grade - Per Mile per month | | | | | | OHM | 1L5NF | 0.01 | | | | | | | | | |
| | Interoffice Channel - Dedicated Transport- 2- Wire Voice Grade - Facility Termination per month | | | | | | OHM | 1L5NF | 29.11 | 47.34 | 31.78 | 22.77 | 8.75 | | | | | |
| | Interoffice Channel - Dedicated Transport - 56 kbps - per mile per month | | | | | | OHM | 1L5NK | 0.0115 | | | | | | | | | |
| | Interoffice Channel - Dedicated Transport - 56 kbps - Facility Termination per month | | | | | | OHM | 1L5NK | 20.97 | 47.35 | 31.78 | 22.77 | 8.75 | | | | | |
| | Interoffice Channel - Dedicated Transport - 64 kbps - per mile per month | | | | | | OHM | 1L5NK | 0.0115 | | | | | | | | | |
| | Interoffice Channel - Dedicated Transport - 64 kbps - Facility Termination per month | | | | | | OHM | 1L5NK | 20.97 | 47.35 | 31.78 | 22.77 | 8.75 | | | | | |
| | Interoffice Channel - Dedicated Channel - DS1 - Per Mile per month | | | | | | OH1, OH1MS | 1L5NL | 0.23 | | | | | | | | | |
| | Interoffice Channel - Dedicated Tranport - DS1 - Facility Termination per month | | | | | | OH1, OH1MS | 1L5NL | 96.04 | 105.52 | 98.46 | 23.09 | 20.49 | | | | | |
| | Interoffice Channel - Dedicated Transport - DS3 - Per Mile per month | | | | | | OH3, OH3MS | 1L5NM | 4.97 | | | | | | | | | |
| | Interoffice Channel - Dedicated Transport - DS3 - Facility Termination per month | | | | | | OH3, OH3MS | 1L5NM | 1,175.15 | 335.40 | 219.24 | 89.57 | 87.75 | | | | | |
| | LOCAL CHANNEL - DEDICATED TRANSPORT | | | | | | | | | | | | | | | | | |
| | Local Channel - Dedicated - 2-Wire Voice Grade per month | | | | | | OHM | TEFV2 | 18.57 | 265.78 | 46.96 | 46.79 | 4.98 | | | | | |
| | Local Channel - Dedicated - 4-Wire Voice Grade per month | | | | | | OHM | TEFV4 | 19.86 | 266.48 | 47.65 | 47.54 | 5.73 | | | | | |
| | Local Channel - Dedicated - DS1 per month | | | | | | OH1 | TEFHG | 40.46 | 209.60 | 176.51 | 30.21 | 21.07 | | | | | |
| | Local Channel - Dedicated - DS3 Facility Termination per month | | | | | | OH3 | TEFHJ | 576.05 | 551.38 | 338.08 | 173.00 | 120.42 | | | | | |
| | LOCAL INTERCONNECTION MID-SPAN MEET | | | | | | | | | | | | | | | | | |
| | Local Channel - Dedicated - DS1 per month | | | | | | OH1MS | TEFHG | 0.00 | 0.00 | | | | | | | | |
| | Local Channel - Dedicated - DS3 per month | | | | | | OH3MS | TEFHJ | 0.00 | 0.00 | | | | | | | | |
| | MULTIPLEXERS | | | | | | | | | | | | | | | | | |
| | Channelization - DS1 to DS0 Channel System | | | | | | OH1, OH1MS | SATN1 | 113.33 | 101.40 | 71.60 | 13.79 | 13.04 | | | | | |
| | DS3 to DS1 Channel System per month | | | | | | OH3, OH3MS | SATNS | 158.20 | 199.23 | 118.62 | 50.16 | 48.59 | | | | | |
| | DS3 Interface Unit (DS1 COCI) per month | | | | | | OH1, OH1MS | SATCO | 11.80 | 10.07 | 7.08 | | | | | | | |
| Notes: If no rate is identified in the contract, the rates, terms, and conditions for the specific service or function will be as set forth in applicable AT&T tariff. | | | | | | | | | | | | | | | | | | |

| LOCAL INTERCONNECTION - Louisiana | | | | | | | | | | | | | Att: 3 Exh: A | | | | |
|--|---|--|--|--|---------|------|------------|-----------|--------------|--------|-------------------------|-------|----------------------------------|--------------------------------------|--|---|---|
| CATEGORY | RATE ELEMENTS | | | | Interim | Zone | BCS | USOC | RATES(\$) | | | | Svc Order Submitted Elec per LSR | Svc Order Submitted Manually per LSR | Incremental Charge - Manual Svc Order vs. Electronic-1st | Incremental Charge - Manual Svc Order vs. Electronic-Disc 1st | Incremental Charge - Manual Svc Order vs. Electronic-Disc Add'l |
| | | | | | | | | Rec | Nonrecurring | | Nonrecurring Disconnect | | OSS Rates(\$) | | | | |
| | | | | | | | | | First | Add'l | First | Add'l | SOME C | SOMAN | SOMAN | SOMAN | SOMAN |
| LOCAL INTERCONNECTION (CALL TRANSPORT AND TERMINATION) | | | | | | | | | | | | | | | | | |
| ISP-BOUND TRAFFIC | | | | | | | | | | | | | | | | | |
| | ISP-Bound, per MOU | | | | | | | 0.0007 | | | | | | | | | |
| END OFFICE SWITCHING | | | | | | | | | | | | | | | | | |
| | End Office Switching Function, per MOU | | | | | | | 0.002048 | | | | | | | | | |
| TANDEM SWITCHING | | | | | | | | | | | | | | | | | |
| | Tandem Switching Function Per MOU | | | | | | | 0.0005507 | | | | | | | | | |
| | Multiple Tandem Switching, per MOU (applies to intial tandem only) | | | | | | | 0.0005507 | | | | | | | | | |
| | Tandem Intermediary Charge, per MOU* | | | | | | | 0.0025 | | | | | | | | | |
| * This charge is applicable only to transit traffic and is applied in addition to applicable switching and/or interconnection charges. | | | | | | | | | | | | | | | | | |
| TRUNK CHARGE | | | | | | | | | | | | | | | | | |
| | Installation Trunk Side Service - per DS0 | | | | | | OHD | TPP6X | | 21.64 | 8.15 | | | | | | |
| | Installation Trunk Side Service - per DS0 | | | | | | OHD | TPP9X | | 21.64 | 8.15 | | | | | | |
| | Dedicated End Office Trunk Port Service-per DS0** | | | | | | OHD | TDEOP | 0.00 | | | | | | | | |
| | Dedicated End Office Trunk Port Service-per DS1** | | | | | | OH1 OH1MS | TDE1P | 0.00 | | | | | | | | |
| | Dedicated Tandem Trunk Port Service-per DS0** | | | | | | OHD | TDWOP | 0.00 | | | | | | | | |
| | Dedicated Tandem Trunk Port Service-per DS1** | | | | | | OH1 OH1MS | TDW1P | 0.00 | | | | | | | | |
| ** This rate element is recovered on a per MOU basis and is included in the End Office Switching and Tandem Switching, per MOU rate elements | | | | | | | | | | | | | | | | | |
| COMMON TRANSPORT (Shared) | | | | | | | | | | | | | | | | | |
| | Common Transport - Per Mile, Per MOU | | | | | | | 0.0000032 | | | | | | | | | |
| | Common Transport - Facilities Termination Per MOU | | | | | | | 0.0003748 | | | | | | | | | |
| LOCAL INTERCONNECTION (DEDICATED TRANSPORT) | | | | | | | | | | | | | | | | | |
| INTEROFFICE CHANNEL - DEDICATED TRANSPORT | | | | | | | | | | | | | | | | | |
| | Interoffice Channel - Dedicated Transport - 2-Wire Voice Grade - Per Mile per month | | | | | | OHM | 1L5NF | 0.013 | | | | | | | | |
| | Interoffice Channel - Dedicated Transport- 2- Wire Voice Grade - Facility Termination per month | | | | | | OHM | 1L5NF | 22.60 | 39.36 | 26.62 | | | | | | |
| | Interoffice Channel - Dedicated Transport - 56 kbps - per mile per month | | | | | | OHM | 1L5NK | 0.013 | | | | | | | | |
| | Interoffice Channel - Dedicated Transport - 56 kbps - Facility Termination per month | | | | | | OHM | 1L5NK | 15.61 | 39.37 | 26.62 | | | | | | |
| | Interoffice Channel - Dedicated Transport - 64 kbps - per mile per month | | | | | | OHM | 1L5NK | 0.013 | | | | | | | | |
| | Interoffice Channel - Dedicated Transport - 64 kbps - Facility Termination per month | | | | | | OHM | 1L5NK | 15.61 | 39.37 | 26.62 | | | | | | |
| | Interoffice Channel - Dedicated Channel - DS1 - Per Mile per month | | | | | | OH1, OH1MS | 1L5NL | 0.2652 | | | | | | | | |
| | Interoffice Channel - Dedicated Tranport - DS1 - Facility Termination per month | | | | | | OH1, OH1MS | 1L5NL | 70.47 | 86.69 | 79.44 | | | | | | |
| | Interoffice Channel - Dedicated Transport - DS3 - Per Mile per month | | | | | | OH3, OH3MS | 1L5NM | 6.04 | | | | | | | | |
| | Interoffice Channel - Dedicated Transport - DS3 - Facility Termination per month | | | | | | OH3, OH3MS | 1L5NM | 850.45 | 270.69 | 158.05 | | | | | | |
| LOCAL CHANNEL - DEDICATED TRANSPORT | | | | | | | | | | | | | | | | | |
| | Local Channel - Dedicated - 2-Wire Voice Grade per month | | | | | | OHM | TEFV2 | 18.32 | 187.51 | 32.21 | | | | | | |
| | Local Channel - Dedicated - 4-Wire Voice Grade per month | | | | | | OHM | TEFV4 | 19.41 | 187.94 | 32.63 | | | | | | |
| | Local Channel - Dedicated - DS1 per month | | | | | | OH1 | TEFHG | 39.18 | 172.34 | 149.27 | | | | | | |
| | Local Channel - Dedicated - DS3 Facility Termination per month | | | | | | OH3 | TEFHJ | 469.44 | 438.46 | 256.30 | | | | | | |
| LOCAL INTERCONNECTION MID-SPAN MEET | | | | | | | | | | | | | | | | | |
| | Local Channel - Dedicated - DS1 per month | | | | | | OH1MS | TEFHG | 0.00 | 0.00 | | | | | | | |
| | Local Channel - Dedicated - DS3 per month | | | | | | OH3MS | TEFHJ | 0.00 | 0.00 | | | | | | | |
| MULTIPLEXERS | | | | | | | | | | | | | | | | | |
| | Channelization - DS1 to DS0 Channel System | | | | | | OH1, OH1MS | SATN1 | 105.09 | 88.41 | 60.76 | | | | | | |
| | DS3 to DS1 Channel System per month | | | | | | OH3, OH3MS | SATNS | 201.48 | 172.99 | 91.25 | | | | | | |
| | DS3 Interface Unit (DS1 COCI) per month | | | | | | OH1, OH1MS | SATCO | 11.78 | 6.39 | 4.58 | | | | | | |
| Notes: If no rate is identified in the contract, the rates, terms, and conditions for the specific service or function will be as set forth in applicable AT&T tariff. | | | | | | | | | | | | | | | | | |

| LOCAL INTERCONNECTION - Mississippi | | | | | | | | | | | | | Att: 3 Exh: A | | | | | |
|--|---|--|--|--|---------|------|------------|-----------|--------------|--------|-------------------------|--------|----------------------------------|--------------------------------------|--|--|---|---|
| CATEGORY | RATE ELEMENTS | | | | Interim | Zone | BCS | USOC | RATES(\$) | | | | Svc Order Submitted Elec per LSR | Svc Order Submitted Manually per LSR | Incremental Charge - Manual Svc Order vs. Electronic-1st | Incremental Charge - Manual Svc Order vs. Electronic-Add'l | Incremental Charge - Manual Svc Order vs. Electronic-Disc 1st | Incremental Charge - Manual Svc Order vs. Electronic-Disc Add'l |
| | | | | | | | | Rec | Nonrecurring | | Nonrecurring Disconnect | | OSS Rates(\$) | | | | | |
| | | | | | | | | | First | Add'l | First | Add'l | SOMEC | SOMAN | SOMAN | SOMAN | SOMAN | SOMAN |
| LOCAL INTERCONNECTION (CALL TRANSPORT AND TERMINATION) | | | | | | | | | | | | | | | | | | |
| | ISP-BOUND TRAFFIC | | | | | | | | | | | | | | | | | |
| | ISP-Bound, per MOU | | | | | | | 0.0007 | | | | | | | | | | |
| | END OFFICE SWITCHING | | | | | | | | | | | | | | | | | |
| | End Office Switching Function, per MOU | | | | | | | 0.00119 | | | | | | | | | | |
| TANDEM SWITCHING | | | | | | | | | | | | | | | | | | |
| | Tandem Switching Function Per MOU | | | | | | | 0.0005379 | | | | | | | | | | |
| | Multiple Tandem Switching, per MOU (applies to intial tandem only) | | | | | | | 0.0005379 | | | | | | | | | | |
| | Tandem Intermediary Charge, per MOU* | | | | | | | 0.0025 | | | | | | | | | | |
| * This charge is applicable only to transit traffic and is applied in addition to applicable switching and/or interconnection charges. | | | | | | | | | | | | | | | | | | |
| TRUNK CHARGE | | | | | | | | | | | | | | | | | | |
| | Installation Trunk Side Service - per DS0 | | | | | | OHD | TPP6X | | 21.58 | 8.13 | | | | | | | |
| | Installation Trunk Side Service - per DS0 | | | | | | OHD | TPP9X | | 21.58 | 8.13 | | | | | | | |
| | Dedicated End Office Trunk Port Service-per DS0** | | | | | | OHD | TDEOP | 0.00 | | | | | | | | | |
| | Dedicated End Office Trunk Port Service-per DS1** | | | | | | OH1 OH1MS | TDE1P | 0.00 | | | | | | | | | |
| | Dedicated Tandem Trunk Port Service-per DS0** | | | | | | OHD | TDWOP | 0.00 | | | | | | | | | |
| | Dedicated Tandem Trunk Port Service-per DS1** | | | | | | OH1 OH1MS | TDW1P | 0.00 | | | | | | | | | |
| ** This rate element is recovered on a per MOU basis and is included in the End Office Switching and Tandem Switching, per MOU rate elements | | | | | | | | | | | | | | | | | | |
| COMMON TRANSPORT (Shared) | | | | | | | | | | | | | | | | | | |
| | Common Transport - Per Mile, Per MOU | | | | | | | 0.0000026 | | | | | | | | | | |
| | Common Transport - Facilities Termination Per MOU | | | | | | | 0.0004541 | | | | | | | | | | |
| LOCAL INTERCONNECTION (DEDICATED TRANSPORT) | | | | | | | | | | | | | | | | | | |
| INTEROFFICE CHANNEL - DEDICATED TRANSPORT | | | | | | | | | | | | | | | | | | |
| | Interoffice Channel - Dedicated Transport - 2-Wire Voice Grade - Per Mile per month | | | | | | OHM | 1L5NF | 0.0098 | | | | | | | | | |
| | Interoffice Channel - Dedicated Transport- 2- Wire Voice Grade - Facility Termination per month | | | | | | OHM | 1L5NF | 22.52 | 40.77 | 27.57 | 17.26 | 7.11 | | | | | |
| | Interoffice Channel - Dedicated Transport - 56 kbps - per mile per month | | | | | | OHM | 1L5NK | 0.0098 | | | | | | | | | |
| | Interoffice Channel - Dedicated Transport - 56 kbps - Facility Termination per month | | | | | | OHM | 1L5NK | 15.68 | 40.78 | 27.57 | 17.26 | 7.11 | | | | | |
| | Interoffice Channel - Dedicated Transport - 64 kbps - per mile per month | | | | | | OHM | 1L5NK | 0.0098 | | | | | | | | | |
| | Interoffice Channel - Dedicated Transport - 64 kbps - Facility Termination per month | | | | | | OHM | 1L5NK | 15.68 | 40.78 | 27.57 | 17.26 | 7.11 | | | | | |
| | Interoffice Channel - Dedicated Channel - DS1 - Per Mile per month | | | | | | OH1, OH1MS | 1L5NL | 0.201 | | | | | | | | | |
| | Interoffice Channel - Dedicated Tranport - DS1 - Facility Termination per month | | | | | | OH1, OH1MS | 1L5NL | 57.33 | 89.79 | 82.28 | 16.86 | 14.90 | | | | | |
| | Interoffice Channel - Dedicated Transport - DS3 - Per Mile per month | | | | | | OH3, OH3MS | 1L5NM | 4.76 | | | | | | | | | |
| | Interoffice Channel - Dedicated Transport - DS3 - Facility Termination per month | | | | | | OH3, OH3MS | 1L5NM | 641.90 | 280.37 | 163.70 | 62.08 | 60.29 | | | | | |
| LOCAL CHANNEL - DEDICATED TRANSPORT | | | | | | | | | | | | | | | | | | |
| | Local Channel - Dedicated - 2-Wire Voice Grade per month | | | | | | OHM | TEFV2 | 14.91 | 194.22 | 33.36 | 37.79 | 3.30 | | | | | |
| | Local Channel - Dedicated - 4-Wire Voice Grade per month | | | | | | OHM | TEFV4 | 15.99 | 194.66 | 33.80 | 38.27 | 3.78 | | | | | |
| | Local Channel - Dedicated - DS1 per month | | | | | | OH1 | TEFHG | 36.83 | 178.50 | 154.61 | 22.89 | 15.74 | | | | | |
| | Local Channel - Dedicated - DS3 Facility Termination per month | | | | | | OH3 | TEFHJ | 413.87 | 454.13 | 264.47 | 123.23 | 86.19 | | | | | |
| LOCAL INTERCONNECTION MID-SPAN MEET | | | | | | | | | | | | | | | | | | |
| | Local Channel - Dedicated - DS1 per month | | | | | | OH1MS | TEFHG | 0.00 | 0.00 | | | | | | | | |
| | Local Channel - Dedicated - DS3 per month | | | | | | OH3MS | TEFHJ | 0.00 | 0.00 | | | | | | | | |
| MULTIPLXERS | | | | | | | | | | | | | | | | | | |
| | Channelization - DS1 to DS0 Channel System | | | | | | OH1, OH1MS | SATN1 | 102.85 | 91.57 | 62.94 | 10.87 | 10.10 | | | | | |
| | DS3 to DS1 Channel System per month | | | | | | OH3, OH3MS | SATNS | 170.63 | 179.17 | 94.52 | 34.30 | 32.82 | | | | | |
| | DS3 Interface Unit (DS1 COCI) per month | | | | | | OH1, OH1MS | SATCO | 12.96 | 6.62 | 4.74 | | | | | | | |
| Notes: If no rate is identified in the contract, the rates, terms, and conditions for the specific service or function will be as set forth in applicable AT&T tariff. | | | | | | | | | | | | | | | | | | |

| LOCAL INTERCONNECTION - North Carolina | | | | | | | | | | | | | Att: 3 Exh: A | | | | |
|--|---|--|--|--|---------|------|------------|-----------|--------------|--------|-------------------------|-------|----------------------------------|--------------------------------------|--|---|---|
| CATEGORY | RATE ELEMENTS | | | | Interim | Zone | BCS | USOC | RATES(\$) | | | | Svc Order Submitted Elec per LSR | Svc Order Submitted Manually per LSR | Incremental Charge - Manual Svc Order vs. Electronic-1st | Incremental Charge - Manual Svc Order vs. Electronic-Disc 1st | Incremental Charge - Manual Svc Order vs. Electronic-Disc Add'l |
| | | | | | | | | Rec | Nonrecurring | | Nonrecurring Disconnect | | OSS Rates(\$) | | | | |
| | | | | | | | | | First | Add'l | First | Add'l | SOME C | SOMAN | SOMAN | SOMAN | SOMAN |
| LOCAL INTERCONNECTION (CALL TRANSPORT AND TERMINATION) | | | | | | | | | | | | | | | | | |
| | ISP-BOUND TRAFFIC | | | | | | | | | | | | | | | | |
| | ISP-Bound, per MOU | | | | | | | 0.0007 | | | | | | | | | |
| | END OFFICE SWITCHING | | | | | | | | | | | | | | | | |
| | End Office Switching Function, per MOU | | | | | | | 0.0007331 | | | | | | | | | |
| TANDEM SWITCHING | | | | | | | | | | | | | | | | | |
| | Tandem Switching Function Per MOU | | | | | | | 0.0004788 | | | | | | | | | |
| | Multiple Tandem Switching, per MOU (applies to intial tandem only) | | | | | | | 0.0004788 | | | | | | | | | |
| | Tandem Intermediary Charge, per MOU* | | | | | | | 0.0025 | | | | | | | | | |
| * This charge is applicable only to transit traffic and is applied in addition to applicable switching and/or interconnection charges. | | | | | | | | | | | | | | | | | |
| TRUNK CHARGE | | | | | | | | | | | | | | | | | |
| | Installation Trunk Side Service - per DS0 | | | | | | OHD | TPP6X | | 21.55 | 8.12 | | | | | | |
| | Installation Trunk Side Service - per DS0 | | | | | | OHD | TPP9X | | 21.55 | 8.12 | | | | | | |
| | Dedicated End Office Trunk Port Service-per DS0** | | | | | | OHD | TDEOP | 0.00 | | | | | | | | |
| | Dedicated End Office Trunk Port Service-per DS1** | | | | | | OH1 OH1MS | TDE1P | 0.00 | | | | | | | | |
| | Dedicated Tandem Trunk Port Service-per DS0** | | | | | | OHD | TDWOP | 0.00 | | | | | | | | |
| | Dedicated Tandem Trunk Port Service-per DS1** | | | | | | OH1 OH1MS | TDW1P | 0.00 | | | | | | | | |
| ** This rate element is recovered on a per MOU basis and is included in the End Office Switching and Tandem Switching, per MOU rate elements | | | | | | | | | | | | | | | | | |
| COMMON TRANSPORT (Shared) | | | | | | | | | | | | | | | | | |
| | Common Transport - Per Mile, Per MOU | | | | | | | 0.0000023 | | | | | | | | | |
| | Common Transport - Facilities Termination Per MOU | | | | | | | 0.0001676 | | | | | | | | | |
| LOCAL INTERCONNECTION (DEDICATED TRANSPORT) | | | | | | | | | | | | | | | | | |
| INTEROFFICE CHANNEL - DEDICATED TRANSPORT | | | | | | | | | | | | | | | | | |
| | Interoffice Channel - Dedicated Transport - 2-Wire Voice Grade - Per Mile per month | | | | | | OHM | 1L5NF | 0.0095 | | | | | | | | |
| | Interoffice Channel - Dedicated Transport- 2- Wire Voice Grade - Facility Termination per month | | | | | | OHM | 1L5NF | 12.12 | 39.36 | 26.62 | | | | | | |
| | Interoffice Channel - Dedicated Transport - 56 kbps - per mile per month | | | | | | OHM | 1L5NK | 0.0095 | | | | | | | | |
| | Interoffice Channel - Dedicated Transport - 56 kbps - Facility Termination per month | | | | | | OHM | 1L5NK | 7.47 | 39.37 | 26.62 | | | | | | |
| | Interoffice Channel - Dedicated Transport - 64 kbps - per mile per month | | | | | | OHM | 1L5NK | 0.0095 | | | | | | | | |
| | Interoffice Channel - Dedicated Transport - 64 kbps - Facility Termination per month | | | | | | OHM | 1L5NK | 7.47 | 39.37 | 26.62 | | | | | | |
| | Interoffice Channel - Dedicated Channel - DS1 - Per Mile per month | | | | | | OH1, OH1MS | 1L5NL | 0.1938 | | | | | | | | |
| | Interoffice Channel - Dedicated Tranport - DS1 - Facility Termination per month | | | | | | OH1, OH1MS | 1L5NL | 31.19 | 86.69 | 79.44 | | | | | | |
| | Interoffice Channel - Dedicated Transport - DS3 - Per Mile per month | | | | | | OH3, OH3MS | 1L5NM | 4.44 | | | | | | | | |
| | Interoffice Channel - Dedicated Transport - DS3 - Facility Termination per month | | | | | | OH3, OH3MS | 1L5NM | 329.91 | 270.69 | 158.05 | | | | | | |
| LOCAL CHANNEL - DEDICATED TRANSPORT | | | | | | | | | | | | | | | | | |
| | Local Channel - Dedicated - 2-Wire Voice Grade per month | | | | | | OHM | TEFV2 | 6.29 | 187.51 | 32.21 | | | | | | |
| | Local Channel - Dedicated - 4-Wire Voice Grade per month | | | | | | OHM | TEFV4 | 7.08 | 187.94 | 32.63 | | | | | | |
| | Local Channel - Dedicated - DS1 per month | | | | | | OH1 | TEFHG | 22.13 | 172.34 | 149.27 | | | | | | |
| | Local Channel - Dedicated - DS3 Facility Termination per month | | | | | | OH3 | TEFHJ | 82.89 | 438.46 | 256.30 | | | | | | |
| LOCAL INTERCONNECTION MID-SPAN MEET | | | | | | | | | | | | | | | | | |
| | Local Channel - Dedicated - DS1 per month | | | | | | OH1MS | TEFHG | 0.00 | 0.00 | | | | | | | |
| | Local Channel - Dedicated - DS3 per month | | | | | | OH3MS | TEFHJ | 0.00 | 0.00 | | | | | | | |
| MULTIPLXERS | | | | | | | | | | | | | | | | | |
| | Channelization - DS1 to DS0 Channel System | | | | | | OH1, OH1MS | SATN1 | 146.69 | 197.78 | 140.06 | | | | | | |
| | DS3 to DS1 Channel System per month | | | | | | OH3, OH3MS | SATNS | 233.10 | 403.97 | 234.40 | | | | | | |
| | DS3 Interface Unit (DS1 COCI) per month | | | | | | OH1, OH1MS | SATCO | 16.07 | 13.09 | 9.38 | | | | | | |
| Notes: If no rate is identified in the contract, the rates, terms, and conditions for the specific service or function will be as set forth in applicable AT&T tariff. | | | | | | | | | | | | | | | | | |

| LOCAL INTERCONNECTION - South Carolina | | | | | | | | | | | | | Att: 3 Exh: A | | | | |
|--|---|---|---------|------|------------|-------|-----------|--------------|--------|-------------------------|----------------------------------|--------------------------------------|--|--|---|---|-------|
| CATEGORY | RATE ELEMENTS | | Interim | Zone | BCS | USOC | RATES(\$) | | | | Svc Order Submitted Elec per LSR | Svc Order Submitted Manually per LSR | Incremental Charge - Manual Svc Order vs. Electronic-1st | Incremental Charge - Manual Svc Order vs. Electronic-Add'l | Incremental Charge - Manual Svc Order vs. Electronic-Disc 1st | Incremental Charge - Manual Svc Order vs. Electronic-Disc Add'l | |
| | | | | | | | Rec | Nonrecurring | | Nonrecurring Disconnect | | OSS Rates(\$) | | | | | |
| | | | | | | | | First | Add'l | First | Add'l | SOME C | SOMAN | SOMAN | SOMAN | SOMAN | SOMAN |
| LOCAL INTERCONNECTION (CALL TRANSPORT AND TERMINATION) | | | | | | | | | | | | | | | | | |
| | ISP-BOUND TRAFFIC | | | | | | | | | | | | | | | | |
| | | ISP-Bound, per MOU | | | | | 0.0007 | | | | | | | | | | |
| | END OFFICE SWITCHING | | | | | | | | | | | | | | | | |
| | | End Office Switching Function, per MOU | | | | | 0.0012655 | | | | | | | | | | |
| | TANDEM SWITCHING | | | | | | | | | | | | | | | | |
| | | Tandem Switching Function Per MOU | | | | | 0.000736 | | | | | | | | | | |
| | | Multiple Tandem Switching, per MOU (applies to intial tandem only) | | | | | 0.000736 | | | | | | | | | | |
| | | Tandem Intermediary Charge, per MOU* | | | | | 0.0025 | | | | | | | | | | |
| * This charge is applicable only to transit traffic and is applied in addition to applicable switching and/or interconnection charges. | | | | | | | | | | | | | | | | | |
| | TRUNK CHARGE | | | | | | | | | | | | | | | | |
| | | Installation Trunk Side Service - per DS0 | | | OHD | TPP6X | | 21.65 | 8.16 | | | | | | | | |
| | | Installation Trunk Side Service - per DS0 | | | OHD | TPP9X | | 21.65 | 8.16 | | | | | | | | |
| | | Dedicated End Office Trunk Port Service-per DS0** | | | OHD | TDEOP | 0.00 | | | | | | | | | | |
| | | Dedicated End Office Trunk Port Service-per DS1** | | | OH1 OH1MS | TDE1P | 0.00 | | | | | | | | | | |
| | | Dedicated Tandem Trunk Port Service-per DS0** | | | OHD | TDWOP | 0.00 | | | | | | | | | | |
| | | Dedicated Tandem Trunk Port Service-per DS1** | | | OH1 OH1MS | TDW1P | 0.00 | | | | | | | | | | |
| ** This rate element is recovered on a per MOU basis and is included in the End Office Switching and Tandem Switching, per MOU rate elements | | | | | | | | | | | | | | | | | |
| | COMMON TRANSPORT (Shared) | | | | | | | | | | | | | | | | |
| | | Common Transport - Per Mile, Per MOU | | | | | 0.0000045 | | | | | | | | | | |
| | | Common Transport - Facilities Termination Per MOU | | | | | 0.0004095 | | | | | | | | | | |
| LOCAL INTERCONNECTION (DEDICATED TRANSPORT) | | | | | | | | | | | | | | | | | |
| | INTEROFFICE CHANNEL - DEDICATED TRANSPORT | | | | | | | | | | | | | | | | |
| | | Interoffice Channel - Dedicated Transport - 2-Wire Voice Grade - Per Mile per month | | | OHM | 1L5NF | 0.0167 | | | | | | | | | | |
| | | Interoffice Channel - Dedicated Transport- 2- Wire Voice Grade - Facility Termination per month | | | OHM | 1L5NF | 24.30 | 40.63 | 27.47 | 16.77 | 6.91 | | | | | | |
| | | Interoffice Channel - Dedicated Transport - 56 kbps - per mile per month | | | OHM | 1L5NK | 0.0167 | | | | | | | | | | |
| | | Interoffice Channel - Dedicated Transport - 56 kbps - Facility Termination per month | | | OHM | 1L5NK | 16.76 | 40.63 | 27.47 | 16.77 | 6.91 | | | | | | |
| | | Interoffice Channel - Dedicated Transport - 64 kbps - per mile per month | | | OHM | 1L5NK | 0.0167 | | | | | | | | | | |
| | | Interoffice Channel - Dedicated Transport - 64 kbps - Facility Termination per month | | | OHM | 1L5NK | 16.76 | 40.63 | 27.47 | 16.77 | 6.91 | | | | | | |
| | | Interoffice Channel - Dedicated Channel - DS1 - Per Mile per month | | | OH1, OH1MS | 1L5NL | 0.3415 | | | | | | | | | | |
| | | Interoffice Channel - Dedicated Tranport - DS1 - Facility Termination per month | | | OH1, OH1MS | 1L5NL | 77.14 | 89.47 | 81.99 | 16.39 | 14.48 | | | | | | |
| | | Interoffice Channel - Dedicated Transport - DS3 - Per Mile per month | | | OH3, OH3MS | 1L5NM | 8.02 | | | | | | | | | | |
| | | Interoffice Channel - Dedicated Transport - DS3 - Facility Termination per month | | | OH3, OH3MS | 1L5NM | 880.65 | 279.37 | 163.12 | 60.33 | 58.59 | | | | | | |
| | LOCAL CHANNEL - DEDICATED TRANSPORT | | | | | | | | | | | | | | | | |
| | | Local Channel - Dedicated - 2-Wire Voice Grade per month | | | OHM | TEFV2 | 15.33 | 193.53 | 33.24 | 36.72 | 3.21 | | | | | | |
| | | Local Channel - Dedicated - 4-Wire Voice Grade per month | | | OHM | TEFV4 | 16.54 | 193.97 | 33.68 | 37.19 | 3.68 | | | | | | |
| | | Local Channel - Dedicated - DS1 per month | | | OH1 | TEFHG | 42.62 | 177.87 | 154.06 | 22.24 | 15.30 | | | | | | |
| | | Local Channel - Dedicated - DS3 Facility Termination per month | | | OH3 | TEFHJ | 446.00 | 452.52 | 264.53 | 119.75 | 83.77 | | | | | | |
| | LOCAL INTERCONNECTION MID-SPAN MEET | | | | | | | | | | | | | | | | |
| | | Local Channel - Dedicated - DS1 per month | | | OH1MS | TEFHG | 0.00 | 0.00 | | | | | | | | | |
| | | Local Channel - Dedicated - DS3 per month | | | OH3MS | TEFHJ | 0.00 | 0.00 | | | | | | | | | |
| | MULTIPLEXERS | | | | | | | | | | | | | | | | |
| | | Channelization - DS1 to DS0 Channel System | | | OH1, OH1MS | SATN1 | 107.57 | 91.24 | 62.71 | 10.56 | 9.81 | | | | | | |
| | | DS3 to DS1 Channel System per month | | | OH3, OH3MS | SATNS | 144.02 | 178.54 | 94.18 | 33.33 | 31.90 | | | | | | |
| | | DS3 Interface Unit (DS1 COCI) per month | | | OH1, OH1MS | SATCO | 8.64 | 6.59 | 4.73 | | | | | | | | |
| Notes: If no rate is identified in the contract, the rates, terms, and conditions for the specific service or function will be as set forth in applicable AT&T tariff. | | | | | | | | | | | | | | | | | |

| LOCAL INTERCONNECTION - Tennessee | | | | | | | | | | | | | | Att: 3 Exh: A | | | | |
|--|---|--|--|--|---------|------|------------|-----------|--------------------|--------|--------------------|------------------|----------------------------------|--------------------------------------|--|--|---|---|
| CATEGORY | RATE ELEMENTS | | | | Interim | Zone | BCS | USOC | RATES(\$) | | | | Svc Order Submitted Elec per LSR | Svc Order Submitted Manually per LSR | Incremental Charge - Manual Svc Order vs. Electronic-1st | Incremental Charge - Manual Svc Order vs. Electronic-Add'l | Incremental Charge - Manual Svc Order vs. Electronic-Disc 1st | Incremental Charge - Manual Svc Order vs. Electronic-Disc Add'l |
| | | | | | | | | Rec | Nonrecurring First | Add'l | Nonrecurring First | Disconnect Add'l | OSS Rates(\$) | | | | | |
| | | | | | | | | | | | | | SOMEC | SOMAN | SOMAN | SOMAN | SOMAN | SOMAN |
| LOCAL INTERCONNECTION (CALL TRANSPORT AND TERMINATION) | | | | | | | | | | | | | | | | | | |
| | ISP-BOUND TRAFFIC | | | | | | | | | | | | | | | | | |
| | ISP-Bound, per MOU | | | | | | | 0.0007 | | | | | | | | | | |
| | END OFFICE SWITCHING | | | | | | | | | | | | | | | | | |
| | End Office Switching Function, per MOU | | | | | | | 0.0008041 | | | | | | | | | | |
| TANDEM SWITCHING | | | | | | | | | | | | | | | | | | |
| | Tandem Switching Function Per MOU | | | | | | | 0.0009778 | | | | | | | | | | |
| | Multiple Tandem Switching, per MOU (applies to intial tandem only) | | | | | | | 0.0009778 | | | | | | | | | | |
| | Tandem Intermediary Charge, per MOU* | | | | | | | 0.0025 | | | | | | | | | | |
| * This charge is applicable only to transit traffic and is applied in addition to applicable switching and/or interconnection charges. | | | | | | | | | | | | | | | | | | |
| TRUNK CHARGE | | | | | | | | | | | | | | | | | | |
| | Installation Trunk Side Service - per DS0 | | | | | | OHD | TPP6X | | 21.59 | 8.09 | | | | | | | |
| | Installation Trunk Side Service - per DS0 | | | | | | OHD | TPP9X | | 21.59 | 8.09 | | | | | | | |
| | Dedicated End Office Trunk Port Service-per DS0** | | | | | | OHD | TDEOP | 0.00 | | | | | | | | | |
| | Dedicated End Office Trunk Port Service-per DS1** | | | | | | OH1 OH1MS | TDE1P | 0.00 | | | | | | | | | |
| | Dedicated Tandem Trunk Port Service-per DS0** | | | | | | OHD | TDWOP | 0.00 | | | | | | | | | |
| | Dedicated Tandem Trunk Port Service-per DS1** | | | | | | OH1 OH1MS | TDW1P | 0.00 | | | | | | | | | |
| ** This rate element is recovered on a per MOU basis and is included in the End Office Switching and Tandem Switching, per MOU rate elements | | | | | | | | | | | | | | | | | | |
| COMMON TRANSPORT (Shared) | | | | | | | | | | | | | | | | | | |
| | Common Transport - Per Mile, Per MOU | | | | | | | 0.0000064 | | | | | | | | | | |
| | Common Transport - Facilities Termination Per MOU | | | | | | | 0.0003871 | | | | | | | | | | |
| LOCAL INTERCONNECTION (DEDICATED TRANSPORT) | | | | | | | | | | | | | | | | | | |
| INTEROFFICE CHANNEL - DEDICATED TRANSPORT | | | | | | | | | | | | | | | | | | |
| | Interoffice Channel - Dedicated Transport - 2-Wire Voice Grade - Per Mile per month | | | | | | OHM | 1L5NF | 0.0174 | | | | | | | | | |
| | Interoffice Channel - Dedicated Transport- 2- Wire Voice Grade - Facility Termination per month | | | | | | OHM | 1L5NF | 18.58 | 55.39 | 17.37 | 27.96 | 3.51 | | | | | |
| | Interoffice Channel - Dedicated Transport - 56 kbps - per mile per month | | | | | | OHM | 1L5NK | 0.0174 | | | | | | | | | |
| | Interoffice Channel - Dedicated Transport - 56 kbps - Facility Termination per month | | | | | | OHM | 1L5NK | 17.98 | 55.39 | 17.37 | 27.96 | 3.51 | | | | | |
| | Interoffice Channel - Dedicated Transport - 64 kbps - per mile per month | | | | | | OHM | 1L5NK | 0.0174 | | | | | | | | | |
| | Interoffice Channel - Dedicated Transport - 64 kbps - Facility Termination per month | | | | | | OHM | 1L5NK | 17.98 | 55.39 | 17.37 | 27.96 | 3.51 | | | | | |
| | Interoffice Channel - Dedicated Channel - DS1 - Per Mile per month | | | | | | OH1, OH1MS | 1L5NL | 0.3562 | | | | | | | | | |
| | Interoffice Channel - Dedicated Tranport - DS1 - Facility Termination per month | | | | | | OH1, OH1MS | 1L5NL | 77.86 | 112.40 | 76.27 | 19.55 | 14.99 | | | | | |
| | Interoffice Channel - Dedicated Transport - DS3 - Per Mile per month | | | | | | OH3, OH3MS | 1L5NM | 2.34 | | | | | | | | | |
| | Interoffice Channel - Dedicated Transport - DS3 - Facility Termination per month | | | | | | OH3, OH3MS | 1L5NM | 848.99 | 395.29 | 176.56 | 109.04 | 105.91 | | | | | |
| LOCAL CHANNEL - DEDICATED TRANSPORT | | | | | | | | | | | | | | | | | | |
| | Local Channel - Dedicated - 2-Wire Voice Grade per month | | | | | | OHM | TEFV2 | 15.29 | 199.33 | 24.16 | 54.81 | 4.80 | | | | | |
| | Local Channel - Dedicated - 4-Wire Voice Grade per month | | | | | | OHM | TEFV4 | 16.18 | 201.53 | 24.83 | 55.52 | 5.51 | | | | | |
| | Local Channel - Dedicated - DS1 per month | | | | | | OH1 | TEFHG | 32.25 | 277.35 | 233.26 | 33.18 | 22.30 | | | | | |
| | Local Channel - Dedicated - DS3 Facility Termination per month | | | | | | OH3 | TEFHJ | 611.30 | 595.37 | 304.50 | 215.82 | 151.15 | | | | | |
| LOCAL INTERCONNECTION MID-SPAN MEET | | | | | | | | | | | | | | | | | | |
| | Local Channel - Dedicated - DS1 per month | | | | | | OH1MS | TEFHG | 0.00 | 0.00 | | | | | | | | |
| | Local Channel - Dedicated - DS3 per month | | | | | | OH3MS | TEFHJ | 0.00 | 0.00 | | | | | | | | |
| MULTIPLEXERS | | | | | | | | | | | | | | | | | | |
| | Channelization - DS1 to DS0 Channel System | | | | | | OH1, OH1MS | SATN1 | 80.77 | 141.87 | 77.11 | 14.51 | 13.46 | | | | | |
| | DS3 to DS1 Channel System per month | | | | | | OH3, OH3MS | SATNS | 222.98 | 308.03 | 108.47 | 44.47 | 42.62 | | | | | |
| | DS3 Interface Unit (DS1 COCI) per month | | | | | | OH1, OH1MS | SATCO | 17.58 | 6.07 | 4.66 | | | | | | | |
| Notes: If no rate is identified in the contract, the rates, terms, and conditions for the specific service or function will be as set forth in applicable AT&T tariff. | | | | | | | | | | | | | | | | | | |

Attachment 4

AT&T Collocation

Table of Contents

| | | |
|----|--|-----------|
| 1. | Scope of Attachment..... | 3 |
| 2 | Optional Reports..... | 5 |
| 3 | Collocation Options..... | 6 |
| 4 | Occupancy..... | 10 |
| 5 | Use of Collocation Space | 11 |
| 6 | Ordering and Preparation of Collocation Space..... | 17 |
| 7 | Construction and Provisioning | 21 |
| 8 | Rates and Charges | 25 |
| 9 | Insurance | 34 |
| 10 | Mechanics Lien | 35 |
| 11 | Inspections | 36 |
| 12 | Security and Safety Requirements | 36 |
| 13 | Destruction of Collocation Space | 38 |
| 14 | Eminent Domain..... | 38 |
| 15 | Nonexclusivity..... | 39 |
| | Environmental & Safety Principles | Exhibit A |
| | Rates..... | Exhibit B |
| | Tennessee Regulatory Authority (TRA) Offered Language and Rates..... | Exhibit C |

AT&T COLLOCATION**1. Scope of Attachment****1.1 AT&T Premises**

1.1.1 The rates, terms and conditions contained within this Attachment shall only apply when Mextel is physically collocated as a sole occupant or as a Host within an AT&T Premises pursuant to this Attachment. AT&T Premises, as defined in this Attachment includes AT&T Central Offices, and Remote Terminals (hereinafter "AT&T Premises"). This Attachment is applicable to AT&T Premises owned or leased by AT&T. Where not specified, the language in this Attachment applies to both Central Office and Remote Site Collocation.

1.1.2 Third Party Property. If the AT&T Premises, or the property on which it is located, is leased by AT&T from a third party or otherwise controlled by a third party, special considerations and intervals may apply in addition to the terms and conditions of this Attachment. Additionally, where AT&T notifies Mextel that AT&T's agreement with a third party does not grant AT&T the ability to provide access and use rights to others, upon Mextel's request, AT&T will use commercially reasonable efforts to obtain the owner's consent and to otherwise secure such rights for Mextel. Mextel agrees to reimburse AT&T for all costs incurred by AT&T in obtaining such rights for Mextel. In cases where a third party agreement does not grant AT&T the right to provide access and use rights to others as contemplated by this Attachment and AT&T, is unable to secure such access and use rights for Mextel, Mextel shall be responsible for obtaining such permission to access and use such property. AT&T shall cooperate with Mextel in obtaining such permission.

1.2 Right to Occupy

1.2.1 AT&T shall offer to Mextel collocation on rates, terms and conditions that are just, reasonable, nondiscriminatory and consistent with the rules of the FCC. Subject to the rates, terms and conditions of this Attachment, where space is available and it is technically feasible, AT&T will allow Mextel to occupy a certain area designated by AT&T within an AT&T Premises, or on AT&T property upon which the AT&T Premises is located, of a size which is specified by Mextel and agreed to by AT&T (hereinafter "Collocation Space"). Except as otherwise specified, any references to Collocation Space shall be for physical collocation. The necessary rates, terms and conditions for a premises as defined by the FCC, other than AT&T Premises, shall be negotiated upon reasonable request for collocation at such premises.

1.2.2 Neither AT&T nor any of AT&T's affiliates may reserve space for future use on more preferential terms than those set forth in this Attachment.

1.2.2.1 In all states other than Florida, the size specified by Mextel may contemplate a request for space sufficient to accommodate Mextel's growth within a twenty-four (24) month period.

1.2.2.2 In the state of Florida, the size specified by Mextel may contemplate a request for space sufficient to accommodate Mextel's growth within an eighteen (18) month period.

1.3 Space Allocation. AT&T shall assign Mextel Collocation Space that utilizes existing infrastructure (e.g., heating, ventilation, air conditioning (HVAC), lighting and available power), if such space is available for collocation. Otherwise, AT&T shall attempt to accommodate Mextel's requested space preferences, if any, including the provision of contiguous space for any subsequent request for collocation. In allocating Collocation Space, AT&T shall not materially increase Mextel's cost or materially delay Mextel's occupation and use of the Collocation Space, assign Collocation Space that will impair the quality of service or otherwise limit the service Mextel wishes to offer, reduce unreasonably the total space available for physical collocation or preclude reasonable physical

collocation within the AT&T Premises. Space shall not be available for collocation if it is: (a) physically occupied by non-obsolete equipment; (b) assigned to another collocated telecommunications carrier; (c) used to provide physical access to occupied space; (d) used to enable technicians to work on equipment located within occupied space; (e) properly reserved for future use, either by AT&T or another collocated telecommunications carrier; or (f) essential for the administration and proper functioning of the AT&T Premises. AT&T may segregate Collocation Space and require separate entrances for collocated telecommunications carriers to access their Collocation Space, pursuant to FCC Rules.

1.4 Transfer of Collocation Space

1.4.1 Mextel shall be allowed to transfer Collocation Space to another CLEC under the following conditions: (1) the AT&T Premises is not at or near space exhaustion; (2) the transfer of space shall be contingent upon AT&T's approval, which will not be unreasonably withheld; (3) Mextel has no unpaid, undisputed collocation charges; and (4) the transfer of the Collocation Space is in conjunction with Mextel's sale of all or substantially all, of the in-place collocation equipment to the same CLEC.

1.4.2 The responsibilities of Mextel shall include: (1) submitting a letter of authorization to AT&T for the transfer; (2) entering into a transfer agreement with AT&T and the acquiring CLEC; and (3) returning all Security Access Devices to AT&T. The responsibilities of the acquiring CLEC shall include: (1) submitting an application to AT&T for the transfer of the Collocation Space; (2) satisfying all requirements of its interconnection agreement with AT&T; (3) submitting a letter to AT&T for the assumption of services; and (4) entering into a transfer agreement with AT&T and Mextel.

1.4.3 In conjunction with a transfer of Collocation Space, any services associated with the Collocation Space shall be transferred pursuant to separately negotiated rates, terms and conditions.

1.5 Space Reclamation

1.5.1 In the event of space exhaust within an AT&T Premises, AT&T may include in its documentation for the Petition for Waiver filed with the Commission, any unutilized space in the AT&T Premises. Mextel will be responsible for the justification of unutilized space within its Collocation Space, if the Commission requires such justification.

1.5.2 AT&T may reclaim unused Collocation Space when an AT&T Premises is at, or near, space exhaustion and Mextel cannot demonstrate that Mextel will utilize the Collocation Space in the time frames set forth below in Section 1.5.3. In the event of space exhaust or near exhaust within an AT&T Premises, AT&T will provide written notice to Mextel requesting that Mextel release non-utilized Collocation Space to AT&T, when one hundred percent (100%) of the Collocation Space in Mextel's collocation arrangement is not being utilized.

1.5.3 Within twenty (20) days of receipt of written notification from AT&T, Mextel shall either: (1) return the non-utilized Collocation Space to AT&T in which case Mextel shall be relieved of all obligations for charges associated with that portion of the Collocation Space applicable from the date the Collocation Space is returned to AT&T; or (2) for all states, with the exception of Florida, provide AT&T with information demonstrating that the Collocation Space will be utilized within twenty-four (24) months from the date Mextel accepted the Collocation Space (Acceptance Date) from AT&T. For Florida, Mextel shall provide information to AT&T demonstrating that the Collocation Space will be utilized within eighteen (18) months from the Acceptance Date.

- 1.5.4 Disputes concerning AT&T's claim of space exhaust, or near exhaust, or Mextel's refusal to return requested Collocation Space should be resolved by AT&T and Mextel pursuant to the dispute resolution language contained in the General Terms and Conditions.
- 1.6 Use of Space. Mextel may only place in the Collocation Space equipment necessary for interconnection with AT&T's services/facilities or for accessing AT&T's unbundled network elements for the provision of Telecommunications Services, as specifically set forth in this Agreement. The Collocation Space assigned to Mextel may not be used for any purposes other than as specifically described herein, including, but not limited to office space or a place of reporting for Mextel's employees or certified suppliers.
- 1.7 Rates and Charges. Mextel agrees to pay the rates and charges identified in Exhibit B.
- 1.8 Due Dates. If any due date contained in this Attachment falls on a weekend or a national holiday, then the due date will be the next business day thereafter. For intervals of ten (10) days or less, national holidays will be excluded. For purposes of this Attachment, national holidays include the following: New Year's Day, Martin Luther King, Jr. Day, President's Day (Washington's Birthday), Memorial Day, Independence Day, Labor Day, Columbus Day, Veteran's Day, Thanksgiving Day and Christmas Day.
- 1.9 Compliance. Subject to Section 24 of the General Terms and Conditions of this Agreement, the Parties agree to comply with all applicable federal, state, county, local and administrative laws, rules, ordinances, regulations and codes in the performance of their obligations hereunder.
- 2 Optional Reports**
- 2.1 Space Availability Report. Upon request from Mextel and at Mextel's expense, AT&T will provide a written report (Space Availability Report) describing in detail the space that is currently available for collocation at a particular AT&T Premises. This report will include the amount of Collocation Space available at the AT&T Premises requested, the number of collocators present at the AT&T Premises, any modifications in the use of the space since the last report on the AT&T Premises requested and the measures AT&T is taking to make additional space available for collocation arrangements. A Space Availability Report does not reserve space at the AT&T Premises for which the Space Availability Report was requested by Mextel.
- 2.1.1 The request from Mextel for a Space Availability Report must be in writing and include the AT&T Premises street address, as identified in the LERG, and the CLLI code for the AT&T Premises requested. CLLI code information is located in the NECA Tariff FCC No. 4.
- 2.1.2 AT&T will respond to a request for a Space Availability Report for a particular AT&T Premises within ten (10) days of the receipt of such request.
- 2.1.3 AT&T will use commercially reasonable efforts to respond in ten (10) days to a Space Availability Report request when the request includes from two (2) to five (5) AT&T Premises within the same state. The response time for Space Availability Report requests of more than five (5) AT&T Premises, whether the request is for the same state or for two (2) or more states within the AT&T Southeast Region 9-State, shall be negotiated between the Parties.
- 2.2 Remote Terminal Information. Upon request, AT&T will provide Mextel with the following information concerning AT&T's remote terminals: (i) the address of the remote terminal; (ii) the CLLI code of the remote terminal; (iii) the carrier serving area of the remote terminal; (iv) the designation of which remote terminals subtend a particular central office; and (v) the number and address of customers that are served by a particular remote terminal.

- 2.2.1 AT&T will provide this information within thirty (30) days of a Mextel request subject to the following conditions: (i) the information will only be provided on a CD in the same format in which it appears in AT&T's systems; and (ii) the information will only be provided for each serving wire center designated by Mextel, up to a maximum of thirty (30) wire centers per Mextel request per month per state. AT&T will bill the nonrecurring charge pursuant to the rates in Exhibit B at the time AT&T sends the CD.

3 Collocation Options

- 3.1 Cageless Collocation. AT&T shall allow Mextel to collocate Mextel's equipment and facilities without requiring the construction of a cage or similar structure. AT&T shall allow Mextel to have direct access to Mextel's equipment and facilities in accordance with Section 5.1.2 below. AT&T shall make cageless collocation available in single bay increments. Except where Mextel's equipment requires special technical considerations (e.g., special cable racking or isolated ground plane), AT&T shall assign cageless Collocation Space in conventional equipment rack lineups where feasible. For equipment requiring special technical considerations, Mextel must provide the equipment layout, including spatial dimensions for such equipment pursuant to generic requirements contained in Telcordia GR-63-Core, and shall be responsible for compliance with all special technical requirements associated with such equipment.

3.2 Caged Collocation

- 3.2.1 AT&T will make caged Collocation Space in Central Offices available in fifty (50) square foot increments. At Mextel's option and expense, Mextel will arrange with a Supplier certified by AT&T (AT&T Certified Supplier) to construct a collocation arrangement enclosure in accordance with AT&T's specifications for a wire mesh enclosure prior to starting equipment installation. Where local building codes require enclosure specifications more stringent than AT&T's wire mesh enclosure specifications, Mextel and Mextel's AT&T Certified Supplier must comply with the more stringent local building code requirements. Mextel's AT&T Certified Supplier shall be responsible for filing and obtaining any and all necessary permits and/or licenses for such construction. AT&T or AT&T's designated agent or contractor shall provide, at Mextel's expense, documentation, which may include existing building architectural drawings, enclosure drawings, specifications, etc., necessary for Mextel's AT&T Certified Supplier to obtain all necessary permits and/or other licenses. Mextel's AT&T Certified Supplier shall bill Mextel directly for all work performed for Mextel. AT&T shall have no liability for, nor responsibility to pay, such charges imposed by Mextel's AT&T Certified Supplier. Mextel must provide the local AT&T Central Office Building Contact with two (2) Access Keys that will allow entry into the locked enclosure. Except in the case of an emergency, AT&T will not access Mextel's locked enclosure prior to notifying Mextel at least forty-eight (48) hours or two (2) business days, whichever is greater, before access to Mextel's Collocation Space is required. Upon request, AT&T shall construct the enclosure for Mextel.

- 3.2.2 In the event Mextel's AT&T Certified Supplier will construct the collocation arrangement enclosure, AT&T may elect to review Mextel's plans and specifications, prior to allowing the construction to start, to ensure compliance with AT&T's wire mesh enclosure specifications. AT&T will notify Mextel of its desire to conduct this review in AT&T's Application Response, as defined herein, to Mextel's Initial Application. If Mextel's Initial Application does not indicate its desire to construct its own enclosure and Mextel subsequently decides to construct its own enclosure prior to AT&T's Application Response, then Mextel will resubmit its Initial Application, indicating its desire to construct its own enclosure. If Mextel subsequently decides construct its own enclosure after the bona fide firm order (hereinafter "BFFO") has been accepted by AT&T, Mextel will submit a Subsequent Application, as defined in Section 6.2 below. If AT&T elects to review Mextel's plans and specifications, then AT&T will provide notification to Mextel within ten (10) days after the Initial

Application BFFO date or, if a Subsequent Application is submitted as set forth in the preceding sentence, then the Subsequent Application BFFO date. AT&T shall complete its review within fifteen (15) days after AT&T's receipt of Mextel's plans and specifications. Regardless of whether or not AT&T elects to review Mextel's plans and specifications, AT&T reserves the right to inspect the enclosure after construction has been completed to ensure that it is constructed according to Mextel's submitted plans and specifications and/or AT&T's wire mesh enclosure specifications, as applicable. If AT&T decides to inspect the constructed Collocation Space, AT&T will complete its inspection within fifteen (15) days after receipt of Mextel's written notification that the enclosure has been completed. Within seven (7) days after AT&T has completed its inspection of Mextel's caged Collocation Space, AT&T shall require Mextel, at Mextel's expense, to remove or correct any structure that does not meet Mextel's plans and specifications or AT&T's wire mesh enclosure specifications, as applicable.

3.3 Shared Caged Collocation

3.3.1 Mextel may allow other telecommunications carriers to share Mextel's caged Collocation Space, pursuant to the terms and conditions agreed to by Mextel (Host) and the other telecommunications carriers (Guests) contained in this Section, except where the AT&T Premises is located within a leased space and AT&T is prohibited by said lease from offering such an option to Mextel. AT&T shall be notified in writing by Mextel upon the execution of any agreement between the Host and its Guest(s) prior to the submission of an application. Further, such notification shall include the name of the Guest(s), the term of the agreement, and a certification by Mextel that said agreement imposes upon the Guest(s) the same terms and conditions for Collocation Space as set forth in this Attachment between AT&T and Mextel. The term of the agreement between the Host and its Guest(s) shall not exceed the term of this Agreement between AT&T and Mextel.

3.3.2 Mextel, as the Host, shall be the sole interface and responsible Party to AT&T for the assessment and billing of rates and charges contained within this Attachment and for the purposes of ensuring that the safety and security requirements of this Attachment are fully complied with by the Guest(s), its employees and agents. AT&T shall provide Mextel with a pro-ratio of the costs of the Collocation Space based on the number of collocators and the space used by each. There will be a minimum charge of one (1) bay/rack per Host/Guest. In addition to the above, for all states other than Florida, Mextel shall be the responsible Party to AT&T for the purpose of submitting applications for initial and additional equipment placement for the Guest(s). In Florida, the Guest(s) may submit its own Initial Application and Subsequent Applications for equipment placement using the Host's ACNA. A separate Guest application shall result in the assessment of an Initial Application Fee or a Subsequent Application Fee, as set forth in Exhibit B, which will be billed to the Host on the date that AT&T provides its written Application Response to the Guest(s) Bona Fide application.

3.3.3 Notwithstanding the foregoing, the Guest(s) may submit service orders directly to AT&T to request the provisioning of interconnecting facilities between AT&T and the Guest(s), the provisioning of services, and/or access to Network Elements. The bill for these interconnecting facilities, services and Network Elements will be charged to the Guest(s) pursuant to the applicable AT&T Tariff or the Guest's Interconnection Agreement with AT&T.

3.3.4 Mextel shall indemnify and hold harmless AT&T from any and all claims, actions, causes of action, of whatever kind or nature arising out of the presence of Mextel's Guest(s) in the Collocation Space, except to the extent caused by AT&T's sole negligence, gross negligence, or willful misconduct.

3.4 Adjacent Collocation

3.4.1 Subject to technical feasibility and space availability, AT&T will permit an adjacent collocation arrangement (Adjacent Arrangement) on AT&T Premises' property only when space within the requested AT&T Premises is legitimately exhausted and where the Adjacent Arrangement does not interfere with access to existing or planned structures or facilities on the AT&T Premises' property. An Adjacent Arrangement shall be constructed or procured by Mextel or Mextel's AT&T Certified Supplier and must be in conformance with the provisions of AT&T's design and construction specifications. Further, Mextel shall construct, procure, maintain and operate said Adjacent Arrangement pursuant to all of the applicable rates, terms and conditions set forth in this Attachment.

3.4.2 If Mextel requests Adjacent Collocation, pursuant to the conditions stated in Section 3.4 above, Mextel must arrange with an AT&T Certified Supplier to construct or procure the Adjacent Arrangement structure in accordance with AT&T's specifications. AT&T will provide the appropriate specifications upon request. Where local building codes require specifications more stringent than AT&T's own specifications, Mextel and Mextel's AT&T Certified Supplier shall comply with the more stringent local building code requirements. Mextel's AT&T Certified Supplier shall be responsible for filing and obtaining any and all necessary zoning, permits and/or licenses for such construction. Mextel's AT&T Certified Supplier shall bill Mextel directly for all work performed for Mextel to comply with this Attachment. AT&T shall have no liability for, nor responsibility to pay such charges imposed by Mextel's AT&T Certified Supplier. Mextel must provide the local AT&T contact with two (2) cards, keys or other access devices used to gain entry into the locked enclosure. Except in the case of an emergency, AT&T will not access Mextel's locked enclosure prior to notifying Mextel at least forty-eight (48) hours or two (2) business days, whichever is greater, before access to the Collocation Space is required.

3.4.3 Mextel must submit its Adjacent Arrangement construction plans and specifications to AT&T when it places its Firm Order. AT&T shall review Mextel's plans and specifications prior to the construction of an Adjacent Arrangement to ensure Mextel's compliance with AT&T's specifications. AT&T shall complete its review within fifteen (15) days after receipt of the plans and specifications from Mextel for the Adjacent Arrangement. AT&T may inspect the Adjacent Arrangement during and after construction is completed to ensure that it is constructed according to Mextel's submitted plans and specifications. If AT&T decides to inspect the completed Adjacent Arrangement, AT&T will complete its inspection within fifteen (15) days after receipt of Mextel's written notification that the Adjacent Arrangement has been completed. Within seven (7) days after AT&T has completed its inspection of Mextel's Adjacent Arrangement, AT&T shall require Mextel, at Mextel's expense, to remove or correct any structure that does not meet its submitted plans and specifications or AT&T's specifications, as applicable.

3.4.4 Mextel shall provide a concrete pad, the structure housing the Adjacent Arrangement, HVAC, lighting and all of the facilities that are required to connect the structure (i.e., racking, conduits, etc.) to the AT&T point of demarcation. At Mextel's option and where the local authority having jurisdiction permits, AT&T shall provide an AC power source and access to physical Collocation services and facilities, subject to the same nondiscriminatory requirements as those applicable to any other physical Collocation arrangement. In Alabama and Louisiana, at Mextel's request and expense, AT&T will provide Direct Current (DC) power to an Adjacent Collocation site where technically feasible, as that term has been defined by the FCC, and in accordance with applicable law. AT&T will provide DC power in an Adjacent Arrangement provided that such provisioning can be done in compliance with the National Electric Code (NEC), all safety and building codes and any local codes, such as, but not limited to, local zoning codes, and upon completion of

negotiations between the Parties on the applicable rates and provisioning intervals. Mextel will pay for any and all DC power construction and provisioning costs to an Adjacent Arrangement through individual case basis (ICB) pricing that must be paid as follows: fifty percent (50%) before the DC installation work begins and fifty percent (50%) at completion of the DC installation work to the Adjacent Arrangement. Mextel's AT&T Certified Supplier shall be responsible, at Mextel's sole expense, for filing the required documentation to obtain any and all necessary permits and/or licenses for an Adjacent Arrangement. AT&T shall allow Shared Caged Collocation within an Adjacent Arrangement, pursuant to the terms and conditions set forth in Section 3.3 above.

3.5 Direct Connect

3.5.1 AT&T will permit Mextel to directly interconnect between its own physical/virtual Collocation Spaces within the same AT&T Premises (Direct Connect). Mextel shall contract with an AT&T Certified Supplier to place the Direct Connect, which shall be provisioned using facilities owned by Mextel. A Direct Connect shall utilize AT&T common cable support structure. There will be a recurring charge per linear foot, per cable, of the actual common cable support structure used by Mextel to provision the Direct Connect between its physical/virtual Collocation Spaces. In those instances where Mextel's physical/virtual Collocation Spaces are contiguous in the central office, Mextel will have the option of using Mextel's own technicians to deploy the Direct Connect using either electrical or optical facilities between its Collocation Spaces by constructing its own dedicated cable support structure. Mextel will deploy such electrical or optical connections directly between its own equipment without being routed through AT&T's equipment or common cable support structure. Mextel may not self-provision a Direct Connect on any AT&T distribution frame, Point of Termination (POT) Bay, Digital System Cross-Connect (DSX) panel or Light Guide Cross-Connect (LGX) panel. Mextel is solely responsible for ensuring the integrity of the signal.

3.5.2 To place an order for a Direct Connect, Mextel must submit an Initial Application or Subsequent Application to AT&T. If no modification to the Collocation Space is requested other than the placement of a Direct Connect, the Co-Carrier Cross Connect/Direct Connect Application Fee for Direct Connect, as defined in Exhibit B, will apply. If other modifications are requested, in addition to the placement of a Direct Connect, either an Initial Application Fee or a Subsequent Application Fee will apply, pursuant to Section 6.2 below. AT&T will bill this nonrecurring charge on the date that AT&T provides an Application Response to Mextel.

3.6 Co-Carrier Cross Connect (CCXC)

3.6.1 A CCXC is a cross connection between Mextel and another collocated telecommunications carrier, other than AT&T, in the same AT&T Premises. Where technically feasible, AT&T will permit Mextel to interconnect between its Collocation Space(s) and the physical/virtual collocation space(s) of another collocated telecommunications carrier(s) within the same AT&T Premises via a CCXC, pursuant to the FCC's Rules. The other collocated telecommunications carrier's agreement must also contain CCXC rates, terms and conditions before AT&T will permit the provisioning of a CCXC between the two (2) collocated carriers. The applicable AT&T charges will be assessed to Mextel upon Mextel's request for the CCXC. Mextel is prohibited from using the Collocation Space for the sole or primary purpose of cross-connecting to other collocated telecommunications carriers.

3.6.2 Mextel must contract with an AT&T Certified Supplier to place the CCXC. The CCXC shall be provisioned using facilities owned by Mextel. Such cross-connections to other collocated telecommunications carriers may be made using either electrical or optical facilities. Mextel shall be responsible for providing a LOA, with the application, to AT&T from the other collocated telecommunications carrier to which it will be cross-connecting. The CCXC shall utilize AT&T common cable support structure. There will be a recurring charge per linear foot, per cable, of the

common cable support structure used by Mextel to provision the CCXC to the other collocated telecommunications carrier. In those instances where Mextel's equipment and the equipment of the other collocated telecommunications carrier are located in contiguous caged Collocation Space, Mextel may use its own technicians to install the CCXC using either electrical or optical facilities between the equipment of both collocated telecommunications carriers by constructing a dedicated cable support structure between the two (2) contiguous cages. Mextel shall deploy such electrical or optical cross-connections directly between its own equipment and the equipment of the other collocated telecommunications carrier without being routed through AT&T's equipment or, in the case of a CCXC provisioned between contiguous collocation spaces, common cable support structure. Mextel shall not provision CCXC on any AT&T distribution frame, POT Bay, DSX panel or LGX panel. Mextel is solely responsible for ensuring the integrity of the signal.

- 3.6.3 To place an order for a CCXC, Mextel must submit an application to AT&T. If no modification to the Collocation Space is requested other than the placement of a CCXC, the Co-Carrier Cross Connect/Direct Connect Application Fee for a CCXC, as defined in Exhibit B, will apply. If other modifications are requested, in addition to the placement of a CCXC, either an Initial Application or a Subsequent Application Fee will apply, pursuant to Section 6.2 below. AT&T will bill this nonrecurring charge on the date that it provides an Application Response to Mextel.

4 Occupancy

- 4.1 Space Ready Notification. AT&T will notify Mextel in writing when the Collocation Space is ready for occupancy (Space Ready Date).
- 4.2 Acceptance Walkthrough. Mextel will schedule and complete an acceptance walkthrough of new or additional provisioned Collocation Space with AT&T within fifteen (15) days after the Space Ready Date. AT&T will correct any identified deviations from Mextel's original or jointly amended application within seven (7) days after the walkthrough, unless the Parties mutually agree upon a different time frame. AT&T will then establish a new Space Ready Date. Another acceptance walkthrough will be scheduled and conducted within fifteen (15) days after the new Space Ready Date. This follow-up acceptance walkthrough will be limited to only those deviations identified in the initial walkthrough. If Mextel completes its acceptance walkthrough within the fifteen (15) day interval associated with the applicable Space Ready Date, billing will begin upon the date of Mextel's acceptance of the Collocation Space (Space Acceptance Date). In the event Mextel fails to complete an acceptance walkthrough within the fifteen (15) day interval associated with the applicable Space Ready Date, the Collocation Space shall be deemed accepted by Mextel on the Space Ready Date and billing will commence from that date.
- 4.3 Early Space Acceptance. If Mextel decides to occupy the Collocation Space prior to the Space Ready Date, the date Mextel executes the Agreement for Customer Access and Acceptance to Unfinished Collocation Space is the date that will be deemed the Space Acceptance Date and billing will begin from that date.
- 4.4 Equipment Installation. Mextel shall notify AT&T in writing that its collocation equipment installation is complete. Mextel's collocation equipment installation is complete when Mextel's equipment is connected to AT&T's network for the purpose of provisioning Telecommunication Services to Mextel's customers. AT&T may refuse to accept any orders for cross-connects until it has received such notice from Mextel.
- 4.5 Termination of Occupancy.
- 4.5.1 In addition to any other provisions addressing termination of occupancy in this Agreement, Mextel may terminate its occupancy of a particular Collocation Space by submitting a Subsequent

Application requesting termination of occupancy for such Collocation Space. Such termination shall be effective upon AT&T's acceptance of the Space Relinquishment Form. Billing for monthly recurring charges will cease on the date that Mextel and AT&T conduct an inspection of the terminated space and jointly sign off on the Space Relinquishment Form or on the date that Mextel signs off on the Space Relinquishment Form and sends this form to AT&T, provided no discrepancies are found during AT&T's subsequent inspection of the terminated space. If the subsequent inspection by AT&T reveals any discrepancies, billing will cease on the date that AT&T and Mextel jointly conduct an inspection, confirming that Mextel has corrected all of the noted discrepancies identified by AT&T. A Subsequent Application Fee will not apply for the termination of occupancy; however, specific disconnect fees may apply to the services terminating to such Collocation Space. The particular disconnect fees that would apply in each state are contained in Exhibit B.

- 4.5.2 Upon termination of occupancy, Mextel, at its sole expense, shall remove its equipment and any other property owned, leased or controlled by Mextel from the Collocation Space. Mextel shall have thirty (30) days from the Bona Fide Firm Order (BFFO) date (Termination Date) to complete such removal, including the removal of all equipment and facilities of Mextel's Guest(s), unless Mextel's Guest(s) has assumed responsibility for the Collocation Space housing the Guest(s)'s equipment and executed the appropriate documentation required by AT&T to transfer the Collocation Space to the Guest(s) prior to Mextel's Termination Date.
- 4.5.3 Mextel shall continue the payment of all monthly recurring charges to AT&T until the date Mextel, and if applicable Mextel's Guest(s), has fully vacated the Collocation Space and the Space Relinquishment Form has been accepted by AT&T. If Mextel or Mextel's Guest(s) fails to vacate the Collocation Space within thirty (30) days from the Termination Date, AT&T shall have the right to remove and dispose of the equipment and any other property of Mextel or Mextel's Guest(s), in any manner that AT&T deems fit, at Mextel's expense and with no liability whatsoever for Mextel's property or Mextel's Guest(s) property.
- 4.5.4 Upon termination of Mextel's right to occupy specific Collocation Space, the Collocation Space will revert back to AT&T's central office space inventory. Mextel shall surrender the Collocation Space to AT&T in the same condition as when it was first occupied by Mextel, with the exception of ordinary wear and tear, unless otherwise agreed to by the Parties. Mextel's AT&T Certified Supplier shall be responsible for updating and making any necessary changes to AT&T's records as required by AT&T specifications including, but not limited to, AT&T's Central Office Record Drawings and ERMA Records. Mextel shall be responsible for the cost of removing any Mextel constructed enclosure, as well as any supporting structures (e.g., racking, conduits, power cables, etc.), by the Termination Date and restoring the grounds to their original condition.

5 Use of Collocation Space

5.1 Equipment Type

- 5.1.1 AT&T shall permit the collocation and use of any equipment necessary for interconnection to AT&T's network and/or access to AT&T's unbundled network elements in the provision of Telecommunications Services, as the term "necessary" is defined by FCC 47 C.F.R. § 51.323 (b). The primary purpose and function of any equipment collocated in an AT&T Premises must be for interconnection to AT&T's network or access to AT&T's unbundled network elements in the provision of Telecommunications Services. Equipment is necessary for interconnection if an inability to deploy that equipment would, as a practical, economical, or operational matter, preclude the requesting carrier from obtaining interconnection with AT&T at a level equal in quality to that which AT&T obtains within its own network or what AT&T provides to any affiliate, subsidiary, or

other party.

- 5.1.2 Examples of equipment that would not be considered necessary include, but are not limited to: traditional circuit switching equipment, equipment used exclusively for call-related databases, computer servers used exclusively for providing information services, OSS equipment used to support collocated telecommunications carrier network operations, equipment that generates customer orders, manages trouble tickets or inventory, or stores customer records in centralized databases, etc. AT&T will determine upon receipt of an application if the requested equipment is necessary based on the criteria established by the FCC. Multifunctional equipment placed on an AT&T Premises must not place any greater relative burden on AT&T's property than comparable single-function equipment. AT&T reserves the right to allow the collocation of any equipment on a nondiscriminatory basis.
- 5.1.3 Such equipment must, at a minimum, meet the following Telcordia Network Equipment Building Systems (NEBS) General Equipment Requirements: for Central Offices Criteria Level 1 requirements as outlined in Telcordia Special Report SR-3580, Issue 1 and for Remote Sites Criteria Level 3 requirements as outlined in the Telcordia Special report SR-3580, Issue 1. Except where otherwise required by a Commission, AT&T shall comply with the applicable FCC rules relating to denial of collocation equipment based on Mextel's failure to comply with this Section.
- 5.1.3.1 To the extent Mextel wishes to place equipment in its collocation that does not meet the standards set forth in 5.1.3, Mextel may request in writing, pursuant to the Notices section of the General Terms & Conditions, a waiver to such standards. AT&T may provide a waiver in its sole discretion.
- 5.1.4 At a Remote Site, all Mextel equipment installation shall comply with AT&T TR 73503-11h, "Grounding - Engineering Procedures". Metallic cable sheaths and metallic strength members of optical fiber cables as well as the metallic cable sheaths of all copper conductor cables shall be bonded to the designated grounding bus for the Remote Site Location. All copper conductor pairs, working and non-working, shall be equipped with a solid-state protector unit (over-voltage protection only), which has been listed by a nationally recognized testing laboratory.
- 5.2 Terminations. Mextel shall not request more DS0, DS1, DS3 and/or optical terminations for a collocation arrangement than the total port or termination capacity of the equipment physically installed in the Collocation Space. The total capacity of the equipment collocated in the Collocation Space will include equipment contained in an application, as well as any equipment already placed in the Collocation Space. If full network termination capacity of the equipment being installed is not requested in the application submitted by Mextel, additional network terminations for the installed equipment will require the submission of a Subsequent Application. In the event Mextel submits an application for terminations that will exceed the total capacity of the collocated equipment, Mextel will be informed of the discrepancy by AT&T and required to submit a revision to the application.
- 5.3 Security Interest in Equipment. Commencing with the most current calendar quarter after the Effective Date of this Agreement, and thereafter with respect to each subsequent calendar quarter during the term of this Agreement, Mextel will, no later than thirty (30) days after the close of such calendar quarter, provide a report to ICS Collocation Product Management, Room 34th Floor, 675 W. Peachtree Street, Atlanta, Georgia 30375, listing any equipment in the Collocation Space (i) that was added during the calendar quarter to which such report pertains, and (ii) for which there is a UCC-1 lien holder or to another entity that has a secured financial interest in such equipment (Secured Equipment). If no Secured Equipment has been installed within a given calendar quarter, no report shall be due hereunder in connection with such calendar quarter.
- 5.4 No Marketing. Mextel shall not use the Collocation Space for marketing purposes, nor shall it place any identifying signs or markings outside the Collocation Space or on the grounds of the

AT&T Premises.

- 5.5 Equipment Identification. Mextel shall place a plaque or affix other identification (e.g., stenciling or labeling) to each piece of Mextel's equipment, including the appropriate emergency contacts with their corresponding telephone numbers, in order for AT&T to properly identify Mextel's equipment in the case of an emergency. For caged Collocation Space, such identification must be placed on a plaque affixed to the outside of the caged enclosure.
- 5.6 Entrance Facilities.
- 5.6.1 Mextel may elect to place Mextel-owned or Mextel leased fiber entrance facilities into its Collocation Space. AT&T will designate the point of interconnection in close proximity to the AT&T Premises housing the Collocation Space, such as at an entrance manhole or a cable vault for Central Offices, which is physically accessible by both Parties. For Central Offices, Mextel will provide and place fiber cable in the entrance manhole of sufficient length to be pulled through conduit and into the splice location. Mextel will provide and install a sufficient length of fire retardant riser cable, to which AT&T will splice the entrance cable. The fire retardant riser cable will extend from the splice location to Mextel's equipment in Mextel's Collocation Space. In the event Mextel utilizes a non-metallic, riser-type entrance facility, a splice will not be required. For Remote Terminals Mextel will provide and place copper cable through conduit from the Remote Site Collocation Space to the feeder distribution interface. Such copper cable must be of sufficient length to reach the splice location for splicing by AT&T. Mextel must contact AT&T for authorization and instruction prior to placing any entrance facility cable in an entrance manhole or cable vault. Mextel is responsible for the maintenance of the entrance facilities. Nonrecurring charges for cable installation will be assessed on a per cable basis as set forth in Exhibit B upon receipt of Mextel's BFFO. Recurring charges for the cable support structure will be billed at the rates set forth in Exhibit B.
- 5.6.2 Central Office Microwave Transmission Facilities. At Mextel's request, AT&T will accommodate, where technically feasible and space is available, a microwave entrance facility, pursuant to separately negotiated rates, terms and conditions.
- 5.6.3 Central Office Copper and Coaxial Cable Entrance Facilities. In Florida and Georgia, AT&T shall permit Mextel to use copper or coaxial cable entrance facilities, if approved by the Commission, but only in those rare instances where Mextel demonstrates a necessity and entrance capacity is not at or near exhaust in a particular AT&T Premises in which Mextel's Collocation Space is located. In Florida, Mextel must have approval by the Commission before it submits a request for copper entrance facilities. Notwithstanding the foregoing, in the case of adjacent collocation, copper facilities may be used between the adjacent collocation arrangement and the central office demarcation point, unless AT&T determines that limited space is available for the placement of these entrance facilities.
- 5.7 Dual Entrance Facilities at a Central Office. AT&T will provide at least two (2) interconnection points at each Central Office where at least two (2) such interconnection points are available and capacity exists. Upon receipt of a request by Mextel for dual entrance facilities to its physical Collocation Space, AT&T shall provide Mextel with information regarding AT&T's capacity to accommodate the requested dual entrance facilities. If conduit in the serving manhole(s) is available and is not reserved for another purpose or for utilization within twelve (12) months of the receipt of an application for collocation, AT&T will make the requested conduit space available for the installation of a second entrance facility to Mextel's Collocation Space. The location of the serving manhole(s) will be determined at the sole discretion of AT&T. Where dual entrance facilities are not available due to a lack of capacity, AT&T will provide this information to Mextel in

the Application Response.

5.8 Shared Use

5.8.1 Mextel may utilize spare capacity on an existing telecommunications carrier's entrance facility for the purpose of obtaining an entrance facility to Mextel's Collocation Space within the same AT&T Premises.

5.8.2 AT&T shall allow the splice, as long as the fiber is non-working dark fiber. Mextel must arrange with AT&T in accordance with AT&T's Special Construction Procedures, RL93-11-030BT, and provide a LOA from the other telecommunications carrier authorizing AT&T to perform the splice of the Mextel-provided riser cable to the spare capacity on the other telecommunications carrier's entrance facility. If Mextel desires to allow another telecommunications carrier to use its entrance facilities, the telecommunications carrier must arrange with AT&T in accordance with AT&T's Special Construction Procedures, RL93-11-030BT, and provide a LOA from Mextel authorizing AT&T to perform the splice of the telecommunications carrier's provided riser cable to the spare capacity on Mextel's entrance facility.

5.9 Demarcation Point

5.9.1 In Tennessee, if Mextel elects the Tennessee Regulatory Authority (TRA) rates as set forth in Exhibit C, the additional language also set forth in Exhibit C for Demarcation Point, will be effective in conjunction with the remaining terms and conditions of this Attachment.

5.9.2 AT&T will designate the point(s) of demarcation between Mextel's equipment and/or network facilities and AT&T's network facilities. For 2-wire and 4-wire connections, the demarcation point shall be a common block on the AT&T designated conventional distribution frame. Mextel shall be responsible for providing the common block and cabling and Mextel's AT&T Certified Supplier shall be responsible for installing and properly labeling/stenciling the common block and any necessary cabling identified in Section 7 below. For DS1, DS3, STS1, and optical terminations, AT&T shall designate, provide, and install demarcation point hardware on a per arrangement basis. Mextel shall be responsible for providing, and Mextel's AT&T Certified Supplier shall be responsible for installing any necessary cabling and properly labeling/stenciling the demarcation point hardware for terminations identified in Section 7 below.

5.9.3 Mextel or its agent must install, maintain and operate the equipment/facilities on its side of the demarcation point, pursuant to Section 5.10 below and may self-provision cross-connects that may be required within its own Collocation Space to activate service requests.

5.10 Equipment and Facilities. Mextel, or if required by this Attachment, Mextel's AT&T Certified Supplier, is solely responsible for the design, engineering, installation, testing, provisioning, performance, monitoring and maintenance/repair of the equipment and network facilities used by Mextel, which must be performed in compliance with all applicable AT&T specifications. Such equipment and network facilities may include, but are not limited to, cable(s), equipment, and POT connections. Mextel and its designated AT&T Certified Supplier must follow and comply with all AT&T specifications outlined in the following AT&T Technical Requirements: TR 73503, TR 73519, TR 73572 and TR 73564.

5.11 AT&T's Access to Collocation Space

5.11.1 From time to time, AT&T may require access to Mextel's Collocation Space. AT&T retains the right to access Mextel's Collocation Space for the purpose of making AT&T equipment and building modifications (e.g., installing, altering or removing racking, ducts, electrical wiring, HVAC, and cabling). In such cases, AT&T will give notice to Mextel at least forty-eight (48) hours before

access to Mextel's Collocation Space is required. Mextel may elect to be present whenever AT&T performs work in the Mextel's Collocation Space. The Parties agree that Mextel will not bear any of the expense associated with this type of work.

- 5.11.2 In the case of an emergency, AT&T will provide oral notice of entry as soon as reasonably practicable after such entry.
- 5.11.3 Mextel must provide the local AT&T Central Office Building Contact with two (2) Access Devices that will allow AT&T entry into any enclosed and locked Collocation Space including, but not limited to, an Adjacent Arrangement, pursuant to the requirements contained in this Section.
- 5.12 Mextel's Access
- 5.12.1 Pursuant to Section 12 below, Mextel shall have access to its Collocation Space twenty-four (24) hours a day, seven (7) days a week. Mextel agrees to provide the name, date of birth and either the social security number or driver's license number of each employee, supplier or agent of Mextel or Mextel's Guest(s) with Mextel's written request for access keys or cards (Access Devices) for specific AT&T Premises, prior to the issuance of said Access Devices, using Form RF-2906-C, the "CLEC and CLEC Certified Supplier Access Request and Acknowledgement" form. The appropriate key acknowledgement forms (the "Collocation Acknowledgement Sheet" for access cards and the "Key Acknowledgement Form" for keys) must be signed by Mextel and returned to AT&T Access Management within fifteen (15) days of Mextel's receipt of these forms. Failure to return these properly acknowledged forms will result in the subsequent access key or card requests being held by AT&T until the proper acknowledgement documents have been received by AT&T and reflect current information. Charges for Security Access System and for Security Access Devices will be billed at the rates set forth in Exhibit B. Access Devices may not be duplicated under any circumstances. Mextel agrees to be responsible for all Access Devices and for the return of all Access Devices in the possession of Mextel's employees, suppliers, agents or Guests after termination of the employment relationship, the contractual obligation with Mextel ends, upon the termination of this Agreement, or upon the termination of occupancy of Collocation Space in a specific AT&T Premises. Mextel shall pay all applicable charges associated with lost or stolen Access Devices.
- 5.12.2 Mextel must submit to AT&T the completed Access Control Request Form for all employees, suppliers, agents or Guests requiring access to an AT&T Premises at least thirty (30) days prior to the date Mextel desires to gain access to the Collocation Space. In order to permit reasonable access during construction of the Collocation Space, Mextel may submit a request for its one (1) free accompanied site visit to its designated Collocation Space at any time subsequent to AT&T's receipt of the BFFO. In the event Mextel desires access to its designated Collocation Space after the first accompanied free visit and Mextel's access request form(s) has not been approved by AT&T or Mextel has not yet submitted an access request form to AT&T, Mextel shall be permitted to access the Collocation Space accompanied by an AT&T security escort, at Mextel's expense, which will be assessed pursuant to the Security Escort fees contained in Exhibit B. Mextel must request that escorted access be provided by AT&T to Mextel's designated Collocation Space at least three (3) business days prior to the date such access is desired. An AT&T security escort will be required whenever Mextel or its approved agent or supplier requires access to the entrance manhole.
- 5.13 Lost or Stolen Access Devices. Mextel shall immediately notify AT&T in writing when any of its Access Devices have been lost or stolen. If it becomes necessary for AT&T to re-key buildings or deactivate an Access Device as a result of a lost or stolen Access Device(s) or for failure of Mextel's employees, suppliers, agents or Guest(s) to return an Access Device(s), Mextel shall pay

for the costs of re-keying the building or deactivating the Access Device(s).

5.14 Interference or Impairment

5.14.1 Notwithstanding any other provisions of this Attachment, Mextel shall not use any product or service provided under this Agreement, any other service related thereto or used in combination therewith, or place or use any equipment or facilities in any manner that (1) significantly degrades, interferes with or impairs service provided by AT&T or any other entity or any person's use of its telecommunications services; (2) endangers or damages the equipment, facilities or any other property of AT&T or any other entity or person; (3) compromises the privacy of any communications routed through the AT&T Premises; or (4) creates an unreasonable risk of injury or death to any individual or to the public. If AT&T reasonably determines that any equipment or facilities of Mextel violates the provisions of this paragraph, AT&T shall provide written notice to Mextel, which shall direct Mextel to cure the violation within forty-eight (48) hours of Mextel's receipt of written notice or, if such cure is not feasible, at a minimum, to commence curative measures within twenty-four (24) hours and exercise reasonable diligence to complete such measures as soon as possible thereafter. After receipt of the notice, the Parties agree to consult immediately and, if necessary, to conduct an inspection of the Collocation Space.

5.14.2 Except in the case of the deployment of an advanced service which significantly degrades the performance of other advanced services or traditional voice band services, if Mextel fails to cure the violation within forty-eight (48) hours or, if such cure is not possible, to commence curative action within twenty-four (24) hours and exercise reasonable diligence to complete such action as soon as possible, or if the violation is of a character that poses an immediate and substantial threat of damage to property or injury or death to any person, or any other significant degradation, interference or impairment of AT&T's or another entity's service, then and only in that event, AT&T may take such action as it deems necessary to eliminate such threat including, without limitation, the interruption of electrical power to Mextel's equipment and/or facilities. AT&T will endeavor, but is not required, to provide notice to Mextel prior to the taking of such action and AT&T shall have no liability to Mextel for any damages arising from such action, except to the extent that such action by AT&T constitutes willful misconduct.

5.14.3 For purposes of this Section, the term "significantly degrades" shall be defined as an action that noticeably impairs a service from a user's perspective. In the case of the deployment of an advanced service which significantly degrades the performance of other advanced services or traditional voice band services and Mextel fails to cure the violation within forty-eight (48) hours, or if such cure is not possible, to commence curative action within twenty-four (24) hours and exercise reasonable diligence to complete such action as soon as possible, AT&T will establish before the appropriate Commission that the technology deployed is causing the significant degradation. Any claims of network harm presented to Mextel or, if subsequently necessary, the Commission must be provided by AT&T with specific and verifiable information. When AT&T demonstrates that a certain technology deployed by Mextel is significantly degrading the performance of other advanced services or traditional voice band services, Mextel shall discontinue deployment of that technology and migrate its customers to other technologies that will not significantly degrade the performance of such services. Where the only degraded service itself is a known disturber, and the newly deployed technology satisfies at least one of the criteria for a presumption that it is acceptable for deployment, pursuant to 47 C.F.R. § 51.230, the degraded service shall not prevail against the newly-deployed technology.

5.15 Personalty and Its Removal. Facilities and equipment placed by Mextel in the Collocation Space shall not become a part of the Collocation Space, even if nailed, screwed or otherwise fastened to the Collocation Space, but shall retain their status as personal property and may be removed by

Mextel at any time. Any damage caused to the Collocation Space by Mextel's employees, suppliers, agents or Guests during the installation or removal of such property shall be promptly repaired by Mextel at its sole expense. If Mextel decides to remove equipment and/or facilities from its Collocation Space and the removal requires no physical work be performed by AT&T and Mextel's physical work includes, but is not limited to, power reduction, cross-connects, or tie pairs, AT&T will bill Mextel the Administrative Only Application Fee associated with the type of removal activity performed by Mextel, as set forth in Exhibit B. This nonrecurring fee will be billed on the date that AT&T provides an Application Response to Mextel.

- 5.16 Alterations. Under no condition shall Mextel or any person acting on behalf of Mextel make any rearrangement, modification, augment, improvement, addition, and/or other alteration which could affect in any way space, power, HVAC, and/or safety considerations to the Collocation Space or the AT&T Premises, hereinafter referred to individually or collectively as "Alterations", without the express written consent of AT&T, which shall not be unreasonably withheld. The cost of any such Alteration shall be paid by Mextel. An Alteration shall require the submission of a Subsequent Application and will result in the assessment of the applicable application fee associated with the type of alteration requested, as set forth in Sections 6.2.1 and 7.1.4 below, which will be billed by AT&T on the date that AT&T provides Mextel with an Application Response.
- 5.17 Central Office Janitorial Service. Mextel shall be responsible for the general upkeep of its Collocation Space. Mextel shall arrange directly with an AT&T Certified Supplier for janitorial services applicable to caged Collocation Space. Upon request, AT&T shall provide a list of such suppliers on an AT&T Premises-specific basis.
- 5.18 Upkeep of Remote Collocation Space. Mextel shall be responsible for the general upkeep and cleaning of the Remote Collocation Space. Mextel shall be responsible for removing any of Mextel's debris from the Remote Collocation Space and from in and around the Remote Site Location on each visit.
- 6 Ordering and Preparation of Collocation Space**
- 6.1 Initial Application. For Mextel's or Mextel's Guest's(s') initial equipment placement, Mextel shall input a physical Expanded Interconnection Application Document (Initial Application) for physical Collocation Space directly into AT&T's electronic application (e.App) system for processing. The Initial Application is considered Bona Fide when it is complete and accurate, meaning that all of the required fields on the Initial Application are completed with the appropriate type of information. An Initial Application Fee, as set forth in Exhibit B, will apply to each Initial Application submitted by Mextel for Central Office or Remote Site Collocation, as applicable, and will be billed by AT&T on the date AT&T provides Mextel with an Application Response.
- 6.1.1 For Remote Site Collocation, a request for additional space at a later date will require the submission of an Initial Application. The installation of additional shelves/equipment within an existing bay does not require an Initial Application.
- 6.2 Subsequent Application. In the event Mextel or Mextel's Guest(s) desires to modify its use of the Collocation Space in a Central Office after a BFFO, Mextel shall complete an application that contains all of the detailed information associated with a requested Alteration of the Collocation Space, as defined in Section 5.15 above (Subsequent Application). The Subsequent Application will be considered Bona Fide when it is complete and accurate, meaning that all of the required fields on the Subsequent Application have been completed with the appropriate type of information associated with the requested Alteration. AT&T shall determine what modifications, if any, to the

AT&T Premises are required to accommodate the change(s) requested by Mextel in the Subsequent Application. Such modifications to the AT&T Premises may include, but are not limited to, floor loading changes, changes necessary to meet HVAC requirements, changes to power plant requirements, equipment additions, etc.

- 6.2.1 Subsequent Application Fees. The application fee paid by Mextel for an Alteration in a Central Office shall be dependent upon the level of assessment needed to provide a complete Application Response for the Alteration requested. Where the Subsequent Application does not require provisioning or construction work, but requires AT&T to perform an administrative activity, an Administrative Only Application Fee shall apply as set forth in Exhibit B. The Administrative Only Application Fee will apply to Subsequent Applications associated with a transfer of ownership of the Collocation Space, the addition, exchange or removal of equipment from the Collocation Space (where the removal requires no physical work to be performed by AT&T which require no additional space, power or terminations to be provided to Mextel's collocation arrangement), and a virtual-to-physical conversion (in place). The Co-Carrier Cross Connect/Direct Connect Application Fee will apply when Mextel submits a Subsequent Application for a direct connection between its own physical and virtual Collocation Space(s) in the same AT&T Central Office or between its physical or virtual Collocation Space and that of another collocated telecommunications carrier within the same AT&T Central Office. In Florida and Tennessee, the Power Reconfiguration Only Application Fee will apply when Mextel submits a Subsequent Application that reflects only an upgrade or reduction in the amount of power that AT&T is currently providing to Mextel's physical Collocation Space in a Central Office. The fee for a Subsequent Application, for which the Alteration requested has limited effect (e.g., requires limited assessment and sufficient cable support structure, HVAC, power and terminations are available), shall be the Subsequent Application Fee, as set forth in Exhibit B. The appropriate nonrecurring application fee will be billed on the date that AT&T provides Mextel with an Application Response.
- 6.3 Space Preferences. If Mextel has previously requested and received a Space Availability Report for the AT&T Premises, Mextel may submit up to three (3) space preferences on its application by identifying the specific space identification numbers referenced on the Space Availability Report for the space it is requesting. In the event AT&T cannot accommodate Mextel's space preference(s), Mextel may accept the space allocated by AT&T or cancel its application and submit another application requesting additional space preferences for the same AT&T Premises. This application will be treated as a new application and the appropriate application fee will apply. The application fee will be billed by AT&T on the date that AT&T provides Mextel with an Application Response.
- 6.4 Space Availability Notification
- 6.4.1 For all states except Florida and Tennessee, AT&T will respond to an application within ten (10) days as to whether space is available or not available within the requested AT&T Premises. In Florida and Tennessee, AT&T will respond to an application within fifteen (15) days as to whether space is available or not available within an AT&T Premises. AT&T's e.App system will reflect when Mextel's application is Bona Fide. If the application cannot be Bona Fide, AT&T will identify what revisions are necessary for the application to become Bona Fide.
- 6.4.2 If the amount of space requested is not available, AT&T will notify Mextel of the amount of space that is available and no application fee will apply. When AT&T's response includes an amount of space less than that requested by Mextel or space that is configured differently, no application fee will apply. If Mextel decides to accept the available space, Mextel must resubmit its application to reflect the actual space available, including the configuration of the space, prior to submitting a BFFO. When Mextel resubmits its application to accept the available space, AT&T will bill Mextel the appropriate application fee.

- 6.5 Denial of Application. If AT&T notifies Mextel that no space is available (Denial of Application), AT&T will not assess an application fee to Mextel. After notifying Mextel that AT&T has no available space in the requested AT&T Premises, AT&T will allow Mextel, upon request, to tour the entire AT&T Premises within ten (10) days of such Denial of Application. In order to schedule this tour, AT&T must receive the request for the tour of the AT&T Premises within five (5) days of the Denial of Application.
- 6.6 Petition for Waiver. Upon Denial of Application, AT&T will timely file a petition with the appropriate Commission pursuant to 47 U.S.C. § 251(c)(6). AT&T shall provide to the Commission any information requested by that Commission. Such information shall include which space, if any, AT&T or any of AT&T's affiliates have reserved for future use and a detailed description of the specific future uses for which the space has been reserved. Subject to an appropriate nondisclosure agreement or provision, AT&T shall permit Mextel to inspect any floor plans or diagrams that AT&T provides to the Commission.
- 6.7 Waiting List
- 6.7.1 On a first-come, first-serve basis, which is governed by the date of receipt of an application or Letter of Intent, AT&T will maintain a waiting list of requesting telecommunications carriers that have either received a Denial of Application or, where it is publicly known that an AT&T Premises is out of space, have submitted a Letter of Intent to collocate in that AT&T Premises. AT&T will notify each telecommunications carrier on the waiting list that can be accommodated by the amount of space that becomes available, according to the position of the telecommunications carrier on said waiting list.
- 6.7.2 In Florida, on a first-come, first-serve basis, which is governed by the date of receipt of an application or Letter of Intent, AT&T will maintain a waiting list of requesting telecommunications carriers that have either received a Denial of Application or, where it is publicly known that an AT&T Premises is out of space, have submitted a Letter of Intent to collocate in that AT&T Premises. Sixty (60) days prior to space becoming available, if known, AT&T will notify the Commission and the telecommunications carriers on the waiting list by mail when space will become available. If AT&T does not know sixty (60) days in advance of when space will become available, AT&T will notify the Commission and the telecommunications carriers on the waiting list within two (2) business days of the determination that space will become available. A telecommunications carrier that, upon denial of physical Collocation Space, requests virtual Collocation Space shall automatically be placed on the waiting list for physical Collocation Space that may become available in the future.
- 6.7.3 When physical Collocation Space becomes available, Mextel must submit an updated, complete and accurate application to AT&T within thirty (30) days of notification by AT&T that physical Collocation Space will be available in the requested AT&T Premises previously out of space. If Mextel has originally requested caged Collocation Space and cageless Collocation Space becomes available, Mextel may refuse such space and notify AT&T in writing, within the thirty (30) day timeframe referenced above, that Mextel wishes to maintain its place on the waiting list for caged physical Collocation Space, without accepting the available cageless Collocation Space.
- 6.7.4 Mextel may accept an amount of space less than what it originally requested by submitting an application as set forth above, and upon request, may maintain its position on the waiting list for the remaining space that was initially requested. If Mextel does not submit an application or notify AT&T in writing within the thirty (30) day timeframe as described in Section 6.7.2 above, AT&T will offer the available space to the next telecommunications carrier on the waiting list and remove Mextel from the waiting list. Upon request, AT&T will advise Mextel as to its position on the waiting

list for a particular AT&T Premises.

- 6.8 Public Notification. AT&T will maintain on its Wholesale – Southeast Region Web site, a notification document that will indicate all AT&T Premises that are without available space. AT&T shall update such document within ten (10) days of the date that AT&T becomes aware that insufficient space is available to accommodate physical Collocation. AT&T will also post a document on its Wholesale – Southeast Region Web site that contains a general notice when space becomes available in an AT&T Premises previously on the space exhaust list.
- 6.9 Application Response
- 6.9.1 In Alabama, Georgia, Kentucky, Louisiana, Mississippi, North Carolina and South Carolina, when space has been determined to be available for physical (caged or cageless) Collocation arrangements, AT&T will provide an Application Response within twenty (20) days of receipt of a Bona Fide application. The Application Response will be a written response that includes sufficient information to enable Mextel to place a Firm Order, which, at a minimum, will include the configuration of the space, the Cable Installation Fee, the Cable Records Fee, and any other applicable space preparation fees, as described in Section 8 below.
- 6.9.2 In Florida and Tennessee, within fifteen (15) days of receipt of a Bona Fide application, when space has been determined to be available or when a lesser amount of space than that requested is available, then with respect to the space available, AT&T will provide an Application Response including sufficient information to enable Mextel to place a Firm Order. The Application Response will include, at a minimum, the configuration of the space, the Cable Installation Fee, the Cable Records Fee and any other applicable space preparation fees, as described in Section 8 below. When Mextel submits ten (10) or more applications within ten (10) days, the initial fifteen (15) day response interval will increase by ten (10) days for every additional ten (10) applications or fraction thereof.
- 6.10 Application Modifications. If a modification or revision is made to any information in the Bona Fide application after AT&T has provided the Application Response and prior to a BFFO, with the exception of modifications to (1) Customer Information, (2) Contact Information or (3) Billing Contact Information, whether at the request of Mextel or as necessitated by technical considerations, the application shall be considered a new application and handled as a new application with respect to the response and provisioning intervals. AT&T will charge Mextel the appropriate application fee associated with the level of assessment performed by AT&T, pursuant to Sections 6.1 and 6.2 above.
- 6.11 Bona Fide Firm Order
- 6.11.1 Mextel shall indicate its intent to proceed with a Collocation Space request in an AT&T Premises by submitting a BFFO to AT&T. The BFFO must be received by AT&T no later than thirty (30) days after AT&T's Application Response to Mextel's Bona Fide application or Mextel's application will expire.
- 6.11.2 AT&T will establish a Firm Order date based upon the date AT&T is in receipt of Mextel's BFFO. AT&T will acknowledge the receipt of Mextel's BFFO within seven (7) days of receipt, so that Mextel will have positive confirmation that its BFFO has been received. AT&T's response to a BFFO will include a Firm Order Confirmation, which contains the firm order date. No revisions may be made to a BFFO.

7 Construction and Provisioning

7.1 Construction and Provisioning Intervals

7.1.1 In Florida and Tennessee, AT&T will complete construction of physical Collocation Space as soon as possible within a maximum of ninety (90) days from receipt of a BFFO or as agreed to by the Parties. For virtual Collocation Space, AT&T will complete construction as soon as possible within a maximum of sixty (60) days from receipt of a BFFO or as agreed to by the Parties. For Alterations requested to Collocation Space after the initial space has been completed, AT&T will complete construction for Collocation Space as soon as possible within a maximum of forty-five (45) days from receipt of a BFFO or as agreed to by the Parties, as long as no additional space has been requested by Mextel. If additional space has been requested by Mextel, AT&T will complete construction for the requested Collocation Space as soon as possible within a maximum of ninety (90) days from receipt of a BFFO for physical Collocation Space and forty five (45) days from receipt of a BFFO for virtual Collocation Space. If AT&T does not believe that construction will be completed within the relevant provisioning interval and AT&T and Mextel cannot agree upon a completion date, within forty-five (45) days of receipt of the BFFO for an initial request, or within thirty (30) days of receipt of the BFFO for an Alteration, AT&T may seek an extension from the Commission.

7.1.2 In Alabama, Georgia, Kentucky, Louisiana, Mississippi, North Carolina and South Carolina, AT&T will complete construction for caged physical Collocation Space under ordinary conditions as soon as possible within a maximum of ninety (90) days from receipt of a BFFO or as agreed to by the Parties. AT&T will complete construction for cageless physical Collocation Space under ordinary conditions as soon as possible within a maximum of sixty (60) days from receipt of a BFFO and ninety (90) days from receipt of a BFFO for extraordinary conditions, or as agreed to by the Parties. Ordinary conditions are defined as space available with only minor changes required to AT&T's support systems. (Examples include, but are not limited to: minor modifications to HVAC, cabling and AT&T's power plant.) Extraordinary conditions include, but may not be limited to: major AT&T equipment rearrangements or additions; power plant additions or upgrades; major mechanical additions or upgrades; major upgrades for ADA compliance; environmental hazards or hazardous materials abatement; and arrangements for which equipment shipping intervals are extraordinary in length. The Parties may mutually agree to renegotiate an alternative provisioning interval for the Collocation Space requested or AT&T may seek a waiver from the ordered interval, as set forth above, from the appropriate Commission, if AT&T does not believe that construction will be completed within the relevant provisioning interval.

7.1.3 Records Only Change. When Mextel adds equipment, that was originally included on Mextel's Initial Application or a Subsequent Application, and the installation of this equipment requires no additional space preparation work or cable terminations on the part of AT&T, then AT&T will impose no additional charges or intervals.

7.1.4 For Central Offices in the states of Alabama, Georgia, Kentucky, Louisiana, Mississippi, North Carolina, and South Carolina, AT&T will provide the reduced intervals outlined below to Mextel, when Mextel requests an Alteration specifically identified in Sections 7.1.4.1 through 7.1.4.9 below as an "Augment". Except as otherwise set forth in Section 7.1.4.10 below, such Augment will require a Subsequent Application and will result in the assessment of the appropriate application fee associated with the type of Augment requested by Mextel. AT&T will assess the appropriate nonrecurring application fee set forth in Exhibit B on the date that it provides an Application Response to Mextel.

- 7.1.4.1 Simple Augments will be completed within twenty (20) days after receipt of the BFFO for an:
- Extension of Existing AC Circuit Capacity within Arrangement where Sufficient Circuit Capacity is Available
 - Fuse Change and/or Increase or Decrease -48 Volt (-48V) DC Power
- 7.1.4.2 Minor Augments will be completed within forty-five (45) days after receipt of the BFFO for:
- 168 DS1 Terminations at the AT&T Demarcation Frame (Databasing Only; Panels, Relay Racks and Overhead Racking Exist)
 - 96 DS3 Terminations at the AT&T Demarcation Frame (Databasing Only; Panels, Relay Racks and Overhead Racking Exist)
 - 99 Fiber terminations at the AT&T Demarcation Frame (Databasing Only; Panels, Relay Racks and Overhead Racking Exist)
 - Maximum of 2000 Service Ready DS0 Terminations at the AT&T Demarcation Frame (Databasing Only; Panels, Relay Racks and Overhead Racking Exist)
- 7.1.4.3 Intermediate Augments will be completed within sixty (60) days after receipt of the BFFO for:
- 168 DS1s (Databasing and Installation of Termination Panels, Relay Racks or Additional Structure, as Required)
 - 96 DS3s (Databasing and Installation of Termination Panels, Relay Racks or Additional Structure, as Required)
 - 99 Fiber Terminations (Databasing and Installation of Termination Panels, Relay Racks or Additional Structure, as Required)
 - 2000 DS0s (Databasing and Installation of Termination Panels, Relay Racks or Additional Structure, as Required)
 - Installation of Cable Racking or Other Support Structure, as Required, to Support CCXCs (Adequate Floor or Ceiling Structural Capacity Exists and Support/Protection structure for Fiber Patch Cord is Excluded)
- 7.1.4.4 Major Augments of physical Collocation Space will be completed within ninety (90) days after BFFO. All requests for additional Physical Collocation Space (caged or cageless) are included in this category.
- 7.1.4.5 Major Augments of virtual Collocation Space will be completed within seventy-five (75) days after BFFO. This category includes all requests for additional virtual Collocation Space.
- 7.1.4.6 If Mextel submits an Augment that includes two (2) Augment items from the same category in either Sections 7.1.4.1, 7.1.4.2 or 7.1.4.3 above, the provisioning interval associated with the next highest Augment category will apply (e.g., if two (2) items from the Minor Augment category are requested on the same request, then an interval of sixty (60) days from the receipt of the BFFO would apply, which is the interval associated with the Intermediate Augment category).
- 7.1.4.7 If Mextel submits an Augment that includes three (3) Augment items from the same category in either Sections 7.1.4.1, 7.1.4.2, or 7.1.4.3 above, the Major Augment interval of ninety (90) days from the receipt of the BFFO would apply (e.g., if three (3) items from the Simple Augment category are requested on the same request for a physical Collocation arrangement, then an interval of ninety (90) days from the receipt of the BFFO would apply, which is the Major physical Augment interval; likewise if three (3) items from the Simple Augment category are requested on the same request for a virtual Collocation arrangement, then an interval of seventy-five (75) days

from the receipt of the BFFO would apply, which is the Major virtual Augment interval).

- 7.1.4.8 If Mextel submits an Augment that includes one (1) Augment item from two (2) separate categories in Sections 7.1.4.1, 7.1.4.2 and 7.1.4.3 above, the Augment interval associated with the highest Augment category will apply (e.g., if an item from the Minor Augment category and an item from the Intermediate Augment category are requested on the same request, then an interval of sixty (60) days from the receipt of the BFFO would apply, which is the interval associated with the Intermediate Augment category).
- 7.1.4.9 All Augments not expressly included in the Simple, Minor, Intermediate or Major Augment categories, as outlined above, will be placed into the appropriate category as negotiated by Mextel and AT&T. If Mextel and AT&T are unable to determine the appropriate category through negotiation, then the appropriate Major Augment category, identified in Sections 7.1.4.4 and Section 7.1.4.5 above, would apply based on whether the Augment is for Mextel's physical or virtual Collocation Space.
- 7.1.4.10 Individual application fees associated with Simple, Minor and Intermediate Augments are contained in Exhibit B. If Mextel requests multiple items from different Augment categories, AT&T will bill Mextel the Augment application fee, as identified in Exhibit B, associated with the higher Augment category only. The appropriate application fee will be assessed to Mextel at the time AT&T provides Mextel with the Application Response. Mextel will be assessed a Subsequent Application Fee for all Major Augments (Major Augments are defined above in Sections 7.1.4.4 and 7.1.4.5 above for physical and virtual Collocation Space, respectively). The Subsequent Application Fee is also reflected in Exhibit B.
- 7.2 Joint Planning. Unless otherwise agreed to by the Parties, a joint planning meeting or other method of joint planning between AT&T and Mextel will commence within a maximum of twenty (20) days from AT&T's receipt of a BFFO. At such meeting, the Parties will agree to the preliminary design of the Collocation Space and the equipment configuration requirements, as reflected in the application and affirmed in the BFFO.
- 7.3 Permits. Each Party, its agent(s) or AT&T Certified Supplier(s) will diligently pursue filing for the permits required for the scope of work to be performed by that Party, its agent(s) or AT&T Certified Supplier(s) within ten (10) days of the completion of the finalized construction design and specifications.
- 7.4 Central Office Circuit Facility Assignments
- 7.4.1 Unless otherwise specified, AT&T will provide Circuit Facility Assignments (CFAs) to Mextel prior to the applicable provisioning interval set forth herein (Provisioning Interval) for those AT&T Premises in which Mextel has physical Collocation Space with no POT bay or with a grandfathered POT bay provided by AT&T. AT&T cannot provide CFAs to Mextel prior to the Provisioning Interval for those AT&T Premises in which Mextel has physical Collocation Space with a POT bay provided by Mextel or virtual Collocation Space, until Mextel has provided AT&T with the following information:
- 7.4.1.1 For physical Central Office Collocation Space with a Mextel-provided POT bay, Mextel shall provide AT&T with a complete layout of the POT panels on an Equipment Inventory Update (EIU) form that shows the locations, speeds, etc.; or
- 7.4.1.2 For virtual Central Office Collocation Space, Mextel shall provide AT&T with a complete layout of Mextel's equipment on an EIU form, that includes the locations of the low speed ports and the specific frame terminations to which the equipment will be wired by Mextel's AT&T Certified

Supplier.

- 7.4.2 AT&T cannot begin work on the CFAs until the complete and accurate EIU form has been received from Mextel. If the EIU form is provided within ten (10) days prior to the ending date of the Provisioning Interval, then the CFAs will be made available by the ending date of the Provisioning Interval. If the EIU form is not received ten (10) days prior to the ending date of the Provisioning Interval, then the CFAs will be provided within ten (10) days of AT&T's receipt of the EIU form.
- 7.4.3 AT&T will bill Mextel a nonrecurring charge, as set forth in Exhibit B, each time Mextel requests a resend of its original CFA information for any reason other than an AT&T error in the CFAs initially provided to Mextel.
- 7.5 Use of AT&T Certified Supplier. Mextel shall select a supplier which has been approved as an AT&T Certified Supplier to perform all engineering and installation work. Mextel, if an AT&T Certified Supplier or Mextel's AT&T Certified Supplier must follow and comply with all of AT&T's specifications and the following AT&T Technical Requirements: TR 73503, TR 73519, TR 73572 and TR 73564. Unless the AT&T Certified Supplier has met the requirements for all of the required work activities, Mextel must use a different AT&T Certified Supplier for the work activities associated with transmission equipment, switching equipment and power equipment. AT&T shall provide Mextel with a list of AT&T Certified Suppliers, upon request. Mextel, if an AT&T Certified Supplier, or Mextel's AT&T Certified Supplier(s) shall be responsible for installing Mextel's equipment and associated components, extending power cabling to the AT&T power distribution frame, performing operational tests after installation is complete, and notifying AT&T's equipment engineers and Mextel upon successful completion of the installation and any associated work. When an AT&T Certified Supplier is used by Mextel, the AT&T Certified Supplier shall bill Mextel directly for all work performed for Mextel pursuant to this Attachment. AT&T shall have no liability for nor responsibility to pay, such charges imposed by Mextel's AT&T Certified Supplier. AT&T shall make available its supplier certification program to Mextel or any supplier proposed by Mextel and will not unreasonably withhold certification. All work performed by or for Mextel shall conform to generally accepted industry standards.
- 7.6 Alarms and Monitoring. AT&T shall place environmental alarms in the AT&T Premises for the protection of AT&T equipment and facilities. Mextel shall be responsible for the placement, monitoring and removal of environmental and equipment alarms used to service Mextel's Collocation Space. Upon request, AT&T will provide Mextel with an applicable AT&T tariffed service(s) to facilitate remote monitoring of collocated equipment by Mextel. Both Parties shall use best efforts to notify the other of any verified environmental condition (e.g., temperature extremes or excess humidity) known to that Party.
- 7.7 Virtual to Physical Relocation. In the event physical Collocation Space was previously denied at an AT&T Central Office due to technical reasons or space limitations and physical Collocation Space has subsequently become available, Mextel may relocate its existing virtual Collocation arrangement(s) to a physical Collocation arrangement(s) and pay the appropriate fees associated with the rearrangement or reconfiguration of the services being terminated into the virtual Collocation arrangement, as set forth in Exhibit B. If AT&T knows when additional physical Collocation Space may become available at the AT&T Central Office requested by Mextel, such information will be provided to Mextel in AT&T's written denial of physical Collocation Space. Mextel must arrange with an AT&T Certified Supplier for the relocation of equipment from a virtual Collocation Space to a physical Collocation Space and will bear the cost of such relocation, including the costs associated with moving the services from the virtual Collocation Space to the new physical Collocation Space.

- 7.7.1 In Alabama, AT&T will complete a relocation of a virtual collocation arrangement to a cageless physical collocation arrangement within sixty (60) days from AT&T's receipt of a BFFO and from a virtual collocation arrangement to a caged physical collocation arrangement within ninety (90) days from AT&T's receipt of a BFFO.
- 7.8 Virtual to Physical Conversion (In-Place)
- 7.8.1 Virtual collocation arrangements in Central Offices may be converted to "in-place" physical caged collocation arrangements if the potential conversion meets all of the following criteria: (1) there is no change in the amount of equipment or the configuration of the equipment that was in the virtual Collocation Space; (2) the conversion of the virtual collocation arrangement will not cause the equipment or the results of that conversion to be located in a space that AT&T has reserved for its own future needs; and (3) any changes to the arrangement can be accommodated by existing power, HVAC, and other requirements. Unless otherwise specified herein, AT&T will complete virtual to physical Collocation Space conversions (in-place) within sixty (60) days from receipt of the BFFO. AT&T will bill Mextel an Administrative Only Application Fee, as set forth in Exhibit B, on the date AT&T provides an Application Response to Mextel.
- 7.8.2 In Alabama and Tennessee, AT&T will complete virtual to physical conversions (in place) within thirty (30) days from receipt of the BFFO as long as the conversion meets all of the criteria specified in Section 7.8.1 above.
- 7.9 Cancellation. Unless otherwise specified in this Attachment, if at any time prior to Space Acceptance, Mextel cancels its order for Collocation Space (Cancellation), AT&T will bill the applicable nonrecurring charge(s) for any and all work processes for which work has begun or been completed. In Florida, if Mextel cancels its order for Collocation Space at any time prior to the Space Ready Date, no cancellation fee shall be assessed by AT&T; however, Mextel will be responsible for reimbursing AT&T for any costs specifically incurred by AT&T on behalf of Mextel up to the date that the written notice of cancellation was received by AT&T. In Georgia, if Mextel cancels its order for Collocation Space at any time prior to space acceptance, AT&T will bill Mextel for all costs incurred prior to the date of Cancellation and for any costs incurred as a direct result of the Cancellation, not to exceed the total amount that would have been due had the Firm Order not been canceled.
- 7.10 Licenses. Mextel, at its own expense, will be solely responsible for obtaining from governmental authorities, and any other appropriate agency, entity, or person, all rights, privileges, permits, licenses and certificates necessary or required to operate as a provider of telecommunications services to the public or to build-out, equip and/or occupy Collocation Space in an AT&T Premises.
- 7.11 Environmental Compliance. The Parties agree to utilize and adhere to the Environmental Hazard Guidelines identified in Exhibit A attached hereto.
- 8 Rates and Charges**
- 8.1 Rates. Mextel agrees to pay the rates and charges identified in Exhibit B attached hereto.
- 8.1.1 In Tennessee, if Mextel elects the TRA rates as set forth in Exhibit C, the additional language also set forth in Exhibit C for Application Fee, Space Preparation, Floor Space and Caged Collocation Power Usage metering, will be effective in conjunction with the remaining terms and conditions of this Attachment.
- 8.1.2 Should Mextel elect to transition to the TRA Option after the execution of this Agreement, Mextel shall notify AT&T in writing sixty (60) days prior to the implementation of this election.
- 8.2 Application Fees. AT&T shall assess any nonrecurring application fees within thirty (30) days of

the date that AT&T provides an Application Response to Mextel or on Mextel's next scheduled monthly billing statement.

8.3 Recurring Charges

8.3.1 If Mextel has met the applicable fifteen (15) day acceptance walk through interval specified in Section 4.2 above, billing for recurring charges will begin upon the Space Acceptance Date. In the event Mextel fails to complete an acceptance walk through within the applicable fifteen (15) day interval, billing for recurring charges will commence on the Space Ready Date. If Mextel occupies the space prior to the Space Ready Date, the date Mextel occupies the space is deemed the Space Acceptance Date and billing for recurring charges will begin on that date. The billing for all applicable monthly recurring charges will begin in Mextel's next billing cycle and will include any prorated charges for the period from Mextel's Space Acceptance Date or Space Ready Date, whichever is appropriate pursuant to Section 4.2 above, to the date the bill is issued by AT&T.

8.3.2 Unless otherwise stated in Section 8.9 below, monthly recurring charges for -48V DC power will be assessed per fused ampere (amp), per month, based upon the total number of fused amps of power capacity requested by Mextel on Mextel's Initial Collocation Application and all Subsequent Collocation Applications, which may either increase or decrease the originally requested, and any subsequently augmented, number of fused amps of power capacity requested, consistent with Commission orders.

8.3.3 AT&T shall have the right to inspect and inventory any DC power fuse installations at an AT&T BDFB or DC power circuit installations at AT&T's main power board for any Mextel collocation arrangement, to verify that the total number of fused amps of power capacity installed by Mextel's AT&T Certified Supplier matches the number of fused amps of DC power capacity requested by Mextel on Mextel's Initial Application and all Subsequent Applications. If AT&T determines that Mextel's AT&T Certified Supplier has installed more DC capacity than Mextel requested on its Initial Application and all Subsequent Applications, AT&T shall notify Mextel in writing of such discrepancy and shall assess Mextel for the additional DC power fuse/circuit capacity from the Space Acceptance Date or Space Ready Date, whichever is applicable pursuant to Section 8.3.1 above, for the most recent Initial Application or Subsequent Application, submitted for such collocation arrangement. AT&T shall also revise Mextel's recurring DC power charges, on a going-forward basis, to reflect the higher number of fused amps of power capacity available for the collocation arrangement.

8.4 Nonrecurring Charges. Unless specified otherwise herein, AT&T shall assess nonrecurring charges, including all application fees, within thirty (30) days of the date that AT&T provides an Application Response to Mextel or on Mextel's next scheduled monthly billing statement, if Mextel's current month's billing cycle has already closed. Nonrecurring charges associated with the processing of the Firm Order for collocation space preparation (Firm Order Processing Fee) shall be billed by AT&T within thirty (30) days of AT&T's confirmation of Mextel's BFFO or on Mextel's next scheduled monthly billing statement.

8.5 In some cases, Commissions have ordered AT&T to separate its disconnect costs and its installation costs into two separate nonrecurring charges. Accordingly, unless otherwise noted in this Agreement, the Commission ordered disconnect charges will be applied at the time the disconnect activity is performed by AT&T, regardless of whether or not a disconnect order is issued by Mextel. Disconnect charges are set forth in Exhibit B of this Attachment.

8.6 Central Office Space Preparation. Space preparation fees consist of a nonrecurring charge for Firm Order Processing and monthly recurring charges for Central Office Modifications and

Common Systems Modifications. For all states except Florida, Mextel shall remit the payment of the nonrecurring Firm Order Processing Fee coincident with the submission of Mextel's BFFO. In Florida, the nonrecurring Firm Order Processing Fee will be billed by AT&T, pursuant to Section 8.4 above. The monthly recurring charge for Central Office Modifications will be assessed per arrangement, per square foot, for both caged and cageless physical Collocation Space. The monthly recurring charge for Common Systems Modifications will be assessed per arrangement, per square foot for cageless physical Collocation Space and on a per cage basis for caged physical Collocation Space. These charges recover the costs associated with preparing the Collocation Space, which includes, but is not limited to, the following items: a survey, engineering of the Collocation Space, and design and modification costs for network, building and support systems.

- 8.7 Central Office Floor Space. The Floor Space Charge includes reasonable charges for lighting, HVAC, and other allocated expenses associated with maintenance of the AT&T Premises; however, this charge does not include any expenses associated with AC or DC power supplied to Mextel's Collocation Space for the operation of Mextel's equipment. For caged physical Collocation Space, Mextel shall pay floor space charges based upon the number of square feet enclosed. The minimum size for caged Collocation Space is fifty (50) square feet. Additional caged Collocation Space may be requested in increments of fifty (50) square feet. For cageless Collocation Space, Mextel shall pay floor space charges based upon the following floor space calculation: [(depth of the equipment lineup in which the rack is placed) + (0.5 x maintenance aisle depth) + (0.5 x wiring aisle depth)] x (width of rack and spacers). For purposes of this calculation, the depth of the equipment lineup shall consider the footprint of equipment racks plus any equipment overhang. AT&T will assign cageless Collocation Space in conventional equipment rack lineups where feasible. In the event Mextel's collocated equipment requires special cable racking, an isolated ground plane, or any other considerations and treatment which prevents placement within conventional equipment rack lineups, Mextel shall be required to request an amount of floor space sufficient to accommodate the total equipment arrangement.
- 8.8 Remote Site Bay Space. In a Remote Site, the bay space charge recovers the costs associated with air conditioning, ventilation and other allocated expenses for the maintenance of the Remote Site Location, and includes the amperage necessary to power Mextel's equipment. Mextel shall remit bay space charges based upon the number of bays requested. AT&T will assign Remote Site Collocation Space in conventional Remote Site bay lineups where feasible.
- 8.9 Power
- 8.9.1 In a Central Office AT&T shall make available -48V DC power for Mextel's Collocation Space at an AT&T BDFB. When obtaining DC power from an AT&T BDFB, Mextel's fuses and power cables (for the A & B feeds) must be engineered (sized), and installed by Mextel's AT&T Certified Supplier, in accordance with the number of fused amps of DC power requested by Mextel on Mextel's Initial Application and any Subsequent Applications. Mextel is also responsible for contracting with an AT&T Certified Supplier to run the power distribution feeder cable from the AT&T BDFB to the equipment in Mextel's Collocation Space. The AT&T Certified Supplier contracted by Mextel must provide AT&T with a copy of the engineering power specifications prior to the day on which Mextel's equipment becomes operational (hereinafter "Commencement Date"). AT&T will provide the common power feeder cable support structure between the AT&T BDFB and Mextel's Collocation Space. Mextel shall contract with an AT&T Certified Supplier who shall be responsible for performing those power provisioning activities required to enable Mextel's equipment to become operational, which may include, but are not limited to, the installation, removal or replacement of the following: dedicated power cable support structure within Mextel's

Collocation Space, power cable feeds and terminations of the power cabling. Mextel and Mextel's AT&T Certified Supplier shall comply with all applicable NEC, AT&T TR 73503, Telcordia and ANSI Standards that address power cabling, installation and maintenance.

- 8.9.1.1 At a Remote Site, AT&T shall make available -48V DC power for Mextel's Remote Collocation Space at a BDFB within the Remote Site Location. The charge for power shall be assessed as part of the recurring charge for bay space, as referenced in Section 8.8 above. If the power requirements for Mextel's equipment exceed the capacity available, then such additional power requirements shall be assessed on an individual case basis.
- 8.9.2 In Florida Central Offices only, subject to technical feasibility, commercial availability and safety limitations, AT&T will permit Mextel to request DC power in five (5) amp increments from five (5) amps up to one hundred (100) amps from the AT&T BDFB. However, in accordance with industry standard fuse sizing, Mextel may request that AT&T provision DC power of seventy (70) amps or greater directly from AT&T's main power board. The industry standard fuse size (which is a circuit breaker on the main power board) available at an AT&T main power board in all AT&T Premises is a two hundred twenty-five (225) amp circuit breaker.
- 8.9.3 AT&T will revise Mextel's Central Office recurring power charges, in accordance with Section 8.3 above, to reflect a power upgrade when Mextel submits a Subsequent Application requesting an increase in the number of fused amps it is currently receiving from AT&T for its Collocation Space. If Mextel's existing fuses and power cables (for the A&B power feed) are not sufficient to support the additional number of fused amps requested, Mextel's AT&T Certified Supplier shall perform whatever activities are necessary, which may include the installation of new/additional fuses or power cables, to comply with the appropriate NEC, AT&T TR 73503, Telcordia and ANSI Standards, as well as the requirements noted in Sections 8.9.1 and 8.9.1.1 above. Mextel's AT&T Certified Supplier shall provide notification to AT&T when these activities have been completed.
- 8.9.4 AT&T will revise Mextel's Central Office recurring power charges, in accordance with Section 8.3 above, to reflect a power reduction upon AT&T's receipt of the Power Reduction Form from Mextel, certifying the completion of the power reduction work, including the removal of any associated power cabling by Mextel's AT&T Certified Supplier. Notwithstanding the foregoing, if Mextel's AT&T Certified Supplier has not removed or, at AT&T's discretion, cut the power cabling within thirty (30) days, the power reduction will not become effective until the cabling is removed or, at AT&T's discretion, cut by Mextel's AT&T Certified Supplier and Mextel shall pay for the amount of power that had been requested prior to the power reduction request for the period up to the date the power cabling is actually removed.
- 8.9.5 If Mextel requests an increase or a reduction in the amount of power that AT&T is currently providing in a Central Office, Mextel must submit a Subsequent Application. In all states other than Florida and Tennessee if no modification to the Collocation Space is requested other than the increase or reduction in power, the Simple Augment fee will apply. In Florida and Tennessee the Power Reconfiguration Only Application Fee as set forth in Exhibit B will apply. If modifications are requested in addition to the increase or reduction of power, the Subsequent Application Fee will apply. AT&T will bill this nonrecurring fee on the date that AT&T provides an Application Response to Mextel's Subsequent Application.
- 8.9.5.1 In Central Offices in Alabama and Louisiana, if Mextel has existing power configurations currently served from the AT&T main power board and requests that its power be reconfigured to connect to an AT&T BDFB, in a specific AT&T Premises, Mextel must submit a Subsequent Application to AT&T. AT&T will provide a response to such application within seven (7) days and no Simple Augment Application Fee will be assessed by AT&T for this one time only power reconfiguration to

an AT&T BDFB. For any power reconfigurations thereafter, Mextel will submit a Subsequent Application and the appropriate Simple Augment Application Fee will apply.

- 8.9.6 If Mextel elects to install its own DC Power Plant, AT&T shall provide AC power to feed Mextel's DC Power Plant. Charges for AC power will be assessed on a per breaker ampere, per month basis, pursuant to the rates specified in Exhibit B. The AC power rates include recovery for the provision of commercial and standby AC power. When obtaining power from an AT&T service panel, protection devices and power cables must be engineered (sized) and installed by Mextel's AT&T Certified Supplier, with the exception that AT&T shall engineer and install protection devices and power cables for Adjacent Collocation. Mextel's AT&T Certified Supplier must provide a copy of the engineering power specifications prior to the Commencement Date. AC power voltage and phase ratings shall be determined on a per location basis. At Mextel's option, Mextel may arrange for AC power in an adjacent collocation arrangement from a retail provider of electrical power.
- 8.9.7 Mextel shall contract with an AT&T Certified Supplier to perform the installation and removal of dedicated power cable support structure within Mextel's arrangement and terminations of cable within the Collocation Space.
- 8.9.8 Fused Amp Power. In all states, except as otherwise set forth in this Agreement, AT&T shall make available -48V DC power on a per fused amp, per month basis, pursuant to the following:
- For power provisioned from a BDFB. The number of fused amps requested by Mextel on its collocation application for power that is being provisioned from an AT&T BDFB will be multiplied by the DC power fused amp rate set forth in Exhibit B. A minimum of ten (10) fused amps is required.
- For existing power configurations that are provisioned from AT&T's main power board. The number of fused amps made available at the main power board, in increments of two hundred and twenty-five (225) amps/main power board circuit, will be multiplied by the DC power fused amp rate set forth in Exhibit B.
- 8.9.9 Florida Power Usage Option
- 8.9.9.1 In Central Offices in Florida only, Mextel may request that -48 DC power provisioned by AT&T to Mextel's Collocation Space be assessed per amp, per month based upon amps used, pursuant to the rates set forth in Exhibit B. Monthly recurring power charges will be assessed on the Space Acceptance Date or Space Ready Date, whichever is appropriate, pursuant to Section 8.3 above. If Mextel desires to convert existing physical collocation arrangements to the Florida Power Usage Option (hereinafter "FL Option"), then the monthly recurring power charges that are applicable to the FL Option, contained in Exhibit B, will be assessed on the Space Ready Date associated with the Subsequent Application submitted by Mextel to convert an existing collocation arrangement to the FL Option. The monthly recurring charges for DC power, under the FL Option, shall be calculated and applied based on the amount of power Mextel requests that it be allowed to draw at a given time to a specific physical collocation arrangement in a particular AT&T Premises on Mextel's Initial Application or Subsequent Application. AT&T shall allow Mextel at Mextel's option, to order a power feed that is capable of delivering a higher DC power level but to fuse this power feed so as to allow a power level less than the feed's maximum to be drawn by Mextel. AT&T is not required to build its central office power infrastructure to meet Mextel's forecasted DC power demand. Mextel must specify on its Initial or Subsequent Application the power level it wishes to be able to draw from AT&T's power plant for each existing collocation arrangement Mextel converts to the FL Option or for any new collocation arrangements Mextel establishes under the FL Option.

- 8.9.9.2 AT&T, at any time and at its own expense, shall have the right to verify the accuracy of Mextel's power usage under the FL Option for a specific collocation arrangement in a particular AT&T Premises, based on a meter reading(s) taken by AT&T of the amount of power being consumed by Mextel's collocation arrangement. AT&T may perform its own meter reading(s) via any method it chooses, such as, but not limited to, a clamp-on ammeter. If the meter reading(s) varies by more than ten percent (10%) or five (5) amps from the power usage that has been requested by Mextel for the collocation arrangement, under the FL Option, the Parties agree to work cooperatively to reconcile such discrepancy and establish the appropriate usage figure in a reasonable and expeditious manner. If the Parties substantiate AT&T's reading, then AT&T shall adjust Mextel's billing to reflect AT&T's power reading beginning with the first day of the month immediately following the date of the last metered reading taken by AT&T.
- 8.9.9.3 AT&T shall assess Mextel a monthly recurring charge for DC power under the FL Option, as set forth in Exhibit B. Mextel shall notify AT&T of any change in its DC power usage by submitting a Subsequent Application, which reflects the new DC power level desired by Mextel. The requested change in DC power usage will be reflected in Mextel's next scheduled monthly billing cycle.
- 8.9.10 Tennessee Caged Collocation Power Usage Metering Option. In Central Offices in Tennessee only, Mextel may request that DC power provisioned by AT&T to Mextel's caged Collocation Space be assessed pursuant to the orders entered by the Tennessee Regulatory Authority in Dockets 97-01262, 99-00430, and 00-00544 for Collocation for Tennessee. By electing the TRA Option, Mextel accepts the TRA rates, terms and conditions of Exhibit C in their entirety in conjunction with the other terms and conditions of Attachment 4.
- 8.9.11 Georgia Caged Collocation Power Usage Metering Option. - In Georgia, Mextel may request that DC power provisioned by AT&T to Mextel's Collocation Space be assessed pursuant to Georgia Public Service Commission Order Docket No. 14361-U ("Order"). AT&T will assess Mextel for - 48V DC power using the actual number of load Amps measured. The power circuits may be fed from either an AT&T BDFB or Mextel's BDFB. These recurring power charges will be assessed by AT&T on the Space Acceptance Date or Space Ready Date, whichever is appropriate, pursuant to Section 8.3.
- 8.9.11.1 Upon Mextel's election of the power metering option Mextel will convert existing caged collocation arrangements to the power metering rate structure. The recurring power charges that are contained Exhibit B of this Attachment will be assessed on the Space Ready Date associated with the Subsequent Application submitted by Mextel to convert an existing caged collocation arrangement to the metered power rates.
- 8.9.11.2 Pursuant to the Order, Mextel shall provide a Fluke Model 189 AC/DC multimeter and Fluke Model i410 clamp-on ammeter probe for each central office where they have requested metered power. One copy of the FlukeView software must also be provided for each Fluke 189 multimeter, and each copy must comply with Fluke copyrights.
- 8.9.11.3 Mextel may, at its sole cost and expense, install its own meters on its BDFB(s) located in its own caged Collocation Space(s) and notify AT&T of the option of using such meters for the purposes of measuring Mextel's actual power usage. In such case, AT&T, or its AT&T Certified Supplier, will have the option of reading and recording the actual power usage from either the meter installed on Mextel's own BDFB(s) or via the aforementioned Fluke 189 multimeter equipped with a Fluke i410 clamp-on ammeter probe.
- 8.9.11.4 AT&T, at its sole option and at its own cost, may choose to purchase, install, and use its own ammeter measurement device. The usage reading for the option elected by AT&T shall be used for purposes of calculating the DC power usage billing.

- 8.9.11.5 AT&T, or its AT&T Certified Supplier, will perform all metering activities, to measure the actual power usage being drawn by Mextel's collocation equipment on both the A and B power feeds. The charge will be the sum of both the A and B power feeds and will be based upon either an instantaneous reading or busy hour average current reading, depending on the capabilities of the ammeter measurement device.
- 8.9.11.6 If AT&T, or its AT&T Certified Supplier, requires access to Mextel's caged Collocation Space(s) for purposes of measuring the power usage, AT&T or its AT&T Certified Supplier shall provide Mextel with a minimum of forty-eight (48) hours (two business days) notice that access is required. Mextel shall respond to such request for access within twenty-four (24) hours for the purpose of establishing the date and time of access to Mextel's caged Collocation Space(s). Once the date and time of access to Mextel's caged Collocation Space(s) has been agreed upon, Mextel and AT&T, or its AT&T Certified Supplier, shall adhere to the agreed upon date and time, or provide a minimum of three (3) hours notice to the other Party if the original appointment(s) will be missed or must be canceled and rescheduled. Once a mutually agreed upon date and time are established and Mextel does not provide minimum of three (3) hours notice, AT&T's Certified Supplier will only remain at the site for thirty (30) minutes. After thirty (30) minutes the appointment will be considered missed by Mextel.
- 8.9.11.7 If Mextel fails to provide access to its caged Collocation Space(s) or fails to provide AT&T, or its AT&T Certified Supplier, with sufficient notification of the missed appointment(s), as noted above, then Mextel shall pay the nonrecurring "Additional Meter Reading Trip Charge", as set forth in Exhibit B of this Attachment, for each additional meter reading trip that must be rescheduled to measure Mextel's power usage for such caged Collocation Space(s). Mextel and the AT&T Certified Supplier may jointly agree to less stringent notification requirements to address, for example, any service interruption or restoration of service situations, on a location-by-location basis.
- 8.9.11.8 For each new caged collocation arrangement, Mextel shall indicate on Mextel's Initial Application that they are electing to have metered power. For each location that Mextel wishes to convert to metered power Mextel will submit a Subsequent Application and agrees to include in the Comments section of the Subsequent Application the following comment:
- This Subsequent Application is Mextel's certification that Mextel is opting to convert this caged collocation arrangement to metered power and will permit AT&T, or the AT&T Certified Supplier, to measure its actual power usage on all power feeds.
- 8.9.11.9 AT&T will bill Mextel a Simple Augment Application Fee, as set forth in Exhibit B of this Attachment, on the date that AT&T provides an Application Response to each Subsequent Application submitted by Mextel converting its caged collocation arrangements to the metered power rates. AT&T shall then arrange for the measurement of Mextel's actual power usage on each power feed (each A and B power feed) once each quarter at each of Mextel's caged collocation arrangements for which Mextel has submitted an Initial or Subsequent Application electing metered power.
- 8.9.11.10 Based upon the actual power usage measurement taken by AT&T or the AT&T Certified Supplier, AT&T shall assess Mextel for power usage for the following quarter based upon Mextel's actual metered usage for each power feed (both the A and B power feeds) or a minimum of ten (10) amps of -48V DC power usage for the sum of the A and B feeds for each power cable, whichever is greater. Such usage shall then be multiplied by the rate for Load Amps either with an AT&T BDFB or with Mextel BDFB as set forth in Exhibit B of this Attachment, to determine the appropriate

monthly recurring power usage charge that will be billed to Mextel for the following three (3) months or until the next power usage measurement is taken, whichever is later.

- 8.9.11.11 Either Party, within fifteen (15) days of notice of the usage measurement established by the scheduled meter reading, may challenge the accuracy of that reading by requesting a new reading. If Mextel requests that an unscheduled (prior to the next scheduled quarterly power reading date) power usage reading be taken, then Mextel will be responsible for paying the "Additional Meter Reading Trip Charge" contained in Exhibit B of this Attachment. If AT&T requests a power usage reading be taken in this instance, then Mextel will not be charged the "Additional Meter Reading Trip Charge" for the unscheduled meter reading. If the readings vary by more than ten (10) % or five (5) Amps, whichever is greater, the Parties shall work cooperatively to reconcile such discrepancies and establish the appropriate usage figure in a reasonable and expeditious manner. If the readings do not vary outside these ranges, the initial reading will be used to calculate Mextel's AC usage charge for the next three (3) months.
- 8.9.11.12 AT&T, at any time and at its own expense, shall have the right to verify the accuracy of Mextel's BDFB meter by performing its own meter reading via an alternate method, such as, but not limited to, an ammeter. If the meter readings vary by more than ten (10) % or five (5) Amps, whichever is greater, the Parties agree to perform a joint investigation. If Mextel's BDFB meter is found to be in error, then Mextel agrees to recalibrate, repair, or replace its meter as required. The Parties recognize that the meter readings discussed in this Attachment are instantaneous readings that can experience minor fluctuations due to usage traffic, voltage fluctuations, and calibration of the meters themselves. The readings must vary by more than ten (10) % or five (5) Amps, whichever is greater, before any recalibration, repair, or replacement will be required. If the AT&T reading is substantiated, AT&T shall adjust Mextel's billing retroactive to the beginning of the quarter for which the last meter reading was taken.
- 8.9.11.13 When Mextel submits the appropriate Initial or Subsequent Application for a specific caged collocation arrangement in a particular AT&T Premises, AT&T will provide the associated Application Response pursuant to Section 6 above. It will then be the responsibility of Mextel to submit a BFFO. After AT&T receives the BFFO from Mextel, the Initial or Subsequent Application will be completed by AT&T within the provisioning intervals contained in Section 7 above and Mextel will be notified of the Space Ready Date or when the appropriate record and database changes have been made by AT&T to reflect Mextel's conversion to the metered power rates (which will be considered the "Space Ready Date" for purposes of a Subsequent Application submitted to convert a specific caged collocation arrangement in a particular AT&T Premises to the metered power rates).
- 8.9.11.14 AT&T will not permit Mextel to elect an earlier Space Acceptance Date than the Space Ready Date for any request submitted via a Subsequent Application for an existing caged collocation arrangement. When a Subsequent Application is used to elect metered power and there are no other changes requested, billing for the recurring charges associated with metered power will begin upon the Space Ready Date. If Mextel occupies the space prior to the Space Ready Date, for Initial Application requests only, the date Mextel occupies the space will be deemed the new Space Acceptance Date and billing for metered power will begin on that date. When Mextel moves to metered power the number of fused amps of DC Power requested by Mextel on its Initial or Subsequent Application will be used for calculating the number of amps to be billed until such time as AT&T or its AT&T Certified Supplier can perform, under the currently existing quarterly meter reading schedule, a reading of Mextel's power usage for the requested caged Collocation Space. As soon as this reading has been taken, AT&T will adjust Mextel's billing accordingly to reflect the actual metered usage back to the Space Acceptance Date. AT&T will also use this reading for

billing purposes until the next quarterly meter reading is performed by AT&T or its AT&T Certified Supplier.

- 8.9.11.15 Mextel agrees to submit a Subsequent Application to notify AT&T when Mextel has removed or installed telecommunications equipment in Mextel's physical Collocation Space to ensure that Mextel's existing fused DC power capacity is sufficiently engineered to accommodate the power requirements associated with the installation of additional equipment in Mextel's Collocation Space. An associated change in power usage will be reflected in the next quarterly power measurement billing cycle.
- 8.9.11.16 AT&T will bill Mextel a monthly recurring charge per caged Collocation Space for each arrangement that Mextel has converted to metered power or for new caged Collocation Spaces under the election of metered power. This "Meter Reading" monthly recurring rate element will be assessed per circuit for each circuit read by AT&T or its AT&T Certified Supplier, at the rates set forth in Exhibit B.
- 8.9.12 In Alabama and Louisiana, Mextel has the option to purchase power directly from an electric utility company. Under such option, Mextel is responsible for contracting with the electric utility company for its own power feed and meter and is financially responsible for purchasing all equipment necessary to accomplish the arrangement, including inverters, batteries, power boards, bus bars, BDFBs, backup power supplies and cabling. The actual work to install this arrangement must be performed by an AT&T Certified Supplier hired by Mextel. Mextel's AT&T Certified Supplier must comply with all applicable safety codes, including the NEC and National Electric Safety Code (NESC) standards, in the installation of this power arrangement. If Mextel currently has power supplied by AT&T, Mextel may request to change its Collocation Space to obtain power from an electric utility company by submitting a Subsequent Application. AT&T will waive the application fee for this Subsequent Application if no other changes are requested therein. Any floor space, cable racking, etc., utilized by Mextel in provisioning said power will be billed by AT&T on an ICB basis.
- 8.9.13 In South Carolina, Mextel has the option to purchase power directly from an electric utility company where technically feasible and where space is available in a requested AT&T Premises. Under such option, Mextel is responsible for contracting with the electric utility company for its own power feed and meter, and is financially responsible for purchasing all equipment necessary to accomplish the conversion of the commercial AC power to DC power, including inverters, batteries, power boards, bus bars, BDFBs, backup power supplies and power cabling. The actual work to install this arrangement must be performed by an AT&T Certified Supplier hired by Mextel. Mextel's AT&T Certified Supplier must comply with all applicable national, regional, state and local safety, electrical, fire and building codes, including the NESC standards, in the installing of this power arrangement, just as AT&T is required to comply with these codes. Mextel must submit an application to AT&T for the appropriate amount of Collocation Space that Mextel requires in order to install this type of power arrangement. AT&T will evaluate the request and determine if the appropriate amount of space is available within the AT&T Premises for the installation of Mextel's power equipment and facilities. This type of power arrangement must be located in an appropriate area in the AT&T Premises that has been properly conditioned for the installation of power equipment and conforms to the applicable national, regional, state and local safety, electrical, fire and building codes. AT&T shall waive the application fee or any other nonrecurring charge that would otherwise be due from a CLEC that decides to reconfigure an existing collocation power arrangement so as to purchase power directly from an electric utility company as provided herein. Mextel shall be responsible for the recurring charges associated with the additional space needed in the AT&T Premises for this type of power arrangement, including space required to place

associated power-related equipment and facilities (i.e., batteries, generator, fuse panel, power meter, etc.). If there is no space available for this type of power arrangement in the requested AT&T Premises, AT&T may seek a waiver of these requirements from the Commission for the AT&T Premises requested. Mextel would have the option to order its power needs directly from AT&T.

- 8.10 Central Office Cable Installation. Cable Installation fees will be assessed on a per entrance cable basis. This nonrecurring charge will be billed by AT&T upon receipt of Mextel's BFFO. Charges for cable racking, cable support structure and entrance fiber structure are recurring fees and will also be assessed according to the rates set forth in Exhibit B.
- 8.11 Central Office Cable Records. Cable Records charges apply for work activities required to build or remove existing cable records assigned to Mextel in AT&T's database systems. The VG/DS0 per cable record charge is for a maximum of thirty-six hundred (3,600) records per request. The fiber cable record charge is for a maximum of ninety-nine (99) records per request. Cable Record fees will be assessed as a nonrecurring charge, upon receipt of Mextel's BFFO, in all AT&T states, except Louisiana. In Louisiana, Cable Record fees will be assessed on a monthly recurring charge basis, upon receipt of Mextel's BFFO. All charges will be assessed the rates set forth in Exhibit B.
- 8.12 Security Escort. After Mextel has used its one (1) accompanied site visit, pursuant to Section 5.12.1 above, and prior to Mextel's completion of the AT&T Security Training requirements, contained in Section 12 below, a security escort will be required when Mextel's employees, approved agent, supplier, or Guest(s) desire access to the entrance manhole or an AT&T Premises. The rates for security escort service are assessed pursuant to the fee schedule contained in Exhibit B, beginning with the scheduled escort time agreed to by the Parties. AT&T will wait for one-half (1/2) hour after the scheduled escort time to provide such requested escort service and Mextel shall pay for such half-hour charges in the event Mextel's employees, approved agent, supplier or Guest(s) fails to show up for the scheduled escort appointment.
- 8.13 Other. If no collocation rate element and associated rate is identified in Exhibit B, the Parties, upon request by either Party, will negotiate the rate for the specific collocation service or function identified in this Attachment.

9 Insurance

- 9.1 Mextel shall, at its sole cost and expense, procure, maintain, and keep in force insurance as specified in this Section and underwritten by insurance companies licensed to do business in the states applicable under this Agreement and having a Best's Insurance Rating of A.
- 9.2 Mextel shall maintain the following specific coverage:
- 9.2.1 Commercial General Liability coverage in the amount of ten million dollars (\$10,000,000) or a combination of Commercial General Liability and Excess/Umbrella coverage totaling not less than ten million dollars (\$10,000,000). AT&T shall be named as an Additional Insured on the Commercial General Liability policy as specified herein.
- 9.2.2 Statutory Workers Compensation coverage and Employers Liability coverage in the amount of one hundred thousand dollars (\$100,000) each accident, one hundred thousand dollars (\$100,000) each employee by disease, and five hundred thousand dollars (\$500,000) policy limit by disease.
- 9.2.3 All Risk Property coverage on a full replacement cost basis insuring all of Mextel's real and personal property situated on or within an AT&T Premises.
- 9.2.4 Mextel may elect to purchase business interruption and contingent business interruption insurance,

having been advised that AT&T assumes no liability for loss of profit or revenues should an interruption of service occur.

- 9.3 The limits set forth in Section 9.2 above may be increased by AT&T from time to time during the term of this Agreement, upon thirty (30) days notice to Mextel, to at least such minimum limits as shall then be customary with respect to comparable occupancy of AT&T structures.
- 9.4 All policies purchased by Mextel shall be deemed to be primary and not contributing to or in excess of any similar coverage purchased by AT&T. All insurance must be in effect on or before the date equipment is delivered to AT&T's Premises and shall remain in effect for the term of this Agreement or until all of Mextel's property has been removed from AT&T's Premises, whichever period is longer. If Mextel fails to maintain required coverage, AT&T may pay the premiums thereon and seek reimbursement of same from Mextel.
- 9.5 Mextel shall submit certificates of insurance reflecting the coverage required pursuant to this Section within a minimum of ten (10) business days prior to the commencement of any work in the Collocation Space. Failure to meet this interval may result in construction and equipment installation delays. Mextel shall arrange for AT&T to receive thirty (30) business days' advance notice of cancellation or non-renewal from Mextel's insurance company. Mextel shall forward a certificate of insurance and notice of cancellation/non-renewal to AT&T at the following address:
- AT&T Southeast
Collocation Service Center
600 North 19th Street
22nd Floor
Birmingham, AL 35203
- 9.6 Mextel must conform to recommendations made by AT&T's fire insurance company to the extent AT&T has agreed to, or shall hereafter agree to, such recommendations.
- 9.7 Self Insurance. If Mextel's net worth exceeds five hundred million dollars (\$500,000,000), Mextel may elect to request self-insurance status in lieu of obtaining any of the insurance required in Section 9.2 above. Mextel shall provide audited financial statements to AT&T thirty (30) days prior to the commencement of any work in the Collocation Space. AT&T shall then review such audited financial statements and respond in writing to Mextel in the event that self-insurance status is not granted to Mextel. If AT&T approves Mextel for self-insurance, Mextel shall annually furnish to AT&T, and keep current, evidence of such net worth that is attested to by one of Mextel's corporate officers. The ability to self-insure shall continue so long as Mextel meets all of the requirements of this Section. If Mextel subsequently no longer satisfies the requirements of this Section, Mextel is required to purchase insurance as indicated by Section 9.2 above.
- 9.8 The net worth requirements set forth in Section 9.7 above may be increased by AT&T from time to time during the term of this Agreement upon thirty (30) days' notice to Mextel to at least such minimum limits as shall then be customary with respect to comparable occupancy of an AT&T Premises.
- 9.9 Failure to comply with the provisions of this Section will be deemed a material breach of this Attachment.
- 10 Mechanics Lien**
- 10.1 If any mechanics lien or other liens are filed against property of either Party (AT&T or Mextel), or any improvement thereon by reason of or arising out of any labor or materials furnished or alleged to have been furnished or to be furnished to or for the other Party or by reason of any changes, or

additions to said property made at the request or under the direction of the other Party, the other Party directing or requesting those changes shall, within thirty (30) business days after receipt of written notice from the Party against whose property said lien has been filed, either pay such lien or cause the same to be bonded off the affected property in the manner provided by law. The Party causing said lien to be placed against the property of the other shall also defend at its sole cost and expense, on behalf of the other, any action, suit or proceeding which may be brought for the enforcement of such liens and shall pay any damage and discharge any judgment entered thereon.

11 Inspections

- 11.1 AT&T may conduct an inspection of Mextel's equipment and facilities in Mextel's Collocation Space(s) prior to the activation of facilities and/or services between Mextel's equipment and equipment of AT&T. AT&T may conduct an inspection if Mextel adds equipment and may otherwise conduct routine inspections at reasonable intervals mutually agreed upon by the Parties. AT&T shall provide Mextel with a minimum of forty-eight (48) hours or two (2) business days, whichever is greater, advance notice of all such inspections. All costs of such inspections shall be borne by AT&T.

12 Security and Safety Requirements

- 12.1 Unless otherwise specified, Mextel will be required, at its own expense, to conduct a statewide investigation of criminal history records for each Mextel employee hired in the past five (5) years being considered for work on an AT&T Premises, for the states/counties where the Mextel employee has worked and lived for the past five (5) years. Where state law does not permit statewide collection or reporting, an investigation of the applicable counties is acceptable. Mextel shall not be required to perform this investigation if an affiliated company of Mextel has performed an investigation of the Mextel employee seeking access, if such investigation meets the criteria set forth above. This requirement will not apply if Mextel has performed a pre-employment statewide investigation of criminal history records of the Mextel employee for the states/counties where the Mextel employee has worked and lived for the past five (5) years or, where state law does not permit a statewide investigation, an investigation of the applicable counties.
- 12.2 Mextel will be required to administer to its personnel assigned to the AT&T Premises security training either provided by AT&T, or meeting criteria defined by AT&T at AT&T's Wholesale – Southeast Web site, http://wholesale.att.com/reference_library/guides.
- 12.3 Mextel shall provide its employees and agents with picture identification, which must be worn and visible at all times while in Mextel's Collocation Space or other areas in or around the AT&T Premises. The photo identification card shall bear, at a minimum, the employee's name and photo and Mextel's name. AT&T reserves the right to remove from an AT&T Premises any employee of Mextel not possessing identification issued by Mextel or who has violated any of AT&T's policies as outlined in the CLEC Security Training documents. Mextel shall hold AT&T harmless for any damages resulting from such removal of Mextel's personnel from an AT&T Premises. Mextel shall be solely responsible for ensuring that any Guest(s) of Mextel is in compliance with all subsections of this Section.
- 12.4 Mextel shall not assign to the AT&T Premises any personnel with records of felony criminal convictions. Mextel shall not assign to the AT&T Premises any personnel with records of misdemeanor convictions, except for misdemeanor traffic violations, without advising AT&T of the nature and gravity of the offense(s). AT&T reserves the right to refuse building access to any of Mextel's personnel who have been identified to have misdemeanor criminal convictions. Notwithstanding the foregoing, in the event Mextel chooses not to advise AT&T of the nature and gravity of any misdemeanor conviction, Mextel may, in the alternative, certify to AT&T that it shall

not assign to the AT&T Premises any personnel with records of misdemeanor convictions (other than misdemeanor traffic violations).

- 12.4.1 Mextel shall not knowingly assign to the AT&T Premises any individual who was a former employee of AT&T and whose employment with AT&T was terminated for a criminal offense, whether or not AT&T sought prosecution of the individual for the criminal offense.
- 12.4.2 Mextel shall not knowingly assign to the AT&T Premises any individual who was a former supplier of AT&T and whose access to an AT&T Premises was revoked due to the commission of a criminal offense, whether or not AT&T sought prosecution of the individual for the criminal offense.
- 12.5 For each Mextel employee or agent hired by Mextel within the last five (5) years, who requires access to an AT&T Premises to perform work in Mextel Collocation Space(s), Mextel shall furnish AT&T certification that the aforementioned background check and security training were completed. This certification must be provided to and approved by AT&T before an employee or agent will be granted such access to an AT&T Premises. The certification will contain a statement that no felony convictions were found and certify that the employee completed the security training. If the employee's criminal history includes misdemeanor convictions, Mextel will disclose the nature of the convictions to AT&T at that time. In the alternative, Mextel may certify to AT&T that it shall not assign to the AT&T Premises any personnel with records of misdemeanor convictions, other than misdemeanor traffic violations.
- 12.5.1 For all other Mextel employees requiring access to an AT&T Premises pursuant to this Attachment, Mextel shall furnish AT&T, prior to an employee gaining such access, a certification that the employee is not subject to the requirements of Section 12.5 above and that security training was completed by the employee.
- 12.6 At AT&T's request, Mextel shall promptly remove from the AT&T Premises any employee of Mextel that AT&T does not wish to grant access to an AT&T Premises: 1) pursuant to any investigation conducted by AT&T, or 2) prior to the initiation of an investigation if an employee of Mextel is found interfering with the property or personnel of AT&T or another collocated telecommunications carrier, provided that an investigation shall be promptly commenced by AT&T.
- 12.7 Security Violations. AT&T reserves the right to interview Mextel's employees, agents, suppliers, or Guests in the event of wrongdoing in or around an AT&T Premises or involving AT&T's or another collocated telecommunications carrier's property or personnel, provided that AT&T shall provide reasonable notice to Mextel's Security representative of such interview. Mextel and its employees, agents, suppliers, or Guests shall reasonably cooperate with AT&T's investigation into allegations of wrongdoing or criminal conduct committed by, witnessed by, or involving Mextel's employees, agents, suppliers, or Guests. Additionally, AT&T reserves the right to bill Mextel for all reasonable costs associated with investigations involving its employees, agents, suppliers, or Guests if it is established and mutually agreed in good faith that Mextel's employees, agents, suppliers, or Guests are responsible for the alleged act(s). AT&T shall bill Mextel for AT&T property, which is stolen or damaged, where an investigation determines the culpability of Mextel's employees, agents, suppliers, or Guests and where Mextel agrees, in good faith, with the results of such investigation. Mextel shall notify AT&T in writing immediately in the event that Mextel discovers one of its employees, agents, suppliers, or Guests already working on the AT&T Premises is a possible security risk. Upon request of the other Party, the Party who is the employer shall discipline consistent with its employment practices, up to and including removal from AT&T's Premises, any employee found to have violated the security and safety requirements of this Section. Mextel shall hold AT&T harmless for any damages resulting from such removal of Mextel's personnel from an AT&T Premises.

- 12.8 Use of Supplies. Unauthorized use of equipment, supplies or other property by either Party, whether or not used routinely to provide telephone service will be strictly prohibited and handled appropriately. Costs associated with such unauthorized use may be charged to the offending Party, as may be all associated investigative costs.
- 12.9 Use of Official Lines. Except for non-toll calls necessary in the performance of their work, neither Party shall use the telephone(s) of the other Party on AT&T's Premises. Charges for unauthorized telephone calls may be charged to the offending Party, as may be all associated investigative costs.
- 12.10 Accountability. Full compliance with the Security requirements of this Section shall in no way limit the accountability of either Party to the other for the improper actions of its employees, agents, suppliers, or Guests.

13 **Destruction of Collocation Space**

- 13.1 In the event a Collocation Space is wholly or partially damaged by fire, windstorm, hurricane, tornado, flood or by similar force majeure circumstances to such an extent as to be rendered wholly unsuitable for Mextel's permitted use hereunder, then either Party may elect within ten (10) days after such damage, to terminate occupancy of the damaged Collocation Space, and if either Party shall so elect, by giving the other written notice of termination, both Parties shall stand released of and from further liability under the terms hereof. If the Collocation Space shall suffer only minor damage and shall not be rendered wholly unsuitable for Mextel's permitted use, or is damaged and the option to terminate is not exercised by either Party, AT&T covenants and agrees to proceed promptly without expense to Mextel, except for improvements not to the property of AT&T, to repair the damage. AT&T shall have a reasonable time within which to rebuild or make any repairs, and such rebuilding and repairing shall be subject to delays caused by storms, shortages of labor and materials, government regulations, strikes, walkouts, and causes beyond the control of AT&T, which causes shall not be construed as limiting factors, but as exemplary only. Mextel may, at its own expense, accelerate the rebuild of its Collocation Space and equipment provided, however, that an AT&T Certified Supplier is used and the necessary space preparation has been completed. If Mextel's acceleration of the project increases the cost of the project, then those additional charges will be incurred at Mextel's expense. Where allowed and where practical, Mextel may erect a temporary facility while AT&T rebuilds or makes repairs. In all cases where the Collocation Space shall be rebuilt or repaired, Mextel shall be entitled to an equitable abatement of rent and other charges, depending upon the unsuitability of the Collocation Space for Mextel's permitted use, until such Collocation Space is fully repaired and restored and Mextel's equipment installed therein (but in no event later than thirty (30) days after the Collocation Space is fully repaired and restored). Where Mextel has placed an Adjacent Arrangement pursuant to Section 3.4 above, Mextel shall have the sole responsibility to repair or replace said Adjacent Arrangement provided herein. Pursuant to this Section, AT&T will restore the associated services to the Adjacent Arrangement.

14 **Eminent Domain**

- 14.1 If the whole of a Collocation Space or Adjacent Arrangement shall be taken by any public authority under the power of eminent domain, then this Attachment shall terminate with respect to such Collocation Space or Adjacent Arrangement as of the date possession shall be taken by such public authority and rent and other charges for the Collocation Space or Adjacent Arrangement shall be paid up to that day with a proportionate refund by AT&T of such rent and charges as may have been paid in advance for a period subsequent to the date of the taking. If any part of the Collocation Space or Adjacent Arrangement shall be taken under eminent domain, AT&T and

Mextel shall each have the right to terminate this Attachment with respect to such Collocation Space or Adjacent Arrangement and declare the same null and void, by written notice of such intention to the other Party within ten (10) days after such taking.

15**Nonexclusivity****15.1**

Mextel understands that this Attachment is not exclusive and that AT&T may enter into similar agreements with other Parties. Assignment of Collocation Space pursuant to all such agreements shall be determined by space availability and made on a first come, first serve basis.

ENVIRONMENTAL AND SAFETY PRINCIPLES

The following principles provide basic guidance on environmental and safety issues when applying for and establishing physical collocation arrangements.

1. General Principles

- 1.1 Compliance with Applicable Law. AT&T and Mextel agree to comply with applicable federal, state, and local environmental and safety laws and regulations including U.S. Environmental Protection Agency (USEPA) regulations issued under the Clean Air Act (CAA), Clean Water Act (CWA), Resource Conservation and Recovery Act (RCRA), Comprehensive Environmental Response, Compensation and Liability Act (CERCLA), Superfund Amendments and Reauthorization Act (SARA), the Toxic Substances Control Act (TSCA), and Occupational Safety and Healthy Act (OSHA) regulations issued under the OSHA of 1970, as amended and National Fire Protection Association (NFPA), NEC and NESC (Applicable Laws) requirements. Each Party shall notify the other if compliance inspections are conducted by regulatory agencies and/or citations are issued that relate to any aspect of this Attachment.
- 1.2 Notice. AT&T and Mextel shall provide notice to the other, including any Material Safety Data Sheets (MSDSs), of known and recognized physical hazards or Hazardous Chemicals existing on site or brought on site. A Hazardous Chemical inventory list is posted on an OSHA Poster and updated annually at each Central Office. This Poster is normally located near the front entrance of the building or in the lounge area. Each Party is required to provide specific notice for known potential Imminent Danger conditions. Mextel should contact 1-800-743-6737 for any AT&T MSDS required.
- 1.3 Practices/Procedures. AT&T may make available additional environmental control procedures for Mextel to follow when working at an AT&T Premises (See Section 2, below). These practices/procedures will represent the regular work practices required to be followed by the employees and suppliers of AT&T for environmental protection. Mextel will require its suppliers, agents, Guests, and others accessing the AT&T Premises to comply with these practices. Section 2 below lists the Environmental categories where AT&T practices should be followed by Mextel when operating in the AT&T Premises.
- 1.4 Environmental and Safety Inspections. AT&T reserves the right to inspect the Mextel space with proper notification. AT&T reserves the right to stop any Mextel work operation that imposes Imminent Danger to the environment, employees or other persons in or around an AT&T Premises.
- 1.5 Hazardous Materials Brought On Site. Any hazardous materials brought into, used, stored or abandoned at an AT&T Premises by Mextel are owned by and considered the property of Mextel. Mextel will indemnify AT&T for claims, lawsuits or damages to persons or property caused by these materials. Without prior written AT&T approval, no substantial new safety or environmental hazards can be created by Mextel or different hazardous materials used by Mextel at an AT&T Premises. Mextel must demonstrate adequate emergency response capabilities for the materials used by Mextel or remaining at an AT&T Premises.
- 1.6 Spills and Releases. When contamination is discovered at an AT&T Premises, either Party discovering the condition must notify the other Party. All Spills or Releases of regulated materials will immediately be reported by Mextel to AT&T.
- 1.7 Coordinated Environmental Plans and Permits. AT&T and Mextel will coordinate plans, permits or

information required to be submitted to government agencies, such as emergency response plans, spill prevention control and countermeasures (SPCC) plans and community reporting. If fees are associated with filing, AT&T and Mextel will develop a cost sharing procedure. If AT&T's permit or EPA identification number must be used, Mextel must comply with all of AT&T's permit conditions and environmental processes, including environmental "best management practices (BMP)" (see Section 2, below) and the selection of AT&T disposition vendors and disposal sites.

- 1.8 Environmental and Safety Indemnification. AT&T and Mextel shall indemnify, defend and hold harmless the other Party from and against any claims (including, without limitation, third-party claims for personal injury or death or real or personal property damage), judgments, damages (including direct and indirect damages and punitive damages), penalties, fines, forfeitures, costs, liabilities, interest and losses arising in connection with the violation or alleged violation of any Applicable Law or contractual obligation or the presence or alleged presence of contamination arising out of the acts or omissions of the indemnifying Party, its employees, agents, suppliers, or Guests concerning its operations at an AT&T Premises.
2. **Categories for Consideration of Environmental Issues**
- 2.1 When performing functions that fall under the following Environmental categories on AT&T's Premises, Mextel agrees to comply with the applicable sections of the current issue of AT&T's Environmental and Safety Methods and Procedures (M&Ps), incorporated herein by this reference. Mextel further agrees to cooperate with AT&T to ensure that Mextel's employees, agents, suppliers and/or Guests are knowledgeable of and satisfy those provisions of AT&T's Environmental M&Ps, which apply to the specific Environmental function being performed by Mextel, its employees, agents, suppliers, and/or Guests.
- 2.2 The most current version of the reference documentation must be requested from Mextel's AT&T Regional Contract Manager (RCM).

| Environmental Categories | Environmental Issues | Addressed By The Following Documentation |
|--|--|--|
| Disposal of hazardous material or other regulated material (e.g., batteries, fluorescent tubes, solvents & cleaning materials) | Compliance with all applicable local, state & federal laws and regulations Pollution liability insurance EVET approval of supplier | Std T&C 450 Fact Sheet Series 17000 Std T&C 660-3 Approved Environmental Vendor List (Contact RCM Representative) |
| Emergency response | Hazmat/waste release/spill fire safety emergency | Fact Sheet Series 17000 Building Emergency Operations Plan (EOP) (specific to and located on AT&T's Premises) |
| Contract labor/outsourcing for services with environmental implications to be performed on AT&T Premises (e.g., disposition of hazardous material/waste; | Compliance with all applicable local, state and federal laws and regulations Performance of services in | Std T&C 450 Std T&C 450-B (Contact RCM Representative for |

| | | |
|---|---|---|
| maintenance of storage tanks) | accordance with AT&T's environmental M&Ps Insurance | copy of appropriate E/S M&Ps.) Std T&C 660 |
| Transportation of hazardous material | Compliance with all applicable local, state & federal laws and regulations Pollution liability insurance EVET approval of supplier | Std T&C 450 Fact Sheet Series 17000 Std T&C 660-3 Approved Environmental Vendor List (Contact RCM Representative) |
| Maintenance/operations work which may produce a waste Other maintenance work | Compliance with all applicable local, state & federal laws and regulations Protection of AT&T employees and equipment | Std T&C 450 29 C.F.R. § 1910.147 (OSHA Standard) 29 C.F.R. § 1910 Subpart O (OSHA Standard) |
| Janitorial service | All waste removal and disposal must conform to all applicable federal, state and local regulations All Hazardous Material and Waste Asbestos notification and protection of employees and equipment | Procurement Manager (CRES Related Matters)-AT&T Supply Chain Services Fact Sheet Series 17000 GU-BTEN-001BT, Chapter 3 BSP 010-170-001BS (Hazcom) |
| Manhole cleaning | Compliance with all applicable local, state & federal laws and regulations Pollution liability insurance EVET approval of supplier | Std T&C 450 Fact Sheet 14050 BSP 620-145-011PR Issue A, August 1996 Std T&C 660-3 Approved Environmental Vendor List (Contact RCM Representative) |
| Removing or disturbing building materials that may contain asbestos | Asbestos work practices | GU-BTEN-001BT, Chapter 3 for questions regarding removing or disturbing materials that contain asbestos, call the AT&T Building Service Center: AL, MS, TN, KY & LA (local area code) 557-6194 FL, GA, NC & SC (local area code) |

| | | |
|--|--|----------|
| | | 780-2740 |
|--|--|----------|

3. **Definitions**

Generator. Under RCRA, the person whose act produces a Hazardous Waste, as defined in 40 C.F.R. § 261, or whose act first causes a Hazardous Waste to become subject to regulation. The Generator is legally responsible for the proper management and disposal of Hazardous Wastes in accordance with regulations.

Hazardous Chemical. As defined in the U.S. OSHA hazard communications standard (29 C.F.R. § 1910.1200), any chemical which is a health hazard or physical hazard.

Hazardous Waste. As defined in Section 1004 of RCRA.

Imminent Danger. Any conditions or practices at an AT&T Premises which are such that a danger exists which could reasonably be expected to cause immediate death or serious harm to people or immediate significant damage to the environment or natural resources.

Spill or Release. As defined in Section 101 of CERCLA.

4. **Acronyms**

RCM – Regional Collocation Manager (f/k/a Account Team Collocation Coordinator)

BST – BellSouth Telecommunications

CRES – Corporate Real Estate and Services (formerly PS&M)

DEC/LDEC – Department Environmental Coordinator/Local Department Environmental Coordinator

E/S – Environmental/Safety

EVET – Environmental Vendor Evaluation Team

GU-BTEN-001BT – AT&T Environmental Methods and Procedures

NESC – National Electrical Safety Codes

P&SM – Property & Services Management

Std T&C – Standard Terms & Conditions

| COLLOCATION - Alabama | | | | | | | | | | | Att: 4 Exh: B | | | | |
|---|---|---------|------|--|-------|-----------|--------------|-------|-------------------------|----------------------------------|--------------------------------------|--|--|---|---|
| CATEGORY | RATE ELEMENTS | Interim | Zone | BCS | USOC | RATES(\$) | | | | Svc Order Submitted Elec per LSR | Svc Order Submitted Manually per LSR | Incremental Charge - Manual Svc Order vs. Electronic-1st | Incremental Charge - Manual Svc Order vs. Electronic-Add'l | Incremental Charge - Manual Svc Order vs. Electronic-Disc 1st | Incremental Charge - Manual Svc Order vs. Electronic-Disc Add'l |
| | | | | | | Rec | Nonrecurring | | Nonrecurring Disconnect | | OSS Rates(\$) | | | | |
| | | | | | | | First | Add'l | First | Add'l | SOME C | SOMAN | SOMAN | SOMAN | SOMAN |
| PHYSICAL COLLOCATION | | | | | | | | | | | | | | | |
| Application | | | | | | | | | | | | | | | |
| | Physical Collocation - Initial Application Fee | | | CLO | PE1BA | | 1,879.48 | | 0.51 | | | | | | |
| | Physical Collocation - Subsequent Application Fee | | | CLO | PE1CA | | 1,566.60 | | 0.51 | | | | | | |
| | Physical Collocation - Co-Carrier Cross Connects/Direct Connect, Application Fee, per application | | | CLO | PE1DT | | 584.22 | | | | | | | | |
| | Physical Collocation Administrative Only - Application Fee | | | CLO | PE1BL | | 742.15 | | | | | | | | |
| | Physical Collocation - Application Cost, Simple Augment | | | CLO | PE1KS | | 594.41 | | 1.21 | | | | | | |
| | Physical Collocation - Application Cost, Minor Augment | | | CLO | PE1KM | | 833.47 | | 1.21 | | | | | | |
| | Physical Collocation - Application Cost, Intermediate Augment | | | CLO | PE1K1 | | 1,058.00 | | 1.21 | | | | | | |
| | Physical Collocation - Application Cost - Major Augment | | | CLO | PE1KJ | | 2,410.00 | | 1.21 | | | | | | |
| Space Preparation | | | | | | | | | | | | | | | |
| | Physical Collocation - Floor Space, per sq feet | | | CLO | PE1PJ | 3.22 | | | | | | | | | |
| | Physical Collocation - Space Enclosure, welded wire, first 50 square feet | | | CLO | PE1BX | 140.99 | | | | | | | | | |
| | Physical Collocation - Space enclosure, welded wire, first 100 square feet | | | CLO | PE1BW | 156.33 | | | | | | | | | |
| | Physical Collocation - Space enclosure, welded wire, each additional 50 square feet | | | CLO | PE1CW | 15.34 | | | | | | | | | |
| | Physical Collocation - Space Preparation - C.O. Modification per square ft. | | | CLO | PE1SK | 1.96 | | | | | | | | | |
| | Physical Collocation - Space Preparation, Common Systems Modifications-Cageless, per square foot | | | CLO | PE1SL | 2.62 | | | | | | | | | |
| | Physical Collocation - Space Preparation - Common Systems Modifications-Caged, per cage | | | CLO | PE1SM | 88.86 | | | | | | | | | |
| | Physical Collocation - Space Preparation - Firm Order Processing | | | CLO | PE1SJ | | 600.71 | | | | | | | | |
| | Physical Collocation - Space Availability Report, per Central Office Requested | | | CLO | PE1SR | | 1,075.17 | | | | | | | | |
| Power | | | | | | | | | | | | | | | |
| | Physical Collocation - Power, -48V DC Power - per Fused Amp Requested | | | CLO | PE1PL | 7.83 | | | | | | | | | |
| | Physical Collocation - Power, 120V AC Power, Single Phase, per Breaker Amp | | | CLO | PE1FB | 4.91 | | | | | | | | | |
| | Physical Collocation - Power, 240V AC Power, Single Phase, per Breaker Amp | | | CLO | PE1FD | 9.84 | | | | | | | | | |
| | Physical Collocation - Power, 120V AC Power, Three Phase, per Breaker Amp | | | CLO | PE1FE | 14.74 | | | | | | | | | |
| | Physical Collocation - Power, 277V AC Power, Three Phase, per Breaker Amp | | | CLO | PE1FG | 34.06 | | | | | | | | | |
| Cross Connects (Cross Connects, Co-Carrier Cross Connects, and Ports) | | | | | | | | | | | | | | | |
| | Physical Collocation - 2-wire cross-connect, loop, provisioning | | | UEANL, UEQ, UNCNX, UEA, UCL, UAL, UHL, UDN, UNCVX | PE1P2 | 0.03 | 12.30 | 11.80 | 6.03 | 5.44 | | | | | |
| | Physical Collocation - 4-wire cross-connect, loop, provisioning | | | UEA, UHL, UNCVX, UNCDX, UCL, UDL | PE1P4 | 0.05 | 12.39 | 11.87 | 6.39 | 5.73 | | | | | |
| | Physical Collocation -DS1 Cross-Connect for Physical Collocation, provisioning | | | WDS1L, WDS1S, UXTD1, ULDD1, USLEL, UNLD1, U1TD1, UNC1X, UEPSR, UEPSB, UEPEX, UEPEX, UEL, UEPEX, UEPDX | PE1P1 | 1.11 | 22.03 | 15.93 | 6.40 | 5.79 | | | | | |
| | Physical Collocation - DS3 Cross-Connect, provisioning | | | UE3, U1TD3, UXTD3, UXTS1, UNC3X, UNCSX, ULDD3, U1TS1, ULDS1, UNLD3, UEPEX, UEPDX, UEPSR, UEPSB, UEPSE, UEPSP | PE1P3 | 14.16 | 20.89 | 15.20 | 7.38 | 5.92 | | | | | |

| COLLOCATION - Alabama | | | | | | | | | | | | | | Att: 4 Exh: B | | | | | | |
|--|---------------|--|--|--|--|--|---------|--|----------------------------|-------|--------------|----------|-------------------------|---------------|----------------------------------|--------------------------------------|--|--|---|---|
| CATEGORY | RATE ELEMENTS | | | | | | Interim | Zone | BCS | USOC | RATES(\$) | | | | Svc Order Submitted Elec per LSR | Svc Order Submitted Manually per LSR | Incremental Charge - Manual Svc Order vs. Electronic-1st | Incremental Charge - Manual Svc Order vs. Electronic-Add'l | Incremental Charge - Manual Svc Order vs. Electronic-Disc 1st | Incremental Charge - Manual Svc Order vs. Electronic-Disc Add'l |
| | | | | | | | | | | Rec | Nonrecurring | | Nonrecurring Disconnect | | OSS Rates(\$) | | | | | |
| | | | | | | | | | | | First | Add'l | First | Add'l | SOMEC | SOMAN | SOMAN | SOMAN | SOMAN | SOMAN |
| | | | | | | | | CLO, ULDO3, ULD12, ULD48, U1TO3, U1T12, U1T48, UDLO3, UDL12, UDF | PE1F2 | 2.81 | 20.89 | 15.20 | 7.38 | 5.92 | | | | | | |
| | | | | | | | | Physical Collocation - 2-Fiber Cross-Connect | | | | | | | | | | | | |
| | | | | | | | | ULD03, ULD12, ULD48, U1TO3, U1T12, U1T48, UDLO3, UDL12, UDF, UDFCX | PE1F4 | 4.99 | 25.55 | 19.86 | 9.71 | 8.25 | | | | | | |
| | | | | | | | | Physical Collocation - 4-Fiber Cross-Connect | | | | | | | | | | | | |
| | | | | | | | | Physical Collocation - Co-Carrier Cross Connects/Direct Connect - Fiber Cable Support Structure, per linear foot, per Cable. | CLO | PE1ES | 0.0011 | | | | | | | | | |
| | | | | | | | | Physical Collocation - Co-Carrier Cross Connect/Direct Connect - Copper/Coax Cable Support Structure, per linear foot, per cable. | CLO | PE1DS | 0.0016 | | | | | | | | | |
| | | | | | | | | Physical Collocation 2-Wire Cross Connect, Port | UEPSR, UEPSB, UEPSX, UEP2C | PE1R2 | 0.03 | 12.30 | 11.80 | 6.03 | 5.44 | | | | | |
| | | | | | | | | Physical Collocation 4-Wire Cross Connect, Port | UEPEX, UEPDD | PE1R4 | 0.05 | 12.39 | 11.87 | 6.39 | 5.73 | | | | | |
| Security | | | | | | | | | | | | | | | | | | | | |
| | | | | | | | | Physical Collocation - Security Escort for Basic Time - normally scheduled work, per half hour | CLO | PE1BT | | 16.93 | 10.73 | | | | | | | |
| | | | | | | | | Physical Collocation - Security Escort for Overtime - outside of normally scheduled working hours on a scheduled work day, per half hour | CLO | PE1OT | | 22.05 | 13.86 | | | | | | | |
| | | | | | | | | Physical Collocation - Security Escort for Premium Time - outside of scheduled work day, per half hour | CLO | PE1PT | | 27.17 | 16.98 | | | | | | | |
| | | | | | | | | Physical Collocation - Security Access System - Security System per Central Office | CLO | PE1AX | 45.70 | | | | | | | | | |
| | | | | | | | | Physical Collocation - Security Access System - New Card Activation, per Card Activation (First), per State | CLO | PE1A1 | 0.05 | 27.79 | | | | | | | | |
| | | | | | | | | Physical Collocation - Security Access System - Administrative Change, existing Access Card, per Request, per State, per Card | CLO | PE1AA | | 7.79 | | | | | | | | |
| | | | | | | | | Physical Collocation - Security Access System - Replace Lost or Stolen Card, per Card | CLO | PE1AR | | 22.78 | | | | | | | | |
| | | | | | | | | Physical Collocation - Security Access - Initial Key, per Key | CLO | PE1AK | | 13.10 | | | | | | | | |
| | | | | | | | | Physical Collocation - Security Access - Key, Replace Lost or Stolen Key, per Key | CLO | PE1AL | | 13.10 | | | | | | | | |
| CFA | | | | | | | | | | | | | | | | | | | | |
| | | | | | | | | Physical Collocation - CFA Information Resend Request, per premises, per arrangement, per request | CLO | PE1C9 | | 77.56 | | | | | | | | |
| Cable Records - Note: The rates in the First & Additional columns will actually be billed as "Initial I" and "Subsequent S" respectively | | | | | | | | | | | | | | | | | | | | |
| | | | | | | | | Physical Collocation - Cable Records, per request | CLO | PE1CR | I 759.29 | S 488.11 | 133.00 | | | | | | | |
| | | | | | | | | Physical Collocation, Cable Records, VG/DS0 Cable, per cable record (maximum 3600 records) | CLO | PE1CD | 326.92 | | 189.12 | | | | | | | |
| | | | | | | | | Physical Collocation, Cable Records, VG/DS0 Cable, per each 100 pair | CLO | PE1CO | 4.81 | | 5.90 | | | | | | | |
| | | | | | | | | Physical Collocation, Cable Records, DS1, per T1 TIE | CLO | PE1C1 | 2.25 | | 2.76 | | | | | | | |
| | | | | | | | | Physical Collocation, Cable Records, DS3, per T3 TIE | CLO | PE1C3 | 7.88 | | 9.66 | | | | | | | |
| | | | | | | | | Physical Collocation - Cable Records, Fiber Cable, per cable record (maximum 99 records) | CLO | PE1CB | 84.49 | | 77.13 | | | | | | | |
| | | | | | | | | Physical Collocation, Cable Records, CAT5/RJ45 | CLO | PE1C5 | 2.25 | | 2.76 | | | | | | | |
| Virtual to Physical | | | | | | | | | | | | | | | | | | | | |
| | | | | | | | | Physical Collocation - Virtual to Physical Collocation Relocation, per Voice Grade Circuit | CLO | PE1BV | 33.00 | | | | | | | | | |
| | | | | | | | | Physical Collocation - Virtual to Physical Collocation Relocation, per DSO Circuit | CLO | PE1BO | 33.00 | | | | | | | | | |
| | | | | | | | | Physical Collocation - Virtual to Physical Collocation Relocation, per DS1 Circuit | CLO | PE1B1 | 52.00 | | | | | | | | | |
| | | | | | | | | Physical Collocation - Virtual to Physical Collocation Relocation, per DS3 Circuit | CLO | PE1B3 | 52.00 | | | | | | | | | |

| COLLOCATION - Alabama | | | | | | | | | | | | | | Att: 4 Exh: B | | | |
|--|---------------|--|--|---------|------|--|-------|-----------|--------------|-------|-------------------------|----------------------------------|--------------------------------------|--|--|---|---|
| CATEGORY | RATE ELEMENTS | | | Interim | Zone | BCS | USOC | RATES(\$) | | | | Svc Order Submitted Elec per LSR | Svc Order Submitted Manually per LSR | Incremental Charge - Manual Svc Order vs. Electronic-1st | Incremental Charge - Manual Svc Order vs. Electronic-Add'l | Incremental Charge - Manual Svc Order vs. Electronic-Disc 1st | Incremental Charge - Manual Svc Order vs. Electronic-Disc Add'l |
| | | | | | | | | Rec | Nonrecurring | | Nonrecurring Disconnect | | OSS Rates(\$) | | | | |
| | | | | | | | | | First | Add'l | First | Add'l | SOME | SOMAN | SOMAN | SOMAN | SOMAN |
| | | Physical Collocation - Virtual to Physical Collocation In-Place, Per Voice Grade Circuit | | | | CLO | PE1BR | | 22.44 | | | | | | | | |
| | | Physical Collocation Virtual to Physical Collocation In-Place, Per DSO Circuit | | | | CLO | PE1BP | | 22.44 | | | | | | | | |
| | | Physical Collocation - Virtual to Physical Collocation In-Place, Per DS1 Circuit | | | | CLO | PE1BS | | 32.62 | | | | | | | | |
| | | Physical Collocation - Virtual to Physical Collocation In-Place, per DS3 Circuit | | | | CLO | PE1BE | | 32.62 | | | | | | | | |
| Entrance Cable | | | | | | | | | | | | | | | | | |
| | | Physical Collocation - Fiber Cable Installation, Pricing, non-recurring charge, per Entrance Cable | | | | CLO | PE1BD | | 859.71 | | 22.49 | | | | | | |
| | | Physical Collocation - Fiber Cable Support Structure, per Entrance Cable | | | | CLO | PE1PM | 17.11 | | | | | | | | | |
| | | Physical Collocation - Fiber Entrance Cable Installation, per Fiber | | | | CLO | PE1ED | | 3.87 | | | | | | | | |
| VIRTUAL COLLOCATION | | | | | | | | | | | | | | | | | |
| Application | | | | | | | | | | | | | | | | | |
| | | Virtual Collocation - Application Fee | | | | AMTFS | EA | | 1,205.26 | | 0.51 | | | | | | |
| | | Virtual Collocation - Co-Carrier Cross Connects/Direct Connect, Application Fee, per application | | | | AMTFS | VE1CA | | 584.22 | | | | | | | | |
| | | Virtual Collocation Administrative Only - Application Fee | | | | AMTFS | VE1AF | | 742.15 | | | | | | | | |
| Space Preparation | | | | | | | | | | | | | | | | | |
| | | Virtual Collocation - Floor Space, per sq. ft. | | | | AMTFS | ESPVX | 3.22 | | | | | | | | | |
| Power | | | | | | | | | | | | | | | | | |
| | | Virtual Collocation - Power, per fused amp | | | | AMTFS | ESPAX | 7.83 | | | | | | | | | |
| Cross Connects (Cross Connects, Co-Carrier Cross Connects, and Ports) | | | | | | | | | | | | | | | | | |
| | | Virtual Collocation - 2-wire cross-connect, loop, provisioning | | | | UEANL, UE, UDN, UAL, UHL, UCL, UEQ, UNCVX, UNCDX, UNCNX | UEAC2 | 0.03 | 12.30 | 11.80 | 6.03 | 5.44 | | | | | |
| | | Virtual Collocation - 4-wire cross-connect, loop, provisioning | | | | UEA, UHL, UCL, UDL, UNCVX, UNCDX | UEAC4 | 0.05 | 12.39 | 11.87 | 6.39 | 5.73 | | | | | |
| | | Virtual collocation - Special Access & UNE, cross-connect per DS1 | | | | ULR, UXTD1, UNC1X, ULDD1, U1TD1, USLEL, UNLD1, USL, UEPEX, UEPDX | CNC1X | 1.11 | 22.03 | 15.93 | 6.40 | 5.79 | | | | | |
| | | Virtual collocation - Special Access & UNE, cross-connect per DS3 | | | | USL, UE3, U1TD3, UXTS1, UXTD3, UNC3X, UNCSX, ULDD3, U1TS1, ULDS1, UDLX, UNLD3, XDEST | CND3X | 14.16 | 20.89 | 15.20 | 7.38 | 5.92 | | | | | |
| | | Virtual Collocation - 2-Fiber Cross Connects | | | | UDL12, UDLO3, U1T48, U1T12, U1TO3, ULDO3, ULD12, ULD48, UDF | CNC2F | 2.84 | 20.89 | 15.20 | 7.38 | 5.92 | | | | | |
| | | Virtual Collocation - 4-Fiber Cross Connects | | | | UDL12, UDLO3, U1T48, U1T12, U1TO3, ULDO3, ULD12, ULD48, UDF | CNC4F | 5.69 | 25.55 | 19.86 | 9.71 | 8.25 | | | | | |
| | | Virtual Collocation - Co-Carrier Cross Connects/Direct Connect - Fiber Cable Support Structure, per linear foot, per cable | | | | AMTFS | VE1CB | 0.0011 | | | | | | | | | |
| | | Virtual Collocation - Co-Carrier Cross Connects/Direct Connect - Copper/Coax Cable Support Structure, per linear foot, per cable | | | | AMTFS | VE1CD | 0.0016 | | | | | | | | | |
| | | Virtual Collocation 2-Wire Cross Connect, Port | | | | UEPSX, UEPSB, UEPS, UEPSR, UEP2C | VE1R2 | 0.03 | 12.30 | 11.80 | 6.03 | 5.44 | | | | | |
| | | Virtual Collocation 4-Wire Cross Connect, Port | | | | UEPDD, UEPEX | VE1R4 | 0.05 | 12.39 | 11.87 | 6.39 | 5.73 | | | | | |

| COLLOCATION - Alabama | | | | | | | | | | | Att: 4 Exh: B | | | | | |
|---|--|---------|------|-------|-------|-----------|--------------|-------|-------------------------|----------------------------------|--------------------------------------|--|--|---|---|-------|
| CATEGORY | RATE ELEMENTS | Interim | Zone | BCS | USOC | RATES(\$) | | | | Svc Order Submitted Elec per LSR | Svc Order Submitted Manually per LSR | Incremental Charge - Manual Svc Order vs. Electronic-1st | Incremental Charge - Manual Svc Order vs. Electronic-Add'l | Incremental Charge - Manual Svc Order vs. Electronic-Disc 1st | Incremental Charge - Manual Svc Order vs. Electronic-Disc Add'l | |
| | | | | | | Rec | Nonrecurring | | Nonrecurring Disconnect | | OSS Rates(\$) | | | | | |
| | | | | | | | First | Add'l | First | Add'l | SOME C | SOMAN | SOMAN | SOMAN | SOMAN | SOMAN |
| CFA | | | | | | | | | | | | | | | | |
| | Virtual Collocation - CFA Information Resend Request, per Premises, per Arrangement, per request | | | AMTFS | VE1QR | | 77.56 | | | | | | | | | |
| Cable Records - Note: The rates in the First & Additional columns will actually be billed as "Initial I" & "Subsequent S" respectively | | | | | | | | | | | | | | | | |
| | Virtual Collocation Cable Records - per request | | | AMTFS | VE1BA | I | 759.29 | S | 488.11 | 133.00 | | | | | | |
| | Virtual Collocation Cable Records - VG/DS0 Cable, per cable record | | | AMTFS | VE1BB | | 326.92 | | | 189.12 | | | | | | |
| | Virtual Collocation Cable Records - VG/DS0 Cable, per each 100 pair | | | AMTFS | VE1BC | | 4.81 | | | 5.90 | | | | | | |
| | Virtual Collocation Cable Records - DS1, per T1TIE | | | AMTFS | VE1BD | | 2.25 | | | 2.76 | | | | | | |
| | Virtual Collocation Cable Records - DS3, per T3TIE | | | AMTFS | VE1BE | | 7.88 | | | 9.66 | | | | | | |
| | Virtual Collocation Cable Records - Fiber Cable, per 99 fiber records | | | AMTFS | VE1BF | | 84.49 | | | 77.13 | | | | | | |
| | Virtual Collocation Cable Records - CAT 5/RJ45 | | | AMTFS | VE1B5 | | 2.25 | | | 2.76 | | | | | | |
| Security | | | | | | | | | | | | | | | | |
| | Virtual collocation - Security escort, basic time, normally scheduled work hours | | | AMTFS | SPTBX | | 16.93 | | 10.73 | | | | | | | |
| | Virtual collocation - Security escort, overtime, outside of normally scheduled work hours on a normal working day | | | AMTFS | SPTOX | | 22.05 | | 13.86 | | | | | | | |
| | Virtual collocation - Security escort, premium time, outside of a scheduled work day | | | AMTFS | SPTPX | | 27.17 | | 16.98 | | | | | | | |
| Maintenance | | | | | | | | | | | | | | | | |
| | Virtual collocation - Maintenance in CO - Basic, per half hour | | | AMTFS | CTRLX | | 27.93 | | 10.73 | | | | | | | |
| | Virtual collocation - Maintenance in CO - Overtime, per half hour | | | AMTFS | SPTOM | | 36.47 | | 13.86 | | | | | | | |
| | Virtual collocation - Maintenance in CO - Premium per half hour | | | AMTFS | SPTPM | | 45.02 | | 16.98 | | | | | | | |
| Entrance Cable | | | | | | | | | | | | | | | | |
| | Virtual Collocation - Cable Installation Charge, per cable | | | AMTFS | ESPCX | | 859.71 | | 22.49 | | | | | | | |
| | Virtual Collocation - Cable Support Structure, per cable | | | AMTFS | ESPSX | | 14.97 | | | | | | | | | |
| COLLOCATION IN THE REMOTE SITE | | | | | | | | | | | | | | | | |
| Physical Remote Site Collocation | | | | | | | | | | | | | | | | |
| | Physical Collocation in the Remote Site - Application Fee | | | CLORS | PE1RA | | 307.70 | | 168.22 | | | | | | | |
| | Cabinet Space in the Remote Site per Bay/ Rack | | | CLORS | PE1RB | | 201.42 | | | | | | | | | |
| | Physical Collocation in the Remote Site - Security Access - Key | | | CLORS | PE1RD | | 13.10 | | | | | | | | | |
| | Physical Collocation in the Remote Site - Space Availability Report per Premises Requested | | | CLORS | PE1SR | | 115.87 | | | | | | | | | |
| | Physical Collocation in the Remote Site - Remote Site CLLI Code Request, per CLLI Code Requested | | | CLORS | PE1RE | | 37.56 | | | | | | | | | |
| | Remote Site DLEC Data (BRSDI), per Compact Disk, per CO Power, DC Power Provisioning (Alabama Only ICB Rate) | | | CLORS | PE1RR | | 233.38 | | | | | | | | | |
| | Physical Collocation - Security Escort for Basic Time - normally scheduled work, per half hour | | | CLORS | PE1BT | | 16.93 | | 10.73 | | | | | | | |
| | Physical Collocation - Security Escort for Overtime - outside of normally scheduled working hours on a scheduled work day, per half hour | | | CLORS | PE1OT | | 22.05 | | 13.86 | | | | | | | |
| | Physical Collocation - Security Escort for Premium Time - outside of scheduled work day, per half hour | | | CLORS | PE1PT | | 27.17 | | 16.98 | | | | | | | |
| Adjacent Remote Site Collocation | | | | | | | | | | | | | | | | |
| | Remote Site-Adjacent Collocation-Application Fee | | | CLORS | PE1RU | | 755.62 | | 755.62 | | | | | | | |
| | Remote Site-Adjacent Collocation - Real Estate, per square foot | | | CLORS | PE1RT | | 0.134 | | | | | | | | | |
| | Remote Site-Adjacent Collocation - AC Power, per breaker amp | | | CLORS | PE1RS | | 6.27 | | | | | | | | | |
| NOTE: If Security Escort and/or Add'l Engineering Fees become necessary for adjacent remote site collocation, the Parties will negotiate appropriate rates. | | | | | | | | | | | | | | | | |
| Virtual Remote Site Collocation | | | | | | | | | | | | | | | | |
| | Virtual Collocation in the Remote Site - Application Fee | | | VE1RS | VE1RB | | 307.70 | | 307.70 | 168.22 | 168.22 | | | | | |
| | Virtual Collocation in the Remote Site - Per Bay/Rack of Space | | | VE1RS | VE1RC | | 201.42 | | | | | | | | | |
| | Virtual Collocation in the Remote Site - Space Availability Report per Premises requested | | | VE1RS | VE1RR | | 115.87 | | 115.87 | | | | | | | |
| | Virtual Collocation in the Remote Site - Remote Site CLLI Code Request, per CLLI Code Requested | | | VE1RS | VE1RL | | 37.56 | | 37.56 | | | | | | | |

| COLLOCATION - Alabama | | | | | | | | | | | | | Att: 4 Exh: B | | | | | |
|-----------------------|---------------|---|---------|------|----------------------------------|-------|-----------|--------------|-------|-------------------------|----------------------------------|--------------------------------------|--|--|---|---|-------|--|
| CATEGORY | RATE ELEMENTS | | Interim | Zone | BCS | USOC | RATES(\$) | | | | Svc Order Submitted Elec per LSR | Svc Order Submitted Manually per LSR | Incremental Charge - Manual Svc Order vs. Electronic-1st | Incremental Charge - Manual Svc Order vs. Electronic-Add'l | Incremental Charge - Manual Svc Order vs. Electronic-Disc 1st | Incremental Charge - Manual Svc Order vs. Electronic-Disc Add'l | | |
| | | | | | | | Rec | Nonrecurring | | Nonrecurring Disconnect | | OSS Rates(\$) | | | | | | |
| | | | | | | | | First | Add'l | First | Add'l | SOMEc | SOMAN | SOMAN | SOMAN | SOMAN | SOMAN | |
| ADJACENT COLLOCATION | | | | | | | | | | | | | | | | | | |
| | | Adjacent Collocation - Space Charge per Sq. Ft. | | | CLOAC | PE1JA | 0.14 | | | | | | | | | | | |
| | | Adjacent Collocation - Electrical Facility Charge per Linear Ft. | | | CLOAC | PE1JC | 5.41 | | | | | | | | | | | |
| | | | | | UEANL,UEQ,UEA,UCL, UAL, UHL, UDN | PE1JE | 0.02 | 12.30 | 11.80 | 6.03 | 5.44 | | | | | | | |
| | | Adjacent Collocation - 2-Wire Cross-Connects | | | UEA,UHL,UDL,UCL | PE1JF | 0.04 | 12.39 | 11.87 | 6.39 | 5.73 | | | | | | | |
| | | Adjacent Collocation - 4-Wire Cross-Connects | | | USL | PE1JG | 1.03 | 22.03 | 15.93 | 6.40 | 5.79 | | | | | | | |
| | | Adjacent Collocation - DS1 Cross-Connects | | | UE3 | PE1JH | 13.95 | 20.89 | 15.20 | 7.38 | 5.92 | | | | | | | |
| | | Adjacent Collocation - DS3 Cross-Connects | | | CLOAC | PE1JJ | 2.36 | 20.89 | 15.20 | 7.38 | 5.92 | | | | | | | |
| | | Adjacent Collocation - 2-Fiber Cross-Connect | | | CLOAC | PE1JK | 4.52 | 25.55 | 19.86 | 9.71 | 8.25 | | | | | | | |
| | | Adjacent Collocation - 4-Fiber Cross-Connect | | | CLOAC | PE1JB | | 1,576.69 | | 0.51 | | | | | | | | |
| | | Adjacent Collocation - Application Fee | | | | | | | | | | | | | | | | |
| | | Adjacent Collocation - 120V, Single Phase Standby Power Rate per AC Breaker Amp | | | CLOAC | PE1JL | 4.91 | | | | | | | | | | | |
| | | Adjacent Collocation - 240V, Single Phase Standby Power Rate per AC Breaker Amp | | | CLOAC | PE1JM | 9.84 | | | | | | | | | | | |
| | | Adjacent Collocation - 120V, Three Phase Standby Power Rate per AC Breaker Amp | | | CLOAC | PE1JN | 14.74 | | | | | | | | | | | |
| | | Adjacent Collocation - 277V, Three Phase Standby Power Rate per AC Breaker Amp | | | CLOAC | PE1JO | 34.06 | | | | | | | | | | | |
| | | Adjacent Collocation - DC power provisioning (Alabama Only Mandate ICB) | | | | | | | | | | | | | | | | |
| | | Note: ICB means Individual Case Basis | | | | | | | | | | | | | | | | |

| COLLOCATION - Florida | | | | | | | | | | | | | Att: 4 Exh: B | | | | | | | |
|---|---------------|---|--|--|--|---------|------|--------|----------|-----------|--------------|--------|-------------------------|----------------------------------|--------------------------------------|--|--|---|---|-------|
| CATEGORY | RATE ELEMENTS | | | | | Interim | Zone | BCS | USOC | RATES(\$) | | | | Svc Order Submitted Elec per LSR | Svc Order Submitted Manually per LSR | Incremental Charge - Manual Svc Order vs. Electronic-1st | Incremental Charge - Manual Svc Order vs. Electronic-Add'l | Incremental Charge - Manual Svc Order vs. Electronic-Disc 1st | Incremental Charge - Manual Svc Order vs. Electronic-Disc Add'l | |
| | | | | | | | | | | Rec | Nonrecurring | | Nonrecurring Disconnect | | OSS Rates(\$) | | | | | |
| | | | | | | | | | | | First | Add'l | First | Add'l | SOME C | SOMAN | SOMAN | SOMAN | SOMAN | SOMAN |
| PHYSICAL COLLOCATION | | | | | | | | | | | | | | | | | | | | |
| Application | | | | | | | | | | | | | | | | | | | | |
| | | Physical Collocation - Initial Application Fee | | | CLO | PE1BA | | | 2,785.00 | | | | 1.20 | | | | | | | |
| | | Physical Collocation - Subsequent Application Fee | | | CLO | PE1CA | | | 2,236.00 | | | | 1.20 | | | | | | | |
| | | Physical Collocation - Co-Carrier Cross Connects/Direct Connect, Application Fee, per application | | | CLO | PE1DT | | | 564.81 | | | | | | | | | | | |
| | | Physical Collocation - Power Reconfiguration Only, Application Fee | | | CLO | PE1PR | | | 409.50 | | | | | | | | | | | |
| | | Physical Collocation Administrative Only - Application Fee | | | CLO | PE1BL | | | 760.91 | | | | 1.20 | | | | | | | |
| Space Preparation | | | | | | | | | | | | | | | | | | | | |
| | | Physical Collocation - Floor Space, per sq feet | | | CLO | PE1PJ | | 5.28 | | | | | | | | | | | | |
| | | Physical Collocation - Space Enclosure, welded wire, first 50 square feet | | | CLO | PE1BX | | 171.12 | | | | | | | | | | | | |
| | | Physical Collocation - Space enclosure, welded wire, first 100 square feet | | | CLO | PE1BW | | 189.73 | | | | | | | | | | | | |
| | | Physical Collocation - Space enclosure, welded wire, each additional 50 square feet | | | CLO | PE1CW | | 18.61 | | | | | | | | | | | | |
| | | Physical Collocation - Space Preparation - C.O. Modification per square ft. | | | CLO | PE1SK | | 2.38 | | | | | | | | | | | | |
| | | Physical Collocation - Space Preparation, Common Systems Modifications-Cageless, per square foot | | | CLO | PE1SL | | 2.50 | | | | | | | | | | | | |
| | | Physical Collocation - Space Preparation - Common Systems Modifications-Caged, per cage | | | CLO | PE1SM | | 84.93 | | | | | | | | | | | | |
| | | Physical Collocation - Space Preparation - Firm Order Processing | | | CLO | PE1SJ | | 287.36 | | | | | | | | | | | | |
| | | Physical Collocation - Space Availability Report, per Central Office Requested | | | CLO | PE1SR | | 572.66 | | | | | | | | | | | | |
| Power | | | | | | | | | | | | | | | | | | | | |
| | | Physical Collocation - Power, -48V DC Power - per Fused Amp Requested | | | CLO | PE1PL | | 7.80 | | | | | | | | | | | | |
| | | Physical Collocation - Power, 120V AC Power, Single Phase, per Breaker Amp | | | CLO | PE1FB | | 5.26 | | | | | | | | | | | | |
| | | Physical Collocation - Power, 240V AC Power, Single Phase, per Breaker Amp | | | CLO | PE1FD | | 10.53 | | | | | | | | | | | | |
| | | Physical Collocation - Power, 120V AC Power, Three Phase, per Breaker Amp | | | CLO | PE1FE | | 15.80 | | | | | | | | | | | | |
| | | Physical Collocation - Power, 277V AC Power, Three Phase, per Breaker Amp | | | CLO | PE1FG | | 36.47 | | | | | | | | | | | | |
| | | Physical Collocation - Power - DC power, per Used Amp | | | CLO | PE1FN | | 10.69 | | | | | | | | | | | | |
| Cross Connects (Cross Connects, Co-Carrier Cross Connects, and Ports) | | | | | | | | | | | | | | | | | | | | |
| | | Physical Collocation - 2-wire cross-connect, loop, provisioning | | | UEANL,UEQ,UNCN X, UEA, UCL, UAL, UHL, UDN, UNCVX | PE1P2 | | 0.0208 | 7.32 | 5.37 | 4.58 | 2.71 | | | | | | | | |
| | | Physical Collocation - 4-wire cross-connect, loop, provisioning | | | UEA, UHL, UNCVX, UNCDX, UCL, UDL | PE1P4 | | 0.0416 | 8.00 | 5.75 | 5.00 | 2.69 | | | | | | | | |
| | | Physical Collocation -DS1 Cross-Connect for Physical Collocation, provisioning | | | WDS1L, WDS1S, UXTD1, ULDD1, USLEL, UNLD1, U1TD1, UNC1X, UEPSR, UEPSB, UEPSE, UEPS, USL, UEPEX, UEPEX | PE1P1 | | 0.3786 | 7.88 | 6.25 | 1.35 | 0.9899 | | | | | | | | |
| | | Physical Collocation - DS3 Cross-Connect, provisioning | | | UE3, U1TD3, UXTD3, UXTS1, UNC3X, UNCSX, ULDD3, U1TS1, ULDS1, UNLD3, UEPEX, UEPEX, UEPSR, UEPSB, UEPEX, UEPEX | PE1P3 | | 4.16 | 32.40 | 31.03 | 11.15 | 10.98 | | | | | | | | |

| COLLOCATION - Florida | | | | | | | | | | | | | | Att: 4 Exh: B | | | | |
|--|---------------|--|--|--|---------|--|--------------|--------|-----------|--------------|-------|-------------------------|----------------------------------|--------------------------------------|--|--|---|---|
| CATEGORY | RATE ELEMENTS | | | | Interim | Zone | BCS | USOC | RATES(\$) | | | | Svc Order Submitted Elec per LSR | Svc Order Submitted Manually per LSR | Incremental Charge - Manual Svc Order vs. Electronic-1st | Incremental Charge - Manual Svc Order vs. Electronic-Add'l | Incremental Charge - Manual Svc Order vs. Electronic-Disc 1st | Incremental Charge - Manual Svc Order vs. Electronic-Disc Add'l |
| | | | | | | | | | Rec | Nonrecurring | | Nonrecurring Disconnect | | OSS Rates(\$) | | | | |
| | | | | | | | | | | First | Add'l | First | Add'l | SOMEC | SOMAN | SOMAN | SOMAN | SOMAN |
| | | | | | | CLO, ULDO3, ULD12, ULD48, U1TO3, U1T12, U1T48, UDLO3, UDL12, UDF | PE1F2 | 1.71 | | 28.26 | 25.85 | 13.78 | 11.01 | | | | | |
| | | | | | | Physical Collocation - 2-Fiber Cross-Connect | | | | | | | | | | | | |
| | | | | | | ULD03, ULD12, ULD48, U1TO3, U1T12, U1T48, UDLO3, UDL12, UDF, UDFCX | PE1F4 | 3.34 | | 37.92 | 35.51 | 18.20 | 15.44 | | | | | |
| | | | | | | Physical Collocation - 4-Fiber Cross-Connect | | | | | | | | | | | | |
| | | | | | | Physical Collocation - Co-Carrier Cross Connects/Direct Connect - Fiber Cable Support Structure, per linear foot, per cable. | CLO | PE1ES | 0.0008 | | | | | | | | | |
| | | | | | | Physical Collocation - Co-Carrier Cross Connect/Direct Connect - Copper/Coax Cable Support Structure, per linear foot, per cable. | CLO | PE1DS | 0.0012 | | | | | | | | | |
| | | | | | | UEPSR, UEPS, UEPSB, UEPSX, UEP2C | PE1R2 | 0.0208 | | 7.32 | 5.37 | 4.58 | 2.71 | | | | | |
| | | | | | | Physical Collocation 2-Wire Cross Connect, Port | | | | | | | | | | | | |
| | | | | | | Physical Collocation 4-Wire Cross Connect, Port | UEPEX, UEPDD | PE1R4 | 0.0416 | 8.00 | 5.75 | 5.00 | 2.69 | | | | | |
| Security | | | | | | | | | | | | | | | | | | |
| | | | | | | Physical Collocation - Security Escort for Basic Time - normally scheduled work, per half hour | CLO | PE1BT | | 33.65 | 22.05 | | | | | | | |
| | | | | | | Physical Collocation - Security Escort for Overtime - outside of normally scheduled working hours on a scheduled work day, per half hour | CLO | PE1OT | | 44.63 | 28.89 | | | | | | | |
| | | | | | | Physical Collocation - Security Escort for Premium Time - outside of scheduled work day, per half hour | CLO | PE1PT | | 55.62 | 35.73 | | | | | | | |
| | | | | | | Physical Collocation - Security Access System - Security System per Central Office, per Sq. Ft. | CLO | PE1AY | 0.0101 | | | | | | | | | |
| | | | | | | Physical Collocation - Security Access System - New Card Activation, per Card Activation (First), per State | CLO | PE1A1 | | 38.95 | | | | | | | | |
| | | | | | | Physical Collocation - Security Access System - Administrative Change, existing Access Card, per Request, per State, per Card | CLO | PE1AA | | 8.84 | | | | | | | | |
| | | | | | | Physical Collocation - Security Access System - Replace Lost or Stolen Card, per Card | CLO | PE1AR | | 28.78 | | | | | | | | |
| | | | | | | Physical Collocation - Security Access - Initial Key, per Key | CLO | PE1AK | | 23.28 | | | | | | | | |
| | | | | | | Physical Collocation - Security Access - Key, Replace Lost or Stolen Key, per Key | CLO | PE1AL | | 23.28 | | | | | | | | |
| CFA | | | | | | | | | | | | | | | | | | |
| | | | | | | Physical Collocation - CFA Information Resend Request, per premises, per arrangement, per request | CLO | PE1C9 | | 79.52 | | | | | | | | |
| Cable Records - Note: The rates in the First & Additional columns will actually be billed as "Initial I" and "Subsequent S" respectively | | | | | | | | | | | | | | | | | | |
| | | | | | | Physical Collocation - Cable Records, per request | CLO | PE1CR | I | 1515.00 | S | 973.64 | 256.35 | | | | | |
| | | | | | | Physical Collocation, Cable Records, VG/DS0 Cable, per cable record (maximum 3600 records) | CLO | PE1CD | | 646.84 | | | 362.41 | | | | | |
| | | | | | | Physical Collocation, Cable Records, VG/DS0 Cable, per each 100 pair | CLO | PE1CO | | 9.11 | | | 10.80 | | | | | |
| | | | | | | Physical Collocation, Cable Records, DS1, per T1 TIE | CLO | PE1C1 | | 4.52 | | | 5.35 | | | | | |
| | | | | | | Physical Collocation, Cable Records, DS3, per T3 TIE | CLO | PE1C3 | | 15.81 | | | 18.73 | | | | | |
| | | | | | | Physical Collocation - Cable Records, Fiber Cable, per cable record (maximum 99 records) | CLO | PE1CB | | 169.96 | | | 149.97 | | | | | |
| | | | | | | Physical Collocation, Cable Records, CAT5/RJ45 | CLO | PE1C5 | | 4.52 | | | 5.35 | | | | | |
| Virtual to Physical | | | | | | | | | | | | | | | | | | |
| | | | | | | Physical Collocation - Virtual to Physical Collocation Relocation, per Voice Grade Circuit | CLO | PE1BV | | 33.00 | | | | | | | | |
| | | | | | | Physical Collocation - Virtual to Physical Collocation Relocation, per DSO Circuit | CLO | PE1BO | | 33.00 | | | | | | | | |
| | | | | | | Physical Collocation - Virtual to Physical Collocation Relocation, per DS1 Circuit | CLO | PE1B1 | | 52.00 | | | | | | | | |
| | | | | | | Physical Collocation - Virtual to Physical Collocation Relocation, per DS3 Circuit | CLO | PE1B3 | | 52.00 | | | | | | | | |

| COLLOCATION - Florida | | | | | | | | | | | | | | Att: 4 Exh: B | | | | | |
|---|---------------|--|--|--|---------|------|---|-------|--------------|-------|-------------------------|-------|----------------------------------|--------------------------------------|--|--|---|---|--|
| CATEGORY | RATE ELEMENTS | | | | Interim | Zone | BCS | USOC | RATES(\$) | | | | Svc Order Submitted Elec per LSR | Svc Order Submitted Manually per LSR | Incremental Charge - Manual Svc Order vs. Electronic-1st | Incremental Charge - Manual Svc Order vs. Electronic-Add'l | Incremental Charge - Manual Svc Order vs. Electronic-Disc 1st | Incremental Charge - Manual Svc Order vs. Electronic-Disc Add'l | |
| | | | | | | | | Rec | Nonrecurring | | Nonrecurring Disconnect | | OSS Rates(\$) | | | | | | |
| | | | | | | | | | First | Add'l | First | Add'l | SOME | SOMAN | SOMAN | SOMAN | SOMAN | SOMAN | |
| | | Physical Collocation - Virtual to Physical Collocation In-Place, Per Voice Grade Circuit | | | | | CLO | PE1BR | 22.51 | | | | | | | | | | |
| | | Physical Collocation Virtual to Physical Collocation In-Place, Per DSO Circuit | | | | | CLO | PE1BP | 22.51 | | | | | | | | | | |
| | | Physical Collocation - Virtual to Physical Collocation In-Place, Per DS1 Circuit | | | | | CLO | PE1BS | 32.73 | | | | | | | | | | |
| | | Physical Collocation - Virtual to Physical Collocation In-Place, per DS3 Circuit | | | | | CLO | PE1BE | 32.73 | | | | | | | | | | |
| Entrance Cable | | | | | | | | | | | | | | | | | | | |
| | | Physical Collocation - Fiber Cable Support Structure, per Entrance Cable | | | | | CLO | PE1PM | 5.19 | | | | | | | | | | |
| | | Physical Collocation - Fiber Entrance Cable per Cable (CO manhole to vault splice) | | | | | CLO | PE1EC | 994.12 | | 43.84 | | | | | | | | |
| | | Physical Collocation - Fiber Entrance Cable Installation, per Fiber | | | | | CLO | PE1ED | 7.43 | | | | | | | | | | |
| VIRTUAL COLLOCATION | | | | | | | | | | | | | | | | | | | |
| Application | | | | | | | | | | | | | | | | | | | |
| | | Virtual Collocation - Application Fee | | | | | AMTFS | EAF | 1,241.00 | | 1.20 | | | | | | | | |
| | | Virtual Collocation - Co-Carrier Cross Connects/Direct Connect, Application Fee, per application | | | | | AMTFS | VE1CA | 564.81 | | | | | | | | | | |
| | | Virtual Collocation Administrative Only - Application Fee | | | | | AMTFS | VE1AF | 760.91 | | 1.20 | | | | | | | | |
| Space Preparation | | | | | | | | | | | | | | | | | | | |
| | | Virtual Collocation - Floor Space, per sq. ft. | | | | | AMTFS | ESPVX | 5.28 | | | | | | | | | | |
| Power | | | | | | | | | | | | | | | | | | | |
| | | Virtual Collocation - Power, per fused amp | | | | | AMTFS | ESPAX | 6.95 | | | | | | | | | | |
| | | Virtual Collocation - Power, DC power, per Used Amp | | | | | AMTFS | VE1PF | 10.69 | | | | | | | | | | |
| Cross Connects (Cross Connects, Co-Carrier Cross Connects, and Ports) | | | | | | | | | | | | | | | | | | | |
| | | Virtual Collocation - 2-wire cross-connect, loop, provisioning | | | | | UEANL, UEA, UDN, UAL, UHL, UCL, UEQ, UNCVX, UNCDX, UNCNCX | UEAC2 | 0.0201 | 7.32 | 5.37 | 4.58 | 2.71 | | | | | | |
| | | Virtual Collocation - 4-wire cross-connect, loop, provisioning | | | | | UEA, UHL, UCL, UDL, UNCVX, UNCDX | UEAC4 | 0.0403 | 8.00 | 5.75 | 5.00 | 2.69 | | | | | | |
| | | Virtual collocation - Special Access & UNE, cross-connect per DS1 | | | | | ULR, UXTD1, UNC1X, ULDD1, U1TD1, USLEL, UNLD1, USL, UEPEX, UEPPDX | CNC1X | 0.3786 | 7.88 | 6.26 | 1.35 | 0.9915 | | | | | | |
| | | Virtual collocation - Special Access & UNE, cross-connect per DS3 | | | | | USL, UE3, U1TD3, UXTS1, UXTD3, UNC3X, UNC3X, ULDD3, U1TS1, ULDS1, UDLSX, UNLD3, XDEST | CND3X | 4.16 | 32.40 | 31.03 | 11.15 | 10.98 | | | | | | |
| | | Virtual Collocation - 2-Fiber Cross Connects | | | | | UDL12, UDLO3, U1T48, U1T12, U1TO3, ULDO3, ULD12, ULD48, UDF | CNC2F | 1.75 | 28.26 | 25.85 | 13.78 | 11.01 | | | | | | |
| | | Virtual Collocation - 4-Fiber Cross Connects | | | | | UDL12, UDLO3, U1T48, U1T12, U1TO3, ULDO3, ULD12, ULD48, UDF | CNC4F | 3.50 | 37.92 | 35.51 | 18.20 | 15.44 | | | | | | |
| | | Virtual Collocation - Co-Carrier Cross Connects/Direct Connect - Fiber Cable Support Structure, per linear foot, per cable | | | | | AMTFS | VE1CB | 0.0008 | | | | | | | | | | |
| | | Virtual Collocation - Co-Carrier Cross Connects/Direct Connect - Copper/Coax Cable Support Structure, per linear foot, per cable | | | | | AMTFS | VE1CD | 0.0012 | | | | | | | | | | |
| | | Virtual Collocation 2-Wire Cross Connect, Port | | | | | UEPSX, UEPSB, UEPESE, UEPPSP, UEPSR, UEPC2C | VE1R2 | 0.0201 | 7.32 | 5.37 | 4.58 | 2.71 | | | | | | |

| COLLOCATION - Florida | | | | | | | | | | | Att: 4 Exh: B | | | | | |
|---|--|---------|------|--------------|-------|-----------|--------------|--------|-------------------------|----------------------------------|--------------------------------------|--|--|---|---|-------|
| CATEGORY | RATE ELEMENTS | Interim | Zone | BCS | USOC | RATES(\$) | | | | Svc Order Submitted Elec per LSR | Svc Order Submitted Manually per LSR | Incremental Charge - Manual Svc Order vs. Electronic-1st | Incremental Charge - Manual Svc Order vs. Electronic-Add'l | Incremental Charge - Manual Svc Order vs. Electronic-Disc 1st | Incremental Charge - Manual Svc Order vs. Electronic-Disc Add'l | |
| | | | | | | Rec | Nonrecurring | | Nonrecurring Disconnect | | OSS Rates(\$) | | | | | |
| | | | | | | | First | Add'l | First | Add'l | SOMEc | SOMAN | SOMAN | SOMAN | SOMAN | SOMAN |
| | Virtual Collocation 4-Wire Cross Connect, Port | | | UEPDD, UEPEX | VE1R4 | 0.0403 | 8.00 | 5.75 | 5.00 | 2.69 | | | | | | |
| CFA | | | | | | | | | | | | | | | | |
| | Virtual Collocation - CFA Information Resend Request, per Premises, per Arrangement, per request | | | AMTFS | VE1QR | | 79.52 | | | | | | | | | |
| Cable Records - Note: The rates in the First & Additional columns will actually be billed as "Initial I" & "Subsequent S" respectively | | | | | | | | | | | | | | | | |
| | Virtual Collocation Cable Records - per request | | | AMTFS | VE1BA | I | 1515.00 | S | 973.64 | 256.35 | | | | | | |
| | Virtual Collocation Cable Records - VG/DS0 Cable, per cable record | | | AMTFS | VE1BB | | 646.84 | | | 362.41 | | | | | | |
| | Virtual Collocation Cable Records - VG/DS0 Cable, per each 100 pair | | | AMTFS | VE1BC | | 9.11 | | | 10.80 | | | | | | |
| | Virtual Collocation Cable Records - DS1, per T1TIE | | | AMTFS | VE1BD | | 4.52 | | | 5.35 | | | | | | |
| | Virtual Collocation Cable Records - DS3, per T3TIE | | | AMTFS | VE1BE | | 15.81 | | | 18.73 | | | | | | |
| | Virtual Collocation Cable Records - Fiber Cable, per 99 fiber records | | | AMTFS | VE1BF | | 169.96 | | | 149.97 | | | | | | |
| | Virtual Collocation Cable Records - CAT 5/RJ45 | | | AMTFS | VE1B5 | | 4.52 | | | 5.35 | | | | | | |
| Security | | | | | | | | | | | | | | | | |
| | Virtual collocation - Security escort, basic time, normally scheduled work hours | | | AMTFS | SPTBX | | 33.65 | 22.05 | | | | | | | | |
| | Virtual collocation - Security escort, overtime, outside of normally scheduled work hours on a normal working day | | | AMTFS | SPTOX | | 44.63 | 28.89 | | | | | | | | |
| | Virtual collocation - Security escort, premium time, outside of a scheduled work day | | | AMTFS | SPTPX | | 55.62 | 35.73 | | | | | | | | |
| Maintenance | | | | | | | | | | | | | | | | |
| | Virtual collocation - Maintenance in CO - Basic, per half hour | | | AMTFS | CTRLX | | 54.05 | 22.05 | | | | | | | | |
| | Virtual collocation - Maintenance in CO - Overtime, per half hour | | | AMTFS | SPTOM | | 72.18 | 28.89 | | | | | | | | |
| | Virtual collocation - Maintenance in CO - Premium per half hour | | | AMTFS | SPTPM | | 90.31 | 35.73 | | | | | | | | |
| Entrance Cable | | | | | | | | | | | | | | | | |
| | Virtual Collocation - Cable Installation Charge, per cable | | | AMTFS | ESPCX | | 1,473.00 | | | 43.84 | | | | | | |
| | Virtual Collocation - Cable Support Structure, per cable | | | AMTFS | ESPSX | 4.54 | | | | | | | | | | |
| COLLOCATION IN THE REMOTE SITE | | | | | | | | | | | | | | | | |
| Physical Remote Site Collocation | | | | | | | | | | | | | | | | |
| | Physical Collocation in the Remote Site - Application Fee | | | CLORS | PE1RA | | 612.23 | | | 270.35 | | | | | | |
| | Cabinet Space in the Remote Site per Bay/ Rack | | | CLORS | PE1RB | 154.59 | | | | | | | | | | |
| | Physical Collocation in the Remote Site - Security Access - Key | | | CLORS | PE1RD | | 23.28 | | | | | | | | | |
| | Physical Collocation in the Remote Site - Space Availability Report per Premises Requested | | | CLORS | PE1SR | | 223.91 | | | | | | | | | |
| | Physical Collocation in the Remote Site - Remote Site CLLI Code Request, per CLLI Code Requested | | | CLORS | PE1RE | | 73.39 | | | | | | | | | |
| | Remote Site DLEC Data (BRSDD), per Compact Disk, per CO | | | CLORS | PE1RR | | 208.02 | | | | | | | | | |
| | Physical Collocation - Security Escort for Basic Time - normally scheduled work, per half hour | | | CLORS | PE1BT | | 33.65 | 22.05 | | | | | | | | |
| | Physical Collocation - Security Escort for Overtime - outside of normally scheduled working hours on a scheduled work day, per half hour | | | CLORS | PE1OT | | 44.63 | 28.89 | | | | | | | | |
| | Physical Collocation - Security Escort for Premium Time - outside of scheduled work day, per half hour | | | CLORS | PE1PT | | 55.62 | 35.73 | | | | | | | | |
| Adjacent Remote Site Collocation | | | | | | | | | | | | | | | | |
| | Remote Site-Adjacent Collocation-Application Fee | | | CLORS | PE1RU | | 755.62 | 755.62 | | | | | | | | |
| | Remote Site-Adjacent Collocation - Real Estate, per square foot | | | CLORS | PE1RT | 0.134 | | | | | | | | | | |
| | Remote Site-Adjacent Collocation - AC Power, per breaker amp | | | CLORS | PE1RS | 6.27 | | | | | | | | | | |
| NOTE: If Security Escort and/or Add'l Engineering Fees become necessary for adjacent remote site collocation, the Parties will negotiate appropriate rates. | | | | | | | | | | | | | | | | |
| Virtual Remote Site Collocation | | | | | | | | | | | | | | | | |
| | Virtual Collocation in the Remote Site - Application Fee | | | VE1RS | VE1RB | | 612.23 | | | 270.35 | | | | | | |
| | Virtual Collocation in the Remote Site - Per Bay/Rack of Space | | | VE1RS | VE1RC | 154.59 | | | | | | | | | | |
| | Virtual Collocation in the Remote Site - Space Availability Report per Premises requested | | | VE1RS | VE1RR | | 223.91 | | | | | | | | | |
| | Virtual Collocation in the Remote Site - Remote Site CLLI Code Request, per CLLI Code Requested | | | VE1RS | VE1RL | | 73.39 | | | | | | | | | |

| COLLOCATION - Florida | | | | | | | | | | | | | | Att: 4 Exh: B | | | | | | |
|-----------------------|---------------|---|--|--|--|---------|----------------------------------|-------|------|-----------|--------------|-------|-------------------------|---------------|----------------------------------|--------------------------------------|--|--|---|---|
| CATEGORY | RATE ELEMENTS | | | | | Interim | Zone | BCS | USOC | RATES(\$) | | | | | Svc Order Submitted Elec per LSR | Svc Order Submitted Manually per LSR | Incremental Charge - Manual Svc Order vs. Electronic-1st | Incremental Charge - Manual Svc Order vs. Electronic-Add'l | Incremental Charge - Manual Svc Order vs. Electronic-Disc 1st | Incremental Charge - Manual Svc Order vs. Electronic-Disc Add'l |
| | | | | | | | | | | | | | | | | | | | | |
| | | | | | | | | | | Rec | Nonrecurring | | Nonrecurring Disconnect | | OSS Rates(\$) | | | | | |
| | | | | | | | | | | | First | Add'l | | Add'l | SOMEc | SOMAN | SOMAN | SOMAN | SOMAN | |
| ADJACENT COLLOCATION | | | | | | | | | | | | | | | | | | | | |
| | | Adjacent Collocation - Space Charge per Sq. Ft. | | | | | CLOAC | PE1JA | | 0.1666 | | | | | | | | | | |
| | | Adjacent Collocation - Electrical Facility Charge per Linear Ft. | | | | | CLOAC | PE1JC | | 4.62 | | | | | | | | | | |
| | | Adjacent Collocation - 2-Wire Cross-Connects | | | | | UEANL,UEQ,UEA,UCL, UAL, UHL, UDN | PE1JE | | 0.0194 | 7.32 | 5.37 | 4.58 | 2.71 | | | | | | |
| | | Adjacent Collocation - 4-Wire Cross-Connects | | | | | UEA,UHL,UDL,UCL | PE1JF | | 0.0388 | 8.00 | 5.75 | 5.00 | 2.69 | | | | | | |
| | | Adjacent Collocation - DS1 Cross-Connects | | | | | USL | PE1JG | | 0.3708 | 7.88 | 6.26 | 1.35 | 0.9915 | | | | | | |
| | | Adjacent Collocation - DS3 Cross-Connects | | | | | UE3 | PE1JH | | 4.14 | 32.40 | 31.03 | 11.15 | 10.98 | | | | | | |
| | | Adjacent Collocation - 2-Fiber Cross-Connect | | | | | CLOAC | PE1JJ | | 1.70 | 28.26 | 25.85 | 13.78 | 11.01 | | | | | | |
| | | Adjacent Collocation - 4-Fiber Cross-Connect | | | | | CLOAC | PE1JK | | 3.33 | 37.92 | 35.51 | 18.20 | 15.44 | | | | | | |
| | | Adjacent Collocation - Application Fee | | | | | CLOAC | PE1JB | | | 2,763.00 | | 1.02 | | | | | | | |
| | | Adjacent Collocation - 120V, Single Phase Standby Power Rate per AC Breaker Amp | | | | | CLOAC | PE1JL | | 5.26 | | | | | | | | | | |
| | | Adjacent Collocation - 240V, Single Phase Standby Power Rate per AC Breaker Amp | | | | | CLOAC | PE1JM | | 10.53 | | | | | | | | | | |
| | | Adjacent Collocation - 120V, Three Phase Standby Power Rate per AC Breaker Amp | | | | | CLOAC | PE1JN | | 15.80 | | | | | | | | | | |
| | | Adjacent Collocation - 277V, Three Phase Standby Power Rate per AC Breaker Amp | | | | | CLOAC | PE1JO | | 36.47 | | | | | | | | | | |
| | | Adjacent Collocation - Cable Support Structure per Entrance Cable | | | | | CLOAC | PE1JP | | 5.19 | | | | | | | | | | |

| COLLOCATION - Georgia | | | | | | | | | | | Att: 4 Exh: B | | | | |
|---|---|---------|------|---|-------|-----------|--------------|-------|-------------------------|----------------------------------|--------------------------------------|--|--|---|---|
| CATEGORY | RATE ELEMENTS | Interim | Zone | BCS | USOC | RATES(\$) | | | | Svc Order Submitted Elec per LSR | Svc Order Submitted Manually per LSR | Incremental Charge - Manual Svc Order vs. Electronic-1st | Incremental Charge - Manual Svc Order vs. Electronic-Add'l | Incremental Charge - Manual Svc Order vs. Electronic-Disc 1st | Incremental Charge - Manual Svc Order vs. Electronic-Disc Add'l |
| | | | | | | Rec | Nonrecurring | | Nonrecurring Disconnect | | OSS Rates(\$) | | | | |
| | | | | | | | First | Add'l | First | Add'l | SOME C | SOMAN | SOMAN | SOMAN | SOMAN |
| PHYSICAL COLLOCATION | | | | | | | | | | | | | | | |
| Application | | | | | | | | | | | | | | | |
| | Physical Collocation - Initial Application Fee | | | CLO | PE1BA | | 1,284.72 | | 0.59 | | | | | | |
| | Physical Collocation - Subsequent Application Fee | | | CLO | PE1CA | | 1,084.41 | | 0.59 | | | | | | |
| | Physical Collocation - Co-Carrier Cross Connects/Direct Connect, Application Fee, per application | | | CLO | PE1DT | | 583.18 | | | | | | | | |
| | Physical Collocation Administrative Only - Application Fee | | | CLO | PE1BL | | 740.83 | | | | | | | | |
| | Physical Collocation - Application Cost, Simple Augment | | | CLO | PE1KS | | 594.05 | | 1.21 | | | | | | |
| | Physical Collocation - Application Cost, Minor Augment | | | CLO | PE1KM | | 832.95 | | 1.21 | | | | | | |
| | Physical Collocation - Application Cost, Intermediate Augment | | | CLO | PE1K1 | | 1,057.00 | | 1.21 | | | | | | |
| | Physical Collocation - Application Cost - Major Augment | | | CLO | PE1KJ | | 2,408.00 | | 1.21 | | | | | | |
| Space Preparation | | | | | | | | | | | | | | | |
| | Physical Collocation - Floor Space, per sq feet | | | CLO | PE1PJ | 4.71 | | | | | | | | | |
| | Physical Collocation - Space Enclosure, welded wire, first 50 square feet | | | CLO | PE1BX | 144.71 | | | | | | | | | |
| | Physical Collocation - Space enclosure, welded wire, first 100 square feet | | | CLO | PE1BW | 167.00 | | | | | | | | | |
| | Physical Collocation - Space enclosure, welded wire, each additional 50 square feet | | | CLO | PE1CW | 16.38 | | | | | | | | | |
| | Physical Collocation - Space Preparation - C.O. Modification per square ft. | | | CLO | PE1SK | 2.10 | | | | | | | | | |
| | Physical Collocation - Space Preparation, Common Systems Modifications-Cageless, per square foot | | | CLO | PE1SL | 2.27 | | | | | | | | | |
| | Physical Collocation - Space Preparation - Common Systems Modifications-Caged, per cage | | | CLO | PE1SM | 77.24 | | | | | | | | | |
| | Physical Collocation - Space Preparation - Firm Order Processing | | | CLO | PE1SJ | 140.96 | | | | | | | | | |
| | Physical Collocation - Space Availability Report, per Central Office Requested | | | CLO | PE1SR | 248.50 | | | | | | | | | |
| Power | | | | | | | | | | | | | | | |
| | Physical Collocation - Power, -48V DC Power - per Fused Amp Requested | | | CLO | PE1PL | 4.84 | | | | | | | | | |
| | Physical Collocation - Power, 120V AC Power, Single Phase, per Breaker Amp | | | CLO | PE1FB | 5.16 | | | | | | | | | |
| | Physical Collocation - Power, 240V AC Power, Single Phase, per Breaker Amp | | | CLO | PE1FD | 10.34 | | | | | | | | | |
| | Physical Collocation - Power, 120V AC Power, Three Phase, per Breaker Amp | | | CLO | PE1FE | 15.50 | | | | | | | | | |
| | Physical Collocation - Power, 277V AC Power, Three Phase, per Breaker Amp | | | CLO | PE1FG | 35.79 | | | | | | | | | |
| | Physical Collocation - Power - DC power using a CLEC BDFB, per Used Amp | | | CLO | PE1PW | 6.45 | | | | | | | | | |
| | Physical Collocation - Power, -48V DC Power using a CLEC BDFB - per Fused Amp Requested | | | CLO | PE1PX | 4.31 | | | | | | | | | |
| | Physical Collocation-Physical Meter Reading Expense | | | CLO | PE1FL | 5.00 | | | | | | | | | |
| | Physical Collocation - Power - DC power, per Used Amp | | | CLO | PE1FN | 7.24 | | | | | | | | | |
| | Physical Collocation-Additional Meter Reading Trip Charge, per Central Office per Occurrence | | | CLO | PE1FM | 15.00 | | | | | | | | | |
| Cross Connects (Cross Connects, Co-Carrier Cross Connects, and Ports) | | | | | | | | | | | | | | | |
| | Physical Collocation - 2-wire cross-connect, loop, provisioning | | | UEANL,UEQ, UNCNX, UEA, UCL, UAL, UHL, UDN, UNCVX | PE1P2 | 0.0202 | | | | | | | | | |
| | Physical Collocation - 4-wire cross-connect, loop, provisioning | | | UEA, UHL, UNCVX, UNCDX, UCL, UDL | PE1P4 | 0.0403 | | | | | | | | | |
| | Physical Collocation -DS1 Cross-Connect for Physical Collocation, provisioning | | | WDS1L, WDS1S, UXTD1, ULDD1, USLEL, UNLD1, U1TD1, UNC1X, UEPSR, UEPSB, UEPSE, UEPSP, USL, UEPEX, UEPDX | PE1P1 | 0.3807 | | | | | | | | | |

| COLLOCATION - Georgia | | | | | | | | | | | | | | Att: 4 Exh: B | | | | | | |
|--|---------------|--|--|--|--|--|---------|--|--------------|--------|--------------|----------|-------------------------|---------------|----------------------------------|--------------------------------------|--|--|---|---|
| CATEGORY | RATE ELEMENTS | | | | | | Interim | Zone | BCS | USOC | RATES(\$) | | | | Svc Order Submitted Elec per LSR | Svc Order Submitted Manually per LSR | Incremental Charge - Manual Svc Order vs. Electronic-1st | Incremental Charge - Manual Svc Order vs. Electronic-Add'l | Incremental Charge - Manual Svc Order vs. Electronic-Disc 1st | Incremental Charge - Manual Svc Order vs. Electronic-Disc Add'l |
| | | | | | | | | | | Rec | Nonrecurring | | Nonrecurring Disconnect | | OSS Rates(\$) | | | | | |
| | | | | | | | | | | | First | Add'l | First | Add'l | SOMEC | SOMAN | SOMAN | SOMAN | SOMAN | SOMAN |
| | | | | | | | | UE3, U1TD3, UXTD3, UXTS1, UNC3X, UNCSX, ULDD3, U1TS1, ULDS1, UNLD3, UEPEX, UEPDX, UEPSR, UEPSB, UEPSE, UEPS | PE1P3 | 4.15 | | | | | | | | | | |
| | | | | | | | | Physical Collocation - DS3 Cross-Connect, provisioning | | | | | | | | | | | | |
| | | | | | | | | CLO, ULDO3, ULD12, ULD48, U1TO3, U1T12, U1T48, UDLO3, UDL12, UDF | PE1F2 | 1.76 | | | | | | | | | | |
| | | | | | | | | Physical Collocation - 2-Fiber Cross-Connect | | | | | | | | | | | | |
| | | | | | | | | ULDO3, ULD12, ULD48, U1TO3, U1T12, U1T48, UDLO3, UDL12, UDF, UDFCX | PE1F4 | 3.38 | | | | | | | | | | |
| | | | | | | | | Physical Collocation - 4-Fiber Cross-Connect | | | | | | | | | | | | |
| | | | | | | | | Physical Collocation - Co-Carrier Cross Connects/Direct Connect - Fiber Cable Support Structure, per linear foot, per cable. | CLO | PE1ES | 0.001 | | | | | | | | | |
| | | | | | | | | Physical Collocation - Co-Carrier Cross Connect/Direct Connect - Copper/Coax Cable Support Structure, per linear foot, per cable. | CLO | PE1DS | 0.0015 | | | | | | | | | |
| | | | | | | | | UEPSR, UEPS, UEPESE, UEPSB, UEPSX, UEP2C | PE1R2 | 0.0202 | | | | | | | | | | |
| | | | | | | | | Physical Collocation 2-Wire Cross Connect, Port | | | | | | | | | | | | |
| | | | | | | | | Physical Collocation 4-Wire Cross Connect, Port | UEPEX, UEPDD | PE1R4 | 0.0403 | | | | | | | | | |
| Security | | | | | | | | | | | | | | | | | | | | |
| | | | | | | | | Physical Collocation - Security Escort for Basic Time - normally scheduled work, per half hour | CLO | PE1BT | 16.51 | 10.82 | | | | | | | | |
| | | | | | | | | Physical Collocation - Security Escort for Overtime - outside of normally scheduled working hours on a scheduled work day, per half hour | CLO | PE1OT | 21.90 | 14.17 | | | | | | | | |
| | | | | | | | | Physical Collocation - Security Escort for Premium Time - outside of scheduled work day, per half hour | CLO | PE1PT | 27.29 | 17.53 | | | | | | | | |
| | | | | | | | | Physical Collocation - Security Access System - Security System per Central Office, per Sq. Ft. | CLO | PE1AY | 0.011 | | | | | | | | | |
| | | | | | | | | Physical Collocation - Security Access System - New Card Activation, per Card Activation (First), per State | CLO | PE1A1 | 21.98 | | | | | | | | | |
| | | | | | | | | Physical Collocation - Security Access System - New Access Card Deactivation, per Card | CLO | PE1A4 | 8.72 | 8.72 | | | | | | | | |
| | | | | | | | | Physical Collocation - Security Access System - Administrative Change, existing Access Card, per Request, per State, per Card | CLO | PE1AA | 5.37 | | | | | | | | | |
| | | | | | | | | Physical Collocation - Security Access System - Replace Lost or Stolen Card, per Card | CLO | PE1AR | 16.99 | | | | | | | | | |
| | | | | | | | | Physical Collocation - Security Access - Initial Key, per Key | CLO | PE1AK | 13.19 | | | | | | | | | |
| | | | | | | | | Physical Collocation - Security Access - Key, Replace Lost or Stolen Key, per Key | CLO | PE1AL | 13.19 | | | | | | | | | |
| CFA | | | | | | | | | | | | | | | | | | | | |
| | | | | | | | | Physical Collocation - CFA Information Resend Request, per premises, per arrangement, per request | CLO | PE1C9 | 77.42 | | | | | | | | | |
| Cable Records - Note: The rates in the First & Additional columns will actually be billed as "Initial I" and "Subsequent S" respectively | | | | | | | | | | | | | | | | | | | | |
| | | | | | | | | Physical Collocation - Cable Records, per request | CLO | PE1CR | I 742.92 | S 477.59 | 125.63 | | | | | | | |
| | | | | | | | | Physical Collocation, Cable Records, VG/DS0 Cable, per cable record (maximum 3600 records) | CLO | PE1CD | 317.29 | | 177.60 | | | | | | | |
| | | | | | | | | Physical Collocation, Cable Records, VG/DS0 Cable, per each 100 pair | CLO | PE1CO | 4.47 | | 5.29 | | | | | | | |
| | | | | | | | | Physical Collocation, Cable Records, DS1, per T1 TIE | CLO | PE1C1 | 2.22 | | 2.62 | | | | | | | |
| | | | | | | | | Physical Collocation, Cable Records, DS3, per T3 TIE | CLO | PE1C3 | 7.76 | | 9.18 | | | | | | | |
| | | | | | | | | Physical Collocation - Cable Records, Fiber Cable, per cable record (maximum 99 records) | CLO | PE1CB | 83.37 | | 73.49 | | | | | | | |
| | | | | | | | | Physical Collocation, Cable Records, CAT5/RJ45 | CLO | PE1C5 | 2.22 | | 2.62 | | | | | | | |

| COLLOCATION - Georgia | | | | | | | | | | | | | Att: 4 Exh: B | | | | | | |
|---|---------------|--|--|--|---------|---|-------|--------|-----------|--------------|-------|-------------------------|----------------------------------|--------------------------------------|--|---|---|---|-------|
| CATEGORY | RATE ELEMENTS | | | | Interim | Zone | BCS | USOC | RATES(\$) | | | | Svc Order Submitted Elec per LSR | Svc Order Submitted Manually per LSR | Incremental Charge - Manual Svc Order vs. Electronic-1st | Incremental Charge - Manual Svc Order vs. Electronic-Disc Add'l | Incremental Charge - Manual Svc Order vs. Electronic-Disc 1st | Incremental Charge - Manual Svc Order vs. Electronic-Disc Add'l | |
| | | | | | | | | | Rec | Nonrecurring | | Nonrecurring Disconnect | | OSS Rates(\$) | | | | | |
| | | | | | | | | | | First | Add'l | First | Add'l | SOME C | SOMAN | SOMAN | SOMAN | SOMAN | SOMAN |
| Virtual to Physical | | | | | | | | | | | | | | | | | | | |
| | | Physical Collocation - Virtual to Physical Collocation Relocation, per Voice Grade Circuit | | | | CLO | PE1BV | | | 33.00 | | | | | | | | | |
| | | Physical Collocation - Virtual to Physical Collocation Relocation, per DSO Circuit | | | | CLO | PE1BO | | | 33.00 | | | | | | | | | |
| | | Physical Collocation - Virtual to Physical Collocation Relocation, per DS1 Circuit | | | | CLO | PE1B1 | | | 52.00 | | | | | | | | | |
| | | Physical Collocation - Virtual to Physical Collocation Relocation, per DS3 Circuit | | | | CLO | PE1B3 | | | 52.00 | | | | | | | | | |
| | | Physical Collocation - Virtual to Physical Collocation In-Place, Per Voice Grade Circuit | | | | CLO | PE1BR | | | 22.59 | | | | | | | | | |
| | | Physical Collocation Virtual to Physical Collocation In-Place, Per DSO Circuit | | | | CLO | PE1BP | | | 22.59 | | | | | | | | | |
| | | Physical Collocation - Virtual to Physical Collocation In-Place, Per DS1 Circuit | | | | CLO | PE1BS | | | 32.85 | | | | | | | | | |
| | | Physical Collocation - Virtual to Physical Collocation In-Place, per DS3 Circuit | | | | CLO | PE1BE | | | 32.85 | | | | | | | | | |
| Entrance Cable | | | | | | | | | | | | | | | | | | | |
| | | Physical Collocation - Fiber Cable Installation, Pricing, non-recurring charge, per Entrance Cable | | | | CLO | PE1BD | | | 736.20 | | 21.49 | | | | | | | |
| | | Physical Collocation - Fiber Cable Support Structure, per Entrance Cable | | | | CLO | PE1PM | 7.37 | | | | | | | | | | | |
| | | Physical Collocation, Entrance Cable Support Structure, Copper, per each 100 pairs or fraction thereof (CO Manhole to Collocation Space) | | | | CLO | PE1EE | 0.2686 | | | | | | | | | | | |
| | | Physical Collocation, Entrance Cable Installation, Copper, per Cable (CO Manhole to Collocation Space) | | | | CLO | PE1EF | | | 754.41 | | 21.49 | | | | | | | |
| | | Physical Collocation, Entrance Cable Installation, Copper, per each 100 pairs or fraction thereof (CO Manhole to Collocation Space) | | | | CLO | PE1EG | | | 9.11 | | | | | | | | | |
| | | Physical Collocation - Fiber Entrance Cable Installation, per Fiber | | | | CLO | PE1ED | | | 3.90 | | | | | | | | | |
| VIRTUAL COLLOCATION | | | | | | | | | | | | | | | | | | | |
| Application | | | | | | | | | | | | | | | | | | | |
| | | Virtual Collocation - Application Fee | | | | AMTFS | EAF | | | 608.92 | | 0.59 | | | | | | | |
| | | Virtual Collocation - Co-Carrier Cross Connects/Direct Connect, Application Fee, per application | | | | AMTFS | VE1CA | | | 583.18 | | | | | | | | | |
| | | Virtual Collocation Administrative Only - Application Fee | | | | AMTFS | VE1AF | | | 609.52 | | | | | | | | | |
| Space Preparation | | | | | | | | | | | | | | | | | | | |
| | | Virtual Collocation - Floor Space, per sq. ft. | | | | AMTFS | ESPVX | 4.71 | | | | | | | | | | | |
| Power | | | | | | | | | | | | | | | | | | | |
| | | Virtual Collocation - Power, per fused amp | | | | AMTFS | ESPAX | 4.84 | | | | | | | | | | | |
| Cross Connects (Cross Connects, Co-Carrier Cross Connects, and Ports) | | | | | | | | | | | | | | | | | | | |
| | | Virtual Collocation - 2-wire cross-connect, loop, provisioning | | | | UEANL, UEA, UDN, UAL, UHL, UCL, UEQ, UNCVX, UNCDX, UNCNX | UEAC2 | 0.0192 | | | | | | | | | | | |
| | | Virtual Collocation - 4-wire cross-connect, loop, provisioning | | | | UEA, UHL, UCL, UDL, UNCVX, UNCDX | UEAC4 | 0.0385 | | | | | | | | | | | |
| | | Virtual collocation - Special Access & UNE, cross-connect per DS1 | | | | ULR, UXTD1, UNC1X, ULDD1, U1TD1, USLEL, UNLD1, USL, UEPEX, UEPDX | CNC1X | 0.3807 | | | | | | | | | | | |
| | | Virtual collocation - Special Access & UNE, cross-connect per DS3 | | | | USL, UE3, U1TD3, UXTS1, UXTD3, UNC3X, UNCSX, ULDD3, U1TS1, ULDS1, UDLSX, UNLD3, XDEST | CND3X | 4.15 | | | | | | | | | | | |

| COLLOCATION - Georgia | | | | | | | | | | | | | | Att: 4 Exh: B | | | | |
|--|---------------|--|--|---------|---|-------|------|-----------|--------------|----------|-------------------------|----------------------------------|--------------------------------------|--|--|---|---|--|
| CATEGORY | RATE ELEMENTS | | | Interim | Zone | BCS | USOC | RATES(\$) | | | | Svc Order Submitted Elec per LSR | Svc Order Submitted Manually per LSR | Incremental Charge - Manual Svc Order vs. Electronic-1st | Incremental Charge - Manual Svc Order vs. Electronic-Add'l | Incremental Charge - Manual Svc Order vs. Electronic-Disc 1st | Incremental Charge - Manual Svc Order vs. Electronic-Disc Add'l | |
| | | | | | | | | Rec | Nonrecurring | | Nonrecurring Disconnect | | OSS Rates(\$) | | | | | |
| | | | | | | | | | First | Add'l | First | Add'l | SOMEC | SOMAN | SOMAN | SOMAN | SOMAN | |
| | | Virtual Collocation - 2-Fiber Cross Connects | | | UDL12, UDLO3, U1T48, U1T12, U1TO3, ULDO3, ULD12, ULD48, UDF | CNC2F | | 1.76 | | | | | | | | | | |
| | | Virtual Collocation - 4-Fiber Cross Connects | | | UDL12, UDLO3, U1T48, U1T12, U1TO3, ULDO3, ULD12, ULD48, UDF | CNC4F | | 3.53 | | | | | | | | | | |
| | | Virtual Collocation - Co-Carrier Cross Connects/Direct Connect - Fiber Cable Support Structure, per linear foot, per cable | | | AMTFS | VE1CB | | 0.001 | | | | | | | | | | |
| | | Virtual Collocation - Co-Carrier Cross Connects/Direct Connect - Copper/Coax Cable Support Structure, per linear foot, per cable | | | AMTFS | VE1CD | | 0.0015 | | | | | | | | | | |
| | | Virtual Collocation 2-Wire Cross Connect, Port | | | UEPSX, UEPSB, UEPSA, UEPSD, UEPSR, UEPC2 | VE1R2 | | 0.0192 | | | | | | | | | | |
| | | Virtual Collocation 4-Wire Cross Connect, Port | | | UEPDD, UEPEX | VE1R4 | | 0.0385 | | | | | | | | | | |
| CFA | | | | | | | | | | | | | | | | | | |
| | | Virtual Collocation - CFA Information Resend Request, per Premises, per Arrangement, per request | | | AMTFS | VE1QR | | 77.42 | | | | | | | | | | |
| Cable Records - Note: The rates in the First & Additional columns will actually be billed as "Initial I" & "Subsequent S" respectively | | | | | | | | | | | | | | | | | | |
| | | Virtual Collocation Cable Records - per request | | | AMTFS | VE1BA | | | I 742.92 | S 477.59 | 125.63 | | | | | | | |
| | | Virtual Collocation Cable Records - VG/DS0 Cable, per cable record | | | AMTFS | VE1BB | | | 317.29 | | 177.60 | | | | | | | |
| | | Virtual Collocation Cable Records - VG/DS0 Cable, per each 100 pair | | | AMTFS | VE1BC | | | 4.47 | | 5.29 | | | | | | | |
| | | Virtual Collocation Cable Records - DS1, per T1TIE | | | AMTFS | VE1BD | | | 2.22 | | 2.62 | | | | | | | |
| | | Virtual Collocation Cable Records - DS3, per T3TIE | | | AMTFS | VE1BE | | | 7.76 | | 9.18 | | | | | | | |
| | | Virtual Collocation Cable Records - Fiber Cable, per 99 fiber records | | | AMTFS | VE1BF | | | 83.37 | | 73.49 | | | | | | | |
| | | Virtual Collocation Cable Records - CAT 5/RJ45 | | | AMTFS | VE1B5 | | | 2.22 | | 2.62 | | | | | | | |
| Security | | | | | | | | | | | | | | | | | | |
| | | Virtual collocation - Security escort, basic time, normally scheduled work hours | | | AMTFS | SPTBX | | | 16.51 | 10.82 | | | | | | | | |
| | | Virtual collocation - Security escort, overtime, outside of normally scheduled work hours on a normal working day | | | AMTFS | SPTOX | | | 21.90 | 14.17 | | | | | | | | |
| | | Virtual collocation - Security escort, premium time, outside of a scheduled work day | | | AMTFS | SPTPX | | | 27.29 | 17.53 | | | | | | | | |
| Maintenance | | | | | | | | | | | | | | | | | | |
| | | Virtual collocation - Maintenance in CO - Basic, per half hour | | | AMTFS | CTRLX | | | 26.52 | 10.82 | | | | | | | | |
| | | Virtual collocation - Maintenance in CO - Overtime, per half hour | | | AMTFS | SPTOM | | | 35.41 | 14.17 | | | | | | | | |
| | | Virtual collocation - Maintenance in CO - Premium per half hour | | | AMTFS | SPTPM | | | 44.30 | 17.53 | | | | | | | | |
| Entrance Cable | | | | | | | | | | | | | | | | | | |
| | | Virtual Collocation - Cable Installation Charge, per cable | | | AMTFS | ESPCX | | | 736.20 | | 21.49 | | | | | | | |
| | | Virtual Collocation - Cable Support Structure, per cable | | | AMTFS | ESPSX | | 7.74 | | | | | | | | | | |
| | | Virtual Collocation, Entrance Cable Support Structure, Copper, per each 100 pairs or fraction thereof (CO Manhole to Frame) | | | AMTFS | VE1EE | | 0.235 | | | | | | | | | | |
| | | Virtual Collocation, Entrance Cable Installation, Copper, per Cable (CO Manhole to Frame) | | | AMTFS | VE1EF | | | 754.41 | | 21.49 | | | | | | | |
| | | Virtual Collocation, Entrance Cable Installation, Copper, per each 100 pairs or fraction thereof (CO Manhole to Frame) | | | AMTFS | VE1EG | | | 9.11 | | | | | | | | | |
| COLLOCATION IN THE REMOTE SITE | | | | | | | | | | | | | | | | | | |
| Physical Remote Site Collocation | | | | | | | | | | | | | | | | | | |
| | | Physical Collocation in the Remote Site - Application Fee | | | CLORS | PE1RA | | | 300.31 | | 132.49 | | | | | | | |
| | | Cabinet Space in the Remote Site per Bay/ Rack | | | CLORS | PE1RB | | 148.11 | | | | | | | | | | |
| | | Physical Collocation in the Remote Site - Security Access - Key | | | CLORS | PE1RD | | | 13.19 | | | | | | | | | |

| COLLOCATION - Georgia | | | | | | | | | | | Att: 4 Exh: B | | | | |
|--|--|---------|------|-------------------------------|-------|-----------|--------------|--------|-------------------------|----------------------------------|--------------------------------------|--|--|---|---|
| CATEGORY | RATE ELEMENTS | Interim | Zone | BCS | USOC | RATES(\$) | | | | Svc Order Submitted Elec per LSR | Svc Order Submitted Manually per LSR | Incremental Charge - Manual Svc Order vs. Electronic-1st | Incremental Charge - Manual Svc Order vs. Electronic-Add'l | Incremental Charge - Manual Svc Order vs. Electronic-Disc 1st | Incremental Charge - Manual Svc Order vs. Electronic-Disc Add'l |
| | | | | | | Rec | Nonrecurring | | Nonrecurring Disconnect | | OSS Rates(\$) | | | | |
| | | | | | | | First | Add'l | First | Add'l | SOME C | SOMAN | SOMAN | SOMAN | SOMAN |
| | Physical Collocation in the Remote Site - Space Availability Report per Premises Requested | | | CLORS | PE1SR | | 109.83 | | | | | | | | |
| | Physical Collocation in the Remote Site - Remote Site CLLI Code Request, per CLLI Code Requested | | | CLORS | PE1RE | | 36.00 | | | | | | | | |
| | Remote Site DLEC Data (BRSDDD), per Compact Disk, per CO | | | CLORS | PE1RR | | 116.71 | | | | | | | | |
| | Physical Collocation - Security Escort for Basic Time - normally scheduled work, per half hour | | | CLORS | PE1BT | | 16.51 | 10.82 | | | | | | | |
| | Physical Collocation - Security Escort for Overtime - outside of normally scheduled working hours on a scheduled work day, per half hour | | | CLORS | PE1OT | | 21.90 | 14.17 | | | | | | | |
| | Physical Collocation - Security Escort for Premium Time - outside of scheduled work day, per half hour | | | CLORS | PE1PT | | 27.29 | 17.53 | | | | | | | |
| Adjacent Remote Site Collocation | | | | | | | | | | | | | | | |
| | Remote Site-Adjacent Collocation-Application Fee | | | CLORS | PE1RU | | 755.62 | 755.62 | | | | | | | |
| | Remote Site-Adjacent Collocation - Real Estate, per square foot | | | CLORS | PE1RT | 0.134 | | | | | | | | | |
| | Remote Site-Adjacent Collocation - AC Power, per breaker amp | | | CLORS | PE1RS | 6.27 | | | | | | | | | |
| NOTE: If Security Escort and/or Add'l Engineering Fees become necessary for adjacent remote site collocation, the Parties will negotiate appropriate rates. | | | | | | | | | | | | | | | |
| Virtual Remote Site Collocation | | | | | | | | | | | | | | | |
| | Virtual Collocation in the Remote Site - Application Fee | | | VE1RS | VE1RB | | 300.31 | | 132.49 | | | | | | |
| | Virtual Collocation in the Remote Site - Per Bay/Rack of Space | | | VE1RS | VE1RC | 148.11 | | | | | | | | | |
| | Virtual Collocation in the Remote Site - Space Availability Report per Premises requested | | | VE1RS | VE1RR | | 109.83 | | | | | | | | |
| | Virtual Collocation in the Remote Site - Remote Site CLLI Code Request, per CLLI Code Requested | | | VE1RS | VE1RL | | 36.00 | | | | | | | | |
| ADJACENT COLLOCATION | | | | | | | | | | | | | | | |
| | Adjacent Collocation - Space Charge per Sq. Ft. | | | CLOAC | PE1JA | 0.1725 | | | | | | | | | |
| | Adjacent Collocation - Electrical Facility Charge per Linear Ft. | | | CLOAC | PE1JC | 4.12 | | | | | | | | | |
| | Adjacent Collocation - 2-Wire Cross-Connects | | | UEANL,UEQ,UEA,UCL,UAL,UHL,UDN | PE1JE | 0.0176 | | | | | | | | | |
| | Adjacent Collocation - 4-Wire Cross-Connects | | | UEA,UHL,UDL,UCL | PE1JF | 0.0353 | | | | | | | | | |
| | Adjacent Collocation - DS1 Cross-Connects | | | USL | PE1JG | 0.3686 | | | | | | | | | |
| | Adjacent Collocation - DS3 Cross-Connects | | | UE3 | PE1JH | 4.83 | | | | | | | | | |
| | Adjacent Collocation - 2-Fiber Cross-Connect | | | CLOAC | PE1JJ | 1.69 | | | | | | | | | |
| | Adjacent Collocation - 4-Fiber Cross-Connect | | | CLOAC | PE1JK | 3.31 | | | | | | | | | |
| | Adjacent Collocation - Application Fee | | | CLOAC | PE1JB | | 1,380.83 | | 0.50 | | | | | | |
| | Adjacent Collocation - 120V, Single Phase Standby Power Rate per AC Breaker Amp | | | CLOAC | PE1JL | 5.16 | | | | | | | | | |
| | Adjacent Collocation - 240V, Single Phase Standby Power Rate per AC Breaker Amp | | | CLOAC | PE1JM | 10.34 | | | | | | | | | |
| | Adjacent Collocation - 120V, Three Phase Standby Power Rate per AC Breaker Amp | | | CLOAC | PE1JN | 15.50 | | | | | | | | | |
| | Adjacent Collocation - 277V, Three Phase Standby Power Rate per AC Breaker Amp | | | CLOAC | PE1JO | 35.79 | | | | | | | | | |
| | Adjacent Collocation - 240V, Three Phase Standby Power Rate per AC Breaker Amp | | | CLOAC | PE1JD | 35.79 | | | | | | | | | |

| COLLOCATION - Kentucky | | | | | | | | | | | Att: 4 Exh: B | | | | | | |
|------------------------|---|---|---------|------|--|-------|-----------|--------------|-------|-------------------------|----------------------------------|--------------------------------------|--|--|---|---|-------|
| CATEGORY | | RATE ELEMENTS | Interim | Zone | BCS | USOC | RATES(\$) | | | | Svc Order Submitted Elec per LSR | Svc Order Submitted Manually per LSR | Incremental Charge - Manual Svc Order vs. Electronic-1st | Incremental Charge - Manual Svc Order vs. Electronic-Add'l | Incremental Charge - Manual Svc Order vs. Electronic-Disc 1st | Incremental Charge - Manual Svc Order vs. Electronic-Disc Add'l | |
| | | | | | | | | | | | | | | | | | |
| | | | | | | | Rec | Nonrecurring | | Nonrecurring Disconnect | | OSS Rates(\$) | | | | | |
| | | | | | | | | First | Add'l | First | Add'l | SOME C | SOMAN | SOMAN | SOMAN | SOMAN | SOMAN |
| PHYSICAL COLLOCATION | | | | | | | | | | | | | | | | | |
| | Application | | | | | | | | | | | | | | | | |
| | | Physical Collocation - Initial Application Fee | | | CLO | PE1BA | | 3,773.54 | | | 1.01 | | | | | | |
| | | Physical Collocation - Subsequent Application Fee | | | CLO | PE1CA | | 3,145.35 | | | 1.01 | | | | | | |
| | | Physical Collocation - Co-Carrier Cross Connects/Direct Connect, Application Fee, per application | | | CLO | PE1DT | | 584.20 | | | | | | | | | |
| | | Physical Collocation Administrative Only - Application Fee | | | CLO | PE1BL | | 742.12 | | | | | | | | | |
| | | Physical Collocation - Application Cost, Simple Augment | | | CLO | PE1KS | | 594.98 | | | 1.21 | | | | | | |
| | | Physical Collocation - Application Cost, Minor Augment | | | CLO | PE1KM | | 834.26 | | | 1.21 | | | | | | |
| | | Physical Collocation - Application Cost, Intermediate Augment | | | CLO | PE1K1 | | 1,059.00 | | | 1.21 | | | | | | |
| | | Physical Collocation - Application Cost - Major Augment | | | CLO | PE1KJ | | 2,412.00 | | | 1.21 | | | | | | |
| | Space Preparation | | | | | | | | | | | | | | | | |
| | | Physical Collocation - Floor Space, per sq feet | | | CLO | PE1PJ | | 7.99 | | | | | | | | | |
| | | Physical Collocation - Space Enclosure, welded wire, first 50 square feet | | | CLO | PE1BX | | 166.83 | | | | | | | | | |
| | | Physical Collocation - Space enclosure, welded wire, first 100 square feet | | | CLO | PE1BW | | 184.97 | | | | | | | | | |
| | | Physical Collocation - Space enclosure, welded wire, each additional 50 square feet | | | CLO | PE1CW | | 18.14 | | | | | | | | | |
| | | Physical Collocation - Space Preparation - C.O. Modification per square ft. | | | CLO | PE1SK | | 2.32 | | | | | | | | | |
| | | Physical Collocation - Space Preparation, Common Systems Modifications-Cageless, per square foot | | | CLO | PE1SL | | 3.26 | | | | | | | | | |
| | | Physical Collocation - Space Preparation - Common Systems Modifications-Caged, per cage | | | CLO | PE1SM | | 110.57 | | | | | | | | | |
| | | Physical Collocation - Space Preparation - Firm Order Processing | | | CLO | PE1SJ | | 1,206.07 | | | | | | | | | |
| | | Physical Collocation - Space Availability Report, per Central Office Requested | | | CLO | PE1SR | | 2,158.67 | | | | | | | | | |
| | Power | | | | | | | | | | | | | | | | |
| | | Physical Collocation - Power, -48V DC Power - per Fused Amp Requested | | | CLO | PE1PL | | 8.06 | | | | | | | | | |
| | | Physical Collocation - Power, 120V AC Power, Single Phase, per Breaker Amp | | | CLO | PE1FB | | 5.44 | | | | | | | | | |
| | | Physical Collocation - Power, 240V AC Power, Single Phase, per Breaker Amp | | | CLO | PE1FD | | 10.88 | | | | | | | | | |
| | | Physical Collocation - Power, 120V AC Power, Three Phase, per Breaker Amp | | | CLO | PE1FE | | 16.32 | | | | | | | | | |
| | | Physical Collocation - Power, 277V AC Power, Three Phase, per Breaker Amp | | | CLO | PE1FG | | 37.68 | | | | | | | | | |
| | Cross Connects (Cross Connects, Co-Carrier Cross Connects, and Ports) | | | | | | | | | | | | | | | | |
| | | | | | UEANL,UEQ, UNCNX, UEA, UCL, UAL, UHL, UDN, UNCVX | PE1P2 | | 0.0333 | 24.68 | 23.68 | 12.14 | 10.95 | | | | | |
| | | Physical Collocation - 2-wire cross-connect, loop, provisioning | | | UEA, UHL, UNCVX, UNCDX, UCL, UDL | PE1P4 | | 0.0665 | 24.88 | 23.82 | 12.77 | 11.46 | | | | | |
| | | | | | WDS1L, WDS1S, UXTD1, ULDD1, USLEL, UNLD1, U1TD1, UNC1X, UEPSR, UEPSB, UEPSE, UEPSP, USL, UEPEX, UEPDX | PE1P1 | | 1.48 | 44.23 | 31.98 | 12.81 | 11.57 | | | | | |
| | | Physical Collocation -DS1 Cross-Connect for Physical Collocation, provisioning | | | UE3, U1TD3, UXTD3, UXTS1, UNC3X, UNCSX, ULDD3, U1TS1, ULDS1, UNLD3, UEPEX, UEPDX, UEPSR, UEPSB, UEPSE, UEPSP | PE1P3 | | 18.89 | 41.93 | 30.51 | 14.75 | 11.83 | | | | | |

| COLLOCATION - Kentucky | | | | | | | | | | | | | | Att: 4 Exh: B | | | | | | |
|--|---------------|--|--|--|--|--|---------|--|----------------------------|-------|--------------|---------|-------------------------|---------------|----------------------------------|--------------------------------------|--|--|---|---|
| CATEGORY | RATE ELEMENTS | | | | | | Interim | Zone | BCS | USOC | RATES(\$) | | | | Svc Order Submitted Elec per LSR | Svc Order Submitted Manually per LSR | Incremental Charge - Manual Svc Order vs. Electronic-1st | Incremental Charge - Manual Svc Order vs. Electronic-Add'l | Incremental Charge - Manual Svc Order vs. Electronic-Disc 1st | Incremental Charge - Manual Svc Order vs. Electronic-Disc Add'l |
| | | | | | | | | | | Rec | Nonrecurring | | Nonrecurring Disconnect | | OSS Rates(\$) | | | | | |
| | | | | | | | | | | | First | Add'l | First | Add'l | SOMEC | SOMAN | SOMAN | SOMAN | SOMAN | SOMAN |
| | | | | | | | | CLO, ULDO3, ULD12, ULD48, U1TO3, U1T12, U1T48, UDLO3, UDL12, UDF | PE1F2 | 3.75 | 41.93 | 30.51 | 14.76 | 11.84 | | | | | | |
| | | | | | | | | Physical Collocation - 2-Fiber Cross-Connect | | | | | | | | | | | | |
| | | | | | | | | ULD03, ULD12, ULD48, U1TO3, U1T12, U1T48, UDLO3, UDL12, UDF, UDFCX | PE1F4 | 6.65 | 51.29 | 39.87 | 19.41 | 16.49 | | | | | | |
| | | | | | | | | Physical Collocation - 4-Fiber Cross-Connect | | | | | | | | | | | | |
| | | | | | | | | Physical Collocation - Co-Carrier Cross Connects/Direct Connect - Fiber Cable Support Structure, per linear foot, per cable. | CLO | PE1ES | 0.0012 | | | | | | | | | |
| | | | | | | | | Physical Collocation - Co-Carrier Cross Connect/Direct Connect - Copper/Coax Cable Support Structure, per linear foot, per cable. | CLO | PE1DS | 0.0018 | | | | | | | | | |
| | | | | | | | | Physical Collocation 2-Wire Cross Connect, Port | UEPSR, UEPSB, UEPSX, UEP2C | PE1R2 | 0.0333 | 24.68 | 23.68 | 12.14 | 10.95 | | | | | |
| | | | | | | | | Physical Collocation 4-Wire Cross Connect, Port | UEPEX, UEPDD | PE1R4 | 0.0665 | 24.88 | 23.82 | 12.77 | 11.46 | | | | | |
| Security | | | | | | | | | | | | | | | | | | | | |
| | | | | | | | | Physical Collocation - Security Escort for Basic Time - normally scheduled work, per half hour | CLO | PE1BT | | 33.98 | 21.53 | | | | | | | |
| | | | | | | | | Physical Collocation - Security Escort for Overtime - outside of normally scheduled working hours on a scheduled work day, per half hour | CLO | PE1OT | | 44.26 | 27.81 | | | | | | | |
| | | | | | | | | Physical Collocation - Security Escort for Premium Time - outside of scheduled work day, per half hour | CLO | PE1PT | | 54.54 | 34.09 | | | | | | | |
| | | | | | | | | Physical Collocation - Security Access System, Security System, per Central Office | CLO | PE1AX | 76.10 | | | | | | | | | |
| | | | | | | | | Physical Collocation - Security Access System - New Card Activation, per Card Activation (First), per State | CLO | PE1A1 | 0.058 | 55.79 | | | | | | | | |
| | | | | | | | | Physical Collocation - Security Access System - Administrative Change, existing Access Card, per Request, per State, per Card | CLO | PE1AA | | 15.64 | | | | | | | | |
| | | | | | | | | Physical Collocation - Security Access System - Replace Lost or Stolen Card, per Card | CLO | PE1AR | | 45.74 | | | | | | | | |
| | | | | | | | | Physical Collocation - Security Access - Initial Key, per Key | CLO | PE1AK | | 26.29 | | | | | | | | |
| | | | | | | | | Physical Collocation - Security Access - Key, Replace Lost or Stolen Key, per Key | CLO | PE1AL | | 26.29 | | | | | | | | |
| CFA | | | | | | | | | | | | | | | | | | | | |
| | | | | | | | | Physical Collocation - CFA Information Resend Request, per premises, per arrangement, per request | CLO | PE1C9 | | 77.55 | | | | | | | | |
| Cable Records - Note: The rates in the First & Additional columns will actually be billed as "Initial I" and "Subsequent S" respectively | | | | | | | | | | | | | | | | | | | | |
| | | | | | | | | Physical Collocation - Cable Records, per request | CLO | PE1CR | I | 1524.45 | S | 980.01 | 267.02 | | | | | |
| | | | | | | | | Physical Collocation, Cable Records, VG/DS0 Cable, per cable record (maximum 3600 records) | CLO | PE1CD | | 656.37 | | 379.70 | | | | | | |
| | | | | | | | | Physical Collocation, Cable Records, VG/DS0 Cable, per each 100 pair | CLO | PE1CO | | 9.65 | | 11.84 | | | | | | |
| | | | | | | | | Physical Collocation, Cable Records, DS1, per T1 TIE | CLO | PE1C1 | | 4.52 | | 5.54 | | | | | | |
| | | | | | | | | Physical Collocation, Cable Records, DS3, per T3 TIE | CLO | PE1C3 | | 15.81 | | 19.39 | | | | | | |
| | | | | | | | | Physical Collocation - Cable Records, Fiber Cable, per cable record (maximum 99 records) | CLO | PE1CB | | 169.63 | | 154.85 | | | | | | |
| | | | | | | | | Physical Collocation, Cable Records, CAT5/RJ45 | CLO | PE1C5 | | 4.52 | | 5.54 | | | | | | |
| Virtual to Physical | | | | | | | | | | | | | | | | | | | | |
| | | | | | | | | Physical Collocation - Virtual to Physical Collocation Relocation, per Voice Grade Circuit | CLO | PE1BV | | 33.00 | | | | | | | | |
| | | | | | | | | Physical Collocation - Virtual to Physical Collocation Relocation, per DSO Circuit | CLO | PE1BO | | 33.00 | | | | | | | | |
| | | | | | | | | Physical Collocation - Virtual to Physical Collocation Relocation, per DS1 Circuit | CLO | PE1B1 | | 52.00 | | | | | | | | |
| | | | | | | | | Physical Collocation - Virtual to Physical Collocation Relocation, per DS3 Circuit | CLO | PE1B3 | | 52.00 | | | | | | | | |

| COLLOCATION - Kentucky | | | | | | | | | | | | | | Att: 4 Exh: B | | | |
|--|---------------|--|--|---------|------|--|-------|-----------|--------------|-------|-------------------------|----------------------------------|--------------------------------------|--|--|---|---|
| CATEGORY | RATE ELEMENTS | | | Interim | Zone | BCS | USOC | RATES(\$) | | | | Svc Order Submitted Elec per LSR | Svc Order Submitted Manually per LSR | Incremental Charge - Manual Svc Order vs. Electronic-1st | Incremental Charge - Manual Svc Order vs. Electronic-Add'l | Incremental Charge - Manual Svc Order vs. Electronic-Disc 1st | Incremental Charge - Manual Svc Order vs. Electronic-Disc Add'l |
| | | | | | | | | Rec | Nonrecurring | | Nonrecurring Disconnect | | OSS Rates(\$) | | | | |
| | | | | | | | | | First | Add'l | First | Add'l | SOMEC | SOMAN | SOMAN | SOMAN | SOMAN |
| | | Physical Collocation - Virtual to Physical Collocation In-Place, Per Voice Grade Circuit | | | | CLO | PE1BR | | 22.49 | | | | | | | | |
| | | Physical Collocation Virtual to Physical Collocation In-Place, Per DSO Circuit | | | | CLO | PE1BP | | 22.49 | | | | | | | | |
| | | Physical Collocation - Virtual to Physical Collocation In-Place, Per DS1 Circuit | | | | CLO | PE1BS | | 32.71 | | | | | | | | |
| | | Physical Collocation - Virtual to Physical Collocation In-Place, per DS3 Circuit | | | | CLO | PE1BE | | 32.71 | | | | | | | | |
| Entrance Cable | | | | | | | | | | | | | | | | | |
| | | Physical Collocation - Fiber Cable Installation, Pricing, non-recurring charge, per Entrance Cable | | | | CLO | PE1BD | | 1,729.11 | | 45.16 | | | | | | |
| | | Physical Collocation - Fiber Cable Support Structure, per Entrance Cable | | | | CLO | PE1PM | 19.86 | | | | | | | | | |
| | | Physical Collocation - Fiber Entrance Cable Installation, per Fiber | | | | CLO | PE1ED | | 7.75 | | | | | | | | |
| VIRTUAL COLLOCATION | | | | | | | | | | | | | | | | | |
| Application | | | | | | | | | | | | | | | | | |
| | | Virtual Collocation - Application Fee | | | | AMTFS | EAF | | 2,419.86 | | 1.01 | | | | | | |
| | | Virtual Collocation - Co-Carrier Cross Connects/Direct Connect, Application Fee, per application | | | | AMTFS | VE1CA | | 584.20 | | | | | | | | |
| | | Virtual Collocation Administrative Only - Application Fee | | | | AMTFS | VE1AF | | 742.12 | | | | | | | | |
| Space Preparation | | | | | | | | | | | | | | | | | |
| | | Virtual Collocation - Floor Space, per sq. ft. | | | | AMTFS | ESPVX | 7.99 | | | | | | | | | |
| Power | | | | | | | | | | | | | | | | | |
| | | Virtual Collocation - Power, per fused amp | | | | AMTFS | ESPAX | 8.06 | | | | | | | | | |
| Cross Connects (Cross Connects, Co-Carrier Cross Connects, and Ports) | | | | | | | | | | | | | | | | | |
| | | Virtual Collocation - 2-wire cross-connect, loop, provisioning | | | | UEANL, UEA, UDN, UAL, UHL, UCL, UEQ, UNCVX, UNCDX, UNCNCX | UEAC2 | 0.0309 | 24.68 | 23.68 | 12.14 | 10.95 | | | | | |
| | | Virtual Collocation - 4-wire cross-connect, loop, provisioning | | | | UEA, UHL, UCL, UDL, UNCVX, UNCDX | UEAC4 | 0.0619 | 24.88 | 23.82 | 12.77 | 11.46 | | | | | |
| | | Virtual collocation - Special Access & UNE, cross-connect per DS1 | | | | ULR, UXTD1, UNC1X, ULDD1, U1TD1, USLEL, UNLD1, USL, UEPEX, UEPDX | CNC1X | 1.48 | 44.23 | 31.98 | 12.81 | 11.57 | | | | | |
| | | Virtual collocation - Special Access & UNE, cross-connect per DS3 | | | | USL, UE3, U1TD3, UXTS1, UXTD3, UNC3X, UNCSX, ULDD3, U1TS1, ULDS1, UDLX, UNLD3, XDEST | CND3X | 18.89 | 41.93 | 30.51 | 14.75 | 11.83 | | | | | |
| | | Virtual Collocation - 2-Fiber Cross Connects | | | | UDL12, UDLO3, U1T48, U1T12, U1TO3, ULDO3, ULD12, ULD48, UDF | CNC2F | 3.80 | 41.94 | 30.51 | 14.76 | 11.84 | | | | | |
| | | Virtual Collocation - 4-Fiber Cross Connects | | | | UDL12, UDLO3, U1T48, U1T12, U1TO3, ULDO3, ULD12, ULD48, UDF | CNC4F | 7.59 | 51.29 | 39.87 | 19.41 | 16.49 | | | | | |
| | | Virtual Collocation - Co-Carrier Cross Connects/Direct Connect - Fiber Cable Support Structure, per linear foot, per cable | | | | AMTFS | VE1CB | 0.0012 | | | | | | | | | |
| | | Virtual Collocation - Co-Carrier Cross Connects/Direct Connect - Copper/Coax Cable Support Structure, per linear foot, per cable | | | | AMTFS | VE1CD | 0.0018 | | | | | | | | | |
| | | Virtual Collocation 2-Wire Cross Connect, Port | | | | UEPSX, UEPSB, UEPSL, UEPSR, UEP2C | VE1R2 | 0.0309 | 24.68 | 23.68 | 12.14 | 10.95 | | | | | |
| | | Virtual Collocation 4-Wire Cross Connect, Port | | | | UEPDD, UEPEX | VE1R4 | 0.0619 | 24.88 | 23.82 | 12.77 | 11.46 | | | | | |

| COLLOCATION - Kentucky | | | | | | | | | | | Att: 4 Exh: B | | | | | |
|---|--|---------|------|-------|-------|-----------|--------------|--------|-------------------------|----------------------------------|--------------------------------------|--|--|---|---|-------|
| CATEGORY | RATE ELEMENTS | Interim | Zone | BCS | USOC | RATES(\$) | | | | Svc Order Submitted Elec per LSR | Svc Order Submitted Manually per LSR | Incremental Charge - Manual Svc Order vs. Electronic-1st | Incremental Charge - Manual Svc Order vs. Electronic-Add'l | Incremental Charge - Manual Svc Order vs. Electronic-Disc 1st | Incremental Charge - Manual Svc Order vs. Electronic-Disc Add'l | |
| | | | | | | Rec | Nonrecurring | | Nonrecurring Disconnect | | OSS Rates(\$) | | | | | |
| | | | | | | | First | Add'l | First | Add'l | SOME C | SOMAN | SOMAN | SOMAN | SOMAN | SOMAN |
| CFA | | | | | | | | | | | | | | | | |
| | Virtual Collocation - CFA Information Resend Request, per Premises, per Arrangement, per request | | | AMTFS | VE1QR | | 77.55 | | | | | | | | | |
| Cable Records - Note: The rates in the First & Additional columns will actually be billed as "Initial I" & "Subsequent S" respectively | | | | | | | | | | | | | | | | |
| | Virtual Collocation Cable Records - per request | | | AMTFS | VE1BA | I | 1524.45 | S | 980.01 | 267.02 | | | | | | |
| | Virtual Collocation Cable Records - VG/DS0 Cable, per cable record | | | AMTFS | VE1BB | | 656.37 | | | 379.70 | | | | | | |
| | Virtual Collocation Cable Records - VG/DS0 Cable, per each 100 pair | | | AMTFS | VE1BC | | 9.65 | | | 11.84 | | | | | | |
| | Virtual Collocation Cable Records - DS1, per T1TIE | | | AMTFS | VE1BD | | 4.52 | | | 5.54 | | | | | | |
| | Virtual Collocation Cable Records - DS3, per T3TIE | | | AMTFS | VE1BE | | 15.81 | | | 19.39 | | | | | | |
| | Virtual Collocation Cable Records - Fiber Cable, per 99 fiber records | | | AMTFS | VE1BF | | 169.63 | | | 154.85 | | | | | | |
| | Virtual Collocation Cable Records - CAT 5/RJ45 | | | AMTFS | VE1B5 | | 4.52 | | | 5.54 | | | | | | |
| Security | | | | | | | | | | | | | | | | |
| | Virtual collocation - Security escort, basic time, normally scheduled work hours | | | AMTFS | SPTBX | | 33.98 | 21.53 | | | | | | | | |
| | Virtual collocation - Security escort, overtime, outside of normally scheduled work hours on a normal working day | | | AMTFS | SPTOX | | 44.26 | 27.81 | | | | | | | | |
| | Virtual collocation - Security escort, premium time, outside of a scheduled work day | | | AMTFS | SPTPX | | 54.54 | 34.09 | | | | | | | | |
| Maintenance | | | | | | | | | | | | | | | | |
| | Virtual collocation - Maintenance in CO - Basic, per half hour | | | AMTFS | CTRLX | | 56.07 | 21.53 | | | | | | | | |
| | Virtual collocation - Maintenance in CO - Overtime, per half hour | | | AMTFS | SPTOM | | 73.23 | 27.81 | | | | | | | | |
| | Virtual collocation - Maintenance in CO - Premium per half hour | | | AMTFS | SPTPM | | 90.39 | 34.09 | | | | | | | | |
| Entrance Cable | | | | | | | | | | | | | | | | |
| | Virtual Collocation - Cable Installation Charge, per cable | | | AMTFS | ESPCX | | 1,729.11 | | | 45.16 | | | | | | |
| | Virtual Collocation - Cable Support Structure, per cable | | | AMTFS | ESPSX | | 17.38 | | | | | | | | | |
| COLLOCATION IN THE REMOTE SITE | | | | | | | | | | | | | | | | |
| Physical Remote Site Collocation | | | | | | | | | | | | | | | | |
| | Physical Collocation in the Remote Site - Application Fee | | | CLORS | PE1RA | | 617.78 | | | 338.89 | | | | | | |
| | Cabinet Space in the Remote Site per Bay/ Rack | | | CLORS | PE1RB | 219.67 | | | | | | | | | | |
| | Physical Collocation in the Remote Site - Security Access - Key | | | CLORS | PE1RD | | 26.29 | | | | | | | | | |
| | Physical Collocation in the Remote Site - Space Availability Report per Premises Requested | | | CLORS | PE1SR | | 232.64 | | | | | | | | | |
| | Physical Collocation in the Remote Site - Remote Site CLLI Code Request, per CLLI Code Requested | | | CLORS | PE1RE | | 75.40 | | | | | | | | | |
| | Remote Site DLEC Data (BRSD), per Compact Disk, per CO | | | CLORS | PE1RR | | 233.42 | | | | | | | | | |
| | Physical Collocation - Security Escort for Basic Time - normally scheduled work, per half hour | | | CLORS | PE1BT | | 33.98 | 21.53 | | | | | | | | |
| | Physical Collocation - Security Escort for Overtime - outside of normally scheduled working hours on a scheduled work day, per half hour | | | CLORS | PE1OT | | 44.26 | 27.81 | | | | | | | | |
| | Physical Collocation - Security Escort for Premium Time - outside of scheduled work day, per half hour | | | CLORS | PE1PT | | 54.54 | 34.09 | | | | | | | | |
| Adjacent Remote Site Collocation | | | | | | | | | | | | | | | | |
| | Remote Site-Adjacent Collocation-Application Fee | | | CLORS | PE1RU | | 755.62 | 755.62 | | | | | | | | |
| | Remote Site-Adjacent Collocation - Real Estate, per square foot | | | CLORS | PE1RT | 0.134 | | | | | | | | | | |
| | Remote Site-Adjacent Collocation - AC Power, per breaker amp | | | CLORS | PE1RS | 6.27 | | | | | | | | | | |
| NOTE: If Security Escort and/or Add'l Engineering Fees become necessary for adjacent remote site collocation, the Parties will negotiate appropriate rates. | | | | | | | | | | | | | | | | |
| Virtual Remote Site Collocation | | | | | | | | | | | | | | | | |
| | Virtual Collocation in the Remote Site - Application Fee | | | VE1RS | VE1RB | | 617.78 | | | 338.89 | | | | | | |
| | Virtual Collocation in the Remote Site - Per Bay/Rack of Space | | | VE1RS | VE1RC | 219.67 | | | | | | | | | | |
| | Virtual Collocation in the Remote Site - Space Availability Report per Premises requested | | | VE1RS | VE1RR | | 232.64 | | | | | | | | | |
| | Virtual Collocation in the Remote Site - Remote Site CLLI Code Request, per CLLI Code Requested | | | VE1RS | VE1RL | | 75.40 | | | | | | | | | |
| ADJACENT COLLOCATION | | | | | | | | | | | | | | | | |

| COLLOCATION - Kentucky | | | | | | | | | | | | Att: 4 Exh: B | | | | |
|------------------------|---------------|---|---------|------|----------------------------------|-------|-----------|--------------|-------|-------------------------|----------------------------------|--------------------------------------|--|--|---|---|
| CATEGORY | RATE ELEMENTS | | Interim | Zone | BCS | USOC | RATES(\$) | | | | Svc Order Submitted Elec per LSR | Svc Order Submitted Manually per LSR | Incremental Charge - Manual Svc Order vs. Electronic-1st | Incremental Charge - Manual Svc Order vs. Electronic-Add'l | Incremental Charge - Manual Svc Order vs. Electronic-Disc 1st | Incremental Charge - Manual Svc Order vs. Electronic-Disc Add'l |
| | | | | | | | Rec | Nonrecurring | | Nonrecurring Disconnect | | OSS Rates(\$) | | | | |
| | | | | | | | | First | Add'l | First | Add'l | SOMEc | SOMAN | SOMAN | SOMAN | SOMAN |
| | | Adjacent Collocation - Space Charge per Sq. Ft. | | | CLOAC | PE1JA | 0.0173 | | | | | | | | | |
| | | Adjacent Collocation - Electrical Facility Charge per Linear Ft. | | | CLOAC | PE1JC | 5.35 | | | | | | | | | |
| | | | | | UEANL,UEQ,UEA,UCL, UAL, UHL, UDN | PE1JE | 0.0258 | 24.68 | 23.68 | 12.14 | 10.95 | | | | | |
| | | Adjacent Collocation - 2-Wire Cross-Connects | | | UEA,UHL,UDL,UCL | PE1JF | 0.0515 | 24.88 | 23.82 | 12.77 | 11.46 | | | | | |
| | | Adjacent Collocation - 4-Wire Cross-Connects | | | USL | PE1JG | 1.37 | 44.23 | 31.98 | 12.81 | 11.57 | | | | | |
| | | Adjacent Collocation - DS1 Cross-Connects | | | UE3 | PE1JH | 18.61 | 41.93 | 30.51 | 14.75 | 11.83 | | | | | |
| | | Adjacent Collocation - DS3 Cross-Connects | | | CLOAC | PE1JJ | 3.15 | 41.93 | 30.51 | 14.76 | 11.84 | | | | | |
| | | Adjacent Collocation - 2-Fiber Cross-Connect | | | CLOAC | PE1JK | 6.02 | 51.29 | 39.87 | 19.41 | 16.49 | | | | | |
| | | Adjacent Collocation - 4-Fiber Cross-Connect | | | CLOAC | PE1JB | | 3,165.50 | | | | | | | | |
| | | Adjacent Collocation - Application Fee | | | | | | | | | | | | | | |
| | | Adjacent Collocation - 120V, Single Phase Standby Power Rate per AC Breaker Amp | | | CLOAC | PE1JL | 5.44 | | | | | | | | | |
| | | Adjacent Collocation - 240V, Single Phase Standby Power Rate per AC Breaker Amp | | | CLOAC | PE1JM | 10.88 | | | | | | | | | |
| | | Adjacent Collocation - 120V, Three Phase Standby Power Rate per AC Breaker Amp | | | CLOAC | PE1JN | 16.32 | | | | | | | | | |
| | | Adjacent Collocation - 277V, Three Phase Standby Power Rate per AC Breaker Amp | | | CLOAC | PE1JO | 37.68 | | | | | | | | | |

| COLLOCATION - Louisiana | | | | | | | | | | | Att: 4 Exh: B | | | | | | | |
|-------------------------|---|---|---------|------|--|-------|-----------|--------------|-------|-------------------------|----------------------------------|--------------------------------------|--|--|---|---|---------------|-------|
| CATEGORY | | RATE ELEMENTS | Interim | Zone | BCS | USOC | RATES(\$) | | | | Svc Order Submitted Elec per LSR | Svc Order Submitted Manually per LSR | Incremental Charge - Manual Svc Order vs. Electronic-1st | Incremental Charge - Manual Svc Order vs. Electronic-Add'l | Incremental Charge - Manual Svc Order vs. Electronic-Disc 1st | Incremental Charge - Manual Svc Order vs. Electronic-Disc Add'l | | |
| | | | | | | | Rec | Nonrecurring | | Nonrecurring Disconnect | | | | | | | OSS Rates(\$) | |
| | | | | | | | | First | Add'l | | First | Add'l | SOME C | SOMAN | SOMAN | SOMAN | SOMAN | SOMAN |
| PHYSICAL COLLOCATION | | | | | | | | | | | | | | | | | | |
| | Application | | | | | | | | | | | | | | | | | |
| | | Physical Collocation - Initial Application Fee | | | CLO | PE1BA | | 1,837.24 | | | | | | | | | | |
| | | Physical Collocation - Subsequent Application Fee | | | CLO | PE1CA | | 1,533.41 | | | | | | | | | | |
| | | Physical Collocation - Co-Carrier Cross Connects/Direct Connect, Application Fee, per application | | | CLO | PE1DT | | 583.30 | | | | | | | | | | |
| | | Physical Collocation Administrative Only - Application Fee | | | CLO | PE1BL | | 741.97 | | | | | | | | | | |
| | | Physical Collocation - Application Cost, Simple Augment | | | CLO | PE1KS | | 596.35 | | 1.22 | | | | | | | | |
| | | Physical Collocation - Application Cost, Minor Augment | | | CLO | PE1KM | | 836.18 | | 1.22 | | | | | | | | |
| | | Physical Collocation - Application Cost, Intermediate Augment | | | CLO | PE1K1 | | 1,061.00 | | 1.22 | | | | | | | | |
| | | Physical Collocation - Application Cost - Major Augment | | | CLO | PE1KJ | | 2,418.00 | | 1.22 | | | | | | | | |
| | Space Preparation | | | | | | | | | | | | | | | | | |
| | | Physical Collocation - Floor Space, per sq feet | | | CLO | PE1PJ | | 5.30 | | | | | | | | | | |
| | | Physical Collocation - Space Enclosure, welded wire, first 50 square feet | | | CLO | PE1BX | | 166.40 | | | | | | | | | | |
| | | Physical Collocation - Space enclosure, welded wire, first 100 square feet | | | CLO | PE1BW | | 184.50 | | | | | | | | | | |
| | | Physical Collocation - Space enclosure, welded wire, each additional 50 square feet | | | CLO | PE1CW | | 18.10 | | | | | | | | | | |
| | | Physical Collocation - Space Preparation - C.O. Modification per square ft. | | | CLO | PE1SK | | 2.31 | | | | | | | | | | |
| | | Physical Collocation - Space Preparation, Common Systems Modifications-Cageless, per square foot | | | CLO | PE1SL | | 2.70 | | | | | | | | | | |
| | | Physical Collocation - Space Preparation - Common Systems Modifications-Caged, per cage | | | CLO | PE1SM | | 91.60 | | | | | | | | | | |
| | | Physical Collocation - Space Preparation - Firm Order Processing | | | CLO | PE1SJ | | 583.33 | | | | | | | | | | |
| | | Physical Collocation - Space Availability Report, per Central Office Requested | | | CLO | PE1SR | | 1,044.07 | | | | | | | | | | |
| | Power | | | | | | | | | | | | | | | | | |
| | | Physical Collocation - Power, -48V DC Power - per Fused Amp Requested | | | CLO | PE1PL | | 8.32 | | | | | | | | | | |
| | | Physical Collocation - Power, 120V AC Power, Single Phase, per Breaker Amp | | | CLO | PE1FB | | 5.45 | | | | | | | | | | |
| | | Physical Collocation - Power, 240V AC Power, Single Phase, per Breaker Amp | | | CLO | PE1FD | | 10.92 | | | | | | | | | | |
| | | Physical Collocation - Power, 120V AC Power, Three Phase, per Breaker Amp | | | CLO | PE1FE | | 16.37 | | | | | | | | | | |
| | | Physical Collocation - Power, 277V AC Power, Three Phase, per Breaker Amp | | | CLO | PE1FG | | 37.80 | | | | | | | | | | |
| | Cross Connects (Cross Connects, Co-Carrier Cross Connects, and Ports) | | | | | | | | | | | | | | | | | |
| | | | | | UEANL,UEQ, UNCNX, UEA, UCL, UAL, UHL, UDN, UNCVX | | | | | | | | | | | | | |
| | | Physical Collocation - 2-wire cross-connect, loop, provisioning | | | | PE1P2 | | 0.0318 | 11.94 | 11.46 | | | | | | | | |
| | | Physical Collocation - 4-wire cross-connect, loop, provisioning | | | UEA, UHL, UNCVX, UNCDX, UCL, UDL | PE1P4 | | 0.0636 | 12.04 | 11.53 | | | | | | | | |
| | | | | | WDS1L, WDS1S, UXTD1, ULDD1, USLEL, UNLD1, U1TD1, UNC1X, UEPSR, UEPSB, UEPSE, UEPSP, USL, UEPEX, UEPDX | | | | | | | | | | | | | |
| | | Physical Collocation -DS1 Cross-Connect for Physical Collocation, provisioning | | | | PE1P1 | | 1.04 | 21.39 | 15.47 | | | | | | | | |
| | | | | | UE3, U1TD3, UXTD3, UXTS1, UNC3X, UNCSX, ULDD3, U1TS1, ULDS1, UNLD3, UEPEX, UEPDX, UEPSR, UEPSB, UEPSE, UEPSP | | | | | | | | | | | | | |
| | | Physical Collocation - DS3 Cross-Connect, provisioning | | | | PE1P3 | | 13.21 | 20.28 | 14.76 | | | | | | | | |

| COLLOCATION - Louisiana | | | | | | | | | | | | | | Att: 4 Exh: B | | | |
|----------------------------|---------------|--|--|---------|------|--|-------|-----------|--------------|-------|-------------------------|----------------------------------|--------------------------------------|--|--|---|---|
| CATEGORY | RATE ELEMENTS | | | Interim | Zone | BCS | USOC | RATES(\$) | | | | Svc Order Submitted Elec per LSR | Svc Order Submitted Manually per LSR | Incremental Charge - Manual Svc Order vs. Electronic-1st | Incremental Charge - Manual Svc Order vs. Electronic-Add'l | Incremental Charge - Manual Svc Order vs. Electronic-Disc 1st | Incremental Charge - Manual Svc Order vs. Electronic-Disc Add'l |
| | | | | | | | | Rec | Nonrecurring | | Nonrecurring Disconnect | | OSS Rates(\$) | | | | |
| | | | | | | | | | First | Add'l | First | Add'l | SOMEC | SOMAN | SOMAN | SOMAN | SOMAN |
| | | Physical Collocation - 2-Fiber Cross-Connect | | | | CLO, ULDO3, ULD12, ULD48, U1TO3, U1T12, U1T48, UDLO3, UDL12, UDF | PE1F2 | 2.62 | 20.28 | 14.76 | | | | | | | |
| | | Physical Collocation - 4-Fiber Cross-Connect | | | | ULDO3, ULD12, ULD48, U1TO3, U1T12, U1T48, UDLO3, UDL12, UDF, UDFCX | PE1F4 | 4.65 | 24.81 | 19.29 | | | | | | | |
| | | Physical Collocation - Co-Carrier Cross Connects/Direct Connect - Fiber Cable Support Structure, per linear foot, per cable. | | | | CLO | PE1ES | 0.001 | | | | | | | | | |
| | | Physical Collocation - Co-Carrier Cross Connect/Direct Connect - Copper/Coax Cable Support Structure, per linear foot, per cable. | | | | CLO | PE1DS | 0.0015 | | | | | | | | | |
| | | Physical Collocation 2-Wire Cross Connect, Port | | | | UEPSR, UEPSB, UEPSX, UEP2C | PE1R2 | 0.0318 | 11.94 | 11.46 | | | | | | | |
| | | Physical Collocation 4-Wire Cross Connect, Port | | | | UEPEX, UEPDD | PE1R4 | 0.0636 | 12.04 | 11.53 | | | | | | | |
| Security | | | | | | | | | | | | | | | | | |
| | | Physical Collocation - Security Escort for Basic Time - normally scheduled work, per half hour | | | | CLO | PE1BT | | 16.44 | 10.42 | | | | | | | |
| | | Physical Collocation - Security Escort for Overtime - outside of normally scheduled working hours on a scheduled work day, per half hour | | | | CLO | PE1OT | | 21.41 | 13.45 | | | | | | | |
| | | Physical Collocation - Security Escort for Premium Time - outside of scheduled work day, per half hour | | | | CLO | PE1PT | | 26.38 | 16.49 | | | | | | | |
| | | Physical Collocation - Security Access System - Security System per Central Office, per Sq. Ft. | | | | CLO | PE1AY | 0.0224 | | | | | | | | | |
| | | Physical Collocation - Security Access System - New Card Activation, per Card Activation (First), per State | | | | CLO | PE1A1 | 0.0579 | 27.50 | | | | | | | | |
| | | Physical Collocation - Security Access System - Administrative Change, existing Access Card, per Request, per State, per Card | | | | CLO | PE1AA | | 7.74 | | | | | | | | |
| | | Physical Collocation - Security Access System - Replace Lost or Stolen Card, per Card | | | | CLO | PE1AR | | 22.64 | | | | | | | | |
| | | Physical Collocation - Security Access - Initial Key, per Key | | | | CLO | PE1AK | | 13.01 | | | | | | | | |
| | | Physical Collocation - Security Access - Key, Replace Lost or Stolen Key, per Key | | | | CLO | PE1AL | | 13.01 | | | | | | | | |
| CFA | | | | | | | | | | | | | | | | | |
| | | Physical Collocation - CFA Information Resend Request, per premises, per arrangement, per request | | | | CLO | PE1C9 | | 77.43 | | | | | | | | |
| Cable Records | | | | | | | | | | | | | | | | | |
| | | Recurring Collocation Cable Records - per request | | | | CLO | PE1CU | 10.97 | | | | | | | | | |
| | | Recurring Collocation Cable Records - VG/DS0 Cable, per cable record | | | | CLO | PE1CE | 5.29 | | | | | | | | | |
| | | Recurring Collocation Cable Records - VG/DS0 Cable, per each 100 pair | | | | CLO | PE1CT | 0.08 | | | | | | | | | |
| | | Recurring Collocation Cable Records - DS1, per T1TIE | | | | CLO | PE1C2 | 0.04 | | | | | | | | | |
| | | Recurring Collocation Cable Records - DS3, per T3TIE | | | | CLO | PE1C4 | 0.13 | | | | | | | | | |
| | | Recurring Collocation Cable Records - Fiber Cable, per 99 fiber records | | | | CLO | PE1CG | 1.37 | | | | | | | | | |
| | | Physical Collocation, Cable Records, CAT5/RJ45 | | | | CLO | PE1C6 | 0.04 | | | | | | | | | |
| Virtual to Physical | | | | | | | | | | | | | | | | | |
| | | Physical Collocation - Virtual to Physical Collocation Relocation, per Voice Grade Circuit | | | | CLO | PE1BV | | 33.00 | | | | | | | | |
| | | Physical Collocation - Virtual to Physical Collocation Relocation, per DSO Circuit | | | | CLO | PE1BO | | 33.00 | | | | | | | | |
| | | Physical Collocation - Virtual to Physical Collocation Relocation, per DS1 Circuit | | | | CLO | PE1B1 | | 52.00 | | | | | | | | |
| | | Physical Collocation - Virtual to Physical Collocation Relocation, per DS3 Circuit | | | | CLO | PE1B3 | | 52.00 | | | | | | | | |

| COLLOCATION - Louisiana | | | | | | | | | | | | | | Att: 4 Exh: B | | | |
|--|---------------|--|--|---------|------|---|-------|-----------|--------------|-------|-------------------------|----------------------------------|--------------------------------------|--|--|---|---|
| CATEGORY | RATE ELEMENTS | | | Interim | Zone | BCS | USOC | RATES(\$) | | | | Svc Order Submitted Elec per LSR | Svc Order Submitted Manually per LSR | Incremental Charge - Manual Svc Order vs. Electronic-1st | Incremental Charge - Manual Svc Order vs. Electronic-Add'l | Incremental Charge - Manual Svc Order vs. Electronic-Disc 1st | Incremental Charge - Manual Svc Order vs. Electronic-Disc Add'l |
| | | | | | | | | Rec | Nonrecurring | | Nonrecurring Disconnect | | OSS Rates(\$) | | | | |
| | | | | | | | | | First | Add'l | First | Add'l | SOME | SOMAN | SOMAN | SOMAN | SOMAN |
| | | Physical Collocation - Virtual to Physical Collocation In-Place, Per Voice Grade Circuit | | | | CLO | PE1BR | | 22.52 | | | | | | | | |
| | | Physical Collocation Virtual to Physical Collocation In-Place, Per DSO Circuit | | | | CLO | PE1BP | | 22.52 | | | | | | | | |
| | | Physical Collocation - Virtual to Physical Collocation In-Place, Per DS1 Circuit | | | | CLO | PE1BS | | 32.74 | | | | | | | | |
| | | Physical Collocation - Virtual to Physical Collocation In-Place, per DS3 Circuit | | | | CLO | PE1BE | | 32.74 | | | | | | | | |
| Entrance Cable | | | | | | | | | | | | | | | | | |
| | | Physical Collocation - Fiber Cable Installation, Pricing, non-recurring charge, per Entrance Cable | | | | CLO | PE1BD | | 841.54 | | | | | | | | |
| | | Physical Collocation - Fiber Cable Support Structure, per Entrance Cable | | | | CLO | PE1PM | 18.31 | | | | | | | | | |
| | | Physical Collocation - Fiber Entrance Cable Installation, per Fiber | | | | CLO | PE1ED | | 3.88 | | | | | | | | |
| VIRTUAL COLLOCATION | | | | | | | | | | | | | | | | | |
| Application | | | | | | | | | | | | | | | | | |
| | | Virtual Collocation - Application Fee | | | | AMTFS | EA | | 1,770.40 | | | | | | | | |
| | | Virtual Collocation - Co-Carrier Cross Connects/Direct Connect, Application Fee, per application | | | | AMTFS | VE1CA | | 583.30 | | | | | | | | |
| | | Virtual Collocation Administrative Only - Application Fee | | | | AMTFS | VE1AF | | 741.97 | | | | | | | | |
| Space Preparation | | | | | | | | | | | | | | | | | |
| | | Virtual Collocation - Floor Space, per sq. ft. | | | | AMTFS | ESPVX | 5.30 | | | | | | | | | |
| Power | | | | | | | | | | | | | | | | | |
| | | Virtual Collocation - Power, per fused amp | | | | AMTFS | ESPAX | 8.32 | | | | | | | | | |
| Cross Connects (Cross Connects, Co-Carrier Cross Connects, and Ports) | | | | | | | | | | | | | | | | | |
| | | Virtual Collocation - 2-wire cross-connect, loop, provisioning | | | | UEANL, UEA, UDN, UAL, UHL, UCL, UEQ, UNCVX, UNCDX, UNCNCX | UEAC2 | 0.0296 | 11.94 | 11.46 | | | | | | | |
| | | Virtual Collocation - 4-wire cross-connect, loop, provisioning | | | | UEA, UHL, UCL, UDL, UNCVX, UNCDX | UEAC4 | 0.0591 | 12.04 | 11.53 | | | | | | | |
| | | Virtual collocation - Special Access & UNE, cross-connect per DS1 | | | | ULR, UXTD1, UNC1X, ULDD1, U1TD1, USLEL, UNLD1, USL, UEPEX, UEPDX | CNC1X | 1.04 | 21.39 | 15.47 | | | | | | | |
| | | Virtual collocation - Special Access & UNE, cross-connect per DS3 | | | | USL, UE3, U1TD3, UXTS1, UXTD3, UNC3X, UNCSX, ULDD3, U1TS1, ULDS1, UDLSX, UNLD3, XDEST | CND3X | 13.21 | 20.28 | 14.76 | | | | | | | |
| | | Virtual Collocation - 2-Fiber Cross Connects | | | | UDL12, UDLO3, U1T48, U1T12, U1TO3, ULDO3, ULD12, ULD48, UDF | CNC2F | 2.65 | 20.29 | 14.76 | | | | | | | |
| | | Virtual Collocation - 4-Fiber Cross Connects | | | | UDL12, UDLO3, U1T48, U1T12, U1TO3, ULDO3, ULD12, ULD48, UDF | CNC4F | 5.31 | 24.81 | 19.29 | | | | | | | |
| | | Virtual Collocation - Co-Carrier Cross Connects/Direct Connect - Fiber Cable Support Structure, per linear foot, per cable | | | | AMTFS | VE1CB | 0.001 | | | | | | | | | |
| | | Virtual Collocation - Co-Carrier Cross Connects/Direct Connect - Copper/Coax Cable Support Structure, per linear foot, per cable | | | | AMTFS | VE1CD | 0.0015 | | | | | | | | | |
| | | Virtual Collocation 2-Wire Cross Connect, Port | | | | UEPSX, UEPSB, UEPSL, UEPSR, UEP2C | VE1R2 | 0.0296 | 11.94 | 11.46 | | | | | | | |
| | | Virtual Collocation 4-Wire Cross Connect, Port | | | | UEPDD, UEPEX | VE1R4 | 0.0591 | 12.04 | 11.53 | | | | | | | |

| COLLOCATION - Louisiana | | | | | | | | | | | Att: 4 Exh: B | | | | | |
|---|--|---------|------|-------|-------|-----------|--------------|--------|-------------------------|----------------------------------|--------------------------------------|--|--|---|---|-------|
| CATEGORY | RATE ELEMENTS | Interim | Zone | BCS | USOC | RATES(\$) | | | | Svc Order Submitted Elec per LSR | Svc Order Submitted Manually per LSR | Incremental Charge - Manual Svc Order vs. Electronic-1st | Incremental Charge - Manual Svc Order vs. Electronic-Add'l | Incremental Charge - Manual Svc Order vs. Electronic-Disc 1st | Incremental Charge - Manual Svc Order vs. Electronic-Disc Add'l | |
| | | | | | | Rec | Nonrecurring | | Nonrecurring Disconnect | | OSS Rates(\$) | | | | | |
| | | | | | | | First | Add'l | First | Add'l | SOME C | SOMAN | SOMAN | SOMAN | SOMAN | SOMAN |
| CFA | | | | | | | | | | | | | | | | |
| | Virtual Collocation - CFA Information Resend Request, per Premises, per Arrangement, per request | | | AMTFS | VE1QR | | 77.43 | | | | | | | | | |
| Cable Records | | | | | | | | | | | | | | | | |
| | Virtual Collocation Cable Records - per request(LA only) | | | AMTFS | VE1BG | 10.97 | | | | | | | | | | |
| | Virtual Collocation Cable Records - VG/DS0 Cable, per cable record(LA only) | | | AMTFS | VE1BH | 5.29 | | | | | | | | | | |
| | Virtual Collocation Cable Records - VG/DS0 Cable, per each 100 pair(LA only) | | | AMTFS | VE1BJ | 0.08 | | | | | | | | | | |
| | Virtual Collocation Cable Records - DS1, per T1TIE(LA only) | | | AMTFS | VE1BK | 0.04 | | | | | | | | | | |
| | Virtual Collocation Cable Records - DS3, per T3TIE(LA only) | | | AMTFS | VE1BL | 0.13 | | | | | | | | | | |
| | Virtual Collocation Cable Records - Fiber Cable, per 99 fiber records(LA only) | | | AMTFS | VE1BM | 1.37 | | | | | | | | | | |
| | Virtual Collocation Cable Records - CAT 5/RJ45 (LA only) | | | AMTFS | VE1B6 | 0.04 | | | | | | | | | | |
| Security | | | | | | | | | | | | | | | | |
| | Virtual collocation - Security escort, basic time, normally scheduled work hours | | | AMTFS | SPTBX | | 16.44 | 10.42 | | | | | | | | |
| | Virtual collocation - Security escort, overtime, outside of normally scheduled work hours on a normal working day | | | AMTFS | SPTOX | | 21.41 | 13.45 | | | | | | | | |
| | Virtual collocation - Security escort, premium time, outside of a scheduled work day | | | AMTFS | SPTPX | | 26.38 | 16.49 | | | | | | | | |
| Maintenance | | | | | | | | | | | | | | | | |
| | Virtual collocation - Maintenance in CO - Basic, per half hour | | | AMTFS | CTRLX | | 27.12 | 10.42 | | | | | | | | |
| | Virtual collocation - Maintenance in CO - Overtime, per half hour | | | AMTFS | SPTOM | | 35.42 | 13.45 | | | | | | | | |
| | Virtual collocation - Maintenance in CO - Premium per half hour | | | AMTFS | SPTPM | | 43.72 | 16.49 | | | | | | | | |
| Entrance Cable | | | | | | | | | | | | | | | | |
| | Virtual Collocation - Cable Installation Charge, per cable | | | AMTFS | ESPCX | | 841.54 | | | | | | | | | |
| | Virtual Collocation - Cable Support Structure, per cable | | | AMTFS | ESPSX | 16.02 | | | | | | | | | | |
| COLLOCATION IN THE REMOTE SITE | | | | | | | | | | | | | | | | |
| Physical Remote Site Collocation | | | | | | | | | | | | | | | | |
| | Physical Collocation in the Remote Site - Application Fee | | | CLORS | PE1RA | | 298.80 | | | | | | | | | |
| | Cabinet Space in the Remote Site per Bay/ Rack | | | CLORS | PE1RB | 225.39 | | | | | | | | | | |
| | Physical Collocation in the Remote Site - Security Access - Key | | | CLORS | PE1RD | | 13.01 | | | | | | | | | |
| | Physical Collocation in the Remote Site - Space Availability Report per Premises Requested | | | CLORS | PE1SR | | 112.52 | | | | | | | | | |
| | Physical Collocation in the Remote Site - Remote Site CLLI Code Request, per CLLI Code Requested | | | CLORS | PE1RE | | 36.47 | | | | | | | | | |
| | Remote Site DLEC Data (BRSD), per Compact Disk, per CO | | | CLORS | PE1RR | | 233.21 | | | | | | | | | |
| | Physical Collocation - Security Escort for Basic Time - normally scheduled work, per half hour | | | CLORS | PE1BT | | 16.44 | 10.42 | | | | | | | | |
| | Physical Collocation - Security Escort for Overtime - outside of normally scheduled working hours on a scheduled work day, per half hour | | | CLORS | PE1OT | | 21.41 | 13.45 | | | | | | | | |
| | Physical Collocation - Security Escort for Premium Time - outside of scheduled work day, per half hour | | | CLORS | PE1PT | | 26.38 | 16.49 | | | | | | | | |
| Adjacent Remote Site Collocation | | | | | | | | | | | | | | | | |
| | Remote Site-Adjacent Collocation-Application Fee | | | CLORS | PE1RU | | 755.62 | 755.62 | | | | | | | | |
| | Remote Site-Adjacent Collocation - Real Estate, per square foot | | | CLORS | PE1RT | 0.134 | | | | | | | | | | |
| | Remote Site-Adjacent Collocation - AC Power, per breaker amp | | | CLORS | PE1RS | 6.27 | | | | | | | | | | |
| NOTE: If Security Escort and/or Add'l Engineering Fees become necessary for adjacent remote site collocation, the Parties will negotiate appropriate rates. | | | | | | | | | | | | | | | | |
| Virtual Remote Site Collocation | | | | | | | | | | | | | | | | |
| | Virtual Collocation in the Remote Site - Application Fee | | | VE1RS | VE1RB | | 298.80 | | | | | | | | | |
| | Virtual Collocation in the Remote Site - Per Bay/Rack of Space | | | VE1RS | VE1RC | 225.39 | | | | | | | | | | |
| | Virtual Collocation in the Remote Site - Space Availability Report per Premises requested | | | VE1RS | VE1RR | | 112.52 | | | | | | | | | |
| | Virtual Collocation in the Remote Site - Remote Site CLLI Code Request, per CLLI Code Requested | | | VE1RS | VE1RL | | 36.47 | | | | | | | | | |
| ADJACENT COLLOCATION | | | | | | | | | | | | | | | | |

| COLLOCATION - Louisiana | | | | | | | | | | | | | Att: 4 Exh: B | | | |
|-------------------------|---------------|---|---------|------|----------------------------------|-------|-----------|--------------|-------|-------------------------|----------------------------------|--------------------------------------|--|--|---|---|
| CATEGORY | RATE ELEMENTS | | Interim | Zone | BCS | USOC | RATES(\$) | | | | Svc Order Submitted Elec per LSR | Svc Order Submitted Manually per LSR | Incremental Charge - Manual Svc Order vs. Electronic-1st | Incremental Charge - Manual Svc Order vs. Electronic-Add'l | Incremental Charge - Manual Svc Order vs. Electronic-Disc 1st | Incremental Charge - Manual Svc Order vs. Electronic-Disc Add'l |
| | | | | | | | Rec | Nonrecurring | | Nonrecurring Disconnect | | OSS Rates(\$) | | | | |
| | | | | | | | | First | Add'l | First | Add'l | SOME C | SOMAN | SOMAN | SOMAN | SOMAN |
| | | Adjacent Collocation - Space Charge per Sq. Ft. | | | CLOAC | PE1JA | 0.0552 | | | | | | | | | |
| | | Adjacent Collocation - Electrical Facility Charge per Linear Ft. | | | CLOAC | PE1JC | 5.61 | | | | | | | | | |
| | | Adjacent Collocation - 2-Wire Cross-Connects | | | UEANL,UEQ,UEA,UCL, UAL, UHL, UDN | PE1JE | 0.0245 | 11.94 | 11.46 | | | | | | | |
| | | Adjacent Collocation - 4-Wire Cross-Connects | | | UEA,UHL,UDL,UCL | PE1JF | 0.0491 | 12.04 | 11.53 | | | | | | | |
| | | Adjacent Collocation - DS1 Cross-Connects | | | USL | PE1JG | 0.9605 | 21.39 | 15.47 | | | | | | | |
| | | Adjacent Collocation - DS3 Cross-Connects | | | UE3 | PE1JH | 13.01 | 20.28 | 14.76 | | | | | | | |
| | | Adjacent Collocation - 2-Fiber Cross-Connect | | | CLOAC | PE1JJ | 2.20 | 20.28 | 14.76 | | | | | | | |
| | | Adjacent Collocation - 4-Fiber Cross-Connect | | | CLOAC | PE1JK | 4.21 | 24.81 | 19.29 | | | | | | | |
| | | Adjacent Collocation - Application Fee | | | CLOAC | PE1JB | | 1,543.20 | | | | | | | | |
| | | Adjacent Collocation - 120V, Single Phase Standby Power Rate per AC Breaker Amp | | | CLOAC | PE1JL | 5.45 | | | | | | | | | |
| | | Adjacent Collocation - 240V, Single Phase Standby Power Rate per AC Breaker Amp | | | CLOAC | PE1JM | 10.92 | | | | | | | | | |
| | | Adjacent Collocation - 120V, Three Phase Standby Power Rate per AC Breaker Amp | | | CLOAC | PE1JN | 16.37 | | | | | | | | | |
| | | Adjacent Collocation - 277V, Three Phase Standby Power Rate per AC Breaker Amp | | | CLOAC | PE1JO | 37.80 | | | | | | | | | |

| COLLOCATION - Mississippi | | | | | | | | | | | Att: 4 Exh: B | | | | |
|---|---|---------|------|--|-------|-----------|--------------|-------|-------------------------|----------------------------------|--------------------------------------|--|--|---|---|
| CATEGORY | RATE ELEMENTS | Interim | Zone | BCS | USOC | RATES(\$) | | | | Svc Order Submitted Elec per LSR | Svc Order Submitted Manually per LSR | Incremental Charge - Manual Svc Order vs. Electronic-1st | Incremental Charge - Manual Svc Order vs. Electronic-Add'l | Incremental Charge - Manual Svc Order vs. Electronic-Disc 1st | Incremental Charge - Manual Svc Order vs. Electronic-Disc Add'l |
| | | | | | | Rec | Nonrecurring | | Nonrecurring Disconnect | | OSS Rates(\$) | | | | |
| | | | | | | | First | Add'l | First | Add'l | SOME C | SOMAN | SOMAN | SOMAN | SOMAN |
| PHYSICAL COLLOCATION | | | | | | | | | | | | | | | |
| Application | | | | | | | | | | | | | | | |
| | Physical Collocation - Initial Application Fee | | | CLO | PE1BA | | 1,890.38 | | | | | | | | |
| | Physical Collocation - Subsequent Application Fee | | | CLO | PE1CA | | 1,575.69 | | | | | | | | |
| | Physical Collocation - Co-Carrier Cross Connects/Direct Connect, Application Fee, per application | | | CLO | PE1DT | | 583.13 | | | | | | | | |
| | Physical Collocation Administrative Only - Application Fee | | | CLO | PE1BL | | 740.76 | | | | | | | | |
| | Physical Collocation - Application Cost, Simple Augment | | | CLO | PE1KS | | 597.34 | | 1.22 | | | | | | |
| | Physical Collocation - Application Cost, Minor Augment | | | CLO | PE1KM | | 837.57 | | 1.22 | | | | | | |
| | Physical Collocation - Application Cost, Intermediate Augment | | | CLO | PE1K1 | | 1,063.00 | | 1.22 | | | | | | |
| | Physical Collocation - Application Cost - Major Augment | | | CLO | PE1KJ | | 2,422.00 | | 1.22 | | | | | | |
| Space Preparation | | | | | | | | | | | | | | | |
| | Physical Collocation - Floor Space, per sq feet | | | CLO | PE1PJ | 5.74 | | | | | | | | | |
| | Physical Collocation - Space Enclosure, welded wire, first 50 square feet | | | CLO | PE1BX | 165.23 | | | | | | | | | |
| | Physical Collocation - Space enclosure, welded wire, first 100 square feet | | | CLO | PE1BW | 183.20 | | | | | | | | | |
| | Physical Collocation - Space enclosure, welded wire, each additional 50 square feet | | | CLO | PE1CW | 17.97 | | | | | | | | | |
| | Physical Collocation - Space Preparation - C.O. Modification per square ft. | | | CLO | PE1SK | 2.30 | | | | | | | | | |
| | Physical Collocation - Space Preparation, Common Systems Modifications-Cageless, per square foot | | | CLO | PE1SL | 2.52 | | | | | | | | | |
| | Physical Collocation - Space Preparation - Common Systems Modifications-Caged, per cage | | | CLO | PE1SM | 85.67 | | | | | | | | | |
| | Physical Collocation - Space Preparation - Firm Order Processing | | | CLO | PE1SJ | | 604.19 | | | | | | | | |
| | Physical Collocation - Space Availability Report, per Central Office Requested | | | CLO | PE1SR | | 1,081.40 | | | | | | | | |
| Power | | | | | | | | | | | | | | | |
| | Physical Collocation - Power, -48V DC Power - per Fused Amp Requested | | | CLO | PE1PL | 7.33 | | | | | | | | | |
| | Physical Collocation - Power, 120V AC Power, Single Phase, per Breaker Amp | | | CLO | PE1FB | 5.29 | | | | | | | | | |
| | Physical Collocation - Power, 240V AC Power, Single Phase, per Breaker Amp | | | CLO | PE1FD | 10.58 | | | | | | | | | |
| | Physical Collocation - Power, 120V AC Power, Three Phase, per Breaker Amp | | | CLO | PE1FE | 15.87 | | | | | | | | | |
| | Physical Collocation - Power, 277V AC Power, Three Phase, per Breaker Amp | | | CLO | PE1FG | 36.65 | | | | | | | | | |
| Cross Connects (Cross Connects, Co-Carrier Cross Connects, and Ports) | | | | | | | | | | | | | | | |
| | Physical Collocation - 2-wire cross-connect, loop, provisioning | | | UEANL,UEQ, UNCNX, UEA, UCL, UAL, UHL, UDN, UNCVX | PE1P2 | 0.0288 | 12.37 | 11.87 | 6.04 | 5.45 | | | | | |
| | Physical Collocation - 4-wire cross-connect, loop, provisioning | | | UEA, UHL, UNCVX, UNCDX, UCL, UDL | PE1P4 | 0.0576 | 12.47 | 11.94 | 6.59 | 5.91 | | | | | |
| | Physical Collocation -DS1 Cross-Connect for Physical Collocation, provisioning | | | WDS1L, WDS1S, UXTD1, ULDD1, USLEL, UNLD1, U1TD1, UNC1X, UEPSR, UEPSB, UEPEX, UEPEX, UEL, UEPEX, UEPEX, UEPEX | PE1P1 | 1.14 | 22.16 | 16.02 | 6.60 | 5.97 | | | | | |
| | Physical Collocation - DS3 Cross-Connect, provisioning | | | UE3, U1TD3, UXTD3, UXTS1, UNC3X, UNCSX, ULDD3, U1TS1, ULDS1, UNLD3, UEPEX, UEPEX, UEPEX, UEPEX, UEPEX, UEPEX | PE1P3 | 14.49 | 21.01 | 15.29 | 7.61 | 6.10 | | | | | |

| COLLOCATION - Mississippi | | | | | | | | | | | | | | Att: 4 Exh: B | | | | |
|--|---------------|--|--|---------|------|--|--------------|-----------|--------------|----------|-------------------------|----------------------------------|--------------------------------------|--|--|---|---|--|
| CATEGORY | RATE ELEMENTS | | | Interim | Zone | BCS | USOC | RATES(\$) | | | | Svc Order Submitted Elec per LSR | Svc Order Submitted Manually per LSR | Incremental Charge - Manual Svc Order vs. Electronic-1st | Incremental Charge - Manual Svc Order vs. Electronic-Add'l | Incremental Charge - Manual Svc Order vs. Electronic-Disc 1st | Incremental Charge - Manual Svc Order vs. Electronic-Disc Add'l | |
| | | | | | | | | Rec | Nonrecurring | | Nonrecurring Disconnect | | OSS Rates(\$) | | | | | |
| | | | | | | | | | First | Add'l | First | Add'l | SOMEC | SOMAN | SOMAN | SOMAN | SOMAN | |
| | | | | | | CLO, ULDO3, ULD12, ULD48, U1TO3, U1T12, U1T48, UDLO3, UDL12, UDF | PE1F2 | 2.87 | 21.01 | 15.29 | 7.61 | 6.10 | | | | | | |
| | | | | | | Physical Collocation - 2-Fiber Cross-Connect | | | | | | | | | | | | |
| | | | | | | ULD03, ULD12, ULD48, U1TO3, U1T12, U1T48, UDLO3, UDL12, UDF, UDFCX | PE1F4 | 5.10 | 25.70 | 19.97 | 10.01 | 8.50 | | | | | | |
| | | | | | | Physical Collocation - 4-Fiber Cross-Connect | | | | | | | | | | | | |
| | | | | | | Physical Collocation - Co-Carrier Cross Connects/Direct Connect - Fiber Cable Support Structure, per linear foot, per cable. | CLO | PE1ES | 0.001 | | | | | | | | | |
| | | | | | | Physical Collocation - Co-Carrier Cross Connect/Direct Connect - Copper/Coax Cable Support Structure, per linear foot, per cable. | CLO | PE1DS | 0.0015 | | | | | | | | | |
| | | | | | | UEPSR, UEPS, UEPSB, UEPSX, UEP2C | PE1R2 | 0.0288 | 12.37 | 11.87 | 6.04 | 5.45 | | 15.75 | | | | |
| | | | | | | Physical Collocation 2-Wire Cross Connect, Port | | | | | | | | | | | | |
| | | | | | | Physical Collocation 4-Wire Cross Connect, Port | UEPEX, UEPDD | PE1R4 | 0.0576 | 12.47 | 11.94 | 6.59 | 5.91 | 15.75 | | | | |
| Security | | | | | | | | | | | | | | | | | | |
| | | | | | | Physical Collocation - Security Escort for Basic Time - normally scheduled work, per half hour | CLO | PE1BT | 17.02 | 10.79 | | | | | | | | |
| | | | | | | Physical Collocation - Security Escort for Overtime - outside of normally scheduled working hours on a scheduled work day, per half hour | CLO | PE1OT | 22.17 | 13.94 | | | | | | | | |
| | | | | | | Physical Collocation - Security Escort for Premium Time - outside of scheduled work day, per half hour | CLO | PE1PT | 27.32 | 17.08 | | | | | | | | |
| | | | | | | Physical Collocation - Security Access System, Security System, per Central Office | CLO | PE1AX | 75.23 | | | | | | | | | |
| | | | | | | Physical Collocation - Security Access System - New Card Activation, per Card Activation (First), per State | CLO | PE1A1 | 0.0576 | 27.95 | | | | | | | | |
| | | | | | | Physical Collocation - Security Access System - Administrative Change, existing Access Card, per Request, per State, per Card | CLO | PE1AA | 7.84 | | | | | | | | | |
| | | | | | | Physical Collocation - Security Access System - Replace Lost or Stolen Card, per Card | CLO | PE1AR | 22.91 | | | | | | | | | |
| | | | | | | Physical Collocation - Security Access - Initial Key, per Key | CLO | PE1AK | 13.17 | | | | | | | | | |
| | | | | | | Physical Collocation - Security Access - Key, Replace Lost or Stolen Key, per Key | CLO | PE1AL | 13.17 | | | | | | | | | |
| CFA | | | | | | | | | | | | | | | | | | |
| | | | | | | Physical Collocation - CFA Information Resend Request, per premises, per arrangement, per request | CLO | PE1C9 | 77.41 | | | | | | | | | |
| Cable Records - Note: The rates in the First & Additional columns will actually be billed as "Initial I" and "Subsequent S" respectively | | | | | | | | | | | | | | | | | | |
| | | | | | | Physical Collocation - Cable Records, per request | CLO | PE1CR | I 763.69 | S 490.94 | 133.77 | | | | | | | |
| | | | | | | Physical Collocation, Cable Records, VG/DS0 Cable, per cable record (maximum 3600 records) | CLO | PE1CD | 328.81 | | 190.22 | | | | | | | |
| | | | | | | Physical Collocation, Cable Records, VG/DS0 Cable, per each 100 pair | CLO | PE1CO | 4.84 | | 5.93 | | | | | | | |
| | | | | | | Physical Collocation, Cable Records, DS1, per T1 TIE | CLO | PE1C1 | 2.27 | | 2.78 | | | | | | | |
| | | | | | | Physical Collocation, Cable Records, DS3, per T3 TIE | CLO | PE1C3 | 7.92 | | 9.72 | | | | | | | |
| | | | | | | Physical Collocation - Cable Records, Fiber Cable, per cable record (maximum 99 records) | CLO | PE1CB | 84.98 | | 77.58 | | | | | | | |
| | | | | | | Physical Collocation, Cable Records, CAT5/RJ45 | CLO | PE1C5 | 2.27 | | 2.78 | | | | | | | |
| Virtual to Physical | | | | | | | | | | | | | | | | | | |
| | | | | | | Physical Collocation - Virtual to Physical Collocation Relocation, per Voice Grade Circuit | CLO | PE1BV | 33.00 | | | | | | | | | |
| | | | | | | Physical Collocation - Virtual to Physical Collocation Relocation, per DSO Circuit | CLO | PE1BO | 33.00 | | | | | | | | | |
| | | | | | | Physical Collocation - Virtual to Physical Collocation Relocation, per DS1 Circuit | CLO | PE1B1 | 52.00 | | | | | | | | | |
| | | | | | | Physical Collocation - Virtual to Physical Collocation Relocation, per DS3 Circuit | CLO | PE1B3 | 52.00 | | | | | | | | | |

| COLLOCATION - Mississippi | | | | | | | | | | | | | | Att: 4 Exh: B | | | |
|--|---------------|--|--|---------|------|---|-------|-----------|--------------|-------|-------------------------|----------------------------------|--------------------------------------|--|--|---|---|
| CATEGORY | RATE ELEMENTS | | | Interim | Zone | BCS | USOC | RATES(\$) | | | | Svc Order Submitted Elec per LSR | Svc Order Submitted Manually per LSR | Incremental Charge - Manual Svc Order vs. Electronic-1st | Incremental Charge - Manual Svc Order vs. Electronic-Add'l | Incremental Charge - Manual Svc Order vs. Electronic-Disc 1st | Incremental Charge - Manual Svc Order vs. Electronic-Disc Add'l |
| | | | | | | | | Rec | Nonrecurring | | Nonrecurring Disconnect | | OSS Rates(\$) | | | | |
| | | | | | | | | | First | Add'l | First | Add'l | SOME | SOMAN | SOMAN | SOMAN | SOMAN |
| | | Physical Collocation - Virtual to Physical Collocation In-Place, Per Voice Grade Circuit | | | | CLO | PE1BR | | 22.54 | | | | | | | | |
| | | Physical Collocation Virtual to Physical Collocation In-Place, Per DSO Circuit | | | | CLO | PE1BP | | 22.54 | | | | | | | | |
| | | Physical Collocation - Virtual to Physical Collocation In-Place, Per DS1 Circuit | | | | CLO | PE1BS | | 32.78 | | | | | | | | |
| | | Physical Collocation - Virtual to Physical Collocation In-Place, per DS3 Circuit | | | | CLO | PE1BE | | 32.78 | | | | | | | | |
| Entrance Cable | | | | | | | | | | | | | | | | | |
| | | Physical Collocation - Fiber Cable Installation, Pricing, non-recurring charge, per Entrance Cable | | | | CLO | PE1BD | | 926.27 | | 22.62 | | | | | | |
| | | Physical Collocation - Fiber Cable Support Structure, per Entrance Cable | | | | CLO | PE1PM | 17.42 | | | | | | | | | |
| | | Physical Collocation - Fiber Entrance Cable Installation, per Fiber | | | | CLO | PE1ED | | 3.89 | | | | | | | | |
| VIRTUAL COLLOCATION | | | | | | | | | | | | | | | | | |
| Application | | | | | | | | | | | | | | | | | |
| | | Virtual Collocation - Application Fee | | | | AMTFS | EAF | | 1,212.25 | | 0.51 | | | | | | |
| | | Virtual Collocation - Co-Carrier Cross Connects/Direct Connect, Application Fee, per application | | | | AMTFS | VE1CA | | 583.13 | | | | | | | | |
| | | Virtual Collocation Administrative Only - Application Fee | | | | AMTFS | VE1AF | | 740.76 | | | | | | | | |
| Space Preparation | | | | | | | | | | | | | | | | | |
| | | Virtual Collocation - Floor Space, per sq. ft. | | | | AMTFS | ESPVX | 5.74 | | | | | | | | | |
| Power | | | | | | | | | | | | | | | | | |
| | | Virtual Collocation - Power, per fused amp | | | | AMTFS | ESPAX | 7.33 | | | | | | | | | |
| Cross Connects (Cross Connects, Co-Carrier Cross Connects, and Ports) | | | | | | | | | | | | | | | | | |
| | | Virtual Collocation - 2-wire cross-connect, loop, provisioning | | | | UEANL, UEA, UDN, UAL, UHL, UCL, UEQ, UNCVX, UNCDX, UNCNCX | UEAC2 | 0.0268 | 12.37 | 11.87 | 6.04 | 5.45 | | | | | |
| | | Virtual Collocation - 4-wire cross-connect, loop, provisioning | | | | UEA, UHL, UCL, UDL, UNCVX, UNCDX | UEAC4 | 0.0536 | 12.47 | 11.94 | 6.59 | 5.91 | | | | | |
| | | Virtual Collocation - Special Access & UNE, cross-connect per DS1 | | | | ULR, UXTD1, UNC1X, ULDD1, U1TD1, USLEL, UNLD1, USL, UEPEX, UEPDX | CNC1X | 1.14 | 22.16 | 16.02 | 6.60 | 5.97 | | | | | |
| | | Virtual collocation - Special Access & UNE, cross-connect per DS3 | | | | USL, UE3, U1TD3, UXTS1, UXTD3, UNC3X, UNC3X, ULDD3, U1TS1, ULDS1, UDL3X, UNLD3, XDEST | CND3X | 14.49 | 21.01 | 15.29 | 7.61 | 6.10 | | | | | |
| | | Virtual Collocation - 2-Fiber Cross Connects | | | | UDL12, UDLO3, U1T48, U1T12, U1TO3, ULDO3, ULD12, ULD48, UDF | CNC2F | 2.91 | 21.01 | 15.29 | 7.61 | 6.10 | | | | | |
| | | Virtual Collocation - 4-Fiber Cross Connects | | | | UDL12, UDLO3, U1T48, U1T12, U1TO3, ULDO3, ULD12, ULD48, UDF | CNC4F | 5.82 | 25.70 | 19.97 | 10.01 | 8.50 | | | | | |
| | | Virtual Collocation - Co-Carrier Cross Connects/Direct Connect - Fiber Cable Support Structure, per linear foot, per cable | | | | AMTFS | VE1CB | 0.001 | | | | | | | | | |
| | | Virtual Collocation - Co-Carrier Cross Connects/Direct Connect - Copper/Coax Cable Support Structure, per linear foot, per cable | | | | AMTFS | VE1CD | 0.0015 | | | | | | | | | |
| | | Virtual Collocation 2-Wire Cross Connect, Port | | | | UEPSX, UEPSB, UEPSL, UEPSR, UEP2C | VE1R2 | 0.0268 | 12.37 | 11.87 | 6.04 | 5.45 | | | | | |
| | | Virtual Collocation 4-Wire Cross Connect, Port | | | | UEPDD, UEPEX | VE1R4 | 0.0536 | 12.47 | 11.94 | 6.59 | 5.91 | | | | | |

| COLLOCATION - Mississippi | | | | | | | | | | | | | | Att: 4 Exh: B | | | | | |
|---|--|--|--|--|---------|------|-------|-------|--------------|--------|-------------------------|--------|----------------------------------|--------------------------------------|--|--|---|---|--|
| CATEGORY | RATE ELEMENTS | | | | Interim | Zone | BCS | USOC | RATES(\$) | | | | Svc Order Submitted Elec per LSR | Svc Order Submitted Manually per LSR | Incremental Charge - Manual Svc Order vs. Electronic-1st | Incremental Charge - Manual Svc Order vs. Electronic-Add'l | Incremental Charge - Manual Svc Order vs. Electronic-Disc 1st | Incremental Charge - Manual Svc Order vs. Electronic-Disc Add'l | |
| | | | | | | | | Rec | Nonrecurring | | Nonrecurring Disconnect | | OSS Rates(\$) | | | | | | |
| | | | | | | | | | First | Add'l | First | Add'l | SOME C | SOMAN | SOMAN | SOMAN | SOMAN | SOMAN | |
| CFA | | | | | | | | | | | | | | | | | | | |
| | Virtual Collocation - CFA Information Resend Request, per Premises, per Arrangement, per request | | | | | | AMTFS | VE1QR | | 77.41 | | | | | | | | | |
| Cable Records - Note: The rates in the First & Additional columns will actually be billed as "Initial I" & "Subsequent S" respectively | | | | | | | | | | | | | | | | | | | |
| | Virtual Collocation Cable Records - per request | | | | | | AMTFS | VE1BA | I | 763.69 | S | 490.94 | 133.77 | | | | | | |
| | Virtual Collocation Cable Records - VG/DS0 Cable, per cable record | | | | | | AMTFS | VE1BB | | 328.81 | | | 190.22 | | | | | | |
| | Virtual Collocation Cable Records - VG/DS0 Cable, per each 100 pair | | | | | | AMTFS | VE1BC | | 4.84 | | | 5.93 | | | | | | |
| | Virtual Collocation Cable Records - DS1, per T1TIE | | | | | | AMTFS | VE1BD | | 2.27 | | | 2.78 | | | | | | |
| | Virtual Collocation Cable Records - DS3, per T3TIE | | | | | | AMTFS | VE1BE | | 7.92 | | | 9.72 | | | | | | |
| | Virtual Collocation Cable Records - Fiber Cable, per 99 fiber records | | | | | | AMTFS | VE1BF | | 84.98 | | | 77.58 | | | | | | |
| | Virtual Collocation Cable Records - CAT 5/RJ45 | | | | | | AMTFS | VE1B5 | | 2.27 | | | 2.78 | | | | | | |
| Security | | | | | | | | | | | | | | | | | | | |
| | Virtual collocation - Security escort, basic time, normally scheduled work hours | | | | | | AMTFS | SPTBX | | 17.02 | 10.79 | | | | | | | | |
| | Virtual collocation - Security escort, overtime, outside of normally scheduled work hours on a normal working day | | | | | | AMTFS | SPTOX | | 22.17 | 13.94 | | | | | | | | |
| | Virtual collocation - Security escort, premium time, outside of a scheduled work day | | | | | | AMTFS | SPTPX | | 27.32 | 17.08 | | | | | | | | |
| Maintenance | | | | | | | | | | | | | | | | | | | |
| | Virtual collocation - Maintenance in CO - Basic, per half hour | | | | | | AMTFS | CTRLX | | 28.09 | 10.79 | | | | | | | | |
| | Virtual collocation - Maintenance in CO - Overtime, per half hour | | | | | | AMTFS | SPTOM | | 36.69 | 13.94 | | | | | | | | |
| | Virtual collocation - Maintenance in CO - Premium per half hour | | | | | | AMTFS | SPTPM | | 45.28 | 17.08 | | | | | | | | |
| Entrance Cable | | | | | | | | | | | | | | | | | | | |
| | Virtual Collocation - Cable Installation Charge, per cable | | | | | | AMTFS | ESPCX | | 926.27 | | 22.62 | | | | | | | |
| | Virtual Collocation - Cable Support Structure, per cable | | | | | | AMTFS | ESPSX | 15.24 | | | | | | | | | | |
| COLLOCATION IN THE REMOTE SITE | | | | | | | | | | | | | | | | | | | |
| Physical Remote Site Collocation | | | | | | | | | | | | | | | | | | | |
| | Physical Collocation in the Remote Site - Application Fee | | | | | | CLORS | PE1RA | | 309.48 | | 168.63 | | | | | | | |
| | Cabinet Space in the Remote Site per Bay/ Rack | | | | | | CLORS | PE1RB | 210.05 | | | | | | | | | | |
| | Physical Collocation in the Remote Site - Security Access - Key | | | | | | CLORS | PE1RD | | 13.17 | | | | | | | | | |
| | Physical Collocation in the Remote Site - Space Availability Report per Premises Requested | | | | | | CLORS | PE1SR | | 116.54 | | | | | | | | | |
| | Physical Collocation in the Remote Site - Remote Site CLLI Code Request, per CLLI Code Requested | | | | | | CLORS | PE1RE | | 37.77 | | | | | | | | | |
| | Remote Site DLEC Data (BRSD), per Compact Disk, per CO | | | | | | CLORS | PE1RR | | 233.14 | | | | | | | | | |
| | Physical Collocation - Security Escort for Basic Time - normally scheduled work, per half hour | | | | | | CLORS | PE1BT | | 17.02 | 10.79 | | | | | | | | |
| | Physical Collocation - Security Escort for Overtime - outside of normally scheduled working hours on a scheduled work day, per half hour | | | | | | CLORS | PE1OT | | 22.17 | 13.94 | | | | | | | | |
| | Physical Collocation - Security Escort for Premium Time - outside of scheduled work day, per half hour | | | | | | CLORS | PE1PT | | 27.32 | 17.08 | | | | | | | | |
| Adjacent Remote Site Collocation | | | | | | | | | | | | | | | | | | | |
| | Remote Site-Adjacent Collocation-Application Fee | | | | | | CLORS | PE1RU | | 755.62 | 755.62 | | | | | | | | |
| | Remote Site-Adjacent Collocation - Real Estate, per square foot | | | | | | CLORS | PE1RT | 0.134 | | | | | | | | | | |
| | Remote Site-Adjacent Collocation - AC Power, per breaker amp | | | | | | CLORS | PE1RS | 6.27 | | | | | | | | | | |
| NOTE: If Security Escort and/or Add'l Engineering Fees become necessary for adjacent remote site collocation, the Parties will negotiate appropriate rates. | | | | | | | | | | | | | | | | | | | |
| Virtual Remote Site Collocation | | | | | | | | | | | | | | | | | | | |
| | Virtual Collocation in the Remote Site - Application Fee | | | | | | VE1RS | VE1RB | | 309.48 | | 168.63 | | | | | | | |
| | Virtual Collocation in the Remote Site - Per Bay/Rack of Space | | | | | | VE1RS | VE1RC | 210.05 | | | | | | | | | | |
| | Virtual Collocation in the Remote Site - Space Availability Report per Premises requested | | | | | | VE1RS | VE1RR | | 116.54 | | | | | | | | | |
| | Virtual Collocation in the Remote Site - Remote Site CLLI Code Request, per CLLI Code Requested | | | | | | VE1RS | VE1RL | | 37.77 | | | | | | | | | |
| ADJACENT COLLOCATION | | | | | | | | | | | | | | | | | | | |

| COLLOCATION - Mississippi | | | | | | | | | | | | | Att: 4 Exh: B | | | |
|---------------------------|---------------|---|---------|------|----------------------------------|-------|-----------|--------------|-------|-------------------------|----------------------------------|--------------------------------------|--|--|---|---|
| CATEGORY | RATE ELEMENTS | | Interim | Zone | BCS | USOC | RATES(\$) | | | | Svc Order Submitted Elec per LSR | Svc Order Submitted Manually per LSR | Incremental Charge - Manual Svc Order vs. Electronic-1st | Incremental Charge - Manual Svc Order vs. Electronic-Add'l | Incremental Charge - Manual Svc Order vs. Electronic-Disc 1st | Incremental Charge - Manual Svc Order vs. Electronic-Disc Add'l |
| | | | | | | | Rec | Nonrecurring | | Nonrecurring Disconnect | | OSS Rates(\$) | | | | |
| | | | | | | | | First | Add'l | First | Add'l | SOMEc | SOMAN | SOMAN | SOMAN | SOMAN |
| | | Adjacent Collocation - Space Charge per Sq. Ft. | | | CLOAC | PE1JA | 0.0678 | | | | | | | | | |
| | | Adjacent Collocation - Electrical Facility Charge per Linear Ft. | | | CLOAC | PE1JC | 4.68 | | | | | | | | | |
| | | Adjacent Collocation - 2-Wire Cross-Connects | | | UEANL,UEQ,UEA,UCL, UAL, UHL, UDN | PE1JE | 0.0223 | 12.37 | 11.87 | 6.04 | 5.45 | | | | | |
| | | Adjacent Collocation - 4-Wire Cross-Connects | | | UEA,UHL,UDL,UCL | PE1JF | 0.0446 | 12.47 | 11.94 | 6.59 | 5.91 | | | | | |
| | | Adjacent Collocation - DS1 Cross-Connects | | | USL | PE1JG | 1.05 | 22.16 | 16.02 | 6.60 | 5.97 | | | | | |
| | | Adjacent Collocation - DS3 Cross-Connects | | | UE3 | PE1JH | 14.27 | 21.01 | 15.29 | 7.61 | 6.10 | | | | | |
| | | Adjacent Collocation - 2-Fiber Cross-Connect | | | CLOAC | PE1JJ | 2.42 | 21.01 | 15.29 | 7.61 | 6.10 | | | | | |
| | | Adjacent Collocation - 4-Fiber Cross-Connect | | | CLOAC | PE1JK | 4.62 | 25.70 | 19.97 | 10.01 | 8.50 | | | | | |
| | | Adjacent Collocation - Application Fee | | | CLOAC | PE1JB | | 1,585.83 | | | | | | | | |
| | | Adjacent Collocation - 120V, Single Phase Standby Power Rate per AC Breaker Amp | | | CLOAC | PE1JL | 5.29 | | | | | | | | | |
| | | Adjacent Collocation - 240V, Single Phase Standby Power Rate per AC Breaker Amp | | | CLOAC | PE1JM | 10.58 | | | | | | | | | |
| | | Adjacent Collocation - 120V, Three Phase Standby Power Rate per AC Breaker Amp | | | CLOAC | PE1JN | 15.87 | | | | | | | | | |
| | | Adjacent Collocation - 277V, Three Phase Standby Power Rate per AC Breaker Amp | | | CLOAC | PE1JO | 36.65 | | | | | | | | | |

| COLLOCATION - North Carolina | | | | | | | | | | | Att: 4 Exh: B | | | | | |
|------------------------------|---|---|---------|------|--|-------|-----------|--------------|-------|-------------------------|----------------------------------|--------------------------------------|--|--|---|---|
| CATEGORY | | RATE ELEMENTS | Interim | Zone | BCS | USOC | RATES(\$) | | | | Svc Order Submitted Elec per LSR | Svc Order Submitted Manually per LSR | Incremental Charge - Manual Svc Order vs. Electronic-1st | Incremental Charge - Manual Svc Order vs. Electronic-Add'l | Incremental Charge - Manual Svc Order vs. Electronic-Disc 1st | Incremental Charge - Manual Svc Order vs. Electronic-Disc Add'l |
| | | | | | | | Rec | Nonrecurring | | Nonrecurring Disconnect | | | | | | |
| | | | | | | | First | Add'l | First | Add'l | SOMECH | SOMAN | SOMAN | SOMAN | SOMAN | SOMAN |
| PHYSICAL COLLOCATION | | | | | | | | | | | | | | | | |
| | Application | | | | | | | | | | | | | | | |
| | | Physical Collocation - Initial Application Fee | | | CLO | PE1BA | 2,322.00 | | | | | | | | | |
| | | Physical Collocation - Subsequent Application Fee | | | CLO | PE1CA | 2,311.00 | | | | | | | | | |
| | | Physical Collocation - Co-Carrier Cross Connects/Direct Connect, Application Fee, per application | | | CLO | PE1DT | 317.20 | | | | | | | | | |
| | | Physical Collocation Administrative Only - Application Fee | | | CLO | PE1BL | 741.44 | | | | | | | | | |
| | | Physical Collocation - Application Cost, Simple Augment | | | CLO | PE1KS | 269.83 | | 1.15 | | | | | | | |
| | | Physical Collocation - Application Cost, Minor Augment | | | CLO | PE1KM | 493.40 | | 1.15 | | | | | | | |
| | | Physical Collocation - Application Cost, Intermediate Augment | | | CLO | PE1K1 | 1,012.00 | | 1.15 | | | | | | | |
| | | Physical Collocation - Application Cost - Major Augment | | | CLO | PE1KJ | 2,343.00 | | 1.15 | | | | | | | |
| | Space Preparation | | | | | | | | | | | | | | | |
| | | Physical Collocation - Floor Space, per sq feet | | | CLO | PE1PJ | 2.69 | | | | | | | | | |
| | | Physical Collocation - Space Enclosure, welded wire, first 50 square feet | | | CLO | PE1BX | 534.44 | | | | | | | | | |
| | | Physical Collocation - Space enclosure, welded wire, first 100 square feet | | | CLO | PE1BW | 559.81 | | | | | | | | | |
| | | Physical Collocation - Space enclosure, welded wire, each additional 50 square feet | | | CLO | PE1CW | 25.37 | | | | | | | | | |
| | | Physical Collocation - Space Preparation - C.O. Modification per square ft. | | | CLO | PE1SK | 2.42 | | | | | | | | | |
| | | Physical Collocation - Space Preparation, Common Systems Modifications-Cageless, per square foot | | | CLO | PE1SL | 2.88 | | | | | | | | | |
| | | Physical Collocation - Space Preparation - Common Systems Modifications-Caged, per cage | | | CLO | PE1SM | 97.98 | | | | | | | | | |
| | | Physical Collocation - Space Preparation - Firm Order Processing | | | CLO | PE1SJ | 1,196.00 | | | | | | | | | |
| | | Physical Collocation - Space Availability Report, per Central Office Requested | | | CLO | PE1SR | 2,140.00 | | | | | | | | | |
| | Power | | | | | | | | | | | | | | | |
| | | Physical Collocation - Power, -48V DC Power - per Fused Amp Requested | | | CLO | PE1PL | 7.65 | | | | | | | | | |
| | | Physical Collocation - Power, 120V AC Power, Single Phase, per Breaker Amp | | | CLO | PE1FB | 5.50 | | | | | | | | | |
| | | Physical Collocation - Power, 240V AC Power, Single Phase, per Breaker Amp | | | CLO | PE1FD | 11.01 | | | | | | | | | |
| | | Physical Collocation - Power, 120V AC Power, Three Phase, per Breaker Amp | | | CLO | PE1FE | 16.51 | | | | | | | | | |
| | | Physical Collocation - Power, 277V AC Power, Three Phase, per Breaker Amp | | | CLO | PE1FG | 38.12 | | | | | | | | | |
| | Cross Connects (Cross Connects, Co-Carrier Cross Connects, and Ports) | | | | | | | | | | | | | | | |
| | | | | | UEANL,UEQ, UNCNX, UEA, UCL, UAL, UHL, UDN, UNCVX | | | | | | | | | | | |
| | | Physical Collocation - 2-wire cross-connect, loop, provisioning | | | | PE1P2 | 0.0309 | 19.77 | 14.95 | | | | | | | |
| | | Physical Collocation - 4-wire cross-connect, loop, provisioning | | | UEA, UHL, UNCVX, UNCDX, UCL, UDL | PE1P4 | 0.0618 | 19.95 | 15.05 | | | | | | | |
| | | | | | WDS1L, WDS1S, UXTD1, ULDD1, USLEL, UNLD1, U1TD1, UNC1X, UEPSR, UEPSB, UEPSE, UEPSP, USL, UEPEX, UEPDX | | | | | | | | | | | |
| | | Physical Collocation -DS1 Cross-Connect for Physical Collocation, provisioning | | | | PE1P1 | 1.38 | 39.15 | 23.20 | | | | | | | |
| | | | | | UE3, U1TD3, UXTD3, UXTS1, UNC3X, UNCSX, ULDD3, U1TS1, ULDS1, UNLD3, UEPEX, UEPDX, UEPSR, UEPSB, UEPSE, UEPSP | | | | | | | | | | | |
| | | Physical Collocation - DS3 Cross-Connect, provisioning | | | | PE1P3 | 17.62 | 38.25 | 21.94 | | | | | | | |

| CATEGORY | RATE ELEMENTS | Interim | Zone | BCS | USOC | RATES(\$) | per LSR | per LSR | Order vs. | Order vs. | Order vs. | Order vs. |
|----------|---------------|---------|------|-----|------|-----------|---------|---------|-----------|-----------|-----------|-----------|
| | | | | | | | | | | | | |

[illegible]

| | | | | | | | | | | | | | | | | | | | |
|--|--|--|--|--|--|--|-----|--|-------|-------|-------|-------|-------|-------|-------|-------|-------|-------|-------|
| | | | | | | | RSC | | First | Add'l | First | Add'l | SOMEC | SOMAN | SOMAN | SOMAN | SOMAN | SOMAN | SOMAN |
|--|--|--|--|--|--|--|-----|--|-------|-------|-------|-------|-------|-------|-------|-------|-------|-------|-------|

PHYSICAL COLLOCATION

| |
|-------------|
| Application |
|-------------|

| | | | | | | | | | | | | | | | | | | | |
|--|---|-----|-------|----------|--|--|--|--|--|------|--|--|--|--|--|--|--|--|--|
| | Physical Collocation - Initial Application Fee | CLO | PE1BA | 2,322.00 | | | | | | | | | | | | | | | |
| | Physical Collocation - Subsequent Application Fee | CLO | PE1CA | 2,311.00 | | | | | | | | | | | | | | | |
| | Physical Collocation - Co-Carrier Cross Connects/Direct Connect, Application Fee, per application | CLO | PE1DT | 317.20 | | | | | | | | | | | | | | | |
| | Physical Collocation Administrative Only - Application Fee | CLO | PE1BL | 741.44 | | | | | | | | | | | | | | | |
| | Physical Collocation - Application Cost, Simple Augment | CLO | PE1KS | 269.83 | | | | | | 1.15 | | | | | | | | | |
| | Physical Collocation - Application Cost, Minor Augment | CLO | PE1KM | 493.40 | | | | | | 1.15 | | | | | | | | | |
| | Physical Collocation - Application Cost, Intermediate Augment | CLO | PE1K1 | 1,012.00 | | | | | | 1.15 | | | | | | | | | |
| | Physical Collocation - Application Cost - Major Augment | CLO | PE1KJ | 2,343.00 | | | | | | 1.15 | | | | | | | | | |

Space Preparation

| | | | | | | | | | | | | | |
|--|--|-----|-------|----------|--|--|--|--|--|--|--|--|--|
| | Physical Collocation - Floor Space, per sq feet | CLO | PE1PJ | 2.69 | | | | | | | | | |
| | Physical Collocation - Space Enclosure, welded wire, first 50 square feet | CLO | PE1BX | 534.44 | | | | | | | | | |
| | Physical Collocation - Space enclosure, welded wire, first 100 square feet | CLO | PE1BW | 559.81 | | | | | | | | | |
| | Physical Collocation - Space enclosure, welded wire, each additional 50 square feet | CLO | PE1CW | 25.37 | | | | | | | | | |
| | Physical Collocation - Space Preparation - C.O. Modification per square ft. | CLO | PE1SK | 2.42 | | | | | | | | | |
| | Physical Collocation - Space Preparation, Common Systems Modifications-Cageless, per square foot | CLO | PE1SL | 2.88 | | | | | | | | | |
| | Physical Collocation - Space Preparation - Common Systems Modifications-Caged, per cage | CLO | PE1SM | 97.98 | | | | | | | | | |
| | Physical Collocation - Space Preparation - Firm Order Processing | CLO | PE1SJ | 1,196.00 | | | | | | | | | |
| | Physical Collocation - Space Availability Report, per Central Office Requested | CLO | PE1SR | 2,140.00 | | | | | | | | | |

| |
|-------|
| Power |
|-------|

[illegible]

Cross Connects (Cross Connects, Co-Carrier Cross Connects, and Ports)

[illegible]

| COLLOCATION - North Carolina | | | | | | | | | | | | | | Att: 4 Exh: B | | | |
|---|---------------|--|--|---------|------|--|-------|-----------|--------------|----------|-------------------------|----------------------------------|--------------------------------------|--|--|---|---|
| CATEGORY | RATE ELEMENTS | | | Interim | Zone | BCS | USOC | RATES(\$) | | | | Svc Order Submitted Elec per LSR | Svc Order Submitted Manually per LSR | Incremental Charge - Manual Svc Order vs. Electronic-1st | Incremental Charge - Manual Svc Order vs. Electronic-Add'l | Incremental Charge - Manual Svc Order vs. Electronic-Disc 1st | Incremental Charge - Manual Svc Order vs. Electronic-Disc Add'l |
| | | | | | | | | Rec | Nonrecurring | | Nonrecurring Disconnect | | OSS Rates(\$) | | | | |
| | | | | | | | | | First | Add'l | First | Add'l | SOME C | SOMAN | SOMAN | SOMAN | SOMAN |
| | | Physical Collocation - 2-Fiber Cross-Connect | | | | CLO, ULDO3, ULD12, ULD48, U1TO3, U1T12, U1T48, UDLO3, UDL12, UDF | PE1F2 | 3.50 | 38.25 | 21.94 | | | | | | | |
| | | Physical Collocation - 4-Fiber Cross-Connect | | | | ULDO3, ULD12, ULD48, U1TO3, U1T12, U1T48, UDLO3, UDL12, UDF, UDFCX | PE1F4 | 6.20 | 43.96 | 26.17 | | | | | | | |
| | | Physical Collocation - Co-Carrier Cross Connects/Direct Connect - Fiber Cable Support Structure, per linear foot, per cable. | | | | CLO | PE1ES | 0.0028 | | | | | | | | | |
| | | Physical Collocation - Co-Carrier Cross Connect/Direct Connect - Copper/Coax Cable Support Structure, per linear foot, per cable. | | | | CLO | PE1DS | 0.0041 | | | | | | | | | |
| | | Physical Collocation 2-Wire Cross Connect, Port | | | | UEPSR, UEPS, UEPSB, UEPSX, UEP2C | PE1R2 | 0.0309 | 19.77 | 14.95 | | | | 26.94 | 12.76 | | |
| | | Physical Collocation 4-Wire Cross Connect, Port | | | | UEPEX, UEPDD | PE1R4 | 0.0618 | 19.95 | 15.05 | | | | 26.94 | 12.76 | | |
| Security | | | | | | | | | | | | | | | | | |
| | | Physical Collocation - Security Escort for Basic Time - normally scheduled work, per half hour | | | | CLO | PE1BT | | 33.68 | 21.34 | | | | | | | |
| | | Physical Collocation - Security Escort for Overtime - outside of normally scheduled working hours on a scheduled work day, per half hour | | | | CLO | PE1OT | | 43.87 | 27.57 | | | | | | | |
| | | Physical Collocation - Security Escort for Premium Time - outside of scheduled work day, per half hour | | | | CLO | PE1PT | | 54.06 | 33.80 | | | | | | | |
| | | Physical Collocation - Security Access System - Security System per Central Office, per Sq. Ft. | | | | CLO | PE1AY | 0.0135 | | | | | | | | | |
| | | Physical Collocation - Security Access System - New Card Activation, per Card Activation (First), per State | | | | CLO | PE1A1 | 0.0622 | 15.00 | | | | | | | | |
| | | Physical Collocation - Security Access System - Administrative Change, existing Access Card, per Request, per State, per Card | | | | CLO | PE1AA | | 15.51 | | | | | | | | |
| | | Physical Collocation - Security Access System - Replace Lost or Stolen Card, per Card | | | | CLO | PE1AR | | 15.00 | | | | | | | | |
| | | Physical Collocation - Security Access - Initial Key, per Key | | | | CLO | PE1AK | | 15.00 | | | | | | | | |
| | | Physical Collocation - Security Access - Key, Replace Lost or Stolen Key, per Key | | | | CLO | PE1AL | | 15.00 | | | | | | | | |
| CFA | | | | | | | | | | | | | | | | | |
| | | Physical Collocation - CFA Information Resend Request, per premises, per arrangement, per request | | | | CLO | PE1C9 | | 77.48 | | | | | | | | |
| Cable Records - Note: The rates in the First & Additional columns will actually be billed as "Initial I" and "Subsequent S" respectively | | | | | | | | | | | | | | | | | |
| | | Physical Collocation - Cable Records, per request | | | | CLO | PE1CR | | I 1458.00 | S 937.29 | | 245.00 | 245.00 | | | | |
| | | Physical Collocation, Cable Records, VG/DS0 Cable, per cable record (maximum 3600 records) | | | | CLO | PE1CD | | 622.69 | 622.69 | | 346.35 | 346.35 | | | | |
| | | Physical Collocation, Cable Records, VG/DS0 Cable, per each 100 pair | | | | CLO | PE1CO | | 8.77 | 8.77 | | 10.32 | 10.32 | | | | |
| | | Physical Collocation, Cable Records, DS1, per T1 TIE | | | | CLO | PE1C1 | | 4.35 | 4.35 | | 5.11 | 5.11 | | | | |
| | | Physical Collocation, Cable Records, DS3, per T3 TIE | | | | CLO | PE1C3 | | 15.22 | 15.22 | | 17.90 | 17.90 | | | | |
| | | Physical Collocation - Cable Records, Fiber Cable, per cable record (maximum 99 records) | | | | CLO | PE1CB | | 163.61 | 163.61 | | 143.32 | 143.32 | | | | |
| | | Physical Collocation, Cable Records, CAT5/RJ45 | | | | CLO | PE1C5 | | 2.27 | | | 2.78 | | | | | |
| Virtual to Physical | | | | | | | | | | | | | | | | | |
| | | Physical Collocation - Virtual to Physical Collocation Relocation, per Voice Grade Circuit | | | | CLO | PE1BV | | 33.00 | | | | | | | | |
| | | Physical Collocation - Virtual to Physical Collocation Relocation, per DSO Circuit | | | | CLO | PE1BO | | 33.00 | | | | | | | | |
| | | Physical Collocation - Virtual to Physical Collocation Relocation, per DS1 Circuit | | | | CLO | PE1B1 | | 52.00 | | | | | | | | |
| | | Physical Collocation - Virtual to Physical Collocation Relocation, per DS3 Circuit | | | | CLO | PE1B3 | | 52.00 | | | | | | | | |

| COLLOCATION - North Carolina | | | | | | | | | | | | | Att: 4 Exh: B | | | | | | | | |
|---|---------------|--|--|--|--|---------|------|-----|---|-----------|--------------|----------|-------------------------|----------------------------------|--------------------------------------|--|--|---|---|-------|--|
| CATEGORY | RATE ELEMENTS | | | | | Interim | Zone | BCS | USOC | RATES(\$) | | | | Svc Order Submitted Elec per LSR | Svc Order Submitted Manually per LSR | Incremental Charge - Manual Svc Order vs. Electronic-1st | Incremental Charge - Manual Svc Order vs. Electronic-Add'l | Incremental Charge - Manual Svc Order vs. Electronic-Disc 1st | Incremental Charge - Manual Svc Order vs. Electronic-Disc Add'l | | |
| | | | | | | | | | | Rec | Nonrecurring | | Nonrecurring Disconnect | | OSS Rates(\$) | | | | | | |
| | | | | | | | | | | | First | Add'l | First | Add'l | SOMEC | SOMAN | SOMAN | SOMAN | SOMAN | SOMAN | |
| | | Physical Collocation - Virtual to Physical Collocation In-Place, Per Voice Grade Circuit | | | | | | | CLO | PE1BR | | 69.51 | 20.45 | | | | | | | | |
| | | Physical Collocation Virtual to Physical Collocation In-Place, Per DSO Circuit | | | | | | | CLO | PE1BP | | 69.51 | 20.45 | | | | | | | | |
| | | Physical Collocation - Virtual to Physical Collocation In-Place, Per DS1 Circuit | | | | | | | CLO | PE1BS | | 78.93 | 29.87 | | | | | | | | |
| | | Physical Collocation - Virtual to Physical Collocation In-Place, per DS3 Circuit | | | | | | | CLO | PE1BE | | 75.11 | 26.04 | | | | | | | | |
| Entrance Cable | | | | | | | | | | | | | | | | | | | | | |
| | | Physical Collocation - Fiber Cable Installation, Pricing, non-recurring charge, per Entrance Cable | | | | | | | CLO | PE1BD | | 1,233.00 | | | | | | | | | |
| | | Physical Collocation - Fiber Cable Support Structure, per Entrance Cable | | | | | | | CLO | PE1PM | 20.57 | | | | | | | | | | |
| | | Physical Collocation - Fiber Entrance Cable Installation, per Fiber | | | | | | | CLO | PE1ED | | 7.79 | | | | | | | | | |
| VIRTUAL COLLOCATION | | | | | | | | | | | | | | | | | | | | | |
| Application | | | | | | | | | | | | | | | | | | | | | |
| | | Virtual Collocation - Application Fee | | | | | | | AMTFS | EAF | | 1,195.00 | | | | | | | | | |
| | | Virtual Collocation - Co-Carrier Cross Connects/Direct Connect, Application Fee, per application | | | | | | | AMTFS | VE1CA | | 317.20 | | | | | | | | | |
| | | Virtual Collocation Administrative Only - Application Fee | | | | | | | AMTFS | VE1AF | | 741.44 | | | | | | | | | |
| Space Preparation | | | | | | | | | | | | | | | | | | | | | |
| | | Virtual Collocation - Floor Space, per sq. ft. | | | | | I | | AMTFS | ESPVX | 2.69 | | | | | | | | | | |
| Power | | | | | | | | | | | | | | | | | | | | | |
| | | Virtual Collocation - Power, per fused amp | | | | | I | | AMTFS | ESPAX | 7.65 | | | | | | | | | | |
| Cross Connects (Cross Connects, Co-Carrier Cross Connects, and Ports) | | | | | | | | | | | | | | | | | | | | | |
| | | Virtual Collocation - 2-wire cross-connect, loop, provisioning | | | | | | | UEANL, UEA, UDN, UAL, UHL, UCL, UEQ, UNCVX, UNCDX, UNCNCX | UEAC2 | 0.0225 | 19.77 | 14.95 | | | | | | | | |
| | | Virtual Collocation - 4-wire cross-connect, loop, provisioning | | | | | | | UEA, UHL, UCL, UDL, UNCVX, UNCDX | UEAC4 | 0.0449 | 19.95 | 15.05 | | | | | | | | |
| | | Virtual collocation - Special Access & UNE, cross-connect per DS1 | | | | | | | ULR, UXTD1, UNC1X, ULDD1, U1TD1, USLEL, UNLD1, USL, UEPEX, UEPDX | CNC1X | 0.4195 | 39.15 | 23.20 | | | | | | | | |
| | | Virtual collocation - Special Access & UNE, cross-connect per DS3 | | | | | | | USL, UE3, U1TD3, UXTS1, UXTD3, UNC3X, UNCSX, ULDD3, U1TS1, ULDS1, UDLSX, UNLD3, XDEST | CND3X | 4.41 | 38.25 | 21.94 | | | | | | | | |
| | | Virtual Collocation - 2-Fiber Cross Connects | | | | | | | UDL12, UDLO3, U1T48, U1T12, U1TO3, ULDO3, ULD12, ULD48, UDF | CNC2F | 1.96 | 38.25 | 21.94 | | | | | | | | |
| | | Virtual Collocation - 4-Fiber Cross Connects | | | | | | | UDL12, UDLO3, U1T48, U1T12, U1TO3, ULDO3, ULD12, ULD48, UDF | CNC4F | 3.93 | 43.96 | 26.17 | | | | | | | | |
| | | Virtual Collocation - Co-Carrier Cross Connects/Direct Connect - Fiber Cable Support Structure, per linear foot, per cable | | | | | | | AMTFS | VE1CB | 0.0028 | | | | | | | | | | |
| | | Virtual Collocation - Co-Carrier Cross Connects/Direct Connect - Copper/Coax Cable Support Structure, per linear foot, per cable | | | | | | | AMTFS | VE1CD | 0.0041 | | | | | | | | | | |
| | | Virtual Collocation 2-Wire Cross Connect, Port | | | | | | | UEPSX, UEPSB, UEPSE, UEPSP, UEPSR, UEP2C | VE1R2 | 0.0225 | 19.77 | 14.95 | | | | | | | | |
| | | Virtual Collocation 4-Wire Cross Connect, Port | | | | | | | UEPDD, UEPEX | VE1R4 | 0.0449 | 19.95 | 15.05 | | | | | | | | |

| COLLOCATION - North Carolina | | | | | | | | | | | Att: 4 Exh: B | | | | |
|--|--|---------|------|-------|-------|-----------|--------------|--------|-------------------------|----------------------------------|--------------------------------------|--|--|---|---|
| CATEGORY | RATE ELEMENTS | Interim | Zone | BCS | USOC | RATES(\$) | | | | Svc Order Submitted Elec per LSR | Svc Order Submitted Manually per LSR | Incremental Charge - Manual Svc Order vs. Electronic-1st | Incremental Charge - Manual Svc Order vs. Electronic-Add'l | Incremental Charge - Manual Svc Order vs. Electronic-Disc 1st | Incremental Charge - Manual Svc Order vs. Electronic-Disc Add'l |
| | | | | | | Rec | Nonrecurring | | Nonrecurring Disconnect | | OSS Rates(\$) | | | | |
| | | | | | | | First | Add'l | First | Add'l | SOME C | SOMAN | SOMAN | SOMAN | SOMAN |
| CFA | | | | | | | | | | | | | | | |
| | Virtual Collocation - CFA Information Resend Request, per Premises, per Arrangement, per request | | | AMTFS | VE1QR | | 77.48 | | | | | | | | |
| Cable Records - Note: The rates in the First & Additional columns will actually be billed as "Initial I" & "Subsequent S" respectively | | | | | | | | | | | | | | | |
| | Virtual Collocation Cable Records - per request | | | AMTFS | VE1BA | I | 1458.00 | S | 937.29 | 245.00 | 245.00 | | | | |
| | Virtual Collocation Cable Records - VG/DS0 Cable, per cable record | | | AMTFS | VE1BB | | 622.69 | 622.69 | 346.35 | 346.35 | | | | | |
| | Virtual Collocation Cable Records - VG/DS0 Cable, per each 100 pair | | | AMTFS | VE1BC | | 8.77 | 8.77 | 10.32 | 10.32 | | | | | |
| | Virtual Collocation Cable Records - DS1, per T1TIE | | | AMTFS | VE1BD | | 4.35 | 4.35 | 5.11 | 5.11 | | | | | |
| | Virtual Collocation Cable Records - DS3, per T3TIE | | | AMTFS | VE1BE | | 15.22 | 15.22 | 17.90 | 17.90 | | | | | |
| | Virtual Collocation Cable Records - Fiber Cable, per 99 fiber records | | | AMTFS | VE1BF | | 163.61 | 163.61 | 143.32 | 143.32 | | | | | |
| | Virtual Collocation Cable Records - CAT 5/RJ45 | | | AMTFS | VE1B5 | | 4.35 | 4.35 | 5.11 | 5.11 | | | | | |
| Security | | | | | | | | | | | | | | | |
| | Virtual collocation - Security escort, basic time, normally scheduled work hours | | | AMTFS | SPTBX | | 33.68 | 21.34 | | | | | | | |
| | Virtual collocation - Security escort, overtime, outside of normally scheduled work hours on a normal working day | | | AMTFS | SPTOX | | 43.87 | 27.57 | | | | | | | |
| | Virtual collocation - Security escort, premium time, outside of a scheduled work day | | | AMTFS | SPTPX | | 54.06 | 33.80 | | | | | | | |
| Maintenance | | | | | | | | | | | | | | | |
| | Virtual collocation - Maintenance in CO - Basic, per half hour | | | AMTFS | CTRLX | | 52.03 | 21.22 | | | | | | | |
| | Virtual collocation - Maintenance in CO - Overtime, per half hour | | | AMTFS | SPTOM | | 69.48 | 27.81 | | | | | | | |
| | Virtual collocation - Maintenance in CO - Premium per half hour | | | AMTFS | SPTPM | | 86.94 | 34.40 | | | | | | | |
| Entrance Cable | | | | | | | | | | | | | | | |
| | Virtual Collocation - Cable Installation Charge, per cable | | | AMTFS | ESPCX | | 1,233.00 | | | | | | | | |
| | Virtual Collocation - Cable Support Structure, per cable | | | AMTFS | ESPSX | | 13.28 | | | | | | | | |
| COLLOCATION IN THE REMOTE SITE | | | | | | | | | | | | | | | |
| Physical Remote Site Collocation | | | | | | | | | | | | | | | |
| | Physical Collocation in the Remote Site - Application Fee | | | CLORS | PE1RA | | 589.38 | | 258.38 | | | | | | |
| | Cabinet Space in the Remote Site per Bay/ Rack | | | CLORS | PE1RB | 218.07 | | | | | | | | | |
| | Physical Collocation in the Remote Site - Security Access - Key | | | CLORS | PE1RD | | 15.00 | | | | | | | | |
| | Physical Collocation in the Remote Site - Space Availability Report per Premises Requested | | | CLORS | PE1SR | | 215.55 | | | | | | | | |
| | Physical Collocation in the Remote Site - Remote Site CLLI Code Request, per CLLI Code Requested | | | CLORS | PE1RE | | 70.65 | | | | | | | | |
| | Remote Site DLEC Data (BRSD), per Compact Disk, per CO | | | CLORS | PE1RR | | 232.94 | | | | | | | | |
| | Physical Collocation - Security Escort for Basic Time - normally scheduled work, per half hour | | | CLORS | PE1BT | | 33.68 | 21.34 | | | | | | | |
| | Physical Collocation - Security Escort for Overtime - outside of normally scheduled working hours on a scheduled work day, per half hour | | | CLORS | PE1OT | | 43.87 | 27.57 | | | | | | | |
| | Physical Collocation - Security Escort for Premium Time - outside of scheduled work day, per half hour | | | CLORS | PE1PT | | 54.06 | 33.80 | | | | | | | |
| Adjacent Remote Site Collocation | | | | | | | | | | | | | | | |
| | Remote Site-Adjacent Collocation-Application Fee | | | CLORS | PE1RU | | 755.62 | 755.62 | | | | | | | |
| | Remote Site-Adjacent Collocation - Real Estate, per square foot | | | CLORS | PE1RT | 0.134 | | | | | | | | | |
| | Remote Site-Adjacent Collocation - AC Power, per breaker amp | | | CLORS | PE1RS | 6.27 | | | | | | | | | |
| NOTE: If Security Escort and/or Add'l Engineering Fees become necessary for adjacent remote site collocation, the Parties will negotiate appropriate rates. | | | | | | | | | | | | | | | |
| Virtual Remote Site Collocation | | | | | | | | | | | | | | | |
| | Virtual Collocation in the Remote Site - Application Fee | | | VE1RS | VE1RB | | 589.38 | | 258.38 | | | | | | |
| | Virtual Collocation in the Remote Site - Per Bay/Rack of Space | | | VE1RS | VE1RC | 218.07 | | | | | | | | | |
| | Virtual Collocation in the Remote Site - Space Availability Report per Premises requested | | | VE1RS | VE1RR | | 215.55 | | | | | | | | |
| | Virtual Collocation in the Remote Site - Remote Site CLLI Code Request, per CLLI Code Requested | | | VE1RS | VE1RL | | 70.65 | | | | | | | | |
| ADJACENT COLLOCATION | | | | | | | | | | | | | | | |

| COLLOCATION - North Carolina | | | | | | | | | | Att: 4 Exh: B | | | | | |
|--|---|---------|------|----------------------------------|-------|-----------|--------------|-------|-------------------------|----------------------------------|--------------------------------------|--|--|---|---|
| CATEGORY | RATE ELEMENTS | Interim | Zone | BCS | USOC | RATES(\$) | | | | Svc Order Submitted Elec per LSR | Svc Order Submitted Manually per LSR | Incremental Charge - Manual Svc Order vs. Electronic-1st | Incremental Charge - Manual Svc Order vs. Electronic-Add'l | Incremental Charge - Manual Svc Order vs. Electronic-Disc 1st | Incremental Charge - Manual Svc Order vs. Electronic-Disc Add'l |
| | | | | | | Rec | Nonrecurring | | Nonrecurring Disconnect | | OSS Rates(\$) | | | | |
| | | | | | | | First | Add'l | First | Add'l | SOMEc | SOMAN | SOMAN | SOMAN | SOMAN |
| | Adjacent Collocation - Space Charge per Sq. Ft. | | | CLOAC | PE1JA | 0.1555 | | | | | | | | | |
| | Adjacent Collocation - Electrical Facility Charge per Linear Ft. | | | CLOAC | PE1JC | 5.78 | | | | | | | | | |
| | Adjacent Collocation - 2-Wire Cross-Connects | | | UEANL,UEQ,UEA,UCL, UAL, UHL, UDN | PE1JE | 0.0239 | 19.77 | 14.95 | | | | | | | |
| | Adjacent Collocation - 4-Wire Cross-Connects | | | UEA,UHL,UDL,UCL | PE1JF | 0.0477 | 19.95 | 15.05 | | | | | | | |
| | Adjacent Collocation - DS1 Cross-Connects | | | USL | PE1JG | 1.28 | 39.15 | 23.20 | | | | | | | |
| | Adjacent Collocation - DS3 Cross-Connects | | | UE3 | PE1JH | 17.35 | 38.25 | 21.94 | | | | | | | |
| | Adjacent Collocation - 2-Fiber Cross-Connect | | | CLOAC | PE1JJ | 2.94 | 38.25 | 21.94 | | | | | | | |
| | Adjacent Collocation - 4-Fiber Cross-Connect | | | CLOAC | PE1JK | 5.62 | 43.96 | 26.17 | | | | | | | |
| | Adjacent Collocation - Application Fee | | | CLOAC | PE1JB | | 2,266.00 | | 0.5842 | | | | | | |
| | Adjacent Collocation - 120V, Single Phase Standby Power Rate per AC Breaker Amp | | | CLOAC | PE1JL | 5.50 | | | | | | | | | |
| | Adjacent Collocation - 240V, Single Phase Standby Power Rate per AC Breaker Amp | | | CLOAC | PE1JM | 11.01 | | | | | | | | | |
| | Adjacent Collocation - 120V, Three Phase Standby Power Rate per AC Breaker Amp | | | CLOAC | PE1JN | 16.51 | | | | | | | | | |
| | Adjacent Collocation - 277V, Three Phase Standby Power Rate per AC Breaker Amp | | | CLOAC | PE1JO | 38.12 | | | | | | | | | |
| Note: Rates displaying an "I" in Interim column are interim as a result of a Commission order. | | | | | | | | | | | | | | | |

| COLLOCATION - South Carolina | | | | | | | | | | | Att: 4 Exh: B | | | | |
|---|---|---------|------|--|-------|-----------|--------------|-------|-------------------------|----------------------------------|--------------------------------------|--|--|---|---|
| CATEGORY | RATE ELEMENTS | Interim | Zone | BCS | USOC | RATES(\$) | | | | Svc Order Submitted Elec per LSR | Svc Order Submitted Manually per LSR | Incremental Charge - Manual Svc Order vs. Electronic-1st | Incremental Charge - Manual Svc Order vs. Electronic-Add'l | Incremental Charge - Manual Svc Order vs. Electronic-Disc 1st | Incremental Charge - Manual Svc Order vs. Electronic-Disc Add'l |
| | | | | | | Rec | Nonrecurring | | Nonrecurring Disconnect | | OSS Rates(\$) | | | | |
| | | | | | | | First | Add'l | First | Add'l | SOME C | SOMAN | SOMAN | SOMAN | SOMAN |
| PHYSICAL COLLOCATION | | | | | | | | | | | | | | | |
| Application | | | | | | | | | | | | | | | |
| | Physical Collocation - Initial Application Fee | | | CLO | PE1BA | | 1,883.67 | | 0.51 | | | | | | |
| | Physical Collocation - Subsequent Application Fee | | | CLO | PE1CA | | 1,570.10 | | 0.51 | | | | | | |
| | Physical Collocation - Co-Carrier Cross Connects/Direct Connect, Application Fee, per application | | | CLO | PE1DT | | 584.42 | | | | | | | | |
| | Physical Collocation Administrative Only - Application Fee | | | CLO | PE1BL | | 743.66 | | | | | | | | |
| | Physical Collocation - Application Cost, Simple Augment | | | CLO | PE1KS | | 594.27 | | 1.21 | | | | | | |
| | Physical Collocation - Application Cost, Minor Augment | | | CLO | PE1KM | | 833.26 | | 1.21 | | | | | | |
| | Physical Collocation - Application Cost, Intermediate Augment | | | CLO | PE1K1 | | 1,058.00 | | 1.21 | | | | | | |
| | Physical Collocation - Application Cost - Major Augment | | | CLO | PE1KJ | | 2,409.00 | | 1.21 | | | | | | |
| Space Preparation | | | | | | | | | | | | | | | |
| | Physical Collocation - Floor Space, per sq feet | | | CLO | PE1PJ | 3.95 | | | | | | | | | |
| | Physical Collocation - Space Enclosure, welded wire, first 50 square feet | | | CLO | PE1BX | 197.69 | | | | | | | | | |
| | Physical Collocation - Space enclosure, welded wire, first 100 square feet | | | CLO | PE1BW | 219.19 | | | | | | | | | |
| | Physical Collocation - Space enclosure, welded wire, each additional 50 square feet | | | CLO | PE1CW | 21.50 | | | | | | | | | |
| | Physical Collocation - Space Preparation - C.O. Modification per square ft. | | | CLO | PE1SK | 2.75 | | | | | | | | | |
| | Physical Collocation - Space Preparation, Common Systems Modifications-Cageless, per square foot | | | CLO | PE1SL | 3.24 | | | | | | | | | |
| | Physical Collocation - Space Preparation - Common Systems Modifications-Caged, per cage | | | CLO | PE1SM | 110.16 | | | | | | | | | |
| | Physical Collocation - Space Preparation - Firm Order Processing | | | CLO | PE1SJ | 602.05 | | | | | | | | | |
| | Physical Collocation - Space Availability Report, per Central Office Requested | | | CLO | PE1SR | 1,077.57 | | | | | | | | | |
| Power | | | | | | | | | | | | | | | |
| | Physical Collocation - Power, -48V DC Power - per Fused Amp Requested | | | CLO | PE1PL | 9.19 | | | | | | | | | |
| | Physical Collocation - Power, 120V AC Power, Single Phase, per Breaker Amp | | | CLO | PE1FB | 5.67 | | | | | | | | | |
| | Physical Collocation - Power, 240V AC Power, Single Phase, per Breaker Amp | | | CLO | PE1FD | 11.36 | | | | | | | | | |
| | Physical Collocation - Power, 120V AC Power, Three Phase, per Breaker Amp | | | CLO | PE1FE | 17.03 | | | | | | | | | |
| | Physical Collocation - Power, 277V AC Power, Three Phase, per Breaker Amp | | | CLO | PE1FG | 39.33 | | | | | | | | | |
| Cross Connects (Cross Connects, Co-Carrier Cross Connects, and Ports) | | | | | | | | | | | | | | | |
| | Physical Collocation - 2-wire cross-connect, loop, provisioning | | | UEANL, UEQ, UNCNX, UEA, UCL, UAL, UHL, UDN, UNCVX | PE1P2 | 0.0341 | 12.32 | 11.83 | 6.04 | 5.45 | | | | | |
| | Physical Collocation - 4-wire cross-connect, loop, provisioning | | | UEA, UHL, UNCVX, UNCDX, UCL, UDL | PE1P4 | 0.0682 | 12.42 | 11.90 | 6.40 | 5.74 | | | | | |
| | Physical Collocation -DS1 Cross-Connect for Physical Collocation, provisioning | | | WDS1L, WDS1S, UXTD1, ULDD1, USLEL, UNLD1, U1TD1, UNC1X, UEPSR, UEPSB, UEPSL, UEPEX, UEPDX | PE1P1 | 1.12 | 22.08 | 15.96 | 6.42 | 5.80 | | | | | |
| | Physical Collocation - DS3 Cross-Connect, provisioning | | | UE3, U1TD3, UXTD3, UXTS1, UNC3X, UNCSX, ULDD3, U1TS1, ULDS1, UNLD3, UEPEX, UEPDX, UEPSR, UEPSB, UEPSE, UEPSP | PE1P3 | 14.21 | 20.94 | 15.23 | 7.39 | 5.93 | | | | | |

| COLLOCATION - South Carolina | | | | | | | | | | | | | | Att: 4 Exh: B | | | |
|---|---------------|--|--|---------|------|--|-------|-----------|--------------|----------|-------------------------|----------------------------------|--------------------------------------|--|--|---|---|
| CATEGORY | RATE ELEMENTS | | | Interim | Zone | BCS | USOC | RATES(\$) | | | | Svc Order Submitted Elec per LSR | Svc Order Submitted Manually per LSR | Incremental Charge - Manual Svc Order vs. Electronic-1st | Incremental Charge - Manual Svc Order vs. Electronic-Add'l | Incremental Charge - Manual Svc Order vs. Electronic-Disc 1st | Incremental Charge - Manual Svc Order vs. Electronic-Disc Add'l |
| | | | | | | | | Rec | Nonrecurring | | Nonrecurring Disconnect | | OSS Rates(\$) | | | | |
| | | | | | | | | | First | Add'l | First | Add'l | SOME C | SOMAN | SOMAN | SOMAN | SOMAN |
| | | Physical Collocation - 2-Fiber Cross-Connect | | | | CLO, ULDO3, ULD12, ULD48, U1TO3, U1T12, U1T48, UDLO3, UDL12, UDF | PE1F2 | 2.82 | 20.94 | 15.23 | 7.40 | 5.93 | | | | | |
| | | Physical Collocation - 4-Fiber Cross-Connect | | | | ULDO3, ULD12, ULD48, U1TO3, U1T12, U1T48, UDLO3, UDL12, UDF, UDFCX | PE1F4 | 5.01 | 25.61 | 19.90 | 9.73 | 8.26 | | | | | |
| | | Physical Collocation - Co-Carrier Cross Connects/Direct Connect - Fiber Cable Support Structure, per linear foot, per cable. | | | | CLO | PE1ES | 0.001 | | | | | | | | | |
| | | Physical Collocation - Co-Carrier Cross Connect/Direct Connect - Copper/Coax Cable Support Structure, per linear foot, per cable. | | | | CLO | PE1DS | 0.0015 | | | | | | | | | |
| | | Physical Collocation 2-Wire Cross Connect, Port | | | | UEPSR, UEPS, UEPSB, UEPSX, UEP2C | PE1R2 | 0.0341 | 12.32 | 11.83 | 6.04 | 5.45 | | 15.69 | | | |
| | | Physical Collocation 4-Wire Cross Connect, Port | | | | UEPEX, UEPDD | PE1R4 | 0.0682 | 12.42 | 11.90 | 6.40 | 5.74 | | 15.69 | | | |
| Security | | | | | | | | | | | | | | | | | |
| | | Physical Collocation - Security Escort for Basic Time - normally scheduled work, per half hour | | | | CLO | PE1BT | | 16.96 | 10.75 | | | | | | | |
| | | Physical Collocation - Security Escort for Overtime - outside of normally scheduled working hours on a scheduled work day, per half hour | | | | CLO | PE1OT | | 22.10 | 13.89 | | | | | | | |
| | | Physical Collocation - Security Escort for Premium Time - outside of scheduled work day, per half hour | | | | CLO | PE1PT | | 27.23 | 17.02 | | | | | | | |
| | | Physical Collocation - Security Access System, Security System, per Central Office | | | | CLO | PE1AX | 74.72 | | | | | | | | | |
| | | Physical Collocation - Security Access System - New Card Activation, per Card Activation (First), per State | | | | CLO | PE1A1 | 0.0601 | 27.85 | | | | | | | | |
| | | Physical Collocation - Security Access System - Administrative Change, existing Access Card, per Request, per State, per Card | | | | CLO | PE1AA | | 7.81 | | | | | | | | |
| | | Physical Collocation - Security Access System - Replace Lost or Stolen Card, per Card | | | | CLO | PE1AR | | 22.83 | | | | | | | | |
| | | Physical Collocation - Security Access - Initial Key, per Key | | | | CLO | PE1AK | | 13.13 | | | | | | | | |
| | | Physical Collocation - Security Access - Key, Replace Lost or Stolen Key, per Key | | | | CLO | PE1AL | | 13.13 | | | | | | | | |
| CFA | | | | | | | | | | | | | | | | | |
| | | Physical Collocation - CFA Information Resend Request, per premises, per arrangement, per request | | | | CLO | PE1C9 | | 77.71 | | | | | | | | |
| Cable Records - Note: The rates in the First & Additional columns will actually be billed as "Initial I" and "Subsequent S" respectively | | | | | | | | | | | | | | | | | |
| | | Physical Collocation - Cable Records, per request | | | | CLO | PE1CR | | I 760.98 | S 489.20 | 133.29 | | | | | | |
| | | Physical Collocation, Cable Records, VG/DS0 Cable, per cable record (maximum 3600 records) | | | | CLO | PE1CD | | 327.65 | | 189.54 | | | | | | |
| | | Physical Collocation, Cable Records, VG/DS0 Cable, per each 100 pair | | | | CLO | PE1CO | | 4.82 | | 5.91 | | | | | | |
| | | Physical Collocation, Cable Records, DS1, per T1 TIE | | | | CLO | PE1C1 | | 2.26 | | 2.77 | | | | | | |
| | | Physical Collocation, Cable Records, DS3, per T3 TIE | | | | CLO | PE1C3 | | 7.90 | | 9.68 | | | | | | |
| | | Physical Collocation - Cable Records, Fiber Cable, per cable record (maximum 99 records) | | | | CLO | PE1CB | | 84.68 | | 77.30 | | | | | | |
| | | Physical Collocation, Cable Records, CAT5/RJ45 | | | | CLO | PE1C5 | | 2.26 | | 2.77 | | | | | | |
| Virtual to Physical | | | | | | | | | | | | | | | | | |
| | | Physical Collocation - Virtual to Physical Collocation Relocation, per Voice Grade Circuit | | | | CLO | PE1BV | | 33.00 | | | | | | | | |
| | | Physical Collocation - Virtual to Physical Collocation Relocation, per DSO Circuit | | | | CLO | PE1BO | | 33.00 | | | | | | | | |
| | | Physical Collocation - Virtual to Physical Collocation Relocation, per DS1 Circuit | | | | CLO | PE1B1 | | 52.00 | | | | | | | | |
| | | Physical Collocation - Virtual to Physical Collocation Relocation, per DS3 Circuit | | | | CLO | PE1B3 | | 52.00 | | | | | | | | |

| COLLOCATION - South Carolina | | | | | | | | | | | | | | Att: 4 Exh: B | | | |
|--|---------------|--|--|---------|------|--|-------|-----------|--------------|-------|-------------------------|----------------------------------|--------------------------------------|--|--|---|---|
| CATEGORY | RATE ELEMENTS | | | Interim | Zone | BCS | USOC | RATES(\$) | | | | Svc Order Submitted Elec per LSR | Svc Order Submitted Manually per LSR | Incremental Charge - Manual Svc Order vs. Electronic-1st | Incremental Charge - Manual Svc Order vs. Electronic-Add'l | Incremental Charge - Manual Svc Order vs. Electronic-Disc 1st | Incremental Charge - Manual Svc Order vs. Electronic-Disc Add'l |
| | | | | | | | | Rec | Nonrecurring | | Nonrecurring Disconnect | | OSS Rates(\$) | | | | |
| | | | | | | | | | First | Add'l | First | Add'l | SOME | SOMAN | SOMAN | SOMAN | SOMAN |
| | | Physical Collocation - Virtual to Physical Collocation In-Place, Per Voice Grade Circuit | | | | CLO | PE1BR | | 22.43 | | | | | | | | |
| | | Physical Collocation Virtual to Physical Collocation In-Place, Per DSO Circuit | | | | CLO | PE1BP | | 22.43 | | | | | | | | |
| | | Physical Collocation - Virtual to Physical Collocation In-Place, Per DS1 Circuit | | | | CLO | PE1BS | | 32.61 | | | | | | | | |
| | | Physical Collocation - Virtual to Physical Collocation In-Place, per DS3 Circuit | | | | CLO | PE1BE | | 32.61 | | | | | | | | |
| Entrance Cable | | | | | | | | | | | | | | | | | |
| | | Physical Collocation - Fiber Cable Installation, Pricing, non-recurring charge, per Entrance Cable | | | | CLO | PE1BD | | 794.22 | | 22.54 | | | | | | |
| | | Physical Collocation - Fiber Cable Support Structure, per Entrance Cable | | | | CLO | PE1PM | 21.33 | | | | | | | | | |
| | | Physical Collocation - Fiber Entrance Cable Installation, per Fiber | | | | CLO | PE1ED | | 3.87 | | | | | | | | |
| VIRTUAL COLLOCATION | | | | | | | | | | | | | | | | | |
| Application | | | | | | | | | | | | | | | | | |
| | | Virtual Collocation - Application Fee | | | | AMTFS | EA | | 1,207.95 | | 0.51 | | | | | | |
| | | Virtual Collocation - Co-Carrier Cross Connects/Direct Connect, Application Fee, per application | | | | AMTFS | VE1CA | | 584.42 | | | | | | | | |
| | | Virtual Collocation Administrative Only - Application Fee | | | | AMTFS | VE1AF | | 743.66 | | | | | | | | |
| Space Preparation | | | | | | | | | | | | | | | | | |
| | | Virtual Collocation - Floor Space, per sq. ft. | | | | AMTFS | ESPVX | 3.95 | | | | | | | | | |
| Power | | | | | | | | | | | | | | | | | |
| | | Virtual Collocation - Power, per fused amp | | | | AMTFS | ESPAX | 9.19 | | | | | | | | | |
| Cross Connects (Cross Connects, Co-Carrier Cross Connects, and Ports) | | | | | | | | | | | | | | | | | |
| | | Virtual Collocation - 2-wire cross-connect, loop, provisioning | | | | UEANL, UE, UDN, UAL, UHL, UCL, UEQ, UNCVX, UNCDX, UNCNCX | UEAC2 | 0.0317 | 12.32 | 11.83 | 6.04 | 5.45 | | | | | |
| | | Virtual Collocation - 4-wire cross-connect, loop, provisioning | | | | UEA, UHL, UCL, UDL, UNCVX, UNCDX | UEAC4 | 0.0634 | 12.42 | 11.90 | 6.40 | 5.74 | | | | | |
| | | Virtual collocation - Special Access & UNE, cross-connect per DS1 | | | | ULR, UXTD1, UNC1X, ULDD1, U1TD1, USLEL, UNLD1, USL, UEPEX, UEPDX | CNC1X | 1.12 | 22.08 | 15.96 | 6.42 | 5.80 | | | | | |
| | | Virtual collocation - Special Access & UNE, cross-connect per DS3 | | | | USL, UE3, U1TD3, UXTS1, UXTD3, UNC3X, UNC3X, ULDD3, U1TS1, ULDS1, UDLX, UNLD3, XDEST | CND3X | 14.21 | 20.94 | 15.23 | 7.39 | 5.93 | | | | | |
| | | Virtual Collocation - 2-Fiber Cross Connects | | | | UDL12, UDLO3, U1T48, U1T12, U1TO3, ULDO3, ULD12, ULD48, UDF | CNC2F | 2.86 | 20.94 | 15.23 | 7.40 | 5.93 | | | | | |
| | | Virtual Collocation - 4-Fiber Cross Connects | | | | UDL12, UDLO3, U1T48, U1T12, U1TO3, ULDO3, ULD12, ULD48, UDF | CNC4F | 5.71 | 25.61 | 19.90 | 9.73 | 8.26 | | | | | |
| | | Virtual Collocation - Co-Carrier Cross Connects/Direct Connect - Fiber Cable Support Structure, per linear foot, per cable | | | | AMTFS | VE1CB | 0.001 | | | | | | | | | |
| | | Virtual Collocation - Co-Carrier Cross Connects/Direct Connect - Copper/Coax Cable Support Structure, per linear foot, per cable | | | | AMTFS | VE1CD | 0.0015 | | | | | | | | | |
| | | Virtual Collocation 2-Wire Cross Connect, Port | | | | UEPSX, UEPSB, UEPS, UEPSR, UEP2C | VE1R2 | 0.0317 | 12.32 | 11.83 | 6.04 | 5.45 | | | | | |
| | | Virtual Collocation 4-Wire Cross Connect, Port | | | | UEPDD, UEPEX | VE1R4 | 0.0634 | 12.42 | 11.90 | 6.40 | 5.74 | | | | | |

| COLLOCATION - South Carolina | | | | | | | | | | | Att: 4 Exh: B | | | | | |
|---|--|---------|------|-------|-------|-----------|--------------|----------|-------------------------|----------------------------------|--------------------------------------|--|--|---|---|-------|
| CATEGORY | RATE ELEMENTS | Interim | Zone | BCS | USOC | RATES(\$) | | | | Svc Order Submitted Elec per LSR | Svc Order Submitted Manually per LSR | Incremental Charge - Manual Svc Order vs. Electronic-1st | Incremental Charge - Manual Svc Order vs. Electronic-Add'l | Incremental Charge - Manual Svc Order vs. Electronic-Disc 1st | Incremental Charge - Manual Svc Order vs. Electronic-Disc Add'l | |
| | | | | | | Rec | Nonrecurring | | Nonrecurring Disconnect | | OSS Rates(\$) | | | | | |
| | | | | | | | First | Add'l | First | Add'l | SOME C | SOMAN | SOMAN | SOMAN | SOMAN | SOMAN |
| CFA | | | | | | | | | | | | | | | | |
| | Virtual Collocation - CFA Information Resend Request, per Premises, per Arrangement, per request | | | AMTFS | VE1QR | | 77.71 | | | | | | | | | |
| Cable Records - Note: The rates in the First & Additional columns will actually be billed as "Initial I" & "Subsequent S" respectively | | | | | | | | | | | | | | | | |
| | Virtual Collocation Cable Records - per request | | | AMTFS | VE1BA | | I 760.98 | S 489.20 | 133.29 | | | | | | | |
| | Virtual Collocation Cable Records - VG/DS0 Cable, per cable record | | | AMTFS | VE1BB | | 327.65 | | 189.54 | | | | | | | |
| | Virtual Collocation Cable Records - VG/DS0 Cable, per each 100 pair | | | AMTFS | VE1BC | | 4.82 | | 5.91 | | | | | | | |
| | Virtual Collocation Cable Records - DS1, per T1TIE | | | AMTFS | VE1BD | | 2.26 | | 2.77 | | | | | | | |
| | Virtual Collocation Cable Records - DS3, per T3TIE | | | AMTFS | VE1BE | | 7.90 | | 9.68 | | | | | | | |
| | Virtual Collocation Cable Records - Fiber Cable, per 99 fiber records | | | AMTFS | VE1BF | | 84.68 | | 77.30 | | | | | | | |
| | Virtual Collocation Cable Records - CAT 5/RJ45 | | | AMTFS | VE1B5 | | 2.26 | | 2.77 | | | | | | | |
| Security | | | | | | | | | | | | | | | | |
| | Virtual collocation - Security escort, basic time, normally scheduled work hours | | | AMTFS | SPTBX | | 16.96 | 10.75 | | | | | | | | |
| | Virtual collocation - Security escort, overtime, outside of normally scheduled work hours on a normal working day | | | AMTFS | SPTOX | | 22.10 | 13.89 | | | | | | | | |
| | Virtual collocation - Security escort, premium time, outside of a scheduled work day | | | AMTFS | SPTPX | | 27.23 | 17.02 | | | | | | | | |
| Maintenance | | | | | | | | | | | | | | | | |
| | Virtual collocation - Maintenance in CO - Basic, per half hour | | | AMTFS | CTRLX | | 27.99 | 10.75 | | | | | | | | |
| | Virtual collocation - Maintenance in CO - Overtime, per half hour | | | AMTFS | SPTOM | | 36.56 | 13.89 | | | | | | | | |
| | Virtual collocation - Maintenance in CO - Premium per half hour | | | AMTFS | SPTPM | | 45.12 | 17.02 | | | | | | | | |
| Entrance Cable | | | | | | | | | | | | | | | | |
| | Virtual Collocation - Cable Installation Charge, per cable | | | AMTFS | ESPCX | | 794.22 | | 22.54 | | | | | | | |
| | Virtual Collocation - Cable Support Structure, per cable | | | AMTFS | ESPSX | | 18.66 | | | | | | | | | |
| COLLOCATION IN THE REMOTE SITE | | | | | | | | | | | | | | | | |
| Physical Remote Site Collocation | | | | | | | | | | | | | | | | |
| | Physical Collocation in the Remote Site - Application Fee | | | CLORS | PE1RA | | 308.38 | | 168.60 | | | | | | | |
| | Cabinet Space in the Remote Site per Bay/ Rack | | | CLORS | PE1RB | | 246.44 | | | | | | | | | |
| | Physical Collocation in the Remote Site - Security Access - Key | | | CLORS | PE1RD | | 13.13 | | | | | | | | | |
| | Physical Collocation in the Remote Site - Space Availability Report per Premises Requested | | | CLORS | PE1SR | | 116.13 | | | | | | | | | |
| | Physical Collocation in the Remote Site - Remote Site CLLI Code Request, per CLLI Code Requested | | | CLORS | PE1RE | | 37.64 | | | | | | | | | |
| | Remote Site DLEC Data (BRSD), per Compact Disk, per CO | | | CLORS | PE1RR | | 234.50 | | | | | | | | | |
| | Physical Collocation - Security Escort for Basic Time - normally scheduled work, per half hour | | | CLORS | PE1BT | | 16.96 | 10.75 | | | | | | | | |
| | Physical Collocation - Security Escort for Overtime - outside of normally scheduled working hours on a scheduled work day, per half hour | | | CLORS | PE1OT | | 22.10 | 13.89 | | | | | | | | |
| | Physical Collocation - Security Escort for Premium Time - outside of scheduled work day, per half hour | | | CLORS | PE1PT | | 27.23 | 17.02 | | | | | | | | |
| Adjacent Remote Site Collocation | | | | | | | | | | | | | | | | |
| | Remote Site-Adjacent Collocation-Application Fee | | | CLORS | PE1RU | | 755.62 | 755.62 | | | | | | | | |
| | Remote Site-Adjacent Collocation - Real Estate, per square foot | | | CLORS | PE1RT | | 0.134 | | | | | | | | | |
| | Remote Site-Adjacent Collocation - AC Power, per breaker amp | | | CLORS | PE1RS | | 6.27 | | | | | | | | | |
| NOTE: If Security Escort and/or Add'l Engineering Fees become necessary for adjacent remote site collocation, the Parties will negotiate appropriate rates. | | | | | | | | | | | | | | | | |
| Virtual Remote Site Collocation | | | | | | | | | | | | | | | | |
| | Virtual Collocation in the Remote Site - Application Fee | | | VE1RS | VE1RB | | 616.76 | | 337.19 | | | | | | | |
| | Virtual Collocation in the Remote Site - Per Bay/Rack of Space | | | VE1RS | VE1RC | | 246.44 | | | | | | | | | |
| | Virtual Collocation in the Remote Site - Space Availability Report per Premises requested | | | VE1RS | VE1RR | | 232.25 | | | | | | | | | |
| | Virtual Collocation in the Remote Site - Remote Site CLLI Code Request, per CLLI Code Requested | | | VE1RS | VE1RL | | 75.27 | | | | | | | | | |
| ADJACENT COLLOCATION | | | | | | | | | | | | | | | | |

| COLLOCATION - South Carolina | | | | | | | | | | | | | Att: 4 Exh: B | | | |
|------------------------------|---------------|---|---------|------|----------------------------------|-------|-----------|--------------|-------|-------------------------|----------------------------------|--------------------------------------|--|--|---|---|
| CATEGORY | RATE ELEMENTS | | Interim | Zone | BCS | USOC | RATES(\$) | | | | Svc Order Submitted Elec per LSR | Svc Order Submitted Manually per LSR | Incremental Charge - Manual Svc Order vs. Electronic-1st | Incremental Charge - Manual Svc Order vs. Electronic-Add'l | Incremental Charge - Manual Svc Order vs. Electronic-Disc 1st | Incremental Charge - Manual Svc Order vs. Electronic-Disc Add'l |
| | | | | | | | Rec | Nonrecurring | | Nonrecurring Disconnect | | OSS Rates(\$) | | | | |
| | | | | | | | | First | Add'l | First | Add'l | SOMEc | SOMAN | SOMAN | SOMAN | SOMAN |
| | | Adjacent Collocation - Space Charge per Sq. Ft. | | | CLOAC | PE1JA | 0.0939 | | | | | | | | | |
| | | Adjacent Collocation - Electrical Facility Charge per Linear Ft. | | | CLOAC | PE1JC | 6.40 | | | | | | | | | |
| | | Adjacent Collocation - 2-Wire Cross-Connects | | | UEANL,UEQ,UEA,UCL, UAL, UHL, UDN | PE1JE | 0.0264 | 12.32 | 11.83 | 6.04 | 5.45 | | | | | |
| | | Adjacent Collocation - 4-Wire Cross-Connects | | | UEA,UHL,UDL,UCL | PE1JF | 0.0527 | 12.42 | 11.90 | 6.40 | 5.74 | | | | | |
| | | Adjacent Collocation - DS1 Cross-Connects | | | USL | PE1JG | 1.03 | 22.08 | 15.96 | 6.42 | 5.80 | | | | | |
| | | Adjacent Collocation - DS3 Cross-Connects | | | UE3 | PE1JH | 14.00 | 20.94 | 15.23 | 7.39 | 5.93 | | | | | |
| | | Adjacent Collocation - 2-Fiber Cross-Connect | | | CLOAC | PE1JJ | 2.37 | 20.94 | 15.23 | 7.40 | 5.93 | | | | | |
| | | Adjacent Collocation - 4-Fiber Cross-Connect | | | CLOAC | PE1JK | 4.53 | 25.61 | 19.90 | 9.73 | 8.26 | | | | | |
| | | Adjacent Collocation - Application Fee | | | CLOAC | PE1JB | | 1,580.20 | | | | | | | | |
| | | Adjacent Collocation - 120V, Single Phase Standby Power Rate per AC Breaker Amp | | | CLOAC | PE1JL | 5.67 | | | | | | | | | |
| | | Adjacent Collocation - 240V, Single Phase Standby Power Rate per AC Breaker Amp | | | CLOAC | PE1JM | 11.36 | | | | | | | | | |
| | | Adjacent Collocation - 120V, Three Phase Standby Power Rate per AC Breaker Amp | | | CLOAC | PE1JN | 17.03 | | | | | | | | | |
| | | Adjacent Collocation - 277V, Three Phase Standby Power Rate per AC Breaker Amp | | | CLOAC | PE1JO | 39.33 | | | | | | | | | |

| COLLOCATION - Tennessee | | | | | | | | | | | Att: 4 Exh: B | | | | |
|---|---|---------|------|--|-------|-----------|--------------------|-------|--------------------|----------------------------------|--------------------------------------|--|--|---|---|
| CATEGORY | RATE ELEMENTS | Interim | Zone | BCS | USOC | RATES(\$) | | | | Svc Order Submitted Elec per LSR | Svc Order Submitted Manually per LSR | Incremental Charge - Manual Svc Order vs. Electronic-1st | Incremental Charge - Manual Svc Order vs. Electronic-Add'l | Incremental Charge - Manual Svc Order vs. Electronic-Disc 1st | Incremental Charge - Manual Svc Order vs. Electronic-Disc Add'l |
| | | | | | | Rec | Nonrecurring First | Add'l | Nonrecurring First | Disconnect Add'l | OSS Rates(\$) | | | | |
| | | | | | | | | | | | SOME C | SOMAN | SOMAN | SOMAN | SOMAN |
| PHYSICAL COLLOCATION | | | | | | | | | | | | | | | |
| Application | | | | | | | | | | | | | | | |
| | Physical Collocation - Initial Application Fee | | | CLO | PE1BA | | 1,285.98 | | | | | | | | |
| | Physical Collocation - Subsequent Application Fee | | | CLO | PE1CA | | 1,085.48 | | | | | | | | |
| | Physical Collocation - Co-Carrier Cross Connects/Direct Connect, Application Fee, per application | | | CLO | PE1DT | | 585.09 | | | | | | | | |
| | Physical Collocation - Power Reconfiguration Only, Application Fee | | | CLO | PE1PR | | 400.10 | | | | | | | | |
| | Physical Collocation Administrative Only - Application Fee | | | CLO | PE1BL | | 743.25 | | | | | | | | |
| Space Preparation | | | | | | | | | | | | | | | |
| | Physical Collocation - Floor Space, per sq feet | | | CLO | PE1PJ | | 5.94 | | | | | | | | |
| | Physical Collocation - Space Enclosure, welded wire, first 50 square feet | | | CLO | PE1BX | | 197.09 | | | | | | | | |
| | Physical Collocation - Space enclosure, welded wire, first 100 square feet | | | CLO | PE1BW | | 218.53 | | | | | | | | |
| | Physical Collocation - Space enclosure, welded wire, each additional 50 square feet | | | CLO | PE1CW | | 21.44 | | | | | | | | |
| | Physical Collocation - Space Preparation - C.O. Modification per square ft. | | | CLO | PE1SK | | 2.74 | | | | | | | | |
| | Physical Collocation - Space Preparation, Common Systems Modifications-Cageless, per square foot | | | CLO | PE1SL | | 2.95 | | | | | | | | |
| | Physical Collocation - Space Preparation - Common Systems Modifications-Caged, per cage | | | CLO | PE1SM | | 100.14 | | | | | | | | |
| | Physical Collocation - Space Preparation - Firm Order Processing | | | CLO | PE1SJ | | 1,204.00 | | | | | | | | |
| | Physical Collocation - Space Availability Report, per Central Office Requested | I | | CLO | PE1SR | | 2,027.00 | | | | | | | | |
| Power | | | | | | | | | | | | | | | |
| | Physical Collocation - Power, -48V DC Power - per Fused Amp Requested | | | CLO | PE1PL | | 8.87 | | | | | | | | |
| | Physical Collocation - Power, 120V AC Power, Single Phase, per Breaker Amp | | | CLO | PE1FB | | 5.60 | | | | | | | | |
| | Physical Collocation - Power, 240V AC Power, Single Phase, per Breaker Amp | | | CLO | PE1FD | | 11.22 | | | | | | | | |
| | Physical Collocation - Power, 120V AC Power, Three Phase, per Breaker Amp | | | CLO | PE1FE | | 16.82 | | | | | | | | |
| | Physical Collocation - Power, 277V AC Power, Three Phase, per Breaker Amp | | | CLO | PE1FG | | 38.84 | | | | | | | | |
| Cross Connects (Cross Connects, Co-Carrier Cross Connects, and Ports) | | | | | | | | | | | | | | | |
| | Physical Collocation - 2-wire cross-connect, loop, provisioning | | | UEANL, UEQ, UNCNX, UEA, UCL, UAL, UHL, UDN, UNCVX | PE1P2 | | 0.033 | | 33.82 | | 31.92 | | | | |
| | Physical Collocation - 4-wire cross-connect, loop, provisioning | | | UEA, UHL, UNCVX, UNCDX, UCL, UDL | PE1P4 | | 0.066 | | 33.94 | | 31.95 | | | | |
| | Physical Collocation -DS1 Cross-Connect for Physical Collocation, provisioning | | | WDS1L, WDS1S, UXTD1, ULDD1, USLEL, UNLD1, U1TD1, UNC1X, UEPSR, UEPSB, UEPEX, UEPEX, UEL, UEPEX, UEPEX, UEPEX | PE1P1 | | 1.51 | | 53.27 | | 40.16 | | | | |
| | Physical Collocation - DS3 Cross-Connect, provisioning | | | UE3, U1TD3, UXTD3, UXTS1, UNC3X, UNCSX, ULDD3, U1TS1, ULDS1, UNLD3, UEPEX, UEPEX, UEPEX, UEPEX, UEPEX, UEPEX | PE1P3 | | 19.26 | | 52.37 | | 38.89 | | | | |

| COLLOCATION - Tennessee | | | | | | | | | | | | | | Att: 4 Exh: B | | | | | |
|-------------------------|---------------|--|--|--|---------|--|----------------------------|-------|-----------|--------------------|-------|--------------------|------------------|----------------------------------|--------------------------------------|--|--|---|---|
| CATEGORY | RATE ELEMENTS | | | | Interim | Zone | BCS | USOC | RATES(\$) | | | | | Svc Order Submitted Elec per LSR | Svc Order Submitted Manually per LSR | Incremental Charge - Manual Svc Order vs. Electronic-1st | Incremental Charge - Manual Svc Order vs. Electronic-Add'l | Incremental Charge - Manual Svc Order vs. Electronic-Disc 1st | Incremental Charge - Manual Svc Order vs. Electronic-Disc Add'l |
| | | | | | | | | | Rec | Nonrecurring First | Add'l | Nonrecurring First | Disconnect Add'l | SOME C | SOMAN | OSS Rates(\$) | | | |
| | | | | | | | | | | | | | | | | SOMAN | SOMAN | SOMAN | |
| | | | | | | CLO, ULDO3, ULD12, ULD48, U1TO3, U1T12, U1T48, UDLO3, UDL12, UDF | PE1F2 | 15.64 | | 41.56 | 29.82 | 12.96 | 10.34 | | | 2.69 | 2.69 | 1.56 | 1.56 |
| | | | | | | Physical Collocation - 2-Fiber Cross-Connect | | | | | | | | | | | | | |
| | | | | | | ULDO3, ULD12, ULD48, U1TO3, U1T12, U1T48, UDLO3, UDL12, UDF, UDFCX | PE1F4 | 28.11 | | 50.53 | 38.78 | 16.97 | 14.35 | | | 2.69 | 2.69 | 1.56 | 1.56 |
| | | | | | | Physical Collocation - 4-Fiber Cross-Connect | | | | | | | | | | | | | |
| | | | | | | Physical Collocation - Co-Carrier Cross Connects/Direct Connect - Fiber Cable Support Structure, per linear foot, per cable. | CLO | PE1ES | 0.0013 | | | | | | | | | | |
| | | | | | | Physical Collocation - Co-Carrier Cross Connect/Direct Connect - Copper/Coax Cable Support Structure, per linear foot, per cable. | CLO | PE1DS | 0.0019 | | | | | | | | | | |
| | | | | | | Physical Collocation 2-Wire Cross Connect, Port | UEPSR, UEPSB, UEPSX, UEP2C | PE1R2 | 0.033 | 33.82 | 31.92 | | | | | 20.35 | 10.54 | 13.32 | 1.40 |
| | | | | | | Physical Collocation 4-Wire Cross Connect, Port | UEPEX, UEPDD | PE1R4 | 0.066 | 33.94 | 31.95 | | | | | 20.35 | 10.54 | 13.32 | 1.40 |
| Security | | | | | | | | | | | | | | | | | | | |
| | | | | | | Physical Collocation - Security Escort for Basic Time - normally scheduled work, per half hour | CLO | PE1BT | | 33.91 | 21.49 | | | | | | | | |
| | | | | | | Physical Collocation - Security Escort for Overtime - outside of normally scheduled working hours on a scheduled work day, per half hour | CLO | PE1OT | | 44.17 | 27.76 | | | | | | | | |
| | | | | | | Physical Collocation - Security Escort for Premium Time - outside of scheduled work day, per half hour | CLO | PE1PT | | 54.42 | 34.02 | | | | | | | | |
| | | | | | | Physical Collocation - Security Access System - Security System per Central Office | CLO | PE1AX | 55.99 | | | | | | | | | | |
| | | | | | | Physical Collocation - Security Access System - New Card Activation, per Card Activation (First), per State | CLO | PE1A1 | 0.059 | 55.67 | | | | | | | | | |
| | | | | | | Physical Collocation - Security Access System - Administrative Change, existing Access Card, per Request, per State, per Card | CLO | PE1AA | | 15.61 | | | | | | | | | |
| | | | | | | Physical Collocation - Security Access System - Replace Lost or Stolen Card, per Card | CLO | PE1AR | | 45.64 | | | | | | | | | |
| | | | | | | Physical Collocation - Security Access - Initial Key, per Key | CLO | PE1AK | | 26.24 | | | | | | | | | |
| | | | | | | Physical Collocation - Security Access - Key, Replace Lost or Stolen Key, per Key | CLO | PE1AL | | 26.24 | | | | | | | | | |
| CFA | | | | | | | | | | | | | | | | | | | |
| | | | | | | Physical Collocation - CFA Information Resend Request, per premises, per arrangement, per request | CLO | PE1C9 | | 77.67 | | | | | | | | | |
| Cable Records | | | | | | | | | | | | | | | | | | | |
| | | | | | | Physical Collocation - Cable Records, per request | CLO | PE1CR | | 1,711.00 | | | | | | | | | |
| | | | | | | Physical Collocation, Cable Records, VG/DS0 Cable, per cable record (maximum 3600 records) | CLO | PE1CD | | 925.06 | | | | | | | | | |
| | | | | | | Physical Collocation, Cable Records, VG/DS0 Cable, per each 100 pair | CLO | PE1CO | | 18.05 | | | | | | | | | |
| | | | | | | Physical Collocation, Cable Records, DS1, per T1 TIE | CLO | PE1C1 | | 8.45 | | | | | | | | | |
| | | | | | | Physical Collocation, Cable Records, DS3, per T3 TIE | CLO | PE1C3 | | 29.57 | | | | | | | | | |
| | | | | | | Physical Collocation - Cable Records, Fiber Cable, per cable record (maximum 99 records) | CLO | PE1CB | | 279.42 | | | | | | | | | |
| | | | | | | Physical Collocation, Cable Records, CAT5/RJ45 | CLO | PE1C5 | | 8.45 | | | | | | | | | |
| Virtual to Physical | | | | | | | | | | | | | | | | | | | |
| | | | | | | Physical Collocation - Virtual to Physical Collocation Relocation, per Voice Grade Circuit | CLO | PE1BV | | 33.00 | | | | | | | | | |
| | | | | | | Physical Collocation - Virtual to Physical Collocation Relocation, per DSO Circuit | CLO | PE1BO | | 33.00 | | | | | | | | | |
| | | | | | | Physical Collocation - Virtual to Physical Collocation Relocation, per DS1 Circuit | CLO | PE1B1 | | 52.00 | | | | | | | | | |
| | | | | | | Physical Collocation - Virtual to Physical Collocation Relocation, per DS3 Circuit | CLO | PE1B3 | | 52.00 | | | | | | | | | |

| COLLOCATION - Tennessee | | | | | | | | | | | | | | Att: 4 Exh: B | | | | |
|---|---------------|--|--|---------|---|-------|------|-----------|--------------------|-------|--------------------|----------------------------------|--------------------------------------|--|--|---|---|-------|
| CATEGORY | RATE ELEMENTS | | | Interim | Zone | BCS | USOC | RATES(\$) | | | | Svc Order Submitted Elec per LSR | Svc Order Submitted Manually per LSR | Incremental Charge - Manual Svc Order vs. Electronic-1st | Incremental Charge - Manual Svc Order vs. Electronic-Add'l | Incremental Charge - Manual Svc Order vs. Electronic-Disc 1st | Incremental Charge - Manual Svc Order vs. Electronic-Disc Add'l | |
| | | | | | | | | Rec | Nonrecurring First | Add'l | Nonrecurring First | Disconnect Add'l | OSS Rates(\$) | | | | | |
| | | | | | | | | | | | | | SOMEC | SOMAN | SOMAN | SOMAN | SOMAN | SOMAN |
| | | Physical Collocation - Virtual to Physical Collocation In-Place, Per Voice Grade Circuit | | | CLO | PE1BR | | | 21.11 | | | | | | | | | |
| | | Physical Collocation Virtual to Physical Collocation In-Place, Per DSO Circuit | | | CLO | PE1BP | | | 21.11 | | | | | | | | | |
| | | Physical Collocation - Virtual to Physical Collocation In-Place, Per DS1 Circuit | | | CLO | PE1BS | | | 30.69 | | | | | | | | | |
| | | Physical Collocation - Virtual to Physical Collocation In-Place, per DS3 Circuit | | | CLO | PE1BE | | | 30.69 | | | | | | | | | |
| Entrance Cable | | | | | | | | | | | | | | | | | | |
| | | Physical Collocation - Fiber Cable Support Structure, per Entrance Cable | | | CLO | PE1PM | | 19.80 | | | | | | | | | | |
| | | Physical Collocation - Fiber Entrance Cable per Cable (CO manhole to vault splice) | | | CLO | PE1EC | | | 1,071.00 | | 43.10 | | | | | | | |
| | | Physical Collocation - Fiber Entrance Cable Installation, per Fiber | | | CLO | PE1ED | | | 7.29 | | | | | | | | | |
| VIRTUAL COLLOCATION | | | | | | | | | | | | | | | | | | |
| Application | | | | | | | | | | | | | | | | | | |
| | | Virtual Collocation - Application Fee | | | AMTFS | EAF | | | 2,633.00 | | | | | | 2.07 | 2.81 | 0.67 | 1.41 |
| | | Virtual Collocation - Co-Carrier Cross Connects/Direct Connect, Application Fee, per application | | | AMTFS | VE1CA | | | 585.09 | | | | | | | | | |
| | | Virtual Collocation Administrative Only - Application Fee | | | AMTFS | VE1AF | | | 743.25 | | | | | | | | | |
| Space Preparation | | | | | | | | | | | | | | | | | | |
| | | Virtual Collocation - Floor Space, per sq. ft. | | | AMTFS | ESPVX | | 3.91 | | | | | | | | | | |
| Power | | | | | | | | | | | | | | | | | | |
| | | Virtual Collocation - Power, per fused amp | | | AMTFS | ESPAX | | 6.79 | | | | | | | | | | |
| Cross Connects (Cross Connects, Co-Carrier Cross Connects, and Ports) | | | | | | | | | | | | | | | | | | |
| | | Virtual Collocation - 2-wire cross-connect, loop, provisioning | | | UEANL, UEA, UDN, UAL, UHL, UCL, UEQ, UNCVX, UNCDX, UNCNX | UEAC2 | | 0.57 | 11.62 | 9.90 | 10.38 | 8.66 | | 2.07 | 2.81 | 0.67 | 1.41 | |
| | | Virtual Collocation - 4-wire cross-connect, loop, provisioning | | | UEA, UHL, UCL, UDL, UNCVX, UNCDX | UEAC4 | | 0.57 | 11.81 | 10.04 | 10.44 | 8.67 | | 2.07 | 2.81 | 0.67 | 1.41 | |
| | | Virtual collocation - Special Access & UNE, cross-connect per DS1 | | | ULR, UXTD1, UNC1X, ULDD1, U1TD1, USLEL, UNLD1, USL, UEPEX, UEPDX | CNC1X | | 1.32 | 32.22 | 17.76 | 10.46 | 8.75 | | 2.07 | 2.81 | 0.67 | 1.41 | |
| | | Virtual collocation - Special Access & UNE, cross-connect per DS3 | | | USL, UE3, U1TD3, UXTS1, UXTD3, UNC3X, UNCSX, ULDD3, U1TS1, ULDS1, UDLSX, UNLD3, XDEST | CND3X | | 12.32 | 29.97 | 16.30 | 12.03 | 8.99 | | 2.07 | 2.81 | 0.67 | 1.41 | |
| | | Virtual Collocation - 2-Fiber Cross Connects | | | UDL12, UDLO3, U1T48, U1T12, U1TO3, ULDO3, ULD12, ULD48, UDF | CNC2F | | 3.03 | 41.56 | 29.82 | 12.96 | 10.34 | | 2.69 | 2.69 | 1.56 | 1.56 | |
| | | Virtual Collocation - 4-Fiber Cross Connects | | | UDL12, UDLO3, U1T48, U1T12, U1TO3, ULDO3, ULD12, ULD48, UDF | CNC4F | | 6.06 | 50.53 | 38.78 | 16.97 | 14.35 | | 2.69 | 2.69 | 1.56 | 1.56 | |
| | | Virtual Collocation - Co-Carrier Cross Connects/Direct Connect - Fiber Cable Support Structure, per linear foot, per cable | | | AMTFS | VE1CB | | 0.0013 | | | | | | | | | | |
| | | Virtual Collocation - Co-Carrier Cross Connects/Direct Connect - Copper/Coax Cable Support Structure, per linear foot, per cable | | | AMTFS | VE1CD | | 0.0019 | | | | | | | | | | |
| | | Virtual Collocation 2-Wire Cross Connect, Port | | | UEPSX, UEPSB, UEPSE, UEPSR, UEP2C | VE1R2 | | 0.57 | 11.62 | 9.90 | 10.38 | 8.66 | | 20.35 | 10.54 | 13.32 | 1.40 | |
| | | Virtual Collocation 4-Wire Cross Connect, Port | | | UEPDD, UEPEX | VE1R4 | | 0.57 | 11.81 | 10.04 | 10.44 | 8.67 | | 20.35 | 10.54 | 13.32 | 1.40 | |

| COLLOCATION - Tennessee | | | | | | | | | | | Att: 4 Exh: B | | | | | |
|---|--|---------|------|-------|-------|-----------|--------------------|--------|--------------------|------------------|----------------------------------|--------------------------------------|--|--|---|---|
| CATEGORY | RATE ELEMENTS | Interim | Zone | BCS | USOC | RATES(\$) | | | | | Svc Order Submitted Elec per LSR | Svc Order Submitted Manually per LSR | Incremental Charge - Manual Svc Order vs. Electronic-1st | Incremental Charge - Manual Svc Order vs. Electronic-Add'l | Incremental Charge - Manual Svc Order vs. Electronic-Disc 1st | Incremental Charge - Manual Svc Order vs. Electronic-Disc Add'l |
| | | | | | | Rec | Nonrecurring First | Add'l | Nonrecurring First | Disconnect Add'l | OSS Rates(\$) | | | | | |
| | | | | | | | | | | | SOMEC | SOMAN | SOMAN | SOMAN | SOMAN | SOMAN |
| CFA | | | | | | | | | | | | | | | | |
| | Virtual Collocation - CFA Information Resend Request, per Premises, per Arrangement, per request | | | AMTFS | VE1QR | | 77.67 | | | | | | | | | |
| Cable Records | | | | | | | | | | | | | | | | |
| | Virtual Collocation Cable Records - per request | | | AMTFS | VE1BA | | 1,711.00 | | | | | | | | | |
| | Virtual Collocation Cable Records - VG/DS0 Cable, per cable record | | | AMTFS | VE1BB | | 925.06 | | | | | | | | | |
| | Virtual Collocation Cable Records - VG/DS0 Cable, per each 100 pair | | | AMTFS | VE1BC | | 18.05 | | | | | | | | | |
| | Virtual Collocation Cable Records - DS1, per T1TIE | | | AMTFS | VE1BD | | 8.45 | | | | | | | | | |
| | Virtual Collocation Cable Records - DS3, per T3TIE | | | AMTFS | VE1BE | | 29.57 | | | | | | | | | |
| | Virtual Collocation Cable Records - Fiber Cable, per 99 fiber records | | | AMTFS | VE1BF | | 279.42 | | | | | | | | | |
| | Virtual Collocation Cable Records - CAT 5/RJ45 | | | AMTFS | VE1B5 | | 8.45 | | | | | | | | | |
| Security | | | | | | | | | | | | | | | | |
| | Virtual collocation - Security escort, basic time, normally scheduled work hours | | | AMTFS | SPTBX | | 33.15 | 20.44 | | | | | 2.07 | 2.81 | 0.67 | 1.41 |
| | Virtual collocation - Security escort, overtime, outside of normally scheduled work hours on a normal working day | | | AMTFS | SPTOX | | 41.50 | 25.61 | | | | | 2.07 | 2.81 | 0.67 | 1.41 |
| | Virtual collocation - Security escort, premium time, outside of a scheduled work day | | | AMTFS | SPTPX | | 49.86 | 30.79 | | | | | 2.07 | 2.81 | 0.67 | 1.41 |
| Maintenance | | | | | | | | | | | | | | | | |
| | Virtual collocation - Maintenance in CO - Basic, per half hour | | | AMTFS | CTRLX | | 30.64 | | | | | | 2.07 | 2.81 | 0.67 | 1.41 |
| | Virtual collocation - Maintenance in CO - Overtime, per half hour | | | AMTFS | SPTOM | | 35.77 | | | | | | 2.07 | 2.81 | 0.67 | 1.41 |
| | Virtual collocation - Maintenance in CO - Premium per half hour | | | AMTFS | SPTPM | | 40.90 | | | | | | 2.07 | 2.81 | 0.67 | 1.41 |
| Entrance Cable | | | | | | | | | | | | | | | | |
| | Virtual Collocation - Cable Installation Charge, per cable | | | AMTFS | ESPCX | | 1,749.00 | | | | | | 2.07 | 2.81 | 0.67 | 1.41 |
| | Virtual Collocation - Cable Support Structure, per cable | | | AMTFS | ESPSX | | 17.87 | | | | | | | | | |
| COLLOCATION IN THE REMOTE SITE | | | | | | | | | | | | | | | | |
| Physical Remote Site Collocation | | | | | | | | | | | | | | | | |
| | Physical Collocation in the Remote Site - Application Fee | | | CLORS | PE1RA | | 580.20 | | 312.76 | | | | | | | |
| | Cabinet Space in the Remote Site per Bay/ Rack | | | CLORS | PE1RB | 220.41 | | | | | | | | | | |
| | Physical Collocation in the Remote Site - Security Access - Key | | | CLORS | PE1RD | | 24.69 | | | | | | | | | |
| | Physical Collocation in the Remote Site - Space Availability Report per Premises Requested | | | CLORS | PE1SR | | 218.49 | | | | | | | | | |
| | Physical Collocation in the Remote Site - Remote Site CLLI Code Request, per CLLI Code Requested | | | CLORS | PE1RE | | 70.81 | | | | | | | | | |
| | Remote Site DLEC Data (BRSD), per Compact Disk, per CO | | | CLORS | PE1RR | | 234.15 | | | | | | | | | |
| | Physical Collocation - Security Escort for Basic Time - normally scheduled work, per half hour | | | CLORS | PE1BT | | 33.91 | 21.49 | | | | | | | | |
| | Physical Collocation - Security Escort for Overtime - outside of normally scheduled working hours on a scheduled work day, per half hour | | | CLORS | PE1OT | | 44.17 | 27.76 | | | | | | | | |
| | Physical Collocation - Security Escort for Premium Time - outside of scheduled work day, per half hour | | | CLORS | PE1PT | | 54.42 | 34.02 | | | | | | | | |
| Adjacent Remote Site Collocation | | | | | | | | | | | | | | | | |
| | Remote Site-Adjacent Collocation-Application Fee | | | CLORS | PE1RU | | 755.62 | 755.62 | | | | | | | | |
| | Remote Site-Adjacent Collocation - Real Estate, per square foot | | | CLORS | PE1RT | 0.134 | | | | | | | | | | |
| | Remote Site-Adjacent Collocation - AC Power, per breaker amp | | | CLORS | PE1RS | 6.27 | | | | | | | | | | |
| NOTE: If Security Escort and/or Add'l Engineering Fees become necessary for adjacent remote site collocation, the Parties will negotiate appropriate rates. | | | | | | | | | | | | | | | | |
| Virtual Remote Site Collocation | | | | | | | | | | | | | | | | |
| | Virtual Collocation in the Remote Site - Application Fee | | | VE1RS | VE1RB | | 580.20 | | 312.76 | | | | | | | |
| | Virtual Collocation in the Remote Site - Per Bay/Rack of Space | | | VE1RS | VE1RC | 220.41 | | | | | | | | | | |
| | Virtual Collocation in the Remote Site - Space Availability Report per Premises requested | | | VE1RS | VE1RR | | 218.49 | | | | | | | | | |
| | Virtual Collocation in the Remote Site - Remote Site CLLI Code Request, per CLLI Code Requested | | | VE1RS | VE1RL | | 70.81 | | | | | | | | | |
| ADJACENT COLLOCATION | | | | | | | | | | | | | | | | |

| COLLOCATION - Tennessee | | | | | | | | | | | Att: 4 Exh: B | | | | | |
|--|---|---------|------|----------------------------------|-------|-----------|--------------------|-------|-------------------------------|-------|----------------------------------|--------------------------------------|--|--|---|---|
| CATEGORY | RATE ELEMENTS | Interim | Zone | BCS | USOC | RATES(\$) | | | | | Svc Order Submitted Elec per LSR | Svc Order Submitted Manually per LSR | Incremental Charge - Manual Svc Order vs. Electronic-1st | Incremental Charge - Manual Svc Order vs. Electronic-Add'l | Incremental Charge - Manual Svc Order vs. Electronic-Disc 1st | Incremental Charge - Manual Svc Order vs. Electronic-Disc Add'l |
| | | | | | | Rec | Nonrecurring First | Add'l | Nonrecurring Disconnect First | Add'l | OSS Rates(\$) | | | | | |
| | | | | | | | | | | | SOMEc | SOMAN | SOMAN | SOMAN | SOMAN | SOMAN |
| | Adjacent Collocation - Space Charge per Sq. Ft. | | | CLOAC | PE1JA | 0.0656 | | | | | | | | | | |
| | Adjacent Collocation - Electrical Facility Charge per Linear Ft. | | | CLOAC | PE1JC | 5.53 | | | | | | | | | | |
| | Adjacent Collocation - 2-Wire Cross-Connects | | | UEANL,UEQ,UEA,UCL, UAL, UHL, UDN | PE1JE | 0.34 | 11.12 | 10.18 | 11.33 | 10.23 | | | 1.77 | 1.77 | 1.12 | 1.12 |
| | Adjacent Collocation - 4-Wire Cross-Connects | | | UEA,UHL,UDL,UCL | PE1JF | 0.33 | 11.30 | 10.31 | 11.62 | 10.44 | | | 1.77 | 1.77 | 1.12 | 1.12 |
| | Adjacent Collocation - DS1 Cross-Connects | | | USL | PE1JG | 1.70 | 28.39 | 16.88 | 11.65 | 10.54 | | | 1.77 | 1.77 | 1.12 | 1.12 |
| | Adjacent Collocation - DS3 Cross-Connects | | | UE3 | PE1JH | 19.03 | 26.23 | 15.51 | 13.40 | 10.77 | | | 1.77 | 1.77 | 1.12 | 1.12 |
| | Adjacent Collocation - 2-Fiber Cross-Connect | | | CLOAC | PE1JJ | 3.49 | 26.23 | 15.51 | 13.41 | 10.78 | | | 1.77 | 1.77 | 1.12 | 1.12 |
| | Adjacent Collocation - 4-Fiber Cross-Connect | | | CLOAC | PE1JK | 6.50 | 29.75 | 19.02 | 17.60 | 14.97 | | | 1.77 | 1.77 | 1.12 | 1.12 |
| | Adjacent Collocation - Application Fee | | | CLOAC | PE1JB | | 2,973.00 | | 0.95 | | | | 0.00 | 0.00 | 0.00 | 0.00 |
| | Adjacent Collocation - 120V, Single Phase Standby Power Rate per AC Breaker Amp | | | CLOAC | PE1JL | 5.81 | | | | | | | | | | |
| | Adjacent Collocation - 240V, Single Phase Standby Power Rate per AC Breaker Amp | | | CLOAC | PE1JM | 11.64 | | | | | | | | | | |
| | Adjacent Collocation - 120V, Three Phase Standby Power Rate per AC Breaker Amp | | | CLOAC | PE1JN | 17.45 | | | | | | | | | | |
| | Adjacent Collocation - 277V, Three Phase Standby Power Rate per AC Breaker Amp | | | CLOAC | PE1JO | 40.30 | | | | | | | | | | |
| Note: Rates displaying an "I" in Interim column are interim as a result of a Commission order. | | | | | | | | | | | | | | | | |

Attachment 5

Access to Numbers and Number Portability

TABLE OF CONTENTS

| | |
|---|---|
| 1. Non-Discriminatory Access to Telephone Numbers | 3 |
| 2. Local Number Portability | 4 |
| 3. Service Order Charges | 5 |

ACCESS TO NUMBERS AND NUMBER PORTABILITY

1. Non-Discriminatory Access to Telephone Numbers

- 1.1 During the term of this Agreement, where Mextel is utilizing its own switch, Mextel shall contact the North American Numbering Plan Administrator (NANPA), or, where applicable, the relevant Number Pool Administrator for the assignment of numbering resources.
- 1.2 Where AT&T provides resold services to Mextel, AT&T will provide Mextel with online access to available telephone numbers as defined by applicable FCC rules and regulations on a first come first served basis. Mextel acknowledges that such access to numbers shall be in accordance with the appropriate FCC rules and regulations. Mextel may designate up to a forecasted six (6) months supply of available numbers as intermediate (an available number provided to Mextel) telephone numbers per rate center if the following conditions are met:
- 1.2.1 Mextel must: (1) indicate that all of the intermediate numbers currently held by Mextel in each rate center where Mextel will be requesting intermediate telephone numbers have six (6) or less months to exhaust; (2) supply projected monthly telephone number demand on a rate center basis for the coming twelve (12) months for each rate center where Mextel will be requesting intermediate telephone numbers; and, (3) demonstrate that the utilization level on current intermediate numbers held by Mextel in the rate center where Mextel is requesting telephone numbers has reached at least seventy-five percent (75%).
- 1.2.2 The above information will be provided by Mextel by submitting to AT&T a fully completed "CO Code Assignments Months To Exhaust Certification Worksheet – TN Level" (MTE Worksheet), Appendix B to the Central Office Code (NXX) Assignments Guidelines, INC 95-0407-008 for each rate center where Mextel will be requesting intermediate telephone numbers. The utilization level is calculated by dividing all intermediate numbers currently assigned by Mextel to customers by the total number of intermediate numbers held by Mextel in the rate center and multiplying the result by one hundred (100).
- 1.2.3 If fulfilling Mextel's request for intermediate numbers results in AT&T having to submit a request for additional telephone numbers to a national numbering administrator (either NANPA CO Code Administration or NeuStar Pooling Administration or their successors), AT&T will submit the required numbering request to the national numbering administrator to satisfy Mextel's request for intermediate numbers. AT&T will also pursue all appropriate steps (including submitting a safety valve request (petition) to the appropriate Commission if the numbering request is denied by the national administrator) to satisfy Mextel's request for intermediate numbers. In these cases, AT&T is not obligated to fulfill the request by Mextel for intermediate numbers unless, and until, AT&T's request for additional numbering resources is granted.
- 1.2.4 Mextel agrees to supply supporting information for any numbering request and/or safety valve request that AT&T files pursuant to Section 1.2.3 above.

- 1.3 Mextel acknowledges that there may be instances where there is an industry shortage of available telephone numbers in a number plan area (NPA). These instances occur where a jeopardy status has been declared by NANPA and the industry has determined that limiting the assignment of new numbers is the appropriate method to employ until the jeopardy can be alleviated. In such NPA jeopardy situations where assignment of new numbers is restricted per the jeopardy guidelines developed by the industry, AT&T may request that Mextel cancel all or a portion of its unassigned intermediate numbers. Mextel's consent to AT&T's request shall not be unreasonably withheld.
- 2. Local Number Portability**
- 2.1 The Parties will offer LNP in accordance with rules, regulations and guidelines adopted by the Commission, the FCC and industry fora.
- 2.2 Service Management System (SMS) Administration. The Parties will work cooperatively with other local service providers to establish and maintain contracts for the LNP SMS.
- 2.3 Network Architecture. The Parties agree to adhere to applicable FCC rules and orders governing LNP network architecture.
- 2.4 Signaling. In connection with LNP, each Party agrees to use SS7 signaling in accordance with applicable FCC rules and orders.
- 2.5 N-1 Query. The Parties agree to adhere to applicable FCC rules and orders governing LNP N-1 queries.
- 2.6 Porting of Reserved Numbers and Suspended Lines. Customers of each Party may port numbers, via LNP, that are in a denied state or that are on suspend status. In addition, customers of each Party may port reserved numbers that the customer has paid to reserve. Portable reserved numbers are identified on the Customer Service Record (CSR). In anticipation of porting from one Party to the other Party, a Party's customer may reserve additional telephone numbers and include them with the numbers that are subsequently ported to the other Party. It is not necessary to restore a denied number before it is ported.
- 2.7 Splitting of Number Groups. The Parties shall permit blocks of subscriber numbers (including, but not limited to, Direct Inward Dial (DID) numbers and MultiServ groups) to be split in connection with an LNP request. AT&T and Mextel shall permit customers who port a portion of DID numbers to retain DID service on the remaining portion of numbers. If a Party requests porting a range of DID numbers smaller than a whole block, that Party shall pay the applicable charges for doing so as set forth in Attachment 2. In the event no rate is set forth in Attachment 2, then the Parties shall negotiate a rate for such services.
- 2.8 The Parties will set Location Routing Number (LRN) unconditional or ten (10) digit triggers where applicable. Where triggers are set, the porting Party will remove the ported number at the same time the trigger is removed.
- 2.9 A trigger order is a service order issued in advance of the porting of a number. A trigger order 1) initiates call queries to the AIN SS7 network in advance of the number being ported; and 2) provides for the new service provider to be in control of when a number ports.

- 2.10 Where triggers are not set, the Parties shall coordinate the porting of the number between service providers so as to minimize service interruptions to the customer.
- 2.11 AT&T and Mextel will work cooperatively to implement changes to LNP process flows ordered by the FCC or as recommended by standard industry foras addressing LNP.
- 2.12 Where Mextel utilizes AT&T's LNP Query Service, AT&T shall bill and Mextel shall pay the query charge associated with LNP Query Service as set forth in Attachment 2. To receive the LNP Query Service charge set forth in Attachment 2, Mextel shall fill out and submit the Interconnection data sheet for AT&T LNP Query Service. The form can be obtained on AT&T's Wholesale - Southeast Region Web site under AT&T LNP Query Service and click on forms. Once the form has been filled out and submitted the LNP Query charge will take effect on the approved date. This charge is not subject to the resale discount set forth in Attachment 1.
- 3. Service Order Charges**
- 3.1 The terms, conditions and rates for OSS utilized in connection with LNP are as set forth in Attachment 6 and Exhibit A of Attachment 2.

Attachment 6

Pre-Ordering, Ordering, Provisioning, Maintenance and Repair

TABLE OF CONTENTS

| | | |
|----|---|---|
| 1. | Quality of Pre-Ordering, Ordering, Provisioning, Maintenance and Repair | 3 |
| 2. | Access to Operations Support Systems | 3 |
| 3. | Miscellaneous..... | 7 |

PRE-ORDERING, ORDERING, PROVISIONING, MAINTENANCE AND REPAIR**1. Quality of Pre-Ordering, Ordering, Provisioning, Maintenance and Repair**

- 1.1 AT&T shall provide to Mextel nondiscriminatory access to its OSS and the necessary information contained therein in order that Mextel can perform the functions of pre-ordering, ordering, provisioning, maintenance and repair, and billing. AT&T shall provide Mextel with all relevant documentation (manuals, user guides, specifications, etc.) regarding business rules and other formatting information as well as practices and procedures necessary to ensure requests are efficiently processed. All documentation will be readily accessible at AT&T's Wholesale – Southeast Region Web site. AT&T shall ensure that its OSS are designed to accommodate requests for both current and projected demands of Mextel and other CLECs in the aggregate.

2. Access to Operations Support Systems

- 2.1 AT&T shall provide to Mextel nondiscriminatory access to its OSS and the necessary information contained therein in order that Mextel can perform the functions of pre-ordering, ordering, provisioning, maintenance and repair, and billing. AT&T shall provide nondiscriminatory access to the OSS through manual and/or electronic interfaces as described in this Attachment. It is the sole responsibility of Mextel to obtain the technical capability to access and utilize AT&T's OSS interfaces. Specifications for Mextel's access and use of AT&T's electronic interfaces are set forth at AT&T's Wholesale – Southeast Region Web site.

- 2.1.1 Mextel agrees to comply with the provisions of the OSS Interconnection Volume Guidelines as set forth at AT&T's Wholesale – Southeast Region Web site.

2.2 Pre-Ordering

- 2.2.1 AT&T will provide electronic access to its OSS and the information contained therein in order that Mextel can perform the following pre-ordering functions: service address validation, telephone number selection, service and feature availability, due date information, customer record information and loop makeup information. Mechanized access is provided by electronic interfaces whose specifications for access and use are set forth at AT&T's Wholesale – Southeast Region Web site. The process by which the Parties will manage these electronic interfaces to include the development and introduction of new interfaces will be governed by the change management process as described in Section 2.7 below.

- 2.2.2 AT&T shall provide to Mextel electronic access to customer service record information in accordance with the applicable performance intervals referenced in Attachment 9. If electronic access is not available, AT&T shall provide to Mextel such information within twenty-four (24) hours. Mextel shall provide to AT&T access to customer record information, including circuit numbers associated with each telephone number where applicable. Mextel shall provide such information within four (4) hours after request via electronic access where available. If electronic access is not available, Mextel shall provide to AT&T paper copies of customer record information,

including circuit numbers associated with each telephone number where applicable. Mextel shall provide to AT&T such customer service records within twenty-four (24) hours of a valid request, exclusive of Saturdays, Sundays and holidays.

- 2.2.3 The Parties agree not to view, copy, or otherwise obtain access to the other Party's customer record information about any of the other Party's customers without that customer's permission. Mextel will obtain access to customer record information only in strict compliance with applicable laws, rules, or regulations of the state in which the service is provided. AT&T reserves the right to audit Mextel's access to customer record information. If AT&T has reason to believe, through its audit or by any other means, that Mextel is accessing customer record information without having obtained the proper customer authorization, AT&T upon reasonable notice to Mextel may take corrective action, including but not limited to suspending or terminating Mextel's access to AT&T's pre-ordering and ordering OSS, and the provisioning of pending and existing services.

2.3 Ordering

- 2.3.1 AT&T will make available to Mextel electronic interfaces for the purpose of exchanging order information, including order status and completion notification, for non-complex and certain complex resale requests and certain network elements. Specifications for access and use of AT&T's electronic interfaces are set forth at AT&T's Wholesale – Southeast Region Web site. The process by which the Parties will manage these electronic interfaces to include the development and introduction of new interfaces will be governed by the change management process as described in Section 2.7 below.

- 2.3.2 Mextel shall place orders for services by submitting a LSR to AT&T. AT&T shall bill Mextel an electronic service order charge at the rate set forth in the applicable Attachment to this Agreement for each LSR submitted by means of an electronic interface. AT&T shall bill Mextel a manual service order charge at the rate set forth in the applicable Attachment to this Agreement for each LSR submitted by means other than the electronic Interfaces (e.g., mail, fax, courier, etc.). An individual LSR will be identified for billing purposes by its PON.

- 2.3.2.1 Mextel may submit an LSR to request that a customer's service be temporarily suspended, denied, or restored. Alternatively, Mextel may submit a list of such customers if Mextel provides a separate PON for each location on the list. AT&T will bill an electronic or manual service order charge for each location.

- 2.3.2.2 AT&T will bill the electronic or manual service order charge, as applicable, for an LSR, regardless of whether that LSR is later supplemented, clarified or cancelled.

- 2.3.2.3 Notwithstanding the foregoing, AT&T will not bill an additional electronic or manual service order charge for supplements to any LSR submitted to clarify, correct, change or cancel a previously submitted LSR.

- 2.3.2.4 AT&T shall return a Firm Order Confirmation (FOC) or LSR clarification in accordance with the applicable performance intervals referenced in Attachment 9. Mextel shall provide to AT&T a FOC within twenty-four (24) hours of the receipt from AT&T of a complete and accurate LSR, exclusive

of Saturdays, Sundays and holidays. Mextel shall provide to AT&T an LSR clarification within twenty-four (24) hours of the receipt from AT&T of an incomplete and inaccurate LSR, exclusive of Saturdays, Sundays and holidays.

2.4 Provisioning

2.4.1 AT&T shall provision services during its regular working hours. To the extent Mextel requests provisioning of service to be performed outside AT&T's regular working hours, or the work so requested requires AT&T's technicians or project managers to work outside of regular working hours, overtime charges set forth in AT&T's intrastate Access Services Tariff, Section E13.2, shall apply. Notwithstanding the foregoing, if such work is performed outside of regular working hours by a AT&T technician or project manager during his or her scheduled shift and AT&T does not incur any overtime charges in performing the work on behalf of Mextel, AT&T will not assess Mextel additional charges beyond the rates and charges specified in this Agreement.

2.4.2 In the event AT&T must dispatch to the customer's location more than once due to incorrect or incomplete information provided by Mextel (e.g., incomplete address, incorrect contact name/number, etc.), AT&T will bill Mextel for each additional dispatch required to provision the circuit due to the incorrect/incomplete information provided. AT&T will assess the applicable Maintenance of Service rates from BellSouth's FCC No. 1 Tariff, Section 13.3.1.

2.4.3 Cancellation Charges. If Mextel cancels an LSR for network elements or resold services subsequent to AT&T's generation of a service order, any costs incurred by AT&T in conjunction with provisioning of Services as requested on the cancelled LSR will be recovered in accordance with the cancellation methodology set forth in the Cancellation Charge Percentage Chart found on AT&T's Wholesale – Southeast Region Web site. In addition, AT&T reserves the right to assess cancellation charges if Mextel fails to respond within nine (9) business days to a Missed Appointment order notification.

2.4.3.1 Notwithstanding the foregoing, if Mextel places an LSR based upon AT&T's loop makeup information, and such information is inaccurate resulting in the inability of AT&T to provision the network elements requested and another spare compatible facility cannot be found with the transmission characteristics of the network elements originally requested, cancellation charges described in this Section shall not apply. Where Mextel places a single LSR for multiple network elements or services based upon loop makeup information, and information as to some, but not all, of the network elements or services is inaccurate, if AT&T cannot provision the network elements or services that were the subject of the inaccurate loop makeup information, Mextel may cancel its request for those network elements or services without incurring cancellation charges as described in this Section. In such instance, should Mextel elect to cancel the entire LSR, cancellation charges as described in this Section shall apply to those elements and services that were not the subject of inaccurate loop makeup.

2.4.4 Service Date Advancement Charges (Expedites). For Service Date Advancement requests by Mextel, Service Date Advancement charges will apply for intervals less than the standard interval as outlined in the AT&T Product and Services Interval Guide. The charges are as set forth in Exhibit A of Attachment 2.

- 2.4.5 Order Modification Charges. If Mextel modifies an order after being sent a FOC from AT&T, the Order Modification Charge (OMC) or Order Modification Charge Additional Dispatch (OMCAD) will be paid by Mextel in accordance with Exhibit A of Attachment 2.
- 2.5 Maintenance and Repair
- 2.5.1 AT&T will make available to Mextel electronic interfaces for the purpose of reporting and monitoring service troubles. Specifications for access and use of AT&T's maintenance and repair electronic interfaces are set forth at AT&T's Wholesale – Southeast Region Web site. The process by which the Parties will manage these electronic interfaces to include the development and introduction of new interfaces will be governed by the change management process as described in Section 2.7 below. Requests for trouble repair are billed in accordance with the provisions of this Agreement. AT&T and Mextel agree to adhere to AT&T's Operational Understanding. The Operational Understanding may be accessed via AT&T's Wholesale – Southeast Region Web site.
- 2.5.2 If Mextel reports a trouble on a AT&T Network Element and no trouble is found in AT&T's network, AT&T will charge Mextel a Maintenance of Service Charge for any dispatching and testing (both inside and outside the CO) required by AT&T in order to confirm the working status. AT&T will assess the Maintenance of Service rates as set forth in BellSouth's FCC No. 1 Tariff, Section 13.3.1.
- 2.5.2.1 In the event AT&T must dispatch to the customer's location more than once due to incorrect or incomplete information provided by Mextel (e.g., incomplete address, incorrect contact name/number, etc.), AT&T will bill Mextel for each additional dispatch required to repair the circuit due to the incorrect/incomplete information provided. AT&T will assess the Maintenance of Service rates as set forth in BellSouth's FCC No. 1 Tariff, Section 13.3.1.
- 2.5.3 If Mextel reports a trouble on a resold service and no trouble is found in AT&T's network, AT&T will charge Mextel a Trouble Determination Charge or a Trouble Location Charge for any dispatching and testing (both inside and outside the CO) required by AT&T in order to confirm the working status. AT&T will assess the Trouble Determination Charge or Trouble Location Charge from the applicable AT&T tariff.
- 2.5.3.1 In the event AT&T must dispatch to the customer's location more than once due to incorrect or incomplete information provided by Mextel (e.g., incomplete address, incorrect contact name/number, etc.), AT&T will bill Mextel for each additional dispatch required to repair the circuit due to the incorrect/incomplete information provided. AT&T will assess the Trouble Determination Charge or Trouble Location Charge from the applicable AT&T tariff.
- 2.6 Billing. AT&T will provide Mextel nondiscriminatory access to billing information as specified in Attachment 7.
- 2.7 Change Management. The Parties agree that the collaborative change management process known as the Change Control Process (CCP) will be used to manage changes to existing interfaces, introduction of new interfaces and retirement of interfaces. The Parties agree to comply with the provisions of the documented CCP as may be amended from time to time and incorporated

herein by reference. The change management process will cover changes to AT&T's electronic interfaces, AT&T's testing environment, associated manual process improvements, and relevant documentation. The process will define a procedure for resolution of change management disputes. Documentation of the CCP as well as related information and processes will be clearly organized and readily accessible to Mextel at AT&T's Wholesale – Southeast Region Web site.

2.8 Rates. Unless otherwise specified herein, charges for the use of AT&T's OSS, and other charges applicable to pre-ordering, ordering, provisioning and maintenance and repair, shall be at the rates set forth in the applicable Attachment of this Agreement.

2.9 The Commissions in some states have ordered per element manual additive nonrecurring charges for Network Elements and Other Services ordered by means other than one of the interactive interfaces. These ordered Network Elements and Other Services manual additive nonrecurring charges will apply in these states, rather than the charge per LSR. The per element charges are listed in Exhibit A of Attachment 2.

3. **Miscellaneous**

3.1 Pending Orders. To the extent that Mextel submits an LSR with incomplete, incorrect or conflicting information, AT&T will return the LSR to Mextel for clarification. Mextel shall respond to the request for clarification within thirty (30) days by submitting a supplemental LSR. If Mextel does not submit a supplement LSR within thirty (30) days, AT&T will cancel the original LSR and Mextel shall be required to submit a new LSR, with a new PON.

3.2 Single Point of Contact. Mextel will be the single point of contact with AT&T for ordering activity for network elements and other services used by Mextel to provide services to its customers, except that AT&T may accept a request directly from another CLEC, or AT&T, acting with authorization of the affected customer. Mextel and AT&T shall each execute a blanket LOA with respect to customer requests so that prior proof of customer authorization will not be necessary with every request (except in the case of a local service freeze). The Parties shall each be entitled to adopt their own internal processes for verification of customer authorization for requests, provided, however, that such processes shall comply with applicable state and federal law and industry and regulatory guidelines. Pursuant to a request from another carrier, AT&T may disconnect any network element being used by Mextel to provide service to that customer and may reuse such network elements or facilities to enable such other carrier to provide service to the customer. AT&T will notify Mextel that such a request has been processed but will not be required to notify Mextel in advance of such processing.

3.2.1 Neither Party shall prevent or delay a customer from migrating to another carrier because of unpaid bills, denied service, or contract terms.

3.2.2 Use of Facilities. When a customer of Mextel elects to discontinue service and to transfer service to another local exchange carrier, including AT&T, AT&T shall have the right to reuse the facilities provided to Mextel, regardless whether those facilities are provided as Network Elements or as part of a resold service, and regardless of whether the end user served with such facilities has paid all

charges to Mextel or has been denied service for nonpayment or otherwise. AT&T will notify Mextel that such a request has been processed after the disconnect order has been completed.

- 3.3 Contact Numbers. The Parties agree to provide one another with toll-free nation-wide (50 states) contact numbers for the purpose of ordering, provisioning and maintenance of services. Contact numbers for maintenance/repair of services shall be staffed twenty-four (24) hours per day, seven (7) days per week. AT&T will close trouble tickets after making a reasonable effort to contact Mextel for authorization to close a ticket. AT&T will place trouble tickets in delayed maintenance status after making a reasonable effort to contact Mextel to request additional information or to request authorization for additional work deemed necessary by AT&T.
- 3.4 Subscription Functions. In cases where AT&T performs subscription functions for an IXC (i.e., PIC and LPIC changes via Customer Account Record Exchange (CARE)), AT&T will in all possible instances provide the affected IXCs with the OCN of the local provider for the purpose of obtaining customer billing account and other customer information required under subscription requirements.
- 3.4.1 When Mextel's customer, served by resale or loop and port combinations, changes its PIC or LPIC, and per AT&T's FCC or state tariff the interexchange carrier elects to charge the customer the PIC or LPIC change charge, AT&T will bill the PIC or LPIC change charge to Mextel, which has the billing relationship with that customer, and Mextel may pass such charge to the customer.

Attachment 7

Billing

TABLE OF CONTENTS

| | |
|--|---|
| 1. Payment and Billing Arrangements..... | 3 |
| 2. Billing Disputes | 8 |
| 3. Non-Intercompany Settlements | 9 |

BILLING**1. Payment and Billing Arrangements**

The terms and conditions set forth in this Attachment shall apply to all services ordered and provisioned pursuant to this Agreement.

- 1.1 AT&T will bill through the Carrier Access Billing System (CABS), Integrated Billing System (IBS) and/or the Customer Records Information Systems (CRIS) depending on the particular service(s) provided to Mextel under this Agreement. AT&T will use its best efforts to format bills in CABS Billing Output Specification (CBOS) standard format. AT&T's billing format may change in accordance with applicable industry standards; provided, however, that AT&T may, in some instances, not apply CBOS standard format for certain types of billing for certain products and services. Billing in a format other than CBOS shall not be the basis of any Mextel dispute or withholding of payment.
 - 1.1.1 For any service(s) AT&T receives from Mextel, Mextel shall bill AT&T in CBOS format.
 - 1.1.2 Any switched access charges associated with interexchange carrier access to the resold local exchange lines will be billed by, and due to AT&T.
 - 1.1.3 AT&T will render bills each month on established bill days for each of Mextel's accounts. If either Party requests multiple billing media or additional copies of the bills, the billing Party will provide these at the rates set forth in BellSouth's FCC No. 1 Tariff, Section 13.3.6.3, except for resold services which shall be at the rates set forth in AT&T's Non-Regulated Services Pricing List N6.
 - 1.1.4 AT&T will bill Mextel in advance for all services to be provided during the ensuing billing period except charges associated with service usage and nonrecurring charges, which will be billed in arrears.
 - 1.1.4.1 For resold services, charges for services will be calculated on an individual customer account level, including, if applicable, any charge for usage or usage allowances. AT&T will also bill Mextel, and Mextel will be responsible for and remit to AT&T, all charges applicable to said services including but not limited to 911 and E911 charges, EUCL charges, federal subscriber line charges, telecommunications relay charges, and franchise fees, unless otherwise ordered by a Commission.
 - 1.1.5 AT&T will not perform billing and collection services for Mextel as a result of the execution of this Agreement.
- 1.2 Establishing Accounts and Subsequent State Certifications. After submitting a credit profile and deposit, if required, and after receiving certification as a local exchange carrier from the appropriate Commission, Mextel will provide the appropriate AT&T Senior Carriers Accounts Manager responsible for new CLEC activation, the necessary documentation to enable AT&T to establish accounts for Local Interconnection, Network Elements and Other Services and/or resold services. Such documentation shall include the Application for Master Account, if applicable, proof of authority to provide Telecommunications Services, the appropriate OCN for each state as assigned by the NECA, CIC, if applicable, ACNA, if applicable, AT&T's blanket form LOA, Misdirected

Number form, and a tax exemption certificate, if applicable. Notwithstanding anything to the contrary in this Agreement, Mextel may not order services under a new account and/or subsequent state certification, established in accordance with this Section until thirty (30) days after all information specified in this Section is received from Mextel.

- 1.2.1 ACNAs. Mextel shall provide AT&T with documentation from Telcordia identifying the ACNA assigned to it by Telcordia (as applicable) in the same legal name as reflected in the preamble to this Agreement. Such ACNA will be used by Mextel to order services pursuant to this Agreement and will not be shared by Mextel with another entity.
- 1.2.2 Company Identifiers. If Mextel needs to change, add to, eliminate or convert its OCN(s), ACNAs and other identifying codes (collectively “Company Identifiers”) under which it operates when Mextel has already been conducting business utilizing those Company Identifiers, Mextel shall follow the Mergers and Acquisitions Process as described on AT&T’s Wholesale – Southeast Region Web site, and shall be subject to separately negotiated rates, terms and conditions.
- 1.2.3 Tax Exemption. It is the responsibility of Mextel to provide AT&T with a properly completed tax exemption certificate in the current version of the form customarily used by AT&T and at intervals required by the appropriate taxing authorities or reasonably requested by AT&T. A tax exemption certificate must be supplied for each individual Mextel entity purchasing Services under this Agreement. Upon AT&T’s receipt of a properly completed tax exemption certificate, subsequent billings to Mextel will not include those taxes or fees from which Mextel is exempt. Prior to receipt of a properly completed exemption certificate, AT&T shall bill, and Mextel shall pay all applicable taxes and fees. In the event that Mextel believes that it is entitled to an exemption from and refund of taxes with respect to the amount billed prior to AT&T’s receipt of a properly completed exemption certificate, AT&T shall assign to Mextel its rights to claim a refund of such taxes. If applicable law prohibits the assignment of tax refund rights or requires the claim for refund of such taxes to be filed by AT&T, AT&T shall, after receiving a written request from Mextel and at Mextel’s sole expense, pursue such refund claim on behalf of Mextel, provided that Mextel promptly reimburses AT&T for any costs and expenses incurred by AT&T in pursuing such refund claim; and, provided further, that AT&T shall have the right to deduct any such outstanding costs and expenses from the amount of any refund obtained prior to remitting such refund to Mextel or to deduct any such outstanding costs and expenses from any amounts owed by AT&T to Mextel if no refund is obtained. Mextel shall be solely responsible for the computation, tracking, reporting and payment of all taxes and fees associated with the services provided by Mextel to its customers.
- 1.3 Deposit Policy. Prior to the inauguration of service or, thereafter, upon AT&T’s request, Mextel shall complete the AT&T Credit Profile (AT&T form) and provide information to AT&T regarding Mextel’s credit and financial condition. Based on AT&T’s analysis of the AT&T Credit Profile and other relevant information regarding Mextel’s credit and financial condition, AT&T reserves the right to require Mextel to provide AT&T with a suitable form of security deposit for Mextel’s account(s). If, in AT&T’s sole discretion, circumstances so warrant and/or Mextel’s gross monthly billing has increased, AT&T reserves the right to request additional security (or to require a security deposit if none was previously requested) and/or file a Uniform Commercial Code (UCC-1) security interest in Mextel’s “accounts receivables and proceeds”.

- 1.3.1 Security deposit shall take the form of cash, an irrevocable letter of credit (AT&T form), surety bond (AT&T form) or, in AT&T's sole discretion, some other form of security proposed by Mextel and accepted by AT&T. Any such security deposit shall in no way release Mextel from its obligation to make complete and timely payments of its bill(s). If AT&T requires Mextel to provide a security deposit, Mextel shall provide such security deposit prior to the inauguration of service or within fifteen (15) days of AT&T's request, as applicable. Security deposit request notices will be sent to Mextel via certified mail or overnight delivery. Such notice period will start the day after the deposit request notice is rendered by certified mail or overnight delivery. Interest on a cash security deposit shall accrue and be applied or refunded in accordance with the terms in AT&T's GSST.
- 1.3.2 Security deposits collected under this Section shall not exceed two (2) months' estimated billing for services pursuant to this Agreement. Estimated billings are calculated based upon the monthly average of the previous six (6) months current billings, if Mextel has received service from AT&T during such period at a level comparable to that anticipated to occur over the next six (6) months. If either Mextel or AT&T has reason to believe that the level of service to be received during the next six (6) months will be materially higher or lower than received in the previous six (6) months, Mextel and AT&T shall agree on a level of estimated billings based on all relevant information.
- 1.3.3 In the event Mextel fails to provide AT&T with a suitable form of security deposit or additional security deposit as required herein, defaults on its account(s), or otherwise fails to make any payment or payments required under this Agreement in the manner and within the time required, service to Mextel may be Suspended, Discontinued or Terminated in accordance with the terms of Section 1.5 below. Upon Termination of services, AT&T shall apply any security deposit to Mextel's final bill for its account(s). If no bill is rendered to Mextel, AT&T shall, nevertheless, apply any security deposit to Mextel's outstanding balance.
- 1.3.3.1 At least seven (7) days prior to the expiration of any letter of credit provided by Mextel as security under this Agreement, Mextel shall renew such letter of credit or provide AT&T with evidence that Mextel has obtained a suitable replacement for the letter of credit. If Mextel fails to comply with the foregoing, AT&T shall thereafter be authorized, in its sole discretion, to draw down the full amount of such letter of credit and utilize the cash proceeds as security for Mextel accounts(s). If Mextel provides a security deposit or additional security deposit in the form of a surety bond as required herein, Mextel shall renew the surety bond or provide AT&T with evidence that Mextel has obtained a suitable replacement for the surety bond at least seven (7) days prior to the cancellation date of the surety bond. If Mextel fails to comply with the foregoing, AT&T shall thereafter be authorized, in its sole discretion, to take action on the surety bond and utilize the cash proceeds as security for Mextel's account(s). If the credit rating of any bonding company that has provided Mextel with a surety bond provided as security hereunder has fallen below B, AT&T will provide written notice to Mextel that Mextel must provide a replacement bond or other suitable security within fifteen (15) days of AT&T's written notice. If Mextel fails to comply with the foregoing, AT&T shall thereafter be authorized, in its sole discretion, to take action on the surety bond and utilize the cash proceeds as security for Mextel's account(s). Notwithstanding anything contained in this Agreement to the contrary, AT&T shall be authorized, in its sole discretion, to draw down the full amount of any letter of credit or take action on any surety bond provided by Mextel as security hereunder if Mextel defaults on its account(s) or otherwise fails to make any payment or payments required under this Agreement in the manner and within the time, as required herein and apply the cash proceeds to

any outstanding balance on Mextel's accounts and utilize any remaining cash proceeds as security for Mextel's account(s).

- 1.4 Payment Responsibility. Payment of all charges will be the responsibility of Mextel. Mextel shall pay invoices by utilizing wire transfer services or automatic clearing house services. Mextel shall make payment to AT&T for all services billed including disputed amounts. AT&T will not become involved in billing disputes that may arise between Mextel and Mextel's customer.
- 1.4.1 Payment Due. Payment for services provided by AT&T, including disputed charges, is due on or before the next bill date. Information required to apply payments must accompany the payment. The information must notify AT&T of Billing Account Numbers (BAN) paid; invoices paid and the amount to be applied to each BAN and invoice (Remittance Information). Payment is considered to have been made when the payment and Remittance Information are received by AT&T. If the Remittance Information is not received with payment, AT&T will be unable to apply amounts paid to Mextel's accounts. In such event, AT&T shall hold such funds until the Remittance Information is received. If AT&T does not receive the Remittance Information by the payment due date for any account(s), late payment charges shall apply.
- 1.4.1.1 Due Dates. If the payment due date falls on a Sunday or on a holiday that is observed on a Monday, the payment due date shall be the first non-holiday day following such Sunday or holiday. If the payment due date falls on a Saturday or on a holiday which is observed on Tuesday, Wednesday, Thursday, or Friday, the payment due date shall be the last non-holiday day preceding such Saturday or holiday. If payment is not received by the payment due date, a late payment charge, as set forth in Section 1.4.1.2, below, shall apply.
- 1.4.1.2 Late Payment. If any portion of the payment is not received by AT&T on or before the payment due date as set forth above, or if any portion of the payment is received by AT&T in funds that are not immediately available to AT&T, then a late payment and/or interest charge shall be due to AT&T. The late payment and/or interest charge shall apply to the portion of the payment not received and shall be assessed as set forth in Section A2 of AT&T's GSST, Section B2 of the Private Line Service Tariff or Section E2 of the AT&T intrastate Access Services Tariff, or pursuant to the applicable state law as determined by AT&T. In addition to any applicable late payment and/or interest charges, Mextel may be charged a fee for all returned checks at the rate set forth in Section A2 of AT&T's GSST or pursuant to the applicable state law.
- 1.5 Discontinuing Service to Mextel. The procedures for discontinuing service to Mextel are as follows:
- 1.5.1 In order of severity, Suspend/Suspension, Discontinue/Discontinuance and Terminate/Termination are defined as follows for the purposes of this Attachment:
- 1.5.1.1 Suspend/Suspension is the temporary restriction of the billed Party's access to the ordering systems and/or access to the billed Party's ability to initiate PIC-related changes. In addition, during Suspension, pending orders may not be completed and orders for new service or changes to existing services may not be accepted.
- 1.5.1.2 Discontinue/Discontinuance is the denial of service by the billing Party to the billed Party that will result in the disruption and discontinuation of service to the billed Party's customers. Additionally,

at the time of Discontinuance, AT&T will remove any Local Service Freezes in place on the billed Party's customers.

- 1.5.1.3 Terminate/Termination is the disconnection of service by the billing Party to the billed Party.
- 1.5.2 AT&T reserves the right to Suspend, Discontinue or Terminate service in the event of prohibited, unlawful or improper use of AT&T facilities or service, abuse of AT&T facilities, or any other violation or noncompliance by Mextel of the rules and regulations of AT&T's tariffs.
- 1.5.3 Suspension. If payment of amounts due as described herein is not received by the bill date in the month after the original bill date, or fifteen (15) days from the date of a deposit request in the case of security deposits, AT&T will provide written notice to Mextel that services will be Suspended if payment of such amounts, and all other amounts that become past due before Suspension, is not received by wire transfer, automatic clearing house or cashier's check in the manner set forth in Section 1.4.1 above, or in the case of a security deposit request, in the manner set forth in Section 1.3.1 above: (1) within seven (7) days following such notice for CABS billed services; (2) within fifteen (15) days following such notice for CRIS and IBS billed services; and (3) within seven (7) days following such notice for security deposit requests.
- 1.5.3.1 The Suspension notice shall also provide that all past due charges for CRIS and IBS billed services, and all other amounts that become past due for such services before Discontinuance, must be paid within thirty (30) days from the date of the Suspension notice to avoid Discontinuance of CRIS and IBS billed services.
- 1.5.3.2 For CABS billed services, AT&T will provide a Discontinuance notice that is separate from the Suspension notice, that all past due charges for CABS billed Services, and all other amounts that become past due for such services before Discontinuance, must be paid within thirty (30) days from the date of the Suspension notice to avoid Discontinuance of CABS billed services. This Discontinuance notice may be provided at the same time that AT&T provides the Suspension notice.
- 1.5.4 Discontinuance. If payment of amounts due as described herein is not received by the bill date in the month after the original bill date, AT&T will provide written notice that AT&T may discontinue the provision of existing services to Mextel if payment of such amounts, and all other amounts that become past due before Discontinuance, including requested security deposits, is not received by wire transfer, automatic clearing house or cashier's check in the manner set forth in Section 1.4.1 above or in the case of a deposit in accordance with Section 1.3.1 above, within thirty (30) days following such written notice; provided, however, that AT&T may provide written notice that such existing services may be Discontinued within fifteen (15) days following such notice, subject to the criteria described in Section 1.5.4.1 below.
- 1.5.4.1 AT&T may take the action to Discontinue the provision of existing service upon fifteen (15) days from the day after AT&T provides written notice of such Discontinuance if (a) such notice is sent by certified mail or overnight delivery; (b) Mextel has not paid all amounts due pursuant to a subject bill(s), or has not provided adequate security pursuant to a deposit request; and (c) either:

- (1) AT&T has sent the subject bill(s) to Mextel within seven (7) business days of the bill date(s), verifiable by records maintained by AT&T:
 - i. in paper or CDROM form via the United States Postal Service (USPS), or
 - ii. in magnetic tape form via overnight delivery, or
 - iii. via electronic transmission; or
- (2) AT&T has sent the subject bill(s) to Mextel, using one of the media described in (1) above, more than thirty (30) days before notice to Discontinue service has been rendered.

1.5.4.2 In the case of Discontinuance of services, all billed charges, as well as applicable disconnect charges, shall become due.

1.5.4.3 Mextel is solely responsible for notifying the customer of the Discontinuance of service. If, within seven (7) days after Mextel's services have been Discontinued, Mextel pays, by wire transfer, automatic clearing house or cashier's check, all past due charges, including late payment charges, outstanding security deposit request amounts if applicable and any applicable restoral charges as set forth in Section A4 of AT&T's GSST, then AT&T will reestablish service for Mextel.

1.5.5 Termination. If within seven (7) days after Mextel's service has been Discontinued and Mextel has failed to pay all past due charges as described above, then Mextel's service will be Terminated.

2. Billing Disputes

2.1 Mextel shall electronically submit all billing disputes to AT&T using the form specified by AT&T. In the event of a billing dispute, the Parties will endeavor to resolve the dispute within sixty (60) days of the notification date. Within five (5) business days of AT&T's denial, or partial denial, of the billing dispute, if Mextel is not satisfied with AT&T's resolution of the billing dispute or if no response to the billing dispute has been received by Mextel by such sixtieth (60th) day, Mextel must pursue the escalation process as outlined in the Billing Dispute Escalation Matrix, set forth on AT&T's Wholesale – Southeast Region Web site, or the billing dispute shall be considered denied and closed. If, after escalation, the Parties are unable to reach resolution, then the aggrieved Party, if it elects to pursue the dispute shall pursue dispute resolution in accordance with General Terms and Conditions.

2.2 For purposes of this Section 2, a billing dispute means a reported dispute submitted pursuant to Section 2.1 above of a specific amount of money actually billed by AT&T within twelve (12) months of the submission of such dispute. Mextel agrees to not submit billing disputes for amounts billed more than twelve (12) months prior to submission of a billing dispute filed for amounts billed. The billing dispute must be clearly explained by Mextel and supported by written documentation, which clearly shows the basis for disputing charges. The determination as to whether the billing dispute is clearly explained or clearly shows the basis for disputing charges shall be within AT&T's sole reasonable discretion. Disputes that are not clearly explained or those that do not provide complete information may be rejected by AT&T. Claims by Mextel for damages of any kind will not be considered a billing dispute for purposes of this Section. If AT&T resolves the billing dispute, in

whole or in part, in favor of Mextel, any credits and interest due to Mextel as a result thereof shall be applied to Mextel's account by AT&T upon resolution of the billing dispute.

3. Non-InterCompany Settlements

- 3.1 Direct Participants are Telecommunications carriers that exchange data directly with other Direct Participants via the Centralized Message Distribution System (CMDS) Data Center (Direct Participant) and may act as host companies (Host) for those Telecommunications carriers that do not exchange data directly via the CMDS Data Center.
- 3.2 The Non-InterCompany Settlements (NICS) is the national system administered by Telcordia that is used in the settlement of revenues for calls that are originated and billed by two (2) different local exchange carriers (LEC) within a single Direct Participant's territory to another for billing. NICS applies to calls involving another LEC where the Earning Company and the Billing Company are located within AT&T's Southeast Region 9-State.
- 3.3 In association with message distribution service, AT&T will provide Mextel with associated intercompany settlements reports as appropriate.
- 3.4 Notwithstanding anything in this Agreement to the contrary, in no case shall either Party be liable to the other for any direct or consequential damages incurred as a result of the obligations set out in this Section 3.
- 3.5 Intercompany Settlements Messages
- 3.5.1 Intercompany Settlements Messages facilitate the settlement of revenues associated with traffic originated from or billed by Mextel as a facilities based provider of local exchange Telecommunications Services.
- 3.5.2 AT&T will receive the monthly NICS reports from Telcordia on behalf of Mextel and will distribute copies of these reports to Mextel on a monthly basis.
- 3.5.3 Through NICS, AT&T will collect the revenue earned by Mextel within the AT&T Southeast Region 9-State from another LEC also within the AT&T Southeast Region 9-State where the messages are billed, less a per message billing and collection fee of five cents (\$0.05), on behalf of Mextel. AT&T will remit the revenue billed by Mextel within the AT&T Southeast Region 9-State to the LEC also within the AT&T Southeast Region 9-State, where the messages originated, less a per message billing and collection fee of five cents (\$0.05). These two (2) amounts will be netted together by AT&T and the resulting charge or credit issued to Mextel via a CABS miscellaneous bill on a monthly basis in arrears.
- 3.5.4 AT&T and Mextel agree that monthly netted amounts of less than fifty dollars (\$50.00) will not be settled.

Attachment 8

Rights-of-Way, Conduits and Pole Attachments

Rights-of-Way, Conduits and Pole Attachments

AT&T will provide nondiscriminatory access to any pole, duct, conduit, or right-of-way owned or controlled by AT&T pursuant to 47 U.S.C. § 224, as amended by the Act, pursuant to terms and conditions of a separate license agreement negotiated with AT&T.

Attachment 9

Service Quality Measurements

SERVICE QUALITY MEASUREMENTS

Upon a particular Commission's issuance of an order pertaining to Service Quality Measurements in a proceeding expressly applicable to all CLECs generally, AT&T shall implement in that state such Service Quality Measurements as of the date specified by the Commission. Service Quality Measurements that have been ordered in a particular state can currently be accessed via the internet at <http://pmap.wholesale.att.com>.

Attachment 10

AT&T Disaster Recovery Plan

CONTENTS

PAGE

| | | |
|-------|---|---|
| 1.0 | Purpose | 2 |
| 2.0 | Single Point of Contact | 2 |
| 3.0 | Identifying the Problem | 2 |
| 3.1 | Site Control | 3 |
| 3.2 | Environmental Concerns | 4 |
| 4.0 | The Emergency Control Center (ECC) | 4 |
| 5.0 | Recovery Procedures | 5 |
| 5.1 | CLEC Outage | 5 |
| 5.2 | AT&T Outage | 5 |
| 5.2.1 | Loss of Central Office | 6 |
| 5.2.2 | Loss of a Central Office with Serving Wire Center Functions | 6 |
| 5.2.3 | Loss of a Central Office with Tandem Functions | 6 |
| 5.2.4 | Loss of a Facility Hub | 7 |
| 5.3 | Combined Outage (CLEC and AT&T Equipment) | 7 |
| 6.0 | T1 Identification Procedures | 7 |
| 7.0 | Acronyms | 8 |

1.0 PURPOSE

In the unlikely event of a disaster occurring that affects AT&T's long-term ability to deliver traffic to a CLEC, general procedures have been developed by AT&T to hasten the recovery process in accordance with the Telecommunications Service Priority (TSP) Program established by the FCC to identify and prioritize telecommunication services that support national security or emergency preparedness (NS/EP) missions. A description of the TSP Program as it may be amended from time to time is available on AT&T's Wholesale – Southeast Region Web site. Since each location is different and could be affected by an assortment of potential problems, a detailed recovery plan is impractical. However, in the process of reviewing recovery activities for specific locations, some basic procedures emerge that appear to be common in most cases.

These general procedures should apply to any disaster that affects the delivery of traffic for an extended time period. Each CLEC will be given the same consideration during an outage, and service will be restored as quickly as possible.

This document will cover the basic recovery procedures that would apply to every CLEC.

2.0 SINGLE POINT OF CONTACT

When a problem is experienced, regardless of the severity, the AT&T Network Management Center (NMC) will observe traffic anomalies and begin monitoring the situation. Controls will be appropriately applied to insure the sanity of AT&T's network; and, in the event that a switch or facility node is lost, the NMC will attempt to circumvent the failure using available reroutes.

AT&T's NMC will remain in control of the restoration efforts until the problem has been identified as being a long-term outage. At that time, the NMC will contact AT&T's ECC and relinquish control of the recovery efforts. Even though the ECC may take charge of the situation, the NMC will continue to monitor the circumstances and restore traffic as soon as damaged network elements are revitalized.

The telephone number for the AT&T Network Management Center in Atlanta, as published in Telcordia's National Network Management Directory, is 404-321-2516.

3.0 IDENTIFYING THE PROBLEM

During the early stages of problem detection, the NMC will be able to tell which CLECs are affected by the catastrophe. Further analysis and/or first hand observation will determine if the disaster has affected CLEC equipment only, AT&T equipment only or a combination. The initial restoration activity will be largely determined by the equipment that is affected.

Once the nature of the disaster is determined and after verifying the cause of the problem, the NMC will initiate reroutes and/or transfers that are jointly agreed upon by the affected CLECs' Network Management Center and the AT&T NMC. The type and percentage of controls used will depend upon available network capacity. Controls necessary to stabilize the situation will be invoked and the NMC will attempt to re-establish as much traffic as possible.

For long-term outages, recovery efforts will be coordinated by the ECC. Traffic controls will continue to be applied by the NMC until facilities are re-established. As equipment is made available for service, the ECC will instruct the NMC to begin removing the controls and allow traffic to resume.

3.1 SITE CONTROL

In the total loss of building use scenario, what likely exists will be a smoking pile of rubble. This rubble will contain many components that could be dangerous. It could also contain any personnel on the premises at the time of the disaster. For these reasons, the local fire marshal with the assistance of the police will control the site until the building is no longer a threat to surrounding properties and the companies have secured the site from the general public.

During this time, the majority owner of the building should be arranging for a demolition contractor to mobilize to the site with the primary objective of reaching the cable entrance facility for a damage assessment. The results of this assessment would then dictate immediate plans for restoration, both short term and permanent.

In a less catastrophic event, i.e., the building is still standing and the cable entrance facility is usable, the situation is more complex. The site will initially be controlled by local authorities until the threat to adjacent property has diminished. Once the site is returned to the control of the companies, the following events should occur.

An initial assessment of the main building infrastructure systems (mechanical, electrical, fire and life safety, elevators, and others) will establish building needs. Once these needs are determined, the majority owner should lead the building restoration efforts. There may be situations where the site will not be totally restored within the confines of the building. The companies must individually determine their needs and jointly assess the cost of permanent restoration to determine the overall plan of action.

Multiple restoration trailers from each company will result in the need for designated space and installation order. This layout and control is required to maximize the amount of restoration equipment that can be placed at the site, and the priority of placements.

Care must be taken in this planning to ensure other restoration efforts have logistical access to the building. Major components of telephone and building equipment will need to be removed and replaced. A priority for this equipment must also be jointly established to facilitate overall site restoration. (Example: If the AC switchgear has sustained damage, this would be of the highest priority in order to regain power, lighting, and HVAC throughout the building.)

If the site will not accommodate the required restoration equipment, the companies would then need to quickly arrange with local authorities for street closures, rights of way or other possible options available.

3.2 ENVIRONMENTAL CONCERNS

In the worse case scenario, many environmental concerns must be addressed. Along with the police and fire marshal, the state environmental protection department will be on site to monitor the situation.

Items to be concerned with in a large central office building could include:

1. Emergency engine fuel supply. Damage to the standby equipment and the fuel handling equipment could have created "spill" conditions that have to be handled within state and federal regulations.
2. Asbestos-containing materials that may be spread throughout the wreckage. Asbestos could be in many components of building, electrical, mechanical, outside plant distribution, and telephone systems.
3. Lead and acid. These materials could be present in potentially large quantities depending upon the extent of damage to the power room.
4. Mercury and other regulated compounds resident in telephone equipment.
5. Other compounds produced by the fire or heat.

Once a total loss event occurs at a large site, local authorities will control immediate clean up (water placed on the wreckage by the fire department) and site access.

At some point, the companies will become involved with local authorities in the overall planning associated with site clean up and restoration. Depending on the clean up approach taken, delays in the restoration of several hours to several days may occur.

In a less severe disaster, items listed above are more defined and can be addressed individually depending on the damage.

In each case, the majority owner should coordinate building and environmental restoration as well as maintain proper planning and site control.

4.0 THE ECC

The ECC is located in the Midtown 1 Building in Atlanta, Georgia. During an emergency, the ECC staff will convene a group of pre-selected experts to inventory the damage and initiate corrective actions. These experts have regional access to AT&T's personnel and equipment and will assume control of the restoration activity anywhere in the nine-state area.

In the past, the ECC has been involved with restoration activities resulting from hurricanes, ice storms and floods. They have demonstrated their capabilities during these calamities as well as during outages caused by human error or equipment failures. This group has an excellent record of restoring service as quickly as possible.

During a major disaster, the ECC may move emergency equipment to the affected location, direct recovery efforts of local personnel and coordinate service restoration activities with the CLECs. The ECC will attempt to restore service as quickly as possible using whatever means is available, leaving permanent solutions, such as the replacement of damaged buildings or equipment, for local personnel to administer.

Part of the ECC's responsibility, after temporary equipment is in place, is to support the NMC efforts to return service to the CLECs. Once service has been restored, the ECC will return control of the network to normal operational organizations. Any long-term changes required after service is restored will be made in an orderly fashion and will be conducted as normal activity.

5.0 RECOVERY PROCEDURES

The nature and severity of any disaster will influence the recovery procedures. One crucial factor in determining how AT&T will proceed with restoration is whether or not AT&T's equipment is incapacitated. Regardless of whose equipment is out of service, AT&T will move as quickly as possible to aid with service recovery; however, the approach that will be taken may differ depending upon the location of the problem.

5.1 CLEC OUTAGE

For a problem limited to one CLEC (or a building with multiple CLECs), AT&T has several options available for restoring service quickly. For those CLECs that have agreements with other CLECs, AT&T can immediately start directing traffic to a provisional CLEC for completion. This alternative is dependent upon AT&T having concurrence from the affected CLECs.

Whether or not the affected CLECs have requested a traffic transfer to another CLEC will not impact AT&T's resolve to re-establish traffic to the original destination as quickly as possible.

5.2 AT&T OUTAGE

Because AT&T's equipment has varying degrees of impact on the service provided to the CLECs, restoring service from damaged AT&T equipment is different. The outage will probably impact a number of Carriers simultaneously. However, the ECC will be able to initiate immediate actions to correct the problem.

A disaster involving any of AT&T's equipment locations could impact the CLECs, some more than others. A disaster at a Central Office (CO) would only impact the delivery of traffic to and from that one location, but the incident could affect many Carriers. If the CO is a Serving Wire Center (SWC), then traffic from the entire area to those Carriers served from that switch would also be impacted. If the switch functions as an Access Tandem, or there is a tandem in the building, traffic from every CO to every CLEC could be interrupted. A disaster that destroys a facility hub could disrupt various traffic flows, even though the switching equipment may be unaffected.

The NMC would be the first group to observe a problem involving AT&T's equipment. Shortly after a disaster, the NMC will begin applying controls and finding re-routes for the completion of as much traffic as possible. These reroutes may involve delivering traffic to alternate Carriers upon receiving approval from the CLECs involved. In some cases, changes in translations will be required. If the outage is caused by the destruction of equipment, then the ECC will assume control of the restoration.

5.2.1 Loss of a CO

When AT&T loses a CO, the ECC will

- a) Place specialists and emergency equipment on notice;
- b) Inventory the damage to determine what equipment and/or functions are lost;
- c) Move containerized emergency equipment and facility equipment to the stricken area, if necessary;
- d) Begin reconnecting service on a parity basis for Hospitals, Police and other emergency agencies or customers served by AT&T or CLEC in accordance with the TSP priority restoration coding scheme entered in the AT&T Maintenance database prior to the emergency.

5.2.2 Loss of a CO with SWC Functions

The loss of a CO that also serves as a SWC will be restored as described in Section 5.2.1.

5.2.3 Loss of a CO with Tandem Functions

When AT&T loses a CO building that serves as an Access Tandem and as a SWC, the ECC will

- a) Place specialists and emergency equipment on notice;
- b) Inventory the damage to determine what equipment and/or functions are lost;
- c) Move containerized emergency equipment and facility equipment to the stricken area, if necessary;
- d) Begin reconnecting service on a parity basis for Hospitals, Police and other emergency agencies or customers served by AT&T or CLEC in accordance with the TSP priority restoration coding scheme entered in the AT&T Maintenance database prior to the emergency;
- e) Re-direct as much traffic as possible to the alternate access tandem (if available) for delivery to those CLECs utilizing a different location as a SWC;
- f) Begin aggregating traffic to a location near the damaged building. From this location, begin re-establishing trunk groups to the CLECs for the delivery of traffic normally found on the direct trunk groups. (This aggregation point may be the alternate access tandem location or another CO on a primary facility route.)

5.2.4 Loss of a Facility Hub

In the event that AT&T loses a facility hub, the recovery process is much the same as above. Once the NMC has observed the problem and administered the appropriate controls, the ECC will assume authority for the repairs. The recovery effort will include

- a) Placing specialists and emergency equipment on notice;
- b) Inventorying the damage to determine what equipment and/or functions are lost;
- c) Moving containerized emergency equipment to the stricken area, if necessary;
- d) Reconnecting service on a parity basis for Hospitals, Police and other emergency agencies or customers served by AT&T or CLEC in accordance with the TSP priority restoration coding scheme entered in the AT&T Maintenance database prior to the emergency; and
- e) If necessary, AT&T will aggregate the traffic at another location and build temporary facilities. This alternative would be viable for a location that is destroyed and building repairs are required.

5.3 COMBINED OUTAGE (CLEC AND AT&T EQUIPMENT)

In some instances, a disaster may impact AT&T's equipment as well as the CLECs'. This situation will be handled in much the same way as described in Section 5.2.3. Since AT&T and the CLECs will be utilizing temporary equipment, close coordination will be required.

6.0 T1 IDENTIFICATION PROCEDURES

During the restoration of service after a disaster, AT&T may be forced to aggregate traffic for delivery to a CLEC. During this process, T1 traffic may be consolidated onto DS3s and may become unidentifiable to the Carrier. Because resources will be limited, AT&T may be forced to "package" this traffic entirely differently than normally received by the CLECs. Therefore, a method for identifying the T1 traffic on the DS3s and providing the information to the Carriers is required.

7.0 ACRONYMS

| | | |
|------|---|---|
| CLEC | - | Competitive Local Exchange Carrier |
| CO | - | Central Office (AT&T) |
| DS3 | - | Facility that carries 28 T1s (672 circuits) |
| ECC | - | Emergency Control Center (AT&T) |
| NMC | - | Network Management Center |
| SWC | - | Serving Wire Center (AT&T switch) |
| T1 | - | Facility that carries 24 circuits |
| TSP | - | Telecommunications Service Priority |

Hurricane Information

During a hurricane, AT&T will make every effort to keep CLECs updated on the status of our network. Information centers will be set up throughout AT&T. These centers are not intended to be used for escalations, but rather to keep the CLEC informed of network related issues, area damages and dispatch conditions, etc.

Hurricane-related information can also be found on AT&T's Wholesale - Southeast Web site by clicking on the link "Relief Information" in the special alert box located on the Web page. Additionally, information concerning Mechanized Disaster Reports can also be found by clicking on the link "Click here for information concerning Disaster Recovery Reports" on the Hurricane Relief page.

AT&T Disaster Management Plan

AT&T maintenance centers have geographical and redundant communication capabilities. In the event of a disaster removing any maintenance center from service another geographical center would assume maintenance responsibilities. The contact numbers will not change and the transfer will be transparent to the CLEC.

Attachment 11

Bona Fide Request and New Business Request Process

BONA FIDE REQUEST AND NEW BUSINESS REQUEST PROCESS**1. Bona Fide Request**

- 1.1 The Parties agree that Mextel is entitled to order any Network Element, interconnection option or service option required to be made available by FCC or Commission requirements pursuant to the Act. A Bona Fide Request (BFR) is to be used when Mextel makes a request of AT&T to provide a new or modified Network Element, interconnection option or other service option pursuant to the Act that was not previously provided for in this Agreement.
- 1.2 A BFR shall be submitted in writing by Mextel and shall specifically identify the requested service date, technical requirements, space requirements and/or such other specifications that clearly define the request such that AT&T has sufficient information to analyze and prepare a response. Such a request shall also include Mextel's designation of the request as being pursuant to the Telecommunications Act of 1996 (i.e., a BFR). The request shall be sent to Mextel's designated AT&T Sales contact or Senior Carriers Accounts Manager.
- 1.3 Within two (2) business days of receipt of a BFR, AT&T shall acknowledge in writing its receipt and identify a single point of contact responsible for responding to the BFR and shall request any additional information needed to process the request to the extent known at that time. Notwithstanding the foregoing, AT&T may reasonably request additional information from Mextel at any time during the processing of the BFR.
- 1.4 Within thirty (30) business days of AT&T's receipt of the BFR, if the preliminary analysis of the requested BFR is not of such complexity that it will cause AT&T to expend extraordinary resources to evaluate the BFR, AT&T shall respond to Mextel by providing a preliminary analysis of the new or modified Network Element or interconnection option not ordered by the FCC or Commission that is the subject of the BFR. The preliminary analysis shall either confirm that AT&T will offer access to the new or modified Network Element, interconnection option or service option or confirm that AT&T will not offer the new or modified Network Element, interconnection option or service option.
- 1.5 For any new or modified Network Element, interconnection option or service option not ordered by the FCC or Commission, if the preliminary analysis states that AT&T will offer the new or modified Network Element, interconnection option or service option, the preliminary analysis will include an estimate of the costs of utilizing existing resources, both personnel and systems, in the development including, but not limited to, request parameters analysis, determination of impacted AT&T departments, determination of required resources, project management resources, etc. (Development Rate) including a general breakdown of such costs associated with the Network Element, interconnection option or service option and the date the request can be met. If the preliminary analysis states that AT&T will not offer the new or modified Network Element, interconnection option or service option, AT&T will provide an explanation of why the request is not technically feasible, does not qualify as a BFR for the new or modified Network Element, interconnection option or service option, should actually be submitted as a New Business Request (NBR) or is otherwise not required to be provided under the Act. If AT&T cannot

provide the Network Element, interconnection option or service option by the requested date, AT&T shall provide an alternative proposed date together with a detailed explanation as to why AT&T is not able to meet Mextel's requested date.

- 1.6 For any new or modified Network Element, interconnection option or service option not ordered by the FCC or Commission, if AT&T determines that the preliminary analysis of the requested BFR is of such complexity that it will cause AT&T to expend extraordinary resources to evaluate the BFR, AT&T shall notify Mextel within ten (10) business days of AT&T's receipt of BFR that a fee will be required prior to the preliminary evaluation of the BFR. Such fee shall be limited to AT&T's extraordinary expenses directly related to the complex request that require the allocation and engagement of additional resources above the existing allocated resources used on BFR cost development which include, but are not limited to, expenditure of funds to develop feasibility studies, specific resources that are required to determine request requirements (such as operation support system analysts, technical managers, software developers), software impact analysis by specific software developers; software architecture development, hardware impact analysis by specific system analysts, etc. and the request for such fee shall be accompanied with a general breakdown of such costs. If Mextel accepts the complex request evaluation fee proposed by AT&T, Mextel shall submit such fee within thirty (30) business days of AT&T's notice that a complex request evaluation fee is required. Within thirty (30) business days of AT&T's receipt of the complex request evaluation fee, AT&T shall respond to Mextel by providing a preliminary analysis, consistent with Section 1.4 above.
- 1.7 Mextel may cancel a BFR at any time up until thirty (30) business days after receiving AT&T's preliminary analysis. If Mextel cancels the BFR within thirty (30) business days after receipt of AT&T's preliminary analysis, AT&T shall be entitled to keep any complex request evaluation fee submitted in accordance with Section 1.6 above, minus those costs included in the fee that have not been incurred as of the date of cancellation.
- 1.8 Mextel will have thirty (30) business days from receipt of preliminary analysis to accept the preliminary analysis or cancel the BFR. If Mextel fails to respond within this thirty (30) business day period, the BFR will be deemed cancelled. Acceptance of the preliminary analysis must be in writing and accompanied by the estimated Development Rate for the new or modified Network Element, interconnection option or service option quoted in the preliminary analysis.
- 1.9 Notwithstanding any other provision of this Agreement, AT&T shall propose a firm price quote, including the firm Development Rate, the firm nonrecurring rate and the firm recurring rate, and a detailed implementation plan within ten (10) business days of receipt of Mextel's accurate BFR application for a Network Element, interconnection option or service option that is operational at the time of the request; thirty (30) business days of receipt of Mextel's accurate BFR application for a new or modified Network Element, interconnection option or service option ordered by the FCC or Commission; and within sixty (60) business days of receipt of Mextel's accurate BFR application for a new or modified Network Element, interconnection option or service option not ordered by the FCC or Commission or not operational at the time of the request. The firm nonrecurring rate will not include any of the Development Rate or the complex request evaluation fee, if

required, in the calculation of this rate. Such firm price quote shall not exceed the estimate provided with the preliminary analysis by more than twenty-five percent (25%).

- 1.10 Mextel shall have thirty (30) business days from receipt of firm price quote to accept or deny the firm price quote and submit any additional Development or nonrecurring rates quoted in the firm price quote.
- 1.11 Unless Mextel agrees otherwise, all prices shall be consistent with the applicable pricing principles and provisions of the Act.
- 1.12 If Mextel believes that AT&T's firm price quote is not consistent with the requirements of the Act, either Party may seek dispute resolution in accordance with the dispute resolution provisions set forth in General Terms and Conditions.
- 1.13 Upon agreement to the rates, terms and conditions of a BFR, the Parties shall negotiate in good faith an amendment to this Agreement.

2 New Business Request

- 2.1 Mextel also shall be permitted to request the development of new or modified facilities or service options which may not be required by the Act. Procedures applicable to requesting the addition of such elements, services and options are specified in this Attachment. A NBR is to be used by Mextel to make a request of AT&T for a new or modified feature or capability of an existing product or service, a new product or service that is not deployed within the AT&T network or operations and business support systems, or a new or modified service option that was not previously included in this Agreement (Requested NBR Services) and is not required by the Act.
- 2.2 An NBR shall be submitted in writing by Mextel and shall specifically identify the requested service date, technical requirements, space requirements and/or such specifications that clearly define the request such that AT&T has sufficient information to analyze and prepare a response. The request shall be sent to Mextel's designated AT&T Sales contact or Senior Carrier Accounts Carrier.
- 2.3 Within two (2) business days of receipt of an NBR, AT&T shall acknowledge in writing its receipt and identify a single point of contact responsible for responding to the NBR and shall request any additional information needed to process the request to the extent known at that time. Notwithstanding the foregoing, AT&T may reasonably request additional information from Mextel at any time during the processing of the NBR.
- 2.4 If the preliminary analysis of the requested NBR is not of such complexity that it will cause AT&T to expend extraordinary resources to evaluate the NBR, within thirty (30) business days of its receipt of the NBR, AT&T shall respond to Mextel by providing a preliminary analysis of such Requested NBR Services that are the subject of the NBR. The preliminary analysis shall either confirm that AT&T will offer access to the Requested NBR Services or confirm that AT&T will not offer the Requested NBR Services.

- 2.5 If the preliminary analysis states that AT&T will offer the Requested NBR Services, the preliminary analysis will include an estimate of the Development Rate including a general breakdown of costs and the date the request can be met. If AT&T cannot provide the Requested NBR Service by the requested date, it shall provide an alternative proposed date together with a detailed explanation as to why AT&T is not able to meet Mextel's requested date.
- 2.6 If AT&T determines that the preliminary analysis of the requested NBR is of such complexity that it will cause AT&T to expend extraordinary resources to evaluate the NBR, AT&T shall notify Mextel within ten (10) business days of AT&T's notice that a complex request evaluation fee is required prior to the evaluation of the NBR. Such fee shall be limited to AT&T's extraordinary expenses directly related to the complex request. If Mextel accepts the complex request evaluation fee amount proposed by AT&T, Mextel shall submit such complex request evaluation fee within thirty (30) business days of AT&T's notice that a complex request evaluation fee is required.
- 2.7 Within thirty (30) business days of AT&T's receipt of the complex request evaluation fee, AT&T shall respond to Mextel by providing a preliminary analysis of such Requested NBR Services.
- 2.8 Mextel may cancel an NBR at any time. If Mextel cancels the request more than ten (10) business days after submitting it, Mextel shall pay AT&T's reasonable and demonstrable costs of processing and/or implementing the NBR up to the date of cancellation in addition to any fee submitted in accordance with Section 1.6 above.
- 2.9 Mextel will have thirty (30) business days from receipt of the preliminary analysis to accept the preliminary analysis or cancel the NBR. If Mextel fails to respond within this thirty (30) business day period, the NBR will be deemed cancelled.
- 2.10 Acceptance of the preliminary analysis must be in writing and accompanied by the estimated Development Rate for the Requested NBR Services quoted in the preliminary analysis.
- 2.11 AT&T shall propose a firm price quote including the firm Development Rate, the firm nonrecurring rate, and the firm recurring rate, and a detailed implementation plan within ten (10) business days of receipt of Mextel's accurate NBR application for a Requested NBR Service that is operational at the time of the request and within sixty (60) business days of receipt of Mextel's accurate NBR application for the Requested NBR Services not operational at the time of the request. The firm nonrecurring rate will not include any of the Development Rate or the complex request evaluation fee, if required, in the calculation of this rate. Such firm price quote shall not exceed the estimate provided with the preliminary analysis by more than twenty-five percent (25%).
- 2.12 Mextel shall have thirty (30) business days from receipt of the firm price quote to accept or deny the firm price quote and submit any additional nonrecurring, non-refundable fees quoted in the firm price quote. If the firm price quote is less than the preliminary analysis' estimate of the Development Rate, AT&T will credit Mextel's account for the difference.

- 2.13 Upon agreement to the rates, terms and conditions of a NBR, an amendment to this Agreement, or a separate agreement, may be required and the Parties shall negotiate such agreement or amendment in good faith.