

BELLSOUTH® / CLEC Agreement

Customer Name: Megagate Broadband, Inc.

| | |
|--|-----|
| Megagate - Renegotiated IA | 2 |
| Table of Contents | 3 |
| General Terms and Conditions | 5 |
| Signature Page | 27 |
| Att 1 - Resale | 28 |
| Att 1 - Resale Discounts & Rates | 47 |
| Att 2 - Network Elements & Other Services | 56 |
| Att 2 - Exhibit 1, AL, MS Subsequent Transition | 103 |
| Att 2 - Exhibit 2, GA 271 | 105 |
| Exhibit 2A - 271 Rates | 112 |
| Att 2 - Network Element Rates - Exh A | 113 |
| Att 2 - Network Element Rates - Exh B | 214 |
| Att 3 - Network Interconnection | 232 |
| Att 3 - Network Element Rates | 262 |
| Att 4 - Collocation | 280 |
| Att 4 - Collocation Rates - Exhibit B | 331 |
| Att 5 - Access to Numbers and Number Portability | 377 |
| Att 6 - Ordering | 383 |
| Att 7 - Billing | 392 |
| Att 7 - CMDS Rates | 408 |
| Att 8 - Rights of Way | 417 |
| Att 9 - Perf Meas Intro | 419 |
| Att 10 - Disaster Recovery Plan | 421 |
| Att 11 - BFR and NBR Process | 430 |

Interconnection Agreement
Between
BellSouth Telecommunications, Inc.
and
Megagate Broadband, Inc.

TABLE OF CONTENTS

General Terms and Conditions

Definitions

- 1. CLEC Certification**
- 2. Term of the Agreement**
- 3. Nondiscriminatory Access .**
- 4. Court Ordered Requests for Call Detail Records and Other Subscriber Information**
- 5. Liability and Indemnification**
- 6. Intellectual Property Rights and Indemnification**
- 7. Proprietary and Confidential Information**
- 8. Resolution of Disputes**
- 9. Taxes**
- 10. Force Majeure**
- 11. Adoption of Agreements**
- 12. Modification of Agreement**
- 13. Legal Rights**
- 14. Indivisibility**
- 15. Severability**
- 16. Non-Waivers**
- 17. Governing Law**
- 18. Assignments and Transfers**
- 19. Notices**
- 20. Rule of Construction**
- 21. Headings of No Force or Effect**
- 22. Multiple Counterparts**
- 23. Filing of Agreement**
- 24. Compliance with Law**
- 25. Necessary Approvals**
- 26. Good Faith Performance**
- 27. Rates**
- 28. Rate True-Up**
- 29. Survival**
- 30. Entire Agreement**

TABLE OF CONTENTS (cont'd)

Attachment 1 - Resale

Attachment 2 - Network Elements and Other Services

Attachment 3 - Network Interconnection

Attachment 4 - Collocation

Attachment 5 - Access to Numbers and Number Portability

Attachment 6 – Pre-Ordering, Ordering, Provisioning and Maintenance and Repair

Attachment 7 - Billing

Attachment 8 - Rights-of-Way, Conduits and Pole Attachments

Attachment 9 – Service Quality Measurements

Attachment 10- BellSouth Disaster Recovery Plan

Attachment 11–Bona Fide Request and New Business Request Process

AGREEMENT GENERAL TERMS AND CONDITIONS

THIS AGREEMENT is made by and between BellSouth Telecommunications, Inc., (BellSouth), a Georgia corporation, and Megagate Broadband, Inc. (Megagate), a Delaware limited partnership, and shall be effective on the Effective Date, as defined herein. This Agreement may refer to either BellSouth or Megagate or both as a “Party” or “Parties.”

W I T N E S S E T H

WHEREAS, BellSouth is a local exchange telecommunications company authorized to provide Telecommunications Services (as defined below) in the states of Alabama, Florida, Georgia, Kentucky, Louisiana, Mississippi, North Carolina, South Carolina and Tennessee; and

WHEREAS, Megagate is or seeks to become a CLEC authorized to provide telecommunications services in the states of Alabama, Florida, Georgia, Kentucky, Louisiana, Mississippi, North Carolina, South Carolina, and Tennessee; and

WHEREAS, pursuant to Sections 251 and 252 of the Act; Megagate wishes to purchase certain services from BellSouth; and

WHEREAS, the Parties wish to interconnect their facilities, exchange traffic, and perform Local Number Portability (“LNP”) pursuant to Sections 251 and 252 of the Act as set forth herein; and

NOW THEREFORE, in consideration of the mutual agreements contained herein, BellSouth and Megagate agree as follows:

Definitions

Affiliate is defined as a person that (directly or indirectly) owns or controls, is owned or controlled by, or is under common ownership or control with, another person. For purposes of this paragraph, the term “own” means to own an equity interest (or equivalent thereof) of more than 10 percent.

Commission is defined as the appropriate regulatory agency in each state of BellSouth’s nine-state region (Alabama, Florida, Georgia, Kentucky, Louisiana, Mississippi, North Carolina, South Carolina, and Tennessee).

Competitive Local Exchange Carrier (CLEC) means a telephone company certificated by the Commission to provide local exchange service within BellSouth's franchised area.

Effective Date is defined as the date that the Agreement is effective for purposes of rates, terms and conditions and shall be ten (10) days after the date of the last signature executing the Agreement. Unless otherwise mutually agreed to by the Parties, future amendments for rate changes will be effective thirty (30) days after the date of the last signature executing the amendment.

End User means the ultimate user of the Telecommunications Service.

FCC means the Federal Communications Commission.

Telecommunications means the transmission, between or among points specified by the user, of information of the user's choosing, without change in the form or content of the information as sent and received.

Telecommunications Service means the offering of telecommunications for a fee directly to the public, or to such classes of users as to be effectively available directly to the public, regardless of the facilities used.

Telecommunications Act of 1996 (Act) means Public Law 104-104 of the United States Congress effective February 8, 1996. The Act amended the Communications Act of 1934 (47 U.S.C. Section 1 et. seq.).

1. CLEC Certification

- 1.1 Megagate agrees to provide BellSouth in writing Megagate's CLEC certification for all states covered by this Agreement except Kentucky prior to BellSouth filing this Agreement with the appropriate Commission for approval.
- 1.2 To the extent Megagate is not certified as a CLEC in each state covered by this Agreement as of the execution hereof, Megagate may not purchase services hereunder in that state. Megagate will notify BellSouth in writing and provide CLEC certification when it becomes certified to operate in any other state covered by this Agreement and upon receipt thereof, Megagate may thereafter purchase services pursuant to this Agreement in that state. BellSouth will file this Agreement with the appropriate Commission for approval.
- 1.3 Should Megagate's Commission or secretary of state (or equivalent authority) certification in any state be rescinded or otherwise terminated, BellSouth may, at its election, suspend or terminate this Agreement in such state immediately and all monies owed on all outstanding invoices for services provided in such state shall become due. Additionally, BellSouth may refuse to provide services hereunder in that state to Megagate until certification is reinstated in that state, provided notification of reinstatement is made prior to expiration of the term of this Agreement.

- 1.4 Megagate shall indemnify and hold BellSouth harmless from and against any liabilities including but not limited to, any penalty imposed upon BellSouth, or costs resulting from Megagate's submission of an order in a state where Megagate is without proper certification.

2. Term of the Agreement

- 2.1 The initial term of this Agreement shall be five (5) years, beginning on the Effective Date and shall apply to the BellSouth territory in the state(s) of Alabama, Florida, Georgia, Kentucky, Louisiana, Mississippi, North Carolina, South Carolina and Tennessee. Notwithstanding any prior agreement of the Parties, the rates, terms and conditions of this Agreement shall not be applied retroactively prior to the Effective Date.
- 2.2 The Parties agree that by no earlier than two hundred seventy (270) days and no later than one hundred and eighty (180) days prior to the expiration of the initial term of this Agreement, they shall commence negotiations for a new agreement to be effective beginning on the expiration date of this Agreement (Subsequent Agreement). If as of the expiration of the initial term of this Agreement, a Subsequent Agreement has not been executed by the Parties, then except as set forth in Sections 2.3.1 and 2.3.2 below, this Agreement shall continue on a month-to-month basis while a Subsequent Agreement is being negotiated. The Parties' rights and obligations with respect to this Agreement after expiration of the initial term shall be as set forth in Section 2.3 below.
- 2.3 If, within one hundred and thirty-five (135) days of commencing the negotiation referred to in Section 2.2 above, the Parties are unable to negotiate new terms, conditions and prices for a Subsequent Agreement, either Party may petition the Commission to establish appropriate rates, terms and conditions for the Subsequent Agreement pursuant to 47 U.S.C. 252.
- 2.3.1 Megagate may request termination of this Agreement only if it is no longer purchasing services pursuant to this Agreement. Except as set forth in Section 2.3.2 below, notwithstanding the foregoing, in the event that as of the date of expiration of the initial term of this Agreement and conversion of this Agreement to a month-to-month term, the Parties have not entered into a Subsequent Agreement and no arbitration proceeding has been filed in accordance with 2.3 above, then BellSouth may terminate this Agreement upon sixty (60) days notice to Megagate. In the event that BellSouth terminates this Agreement as provided above, BellSouth shall continue to offer services to Megagate pursuant to the rates, terms and conditions set forth in BellSouth's then current standard interconnection agreement. In the event that BellSouth's standard interconnection agreement becomes effective between the Parties, the Parties may continue to negotiate a Subsequent Agreement.

- 2.3.2 Notwithstanding Section 2.2 above, in the event that as of the expiration of the initial term of this Agreement the Parties have not entered into a Subsequent Agreement and no arbitration proceeding has been filed in accordance with Section 2.3 above and BellSouth is not providing any services under this Agreement as of the date of expiration of the initial term of this Agreement, then this Agreement shall not continue on a month to month basis but shall be deemed terminated as of the expiration date hereof.
- 2.4 In addition to as otherwise set forth in this Agreement, BellSouth reserves the right to suspend access to ordering systems, refuse to process additional or pending applications for service, or terminate service in the event of prohibited, unlawful or improper use of BellSouth's facilities or service, abuse of BellSouth's facilities or any other material breach of this Agreement, and all monies owed on all outstanding invoices shall become due.
- 2.5 If, at any time during the term of this Agreement, BellSouth is unable to contact Megagate pursuant to the Notices provision hereof or any other contact information provided by Megagate under this Agreement, and there are no active services being provisioned under this Agreement, then BellSouth may, at its discretion, terminate this Agreement, without any liability whatsoever, upon sending of notification to Megagate pursuant to the Notices section hereof.

3. Nondiscriminatory Access

When Megagate purchases Telecommunications Services from BellSouth pursuant to Attachment 1 of this Agreement for the purposes of resale to End Users, such services shall be equal in quality, subject to the same conditions, and provided within the same provisioning time intervals that BellSouth provides to others, including its End Users. To the extent technically feasible, the quality of a Network Element, as well as the quality of the access to such Network Element provided by BellSouth to Megagate shall be at least equal to that which BellSouth provides to itself and shall be the same for all Telecommunications carriers requesting access to that Network Element. The quality of the interconnection between the network of BellSouth and the network of Megagate shall be at a level that is equal to that which BellSouth provides itself, a subsidiary, an Affiliate, or any other party. The interconnection facilities shall be designed to meet the same technical criteria and service standards that are used within BellSouth's network and shall extend to a consideration of service quality as perceived by End Users and service quality as perceived by Megagate.

4 Court Ordered Requests for Call Detail Records and Other Subscriber Information

- 4.1 Subpoenas Directed to BellSouth. Where BellSouth provides resold services for Megagate, BellSouth shall respond to subpoenas and court ordered requests delivered directly to BellSouth for the purpose of providing call detail records when the targeted telephone numbers belong to Megagate End Users. Billing for such requests will be generated by BellSouth and directed to the law enforcement

agency initiating the request. BellSouth shall maintain such information for Megagate End Users for the same length of time it maintains such information for its own End Users.

- 4.2 Subpoenas Directed to Megagate. Where BellSouth is providing resold services to Megagate, then Megagate agrees that in those cases where Megagate receives subpoenas or court ordered requests regarding targeted telephone numbers belonging to Megagate End Users, and where Megagate does not have the requested information, Megagate will advise the law enforcement agency initiating the request to redirect the subpoena or court ordered request to BellSouth for handling in accordance with 4.1 above.

- 4.3 In all other instances, where either Party receives a request for information involving the other Party's End User, the Party receiving the request will advise the law enforcement agency initiating the request to redirect such request to the other Party.

5 Liability and Indemnification

- 5.1 Megagate Liability. In the event that Megagate consists of two (2) or more separate entities as set forth in this Agreement and/or any Amendments hereto, or any third party with express or apparent authority places orders under this Agreement using Megagate's company codes or identifiers, all such entities shall be jointly and severally liable for the obligations of Megagate under this Agreement.

- 5.1.1 Except as otherwise provided in this Agreement, Megagate shall have no contractual liability related to the placement of any order by a third party if the ability of such third party to place orders using the Megagate's Company Identifiers, as defined in Section 1.2.1 of Attachment 7 of this Agreement, resulted from the gross negligence or willful misconduct of BellSouth or any employee, agent or affiliate acting on behalf of BellSouth.

- 5.2 Liability for Acts or Omissions of Third Parties. BellSouth shall not be liable to Megagate for any act or omission of another entity providing any services to Megagate.

- 5.3 Limitation of Liability. Except for any indemnification obligations of the Parties hereunder, each Party's liability to the other for any loss, cost, claim, injury, liability or expense, including reasonable attorneys' fees relating to or arising out of any cause whatsoever, whether based in contract, negligence or other tort, strict liability or otherwise, relating to the performance of this Agreement, shall not exceed a credit for the actual cost of the services or functions not performed or improperly performed.

- 5.3.1 Limitations in Tariffs. A Party may, in its sole discretion, provide in its tariffs and contracts with its End Users and third parties that relate to any service, product or

function provided or contemplated under this Agreement, that to the maximum extent permitted by Applicable Law, such Party shall not be liable to the End User or third party for (i) any loss relating to or arising out of this Agreement, whether in contract, tort or otherwise, that exceeds the amount such Party would have charged that applicable person for the service, product or function that gave rise to such loss and (ii) consequential damages. To the extent that a Party elects not to place in its tariffs or contracts such limitations of liability, and the other Party incurs a loss as a result thereof, such Party shall, except to the extent caused by the other Party's gross negligence or willful misconduct, indemnify and reimburse the other Party for that portion of the loss that would have been limited had the first Party included in its tariffs and contracts the limitations of liability that such other Party included in its own tariffs at the time of such loss.

5.3.2 Neither BellSouth nor Megagate shall be liable for damages to the other Party's terminal location, equipment or customer premises resulting from the furnishing of a service, including, but not limited to, the installation and removal of equipment or associated wiring, except to the extent caused by a Party's negligence or willful misconduct or by a Party's failure to ground properly a local loop after disconnection.

5.3.3 Under no circumstance shall a Party be responsible or liable for indirect, incidental, or consequential damages, including, but not limited to, economic loss or lost business or profits, damages arising from the use or performance of equipment or software, or the loss of use of software or equipment, or accessories attached thereto, delay, error, or loss of data. In connection with this limitation of liability, each Party recognizes that the other Party may, from time to time, provide advice, make recommendations, or supply other analyses related to the services or facilities described in this Agreement, and, while each Party shall use diligent efforts in this regard, the Parties acknowledge and agree that this limitation of liability shall apply to provision of such advice, recommendations, and analyses.

5.3.4 To the extent any specific provision of this Agreement purports to impose liability, or limitation of liability, on either Party different from or in conflict with the liability or limitation of liability set forth in this Section, then with respect to any facts or circumstances covered by such specific provisions, the liability or limitation of liability contained in such specific provision shall apply.

5.4 Indemnification for Certain Claims. Except to the extent caused by the indemnified Party's gross negligence or willful misconduct, the Party providing services hereunder, its Affiliates and its parent company, shall be indemnified, defended and held harmless by the Party receiving services hereunder against any claim, loss or damage arising from the receiving Party's use of the services provided under this Agreement pertaining to (1) claims for libel, slander or invasion of privacy arising from the content of the receiving Party's own communications, or (2) any claim, loss or damage claimed by the customer of the Party receiving services arising from such company's use or reliance on the

providing Party's services, actions, duties, or obligations arising out of this Agreement.

- 5.5 Disclaimer. EXCEPT AS SPECIFICALLY PROVIDED TO THE CONTRARY IN THIS AGREEMENT, NEITHER PARTY MAKES ANY REPRESENTATIONS OR WARRANTIES TO THE OTHER PARTY CONCERNING THE SPECIFIC QUALITY OF ANY SERVICES, OR FACILITIES PROVIDED UNDER THIS AGREEMENT. THE PARTIES DISCLAIM, WITHOUT LIMITATION, ANY WARRANTY OR GUARANTEE OF MERCHANTABILITY OR FITNESS FOR A PARTICULAR PURPOSE, ARISING FROM COURSE OF PERFORMANCE, COURSE OF DEALING, OR FROM USAGES OF TRADE.

6 Intellectual Property Rights and Indemnification

- 6.1 No License. Except as expressly set forth in Section 6.2, no patent, copyright, trademark or other proprietary right is licensed, granted or otherwise transferred by this Agreement. The Parties are strictly prohibited from any use, including but not limited to, in the selling, marketing, promoting or advertising of telecommunications services, of any name, service mark, logo or trademark (collectively, the "Marks") of the other Party. The Marks include those Marks owned directly by a Party or its Affiliate(s) and those Marks that a Party has a legal and valid license to use. The Parties acknowledge that they are separate and distinct and that each provides a separate and distinct service and agree that neither Party may, expressly or impliedly, state, advertise or market that it is or offers the same service as the other Party or engage in any other activity that may result in a likelihood of confusion between its own service and the service of the other Party. The foregoing shall not be construed to prohibit either Party from using the other Party's name and marks in comparative advertising so long as the reference is truthful and factual; is not likely to cause confusion, mistake or deception, and does not imply any agency relationship, partnership, endorsement, sponsorship, or affiliation by or with the Other Party and provided that the Other Party's name and marks appear in standard type, non-logo format.
- 6.2 Ownership of Intellectual Property. Any intellectual property that originates from or is developed by a Party shall remain the exclusive property of that Party. Except for a limited, non-assignable, non-exclusive, non-transferable license to use patents or copyrights to the extent necessary for the Parties to use any facilities or equipment (including software) or to receive any service solely as provided under this Agreement, no license in patent, copyright, trademark or trade secret, or other proprietary or intellectual property right, now or hereafter owned, controlled or licensable by a Party, is granted to the other Party. Neither shall it be implied nor arise by estoppel. Any trademark, copyright or other proprietary notices appearing in association with the use of any facilities or equipment (including software) shall remain on the documentation, material, product, service, equipment or software. It is the responsibility of each Party to ensure at no additional cost to the other Party that it has obtained any necessary licenses in relation to intellectual property of

third Parties used in its network that may be required to enable the other Party to use any facilities or equipment (including software), to receive any service, or to perform its respective obligations under this Agreement.

6.3 Intellectual Property Remedies

6.3.1 Indemnification. The Party providing a service pursuant to this Agreement will defend the Party receiving such service or data provided as a result of such service against claims of infringement arising solely from the use by the receiving Party of such service in the manner contemplated under this Agreement and will indemnify the receiving Party for any damages awarded based solely on such claims in accordance with Section 5 preceding.

6.3.2 Claim of Infringement. In the event that use of any facilities or equipment (including software), becomes, or in the reasonable judgment of the Party who owns the affected network is likely to become, the subject of a claim, action, suit, or proceeding based on intellectual property infringement, then said Party, promptly and at its sole expense and sole option, but subject to the limitations of liability set forth below, shall:

6.3.2.1 modify or replace the applicable facilities or equipment (including software) while maintaining form and function, or

6.3.2.2 obtain a license sufficient to allow such use to continue.

6.3.2.3 In the event Section 6.3.2.1 or 6.3.2.2 are commercially unreasonable, then said Party may terminate, upon reasonable notice, this contract with respect to use of, or services provided through use of, the affected facilities or equipment (including software), but solely to the extent required to avoid the infringement claim.

6.3.3 Exception to Obligations. Neither Party's obligations under this Section shall apply to the extent the infringement is caused by: (i) modification of the facilities or equipment (including software) by the indemnitee; (ii) use by the indemnitee of the facilities or equipment (including software) in combination with equipment or facilities (including software) not provided or authorized by the indemnitor, provided the facilities or equipment (including software) would not be infringing if used alone; (iii) conformance to specifications of the indemnitee which would necessarily result in infringement; or (iv) continued use by the indemnitee of the affected facilities or equipment (including software) after being placed on notice to discontinue use as set forth herein.

6.3.4 Exclusive Remedy. The foregoing shall constitute the Parties' sole and exclusive remedies and obligations with respect to a third party claim of intellectual property infringement arising out of the conduct of business under this Agreement.

- 6.3.5 Dispute Resolution. Any claim arising under Section 6 shall be excluded from the dispute resolution procedures set forth in Section 8 and shall be brought in a court of competent jurisdiction.

7 Proprietary and Confidential Information

- 7.1 Proprietary and Confidential Information. It may be necessary for BellSouth and Megagate, each as the “Discloser,” to provide to the other Party, as “Recipient,” certain proprietary and confidential information (including trade secret information) including but not limited to technical, financial, marketing, staffing and business plans and information, strategic information, proposals, request for proposals, specifications, drawings, maps, prices, costs, costing methodologies, procedures, processes, business systems, software programs, techniques, customer account data, call detail records and like information (collectively the “Information”). All such Information conveyed in writing or other tangible form shall be clearly marked with a confidential or proprietary legend. Information conveyed orally by the Discloser to Recipient shall be designated as proprietary and confidential at the time of such oral conveyance and shall be confirmed as proprietary and confidential in writing by the Discloser within forty-five (45) days thereafter.
- 7.2 Use and Protection of Information. Recipient agrees to protect such Information of the Discloser provided to Recipient from whatever source from distribution, disclosure or dissemination to anyone except employees of Recipient with a need to know such Information solely in conjunction with Recipient’s analysis of the Information consistent with the purpose for which the Information was disclosed and for no other purpose except as authorized herein or as otherwise authorized in writing by the Discloser. Recipient will not make any copies of the Information inspected by it.
- 7.3 Exceptions. Recipient will not have an obligation to protect any portion of the Information which:
- 7.3.1 (a) is made publicly available by the Discloser or lawfully by a nonparty to this Agreement; (b) is lawfully obtained by Recipient from any source other than Discloser; (c) is previously known to Recipient without an obligation to keep it confidential; or (d) is released from the terms of this Agreement by Discloser upon written notice to Recipient.
- 7.4 Recipient agrees to use the Information solely for the purposes of negotiations pursuant to 47 U.S.C. 251 or in performing its obligations under this Agreement and for no other entity or purpose, except as may be otherwise agreed to in writing by the Parties. Nothing herein shall prohibit Recipient from providing information requested by the FCC or a state regulatory agency with jurisdiction over this matter, or to support a request for arbitration or an allegation of failure to negotiate in good faith.

- 7.5 Recipient agrees not to publish or use the Information for any advertising, sales or marketing promotions, press releases, or publicity matters.
- 7.6 The disclosure of Information neither grants nor implies any license to the Recipient under any trademark, patent, copyright, application or other intellectual property right that is now or may hereafter be owned by the Discloser.
- 7.7 Survival of Confidentiality Obligations. The Parties' rights and obligations under this Section 7 shall survive and continue in effect until two (2) years after the expiration or termination date of this Agreement with regard to all Information exchanged during the term of this Agreement. Thereafter, the Parties' rights and obligations hereunder shall survive and continue in effect with respect to any Information that is a trade secret under applicable law.

8 Resolution of Disputes

- 8.1 Except for procedures that outline the resolution of billing disputes which are set forth in Attachment 7 to this Agreement or as otherwise set forth in this Agreement, each Party agrees to notify the other Party in writing of a dispute concerning this Agreement. If the Parties are unable to resolve the issues relating to the dispute in the normal course of business then, to the extent a Party desires to pursue resolution of the dispute, either Party shall file a complaint with the Commission or the FCC to resolve such issues or, as explicitly otherwise provided for in this Agreement, may proceed with any other remedy pursuant to law or equity as provided for in this Section 8.
- 8.1.1 Except as otherwise stated in this Agreement and except for matters which lie outside the jurisdiction or expertise of the Commission or FCC, if any dispute arises as to the enforcement of terms and conditions of this Agreement, and/or as to the interpretation of any provision of this Agreement, the aggrieved Party, to the extent seeking resolution of such dispute, must seek such resolution before the Commission or the FCC in accordance with the Act. Each Party reserves any rights it may have to seek judicial review of any ruling made by the Commission or the FCC concerning this Agreement. Either Party may seek expedited resolution by the Commission or the FCC. During any Commission or FCC proceeding related to the enforcement or interpretation of this Agreement, each Party shall continue to perform its obligations under this Agreement except to the extent that it may be expressly relieved of any such obligation by an order of the Commission, the FCC or a court of competent jurisdiction, entered in such proceeding; provided, however, that neither Party shall be required to act in an unlawful fashion.
- 8.1.2 Except to the extent the Commission or FCC is authorized to grant temporary equitable relief with respect to a dispute arising as to the enforcement of terms and conditions of this Agreement, and/or as to the interpretation of any provision of this Agreement, this Section 8 shall not prevent either Party from seeking any

temporary equitable relief, including a temporary restraining order, in a court of competent jurisdiction.

- 8.2 In addition to Sections 8.1.1 and 8.1.2 above, each Party shall have the right to seek legal and equitable remedies on any and all legal and equitable theories in any court of competent jurisdiction for any and all claims, causes of action, or other proceedings not arising: (i) as to the enforcement of any provision of this Agreement, or (ii) as to the interpretation of this Agreement under applicable federal or state telecommunications law. Moreover, if the Commission or the FCC would not have authority to grant an award of damages or other relief after issuing a determination in connection with a dispute under this Agreement, either Party may pursue such damages or other relief in any court of competent jurisdiction after such Commission or FCC determination.
- 8.3 If either party commences a proceeding at the Commission or the FCC seeking enforcement or interpretation of this Agreement and the FCC or Commission does not resolve the dispute, in whole or in part, due to lack of jurisdiction on the part of the FCC or Commission, the Parties agree that any applicable statute of limitations within which an action may be brought in a court of competent jurisdiction with respect to the dispute, or part of the dispute, over which the Commission or FCC does not have jurisdiction and which is the subject of such Commission or FCC proceeding shall be tolled during the pendency of such Commission or FCC proceeding.
- 8.4 Nothing in this Section 8 shall be construed as an acknowledgement, consent or agreement by either Party to any exercise of jurisdiction or authority or any grant of relief by the Commission or the FCC that the Commission or the FCC, as the case may be, would lack jurisdiction or authority to exercise or grant in the absence of this Section 8.

9 Taxes

- 9.1 Definition. For purposes of this Section, the terms “taxes” and “fees” shall include but not be limited to federal, state or local sales, use, excise, gross receipts or other taxes or tax-like fees of whatever nature and however designated (including tariff surcharges and any fees, charges or other payments, contractual or otherwise, for the use of public streets or rights of way, whether designated as franchise fees or otherwise) imposed, or sought to be imposed, on or with respect to the services furnished hereunder or measured by the charges or payments therefore, excluding any taxes levied on income.
- 9.2 Taxes and Fees Imposed Directly On Either Providing Party or Purchasing Party. Taxes and fees imposed on the providing Party, which are not permitted or required to be passed on by the providing Party to its customer, shall be borne and paid by the providing Party.

- 9.2.1 Taxes and fees imposed on the purchasing Party, which are not required to be collected and/or remitted by the providing Party, shall be borne and paid by the purchasing Party.
- 9.3 Taxes and Fees Imposed on Purchasing Party But Collected And Remitted By Providing Party. Taxes and fees imposed on the purchasing Party shall be borne by the purchasing Party, even if the obligation to collect and/or remit such taxes or fees is placed on the providing Party.
- 9.3.1 To the extent permitted by applicable law, any such taxes and/or fees shall be shown on applicable billing documents between the Parties. Notwithstanding the foregoing, the purchasing Party shall remain liable for any such taxes and fees regardless of whether they are actually billed by the providing Party at the time that the respective service is billed.
- 9.3.2 If the purchasing Party determines that in its opinion any such taxes or fees are not payable, the providing Party shall not bill such taxes or fees to the purchasing Party if the purchasing Party provides written certification, reasonably satisfactory to the providing Party, stating that it is exempt or otherwise not subject to the tax or fee, setting forth the basis therefor, and satisfying any other requirements under applicable law. If any authority seeks to collect any such tax or fee that the purchasing Party has determined and certified not to be payable, or any such tax or fee that was not billed by the providing Party, the purchasing Party may contest the same in good faith, at its own expense. In any such contest, the purchasing Party shall promptly furnish the providing Party with copies of all filings in any proceeding, protest, or legal challenge, all rulings issued in connection therewith, and all correspondence between the purchasing Party and the taxing authority.
- 9.3.3 In the event that all or any portion of an amount sought to be collected must be paid in order to contest the imposition of any such tax or fee, or to avoid the existence of a lien on the assets of the providing Party during the pendency of such contest, the purchasing Party shall be responsible for such payment and shall be entitled to the benefit of any refund or recovery. The purchasing Party shall have the right to contest, at its own expense, any such tax or fee that it believes is not applicable or was paid by it in error. If requested in writing by the purchasing Party, the providing Party shall facilitate such contest either by assigning to the purchasing Party its right to claim a refund of such tax or fee, if such an assignment is permitted under applicable law, or, if an assignment is not permitted, by filing and pursuing a claim for refund on behalf of the purchasing Party but at the purchasing Party's expense.
- 9.3.4 If it is ultimately determined that any additional amount of such a tax or fee is due to the imposing authority, the purchasing Party shall pay such additional amount, including any interest and penalties thereon.
- 9.3.5 Notwithstanding any provision to the contrary, the purchasing Party shall protect, indemnify and hold harmless (and defend at the purchasing Party's expense) the

providing Party from and against any such tax or fee, interest or penalties thereon, or other charges or payable expenses (including reasonable attorney fees) with respect thereto, which are incurred by the providing Party in connection with any claim for or contest of any such tax or fee.

- 9.3.6 Each Party shall notify the other Party in writing of any assessment, proposed assessment or other claim for any additional amount of such a tax or fee by a taxing authority; such notice to be provided, if possible, at least ten (10) days prior to the date by which a response, protest or other appeal must be filed, but in no event later than thirty (30) days after receipt of such assessment, proposed assessment or claim.
- 9.4 Taxes and Fees Imposed on Providing Party But Passed On To Purchasing Party. Taxes and fees imposed on the providing Party, which are permitted or required to be passed on by the providing Party to its customer, shall be borne by the purchasing Party.
- 9.4.1 To the extent permitted by applicable law, any such taxes and/or fees shall be shown on applicable billing documents between the Parties. Notwithstanding the foregoing, the purchasing Party shall remain liable for any such taxes and fees regardless of whether they are actually billed by the providing Party at the time that the respective service is billed.
- 9.4.2 If the purchasing Party disagrees with the providing Party's determination as to the application or basis for any such tax or fee, the Parties shall consult with respect to the imposition and billing of such tax or fee. Notwithstanding the foregoing, the providing Party shall retain ultimate responsibility for determining whether and to what extent any such taxes or fees are applicable, and the purchasing Party shall abide by such determination and pay such taxes or fees to the providing Party. The providing Party shall further retain ultimate responsibility for determining whether and how to contest the imposition of such taxes and fees; provided, however, that any such contest undertaken at the request of the purchasing Party shall be at the purchasing Party's expense.
- 9.4.3 In the event that all or any portion of an amount sought to be collected must be paid in order to contest the imposition of any such tax or fee, or to avoid the existence of a lien on the assets of the providing Party during the pendency of such contest, the purchasing Party shall be responsible for such payment and shall be entitled to the benefit of any refund or recovery. The purchasing Party shall have the right to contest, at its own expense, any such tax or fee that it believes is not applicable or was paid by it in error. If requested in writing by the purchasing Party, the providing Party shall facilitate such contest either by assigning to the purchasing Party its right to claim a refund of such tax or fee, if such an assignment is permitted under applicable law, or, if an assignment is not permitted, by filing and pursuing a claim for refund on behalf of the purchasing Party but at the purchasing Party's expense.

- 9.4.4 If it is ultimately determined that any additional amount of such a tax or fee is due to the imposing authority, the purchasing Party shall pay such additional amount, including any interest and penalties thereon.
- 9.4.5 Notwithstanding any provision to the contrary, the purchasing Party shall protect, indemnify and hold harmless (and defend at the purchasing Party's expense) the providing Party from and against any such tax or fee, interest or penalties thereon, or other reasonable charges or payable expenses (including reasonable attorneys' fees) with respect thereto, which are incurred by the providing Party in connection with any claim for or contest of any such tax or fee.
- 9.4.6 Each Party shall notify the other Party in writing of any assessment, proposed assessment or other claim for any additional amount of such a tax or fee by a taxing authority; such notice to be provided, if possible, at least ten (10) days prior to the date by which a response, protest or other appeal must be filed, but in no event later than thirty (30) days after receipt of such assessment, proposed assessment or claim.
- 9.5 Mutual Cooperation. In any contest of a tax or fee by one Party, the other Party shall cooperate fully by providing records, testimony and such additional information or assistance as may reasonably be necessary to pursue the contest. Further, the other Party shall be reimbursed for any reasonable and necessary out-of-pocket copying and travel expenses incurred in assisting in such contest.
- 9.6 Additional Provisions Applicable to All Taxes and Fees
- 9.6.1 In any contest of a tax or fee by one Party, the other Party shall cooperate fully by providing records, testimony and such additional information or assistance as may reasonably be necessary to pursue the contest. Further, the other Party shall be reimbursed for any reasonable and necessary out-of-pocket copying and travel expenses incurred in assisting in such contest.
- 9.6.2 Notwithstanding any provision of this Agreement to the contrary, any administrative, judicial, or other proceeding concerning the application or amount of a tax or fee shall be maintained in accordance with the provisions of this Section and any applicable federal, state or local law governing the resolution of such disputed tax or fee; and under no circumstances shall either Party have the right to bring a dispute related to the application or amount of tax or fee before a regulatory authority.

10 Force Majeure

In the event performance of this Agreement, or any obligation hereunder, is either directly or indirectly prevented, restricted, or interfered with by reason of fire, flood, earthquake or like acts of God, wars, revolution, civil commotion, explosion, acts of public enemy, embargo, acts of the government in its sovereign capacity, labor difficulties, including without limitation, strikes, slowdowns, picketing, or boycotts, unavailability of equipment from vendor, changes requested

by Megagate, or any other circumstances beyond the reasonable control and without the fault or negligence of the Party affected, the Party affected shall be excused from such performance on a day-to-day basis to the extent of such prevention, restriction, or interference (and the other Party shall likewise be excused from performance of its obligations on a day-to-day basis until the delay, restriction or interference has ceased); provided, however, that the Party so affected shall use diligent efforts to avoid or remove such causes of non-performance and both Parties shall proceed whenever such causes are removed or cease. The Party affected shall provide notice of the Force Majeure event within a reasonable period of time following such an event.

11 Adoption of Agreements

Pursuant to 47 USC § 252(i) and 47 C.F.R. § 51.809, BellSouth shall make available to Megagate any entire interconnection agreement filed and approved pursuant to 47 USC § 252. The adopted agreement shall apply to the same states as the agreement that was adopted, and the term of the adopted agreement shall expire on the same date as set forth in the agreement that was adopted.

12 Modification of Agreement

12.1 If Megagate changes its name or makes changes to its company structure or identity due to a merger, acquisition, transfer or any other reason, it is the responsibility of Megagate to notify BellSouth of said change, request that an amendment to this Agreement, if necessary, be executed to reflect said change and notify the appropriate state commission of such modification of company structure in accordance with the state rules governing such modification in company structure if applicable. Additionally, Megagate shall provide BellSouth with any necessary supporting documentation, which may include, but is not limited to, a credit application, Application for Master Account, proof of authority to provide telecommunications services, the appropriate Operating Company Number (OCN) for each state as assigned by National Exchange Carrier Association (NECA), Carrier Identification Code (CIC), Access Customer Name and Abbreviation (ACNA), BellSouth's blanket form letter of authority (LOA), Misdirected Number form and a tax exemption certificate.

12.2 No modification, amendment, supplement to, or waiver of the Agreement or any of its provisions shall be effective and binding upon the Parties unless it is made in writing and duly signed by the Parties.

12.3 In the event that any effective legislative, regulatory, judicial or other legal action materially affects any material terms of this Agreement, or the ability of Megagate or BellSouth to perform any material terms of this Agreement, Megagate or BellSouth may, on thirty (30) days' written notice, require that such terms be renegotiated, and the Parties shall renegotiate in good faith such mutually acceptable new terms as may be required. In the event that such new terms are not renegotiated within forty-five (45) days after such notice, and either Party elects to

pursue resolution of such amendment such Party shall pursue the Dispute Resolution procedure set forth in this Agreement.

13 Legal Rights

Execution of this Agreement by either Party does not confirm or imply that the executing Party agrees with any decision(s) issued pursuant to the Telecommunications Act of 1996 and the consequences of those decisions on specific language in this Agreement. Neither Party waives its rights to appeal or otherwise challenge any such decision(s) and each Party reserves all of its rights to pursue any and all legal and/or equitable remedies, including appeals of any such decision(s).

14 Indivisibility

Subject to Section 15 (Severability), the Parties intend that this Agreement be indivisible and nonseverable, and each of the Parties acknowledges that it has assented to all of the covenants and promises in this Agreement as a single whole and that all of such covenants and promises, taken as a whole, constitute the essence of the contract. Without limiting the generality of the foregoing, each of the Parties acknowledges that any provision by BellSouth of collocation space under this Agreement is solely for the purpose of facilitating the provision of other services under this Agreement and that neither Party would have contracted with respect to the provisioning of collocation space under this Agreement if the covenants and promises of the other Party with respect to the other services provided under this Agreement had not been made. The Parties further acknowledge that this Agreement is intended to constitute a single transaction, that the obligations of the Parties under this Agreement are interdependent, and that payment obligations under this Agreement are intended to be recouped against other payment obligations under this Agreement.

15 Severability

If any provision of this Agreement, or part thereof, shall be held invalid or unenforceable in any respect, the remainder of the Agreement or provision shall not be affected thereby, provided that the Parties shall negotiate in good faith to reformulate such invalid provision, or part thereof, or related provision, to reflect as closely as possible the original intent of the parties, consistent with applicable law, and to effectuate such portions thereof as may be valid without defeating the intent of such provision. In the event the Parties are unable to mutually negotiate such replacement language, either Party may elect to pursue the dispute resolution process set forth in Section 8.

16 Non-Waivers

A failure or delay of either Party to enforce any of the provisions hereof, to exercise any option which is herein provided, or to require performance of any of

the provisions hereof shall in no way be construed to be a waiver of such provisions or options, and each Party, notwithstanding such failure, shall have the right thereafter to insist upon the performance of any and all of the provisions of this Agreement.

17 Governing Law

Where applicable, this Agreement shall be governed by and construed in accordance with federal and state substantive telecommunications law, including rules and regulations of the FCC and appropriate Commission. In all other respects, this Agreement shall be governed by and construed and enforced in accordance with the laws of the State of Georgia without regard to its conflict of laws principles.

18 Assignments and Transfers

18.1 Any assignment by either Party to any entity of any right, obligation or duty, or of any other interest hereunder, in whole or in part, without the prior written consent of the other Party shall be void. The assignee must provide evidence of a Commission approved certification to provide Telecommunications Service in each state that Megagate is entitled to provide Telecommunications Service. After BellSouth's consent, the Parties shall amend this Agreement to reflect such assignments and shall work cooperatively to implement any changes required due to such assignment. All obligations and duties of any Party under this Agreement shall be binding on all successors in interest and assigns of such Party. No assignment or delegation hereof shall relieve the assignor of its obligations under this Agreement in the event that the assignee fails to perform such obligations. Notwithstanding anything to the contrary in this Section, Megagate shall not be permitted to assign this Agreement in whole or in part to any entity unless either (1) Megagate pays all bills, past due and current, under this Agreement, or (2) Megagate's assignee expressly assumes liability for payment of such bills.

18.2 In the event that Megagate desires to transfer any services hereunder to another provider of Telecommunications Service, or Megagate desires to assume hereunder any services provisioned by BellSouth to another provider of Telecommunications Service, such transfer of services shall be subject to separately negotiated rates, terms and conditions.

19 Notices

19.1 With the exception of billing notices, governed by Attachment 7, every notice, consent or approval of a legal nature, required or permitted by this Agreement shall be in writing and shall be delivered either by hand, by overnight courier or by US mail postage prepaid, or email if an email address is listed below, addressed to:

BellSouth Telecommunications, Inc.

BellSouth Local Contract Manager
600 North 19th Street, 10th floor
Birmingham, AL 35203

and

ICS Attorney
Suite 4300
675 West Peachtree Street
Atlanta, GA 30375

Megagate Broadband, Inc.

Attn: N. Eric Jorgensen, President
6184 US Highway 98 West
Hattiesburg, Mississippi 39402

or at such other address as the intended recipient previously shall have designated by written notice to the other Party.

19.2 Unless otherwise provided in this Agreement, notice by mail shall be effective on the date it is officially recorded as delivered by return receipt or equivalent, and in the absence of such record of delivery, it shall be presumed to have been delivered the fifth day, or next business day after the fifth day, after it was deposited in the mails.

19.3 Notwithstanding the above, BellSouth will post to BellSouth's Interconnection Web site changes to business processes and policies and shall post to BellSouth's Interconnection Web site or submit through applicable electronic systems, other service and business related notices not requiring an amendment to this Agreement.

20 Rule of Construction

No rule of construction requiring interpretation against the drafting Party hereof shall apply in the interpretation of this Agreement.

21 Headings of No Force or Effect

The headings of Articles and Sections of this Agreement are for convenience of reference only, and shall in no way define, modify or restrict the meaning or interpretation of the terms or provisions of this Agreement.

22 Multiple Counterparts

This Agreement may be executed in multiple counterparts, each of which shall be deemed an original, but all of which shall together constitute but one and the same document.

23 Filing of Agreement

Upon execution of this Agreement it shall be filed with the appropriate state regulatory agency pursuant to the requirements of Section 252 of the Act, and the Parties shall share equally any filing fees therefor. If the regulatory agency imposes any filing or public interest notice fees regarding the filing or approval of the Agreement, Megagate shall be responsible for publishing the required notice and the publication and/or notice costs shall be borne by Megagate.

Notwithstanding the foregoing, this Agreement shall not be submitted for approval by the appropriate state regulatory agency unless and until such time as Megagate is duly certified as a local exchange carrier in such state, except as otherwise required by a Commission.

24 Compliance with Law

The Parties have negotiated their respective rights and obligations pursuant to substantive Federal and State Telecommunications law and this Agreement is intended to memorialize the Parties' mutual agreement with respect to each Party's rights and obligations under the Act and applicable FCC and Commission orders, rules and regulations. Nothing contained herein, nor any reference to applicable rules and orders, is intended to expand on the Parties' rights and obligations as set forth herein. To the extent the provisions of this Agreement differ from the provisions of any Federal or State Telecommunications statute, rule or order, this Agreement shall control. Each Party shall comply at its own expense with all other laws of general applicability.

25 Necessary Approvals

Each Party shall be responsible for obtaining and keeping in effect all approvals from, and rights granted by, governmental authorities, building and property owners, other carriers, and any other persons that may be required in connection with the performance of its obligations under this Agreement. Each Party shall reasonably cooperate with the other Party in obtaining and maintaining any required approvals and rights for which such Party is responsible.

26 Good Faith Performance

Each Party shall act in good faith in its performance under this Agreement and, in each case in which a Party's consent or agreement is required or requested hereunder, such Party shall not unreasonably withhold or delay such consent or agreement.

27. Rates

27.1 Megagate shall pay the charges set forth in this Agreement. In the event that BellSouth is unable to bill the applicable rate or no rate is established or included in this Agreement for any services provided pursuant to this Agreement, BellSouth reserves the right to back bill Megagate for such rate or for the difference between

the rate actually billed and the rate that should have been billed pursuant to this Agreement; provided, however, that subject to Megagate's agreement to the limitation regarding billing disputes as described in Section 2.2 of Attachment 7 hereof, BellSouth shall not back bill any amounts for services rendered more than twelve (12) months prior to the date that the charges or additional charges for such services are actually billed. Notwithstanding the foregoing, both Parties recognize that situations may exist which could necessitate back billing beyond twelve (12) months. These exceptions are:

- Charges connected with jointly provided services whereby meet point billing guidelines require either Party to rely on records provided by a third party and such records have not been provided in a timely manner;
- Charges incorrectly billed due to erroneous information supplied by the non-billing Party.
- Charges for which a regulatory body has granted the billing Party the authority to back bill beyond twelve (12) months.

27.2 To the extent a rate element is omitted or no rate is established, BellSouth has the right not to provision such service until the Agreement is amended to include such rate.

27.3 To the extent Megagate requests services not included in this Agreement, such services shall be provisioned pursuant to the rates, terms and conditions set forth in the applicable tariffs or a separately negotiated Agreement, unless the Parties agree to amend this Agreement to include such service prospectively.

28 Rate True-Up

28.1 This section applies to rates that are expressly designated as subject to true-up under this Agreement.

28.2 The designated true-up rates shall be trued-up, either up or down, based on final prices determined either by further agreement between the Parties, or by a final and effective order of the Commission. The Parties shall implement the true-up by comparing the actual volumes and demand for each item, together with the designated true-up rates for each item, with the final prices determined for each item. Each Party shall keep its own records upon which the true-up can be based, and any final payment from one Party to the other shall be in an amount agreed upon by the Parties based on such records. In the event of any disagreement as between the records or the Parties regarding the amount of such true-up, the Parties shall submit the matter to the Dispute Resolution process in accordance with the provisions of this Agreement.

28.3 A final and effective order of the Commission that forms the basis of a true-up shall be based upon cost studies submitted by either or both Parties to the

Commission and shall be binding upon BellSouth and Megagate specifically or upon all carriers generally, such as a generic cost proceeding.

29 Survival

The Parties' obligations under this Agreement which by their nature are intended to continue beyond the termination or expiration of this Agreement shall survive the termination or expiration of this Agreement.

30 Entire Agreement

30.1 This Agreement means the General Terms and Conditions, the Attachments identified in Section 30.2 below, and all documents identified therein, as such may be amended from time to time and which are incorporated herein by reference, all of which, when taken together, are intended to constitute one indivisible agreement. This Agreement sets forth the entire understanding and supersedes prior agreements between the Parties relating to the subject matter contained in this Agreement and merges all prior discussions between them. Any orders placed under prior agreements between the Parties shall be governed by the terms of this Agreement and Megagate acknowledges and agrees that any and all amounts and obligations owed for services provisioned or orders placed under prior agreements between the Parties, related to the subject matter hereof, shall be due and owing under this Agreement and be governed by the terms and conditions of this Agreement as if such services or orders were provisioned or placed under this Agreement. Neither Party shall be bound by any definition, condition, provision, representation, warranty, covenant or promise other than as expressly stated in this Agreement or as is contemporaneously or subsequently set forth in writing and executed by a duly authorized officer or representative of the Party to be bound thereby.

30.2 This Agreement includes Attachments with provisions for the following:

Resale
Network Elements and Other Services
Network Interconnection
Collocation
Access to Numbers and Number Portability
Pre-Ordering, Ordering, Provisioning, Maintenance and Repair
Billing
Rights-of-Way, Conduits and Pole Attachments
Performance Measurements
BellSouth Disaster Recovery Plan
Bona Fide Request/New Business Request Process

30.3 Any reference throughout this Agreement to a tariff, industry guideline, BellSouth's technical guideline or reference, BellSouth business rule, guide or other such document containing processes or specifications applicable to the

services provided pursuant to this agreement, shall be construed to refer to only those provisions thereof that are applicable to these services, and shall include any successor or replacement versions thereof, all as they are amended from time to time and all of which are incorporated herein by reference. References to state tariffs throughout this Agreement shall be to the tariff for the state in which the services were provisioned.

IN WITNESS WHEREOF, the Parties have executed this Amendment the day and year written below.

BellSouth Telecommunications, Inc.

By: 

Name: Kristen E. Shore

Title: Director

Date: 10/10/06

Megagate Broadband, Inc.

By: 

Name: KEVIN B. PACK

Title: CFO/COO

Date: 06 OCTOBER 2006

Attachment 1

Resale

Table of Contents

| | |
|--|------------------|
| 1. Discount Rates..... | 3 |
| 2. Definition of Terms | 3 |
| 3. General Provisions | 3 |
| 4 BellSouth's Provision of Services to Megagate | 6 |
| 5. Maintenance of Services..... | 7 |
| 6. Discontinuance of Service | 7 |
| 7. White Pages Listings | 8 |
| 8. Operator Services (Operator Call Processing and Directory Assistance)..... | 9 |
| 9. Branding for Wholesale OCP and DA | 11 |
| 10. LIDB | 11 |
| 11. Revenue Accounting Office (RAO) Hosting..... | 12 |
| 12. Optional Daily Usage File (ODUF)..... | 12 |
| 13. Enhanced Optional Daily Usage File (EODUF) | 12 |
| Resale Restrictions | Exhibit A |
| Optional Daily Usage File (ODUF)..... | Exhibit B |
| Enhanced Option Daily Usage File (EODUF)..... | Exhibit C |
| Resale Discounts and Rates | Exhibit D |

RESALE

1. Discount Rates

- 1.1 The discounts rates applied to Megagate's purchases of BellSouth Telecommunications Services for the purpose of resale shall be as set forth in Exhibit D. Such discounts have been determined by the applicable Commission to reflect the costs avoided by BellSouth when selling a service for wholesale purposes.
- 1.2 The Telecommunications Services available for purchase by Megagate for the purposes of resale to Megagate's customers shall be available at BellSouth's tariffed rates less the discount reflected in Exhibit D and subject to the exclusions and limitations in Exhibit A.

2. Definition of Terms

For purposes of this Attachment only, the following terms shall have the definitions as set forth below:

- 2.1 Customer of Record means the entity responsible for placing application for service; requesting additions, rearrangements, maintenance or discontinuance of service; payment in full of charges incurred such as nonrecurring, monthly recurring, toll, directory assistance, etc.
- 2.2 End User Customer Location means the physical location of the premises where a customer makes use of the Telecommunications Services.
- 2.3 New Services means functions, features or capabilities that are not currently offered by BellSouth. This includes packaging of existing services or combining a new function, feature or capability with an existing service.
- 2.4 Resale means an activity wherein a certificated CLEC, such as Megagate, subscribes to the retail Telecommunications Services of BellSouth and then offers those retail Telecommunications Services to the public.

3. General Provisions

- 3.1 All of the negotiated rates, terms and conditions set forth in this Attachment pertain to the resale of BellSouth's retail Telecommunications Services and other services specified in this Attachment. Subject to effective and applicable FCC and Commission rules and orders, BellSouth shall make available to Megagate for resale those Telecommunications Services BellSouth makes available, pursuant to its General Subscriber Services Tariff (GSST) and Private Line Services Tariff, to customers who are not Telecommunications carriers.
 - 3.1.1 When Megagate provides Resale service in a cross boundary area (customer is physically located in a particular state and is served by a central office in an adjoining state) the rates, regulations and discounts for the state in which the serving central office is located will apply. Billing will be from the state in which the customer is located.

- 3.2 Megagate as a reseller of Lifeline and Link-Up Services hereby certifies that it has and will comply with the FCC requirements governing the Lifeline and Link-Up programs as set forth in 47 C.F.R. § 54.417(a) and (b). This includes the requirements set forth in BellSouth's GSST, Sections A3.31 and A4.7.
- 3.2.1 Megagate shall maintain records to document FCC or applicable state eligibility and verification records to document compliance governing the Lifeline/Link-Up programs for the three (3) full preceding calendar years, and Megagate shall provide such documentation to the FCC or it's Administrator upon request.
- 3.2.2 In Tennessee, if Megagate does not resell Lifeline service to any end users, and if Megagate agrees to order an appropriate Operator Services/Directory Assistance block as set forth in BellSouth's GSST, the discount shall be twenty-one point fifty-six percent (21.56%).
- 3.2.2.1 In the event Megagate resells Lifeline service to any end user in Tennessee, BellSouth will begin applying the sixteen percent (16%) discount rate to all services. Upon Megagate and BellSouth's implementation of a billing arrangement whereby a separate Master Account (Q-account) associated with a separate OCN is established for billing of Lifeline service end users, the discount shall be applied as set forth in Section 3.2.2 above for the non-Lifeline affected Master Account (Q-account).
- 3.2.2.2 Megagate must provide written notification to BellSouth within thirty (30) days prior to either providing its own operator services/directory services or ordering the appropriate operator services/directory assistance blocking, to qualify for the higher discount rate of twenty-one point fifty-six percent (21.56%).
- 3.3 Megagate may purchase resale services from BellSouth for its own use in operating its business. The resale discount will apply to those services under the following conditions:
- 3.3.1 Megagate must resell services to other end users.
- 3.3.2 Megagate cannot be a CLEC for the single purpose of selling to itself.
- 3.3.3 Megagate will be the Customer of Record for all services purchased from BellSouth. Except as specified herein, BellSouth will take orders from, bill and receive payment from Megagate for said services.
- 3.4 Megagate will be BellSouth's single point of contact for all services purchased pursuant to this Agreement. BellSouth shall have no contact with the customer except to the extent provided for herein.
- 3.5 BellSouth will continue to bill the customer for any services that the customer specifies it wishes to receive directly from BellSouth. BellSouth maintains the right to serve directly any customer within the service area of Megagate. BellSouth will continue to market directly its own Telecommunications products and services and in doing so may establish independent relationships with customers of Megagate. Neither Party shall interfere with the right of any person or entity to obtain service directly from the other Party.
- 3.5.1 BellSouth will accept a request from another CLEC for conversion of the

customer's service from Megagate to such other CLEC. Upon completion of the conversion BellSouth will notify Megagate that such conversion has been completed.

- 3.5.2 When a customer of Megagate or BellSouth elects to change his/her carrier to the other Party, both Parties agree to release the customer's service to the other Party concurrent with the due date of the service order, which shall be established based on the standard interval for the customer's requested service as set forth in the BellSouth Product and Services Interval Guide.
- 3.5.3 BellSouth and Megagate will refrain from contacting an customer who has placed or whose selected carrier has placed on the customer's behalf an order to change the customer's service provider from BellSouth or Megagate to the other Party until such time that the order for service has been completed.
- 3.6 Current telephone numbers may normally be retained by the customer and are assigned to the service furnished. However, neither Party nor the customer has a property right to the telephone number or any other call number designation associated with services furnished by BellSouth, and no right to the continuance of service through any particular central office. BellSouth reserves the right to change such numbers, or the central office designation associated with such numbers, or both, whenever BellSouth deems it necessary to do so in the conduct of its business and in accordance with BellSouth practices and procedures on a nondiscriminatory basis.
- 3.7 Service is furnished subject to the condition that it will not be used for any unlawful purpose.
- 3.8 Service will be discontinued if any law enforcement agency advises that the service being used is in violation of the law.
- 3.9 BellSouth can refuse service when it has grounds to believe that service will be used in violation of the law.
- 3.10 If Megagate or its customers utilize a BellSouth resold Telecommunications Service in a manner other than that for which the service was originally intended as described in BellSouth's retail tariffs Megagate has the responsibility to notify BellSouth. BellSouth will only provision and maintain said service consistent with the terms and conditions of the tariff describing said service.
- 3.11 Facilities and/or equipment utilized by BellSouth to provide service to Megagate remain the property of BellSouth.
- 3.12 Service Ordering and Operations Support Systems (OSS)
- 3.12.1 Megagate must order services through resale interfaces, i.e., the Local Carrier Service Center (LCSC) and/or appropriate Complex Resale Support Group (CRSG) pursuant to this Agreement. Megagate may submit a Local Service Request (LSR) electronically as set forth in Attachment 6. Service orders will be in a standard format designated by BellSouth.
- 3.12.2 BellSouth messaging services set forth in BellSouth's Messaging Service Re-Seller Information Package shall be made available for resale without the

wholesale discount.

3.13 BellSouth's Inside Wire Maintenance Service Plan is available for resale at rates, terms and conditions as set forth by BellSouth and without the wholesale discount.

3.14 In the event Megagate acquires a customer whose service is provided pursuant to a BellSouth Special Assembly, BellSouth shall make available to Megagate that Special Assembly at the wholesale discount at Megagate's option. Megagate shall be responsible for all terms and conditions of such Special Assembly including but not limited to termination liability if applicable.

3.15 BellSouth shall provide 911/E911 for Megagate customers in the same manner that it is provided to BellSouth customers. BellSouth shall provide and validate Megagate customer information to the Public Safety Answering Point (PSAP). BellSouth shall use its service order process to update and maintain, on the same schedule that it uses for its customers, the Megagate customer information in the Automatic Location Identification/Data Management System (ALI/DMS) databases used to support 911/E911 services.

3.16 Pursuant to 47 C.F.R. § 51.617, BellSouth shall bill to Megagate, and Megagate shall pay, the End User Common Line (EUCL) charges identical to the EUCL charges BellSouth bills its customers.

4 BellSouth's Provision of Services to Megagate

4.1 Resale of BellSouth services shall be as follows:

4.1.1 The resale of Telecommunications Services shall be limited to users and uses conforming to the class of service restrictions.

4.1.2 Hotel and Hospital PBX services are the only Telecommunications Services available for resale to Hotel/Motel and Hospital customers, respectively. Similarly, Access Line Service for Customer Provided Coin Telephones is the only local service available for resale to Payphone Service Provider (PSP) customers. Shared Tenant Service customers can only be sold those local exchange access services available in BellSouth's GSST Section A23, Shared Tenant Service Section in the states of Florida, Georgia, North Carolina and South Carolina, and in A27 in the states of Alabama, Kentucky, Louisiana, Mississippi and Tennessee.

4.1.3 BellSouth reserves the right to periodically audit services purchased by Megagate to establish authenticity of use. Such audit shall not occur more than once in a calendar year. Megagate shall make any and all records and data available to BellSouth or BellSouth's auditors on a reasonable basis. BellSouth shall bear the cost of said audit. Any information provided by Megagate for purposes of such audit shall be deemed Confidential Information pursuant to the General Terms and Conditions.

4.2 Subject to Exhibit A hereto, resold services can only be used in the same manner as specified in BellSouth's Tariffs. Resold services are subject to the same terms and conditions as are specified for such services when furnished to an individual

customer of BellSouth in the appropriate section of BellSouth's Tariffs. Specific tariff features (e.g., a usage allowance per month) shall not be aggregated across multiple resold services.

- 4.3 If Megagate cancels an order for resold services, any costs incurred by BellSouth in conjunction with provisioning of such order will be recovered in accordance with BellSouth's GSST and Private Line Services Tariffs.

- 4.4 Service Jointly Provisioned with an Independent Company or CLEC

- 4.4.1 BellSouth will in some instances provision resold services in accordance with BellSouth's GSST and Private Line Tariffs jointly with an Independent Company (ICO) or other CLEC.

- 4.4.2 When Megagate assumes responsibility for such service, all terms and conditions defined in the Tariff will apply for services provided within the BellSouth service area only.

- 4.4.3 Service terminating in an ICO or other CLEC area will be provisioned and billed by the ICO or other CLEC directly to Megagate.

- 4.4.4 Megagate must establish a billing arrangement with the ICO or other CLEC prior to assuming a customer account where such circumstances apply.

- 4.4.5 Specific guidelines regarding such services are available on the BellSouth Interconnection Web site.

- 5. Maintenance of Services**

- 5.1 Services resold pursuant to this Attachment and BellSouth's GSST and Private Line Service Tariff and facilities and equipment provided by BellSouth shall be maintained by BellSouth.

- 5.2 Megagate or its customers may not rearrange, move, disconnect, remove or attempt to repair any facilities owned by BellSouth except with the written consent of BellSouth.

- 5.3 Megagate accepts responsibility to notify BellSouth of situations that arise that may result in a service problem.

- 5.4 Megagate will contact the appropriate repair centers in accordance with procedures established by BellSouth.

- 5.5 For all repair requests, Megagate shall adhere to BellSouth's prescreening guidelines prior to referring the trouble to BellSouth.

- 5.6 BellSouth reserves the right to contact Megagate's customers, if deemed necessary, for maintenance purposes.

- 6. Discontinuance of Service**

- 6.1 The procedures for discontinuing service to a customer are as follows:

- 6.1.1 BellSouth will deny service to Megagate's customer on behalf of, and at the request of, Megagate. Upon restoration of the customer's service, restoral charges will apply and will be the responsibility of Megagate.

- 6.1.2 At the request of Megagate, BellSouth will disconnect a Megagate customer.
- 6.1.3 All requests by Megagate for denial or disconnection of a customer for nonpayment must be in writing.
- 6.1.4 Megagate will be made solely responsible for notifying the customer of the proposed disconnection of the service.
- 6.1.5 BellSouth will continue to process calls made to the Annoyance Call Center and will advise Megagate when it is determined that annoyance calls are originated from one of its customer's locations. BellSouth shall be indemnified, defended and held harmless by Megagate and/or the customer against any claim, loss or damage arising from providing this information to Megagate. It is the responsibility of Megagate to take the corrective action necessary with its customer who make annoying calls. (Failure to do so will result in BellSouth's disconnecting the customer's service.)

7. White Pages Listings

- 7.1 BellSouth shall provide Megagate and its end users access to white pages directory listings under the following terms:
 - 7.1.1 Listings. Megagate shall provide all new, changed and deleted listings on a timely basis and BellSouth or its agent will include Megagate residential and business customer listings in the appropriate White Pages (residential and business) or alphabetical directories in the geographic areas covered by this Agreement. Directory listings will make no distinction between Megagate and BellSouth customers. Megagate shall provide listing information in accordance with the procedures set forth in The BellSouth Business Rules for Local Ordering found at BellSouth's Interconnection Services Web site.
 - 7.1.2 Unlisted/Non-Published Customers. Megagate will be required to provide to BellSouth the names, addresses and telephone numbers of all Megagate customers who wish to be omitted from directories. Unlisted/Non-Published listings will be subject to the rates as set forth in BellSouth's GSST and shall not be subject to the wholesale discount.
 - 7.1.3 Inclusion of Megagate Customers in Directory Assistance Database. BellSouth will include and maintain Megagate customer listings in BellSouth's Directory Assistance databases. Megagate shall provide such Directory Assistance listings to BellSouth at no charge.
 - 7.1.4 Listing Information Confidentiality. BellSouth will afford Megagate's directory listing information the same level of confidentiality that BellSouth affords its own directory listing information.
 - 7.1.5 Additional and Designer Listings. Additional and designer listings will be offered by BellSouth at tariffed rates as set forth in BellSouth's GSST and shall not be subject to the wholesale discount.
 - 7.1.6 Rates. So long as Megagate provides listing information to BellSouth as set forth in Section 7.1.2 above, BellSouth shall provide to Megagate one (1) basic White Pages directory listing per Megagate customer at no charge other than the manual

service order charge or the electronic service order charge, as appropriate, as described in Attachment 6.

- 7.2 Directories. BellSouth or its agent shall make available White Pages directories to Megagate customer at no charge or as specified in a separate agreement between Megagate and BellSouth's agent.
- 7.3 Procedures for submitting Megagate Subscriber Listing Information (SLI) are found in The BellSouth Business Rules for Local Ordering found at BellSouth's Interconnection Services Web site.
- 7.3.1 Megagate authorizes BellSouth to release all Megagate SLI provided to BellSouth by Megagate to qualifying third parties pursuant to either a license agreement or BellSouth's Directory Publishers Database Service (DPDS) in BellSouth's GSST. Such Megagate SLI shall be intermingled with BellSouth's own customer listings and listings of any other CLEC that has authorized a similar release of SLI.
- 7.3.2 No compensation shall be paid to Megagate for BellSouth's receipt of Megagate's SLI, or for the subsequent release to third parties of such SLI. In addition, to the extent BellSouth incurs costs to modify its systems to enable the release of Megagate's SLI, or costs on an ongoing basis to administer the release of Megagate's SLI, Megagate shall pay to BellSouth its proportionate share of the reasonable costs associated therewith. At any time that costs may be incurred to administer the release of Megagate's SLI, Megagate will be notified. If Megagate does not wish to pay its proportionate share of these reasonable costs, Megagate may instruct BellSouth that it does not wish to release its SLI to independent publishers, and Megagate shall amend this Agreement accordingly. Megagate will be liable for all costs incurred until the effective date of the amendment.
- 7.3.3 Neither BellSouth nor any agent shall be liable for the content or accuracy of any SLI provided by Megagate under this Agreement. Megagate shall indemnify, except to the extent caused by BellSouth's gross negligence or willful misconduct, hold harmless and defend BellSouth and its agents from and against any damages, losses, liabilities, demands, claims, suits, judgments, costs and expenses (including but not limited to reasonable attorneys' fees and expenses) arising from BellSouth's Tariff obligations or otherwise and resulting from or arising out of any third party's claim of inaccurate Megagate listings or use of the SLI provided pursuant to this Agreement. BellSouth may forward to Megagate any complaints received by BellSouth relating to the accuracy or quality of Megagate listings.
- 7.3.4 Listings and subsequent updates will be released consistent with BellSouth system changes and/or update scheduling requirements.
- 8. Operator Services (Operator Call Processing and Directory Assistance)**
- 8.1 Operator Call Processing (OCP) provides: (1) operator handling for call completion (for example, collect, third number billing, and manual calling-card calls); (2) operator or automated assistance for billing after the customer has dialed the called number (for example, calling card calls); and (3) special services including but not limited to Busy Line Verification and Emergency Line Interrupt

(ELI), Emergency Agency Call and operator-assisted Directory Assistance (DA).

- 8.2 Upon request for BellSouth OCP, BellSouth shall:
 - 8.2.1 Process 0+ and 0- dialed local calls.
 - 8.2.2 Process 0+ and 0- intraLATA toll calls.
 - 8.2.3 Process calls that are billed to Megagate customer's calling card that can be validated by BellSouth.
 - 8.2.4 Process person-to-person calls.
 - 8.2.5 Process collect calls.
 - 8.2.6 Provide the capability for callers to bill a third party and shall also process such calls.
 - 8.2.7 Process station-to-station calls.
 - 8.2.8 Process Busy Line Verify and ELI requests.
 - 8.2.9 Process emergency call trace originated by PSAP.
 - 8.2.10 Process operator-assisted DA calls.
 - 8.2.11 Adhere to equal access requirements, providing Megagate local customer the same IXC access that BellSouth provides its own operator service (OS).
 - 8.2.12 Exercise at least the same level of fraud control in providing OS to Megagate that BellSouth provides for its own OS.
 - 8.2.13 Perform Billed Number Screening when handling Collect, Person-to-Person, and Billed-To-Third-Party calls.
 - 8.2.14 Direct customer account and other similar inquiries to the customer service center designated by Megagate.
- 8.3 Upon Megagate's request BellSouth shall provide call records to Megagate in accordance with Optional Daily Usage File (ODUF) standards.
- 8.4 The interface requirements shall conform to the interface specifications for the platform used to provide OS as long as the interface conforms to industry standards.
- 8.5 DA Service
 - 8.5.1 DA Service provides local and non-local customer telephone number listings with the option to complete the call at the caller's direction separate and distinct from local switching.
 - 8.5.2 DA Service shall provide up to two (2) listing requests per call, if available and if requested by Megagate's customer. BellSouth shall provide caller-optional DA call completion service at rates set forth in BellSouth's GSST to one of the provided listings.
- 8.6 DA Service Updates. BellSouth shall update customer listings changes daily. These changes include:

- 8.6.1 New customer connections;
- 8.6.2 Customer disconnections;
- 8.6.3 Customer address changes; and
- 8.6.4 Non-listed and non-published numbers for use in emergencies.

9. Branding for Wholesale OCP and DA

- 9.1 BellSouth's branding feature provides a definable announcement to Megagate's customers using BellSouth's DA/OCP prior to placing such customers in queue or connecting them to an available operator or automated operator system. This feature allows Megagate to have its calls custom branded with Megagate's name on whose behalf BellSouth is providing DA and/or OCP. Rates for the branding features are set forth in Exhibit D.
- 9.2 BellSouth offers three (3) branding options to Megagate when ordering BellSouth's DA and OCP: BellSouth Branding, Unbranding and Custom Branding.
- 9.3 Megagate's order for Custom Branding is considered firm ten (10) business days after BellSouth's receipt of the order. Megagate may cancel its order more than ten (10) business days after BellSouth's receipt of the order. Megagate shall notify BellSouth in writing and shall pay all charges per the order. For branding and unbranding via Originating Line Number Screening (OLNS), Megagate must contact its Local Contract Manager to initiate the order via the OLNS Branding Order form.
- 9.4 Branding via OLNS
- 9.4.1 BellSouth Branding, Unbranding and Custom Branding are also available for DA, OCP or both via OLNS software. When utilizing this method of Unbranding or Custom Branding, Megagate shall not be required to purchase dedicated trunking.
- 9.4.2 BellSouth Branding is the default branding offering.
- 9.4.3 For BellSouth to provide Unbranding or Custom Branding via OLNS software for OCP or for DA, Megagate must have its OCN(s) and telephone numbers reside in BellSouth's Line Information Database (LIDB). To implement Unbranding and Custom Branding via OLNS software, Megagate must submit a manual order form which requires, among other things, Megagate's OCN and a forecast, pursuant to the appropriate BellSouth form provided, for the traffic volume anticipated for each BellSouth Traffic Operator Position System (TOPS) during the peak busy hour. Megagate shall provide updates to such forecast on a quarterly basis and at any time such forecasted traffic volumes are expected to change significantly. Upon Megagate's purchase of Unbranding or Custom Branding using OLNS software for any particular TOPS, all Megagate customers served by that TOPS will receive the Unbranded "no announcement" or the Custom Branded announcement.

10. LIDB

- 10.1 BellSouth LIDB stores current information on working telephone numbers and

billing account numbers.

10.2 Where Megagate is purchasing Resale services BellSouth shall utilize BellSouth's service order generated from Megagate LSR's to populate LIDB with Megagate's customer information. BellSouth provides access to information in its LIDB, including Megagate customer information, to its LIDB customers via queries to LIDB.

10.2.1 When necessary for fraud control measures, BellSouth may perform additions, updates and deletions of Megagate data to the LIDB (e.g., calling card deactivation).

10.2.2 Megagate will not be charged a fee for LIDB storage services provided by BellSouth to Megagate pursuant to this Attachment.

10.3 Responsibilities of the Parties

10.3.1 BellSouth will administer the data provided by Megagate pursuant to this Agreement in the same manner as BellSouth administers its own data.

10.3.2 Megagate is responsible for completeness and accuracy of the data being provided to BellSouth.

10.3.3 BellSouth shall not be responsible to Megagate for any lost revenue which may result from BellSouth's administration of the LIDB pursuant to its established practices and procedures as they exist and as they may be changed by BellSouth in its sole discretion from time to time.

11. Revenue Accounting Office (RAO) Hosting

11.2 RAO Hosting is not required for resale in the BellSouth region.

12. Optional Daily Usage File (ODUF)

12.1 The ODUF Agreement with terms and conditions is included in this Attachment as Exhibit B. Rates for ODUF are as set forth in Exhibit D.

12.2 BellSouth will provide ODUF service upon written request.

13. Enhanced Optional Daily Usage File (EODUF)

13.1 The EODUF service Agreement with terms and conditions is included in this Attachment as Exhibit C. Rates for EODUF are as set forth in Exhibit D.

13.2 BellSouth will provide EODUF service upon written request.

EXCLUSIONS AND LIMITATIONS ON SERVICES AVAILABLE FOR RESALE (Note 4)

| Type of Service | AL | | FL | | GA | | KY | | LA | | MS | | NC | | SC | | TN | |
|---------------------------------------|---|----------|--------|----------|--------|----------|--------|----------|--------|----------|--------|----------|--------|----------|--------|----------|--------|----------|
| | Resale | Discount | Resale | Discount | Resale | Discount | Resale | Discount | Resale | Discount | Resale | Discount | Resale | Discount | Resale | Discount | Resale | Discount |
| 1 Grandfathered Services (Note 1) | Yes | Yes | Yes | Yes | Yes | Yes | Yes | Yes | Yes | Yes | Yes | Yes | Yes | Yes | Yes | Yes | Yes | Yes |
| 2 Promotions - > 90 Days(Note 2 &3) | Yes | Yes | Yes | Yes | Yes | Yes | Yes | Yes | Yes | Yes | Yes | Yes | Yes | Yes | Yes | Yes | Yes | Yes |
| 3 Promotions - < 90 Days (Note 2 & 3) | Yes | No | Yes | No | Yes | No | Yes | No | Yes | No | Yes | No | Yes | No | Yes | No | Yes | No |
| 4 Lifeline/Link Up Services | Yes | Yes | Yes | Yes | Yes | Yes | Yes | Yes | Yes | Yes | Yes | Yes | Yes | Yes | Yes | Yes | Yes | Yes |
| 5 911/E911 Services | Yes | Yes | Yes | Yes | Yes | Yes | Yes | Yes | No | No | Yes | Yes | Yes | Yes | Yes | Yes | Yes | Yes |
| 6 N11 Services (Note 1) | Yes | Yes | Yes | Yes | Yes | Yes | No | No | No | No | Yes | Yes | Yes | Yes | No | No | Yes | Yes |
| 7 MemoryCall®Service | Yes | No | Yes | No | Yes | No | Yes | No | Yes | No | Yes | No | Yes | No | Yes | No | Yes | No |
| 8 Mobile Services | Yes | No | Yes | No | Yes | No | Yes | No | Yes | No | Yes | No | Yes | No | Yes | No | Yes | No |
| 9 Federal Subscriber Line Charges | Yes | No | Yes | No | Yes | No | Yes | No | Yes | No | Yes | No | Yes | No | Yes | No | Yes | No |
| 10 Nonrecurring Charges | Yes | Yes | Yes | Yes | Yes | Yes | Yes | Yes | Yes | Yes | Yes | Yes | Yes | Yes | Yes | Yes | Yes | No |
| 11 EUCL Charge | Yes | No | Yes | No | Yes | No | Yes | No | Yes | No | Yes | No | Yes | No | Yes | No | Yes | No |
| 12 Public Telephone Access Svc(PTAS) | Yes | Yes | Yes | Yes | Yes | Yes | Yes | Yes | Yes | Yes | Yes | Yes | Yes | Yes | Yes | No | Yes | Yes |
| 13 Inside Wire Maint Service Plan | Yes | No | Yes | No | Yes | No | Yes | No | Yes | No | Yes | No | Yes | No | Yes | No | Yes | No |
| Applicable Notes: | | | | | | | | | | | | | | | | | | |
| 1. | Grandfathered services can be resold only to existing subscribers of the grandfathered service. | | | | | | | | | | | | | | | | | |
| 2. | Where available for resale, promotions will be made available only to customers who would have qualified for the promotion had it been provided by BellSouth directly. Promotions shall be available only for the term set forth in the applicable tariff. | | | | | | | | | | | | | | | | | |
| 3. | Promotions shall be available only for the term set forth in the applicable tariff. | | | | | | | | | | | | | | | | | |
| 4. | Some of BellSouth's local exchange and toll Telecommunications Services are not available in certain central offices and areas. | | | | | | | | | | | | | | | | | |

Optional Daily Usage File

1. Upon written request from Megagate, BellSouth will provide the ODUF service to Megagate pursuant to the terms and conditions set forth in this section.
2. Megagate shall furnish all relevant information required by BellSouth for the provision of the ODUF.
3. The ODUF feed provides Megagate messages that were carried over the BellSouth network and processed by BellSouth for Megagate.
4. Charges for ODUF will appear on Megagate's monthly bills for the previous month's usage in arrears. The charges are as set forth in Exhibit D.
5. The ODUF feed will contain both rated and unrated messages. All messages will be in the standard Alliance for Telecommunications Industry Solutions (ATIS) Exchange Message Interface (EMI) record format.
6. ODUF Specifications
 - 6.1 ODUF Message to be Transmitted
 - 6.1.1 The following messages recorded by BellSouth will be transmitted to Megagate:
 - 6.1.1.1 Message recording for per use/per activation type services (examples: Three Way Calling, Verify, Interrupt, Call Return, etc.);
 - 6.1.1.2 Measured local calls;
 - 6.1.1.3 Directory Assistance messages;
 - 6.1.1.4 IntraLATA Toll;
 - 6.1.1.5 WATS and 800 Service;
 - 6.1.1.6 N11;
 - 6.1.1.7 Information Service Provider Messages;
 - 6.1.1.8 OS Messages;
 - 6.1.1.9 OS Message Attempted Calls;
 - 6.1.1.10 Credit/Cancel Records; and
 - 6.1.1.11 Usage for Voice Mail Message Service.
 - 6.1.2 Rated Incollects (messages BellSouth receives from other revenue accounting offices) appear on ODUF. Rated Incollects will be intermingled with BellSouth recorded rated and unrated usage. Rated Incollects will not be packed separately.
 - 6.1.3 BellSouth will perform duplicate record checks on records processed to ODUF. Any duplicate messages detected will be deleted and not sent to Megagate.
 - 6.1.4 In the event that Megagate detects a duplicate on ODUF they receive from BellSouth, Megagate will drop the duplicate message and will not return the duplicate to BellSouth.

6.2 ODUF Physical File Characteristics

6.2.1 ODUF will be distributed to Megagate via Secure File Transfer Protocol (FTP). The ODUF feed will be a variable block format. The data on the ODUF feed will be in a non-compacted EMI format (one hundred seventy-five (175) byte format plus modules). It will be created on a daily basis Monday through Friday except holidays. Details such as dataset name and delivery schedule will be addressed during negotiations of the distribution medium. There will be a maximum of one (1) dataset per workday per OCN. If BellSouth determines the Secure FTP Mailbox is nearing capacity levels, BellSouth may move the customer to CONNECT:Direct file delivery.

6.2.2 If the customer is moved, CONNECT:Direct data circuits (private line or dial-up) will be required between BellSouth and Megagate for the purpose of data transmission. Where a dedicated line is required, Megagate will be responsible for ordering the circuit, overseeing its installation and coordinating the installation with BellSouth. Megagate will also be responsible for any charges associated with this line. Equipment required on the BellSouth end to attach the line to the mainframe computer and to transmit messages successfully on an ongoing basis will be negotiated on an individual case basis. Any costs incurred for such equipment will be Megagate's responsibility. Where a dial-up facility is required, dial circuits will be installed in the BellSouth data center by BellSouth and the associated charges assessed to Megagate. Additionally, all message toll charges associated with the use of the dial circuit by Megagate will be the responsibility of Megagate. Associated equipment on the BellSouth end, including a modem, will be negotiated on an individual case basis between the Parties. All equipment, including modems and software, that is required on Megagate's end for the purpose of data transmission will be the responsibility of Megagate.

6.2.3 If Megagate utilizes FTP for data file transmission, purchase of the FTP software will be the responsibility of Megagate.

6.3 ODUF Packing Specifications

6.3.1 The data will be packed using ATIS EMI records. A pack will contain a minimum of one (1) message record or a maximum of ninety-nine thousand nine hundred and ninety-nine (99,999) message records plus a pack header record and a pack trailer record. One transmission can contain a maximum of ninety-nine (99) packs and a minimum of one (1) pack.

6.3.2 The OCN, From RAO, and Invoice Number will control the invoice sequencing. The From RAO will be used to identify to Megagate which BellSouth RAO is sending the message. BellSouth and Megagate will use the invoice sequencing to control data exchange. BellSouth will be notified of sequence failures identified by Megagate and resend the data as appropriate.

6.4 ODUF Pack Rejection

6.4.1 Megagate will notify BellSouth within one (1) business day of rejected packs (via the mutually agreed medium). Packs could be rejected because of pack sequencing discrepancies or a critical edit failure on the Pack Header or Pack

Trailer records (e.g., out-of-balance condition on grand totals, invalid data populated). Standard ATIS EMI error codes will be used. Megagate will not be required to return the actual rejected data to BellSouth. Rejected packs will be corrected and retransmitted to Megagate by BellSouth.

6.5 ODUF Control Data

6.5.1 Megagate will send one confirmation record per pack that is received from BellSouth. This confirmation record will indicate Megagate's receipt of the pack and the acceptance or rejection of the pack. Pack Status Code(s) will be populated using standard ATIS EMI error codes for packs that were rejected by Megagate for reasons stated in the above section.

6.6 ODUF Testing

6.6.1 Upon request from Megagate, BellSouth shall send ODUF test files to Megagate. The Parties agree to review and discuss the ODUF file content and/or format. For testing of usage results, BellSouth shall request that Megagate set up a production (live) file. The live test may consist of Megagate's employees making test calls for the types of services Megagate requests on ODUF. These test calls are logged by Megagate, and the logs are provided to BellSouth. These logs will be used to verify the files. Testing will be completed within thirty (30) days from the date on which the initial test file was sent.

Enhanced Optional Daily Usage File

1. Upon written request from Megagate, BellSouth will provide the EODUF service to Megagate pursuant to the terms and conditions set forth in this section. EODUF will only be sent to existing ODUF subscribers who request the EODUF option.
2. Megagate shall furnish all relevant information required by BellSouth for the provision of the EODUF.
3. The EODUF will provide usage data for local calls originating from resold Flat Rate Business and Residential Lines.
4. Charges for EODUF will appear on Megagate's monthly bills for the previous month's usage in arrears. The charges are as set forth in Exhibit D.
5. All messages will be in the standard ATIS EMI record format.
6. Messages that error in the billing system of Megagate will be the responsibility of Megagate. If, however, Megagate should encounter significant volumes of errored messages that prevent processing by Megagate within its systems, BellSouth will work with Megagate to determine the source of the errors and the appropriate resolution.
7. EODUF Specifications
 - 7.1 EODUF Usage To Be Transmitted
 - 7.1.1 The following messages recorded by BellSouth will be transmitted to Megagate:
 - 7.1.1.1 Customer usage data for flat rated local calls originating from Megagate's customer lines (1FB or 1FR). The EODUF record for flat rate messages will include:
 - 7.1.1.1.1 Date of Call
 - 7.1.1.1.2 From Number
 - 7.1.1.1.3 To Number
 - 7.1.1.1.4 Connect Time
 - 7.1.1.1.5 Conversation Time
 - 7.1.1.1.6 Method of Recording
 - 7.1.1.1.7 From RAO
 - 7.1.1.1.8 Rate Class
 - 7.1.1.1.9 Message Type
 - 7.1.1.1.10 Billing Indicators
 - 7.1.1.1.11 Bill to Number

- 7.1.2 BellSouth will perform duplicate record checks on EODUF records processed to ODUF. Any duplicate messages detected will be deleted and not sent to Megagate.
- 7.1.3 In the event that Megagate detects a duplicate on EODUF they receive from BellSouth, Megagate will drop the duplicate message and will not return the duplicate to BellSouth.
- 7.2 EODUF Physical File Characteristics
 - 7.2.1 EODUF feed will be distributed to Megagate via FTP. The EODUF messages will be intermingled among Megagate's ODUF messages. The EODUF will be a variable block format. The data on the EODUF will be in a non-compacted EMI format (one hundred seventy-five (175) byte format plus modules). It will be created on a daily basis Monday through Friday except holiday. If BellSouth determines the Secure FTP mailbox is nearing capacity levels, BellSouth may move the customer to CONNECT:Direct file delivery.
 - 7.2.2 Data circuits (private line or dial-up) may be required between BellSouth and Megagate for the purpose of data transmission. Where a dedicated line is required, Megagate will be responsible for ordering the circuit, overseeing its installation and coordinating the installation with BellSouth. Megagate will also be responsible for any charges associated with this line. Equipment required on the BellSouth end to attach the line to the mainframe computer and to transmit successfully ongoing will be negotiated on an individual case basis. Where a dial-up facility is required, dial circuits will be installed in the BellSouth data center by BellSouth and the associated charges assessed to Megagate. Additionally, all message toll charges associated with the use of the dial circuit by Megagate will be the responsibility of Megagate. Associated equipment on the BellSouth end, including a modem, will be negotiated on an individual case basis between the Parties. All equipment, including modems and software, that is required on Megagate's end for the purpose of data transmission will be the responsibility of Megagate.
 - 7.2.3 If Megagate utilizes FTP for data file transmission, purchase of the FTP software will be the responsibility of Megagate.
- 7.3 EODUF Packing Specifications
 - 7.3.1 The data will be packed using ATIS EMI records. A pack will contain a minimum of one (1) message record or a maximum of ninety-nine thousand nine hundred and ninety-nine (99,999) message records plus a pack header record and a pack trailer record. One transmission can contain a maximum of ninety-nine (99) packs and a minimum of one (1) pack.
 - 7.3.2 The OCN, From RAO, and Invoice Number will control the invoice sequencing. The From RAO will be used to identify to Megagate which BellSouth RAO is sending the message. BellSouth and Megagate will use the invoice sequencing to control data exchange. BellSouth will be notified of sequence failures identified by Megagate and resend the data as appropriate.

| RESALE DISCOUNTS & RATES - Alabama | | | | | | | | | | | | | Attachment: 1 Exh D | | | | | | | |
|--|---------------|--|--|--|--|---------|------|-----|--------|----------|--------------|----------|----------------------------------|--------------------------------------|--|--|---|---|-------|-------|
| CATEGORY | RATE ELEMENTS | | | | | Interim | Zone | BCS | USOC | | RATES(\$) | | Svc Order Submitted Elec per LSR | Svc Order Submitted Manually per LSR | Incremental Charge - Manual Svc Order vs. Electronic-1st | Incremental Charge - Manual Svc Order vs. Electronic-Add'l | Incremental Charge - Manual Svc Order vs. Electronic-Disc 1st | Incremental Charge - Manual Svc Order vs. Electronic-Disc Add'l | | |
| | | | | | | | | | | Rec | Nonrecurring | | Nonrecurring Disconnect | | OSS Rates(\$) | | | | | |
| | | | | | | | | | | | First | Add'l | First | Add'l | SOME C | SOMAN | SOMAN | SOMAN | SOMAN | SOMAN |
| APPLICABLE DISCOUNTS | | | | | | | | | | | | | | | | | | | | |
| | | Residence % | | | | | | | | 16.30 | | | | | | | | | | |
| | | Business % | | | | | | | | 16.30 | | | | | | | | | | |
| | | CSAs % | | | | | | | | 16.30 | | | | | | | | | | |
| OPERATIONS SUPPORT SYSTEMS (OSS) - "REGIONAL RATES" | | | | | | | | | | | | | | | | | | | | |
| NOTE: (1) CLEC should contact its contract negotiator if it prefers the "state specific" OSS charges as ordered by the State Commissions. The OSS charges currently contained in this rate exhibit are the BellSouth "regional" service ordering charges. CLEC may elect either the state specific Commission ordered rates for the service ordering charges, or CLEC may elect the regional service ordering charge, however, CLEC can not obtain a mixture of the two regardless if CLEC has a interconnection contract established in | | | | | | | | | | | | | | | | | | | | |
| | | OSS - Electronic Service Order Charge, Per Local Service Request (LSR) - Resale Only | | | | | | | SOME C | | 3.50 | 0.00 | 3.50 | 0.00 | | | | | | |
| | | OSS - Manual Service Order Charge, Per Local Service Request (LSR) - Resale Only | | | | | | | SOMAN | | 19.99 | 0.00 | 19.99 | 0.00 | | | | | | |
| ODUF/EODUF SERVICES | | | | | | | | | | | | | | | | | | | | |
| OPTIONAL DAILY USAGE FILE (ODUF) | | | | | | | | | | | | | | | | | | | | |
| | | ODUF: Recording, per message | | | | | | | | 0.000011 | | | | | | | | | | |
| | | ODUF: Message Processing, per message | | | | | | | | 0.004101 | | | | | | | | | | |
| | | ODUF: Message Processing, per Magnetic Tape provisioned | | | | | | | | 42.67 | | | | | | | | | | |
| | | ODUF: Data Transmission (CONNECT:DIRECT), per message | | | | | | | | 0.000094 | | | | | | | | | | |
| ENHANCED OPTIONAL DAILY USAGE FILE (EODUF) | | | | | | | | | | | | | | | | | | | | |
| | | EODUF: Message Processing, per message | | | | | | | | 0.22 | | | | | | | | | | |
| SELECTIVE CALL ROUTING USING LINE CLASS CODES (SCR-LCC) | | | | | | | | | | | | | | | | | | | | |
| | | Selective Routing Per Unique Line Class Code Per Request Per Switch | | | | | | | | | 84.70 | 84.70 | 14.11 | 14.11 | | | | | | |
| DIRECTORY ASSISTANCE CUSTOM BRANDING ANNOUNCEMENT via OLNS SOFTWARE | | | | | | | | | | | | | | | | | | | | |
| | | Recording of DA Custom Branded Announcement | | | | | | | | | 3,000.00 | 3,000.00 | | | | | | | | |
| | | Loading of DA Custom Branded Announcement per Switch per OCN | | | | | | | | | 1,170.00 | 1,170.00 | | | | | | | | |
| DIRECTORY ASSISTANCE UNBRANDING via OLNS SOFTWARE | | | | | | | | | | | | | | | | | | | | |
| | | Loading of DA per OCN (1 OCN per Order) | | | | | | | | | 420.00 | 420.00 | | | | | | | | |
| | | Loading of DA per Switch per OCN | | | | | | | | | 16.00 | 16.00 | | | | | | | | |
| OPERATOR ASSISTANCE CUSTOM BRANDING ANNOUNCEMENT via OLNS SOFTWARE | | | | | | | | | | | | | | | | | | | | |
| | | Recording of Custom Branded OA Announcement | | | | | | | | | 7,000.00 | 7,000.00 | | | | | | | | |
| | | Loading of Custom Branded OA Announcement per shelf/NAV per OCN | | | | | | | | | 500.00 | 500.00 | | | | | | | | |
| | | Loading of OA Custom Branded Announcement per Switch per OCN | | | | | | | | | 1,170.00 | 1,170.00 | | | | | | | | |
| OPERATOR ASSISTANCE UNBRANDING via OLNS SOFTWARE | | | | | | | | | | | | | | | | | | | | |
| | | Loading of OA per OCN (Regional) | | | | | | | | | 1,200.00 | 1,200.00 | | | | | | | | |

| RESALE DISCOUNTS & RATES - Florida | | | | | | | | | | | | | | Attachment: 1 Exh D | | | | |
|--|--|--|--|--|--|---------|------|-----|-------|------------|--------------|----------|----------------------------------|--------------------------------------|--|--|---|---|
| CATEGORY | RATE ELEMENTS | | | | | Interim | Zone | BCS | USOC | | RATES(\$) | | Svc Order Submitted Elec per LSR | Svc Order Submitted Manually per LSR | Incremental Charge - Manual Svc Order vs. Electronic-1st | Incremental Charge - Manual Svc Order vs. Electronic-Add'l | Incremental Charge - Manual Svc Order vs. Electronic-Disc 1st | Incremental Charge - Manual Svc Order vs. Electronic-Disc Add'l |
| | | | | | | | | | | Rec | Nonrecurring | | Nonrecurring Disconnect | | OSS Rates(\$) | | | |
| | | | | | | | | | | | First | Add'l | First | Add'l | SOMEc | SOMAN | SOMAN | SOMAN |
| APPLICABLE DISCOUNTS | | | | | | | | | | | | | | | | | | |
| | | Residence % | | | | | | | 21.83 | | | | | | | | | |
| | | Business % | | | | | | | 16.81 | | | | | | | | | |
| | | CSAs % | | | | | | | 16.81 | | | | | | | | | |
| OPERATIONS SUPPORT SYSTEMS (OSS) - "REGIONAL RATES" | | | | | | | | | | | | | | | | | | |
| NOTE: (1) CLEC should contact its contract negotiator if it prefers the "state specific" OSS charges as ordered by the State Commissions. The OSS charges currently contained in this rate exhibit are the BellSouth "regional" service ordering charges. CLEC may elect either the state specific Commission ordered rates for the service ordering charges, or CLEC may elect the regional service ordering charge, however, CLEC can not obtain a mixture of the two regardless if CLEC has a interconnection contract established in | | | | | | | | | | | | | | | | | | |
| | | OSS - Electronic Service Order Charge, Per Local Service Request (LSR) - Resale Only | | | | | | | SOMEc | | 3.50 | 0.00 | 3.50 | 0.00 | | | | |
| | | OSS - Manual Service Order Charge, Per Local Service Request (LSR) - Resale Only | | | | | | | SOMAN | | 19.99 | 0.00 | 19.99 | 0.00 | | | | |
| ODUF/EODUF SERVICES | | | | | | | | | | | | | | | | | | |
| | OPTIONAL DAILY USAGE FILE (ODUF) | | | | | | | | | | | | | | | | | |
| | | ODUF: Recording, per message | | | | | | | | 0.0000071 | | | | | | | | |
| | | ODUF: Message Processing, per message | | | | | | | | 0.002146 | | | | | | | | |
| | | ODUF: Message Processing, per Magnetic Tape provisioned | | | | | | | | 35.91 | | | | | | | | |
| | | ODUF: Data Transmission (CONNECT:DIRECT), per message | | | | | | | | 0.00010375 | | | | | | | | |
| | ENHANCED OPTIONAL DAILY USAGE FILE (EODUF) | | | | | | | | | | | | | | | | | |
| | | EODUF: Message Processing, per message | | | | | | | | 0.080698 | | | | | | | | |
| SELECTIVE CALL ROUTING USING LINE CLASS CODES (SCR-LCC) | | | | | | | | | | | | | | | | | | |
| | | Selective Routing Per Unique Line Class Code Per Request Per Switch | | | | | | | | | 93.55 | 93.55 | 12.71 | 12.71 | | | | |
| DIRECTORY ASSISTANCE CUSTOM BRANDING ANNOUNCEMENT via OLNS SOFTWARE | | | | | | | | | | | | | | | | | | |
| | | Recording of DA Custom Branded Announcement | | | | | | | | | 3,000.00 | 3,000.00 | | | | | | |
| | | Loading of DA Custom Branded Announcement per Switch per OCN | | | | | | | | | 1,170.00 | 1,170.00 | | | | | | |
| DIRECTORY ASSISTANCE UNBRANDING via OLNS SOFTWARE | | | | | | | | | | | | | | | | | | |
| | | Loading of DA per OCN (1 OCN per Order) | | | | | | | | | 420.00 | 420.00 | | | | | | |
| | | Loading of DA per Switch per OCN | | | | | | | | | 16.00 | 16.00 | | | | | | |
| OPERATOR ASSISTANCE CUSTOM BRANDING ANNOUNCEMENT via OLNS SOFTWARE | | | | | | | | | | | | | | | | | | |
| | | Recording of Custom Branded OA Announcement | | | | | | | | | 7,000.00 | 7,000.00 | | | | | | |
| | | Loading of Custom Branded OA Announcement per shelf/NAV per OCN | | | | | | | | | 500.00 | 500.00 | | | | | | |
| | | Loading of OA Custom Branded Announcement per Switch per OCN | | | | | | | | | 1,170.00 | 1,170.00 | | | | | | |
| OPERATOR ASSISTANCE UNBRANDING via OLNS SOFTWARE | | | | | | | | | | | | | | | | | | |
| | | Loading of OA per OCN (Regional) | | | | | | | | | 1,200.00 | 1,200.00 | | | | | | |

| RESALE DISCOUNTS & RATES - North Carolina | | | | | | | | | | | | | Attachment: 1 Exh D | | | | | |
|--|--|--|--|--|---------|------|-------|------------|--------------|----------|-------------------------|-------|----------------------------------|--------------------------------------|--|--|---|---|
| CATEGORY | RATE ELEMENTS | | | | Interim | Zone | BCS | USOC | RATES(\$) | | | | Svc Order Submitted Elec per LSR | Svc Order Submitted Manually per LSR | Incremental Charge - Manual Svc Order vs. Electronic-1st | Incremental Charge - Manual Svc Order vs. Electronic-Add'l | Incremental Charge - Manual Svc Order vs. Electronic-Disc 1st | Incremental Charge - Manual Svc Order vs. Electronic-Disc Add'l |
| | | | | | | | | Rec | Nonrecurring | | Nonrecurring Disconnect | | OSS Rates(\$) | | | | | |
| | | | | | | | | | First | Add'l | First | Add'l | SOMEc | SOMAN | SOMAN | SOMAN | SOMAN | SOMAN |
| APPLICABLE DISCOUNTS | | | | | | | | | | | | | | | | | | |
| | | Residence % | | | | | | 21.50 | | | | | | | | | | |
| | | Business % | | | | | | 17.60 | | | | | | | | | | |
| | | CSAs % | | | | | | 17.60 | | | | | | | | | | |
| OPERATIONS SUPPORT SYSTEMS (OSS) - "REGIONAL RATES" | | | | | | | | | | | | | | | | | | |
| NOTE: (1) CLEC should contact its contract negotiator if it prefers the "state specific" OSS charges as ordered by the State Commissions. The OSS charges currently contained in this rate exhibit are the BellSouth "regional" service ordering charges. CLEC may elect either the state specific Commission ordered rates for the service ordering charges, or CLEC may elect the regional service ordering charge, however, CLEC can not obtain a mixture of the two regardless if CLEC has a interconnection contract established in | | | | | | | | | | | | | | | | | | |
| | | OSS - Electronic Service Order Charge, Per Local Service Request (LSR) - Resale Only | | | | | SOMEc | | 3.50 | 0.00 | 3.50 | 0.00 | | | | | | |
| | | OSS - Manual Service Order Charge, Per Local Service Request (LSR) - Resale Only | | | | | SOMAN | | 19.99 | 0.00 | 19.99 | 0.00 | | | | | | |
| ODUF/EODUF SERVICES | | | | | | | | | | | | | | | | | | |
| | OPTIONAL DAILY USAGE FILE (ODUF) | | | | | | | | | | | | | | | | | |
| | | ODUF: Recording, per message | | | | | | 0.0000174 | | | | | | | | | | |
| | | ODUF: Message Processing, per message | | | | | | 0.001647 | | | | | | | | | | |
| | | ODUF: Message Processing, per Magnetic Tape provisioned | | | | | | 35.91 | | | | | | | | | | |
| | | ODUF: Data Transmission (CONNECT:DIRECT), per message | | | | | | 0.00011029 | | | | | | | | | | |
| | ENHANCED OPTIONAL DAILY USAGE FILE (EODUF) | | | | | | | | | | | | | | | | | |
| | | EODUF: Message Processing, per message | | | | | | 0.131005 | | | | | | | | | | |
| SELECTIVE CALL ROUTING USING LINE CLASS CODES (SCR-LCC) | | | | | | | | | | | | | | | | | | |
| | | Selective Routing Per Unique Line Class Code Per Request Per Switch | | | | | | | 188.59 | | | | | | | | | |
| DIRECTORY ASSISTANCE CUSTOM BRANDING ANNOUNCEMENT via OLNS SOFTWARE | | | | | | | | | | | | | | | | | | |
| | | Recording of DA Custom Branded Announcement | | | | | | | 3,000.00 | 3,000.00 | | | | | | | | |
| | | Loading of DA Custom Branded Announcement per Switch per OCN | | | | | | | 1,170.00 | 1,170.00 | | | | | | | | |
| DIRECTORY ASSISTANCE UNBRANDING via OLNS SOFTWARE | | | | | | | | | | | | | | | | | | |
| | | Loading of DA per OCN (1 OCN per Order) | | | | | | | 420.00 | 420.00 | | | | | | | | |
| | | Loading of DA per Switch per OCN | | | | | | | 16.00 | 16.00 | | | | | | | | |
| OPERATOR ASSISTANCE CUSTOM BRANDING ANNOUNCEMENT via OLNS SOFTWARE | | | | | | | | | | | | | | | | | | |
| | | Recording of Custom Branded OA Announcement | | | | | | | 7,000.00 | 7,000.00 | | | | | | | | |
| | | Loading of Custom Branded OA Announcement per shelf/NAV per OCN | | | | | | | 500.00 | 500.00 | | | | | | | | |
| | | Loading of OA Custom Branded Announcement per Switch per OCN | | | | | | | 1,170.00 | 1,170.00 | | | | | | | | |
| OPERATOR ASSISTANCE UNBRANDING via OLNS SOFTWARE | | | | | | | | | | | | | | | | | | |
| | | Loading of OA per OCN (Regional) | | | | | | | 1,200.00 | 1,200.00 | | | | | | | | |

| RESALE DISCOUNTS & RATES - South Carolina | | | | | | | | | | | | | Attachment: 1 Exh D | | | | | |
|--|---------------|--|--|--|--|---------|------|-----|-------|------------|--------------|----------|----------------------------------|--------------------------------------|--|--|---|---|
| CATEGORY | RATE ELEMENTS | | | | | Interim | Zone | BCS | USOC | | RATES(\$) | | Svc Order Submitted Elec per LSR | Svc Order Submitted Manually per LSR | Incremental Charge - Manual Svc Order vs. Electronic-1st | Incremental Charge - Manual Svc Order vs. Electronic-Add'l | Incremental Charge - Manual Svc Order vs. Electronic-Disc 1st | Incremental Charge - Manual Svc Order vs. Electronic-Disc Add'l |
| | | | | | | | | | | Rec | Nonrecurring | | Nonrecurring Disconnect | | OSS Rates(\$) | | | |
| | | | | | | | | | | | First | Add'l | First | Add'l | SOMEc | SOMAN | SOMAN | SOMAN |
| APPLICABLE DISCOUNTS | | | | | | | | | | | | | | | | | | |
| | | Residence % | | | | | | | | 14.80 | | | | | | | | |
| | | Business % | | | | | | | | 14.80 | | | | | | | | |
| | | CSAs % | | | | | | | | 8.98 | | | | | | | | |
| OPERATIONS SUPPORT SYSTEMS (OSS) - "REGIONAL RATES" | | | | | | | | | | | | | | | | | | |
| NOTE: (1) CLEC should contact its contract negotiator if it prefers the "state specific" OSS charges as ordered by the State Commissions. The OSS charges currently contained in this rate exhibit are the BellSouth "regional" service ordering charges. CLEC may elect either the state specific Commission ordered rates for the service ordering charges, or CLEC may elect the regional service ordering charge, however, CLEC can not obtain a mixture of the two regardless if CLEC has a interconnection contract established in | | | | | | | | | | | | | | | | | | |
| | | OSS - Electronic Service Order Charge, Per Local Service Request (LSR) - Resale Only | | | | | | | SOMEc | | 3.50 | 0.00 | 3.50 | 0.00 | | | | |
| | | OSS - Manual Service Order Charge, Per Local Service Request (LSR) - Resale Only | | | | | | | SOMAN | | 19.99 | 0.00 | 19.99 | 0.00 | | | | |
| ODUF/EODUF SERVICES | | | | | | | | | | | | | | | | | | |
| OPTIONAL DAILY USAGE FILE (ODUF) | | | | | | | | | | | | | | | | | | |
| | | ODUF: Recording, per message | | | | | | | | 0.0000216 | | | | | | | | |
| | | ODUF: Message Processing, per message | | | | | | | | 0.004704 | | | | | | | | |
| | | ODUF: Message Processing, per Magnetic Tape provisioned | | | | | | | | 48.87 | | | | | | | | |
| | | ODUF: Data Transmission (CONNECT:DIRECT), per message | | | | | | | | 0.00010863 | | | | | | | | |
| ENHANCED OPTIONAL DAILY USAGE FILE (EODUF) | | | | | | | | | | | | | | | | | | |
| | | EODUF: Message Processing, per message | | | | | | | | 0.258301 | | | | | | | | |
| SELECTIVE CALL ROUTING USING LINE CLASS CODES (SCR-LCC) | | | | | | | | | | | | | | | | | | |
| | | Selective Routing Per Unique Line Class Code Per Request Per Switch | | | | | | | | | 84.89 | 84.89 | 14.14 | 14.14 | | | | |
| DIRECTORY ASSISTANCE CUSTOM BRANDING ANNOUNCEMENT via OLNS SOFTWARE | | | | | | | | | | | | | | | | | | |
| | | Recording of DA Custom Branded Announcement | | | | | | | | | 3,000.00 | 3,000.00 | | | | | | |
| | | Loading of DA Custom Branded Announcement per Switch per OCN | | | | | | | | | 1,170.00 | 1,170.00 | | | | | | |
| DIRECTORY ASSISTANCE UNBRANDING via OLNS SOFTWARE | | | | | | | | | | | | | | | | | | |
| | | Loading of DA per OCN (1 OCN per Order) | | | | | | | | | 420.00 | 420.00 | | | | | | |
| | | Loading of DA per Switch per OCN | | | | | | | | | 16.00 | 16.00 | | | | | | |
| OPERATOR ASSISTANCE CUSTOM BRANDING ANNOUNCEMENT via OLNS SOFTWARE | | | | | | | | | | | | | | | | | | |
| | | Recording of Custom Branded OA Announcement | | | | | | | | | 7,000.00 | 7,000.00 | | | | | | |
| | | Loading of Custom Branded OA Announcement per shelf/NAV per OCN | | | | | | | | | 500.00 | 500.00 | | | | | | |
| | | Loading of OA Custom Branded Announcement per Switch per OCN | | | | | | | | | 1,170.00 | 1,170.00 | | | | | | |
| OPERATOR ASSISTANCE UNBRANDING via OLNS SOFTWARE | | | | | | | | | | | | | | | | | | |
| | | Loading of OA per OCN (Regional) | | | | | | | | | 1,200.00 | 1,200.00 | | | | | | |

Attachment 2

Network Elements and Other Services

TABLE OF CONTENTS

1 INTRODUCTION..... 2

2 LOOPS..... 7

3 LINE SPLITTING 29

4 LOCAL SWITCHING..... 30

5 UNBUNDLED NETWORK ELEMENT COMBINATIONS..... 30

6 DEDICATED TRANSPORT AND DARK FIBER TRANSPORT..... 33

7 CALL RELATED DATABASES AND SIGNALING 42

8 AUTOMATIC LOCATION IDENTIFICATION/DATA MANAGEMENT SYSTEM 42

9 WHITE PAGE LISTINGS 46

RatesExhibit A

RatesExhibit B

Initial Wire Center ListExhibit C

ACCESS TO NETWORK ELEMENTS AND OTHER SERVICES

1 Introduction

- 1.1 This Attachment sets forth rates, terms and conditions for unbundled network elements (Network Elements) and combinations of Network Elements (Combinations) that BellSouth offers to Megagate for Megagate's provision of Telecommunications Services in accordance with its obligations under Section 251(c)(3) of the Act. Additionally, this Attachment sets forth the rates, terms and conditions for other facilities and services BellSouth makes available to Megagate (Other Services). Additionally, the provision of a particular Network Element or Other Service may require Megagate to purchase other Network Elements or services. In the event of a conflict between this Attachment and any other section or provision of this Agreement, the provisions of this Attachment shall control.
- 1.1.1 The state specific provisions set forth in Exhibits 1 and 2, attached hereto, shall apply to services provided in each respective state. To the extent that any provision set forth in Exhibits 1 and 2 conflicts with any other provision set forth in this Agreement, the provision contained in the Exhibit shall control in the applicable state.
- 1.1.2 Pursuant to this Agreement, BellSouth is only obligated to provision a Network Element, Combinations or Commingled circuits as provided for in Section 1.11, to Megagate's collocation or another carrier's collocation in accordance with this Attachment and Attachment 4 that is in accordance with industry standards and BellSouth's Technical References Megagate may use such Network Element, Combinations and Commingled circuits provisioned to Megagate's collocation or other carrier's collocation to connect to alternative carrier facilities.
- 1.2 The rates for each Network Element, Combinations and Other Services are set forth in Exhibits A and B. If no rate is identified in this Agreement, the rate will be as set forth in the applicable BellSouth tariff or as negotiated by the Parties upon request by either Party. If Megagate purchases service(s) from a tariff, all terms and conditions and rates as set forth in such tariff shall apply. A one-month minimum billing period shall apply to all Network Elements, Combinations and Other Services.
- 1.3 Megagate may purchase and use Network Elements and Other Services from BellSouth in accordance with 47 C.F.R § 51.309.
- 1.4 The Parties shall comply with the requirements as set forth in the technical references within this Attachment 2.
- 1.5 Megagate shall not obtain a Network Element for the exclusive provision of mobile wireless services or interexchange services.

- 1.6 Conversion of Wholesale Services to Network Elements or Network Elements to Wholesale Services. Upon request, BellSouth shall convert a wholesale service, or group of wholesale services, to the equivalent Network Element or Combination that is available to Megagate pursuant to Section 251 of the Act and under this Agreement or convert a Network Element or Combination that is available to Megagate pursuant to Section 251 of the Act and under this Agreement to an equivalent wholesale service or group of wholesale services offered by BellSouth (collectively "Conversion"). BellSouth shall charge the applicable nonrecurring switch-as-is rates for Conversions to specific Network Elements or Combinations found in Exhibit A. BellSouth shall also charge the same nonrecurring switch-as-is rates when converting from Network Elements or Combinations. Any rate change resulting from the Conversion will be effective as of the next billing cycle following BellSouth's receipt of a complete and accurate Conversion request from Megagate. A Conversion shall be considered termination for purposes of any volume and/or term commitments and/or grandfathered status between Megagate and BellSouth. Any change from a wholesale service/group of wholesale services to a Network Element/Combination, or from a Network Element/Combination to a wholesale service/group of wholesale services, that requires a physical rearrangement will not be considered to be a Conversion for purposes of this Agreement. BellSouth will not require physical rearrangements if the Conversion can be completed through record changes only. Orders for Conversions will be handled in accordance with the guidelines set forth in the Ordering Guidelines and Processes and CLEC Information Packages as referenced in Sections 1.13.1 and 1.13.2 below.
- 1.7 Except to the extent expressly provided otherwise in this Attachment, Megagate may not maintain unbundled network elements or combinations of unbundled network elements, that are no longer offered pursuant to this Agreement (collectively "Arrangements"). In the event BellSouth determines that Megagate has in place any Arrangements after the Effective Date of this Agreement, BellSouth will provide Megagate with thirty (30) days written notice to disconnect or convert such Arrangements. If Megagate fails to submit orders to disconnect or convert such Arrangements within such thirty (30) day period, BellSouth will transition such circuits to the equivalent tariffed BellSouth service(s). Those circuits identified and transitioned by BellSouth pursuant to this Section 1.7 shall be subject to all applicable disconnect charges as set forth in this Agreement and the full nonrecurring charges for installation of the equivalent tariffed BellSouth service as set forth in BellSouth's tariffs. The applicable recurring tariff charge shall apply to each circuit as of the Effective Date of this Agreement.
- 1.8 The Parties agree that for purposes of this Agreement, the list attached hereto as Exhibit C designates those wire centers that, as of March 10, 2005, meet the FCC's established criteria for non-impairment and constitutes BellSouth's list of non-impaired wire centers where certain high capacity (DS1 and above) Loops and high capacity Dedicated Transport are no longer available as Network Elements.

This list of non-impaired wire centers shall be subject to modification and/or the addition of wire centers without amendment provided the changes are compliant with the FCC's non-impairment criteria. Notification of such modification and/or addition of wire centers shall be via BellSouth's Web site. Upon the Effective Date of this Agreement, Megagate will not place any new orders for high capacity Dedicated Transport or high capacity Loops in those wire centers listed in Exhibit C as modified from time to time as provided for above. In all other wire centers, prior to submitting an order pursuant to this Agreement for high capacity Dedicated Transport or high capacity Loops, Megagate shall undertake a reasonably diligent inquiry to determine whether Megagate is entitled to unbundled access to such Network Elements in accordance with the terms of this Agreement. By submitting any such order, Megagate self-certifies that to the best of Megagate's knowledge, the high capacity Dedicated Transport or high capacity Loop requested is available as a Network Element pursuant to this Agreement. Upon receiving such order, BellSouth shall process the request in reliance upon Megagate's self-certification. To the extent BellSouth believes that such request does not comply with the terms of this Agreement, BellSouth shall seek dispute resolution in accordance with the General Terms and Conditions of this Agreement. In the event such dispute is resolved in BellSouth's favor, BellSouth shall bill Megagate the difference between the rates for such circuits pursuant to this Agreement and the applicable nonrecurring and recurring charges for the equivalent tariffed service from the date of installation to the date the circuit is transitioned to the equivalent tariffed service. Within thirty (30) days following a decision finding in BellSouth's favor, Megagate shall submit a spreadsheet identifying those non-compliant circuits to be transitioned to tariffed services or disconnected.

- 1.8.1 In the event that (1) BellSouth designated a wire center as non-impaired as set forth in Exhibit C or as set forth in a subsequent notification via BellSouth's Web site; (2) as a result of such designation, Megagate converted high capacity Dedicated Transport or high capacity Loops to other services or ordered new services as services other than high capacity Dedicated Transport or high capacity Loop UNEs subsequent to March 10, 2005; (3) Megagate otherwise would have been entitled to high capacity Dedicated Transport or high capacity Loops in such wire center at the time such alternative services were provisioned, and (4) BellSouth acknowledges, or a state or federal regulatory body with authority determines, that, at the time BellSouth designated such wire center as non-impaired, such wire center did not meet the FCC's non-impairment criteria, then upon request of Megagate consistent with the applicable ordering processes as reflected in the Guides located on BellSouth's Web site no later than sixty (60) days after BellSouth acknowledges or the state or federal regulatory body issues an order making such a finding, BellSouth shall transition to high capacity Dedicated Transport or high capacity Loops, as appropriate, any alternative services in such wire center that were established after such wire center was designated as non-impaired. In such instances, BellSouth shall refund to Megagate

the difference between the rate paid by Megagate for such services and the applicable rates set forth herein for high capacity Dedicated Transport or high capacity Loops, including but not limited to any charges associated with the Conversion (as defined in Section 1.6 above) from high capacity Dedicated Transport or high capacity Loops to other wholesale services, if applicable, for the period from the later of June 1, 2005, or the date the circuit became a wholesale service to the date the circuit is transitioned to high capacity Dedicated Transport or high capacity Loop as described in this Section. Similarly, in the event that on or after March 11, 2005 Megagate has placed orders for high capacity Dedicated Transport or high capacity Loops that are at the time that such orders are placed designated as non-impaired as set forth in Exhibit C or as set forth in a subsequent notification via BellSouth's web site, and Megagate acknowledges, or a state or federal regulatory body with authority determines, that the wire center(s) in or between which such high capacity Dedicated Transport or high capacity Loops were ordered are non-impaired with respect to such high capacity Dedicated Transport or high capacity Loops, then no later than sixty (60) days after such acknowledgement or finding, Megagate shall transition such high capacity Dedicated Transport or high capacity Loops to alternative wholesale services. In such instances, Megagate shall compensate BellSouth for the difference between the recurring and nonrecurring rates paid by Megagate for the high capacity Dedicated Transport or high capacity Loops and the applicable BellSouth tariff rate to which Megagate would have been entitled if Megagate had purchased such circuits from BellSouth's tariffs, including but not limited to any charges associated with converting such high capacity Dedicated Transport or high capacity Loops to wholesale services.

- 1.9 Megagate may utilize Network Elements and Other Services to provide services in accordance with this Agreement, as long as such services are not inconsistent with industry standards (where such standards exist) and applicable BellSouth Technical References and do not interfere with the operation of BellSouth's network.
- 1.10 BellSouth will perform Routine Network Modifications (RNM) in accordance with FCC 47 C.F.R. § 51.319 (a)(7) and (e)(4) for Loops and Dedicated Transport provided under this Attachment. If BellSouth has anticipated such RNM and performs them during normal operations and has recovered the costs for performing such modifications through the rates set forth in Exhibit A, then BellSouth shall perform such RNM at no additional charge. RNM shall be performed within the intervals established for the Network Element and subject to the performance measurements and associated remedies set forth in Attachment 9 of this Agreement to the extent such RNM were anticipated in the setting of such intervals. If BellSouth has not anticipated a requested network modification as being a RNM and has not recovered the costs of such RNM in the rates set forth in Exhibit A, then such request will be handled as a project on an individual case basis. BellSouth will provide a price quote for the request and, upon receipt of payment from Megagate, BellSouth shall perform the RNM.

1.11 Commingling of Services

- 1.11.1 Commingling means the connecting, attaching, or otherwise linking of a Network Element, or a Combination, to one or more Telecommunications Services or facilities that Megagate has obtained at wholesale from BellSouth, or the combining of a Network Element or Combination with one or more such wholesale Telecommunications Services or facilities. Megagate must comply with all rates, terms or conditions applicable to such wholesale Telecommunications Services or facilities.
- 1.11.2 Subject to the limitations set forth elsewhere in this Attachment, BellSouth shall not deny access to a Network Element or a Combination on the grounds that one or more of the elements: (1) is connected to, attached to, linked to, or combined with such a facility or service obtained from BellSouth; or (2) shares part of BellSouth's network with access services or inputs for mobile wireless services and/or interexchange services.
- 1.11.3 Unless otherwise agreed to by the Parties, the Network Element portion of a commingled circuit will be billed at the rates set forth in Exhibit A and the remainder of the circuit or service will be billed in accordance with BellSouth's tariffed rates or rates set forth in a separate agreement between the Parties.
- 1.11.4 When multiplexing equipment is attached to a commingled circuit, the multiplexing equipment will be billed from the same agreement or tariff as the higher bandwidth circuit. Central Office Channel Interfaces (COCI) will be billed from the same agreement or tariff as the lower bandwidth circuit.
- 1.11.5 Except as otherwise expressly provided for in this agreement, notwithstanding any other provision of this Agreement, BellSouth shall not be obligated to commingle or combine Network Elements or Combinations with any service, network element or other offering that it is obligated to make available only pursuant to Section 271 of the Act.
- 1.12 Terms and conditions for order cancellation charges and Service Date Advancement Charges will apply in accordance with Attachment 6 and are incorporated herein by this reference. The charges shall be as set forth in Exhibit A.

1.13 Ordering Guidelines and Processes

- 1.13.1 For information regarding Ordering Guidelines and Processes for various Network Elements, Combinations and Other Services, Megagate should refer to the "Guides" section of the BellSouth Interconnection Web site.

- 1.13.2 Additional information may also be found in the individual CLEC Information Packages located at the “CLEC UNE Products” on BellSouth’s Interconnection Web site.
- 1.13.3 The provisioning of Network Elements, Combinations and Other Services to Megagate’s Collocation Space will require cross-connections within the central office to connect the Network Element, Combinations or Other Services to the demarcation point associated with Megagate’s Collocation Space. These cross-connections are separate components that are not considered a part of the Network Element, Combinations or Other Services and, thus, have a separate charge pursuant to this Agreement.
- 1.13.4 Testing/Trouble Reporting
- 1.13.4.1 Megagate will be responsible for testing and isolating troubles on Network Elements. Megagate must test and isolate trouble to the BellSouth network before reporting the trouble to the UNE Customer Wholesale Interconnection Network Services (CWINS) Center. Upon request from BellSouth at the time of the trouble report, Megagate will be required to provide the results of the Megagate test which indicate a problem on the BellSouth network.
- 1.13.4.2 Once Megagate has isolated a trouble to the BellSouth network, and has issued a trouble report to BellSouth, BellSouth will take the actions necessary to repair the Network Element when trouble is found. BellSouth will repair its network facilities to its wholesale customers in the same time frames that BellSouth repairs similar services to its retail customers.
- 1.13.4.3 If Megagate reports a trouble on a BellSouth Network Element and no trouble is found in BellSouth’s network, BellSouth will charge Megagate a Maintenance of Service Charge for any dispatching and testing (both inside and outside the CO) required by BellSouth in order to confirm the Network Element’s working status. BellSouth will assess the applicable Maintenance of Service rates from BellSouth’s FCC No.1 Tariff, Section 13.3.1.
- 1.13.4.4 In the event BellSouth must dispatch to the customer’s location more than once due to incorrect or incomplete information provided by Megagate (e.g., incomplete address, incorrect contact name/number, etc.), BellSouth will bill Megagate for each additional dispatch required to repair the Network Element due to the incorrect/incomplete information provided. BellSouth will assess the applicable Maintenance of Service rates from BellSouth’s FCC No.1 Tariff, Section 13.3.1.
- 2 Loops**
- 2.1 General. The local loop Network Element is defined as a transmission facility that BellSouth provides pursuant to this Attachment between a distribution frame (or its equivalent) in BellSouth’s central office and the loop demarcation point at an

customer premises (Loop). Facilities that do not terminate at a demarcation point at an customer premises, including, by way of example, but not limited to, facilities that terminate to another carrier's switch or premises, a cell site, Mobile Switching Center or base station, do not constitute local Loops. The Loop Network Element includes all features, functions, and capabilities of the transmission facilities, including the network interface device, and attached electronics (except those used for the provision of advanced services, such as Digital Subscriber Line Access Multiplexers (DSLAMs)), optronics and intermediate devices (including repeaters and load coils) used to establish the transmission path to the customer's premises, including inside wire owned or controlled by BellSouth. Megagate shall purchase the entire bandwidth of the Loop and, except as required herein or as otherwise agreed to by the Parties, BellSouth shall not subdivide the frequency of the Loop.

- 2.1.1 The Loop does not include any packet switched features, functions or capabilities.
- 2.1.2 Fiber to the Home (FTTH) loops are local loops consisting entirely of fiber optic cable, whether dark or lit, serving an customer's premises or, in the case of predominantly residential multiple dwelling units (MDUs), a fiber optic cable, whether dark or lit, that extends to the MDU minimum point of entry (MPOE). Fiber to the Curb (FTTC) loops are local loops consisting of fiber optic cable connecting to a copper distribution plant that is not more than five hundred (500) feet from the customer's premises or, in the case of predominantly residential MDUs, not more than five hundred (500) feet from the MDU's MPOE. The fiber optic cable in a FTTC loop must connect to a copper distribution plant at a serving area interface from which every other copper distribution subloop also is not more than five hundred (500) feet from the respective customer's premises.
 - 2.1.2.1 In new build (Greenfield) areas, where BellSouth has only deployed FTTH/FTTC facilities, BellSouth is under no obligation to provide Loops. FTTH facilities include fiber loops deployed to the MPOE of a MDU that is predominantly residential regardless of the ownership of the inside wiring from the MPOE to each customer in the MDU.
 - 2.1.2.2 In FTTH/FTTC overbuild situations where BellSouth also has copper Loops, BellSouth will make those copper Loops available to Megagate on an unbundled basis, until such time as BellSouth chooses to retire those copper Loops using the FCC's network disclosure requirements. In these cases, BellSouth will offer a sixty-four (64) kilobits per second (kbps) second voice grade channel over its FTTH/FTTC facilities.
 - 2.1.2.3 Furthermore, in FTTH/FTTC overbuild areas where BellSouth has not yet retired copper facilities, BellSouth is not obligated to ensure that such copper Loops in that area are capable of transmitting signals prior to receiving a request for access to such Loops by Megagate. If a request is received by BellSouth for a copper Loop, and the copper facilities have not yet been retired, BellSouth will restore the copper Loop to serviceable condition if technically feasible. In these instances of

Loop orders in an FTTH/FTTC overbuild area, BellSouth's standard Loop provisioning interval will not apply, and the order will be handled on a project basis by which the Parties will negotiate the applicable provisioning interval

- 2.1.3 A hybrid Loop is a local Loop, composed of both fiber optic cable, usually in the feeder plant, and copper twisted wire or cable, usually in the distribution plant. BellSouth shall provide Megagate with nondiscriminatory access to the time division multiplexing features, functions and capabilities of such hybrid Loop, on an unbundled basis to establish a complete transmission path between BellSouth's central office and an customer's premises.

2.1.4 Transition for DS1 and DS3 Loops

- 2.1.4.1 For purposes of this Section 2, the Transition Period for the Embedded Base of DS1 and DS3 Loops and for the Excess DS1 and DS3 Loops (defined in 2.1.4.3) is the twelve (12) month period beginning March 11, 2005 and ending March 10, 2006.

- 2.1.4.2 For purposes of this Section 2, Embedded Base means DS1 and DS3 Loops that were in service for Megagate as of March 10, 2005 in those wire centers that, as of such date, met the criteria set forth in Sections 2.1.4.5.1 or 2.1.4.5.2 below. Subsequent disconnects or loss of customers shall be removed from the Embedded Base.

- 2.1.4.3 Excess DS1 and DS3 Loops are those Megagate DS1 and DS3 Loops in service as of March 10, 2005, in excess of the caps set forth in Sections 2.3.6.2 and 2.3.12 below, respectively. Subsequent disconnects or loss of customers shall be removed from Excess DS1 and DS3 Loops.

- 2.1.4.4 For purposes of this Section 2, a Business Line is defined in 47 C.F.R. § 51.5.

- 2.1.4.5 Notwithstanding anything to the contrary in this Agreement, and except as set forth in Section 2.1.4.12 below, BellSouth shall make available DS1 and DS3 Loops as described in this Section 2.1.4 only for Megagate's Embedded Base during the Transition Period:

- 2.1.4.5.1 DS1 Loops at any location within the service area of a wire center containing 60,000 or more Business Lines and four (4) or more fiber-based collocators.

- 2.1.4.5.2 DS3 Loops at any location within the service area of a wire center containing 38,000 or more Business Lines and four (4) or more fiber-based collocators.

- 2.1.4.6 A list of wire centers meeting the criteria set forth in Sections 2.1.4.5.1 and 2.1.4.5.2 above as of March 10, 2005 (Initial Wire Center List), is as set forth in Exhibit C or as set forth in a subsequent notification via BellSouth's web site.

- 2.1.4.7 Notwithstanding the Effective Date of this Agreement, during the Transition Period, the rates for Megagate's Embedded Base of DS1 and DS3 Loops and Megagate's Excess DS1 and DS3 Loops described in this Section 2.1.4 shall be as set forth in Exhibit B.
- 2.1.4.8 The Transition Period shall apply only to (1) Megagate's Embedded Base and (2) Megagate's Excess DS1 and DS3 Loops. Megagate shall not add new DS1 or DS3 loops as described in this Section 2.1.4 pursuant to this Agreement for those wire centers that are designated as non-impaired.
- 2.1.4.9 Except as otherwise expressly provided for in this agreement, once a wire center exceeds both of the thresholds set forth in Section 2.1.4.5.1 above, no future DS1 Loop unbundling will be required in that wire center.
- 2.1.4.10 Except as otherwise expressly provided for in this agreement, once a wire center exceeds both of the thresholds set forth in Section 2.1.4.5.2 above, no future DS3 Loop unbundling will be required in that wire center.
- 2.1.4.11 No later than December 9, 2005 Megagate shall submit spreadsheet(s) identifying all of the Embedded Base of circuits and Excess DS1 and DS3 Loops to be either disconnected or converted to other BellSouth services pursuant to Section 1.6 above. The Parties shall negotiate a project schedule for the Conversion of the Embedded Base and Excess DS1 and DS3 Loops.
- 2.1.4.11.1 If Megagate fails to submit the spreadsheet(s) specified in Section 2.1.4.11 above for all of its Embedded Base and Excess DS1 and DS3 Loops prior to December 9, 2005, BellSouth will identify Megagate's remaining Embedded Base and Excess DS1 and DS3 Loops, if any, and will transition such circuits to the equivalent tariffed BellSouth service(s). Those circuits identified and transitioned by BellSouth pursuant to this Section 2.1.4.11.1 shall be subject to all applicable disconnect charges as set forth in this Agreement and the full nonrecurring charges for installation of the equivalent tariffed BellSouth service as set forth in BellSouth's tariffs.
- 2.1.4.11.2 For Embedded Base circuits and Excess DS1 and DS3 Loops converted pursuant to Section 2.1.4.11 above or transitioned pursuant to Section 2.1.4.11.1 above, the applicable recurring tariff charge shall apply to each circuit as of the earlier of the date each circuit is converted or transitioned, as applicable, or March 11, 2006.
- 2.1.4.12 Modifications and Updates to the Wire Center List and Subsequent Transition Periods
- 2.1.4.12.1 In the event BellSouth identifies additional wire centers that meet the criteria set forth in Section 2.1.4.5 above, but that were not included in the Initial Wire Center List, BellSouth shall include such additional wire centers in a carrier notification

letter (CNL). Each such list of additional wire centers shall be considered a "Subsequent Wire Center List".

- 2.1.4.12.2 Effective ten (10) business days after the date of a BellSouth CNL providing a Subsequent Wire Center List, BellSouth shall not be required to unbundle DS1 and/or DS3 Loops, as applicable, in such additional wire center(s).
- 2.1.4.12.3 For purposes of Section 2.1.4.12 above, BellSouth shall make available DS1 and DS3 Loops that were in service for Megagate in a wire center on the Subsequent Wire Center List as of the tenth (10th) business day after the date of BellSouth's CNL identifying the Subsequent Wire Center List (Subsequent Embedded Base) until ninety (90) days after the tenth (10th) business day from the date of BellSouth's CNL identifying the Subsequent Wire Center List (Subsequent Transition Period).
- 2.1.4.12.4 Subsequent disconnects or loss of customers shall be removed from the Subsequent Embedded Base.
- 2.1.4.12.5 The rates set forth in Exhibit B shall apply to the Subsequent Embedded Base during the Subsequent Transition Period.
- 2.1.4.12.6 No later than forty (40) days from BellSouth's CNL identifying the Subsequent Wire Center List, Megagate shall submit a spreadsheet(s) identifying the Subsequent Embedded Base of circuits to be disconnected or converted to other BellSouth services. The Parties shall negotiate a project schedule for the Conversion of the Subsequent Embedded Base.
- 2.1.4.12.6.1 If Megagate fails to submit the spreadsheet(s) specified in Section 2.1.4.12.6 above for all of its Subsequent Embedded Base within forty (40) days after the date of BellSouth's CNL identifying the Subsequent Wire Center List, BellSouth will identify Megagate's remaining Subsequent Embedded Base, if any, and will transition such circuits to the equivalent tariffed BellSouth service(s). Those circuits identified and transitioned by BellSouth shall be subject to the applicable disconnect charges as set forth in this Agreement and the full nonrecurring charges for installation of the equivalent tariffed BellSouth service as set forth in BellSouth's tariffs.
- 2.1.4.12.6.2 For Subsequent Embedded Base circuits converted pursuant to Section 2.1.4.12.6 above or transitioned pursuant to Section 2.1.4.12.6.1 above, the applicable recurring tariff charges shall apply as of the earlier of the date each circuit is converted or transitioned, as applicable, or the first day after the end of the Subsequent Transition Period.
- 2.1.5 Where facilities are available, BellSouth will install Loops in compliance with BellSouth's Products and Services Interval Guide available at BellSouth's Web site. For orders of fifteen (15) or more Loops, the installation and any applicable

Order Coordination as described below will be handled on a project basis, and the intervals will be set by the BellSouth project manager for that order. When Loops require a Service Inquiry (SI) prior to issuing the order to determine if facilities are available, the interval for the SI process is separate from the installation interval.

- 2.1.6 The Loop shall be provided to Megagate in accordance with BellSouth's TR 73600 Unbundled Local Loop Technical Specification and applicable industry standard technical references.
- 2.1.7 BellSouth will only provision, maintain and repair the Loops to the standards that are consistent with the type of Loop ordered.
- 2.1.8 When a BellSouth technician is required to be dispatched to provision the Loop, BellSouth will tag the Loop with the Circuit ID number and the name of the ordering CLEC. When a dispatch is not required to provision the Loop, BellSouth will tag the Loop on the next required visit to the customer's location. If Megagate wants to ensure the Loop is tagged during the provisioning process for Loops that may not require a dispatch (e.g., UVL-SL1, UVL-SL2, and UCL-ND), Megagate may order Loop Tagging. Rates for Loop Tagging are as set forth in Exhibit A.
- 2.1.8.1 For voice grade Loop orders (or orders for Loops intended to provide voice grade services), Megagate shall have dial-tone available for that Loop forty-eight (48) hours prior to the Loop order completion due date.
- 2.1.9 Order Coordination (OC) and Order Coordination-Time Specific (OC-TS)
- 2.1.9.1 OC allows BellSouth and Megagate to coordinate the installation of the SL2 Loops, Unbundled Digital Loops (UDL) and other Loops where OC may be purchased as an option, to Megagate's facilities to limit customer service outage. OC is available when the Loop is provisioned over an existing circuit that is currently providing service to the customer. OC for physical conversions will be scheduled at BellSouth's discretion during normal working hours on the committed due date. OC shall be provided in accordance with the chart set forth below.
- 2.1.9.2 OC-TS allows Megagate to order a specific time for OC to take place. BellSouth will make commercially reasonable efforts to accommodate Megagate's specific conversion time request. However, BellSouth reserves the right to negotiate with Megagate a conversion time based on load and appointment control when necessary. This OC-TS is a chargeable option for all Loops except Unbundled Copper Loops (UCL) and is billed in addition to the OC charge. Megagate may specify a time between 9:00 a.m. and 4:00 p.m. (location time) Monday through Friday (excluding holidays). If Megagate specifies a time outside this window, or selects a time or quantity of Loops that requires BellSouth technicians to work outside normal work hours, overtime charges will apply in addition to the OC and

OC-TS charges. Overtime charges will be applied based on the amount of overtime worked and in accordance with the rates established in BellSouth's intrastate Access Services Tariff, Section E13.2, for each state. The OC-TS charges for an order due on the same day at the same location will be applied on a per LSR basis.

2.1.10

| | Order Coordination (OC) | Order Coordination – Time Specific (OC-TS) | Test Points | DLR | Charge for Dispatch and Testing if No Trouble Found |
|---|---|---|------------------------------|---|--|
| SL-1 (Non-Designed) | Chargeable Option | Chargeable Option | Not available | Chargeable Option – ordered as Engineering Information Document | Charged for Dispatch inside and outside Central Office |
| UCL-ND (Non-Designed) | Chargeable Option | Not Available | Not Available | Chargeable Option – ordered as Engineering Information Document | Charged for Dispatch inside and outside Central Office |
| Unbundled Voice Loops - SL-2 (including 2- and 4-wire UVL) (Designed) | Included | Chargeable Option | Included | Included | Charged for Dispatch outside Central Office |
| Unbundled Digital Loop (Designed) | Included | Chargeable Option | Included (where appropriate) | Included | Charged for Dispatch outside Central Office |
| Unbundled Copper Loop (Designed) | Chargeable in accordance with Section 2 | Not available | Included | Included | Charged for Dispatch outside Central Office |
| For UVL-SL1 and UCLs, Megagate must order and will be billed for both OC and OC-TS if requesting OC-TS. | | | | | |

2.1.11 CLEC to CLEC Conversions for Unbundled Loops

- 2.1.11.1 The CLEC to CLEC conversion process for Loops may be used by Megagate when converting an existing Loop from another CLEC for the same customer. The Loop type being converted must be included in Megagate's Agreement before requesting a conversion.
- 2.1.11.2 To utilize the CLEC to CLEC conversion process, the Loop being converted must be the same Loop type with no requested changes to the Loop, must serve the same customer location from the same serving wire center, and must not require an outside dispatch to provision.
- 2.1.11.3 The Loops converted to Megagate pursuant to the CLEC to CLEC conversion process shall be provisioned in the same manner and with the same functionality and options as described in this Agreement for the specific Loop type.
- 2.2 Unbundled Voice Loops (UVLs)
- 2.2.1 BellSouth shall make available the following UVLs:
- 2.2.1.1 2-wire Analog Voice Grade Loop – SL1 (Non-Designed);
- 2.2.1.2 2-wire Analog Voice Grade Loop – SL2 (Designed); or
- 2.2.1.3 4-wire Analog Voice Grade Loop (Designed)
- 2.2.2 UVL may be provisioned using any type of facility that will support voice grade services. This may include loaded copper, non-loaded copper, digital loop carrier systems, fiber/copper combination (hybrid loop) or a combination of any of these facilities. BellSouth, in the normal course of maintaining, repairing, and configuring its network, may also change the facilities that are used to provide any given voice grade circuit. This change may occur at any time. In these situations, BellSouth will only ensure that the newly provided facility will support voice grade services. BellSouth will not guarantee that Megagate will be able to continue to provide any advanced services over the new facility. BellSouth will offer UVL in two (2) different service levels - Service Level One (SL1) and Service Level Two (SL2).
- 2.2.3 Unbundled Voice Loop - SL1 (UVL-SL1). Loops are 2-wire loop start circuits, will be non-designed, and will not have remote access test points. OC will be offered as a chargeable option on SL1 Loops when reuse of existing facilities has been requested by Megagate, however, OC is always required on UCLs that involve the reuse of facilities that are currently providing service. Megagate may also order OC-TS when a specified conversion time is requested. OC-TS is a chargeable option for any coordinated order and is billed in addition to the OC charge. An Engineering Information (EI) document can be ordered as a chargeable option. The EI document provides Loop Make-Up information which is similar to the information normally provided in a Design Layout Record (DLR).

Upon issuance of a non-coordinated order in the service order system, SL1 Loops will be activated on the due date in the same manner and time frames that BellSouth normally activates POTS-type Loops for its customers.

2.2.4 For an additional charge BellSouth will make available Loop Testing so that Megagate may request further testing on new UVL-SL1 Loops. Rates for Loop Testing are as set forth in Exhibit A.

2.2.5 Unbundled Voice Loop – SL2 (UVL-SL2). Loops may be 2-wire or 4-wire circuits, shall have remote access test points, and will be designed with a DLR provided to Megagate. SL2 circuits can be provisioned with loop start, ground start or reverse battery signaling. OC is provided as a standard feature on SL2 Loops. The OC feature will allow Megagate to coordinate the installation of the Loop with the disconnect of an existing customer's service and/or number portability service. In these cases, BellSouth will perform the order conversion with standard order coordination at its discretion during normal work hours.

2.3 Unbundled Digital Loops

2.3.1 BellSouth will offer UDLs. UDLs are service specific, will be designed, will be provisioned with test points (where appropriate), and will come standard with OC and a DLR. The various UDLs are intended to support a specific digital transmission scheme or service.

2.3.2 BellSouth shall make available the following UDLs, subject to restrictions set forth herein:

2.3.2.1 2-wire Unbundled ISDN Digital Loop;

2.3.2.2 2-wire Unbundled ADSL Compatible Loop;

2.3.2.3 2-wire Unbundled HDSL Compatible Loop;

2.3.2.4 4-wire Unbundled HDSL Compatible Loop;

2.3.2.5 4-wire Unbundled DS1 Digital Loop;

2.3.2.6 4-wire Unbundled Digital Loop/DS0 – 64 kbps, 56 kbps and below;

2.3.2.7 DS3 Loop; or

2.3.2.8 STS-1 Loop.

2.3.3 2-wire Unbundled ISDN Digital Loops. These will be provisioned according to industry standards for 2-Wire Basic Rate ISDN services and will come standard with a test point, OC, and a DLR. Megagate will be responsible for providing BellSouth with a Service Profile Identifier (SPID) associated with a particular

ISDN-capable Loop and customer. With the SPID, BellSouth will be able to adequately test the circuit and ensure that it properly supports ISDN service.

- 2.3.4 2-wire ADSL-Compatible Loop. This is a designed Loop that is provisioned according to Revised Resistance Design (RRD) criteria and may be up to 18,000 feet long and may have up to 6,000 feet of bridged tap (inclusive of Loop length). The Loop is a 2-wire circuit and will come standard with a test point, OC, and a DLR.
- 2.3.5 2-wire or 4-wire HDSL-Compatible Loop. This is a designed Loop that meets Carrier Serving Area (CSA) specifications, may be up to 12,000 feet long and may have up to 2,500 feet of bridged tap (inclusive of Loop length). It may be a 2-wire or 4-wire circuit and will come standard with a test point, OC, and a DLR.
- 2.3.6 4-wire Unbundled DS1 Digital Loop.
- 2.3.6.1 This is a designed 4-wire Loop that is provisioned according to industry standards for DS1 or Primary Rate ISDN services and will come standard with a test point, OC, and a DLR. A DS1 Loop may be provisioned over a variety of loop transmission technologies including copper, HDSL-based technology or fiber optic transport systems. It will include a 4-wire DS1 Network Interface at the customer's location. For purposes of this Agreement, including the transition of DS1 and DS3 Loops described in Section 2.1.4 above, DS1 Loops include 2-wire and 4-wire copper Loops capable of providing high-bit rate digital subscriber line services, such as 2-wire and 4-wire HDSL Compatible Loops.
- 2.3.6.2 BellSouth shall not provide more than ten (10) unbundled DS1 Loops to Megagate at any single building in which DS1 Loops are available as unbundled Loops.
- 2.3.7 4-wire Unbundled Digital/DS0 Loop. These are designed 4-wire Loops that may be configured as sixty-four (64)kbps, fifty-six (56)kbps, nineteen (19)kbps, and other sub-rate speeds associated with digital data services and will come standard with a test point, OC, and a DLR.
- 2.3.8 DS3 Loop. DS3 Loop is a two-point digital transmission path which provides for simultaneous two-way transmission of serial, bipolar, return-to-zero isochronous digital electrical signals at a transmission rate of forty-four point seven thirty-six (44.736) megabits per second (Mbps) that is dedicated to the use of the ordering CLEC. It may provide transport for twenty-eight (28) DS1 channels, each of which provides the digital equivalent of twenty-four (24) analog voice grade channels. The interface to unbundled dedicated DS3 transport is a metallic-based electrical interface.
- 2.3.9 STS-1 Loop. STS-1 Loop is a high-capacity digital transmission path with SONET VT1.5 mapping that is dedicated for the use of the ordering customer. It is a two (2)-point digital transmission path which provides for simultaneous two

(2)-way transmission of serial bipolar return-to-zero synchronous digital electrical signals at a transmission rate of fifty-one point eighty-four (51.84) Mbps. It may provide transport for twenty-eight (28) DS1 channels, each of which provides the digital equivalent of twenty-four (24) analog voice grade channels. The interface to unbundled dedicated STS-1 transport is a metallic-based electrical interface.

2.3.10 Both DS3 Loop and STS-1 Loop require a SI in order to ascertain availability.

2.3.11 DS3 services come with a test point and a DLR. Mileage is airline miles, rounded up and a minimum of one (1) mile applies. BellSouth's TR 73501 LightGate[®] Service Interface and Performance Specifications, Issue D, June 1995 applies to DS3 services.

2.3.12 Megagate may obtain a maximum of a single Unbundled DS3 Loop to any single building in which DS3 Loops are available as Unbundled Loops.

2.4 Unbundled Copper Loops (UCL)

2.4.1 BellSouth shall make available UCLs. The UCL is a copper twisted pair Loop that is unencumbered by any intervening equipment (e.g., filters, load coils, range extenders, digital loop carrier, or repeaters) and is not intended to support any particular telecommunications service. The UCL will be offered in two (2) types - Designed and Non-Designed.

2.4.2 Unbundled Copper Loop – Designed (UCL-D)

2.4.2.1 The UCL-D will be provisioned as a dry copper twisted pair (2-wire or 4-wire) Loop that is unencumbered by any intervening equipment (e.g., filters, load coils, range extenders, digital loop carrier, or repeaters).

2.4.2.2 A UCL-D will be eighteen thousand (18,000) feet or less in length and is provisioned according to Resistance Design parameters, may have up to six thousand (6,000) feet of bridged tap and will have up to thirteen hundred (1300) Ohms of resistance.

2.4.2.3 The UCL-D is a designed circuit, is provisioned with a test point, and comes standard with a DLR. OC is a chargeable option for a UCL-D; however, OC is always required on UCLs where a reuse of existing facilities has been requested by Megagate.

2.4.2.4 These Loops are not intended to support any particular services and may be utilized by Megagate to provide a wide-range of telecommunications services as long as those services do not adversely affect BellSouth's network. This facility will include a Network Interface Device (NID) at the customer's location for the purpose of connecting the Loop to the customer's inside wire.

2.4.3 Unbundled Copper Loop – Non-Designed (UCL-ND)

2.4.3.1 The UCL-ND is provisioned as a dedicated 2-wire metallic transmission facility from BellSouth's Main Distribution Frame (MDF) to a customer's premises (including the NID). The UCL-ND will be a "dry copper" facility in that it will not have any intervening equipment such as load coils, repeaters, or digital access main lines (DAMLs), and may have up to six thousand (6,000) feet of bridged tap between the customer's premises and the serving wire center. The UCL-ND typically will be thirteen hundred (1300) Ohms resistance and in most cases will not exceed eighteen thousand (18,000) feet in length, although the UCL-ND will not have a specific length limitation. For Loops less than eighteen thousand (18,000) feet and with less than thirteen hundred (1300) Ohms resistance, the Loop will provide a voice grade transmission channel suitable for loop start signaling and the transport of analog voice grade signals. The UCL-ND will not be designed and will not be provisioned with either a DLR or a test point.

2.4.3.2 The UCL-ND facilities may be mechanically assigned using BellSouth's assignment systems. Therefore, the Loop Makeup (LMU) process is not required to order and provision the UCL-ND. However, Megagate can request LMU for which additional charges would apply.

2.4.3.3 For an additional charge, BellSouth also will make available Loop Testing so that Megagate may request further testing on the UCL-ND. Rates for Loop Testing are as set forth in Exhibit A.

2.4.3.4 UCL-ND Loops are not intended to support any particular service and may be utilized by Megagate to provide a wide-range of telecommunications services as long as those services do not adversely affect BellSouth's network. The UCL-ND will include a NID at the customer's location for the purpose of connecting the Loop to the customer's inside wire.

2.4.3.5 OC will be provided as a chargeable option and may be utilized when the UCL-ND provisioning is associated with the reuse of BellSouth facilities. OC-TS does not apply to this product.

2.4.3.6 Megagate may use BellSouth's Unbundled Loop Modification (ULM) offering to remove excessive bridged taps and/or load coils from any copper Loop within the BellSouth network. Therefore, some Loops that would not qualify as UCL-ND could be transformed into Loops that do qualify, using the ULM process.

2.5 Unbundled Loop Modifications (Line Conditioning)

2.5.1 Line Conditioning is defined as routine network modification that BellSouth regularly undertakes to provide xDSL services to its own customers. This may include the removal of any device, from a copper Loop or copper Subloop that may diminish the capability of the Loop or Subloop to deliver high-speed switched

wireline telecommunications capability, including xDSL service. Such devices include, load coils, excessive bridged taps, low pass filters, and range extenders. Excessive bridged taps are bridged taps that serves no network design purpose and that are beyond the limits set according to industry standards and/or the BellSouth's TR 73600 Unbundled Local Loop Technical Specification.

- 2.5.2 BellSouth will remove load coils only on copper Loops and Subloops that are less than eighteen thousand (18,000) feet in length.
- 2.5.3 For any copper loop being ordered by Megagate which has over six thousand (6,000) feet of combined bridged tap will be modified, upon request from Megagate, so that the loop will have a maximum of six thousand (6,000) feet of bridged tap. This modification will be performed at no additional charge to Megagate. Loop conditioning orders that require the removal of bridged tap that serves no network design purpose on a copper Loop that will result in a combined total of bridged tap between two thousand five hundred (2,500) and six thousand (6,000) feet will be performed at the rates set forth in Exhibit A.
- 2.5.4 Megagate may request removal of any unnecessary and non-excessive bridged tap (bridged tap between zero (0) and two thousand five hundred (2,500) feet which serves no network design purpose), at rates pursuant to BellSouth's SC Process as mutually agreed to by the Parties.
- 2.5.5 Rates for ULM are as set forth in Exhibit A.
- 2.5.6 BellSouth will not modify a Loop in such a way that it no longer meets the technical parameters of the original Loop type (e.g., voice grade, ADSL, etc.) being ordered.
- 2.5.7 If Megagate requests ULM on a reserved facility for a new Loop order, BellSouth may perform a pair change and provision a different Loop facility in lieu of the reserved facility with ULM if feasible. The Loop provisioned will meet or exceed specifications of the requested Loop facility as modified. Megagate will not be charged for ULM if a different Loop is provisioned. For Loops that require a DLR or its equivalent, BellSouth will provide LMU detail of the Loop provisioned.
- 2.5.8 Megagate shall request Loop make up information pursuant to this Attachment prior to submitting a service inquiry and/or a LSR for the Loop type that Megagate desires BellSouth to condition.
- 2.5.9 When requesting ULM for a Loop that BellSouth has previously provisioned for Megagate, Megagate will submit a SI to BellSouth. If a spare Loop facility that meets the Loop modification specifications requested by Megagate is available at the location for which the ULM was requested, Megagate will have the option to change the Loop facility to the qualifying spare facility rather than to provide

ULM. In the event that BellSouth changes the Loop facility in lieu of providing ULM, Megagate will not be charged for ULM but will only be charged the service order charges for submitting an order.

2.6 Loop Provisioning Involving IDLC

2.6.1 Where Megagate has requested an Unbundled Loop and BellSouth uses IDLC systems to provide the local service to the customer and BellSouth has a suitable alternate facility available, BellSouth will make such alternative facilities available to Megagate. If a suitable alternative facility is not available, then to the extent it is technically feasible, BellSouth will implement one of the following alternative arrangements for Megagate (e.g., hairpinning):

1. Roll the circuit(s) from the IDLC to any spare copper that exists to the customer premises.
2. Roll the circuit(s) from the IDLC to an existing DLC that is not integrated.
3. If capacity exists, provide "side-door" porting through the switch.
4. If capacity exists, provide "Digital Access Cross-Connect System (DACS)-door" porting (if the IDLC routes through a DACS prior to integration into the switch).

2.6.2 Arrangements 3 and 4 above require the use of a designed circuit. Therefore, non-designed Loops such as the SL1 voice grade and UCL-ND may not be ordered in these cases.

2.6.3 If no alternate facility is available, and upon request from Megagate, and if agreed to by both Parties, BellSouth may utilize its SC process to determine the additional costs required to provision facilities. Megagate will then have the option of paying the one-time SC rates to place the Loop.

2.7 Network Interface Device

2.7.1 The NID is defined as any means of interconnection of the customer's customer premises wiring to BellSouth's distribution plant, such as a cross-connect device used for that purpose. The NID is a single line termination device or that portion of a multiple line termination device required to terminate a single line or circuit at the premises. The NID features two (2) independent chambers or divisions that separate the service provider's network from the customer's premises wiring. Each chamber or division contains the appropriate connection points or posts to which the service provider and the customer each make their connections. The NID provides a protective ground connection and is capable of terminating cables such as twisted pair cable.

2.7.2 BellSouth shall permit Megagate to connect Megagate's Loop facilities to the customer's customer premises wiring through the BellSouth NID or at any other technically feasible point.

2.7.3 Access to NID

- 2.7.3.1 Megagate may access the customer's premises wiring by any of the following means and Megagate shall not disturb the existing form of electrical protection and shall maintain the physical integrity of the NID:
- 2.7.3.1.1 BellSouth shall allow Megagate to connect its Loops directly to BellSouth's multi-line residential NID enclosures that have additional space and are not used by BellSouth or any other telecommunications carriers to provide service to the premises;
- 2.7.3.1.2 Where an adequate length of the customer's customer premises wiring is present and environmental conditions permit, either Party may remove the customer premises wiring from the other Party's NID and connect such wiring to that Party's own NID;
- 2.7.3.1.3 Either Party may enter the subscriber access chamber or dual chamber NID enclosures for the purpose of extending a cross-connect or spliced jumper wire from the customer premises wiring through a suitable "punch-out" hole of such NID enclosures; or
- 2.7.3.1.4 Megagate may request BellSouth to make other rearrangements to the customer premises wiring terminations or terminal enclosure on a time and materials cost basis.
- 2.7.3.2 In no case shall either Party remove or disconnect the other Party's loop facilities from either Party's NIDs, enclosures, or protectors unless the applicable Commission has expressly permitted the same and the disconnecting Party provides prior notice to the other Party. In such cases, it shall be the responsibility of the Party disconnecting loop facilities to leave undisturbed the existing form of electrical protection and to maintain the physical integrity of the NID. It will be Megagate's responsibility to ensure there is no safety hazard, and Megagate will hold BellSouth harmless for any liability associated with the removal of the BellSouth Loop from the BellSouth NID by Megagate. Furthermore, it shall be the responsibility of the disconnecting Party, once the other Party's loop has been disconnected from the NID, to reconnect the disconnected loop to a nationally recognized testing laboratory listed station protector, which has been grounded as per Article 800 of the National Electrical Code. If no spare station protector exists in the NID, the disconnected loop must be appropriately cleared, capped and stored.
- 2.7.3.3 Megagate shall not remove or disconnect ground wires from BellSouth's NIDs, enclosures, or protectors.
- 2.7.3.4 Megagate shall not remove or disconnect NID modules, protectors, or terminals from BellSouth's NID enclosures.

2.7.3.5 Due to the wide variety of NID enclosures and outside plant environments, BellSouth will work with Megagate to develop specific procedures to establish the most effective means of implementing this section if the procedures set forth herein do not apply to the NID in question.

2.7.4 Technical Requirements

2.7.4.1 The NID shall provide an accessible point of interconnection and shall maintain a connection to ground.

2.7.4.2 If an existing NID is accessed, it shall be capable of transferring electrical analog or digital signals between the customer's premises and the distribution media and/or cross-connect to Megagate's NID.

2.7.4.3 Existing BellSouth NIDs will be operational and provided in "as is" condition. Megagate may request BellSouth to do additional work to the NID on a time and material basis. When Megagate deploys its own local loops in a multiple-line termination device, Megagate shall specify the quantity of NID connections that it requires within such device.

2.8 Subloop Elements.

2.8.1 Where facilities permit, BellSouth shall offer access to its Unbundled Subloop (USL) elements as specified herein.

2.8.2 Unbundled Subloop Distribution (USLD)

2.8.2.1 The USLD facility is a dedicated transmission facility that BellSouth provides from a customer's point of demarcation to a BellSouth cross-connect device. The BellSouth cross-connect device may be located within a remote terminal (RT) or a stand-alone cross-box in the field or in the equipment room of a building. The USLD media is a copper twisted pair that can be provisioned as a 2-wire or 4-wire facility. BellSouth will make available the following subloop distribution offerings where facilities exist:

USLD – Voice Grade (USLD-VG)

Unbundled Copper Subloop (UCSL)

USLD – Intrabuilding Network Cable (USLD-INC (aka riser cable))

2.8.2.2 USLD-VG is a copper subloop facility from the cross-box in the field up to and including the point of demarcation at the customer's premises and may have load coils.

2.8.2.3 UCSL is a copper facility eighteen thousand (18,000) feet or less in length provided from the cross-box in the field up to and including the customer's point

of demarcation. If available, this facility will not have any intervening equipment such as load coils between the customer and the cross-box.

- 2.8.2.3.1 If Megagate requests a UCSL and it is not available, Megagate may request the copper Subloop facility be modified pursuant to the ULM process to remove load coils and/or excessive bridged taps. If load coils and/or excessive bridged taps are removed, the facility will be classified as a UCSL.
- 2.8.2.4 USLD-INC is the distribution facility owned or controlled by BellSouth inside a building or between buildings on the same property that is not separated by a public street or road. USLD-INC includes the facility from the cross-connect device in the building equipment room up to and including the point of demarcation at the customer's premises.
- 2.8.2.4.1 Upon request for USLD-INC from Megagate, BellSouth will install a cross-connect panel in the building equipment room for the purpose of accessing USLD-INC pairs from a building equipment room. The cross-connect panel will function as a single point of interconnection (SPOI) for USLD-INC and will be accessible by multiple carriers as space permits. BellSouth will place cross-connect blocks in twenty five (25) pair increments for Megagate's use on this cross-connect panel. Megagate will be responsible for connecting its facilities to the twenty five (25) pair cross-connect block(s).
- 2.8.2.5 For access to Voice Grade USLD and UCSL, Megagate shall install a cable to the BellSouth cross-box pursuant to the terms and conditions for physical collocation for remote sites set forth in Attachment 4. This cable would be connected by a BellSouth technician within the BellSouth cross-box during the set-up process. Megagate's cable pairs can then be connected to BellSouth's USL within the BellSouth cross-box by the BellSouth technician.
- 2.8.2.6 Through the SI process, BellSouth will determine whether access to USLs at the location requested by Megagate is technically feasible and whether sufficient capacity exists in the cross-box. If existing capacity is sufficient to meet Megagate's request, then BellSouth will perform the site set-up as described in the CLEC Information Package, located at BellSouth's Interconnection Web site.
- 2.8.2.7 The site set-up must be completed before Megagate can order Subloop pairs. For the site set-up in a BellSouth cross-connect box in the field, BellSouth will perform the necessary work to splice Megagate's cable into the cross-connect box. For the site set-up inside a building equipment room, BellSouth will perform the necessary work to install the cross-connect panel and the connecting block(s) that will be used to provide access to the requested USLs.
- 2.8.2.8 Once the site set-up is complete, Megagate will request Subloop pairs through submission of a LSR form to the LCSC. OC is required with USL pair provisioning when Megagate requests reuse of an existing facility, and the OC

charge shall be billed in addition to the USL pair rate. For expedite requests by Megagate for Subloop pairs, expedite charges will apply for intervals less than five (5) days.

2.8.2.9 USLs will be provided in accordance with BellSouth's TR 73600 Unbundled Local Loop Technical Specifications.

2.8.3 Unbundled Network Terminating Wire (UNTW)

2.8.3.1 UNTW is unshielded twisted copper wiring that is used to extend circuits from an intra-building network cable terminal or from a building entrance terminal to an individual customer's point of demarcation. It is the final portion of the Loop that in multi-subscriber configurations represents the point at which the network branches out to serve individual subscribers.

2.8.3.2 This element will be provided in MDUs and/or Multi-Tenants Units (MTUs) where either Party owns wiring all the way to the customer's premises. Neither Party will provide this element in locations where the property owner provides its own wiring to the customer's premises, where a third party owns the wiring to the customer's premises.

2.8.3.3 Requirements

2.8.3.3.1 On a multi-unit premises, upon request of the other Party (Requesting Party), the Party owning the network terminating wire (Provisioning Party) will provide access to UNTW pairs on an Access Terminal that is suitable for use by multiple carriers at each Garden Terminal or Wiring Closet.

2.8.3.3.2 The Provisioning Party shall not be required to install new or additional NTW beyond existing NTW to provision the services of the Requesting Party.

2.8.3.3.3 In existing MDUs and/or MTUs in which BellSouth does not own or control wiring (INC/NTW) to the customers premises, and Megagate does own or control such wiring, Megagate will install UNTW Access Terminals for BellSouth under the same terms and conditions as BellSouth provides UNTW Access Terminals to Megagate.

2.8.3.3.4 In situations in which BellSouth activates a UNTW pair, BellSouth will compensate Megagate for each pair activated commensurate to the price specified in Megagate's Agreement.

2.8.3.3.5 Upon receipt of the UNTW SI requesting access to the Provisioning Party's UNTW pairs at a multi-unit premises, representatives of both Parties will participate in a meeting at the site of the requested access. The purpose of the site visit will include discussion of the procedures for installation and location of the Access Terminals. By request of the Requesting Party, an Access Terminal will be

installed either adjacent to each of the Provisioning Party's Garden Terminal or inside each Wiring Closet. The Requesting Party will deliver and connect its central office facilities to the UNTW pairs within the Access Terminal. The Requesting Party may access any available pair on an Access Terminal. A pair is available when a pair is not being utilized to provide service or where the customer has requested a change in its local service provider to the Requesting Party. Prior to connecting the Requesting Party's service on a pair previously used by the Provisioning Party, the Requesting Party is responsible for ensuring the customer is no longer using the Provisioning Party's service or another CLEC's service before accessing UNTW pairs.

- 2.8.3.3.6 Access Terminal installation intervals will be established on an individual case basis.
- 2.8.3.3.7 The Requesting Party is responsible for obtaining the property owner's permission for the Provisioning Party to install an Access Terminal(s) on behalf of the Requesting Party. The submission of the SI by the Requesting Party will serve as certification by the Requesting Party that such permission has been obtained. If the property owner objects to Access Terminal installations that are in progress or within thirty (30) days after completion and demands removal of Access Terminals, the Requesting Party will be responsible for costs associated with removing Access Terminals and restoring the property to its original state prior to Access Terminals being installed.
- 2.8.3.3.8 The Requesting Party shall indemnify and hold harmless the Provisioning Party against any claims of any kind that may arise out of the Requesting Party's failure to obtain the property owner's permission. The Requesting Party will be billed for nonrecurring and recurring charges for accessing UNTW pairs at the time the Requesting Party activates the pair(s). The Requesting Party will notify the Provisioning Party within five (5) business days of activating UNTW pairs using the LSR form.
- 2.8.3.3.9 If a trouble exists on a UNTW pair, the Requesting Party may use an alternate spare pair that serves that customer if a spare pair is available. In such cases, the Requesting Party will re-terminate its existing jumper from the defective pair to the spare pair. Alternatively, the Requesting Party will isolate and report troubles in the manner specified by the Provisioning Party. The Requesting Party must tag the UNTW pair that requires repair. If the Provisioning Party dispatches a technician on a reported trouble call and no UNTW trouble is found, the Provisioning Party will charge Requesting Party for time spent on the dispatch and testing the UNTW pair(s).
- 2.8.3.3.10 If the Requesting Party initiates the Access Terminal installation and the Requesting Party has not activated at least ten percent (10%) of the capacity of the Access Terminal installed pursuant to the Requesting Party's request for an Access Terminal within six (6) months of installation of the Access Terminal, the

Provisioning Party will bill the Requesting Party a nonrecurring charge equal to the actual cost of provisioning the Access Terminal.

- 2.8.3.3.11 If the Provisioning Party determines that the Requesting Party is using the UNTW pairs without reporting the activation of the pairs, the Requesting Party will be billed for the use of that pair back to the date the customer began receiving service from the Requesting Party at that location. Upon request, the Requesting Party will provide copies of its billing record to substantiate such date. If the Requesting Party fails to provide such records, then the Provisioning Party will bill the Requesting Party back to the date of the Access Terminal installation.

2.8.4 Dark Fiber Loop

- 2.8.4.1 Dark Fiber Loop is an unused optical transmission facility, without attached signal regeneration, multiplexing, aggregation or other electronics, from the demarcation point at a customer's premises to the customer's serving wire center. Dark Fiber Loops may be strands of optical fiber existing in aerial or underground structure. BellSouth will not provide line terminating elements, regeneration or other electronics necessary for Megagate to utilize Dark Fiber Loops.

2.8.4.2 Transition for Dark Fiber Loop

- 2.8.4.2.1 For purposes of this Section 2.8.4, the Transition Period for Dark Fiber Loops is the eighteen (18) month period beginning March 11, 2005 and ending September 10, 2006.
- 2.8.4.2.2 For purposes of this Section 2.8.4, Embedded Base means Dark Fiber Loops that were in service for Megagate as of March 10, 2005. Subsequent disconnects or loss of customers shall be removed from the Embedded Base.
- 2.8.4.3 During the Transition Period only, BellSouth shall make available for the Embedded Base Dark Fiber Loops for Megagate at the terms and conditions set forth in this Attachment.
- 2.8.4.4 Notwithstanding the Effective Date of this Agreement, the rates for Megagate's Embedded Base of Dark Fiber Loops during the Transition Period shall be as set forth in Exhibit A.
- 2.8.4.5 The Transition Period shall apply only to Megagate's Embedded Base and Megagate shall not add new Dark Fiber Loops pursuant to this Agreement.
- 2.8.4.6 Effective September 11, 2006, Dark Fiber Loops will no longer be made available pursuant to this Agreement.
- 2.8.4.7 No later than June 10, 2006 Megagate shall submit spreadsheet(s) identifying all of the Embedded Base of circuits to be either disconnected or converted to other

BellSouth services as Conversions pursuant to Section 1.6 above. The Parties shall negotiate a project schedule for the Conversion of the Embedded Base.

2.8.4.7.1 If Megagate fails to submit the spreadsheet(s) specified in Section 2.8.4.7 above for all of its Embedded Base prior to June 10, 2006, BellSouth will identify Megagate's remaining Embedded Base, if any, and will transition such circuits to the equivalent tariffed BellSouth service(s). Those circuits identified and transitioned by BellSouth pursuant to this Section 2.8.4.7.1 shall be subject to all applicable disconnect charges as set forth in this Agreement and the full nonrecurring charges for installation of the equivalent tariffed BellSouth service as set forth in BellSouth's tariffs.

2.8.4.7.2 For Embedded Base circuits converted pursuant to Section 2.8.4.7 above or transitioned pursuant to Section 2.8.4.7.1 above, the applicable recurring tariff charge shall apply to each circuit as of the earlier of the date each circuit is converted or transitioned, as applicable, or September 11, 2006.

2.9 Loop Makeup

2.9.1 Description of Service

2.9.1.1 BellSouth shall make available to Megagate LMU information with respect to Loops that are required to be unbundled under this Agreement so that Megagate can make an independent judgment about whether the Loop is capable of supporting the advanced services equipment Megagate intends to install and the services Megagate wishes to provide. LMU is a preordering transaction, distinct from Megagate ordering any other service(s). Loop Makeup Service Inquiries (LMUSI) and mechanized LMU queries for preordering LMU are likewise unique from other preordering functions with associated SIs as described in this Agreement.

2.9.1.2 BellSouth will provide Megagate LMU information consisting of the composition of the Loop material (copper/fiber); the existence, location and type of equipment on the Loop, including but not limited to digital loop carrier or other remote concentration devices, feeder/distribution interfaces, bridged taps, load coils, pair-gain devices; the Loop length; the wire gauge and electrical parameters.

2.9.1.3 BellSouth's LMU information is provided to Megagate as it exists either in BellSouth's databases or in its hard copy facility records. BellSouth does not guarantee accuracy or reliability of the LMU information provided.

2.9.1.4 BellSouth's provisioning of LMU information to the requesting CLEC for facilities is contingent upon either BellSouth or the requesting CLEC controlling the Loop(s) that serve the service location for which LMU information has been requested by the CLEC. The requesting CLEC is not authorized to receive LMU information on a facility used or controlled by another CLEC unless BellSouth

receives a LOA from the voice CLEC (owner) or its authorized agent on the LMUSI submitted by the requesting CLEC.

2.9.1.5 Megagate may choose to use equipment that it deems will enable it to provide a certain type and level of service over a particular BellSouth Loop as long as that equipment does not disrupt other services on the BellSouth network. The determination shall be made solely by Megagate and BellSouth shall not be liable in any way for the performance of the advanced data services provisioned over said Loop. The specific Loop type (e.g., ADSL, HDSL, or otherwise) ordered on the LSR must match the LMU of the Loop reserved taking into consideration any requisite line conditioning. The LMU data is provided for informational purposes only and does not guarantee Megagate's ability to provide advanced data services over the ordered Loop type. Furthermore, the LMU information for Loops other than copper-only Loops (e.g., ADSL, UCL-ND, etc.) that support xDSL services, is subject to change at any time due to modifications and/or upgrades to BellSouth's network. Except as set forth in Section 2.9.1.6 below, copper-only Loops will not be subject to change due to modification and/or upgrades to BellSouth's network and will remain on copper facilities until the Loop is disconnected by Megagate or the customer, or until BellSouth retires the copper facilities via the FCC's and any applicable Commission's requirements. Megagate is fully responsible for any of its service configurations that may differ from BellSouth's technical standard for the Loop type ordered.

2.9.1.6 If BellSouth retires its copper facilities using 47 C.F.R § 51.325(a) requirements; or is required by a governmental agency or regulatory body to move or replace copper facilities as a maintenance procedure, BellSouth will notify Megagate, according to the applicable network disclosure requirements. It will be Megagate's responsibility to move any service it may provide over such facilities to alternative facilities. If Megagate fails to move the service to alternative facilities by the date in the network disclosure notice, BellSouth may terminate the service to complete the network change.

2.9.2 Submitting LMUSI

2.9.2.1 Megagate may obtain LMU information and reserve facilities by submitting a mechanized LMU query or a manual LMUSI according to the terms and conditions as described in the LMU CLEC Information Package, incorporated herein by reference as it may be amended from time to time. The CLEC Information Package is located at the "CLEC UNE Product" on the BellSouth Interconnection Web site. After obtaining the Loop information from the mechanized LMU process, if Megagate needs further Loop information in order to determine Loop service capability, Megagate may initiate a separate Manual SI for a separate nonrecurring charge as set forth in Exhibit A.

2.9.2.2 All LSRs issued for reserved facilities shall reference the facility reservation number as provided by BellSouth. Megagate will not be billed any additional

LMU charges for the Loop ordered on such LSR. If, however, Megagate does not reserve facilities upon an initial LMUSI, Megagate's placement of an order for an advanced data service type facility will incur the appropriate billing charges to include SI and reservation per Exhibit A.

2.9.2.3 Where Megagate has reserved multiple Loop facilities on a single reservation, Megagate may not specify which facility shall be provisioned when submitting the LSR. For those occasions, BellSouth will assign to Megagate, subject to availability, a facility that meets the BellSouth technical standards of the BellSouth type Loop as ordered by Megagate.

2.9.2.4 Charges for preordering manual LMUSI or mechanized LMU are separate from any charges associated with ordering other services from BellSouth.

3 Line Splitting

3.1 Line splitting shall mean that a provider of data services (a Data LEC) and a provider of voice services (a Voice CLEC) to deliver voice and data service to customers over the same Loop. The Voice CLEC and Data LEC may be the same or different carriers.

3.2 Line Splitting – UNE-L. In the event Megagate provides its own switching or obtains switching from a third party, Megagate may engage in line splitting arrangements with another CLEC using a splitter, provided by Megagate, in a Collocation Space at the central office where the loop terminates into a distribution frame or its equivalent.

3.3 Provisioning Line Splitting and Splitter Space – UNE-L

3.3.1 The Voice CLEC provides the splitter when providing Line Splitting with UNE-L. When Megagate owns the splitter, Line Splitting requires the following: a loop from NID at the customer's location to the serving wire center and terminating into a distribution frame or its equivalent.

3.4 CLEC Provided Splitter – Line Splitting – UNE-P and UNE-L

3.4.1 To order High Frequency Spectrum on a particular Loop, Megagate must have a DSLAM collocated in the central office that serves the customer of such Loop.

3.4.2 Megagate may purchase, install and maintain central office POTS splitters in its collocation arrangements. Megagate may use such splitters for access to its customers and to provide digital line subscriber services to its customers using the High Frequency Spectrum. Existing Collocation rules and procedures and the terms and conditions relating to Collocation set forth in Attachment 4-Central Office shall apply.

3.4.3 Any splitters installed by Megagate in its collocation arrangement shall comply with ANSI T1.413, Annex E, or any future ANSI splitter Standards. Megagate may install any splitters that BellSouth deploys or permits to be deployed for itself or any BellSouth affiliate.

3.5 Maintenance – Line Splitting – UNE-P and UNE-L

3.5.1 BellSouth will be responsible for repairing voice troubles and the troubles with the physical loop between the NID at the customer's premises and the termination point.

3.5.2 Megagate shall indemnify, defend and hold harmless BellSouth from and against any claims, losses, actions, causes of action, suits, demands, damages, injury, and costs including reasonable attorney fees, which arise out of actions related to the other service provider, except to the extent caused by BellSouth's gross negligence or willful misconduct.

4 Local Switching

4.1 BellSouth is not required to provide Local Switching pursuant to this Agreement.

5 Unbundled Network Element Combinations

5.1 For purposes of this Section, references to "Currently Combined" Network Elements shall mean that the particular Network Elements requested by Megagate are in fact already combined by BellSouth in the BellSouth network. References to "Ordinarily Combined" Network Elements shall mean that the particular Network Elements requested by Megagate are not already combined by BellSouth in the location requested by Megagate but are elements that are typically combined in BellSouth's network. References to "Not Typically Combined" Network Elements shall mean that the particular Network Elements requested by Megagate are not elements that BellSouth combines for its use in its network.

5.1.1 Except as otherwise set forth in this Agreement, upon request, BellSouth shall perform the functions necessary to combine Network Elements that BellSouth is required to provide under this Agreement in any manner, even if those elements are not ordinarily combined in BellSouth's network, provided that such Combination is technically feasible and will not undermine the ability of other carriers to obtain access to Network Elements or to interconnect with BellSouth's network.

5.1.2 To the extent Megagate requests a Combination for which BellSouth does not have methods and procedures in place to provide such Combination, rates and/or methods or procedures for such Combination will be developed pursuant to the BFR process.

5.2 Rates

- 5.2.1 The rates for the Currently Combined Network Elements specifically set forth in Exhibit A shall be the rates associated with such Combinations. Where a Currently Combined Combination is not specifically set forth in Exhibit A, the rate for such Currently Combined Combination shall be the sum of the recurring rates for those individual Network Elements as set forth in Exhibit A and/or Exhibit B in addition to the applicable nonrecurring switch-as-is charge set forth in Exhibit A.
- 5.2.2 The rates for the Ordinarily Combined Network Elements specifically set forth in Exhibit A shall be the nonrecurring and recurring charges for those Combinations. Where an Ordinarily Combined Combination is not specifically set forth in Exhibit A, the rate for such Ordinarily Combined Combination shall be the sum of the recurring rates for those individual Network Elements as set forth in Exhibit A and/or Exhibit B and nonrecurring rates for those individual Network Elements as set forth in Exhibit A.
- 5.2.3 The rates for Not Typically Combined Combinations shall be developed pursuant to the BFR process upon request of Megagate.

5.3 Enhanced Extended Links (EELs)

- 5.3.1 EELs are combinations of Loops and Dedicated Transport as defined in this Attachment, together with any facilities, equipment, or functions necessary to combine those Network Elements. BellSouth shall provide Megagate with EELs where the underlying Network Element are available and are required to be provided pursuant to this Agreement and in all instances where the requesting carrier meets the eligibility requirements, if applicable.
- 5.3.2 High-capacity EELs are (1) combinations of Loop and Dedicated Transport, (2) Dedicated Transport commingled with a wholesale loop, or (3) a loop commingled with wholesale transport at the DS1 and/or DS3 level as described in 47 C.F.R. § 51.318(b).
- 5.3.3 By placing an order for a high-capacity EEL, Megagate thereby certifies that the service eligibility criteria set forth herein are met for access to a high-capacity EEL. The requirement applies to a converted high-capacity EEL, a new high-capacity EEL, or part of a high-capacity commingled EEL as a UNE. BellSouth shall have the right to audit Megagate's high-capacity EELs as specified below.

5.3.4 Service Eligibility Criteria

- 5.3.4.1 High capacity EELs must comply with the following service eligibility requirements. Megagate must certify for each high-capacity EEL that all of the following service eligibility criteria are met:

- 5.3.4.1.1 Megagate has received state certification to provide local voice service in the area being served;
- 5.3.4.2 For each combined circuit, including each DS1 circuit, each DS1 EEL, and each DS1-equivalent circuit on a DS3 EEL:
- 5.3.4.2.1 1) Each circuit to be provided to each customer will be assigned a local number prior to the provision of service over that circuit;
- 5.3.4.2.2 2) Each DS1-equivalent circuit on a DS3 EEL must have its own local number assignment so that each DS3 must have at least twenty-eight (28) local voice numbers assigned to it;
- 5.3.4.2.3 3) Each circuit to be provided to each customer will have 911 or E911 capability prior to provision of service over that circuit;
- 5.3.4.2.4 4) Each circuit to be provided to each customer will terminate in a collocation arrangement that meets the requirements of 47 C.F.R. § 51.318(c);
- 5.3.4.2.5 5) Each circuit to be provided to each customer will be served by an interconnection trunk over which Megagate will transmit the calling party's number in connection with calls exchanged over the trunk;
- 5.3.4.2.6 6) For each twenty-four (24) DS1 EELs or other facilities having equivalent capacity, Megagate will have at least one (1) active DS1 local service interconnection trunk over which Megagate will transmit the calling party's number in connection with calls exchanged over the trunk; and
- 5.3.4.2.7 7) Each circuit to be provided to each customer will be served by a switch capable of switching local voice traffic.
- 5.3.4.3 BellSouth may, on an annual basis, audit Megagate's records in order to verify compliance with the qualifying service eligibility criteria. The audit shall be conducted by a third party independent auditor, and the audit must be performed in accordance with the standards established by the American Institute for Certified Public Accountants (AICPA). To the extent the independent auditor's report concludes that Megagate failed to comply with the service eligibility criteria, Megagate must true-up any difference in payments, convert all noncompliant circuits to the appropriate service, and make the correct payments on a going-forward basis. In the event the auditor's report concludes that Megagate did not comply in any material respect with the service eligibility criteria, Megagate shall reimburse BellSouth for the cost of the independent auditor. To the extent the auditor's report concludes that Megagate did comply in all material respects with the service eligibility criteria, BellSouth will reimburse Megagate for its reasonable and demonstrable costs associated with the audit. Megagate will maintain appropriate documentation to support its certifications.

- 5.3.4.4 In the event Megagate converts special access services to UNEs, Megagate shall be subject to the termination liability provisions in the applicable special access tariffs, if any.

6 Dedicated Transport and Dark Fiber Transport

- 6.1 Dedicated Transport. Dedicated Transport is defined as BellSouth's transmission facilities between wire centers or switches owned by BellSouth, or between wire centers or switches owned by BellSouth and switches owned by Megagate, including but not limited to DS1, DS3 and OCn level services, as well as dark fiber, dedicated to Megagate. BellSouth shall not be required to provide access to OCn level Dedicated Transport under any circumstances pursuant to this Agreement. In addition, except as set forth in Section 6.2 below, BellSouth shall not be required to provide to Megagate unbundled access to interoffice transmission facilities that do not connect a pair of wire centers or switches owned by BellSouth ("Entrance Facilities").
- 6.2 Transition for DS1 and DS3 Dedicated Transport Including DS1 and DS3 Entrance Facilities
- 6.2.1 For purposes of this Section 6.2, the Transition Period for the Embedded Base of DS1 and DS3 Dedicated Transport, Embedded Base DS1 and DS3 Entrance Facilities and for Excess DS1 and DS3 Dedicated Transport, is the twelve (12) month period beginning March 11, 2005 and ending March 10, 2006.
- 6.2.2 For purposes of this Section 6.2, Embedded Base means DS1 and DS3 Dedicated Transport that were in service for Megagate as of March 10, 2005 in those wire centers that, as of such date, met the criteria set forth in Sections 6.2.6.1 or 6.2.6.2 below. Subsequent disconnects or loss of customers shall be removed from the Embedded Base.
- 6.2.3 For purposes of this Section 6, Embedded Base Entrance Facilities means Entrance Facilities that were in service for Megagate as of March 10, 2005. Subsequent disconnects or loss of customers shall be removed from the Embedded Base.
- 6.2.4 For purposes of this Section 6, Excess DS1 and DS3 Dedicated Transport means those Megagate DS1 and DS3 Dedicated Transport facilities in service as of March 10, 2005, in excess of the caps set forth in Section 6.6 below. Subsequent disconnects and loss of customers shall be removed from Excess DS1 and DS3 Dedicated Transport.
- 6.2.5 For purposes of this Section 6.2, a Business Line is as defined in 47 C.F.R. § 51.5.
- 6.2.6 Notwithstanding anything to the contrary in this Agreement, BellSouth shall make available Dedicated Transport on the routes identified in this Section 6.2 only for Megagate's Embedded Base during the Transition Period:

- 6.2.6.1 DS1 Dedicated Transport where both wire centers at the end points of the route contain 38,000 or more Business Lines or four (4) or more fiber-based collocators.
- 6.2.6.2 DS3 Dedicated Transport where both wire centers at the end points of the route contain 24,000 or more Business Lines or three (3) or more fiber-based collocators.
- 6.2.6.3 A list of wire centers meeting the criteria set forth in Sections 6.2.6.1 or 6.2.6.2 above as of March 10, 2005, is available as set forth in Exhibit C or as set forth in a subsequent notification via BellSouth's Web site (Initial Wire Center List).
- 6.2.6.4 Notwithstanding anything to the contrary in this Agreement, BellSouth shall make available DS1 and DS3 Entrance Facilities only for Megagate's Embedded Base Entrance Facilities and only during the Transition Period.
- 6.2.6.5 Notwithstanding the Effective Date of this Agreement, during the Transition Period, the rates for Megagate's Embedded Base of DS1 and DS3 Dedicated Transport and for Megagate's Excess DS1 and DS3 Dedicated Transport, as described in this Section 6.2, shall be as set forth in Exhibit B, and the rates for Megagate's Embedded Base DS1 and DS3 Entrance Facilities as described in this Section 6.2 shall be as set forth in Exhibit A.
- 6.2.6.6 The Transition Period shall apply only to (1) Megagate's Embedded Base and Embedded Base Entrance Facilities; and (2) Megagate's Excess DS1 and DS3 Dedicated Transport. Megagate shall not add new Entrance Facilities pursuant to this Agreement. Further, Megagate shall not add new DS1 or DS3 Dedicated Transport on routes identified in this Section 6.2 pursuant to this Agreement.
- 6.2.6.7 Except as otherwise expressly provided for in this agreement, once a wire center meets or exceeds either of the thresholds set forth in Section 6.2.6.1 above, no future DS1 Dedicated Transport unbundling will be required between that wire center and any other wire center meeting or exceeding these same thresholds.
- 6.2.6.8 Except as otherwise expressly provided for in this agreement, once a wire center meets or exceeds either of the thresholds set forth in Section 6.2.6.2 above, no future DS3 Dedicated Transport will be required between that wire center and any other wire center meeting or exceeding these same thresholds.
- 6.2.6.9 No later than December 9, 2005 Megagate shall submit spreadsheet(s) identifying all of the Embedded Base of circuits, Embedded Base DS1 and DS3 Entrance Facilities, and Excess DS1 and DS3 Dedicated Transport to be either disconnected or converted to other BellSouth services pursuant to Section 1.6 above. The Parties shall negotiate a project schedule for the Conversion of the Embedded Base, Embedded Base Entrance Facilities and Excess DS1 and DS3 Dedicated Transport.

- 6.2.6.9.1 If Megagate fails to submit the spreadsheet(s) specified in Section 6.2.6.9 above for all of its Embedded Base, DS1 and DS3 Embedded Base Entrance Facilities and Excess DS1 and DS3 Dedicated Transport prior to December 9, 2005, BellSouth will identify Megagate's remaining Embedded Base, Embedded Base DS1 and DS3 Entrance Facilities and Excess DS1 and DS3 Dedicated Transport, if any, and will transition such circuits to the equivalent tariffed BellSouth service(s). Those circuits identified and transitioned by BellSouth pursuant to this Section 6.2.6.9.1 shall be subject to all applicable disconnect charges as set forth in this Agreement and the full nonrecurring charges for installation of the equivalent tariffed BellSouth service as set forth in BellSouth's tariffs.
- 6.2.6.9.2 For Embedded Base circuits, Embedded Base DS1 and DS3 Entrance Facilities and Excess DS1 and DS3 Dedicated Transport converted pursuant to Section 6.2.6.9 above or transitioned pursuant to Section 6.2.6.9.1 above, the applicable recurring tariff charge shall apply to each circuit as of March 11, 2006.
- 6.2.6.10 Modifications and Updates to the Wire Center List and Subsequent Transition Periods
- 6.2.6.10.1 In the event BellSouth identifies additional wire centers that meet the criteria set forth in Sections 6.2.6.1 or 6.2.6.2 above, but that were not included in the Initial Wire Center List, BellSouth shall include such additional wire centers in CNL. Each such list of additional wire centers shall be considered a Subsequent Wire Center List.
- 6.2.6.10.2 Effective ten (10) business days after the date of a BellSouth CNL providing a Subsequent Wire Center List, BellSouth shall not be required to provide DS1 and DS3 Dedicated Transport, as applicable, in such additional wire center(s).
- 6.2.6.10.3 For purposes of Section 6.2.6.10 above, BellSouth shall make available DS1 and DS3 Dedicated Transport that was in service for Megagate in a wire center on the Subsequent Wire Center List as of the tenth (10th) business day after the date of BellSouth's CNL identifying the Subsequent Wire Center List (Subsequent Embedded Base) until ninety (90) days after the tenth (10th) business day from the date of BellSouth's CNL identifying the Subsequent Wire Center List (Subsequent Transition Period).
- 6.2.6.10.4 Subsequent disconnects or loss of customers shall be removed from the Subsequent Embedded Base.
- 6.2.6.10.5 The rates set forth in Exhibit B shall apply to the Subsequent Embedded Base during the Subsequent Transition Period.
- 6.2.6.10.6 No later than forty (40) days from BellSouth's CNL identifying the Subsequent Wire Center List Megagate shall submit a spreadsheet(s) identifying the Subsequent Embedded Base of circuits to be disconnected or converted to other

BellSouth services. The Parties shall negotiate a project schedule for the Conversion of the Subsequent Embedded Base.

- 6.2.6.10.6.1 If Megagate fails to submit the spreadsheet(s) specified in Section 6.2.6.10.6 above for all of its Subsequent Embedded Base within forty (40) days after the date of BellSouth's CNL identifying the Subsequent Wire Center List, BellSouth will identify Megagate's remaining Subsequent Embedded Base, if any, and will transition such circuits to the equivalent tariffed BellSouth service(s). Those circuits identified and transitioned by BellSouth shall be subject to the applicable disconnect charges as set forth in this Agreement and the full nonrecurring charges for installation of the equivalent tariffed BellSouth service as set forth in BellSouth's tariffs.
- 6.2.6.10.7 For Subsequent Embedded Base circuits converted pursuant to Section 6.2.6.10.6 above or transitioned pursuant to Section 6.2.6.10.6.1 above, the applicable recurring tariff charges shall apply as of the first day after the end of the Subsequent Transition Period.
- 6.3 BellSouth shall:
 - 6.3.1 Provide Megagate exclusive use of Dedicated Transport to a particular customer or carrier;
 - 6.3.2 Provide all technically feasible features, functions, and capabilities of Dedicated Transport as outlined within the technical requirements of this section;
 - 6.3.3 Permit, to the extent technically feasible, Megagate to connect Dedicated Transport to equipment designated by Megagate, including but not limited to, Megagate's collocated facilities; and
 - 6.3.4 Permit, to the extent technically feasible, Megagate to obtain the functionality provided by BellSouth's digital cross-connect systems.
- 6.4 BellSouth shall offer Dedicated Transport:
 - 6.4.1 As capacity on a shared facility; and
 - 6.4.2 As a circuit (i.e., DS0, DS1, DS3, STS-1) dedicated to Megagate.
- 6.5 Dedicated Transport may be provided over facilities such as optical fiber, copper twisted pair, and coaxial cable, and shall include transmission equipment such as line terminating equipment, amplifiers, and regenerators.
- 6.6 Megagate may obtain a maximum of twelve (12) unbundled DS3 Dedicated Transport circuits on each route where DS3 Dedicated Transport is available as a Network Element, and a maximum of ten (10) unbundled DS1 Dedicated Transport circuits on each Route where there is no 251(c)(3) unbundling

obligation for DS3 Dedicated Transport but for which impairment exists for DS1 Dedicated Transport. A route is defined as a transmission path between one (1) of BellSouth's wire centers or switches and another of BellSouth's wire centers or switches. A route between two (2) points may pass through one (1) or more intermediate wire centers or switches. Transmission paths between identical end points are the same "route", irrespective of whether they pass through the same intermediate wire centers or switches, if any.

- 6.6.1 For example, Megagate may purchase Dedicated Transport on two or more routes where Dedicated Transport is available as a Network Element and terminate such Dedicated Transport in a collocation arrangement, but Megagate may not cross connect one or more such Dedicated Transport facilities to one or more other Dedicated Transport facilities terminating in such collocation arrangement if such cross connect would result in a transmission path on a route where Dedicated Transport is not available as a Network Element.

6.7 Technical Requirements

- 6.7.1 BellSouth shall offer DS0 equivalent interface transmission rates for DS0 or voice grade Dedicated Transport. For DS1 or DS3 circuits, Dedicated Transport shall at a minimum meet the performance, availability, jitter, and delay requirements specified for Customer Interface to Central Office (CI to CO) connections in the applicable industry standards.
- 6.7.2 BellSouth shall offer the following interface transmission rates for Dedicated Transport:
- 6.7.2.1 DS0 Equivalent;
- 6.7.2.2 DS1;
- 6.7.2.3 DS3;
- 6.7.2.4 STS-1; and
- 6.7.2.5 SDH (Synchronous Digital Hierarchy) Standard interface rates are in accordance with International Telecommunications Union (ITU) Recommendation G.707 and Plesiochronous Digital Hierarchy (PDH) rates per ITU Recommendation G.704.
- 6.7.3 BellSouth shall design Dedicated Transport according to its network infrastructure. Megagate shall specify the termination points for Dedicated Transport.
- 6.7.4 At a minimum, Dedicated Transport shall meet each of the requirements set forth in the applicable industry technical references and BellSouth Technical References;

- 6.7.4.1 Telcordia TR-TSY-000191 Alarm Indication Signals Requirements and Objectives, Issue 1, May 1986.
- 6.7.4.2 BellSouth's TR 73501 LightGate®Service Interface and Performance Specifications, Issue D, June 1995.
- 6.7.4.3 BellSouth's TR 73525 MegaLink®Service, MegaLink Channel Service and MegaLink Plus Service Interface and Performance Specifications, Issue C, May 1996.
- 6.8 Unbundled Channelization (Multiplexing)
 - 6.8.1 To the extent Megagate is purchasing DS1 or DS3 or STS-1 Dedicated Transport pursuant to this Agreement, Unbundled Channelization (UC) provides the optional multiplexing capability that will allow a DS1 (1.544 Mbps) or DS3 (44.736 Mbps) or STS-1 (51.84 Mbps) Network Elements to be multiplexed or channelized at a BellSouth central office. Channelization can be accomplished through the use of a multiplexer or a digital cross-connect system at the discretion of BellSouth. Once UC has been installed, Megagate may request channel activation on a channelized facility and BellSouth shall connect the requested facilities via COCIs. The COCI must be compatible with the lower capacity facility and ordered with the lower capacity facility. This service is available as defined in NECA 4.
 - 6.8.2 BellSouth shall make available the following channelization systems and interfaces:
 - 6.8.2.1 DS1 Channelization System: channelizes a DS1 signal into a maximum of twenty-four (24) DS0s. The following COCI are available: Voice Grade, Digital Data and ISDN.
 - 6.8.2.2 DS3 Channelization System: channelizes a DS3 signal into a maximum of twenty-eight (28) DS1s. A DS1 COCI is available with this system.
 - 6.8.2.3 STS-1 Channelization System: channelizes a STS-1 signal into a maximum of twenty-eight (28) DS1s. A DS1 COCI is available with this system.
 - 6.8.3 Technical Requirements. In order to assure proper operation with BellSouth provided central office multiplexing functionality, Megagate's channelization equipment must adhere strictly to form and protocol standards. Megagate must also adhere to such applicable industry standards for the multiplex channel bank, for voice frequency encoding, for various signaling schemes, and for sub rate digital access.
- 6.9 Dark Fiber Transport. Dark Fiber Transport is defined as Dedicated Transport that consists of unactivated optical interoffice transmission facilities without attached signal regeneration, multiplexing, aggregation or other electronics. Except as set forth in Section 6.9.1 below, BellSouth shall not be required to

provide access to Dark Fiber Transport Entrance Facilities pursuant to this Agreement.

6.9.1 Transition for Dark Fiber Transport and Dark Fiber Transport Entrance Facilities

6.9.1.1 For purposes of this Section 6.9, the Transition Period for the Embedded Base of Dark Fiber Transport is the eighteen (18) month period beginning March 11, 2005 and ending September 10, 2006.

6.9.1.2 For purposes of this Section 6.9, Embedded Base means Dark Fiber Transport that was in service for Megagate as of March 10, 2005 in those wire centers that, as of such date, met the criteria set forth in 6.9.1.4.1 below. Subsequent disconnects or loss of customers shall be removed from the Embedded Base.

6.9.1.3 For purposes of this Section 6.9, a Business Line is as defined in 47 C.F.R. § 51.5.

6.9.1.4 Notwithstanding anything to the contrary in this Agreement, BellSouth shall make available Dark Fiber Transport on routes identified in this Section 6.9 only for Megagate's Embedded Base during the Transition Period:

6.9.1.4.1 Dark Fiber Transport where both wire centers at the end points of the route contain twenty-four thousand (24,000) or more Business Lines or three (3) or more fiber-based collocators.

6.9.1.5 A list of wire centers meeting the criteria set forth in Section 6.9.1.4 above as of March 10, 2005, ("Initial List") is available as set forth in Exhibit C or as set forth in a subsequent notification via BellSouth's Web site.

6.9.1.6 Notwithstanding the Effective Date of this Agreement, during the Transition Period, the rates for Megagate's Embedded Base of Dark Fiber Transport as described in Section 6.9.1.2 above shall be as set forth in Exhibit B and the rates for Megagate's Embedded Base of Dark Fiber Transport Entrance Facilities as described in Section 6.9.1 above shall be as set forth in Exhibit A.

6.9.1.7 The Transition Period shall apply only to Megagate's Embedded Base of Dark Fiber Transport and Dark Fiber Entrance Facilities. Megagate shall not add new Dark Fiber Transport as described in this Section 6.9. Further, Megagate shall not add new Dark Fiber Entrance Facilities pursuant to this Agreement.

6.9.1.8 Except as otherwise expressly provided for in this agreement, once a wire center exceeds either of the thresholds set forth in this Section 6.9.1.4 above, no future Dark Fiber Transport unbundling will be required in that wire center.

6.9.1.9 No later than June 10, 2006 Megagate shall submit spreadsheet(s) identifying all of the Embedded Base of Dark Fiber Transport and Dark Fiber Entrance Facilities to be either disconnected or converted to other BellSouth services as Conversions

pursuant to Section 1.6 above. The Parties shall negotiate a project schedule for the Conversion of the Embedded Base.

- 6.9.1.9.1 If Megagate fails to submit the spreadsheet(s) specified in Section 6.9.1.9 above for all of its Embedded Base prior to June 10, 2006, BellSouth will identify Megagate's remaining Embedded Base, if any, and will transition such circuits to the equivalent tariffed BellSouth service(s). Those circuits identified and transitioned by BellSouth pursuant to this Section 6.9.1.9.1 shall be subject to all applicable disconnect charges as set forth in this Agreement and the full nonrecurring charges for installation of the equivalent tariffed BellSouth service as set forth in BellSouth's tariffs.
- 6.9.1.9.2 For Embedded Base circuits converted pursuant to Section 6.9.1.9 above or transitioned pursuant to Section 6.9.1.9.1 above, the applicable recurring tariff charge shall apply to each circuit as of the earlier of the date each circuit is converted or transitioned, as applicable, or September 11, 2006.
- 6.9.1.10 Modifications and Updates to the Wire Center List and Subsequent Transition Periods
- 6.9.1.10.1 In the event BellSouth identifies additional wire centers that meet the criteria set forth in Section 6.9.1.4.1 above, but that were not included in the Initial Wire Center List, BellSouth shall include such additional wire centers in a CNL. Each such list of additional wire centers shall be considered a "Subsequent Wire Center List".
- 6.9.1.10.2 Effective ten (10) business days after the date of a BellSouth CNL providing a Subsequent Wire Center List, BellSouth shall not be required to provide unbundled access to Dark Fiber Transport, as applicable, in such additional wire center(s).
- 6.9.1.10.3 For purposes of Section 6.9.1.10, BellSouth shall make available Dark Fiber Transport that was in service for Megagate in a wire center on the Subsequent Wire Center List as of the tenth (10th) business day after the date of BellSouth's CNL identifying the Subsequent Wire Center List (Subsequent Embedded Base) until ninety (90) days after the tenth (10th) business day from the date of BellSouth's CNL identifying the Subsequent Wire Center List (Subsequent Transition Period).
- 6.9.1.10.4 Subsequent disconnects or loss of customers shall be removed from the Subsequent Embedded Base.
- 6.9.1.10.5 The rates set forth in Exhibit B shall apply to the Subsequent Embedded Base during the Subsequent Transition Period.

- 6.9.1.10.6 No later than forty (40) days from BellSouth's CNL identifying the Subsequent Wire Center List Megagate shall submit a spreadsheet(s) identifying the Subsequent Embedded Base of circuits to be disconnected or converted to other BellSouth services. The Parties shall negotiate a project schedule for the Conversion of the Subsequent Embedded Base.
- 6.9.1.10.6.1 If Megagate fails to submit the spreadsheet(s) specified in Section 6.9.1.10.6 above for all of its Subsequent Embedded Base within forty (40) days after the date of BellSouth's CNL identifying the Subsequent Wire Center List, BellSouth will identify Megagate's remaining Subsequent Embedded Base, if any, and will transition such circuits to the equivalent tariffed BellSouth service(s). Those circuits identified and transitioned by BellSouth shall be subject to the applicable disconnect charges as set forth in this Agreement and the full nonrecurring charges for installation of the equivalent tariffed BellSouth service as set forth in BellSouth's tariffs.
- 6.9.1.10.6.2 For Subsequent Embedded Base circuits converted pursuant to Section 6.9.1.10.6 above or transitioned pursuant to Section 6.9.1.10.6.1 above, the applicable recurring tariff charges shall apply as of the earlier of the date each circuit is converted or transitioned, as applicable, or the first day after the end of the Subsequent Transition Period.
- 6.10 Rearrangements
- 6.10.1 Rearrangement of a dedicated transport or combination that includes dedicated transport that requires a CFA change: A request to move a working Megagate circuit from one CFA to another Megagate CFA, where both CFAs terminate in the same BellSouth Central Office (Change in CFA), shall not constitute the establishment of new service. The applicable rates are set forth in Exhibit A. Requests to reterminate one end of a facility that is not a Change in CFA constitute the establishment of new service and require disconnection of existing service and the applicable rates set forth in Exhibit A shall apply.
- 6.10.2 Requests to reterminate one end of a facility that is not a Change in CFA constitute the establishment of new service and require disconnection of existing service and the applicable rates set forth in Exhibit A shall apply.
- 6.10.3 Upon request of Megagate, BellSouth shall project manage the Change in CFA or retermination of Dedicated Transport and combinations that include transport as described in Sections 6.10.1 and 6.10.2 above and Megagate may request OC-TS for such orders.
- 6.10.4 BellSouth shall accept a LOA between Megagate and another carrier that will allow Megagate to connect a Loop, Dedicated Transport or a Combination that includes a Loop or Dedicated Transport to the other carrier's collocation space or to another carrier's CFA associated with higher bandwidth transport.

- 6.10.5 Rearrangement of an EEL to a standalone UNE-L that requires a CFA change: Megagate may utilize the EEL to UNE-L retermination process, as described in BellSouth's guides available on its web site, to disconnect an EEL circuit and reterminate the Loop portion of the former EEL circuit to a collocation arrangement in the customer Serving Wire Center as a standalone UNE Loop. When using this process, the existing Loop portion of the EEL will be re-used and the resulting standalone Loop will be subject to the rates, terms and conditions for that particular Loop as set forth in this Attachment. This process will apply only to EELs that include as a part of its combination a DS1 Loop, UVL-SL2 Loop, 4-Wire UDL Loop (64, 56 kbs) and a 2-Wire ISDN Loop.
- 6.10.6 BellSouth shall charge the applicable EEL to UNE-L retermination rates found in Exhibit A. Megagate shall also be charged applicable manual service order, collocation cross-connect and EEL disconnect charges as set forth in Exhibit A of this Attachment.
- 6.10.7 The EEL to UNE-L retermination process is not available when the rearrangement requires a dispatch outside the serving wire center where the Loop terminates. If an outside dispatch is required, or if Megagate elects not to utilize the EEL to UNE-L retermination process, Megagate must submit an LSR to disconnect the entire EEL circuit, and must submit a separate LSR for the requested standalone Loop. In such cases, Megagate will be charged the EEL disconnect charges and the full nonrecurring rates for installation of a new Loop, as set forth in Exhibit A.

7 Call Related Databases and Signaling

- 7.1 Call Related Databases are the databases other than OSS, that are used in signaling networks, for billing and collection, or the transmission, routing or other provision of a Telecommunications Service. Notwithstanding anything to the contrary herein, except as provided in Section 8 below, BellSouth shall not provide unbundled access to call related databases and signaling including but not limited to, BellSouth Switched Access 8XX Toll Free Dialing Ten Digit Screening Service, LIDB, Signaling, Signaling Link Transport, STP, SS7 AIN Access, Service Control Point(SCP)\Databases, Local Number Portability (LNP) Databases and Calling Name (CNAM) Database Service pursuant to this Agreement.

8 Automatic Location Identification/Data Management System

8.1 911 and E911 Databases

- 8.1.1 BellSouth shall provide Megagate with nondiscriminatory access to 911 and E911 databases on an unbundled basis, in accordance with 47 C.F.R. § 51.319 (f).
- 8.1.2 The ALI/DMS database contains customer information (including name, address, telephone information, and sometimes special information from the local service provider or customer) used to determine to which PSAP to route the call. The

ALI/DMS database is used to provide enhanced routing flexibility for E911. Megagate will be required to provide the BellSouth 911 database vendor daily service order updates to E911 database in accordance with Section 8.2.1 below.

8.2 Technical Requirements

- 8.2.1 BellSouth's 911 database vendor shall provide Megagate the capability of providing updates to the ALI/DMS database through a specified electronic interface. Megagate shall contact BellSouth's 911 database vendor directly to request interface. Megagate shall provide updates directly to BellSouth's 911 database vendor on a daily basis. Updates shall be the responsibility of Megagate and BellSouth shall not be liable for the transactions between Megagate and BellSouth's 911 database vendor.
- 8.2.2 It is Megagate's responsibility to retrieve and confirm statistical data and to correct errors obtained from BellSouth's 911 database vendor on a daily basis. All errors will be assigned a unique error code and the description of the error and the corrective action is described in the CLEC Users Guide for Facility Based Providers that is found on the BellSouth Interconnection Web site.
- 8.2.3 Megagate shall conform to the BellSouth standards as described in the CLEC Users Guide to E911 for Facilities Based Providers that is located on the BellSouth's Interconnection Web site.
- 8.2.4 Stranded Unlocks are defined as customer records in BellSouth's ALI/DMS database that have not been migrated for over ninety (90) days to Megagate, as a new provider of local service to the customer. Stranded Unlocks are those customer records that have been "unlocked" by the previous local exchange carrier that provided service to the customer and are open for Megagate to assume responsibility for such records.
- 8.2.5 Based upon customer record ownership information available in the NPAC database, BellSouth shall provide a Stranded Unlock annual report to Megagate that reflects all Stranded Unlocks that remain in the ALI/DMS database for over ninety (90) days. Megagate shall review the Stranded Unlock report, identify its customer records and request to either delete such records or migrate the records to Megagate within two (2) months following the date of the Stranded Unlock report provided by BellSouth. Megagate shall reimburse BellSouth for any charges BellSouth's database vendor imposes on BellSouth for the deletion of Megagate's records.
- 8.3 911 PBX Locate Service®. 911 PBX Locate Service is comprised of a database capability and a separate transport component.

- 8.3.1 Description of Product. The transport component provides a dedicated trunk path from a Private Branch Exchange (PBX) switch to the appropriate BellSouth 911 tandem.
- 8.3.1.1 The database capability allows Megagate to offer an E911 service to its PBX end users that identifies to the PSAP the physical location of the Megagate PBX 911 end user station telephone number for the 911 call that is placed by the end user.
- 8.3.2 Megagate may order either the database capability or the transport component as desired or Megagate may order both components of the service.
- 8.3.3 911 PBX Locate Database Capability. Megagate's end user or Megagate's end user's database management agent (DMA) must provide the end user PBX station telephone numbers and corresponding address and location data to BellSouth's 911 database vendor. The data will be loaded and maintained in BellSouth's ALI database.
- 8.3.4 Ordering, provisioning, testing and maintenance shall be provided by Megagate pursuant to the 911 PBX Locate Marketing Service Description (MSD) that is located on the BellSouth Interconnection Web site.
- 8.3.5 Megagate's end user, or Megagate's end user DMA must provide ongoing updates to BellSouth's 911 database vendor within a commercially reasonable timeframe of all PBX station telephone number adds, moves and deletions. It will be the responsibility of Megagate to ensure that the end user or DMA maintain the data pertaining to each end user's extension managed by the 911 PBX Locate Service product. Megagate should not submit telephone number updates for specific PBX station telephone numbers that are submitted by Megagate's end user, or Megagate's end user DMA under the terms of 911 PBX Locate product.
- 8.3.5.1 Megagate must provision all PBX station numbers in the same LATA as the E911 tandem.
- 8.3.6 Megagate agrees to release, indemnify, defend and hold harmless BellSouth from any and all loss, claims, demands, suits, or other action, or any liability whatsoever, whether suffered, made, instituted or asserted by Megagate's end user or by any other party or person, for any personal injury to or death of any person or persons, or for any loss, damage or destruction of any property, whether owned by Megagate or others, or for any infringement or invasion of the right of privacy of any person or persons, caused or claimed to have been caused, directly or indirectly, by the installation, operation, failure to operate, maintenance, removal, presence, condition, location or use of PBX Locate Service features or by any services which are or may be furnished by BellSouth in connection therewith, including but not limited to the identification of the telephone number, address or name associated with the telephone used by the party or parties accessing 911 services using 911 PBX Locate Service hereunder, except to the extent caused by

BellSouth's gross negligence or wilful misconduct. Megagate is responsible for assuring that its authorized end users comply with the provisions of these terms and that unauthorized persons do not gain access to or use the 911 PBX Locate Service through user names, passwords, or other identifiers assigned to Megagate's end user or DMA pursuant to these terms. Specifically, Megagate's end user or DMA must keep and protect from use by any unauthorized individual identifiers, passwords, and any other security token(s) and devices that are provided for access to this product.

- 8.3.7 Megagate may only use BellSouth PBX Locate Service solely for the purpose of validating and correcting 911 related data for Megagate's end users' telephone numbers for which it has direct management authority.
- 8.3.8 911 PBX Locate Transport Component. The 911 PBX Locate Service transport component requires Megagate to order a CAMA type dedicated trunk from Megagate's end user premise to the appropriate BellSouth 911 tandem pursuant to the following provisions.
- 8.3.8.1 Except as otherwise set forth below, a minimum of two (2) end user specific, dedicated 911 trunks are required between the Megagate's end user premise and the BellSouth 911 tandem as described in BellSouth's TR 73576 and in accordance with the 911 PBX Locate Marketing Service Description located on the BellSouth Interconnection Web site. Megagate is responsible for connectivity between the end user's PBX and Megagate's switch or POP location. Megagate will then order 911 trunks from their switch or POP location to the BellSouth 911 tandem. The dedicated trunks shall be, at a minimum, DS0 level trunks configured as part of a digital interface (delivered over a Megagate purchased DS1 facility that hands off at a DS1 or higher level digital or optical interface). Megagate is responsible for ensuring that the PBX switch is capable of sending the calling station's Direct Inward Dial (DID) telephone number to the BellSouth 911 tandem in a specified Multi-frequency (MF) Address Signaling Protocol. If the PBX switch supports Primary Rate ISDN (PRI) and the calling stations are DID numbers, then the 911 call can be transmitted using PRI, and there will be no requirement for the PBX Locate Transport component.
- 8.3.9 Ordering and Provisioning. Megagate will submit an Access Service Request (ASR) to BellSouth to order a minimum of two (2) end user specific 911 trunks from its switch or POP location to the BellSouth 911 tandem.
- 8.3.9.1 Testing and maintenance shall be provided by Megagate pursuant to the 911 PBX Locate Marketing Service description that is located on the BellSouth Interconnection Web site.
- 8.3.10 Rates. Rates for the 911 PBX Locate Service database component are set forth in Exhibit A. Trunks and facilities for 911 PBX Locate transport component may be

ordered by Megagate pursuant to the terms and conditions set forth in Attachment 3.

9 White Page Listings

9.1 BellSouth shall provide Megagate and its customers access to white pages directory listings under the following terms:

9.1.1 Listings. Megagate shall provide all new, changed and deleted listings on a timely basis and BellSouth or its agent will include Megagate residential and business customer listings in the appropriate White Pages (residential and business) or alphabetical directories in the geographic areas covered by this Agreement. Directory listings will make no distinction between Megagate and BellSouth customers. Megagate shall provide listing information in accordance with the procedures set forth in The BellSouth Business Rules for Local Ordering found at BellSouth's Interconnection Web site.

9.1.2 Unlisted/Non-Published Customers. Megagate will be required to provide to BellSouth the names, addresses and telephone numbers of all Megagate customers who wish to be omitted from directories. Unlisted/Non-Published listings will be subject to the rates as set forth in BellSouth's GSST and shall not be subject to wholesale discount.

9.1.3 Inclusion of Megagate Customers in Directory Assistance Database. BellSouth will include and maintain Megagate customer listings in BellSouth's Directory Assistance databases. Megagate shall provide such Directory Assistance listings to BellSouth at no charge.

9.1.4 Listing Information Confidentiality. BellSouth will afford Megagate's directory listing information the same level of confidentiality that BellSouth affords its own directory listing information.

9.1.5 Additional and Designer Listings. Additional and designer listings will be offered by BellSouth at tariffed rates as set forth in BellSouth's GSST and shall not be subject to the wholesale discount.

9.1.6 Rates. So long as Megagate provides listing information to BellSouth as set forth in Section 9.1.1 above, BellSouth shall provide to Megagate one (1) basic White Pages directory listing per Megagate customer at no charge other than applicable service order charges as set forth in BellSouth's tariffs. Except in the case of an LSR submitted solely to port a number from BellSouth, if such listing is requested on the initial LSR associated with the request for services, a single manual service order charge or electronic service order charge, as appropriate, as described in Attachment 6, will apply to both the request for service and the request for the directory listing. Where a subsequent LSR is placed solely to request a directory listing, or is placed to port a number and request a directory listing, separate

service order charges as set forth in BellSouth's tariffs shall apply, as well as the manual service order charge or the electronic service order charge, as appropriate, as described in Attachment 6.

- 9.2 Directories. BellSouth or its agent shall make available White Pages directories to Megagate customer at no charge or as specified in a separate agreement between Megagate and BellSouth's agent.
- 9.3 Procedures for submitting Megagate Subscriber Listing Information (SLI) are found in The BellSouth Business Rules for Local Ordering found at BellSouth's Interconnection Web site.
- 9.3.1 Megagate authorizes BellSouth to release all Megagate SLI provided to BellSouth by Megagate to qualifying third parties pursuant to either a license agreement or BellSouth's Directory Publishers Database Service (DPDS), GSST. Such Megagate SLI shall be intermingled with BellSouth's own customer listings and listings of any other CLEC that has authorized a similar release of SLI.
- 9.3.2 No compensation shall be paid to Megagate for BellSouth's receipt of Megagate SLI, or for the subsequent release to third parties of such SLI. In addition, to the extent BellSouth incurs costs to modify its systems to enable the release of Megagate's SLI, or costs on an ongoing basis to administer the release of Megagate SLI, Megagate shall pay to BellSouth its proportionate share of the reasonable costs associated therewith. At any time that costs may be incurred to administer the release of Megagate's SLI, Megagate will be notified. If Megagate does not wish to pay its proportionate share of these reasonable costs, Megagate may instruct BellSouth that it does not wish to release its SLI to independent publishers, and Megagate shall amend this Agreement accordingly. Megagate will be liable for all costs incurred until the effective date of the agreement.
- 9.3.3 Neither BellSouth nor any agent shall be liable for the content or accuracy of any SLI provided by Megagate under this Agreement. Megagate shall indemnify, except to the extent caused by BellSouth's gross negligence or willful misconduct, hold harmless and defend BellSouth and its agents from and against any damages, losses, liabilities, demands, claims, suits, judgments, costs and expenses (including but not limited to reasonable attorneys' fees and expenses) arising from BellSouth's tariff obligations or otherwise and resulting from or arising out of any third party's claim of inaccurate Megagate listings or use of the SLI provided pursuant to this Agreement. BellSouth may forward to Megagate any complaints received by BellSouth relating to the accuracy or quality of Megagate listings.
- 9.3.4 Listings and subsequent updates will be released consistent with BellSouth system changes and/or update scheduling requirements.

The following provisions shall apply in Alabama and Mississippi only:

- 1 Subsequent Transition Periods
- 1.1 BellSouth shall identify and post on its website Subsequent Wire Centers meeting the non-impairment criteria set forth in the *TRRO* in a carrier notification letter ("CNL").
- 1.2 Megagate shall have 30 calendar days following the CNL to dispute a non-impaired wire center claim by BellSouth. During the 30 days, rates for de-listed UNEs shall not change.
- 1.3 30 calendar days after the CNL, BellSouth shall no longer have an obligation to provide unbundling of new de-listed UNEs, as applicable, in the wire centers listed on the Subsequent Wire Center list. Should Megagate dispute a specific non-impaired wire center claim with a UNE order within 30 calendar days following the CNL, BellSouth will provision Megagate's ordered UNE. BellSouth may, however, review Megagate claim and seek dispute resolution through the Commission if needed. During the dispute resolution period, the applicable UNE rates will not change unless ordered by the Commission. Upon the Commission's resolution of the dispute, the rates will be trued up, if necessary, to the time BellSouth provisioned Megagate's order.
- 1.4 The Subsequent Transition Period for DS1 and DS3 loops and transport in a wire center identified on the Subsequent Wire Center List shall be 120 calendar days and begins on the 30th day following issuance of the CNL; the Subsequent Transition Period for dark fiber transport is 180 calendar days beginning on the 30th day following issuance of the CNL.
- 1.5 The Subsequent Transition Period applies to the Subsequent Embedded Base (all de-listed UNE arrangements in service in a wire center identified on the Subsequent Wire Center List on the thirtieth day following issuance of the CNL).
- 1.6 The transition rates to apply to the Subsequent Embedded Base throughout the Subsequent Transition Period should be the rate paid for that element at the time of the CNL posting plus 15 percent.
- 1.7 Megagate shall submit spreadsheets identifying the Subsequent Embedded Base of circuits to be disconnected or converted to other BellSouth services no later

- than the end of the Subsequent Transition Period (150 days following the CNL for DS1 and DS3 loops and transport and 210 days following the CNL for dark fiber transport). A projected schedule for the conversion of these affected circuits shall be negotiated between the parties.
- 1.8 For the Subsequent Embedded Base circuits identified by the end of 150 days for DS1 and DS3 high-capacity loops and transport (210 days for dark fiber transport) following the CNL, BellSouth shall convert the applicable circuits at the "switch as is" surrogate rate established herein. Any applicable recurring tariff charges will apply beginning on the first day following the end of the Subsequent Transition Period.
- 1.9 If Megagate does not submit the spreadsheets for all of its Subsequent Embedded Base by the end of the Subsequent Transition Period, BellSouth will be permitted to identify the remaining Subsequent Embedded Base and transition the circuits to the equivalent BellSouth tariffed services subject to the surrogate "switch as is" charge established herein.
- 1.10 For the Subsequent Embedded Base circuits, the applicable recurring tariff charges shall apply beginning on the first day following the end of the Subsequent Transition Period whether or not the circuits have been converted.

1 Introduction

- 1.1 The Parties agree that BellSouth's 271 obligations associated with the Georgia Public Service Commission's order in Docket No. 19341-U (Order), are as set forth in this Exhibit 2 of Attachment 2. By agreement of the Parties, BellSouth shall not be required to provide such services and rates outlined in this Exhibit 2 until such time as the Order referenced herein is final and non-appealable (Final Order). Upon a Final Order, Megagate shall notify BellSouth pursuant to Section 19 of the General Terms and Conditions of this Agreement at least sixty (60) days prior to Megagate's interest in ordering the services outlined in this Exhibit of Attachment 2. Upon such notice, BellSouth shall review this Exhibit and provide a written response to Megagate that Megagate may order the services outlined in Sections 2 – 7 of this Exhibit. Notwithstanding the foregoing, as of the Effective Date of this Agreement, the language set forth in the Sections specified above represents the current law; however, if such language requires modification in the opinion of BellSouth at the time such services are requested by Megagate to be implemented, BellSouth may require such modifications prior to implementation and will provide its intent to modify certain sections in its response to Megagate's request to order such services. In the event modifications are required, the Parties shall make such modifications pursuant to the Modification of Agreement provision set forth in the General Terms and Conditions, and except as otherwise agreed, following Megagate's notification referred to above, Megagate may not order such services until the Parties have made such modifications.

2. Commingling of Services

- 2.1 Commingling means the connecting, attaching, or otherwise linking of a Network Element, or a Combination, to one or more Telecommunications Services or facilities that Megagate has obtained at wholesale from BellSouth, or the combining of a Network Element or Combination with one or more such wholesale Telecommunications Services or facilities, consistent with the Georgia Public Service Commission's Order dated March 2, 2006 in Docket No. 19341-U. To the extent a Section 271 facility or service is obtained at wholesale, BellSouth will commingle such facility or service with Section 251 Network Elements or Combinations. Megagate must comply with all rates, terms or conditions applicable to such wholesale Telecommunications Services or facilities.
- 2.2 Subject to the limitations set forth elsewhere in this Attachment, BellSouth shall not deny access to a Network Element or a Combination on the grounds that one or more of the elements: (1) is connected to, attached to,

linked to, or combined with such a facility or service obtained from BellSouth; or (2) shares part of BellSouth's network with access services or inputs for mobile wireless services and/or interexchange services.

- 2.3 Unless otherwise agreed to by the Parties, the Network Element portion of a commingled circuit will be billed at the rates set forth in Exhibit A or Exhibit B to Attachment 2, as applicable, and the remainder of the circuit or service will be billed in accordance with either BellSouth's tariffed rates or the 271 rates set forth in Exhibit 2A of this Exhibit 2, as applicable.
- 2.4 When multiplexing equipment is attached to a commingled circuit, the multiplexing equipment will be billed from the same agreement or tariff as the higher bandwidth circuit. Central Office Channel Interfaces (COCI) will be billed from the same agreement or tariff as the lower bandwidth circuit.
- 3. 271 Requirements
 - 3.1 This Section sets forth terms and conditions for de-listed network elements that BellSouth is required to offer pursuant to the Georgia Public Service Commission's Order in Docket No. 19341-U (Order) to Megagate for Megagate's provision of Telecommunications Services in accordance with its obligations under Section 271 of the Act ("271").
 - 3.1.1 To the extent DS1 and/or DS3 Loops, DS1 and/or DS3 Dedicated Transport and Multiplexing are not available elsewhere in the Agreement, these services will be made available pursuant to Section 271 of the Act at the rates set forth in Exhibit 2A to this Exhibit 2.
 - 3.2 271 Dark Fiber Loops, 271 DS1 and DS3 Entrance Facilities, and 271 Dark Fiber Transport Facilities are available at the rates, terms, and conditions set forth in the applicable BellSouth tariff.

3.3 Line Sharing

- 3.3.1 General. Line Sharing is defined as the process by which Megagate provides digital subscriber line service (“xDSL”) over the same copper Loop that BellSouth uses to provide retail voice service, with BellSouth using the low frequency portion of the Loop and Megagate using the high frequency spectrum (as defined below) of the Loop.
- 3.3.2 The rates for Line Sharing arrangements shall be as set forth in Exhibit 2A of this Exhibit 2.
- 3.3.3 The High Frequency Spectrum is defined as the frequency range above the voiceband on a copper Loop facility carrying analog circuit-switched voiceband transmissions. Access to the High Frequency Spectrum is intended to allow Megagate the ability to provide xDSL data services to the End User for which BellSouth provides voice services.
- 3.3.4 The High Frequency Spectrum shall be available for any version of xDSL complying with Spectrum Management Class 5 of ANSI T1.417, American National Standard for Telecommunications, Spectrum Management for Loop Transmission Systems. BellSouth will continue to have access to the low frequency portion of the Loop spectrum (from 300 Hertz to at least 3000 Hertz, and potentially up to 3400 Hertz, depending on equipment and facilities) for the purposes of providing voice service. Megagate shall only use xDSL technology that is within the PSD mask for Spectrum Management Class 5 as found in the abovementioned document.
- 3.3.5 Access to the High Frequency Spectrum requires an unloaded, 2-wire copper Loop. An unloaded Loop is a copper Loop with no load coils, lowpass filters, range extenders, DAMLs, or similar devices and minimal bridged taps consistent with ANSI T1.413 and TI .601.
- 3.3.6 BellSouth will provide Loop Modification to Megagate on an existing Loop for Line Sharing in accordance with procedures as specified in Attachment 2 of this Agreement. BellSouth is not required to modify a Loop for access to the High Frequency spectrum if modification of that Loop significantly degrades BellSouth’s voice service. If Megagate requests that BellSouth modify a Loop and such modification significantly degrades the voice services on the Loop, Megagate shall pay for the Loop to be restored to its original state.

- 3.3.7 Line Sharing shall only be available on Loops on which BellSouth is also providing, and continues to provide, analog voice service directly to the End User. In the event the End User terminates its BellSouth provided voice service for any reason, or in the event BellSouth disconnects the End User's voice service pursuant to its tariffs or applicable law, and Megagate desires to continue providing xDSL service on such Loop, Megagate or the new voice provider, or both, shall be required to purchase a full stand-alone Loop. In those cases in which BellSouth no longer provides voice service to the End User and Megagate purchases the full stand-alone Loop, Megagate may elect the type of Loop it will purchase. Megagate will pay the appropriate recurring and nonrecurring rates for such Loop as set forth in Exhibit A to Attachment 2. In the event Megagate purchases a voice grade Loop, Megagate acknowledges that such Loop may not remain xDSL compatible.
- 3.3.8 Only one CLEC shall be permitted access to the High Frequency Spectrum of any particular Loop.
- 3.3.9 Provisioning of Line Sharing and Splitter Space. BellSouth will provide Megagate with access to the High Frequency Spectrum as follows:
- 3.3.9.1 To order High Frequency Spectrum on a particular Loop, Megagate must have a Digital Subscriber Line Access Multiplexer (DSLAM) collocated in the central office that serves the End User of such Loop.
- 3.3.9.2 Megagate may provide its own splitters or may order splitters in a central office once it has installed its DSLAM in that central office. BellSouth will install splitters within thirty-six (36) calendar days of Megagate's submission of an error free Line Splitter Ordering Document (LSOD) to the BellSouth Complex Resale Support Group.
- 3.3.9.3 Once a splitter is installed on behalf of Megagate in a central office in which Megagate is located, Megagate shall be entitled to order the High Frequency Spectrum on lines served out of that central office. BellSouth will bill and Megagate shall pay the electronic or manual ordering charges, as set forth in Exhibit A of Attachment 2 of the Agreement, as applicable when Megagate orders High Frequency Spectrum for End User service.
- 3.3.9.4 Once BellSouth has placed cross-connects on behalf of Megagate to provide Megagate access to the High Frequency Spectrum and chooses to

rearrange its splitter or CLEC pairs, Megagate may order the rearrangement of its splitter or cable pairs via “Subsequent Activity”. Subsequent Activity is any rearrangement of Megagate’s cable pairs or splitter ports after BellSouth has placed cross-connection to provide Megagate access to the High Frequency Spectrum. BellSouth shall bill and Megagate shall pay the Subsequent Activity charges as set forth in Exhibit 2A of this Exhibit 2.

- 3.3.10 BellSouth Provided Splitter – Line Sharing. BellSouth will select, purchase, install, and maintain a central office POTS splitter and provide Megagate access to data ports on the splitter. The splitter will route the High Frequency Spectrum on the circuit to Megagate’s xDSL equipment in Megagate’s collocation space. At least thirty (30) calendar days before making a change in splitter suppliers, BellSouth will provide Megagate with a carrier notification letter, informing Megagate of change. Megagate shall purchase ports on the splitter in increments of eight (8), twenty-four (24), or ninety-six (96) ports.

- 3.3.11 BellSouth will install the splitter in (i) a common area close to Megagate's collocation area, if possible; or (ii) in a BellSouth relay rack as close to Megagate's DS0 termination point as possible. For purposes of this section, a common area is defined as an area in the central office in which both Parties have access to a common test access point. A Termination Point is defined as the point of termination for Megagate on the main distributing frame in the central office and is not the demarcation point set forth in Attachment 4 of this Agreement. BellSouth will cross-connect the splitter data ports to a specified Megagate DS0 at such time that a Megagate End User's service is established.
- 3.3.12 CLEC Provided Splitter – Line Sharing. Megagate may at its option purchase, install and maintain central office POTS splitters in its collocation arrangements. Megagate may use such splitters to provide xDSL services to its End Users using the High Frequency Spectrum. Existing Collocation rules and procedures and the terms and conditions relating to Collocation set forth in Attachment 4-Central Office shall apply.
- 3.3.13 Any splitters installed by Megagate in its collocation arrangement shall comply with ANSI T1.413, Annex E, or any future ANSI splitter Standards. Megagate may install any splitters that BellSouth deploys or permits to be deployed for itself or any BellSouth affiliate.
- 3.3.14 Ordering – Line Sharing. Megagate shall use BellSouth's LSOD to order splitters from BellSouth and to activate and deactivate DS0 Collocation Connecting Facility Assignments (CFA) for use with High Frequency Spectrum.
- 3.3.15 BellSouth's Local Ordering Handbook (LOH) will provide Megagate the LSR format to be used when ordering disconnections of the High Frequency Spectrum or Subsequent Activity.
- 3.3.16 BellSouth will provision High Frequency Spectrum in compliance with BellSouth's Products and Services Interval Guide available at BellSouth's Interconnection Web site.

- 3.3.17 BellSouth shall test the data portion of the Loop to ensure the continuity of the wiring for Megagate's data.
- 3.3.18 BellSouth will provide Megagate access to Preordering LMU in accordance with the terms of this Agreement. BellSouth shall bill and Megagate shall pay the rates for such services, as described in Exhibit 2A of this Exhibit 2.
- 3.3.19 Maintenance and Repair - Line Sharing. Megagate shall have access for repair and maintenance purposes to any Loop for which it has access to the High Frequency Spectrum. Megagate may test from the collocation space, the Termination Point, or the NID. BellSouth will be responsible for repairing voice services and the physical line between the NID at the End User's premises and the Termination Point. Megagate will be responsible for repairing its data services. Each Party will be responsible for maintaining its own equipment.
- 3.3.20 Megagate shall inform its End Users to direct data problems to Megagate, unless both voice and data services are impaired, in which event Megagate should direct the End Users to contact BellSouth. Once a Party has isolated a trouble to the other Party's portion of the Loop, the Party isolating the trouble shall notify the End User that the trouble is on the other Party's portion of the Loop.
- 7.3.24 If Megagate reports a trouble on the High Frequency Spectrum of a Loop and no trouble actually exists on the BellSouth portion, or BellSouth isolates the trouble to the physical collocation arrangement belonging to Megagate, BellSouth will charge Megagate for any dispatching and testing (both inside and outside the CO) required by BellSouth in order to confirm the working status. The rates charged for no trouble found (NTF) shall be as set forth in Exhibit 2A of this Exhibit 2.

| 271 ELEMENTS - Georgia | | | | | | | | | | | Attachment: 2 Exh A | | Incremental | Incremental | |
|--|--|---------|------|-------|-------|-----------|--------------|--------|-------------------------|---|---|--|--|---|---|
| CATEGORY | RATE ELEMENTS | Interim | Zone | BCS | USOC | RATES(\$) | | | | Svc Order Submitted Elec per LSR | Svc Order Submitted Manually per LSR | Incremental Charge - Manual Svc Order vs. Electronic- 1st | Incremental Charge - Manual Svc Order vs. Electronic- Add'l | Incremental Charge - Manual Svc Order vs. Electronic- Disc 1st | Incremental Charge - Manual Svc Order vs. Electronic- Disc Add'l |
| | | | | | | Rec | Nonrecurring | | Nonrecurring Disconnect | | OSS Rates(\$) | | | | |
| | | | | | | | First | Add'l | First | Add'l | SOME C | SOMAN | SOMAN | SOMAN | SOMAN |
| The "Zone" shown in the sections for stand-alone loops or loops as part of a combination refers to Geographically Deaveraged UNE Zones. To view Geographically Deaveraged UNE Zone Designations by Central Office, refer to internet Website: http://www.interconnection.bellsouth.com/become_a_clec/html/interconnection.htm | | | | | | | | | | | | | | | |
| UNBUNDLED EXCHANGE ACCESS LOOP | | | | | | | | | | | | | | | |
| 4-WIRE DS1 DIGITAL LOOP | | | | | | | | | | | | | | | |
| | 271 - 4-Wire DS1 Digital Loop - Zone 1 | | 1 | USL | 271UC | 85.97 | 211.72 | 72.42 | 38.20 | 7.19 | | | | | |
| | 271 - 4-Wire DS1 Digital Loop - Zone 2 | | 2 | USL | 271UC | 81.27 | 211.72 | 72.42 | 38.20 | 7.19 | | | | | |
| | 271 - 4-Wire DS1 Digital Loop - Zone 3 | | 3 | USL | 271UC | 128.28 | 211.72 | 72.42 | 38.20 | 7.19 | | | | | |
| COMMINGLING | | | | | | | | | | | | | | | |
| COMMINGLING (Loop as part of a multi-bandwidth commingling arrangement) | | | | | | | | | | | | | | | |
| | 4-Wire DS1 Digital Loop - Zone 1 | | | | | 85.97 | 211.72 | 72.42 | 38.20 | 7.19 | | | | | |
| | 4-Wire DS1 Digital Loop - Zone 2 | | | | | 81.27 | 211.72 | 72.42 | 38.20 | 7.19 | | | | | |
| | 4-Wire DS1 Digital Loop - Zone 3 | | | | | 128.28 | 211.72 | 72.42 | 38.20 | 7.19 | | | | | |
| LINE SHARING | | | | | | | | | | | | | | | |
| NOTE: The Line Sharing monthly recurring rates for all installations completed on or after October 02, 2003 shall be billed as follows: | | | | | | | | | | | | | | | |
| NOTE 2: These line sharing rates are effective October 2, 2006 | | | | | | | | | | | | | | | |
| LINE SHARING | | | | | | | | | | | | | | | |
| SPLITTERS-CENTRAL OFFICE BASED | | | | | | | | | | | | | | | |
| | Line Sharing Splitter, per System 96 Line Capacity w/o test jack (E:10/2/2006) | | | ULS | ULSDA | 117.18 | 243.66 | 0.00 | 90.11 | 0.00 | | | | | |
| | Line Sharing Splitter, per System 24 Line Capacity w/o test jack (E:10/2/2006) | | | ULS | ULSDB | 29.30 | 243.66 | 0.00 | 90.11 | 0.00 | | | | | |
| | Line Sharing Splitter, Per System, 8 Line Capacity w/o test jack (E:10/2/2006) | | | ULS | ULSD8 | 9.77 | 243.66 | 0.00 | 90.11 | 0.00 | | | | | |
| END USER ORDERING-CENTRAL OFFICE BASED LINE SHARING | | | | | | | | | | | | | | | |
| | Line Sharing - per Line Activation (BST Owned splitter) (E:10/2/2006) | | | ULS | ULSDT | 6.50 | 24.53 | 0.00 | 12.26 | 0.00 | | | | | |
| | Line Sharing - per Subsequent Activity per Line Rearrangement (BST Owned Splitter) (E:10/2/2006) | | | ULS | ULSDS | | 48.91 | 17.86 | 22.87 | 2.28 | | | | | |
| Loop Modification | | | | | | | | | | | | | | | |
| | Unbundled Loop Modification -- Load Coil/Equipment Removal (E:10/2/2006) | | | ULS | ULM2L | | 29.97 | | | | | | | | |
| | Unbundled Loop Modification -- Bridged Tap Removal (E:10/2/2006) | | | ULS | ULMBT | | 68.11 | | | | | | | | |
| MAINTENANCE | | | | | | | | | | | | | | | |
| | No Trouble Found - per 1/2 hour increments - Basic | | | | | | 80.00 | 0.00 | | | | | | | |
| | No Trouble Found - per 1/2 hour increments - Overtime | | | | | | 120.00 | 0.00 | | | | | | | |
| | No Trouble Found - per 1/2 hour increments - Premium | | | | | | 160.00 | 0.00 | | | | | | | |
| GA 271 | | | | | | | | | | | | | | | |
| | DS1 Interoffice Channel Facility Termination (271 standalone) | | | U1TD1 | 271UA | 44.04 | 110.92 | 80.20 | 31.33 | 21.71 | | | | | |
| | DS1 Interoffice Channel per mile (271 standalone) | | | U1TD1 | 1L5UB | 0.1417 | | | | | | | | | |
| | DS3 Interoffice Channel Facility Termination (271 standalone) | | | U1TD3 | 271NA | 440.53 | 320.16 | 86.24 | 66.71 | 52.76 | | | | | |
| | DS3 Interoffice Channel per mile (271 standalone) | | | U1TD3 | 1L5NB | 3.11 | | | | | | | | | |
| | DS3 Local Loop Facility Termination (271 standalone) | | | UE3 | 271NC | 323.53 | 1,751.51 | 131.77 | 112.80 | 75.81 | | | | | |
| | DS3 Local Loop per mile (271 standalone) | | | UE3 | 1L5NG | 13.47 | | | | | | | | | |
| | DS1 Interoffice Channel Facility Termination (271 part combination) | | | UNC1X | 271UA | 44.04 | 110.92 | 80.20 | 31.33 | 21.71 | | | | | |
| | DS1 Interoffice Channel per mile (271 part in combination) | | | UNC1X | 1L5UB | 0.1417 | | | | | | | | | |
| | DS3 Interoffice Channel Facility Termination (271 part in combination) | | | UNC3X | 271NA | 440.53 | 320.16 | 86.24 | 66.71 | 52.76 | | | | | |
| | DS3 Interoffice Channel per mile (271 part in combination) | | | UNC3X | 1L5NB | 3.11 | | | | | | | | | |
| | DS3/DS1 Channel System (271 part in combination) | | | UNC3X | 271BS | 157.48 | 0.00 | 0.00 | 0.00 | 0.00 | | | | | |
| | DS3 Local Loop Facility Termination (271 part in combination) | | | UNC3X | 271NC | 323.53 | 1,751.51 | 131.77 | 112.80 | 75.81 | | | | | |
| | DS3 Local Loop per mile (271 part in combination) | | | UNC3X | 1L5NG | 13.47 | | | | | | | | | |
| | DS1 Local Loop in combination (271 part in combination) | | 1 | UNC1X | 271UC | 85.97 | 209.25 | 70.37 | 37.87 | 6.86 | | | | | |
| | DS1 Local Loop in combination (271 part in combination) | | 2 | UNC1X | 271UC | 81.27 | 209.25 | 70.37 | 37.87 | 6.86 | | | | | |
| | DS1 Local Loop in combination (271 part in combination) | | 3 | UNC1X | 271UC | 128.28 | 209.25 | 70.37 | 37.87 | 6.86 | | | | | |
| | DS1 COCI (271 part in combination) | | | UNC1X | 271UK | 9.50 | 27.30 | 2.90 | 16.85 | 1.04 | | | | | |

| UNBUNDLED NETWORK ELEMENTS - Alabama | | | | | | | | | | | Attachment: 2 Exh A | | | | | |
|---|--|---------|------|---|--------|-----------|--------------|-------|-------------------------|----------------------------------|--------------------------------------|--|--|---|---|-------|
| CATEGORY | RATE ELEMENTS | Interim | Zone | BCS | USOC | RATES(\$) | | | | Svc Order Submitted Elec per LSR | Svc Order Submitted Manually per LSR | Incremental Charge - Manual Svc Order vs. Electronic-1st | Incremental Charge - Manual Svc Order vs. Electronic-Add'l | Incremental Charge - Manual Svc Order vs. Electronic-Disc 1st | Incremental Charge - Manual Svc Order vs. Electronic-Disc Add'l | |
| | | | | | | Rec | Nonrecurring | | Nonrecurring Disconnect | | OSS Rates(\$) | | | | | |
| | | | | | | | First | Add'l | First | Add'l | SOMECE | SOMAN | SOMAN | SOMAN | SOMAN | SOMAN |
| The "Zone" shown in the sections for stand-alone loops or loops as part of a combination refers to Geographically Deaveraged UNE Zones. To view Geographically Deaveraged UNE Zone Designations by Central Office, refer to internet Website: http://www.interconnection.bellsouth.com/become_a_clec/html/interconnection.htm | | | | | | | | | | | | | | | | |
| OPERATIONS SUPPORT SYSTEMS (OSS) - "REGIONAL RATES" | | | | | | | | | | | | | | | | |
| | NOTE: (1) CLEC should contact its contract negotiator if it prefers the "state specific" OSS charges as ordered by the State Commissions. The OSS charges currently contained in this rate exhibit are the BellSouth "regional" service ordering charges. CLEC may elect either the state specific Commission ordered rates for the service ordering charges, or CLEC may elect the regional service ordering charge, however, CLEC can not obtain a mixture of the two regardless if CLEC has a interconnection contract established in each of the 9 states. | | | | | | | | | | | | | | | |
| | NOTE: (2) Any element that can be ordered electronically will be billed according to the SOMECE rate listed in this category. Please refer to BellSouth's Local Ordering Handbook (LOH) to determine if a product can be ordered electronically. For those elements that cannot be ordered electronically at present per the LOH, the listed SOMECE rate in this category reflects the charge that would be billed to a CLEC once electronic ordering capabilities come on-line for that element. Otherwise, the manual ordering charge, SOMAN, will be applied to a CLECs bill when it submits an LSR to BellSouth. | | | | | | | | | | | | | | | |
| | OSS - Electronic Service Order Charge, Per Local Service Request (LSR) - UNE Only | | | | SOMECE | | 3.50 | 0.00 | 3.50 | 0.00 | | | | | | |
| | OSS - Manual Service Order Charge, Per Local Service Request (LSR) - UNE Only | | | | SOMAN | | 15.66 | 0.00 | 1.97 | 0.00 | | | | | | |
| UNE SERVICE DATE ADVANCEMENT CHARGE | | | | | | | | | | | | | | | | |
| | NOTE: The Expedite charge will be maintained commensurate with BellSouth's FCC No.1 Tariff, Section 5 as applicable. | | | | | | | | | | | | | | | |
| | | | | UAL, UEANL, UCL, UEF, UDF, UEQ, UDL, UENTW, UDN, UEA, UHL, ULC, USL, U1T12, U1T48, U1TD1, U1TD3, U1TDX, U1TO3, U1TS1, U1TVX, UC1BC, UC1BL, UC1CC, UC1CL, UC1DC, UC1DL, UC1EC, UC1EL, UC1FC, UC1FL, UC1GC, UC1GL, UC1HC, UC1HL, UDL12, UDL48, UDLO3, UDLSX, UE3, ULD12, ULD48, ULDD1, ULDD3, ULDDX, ULDO3, ULDS1, ULDVX, UNC1X, UNC3X, UNCDX, UNCNX, UNCSX, UNCVX, UNLD1, UNLD3, UXTD1, UXTD3, UXTS1, U1TUC, U1TUD, U1TUB, U1TUA, NTCVG, NTCUD, NTCDD1 | SDASP | 200.00 | | | | | | | | | | |
| ORDER MODIFICATION CHARGE | | | | | | | | | | | | | | | | |
| | Order Modification Charge (OMC) | | | | | | 35.13 | 0.00 | 0.00 | 0.00 | | | | | | |
| | Order Modification Additional Dispatch Charge (OMCAD) | | | | | | 150.00 | 0.00 | 0.00 | 0.00 | | | | | | |
| UNBUNDLED EXCHANGE ACCESS LOOP | | | | | | | | | | | | | | | | |
| 2-WIRE ANALOG VOICE GRADE LOOP | | | | | | | | | | | | | | | | |
| | 2-Wire Analog Voice Grade Loop - Service Level 1- Zone 1 | | 1 | UEANL | UEAL2 | 12.58 | 37.81 | 17.56 | 23.49 | 5.30 | | | | | | |
| | 2-Wire Analog Voice Grade Loop - Service Level 1- Zone 2 | | 2 | UEANL | UEAL2 | 21.05 | 37.81 | 17.56 | 23.49 | 5.30 | | | | | | |
| | 2-Wire Analog Voice Grade Loop - Service Level 1- Zone 3 | | 3 | UEANL | UEAL2 | 34.34 | 37.81 | 17.56 | 23.49 | 5.30 | | | | | | |
| | 2-Wire Analog Voice Grade Loop - Service Level 1- Zone 1 | | 1 | UEANL | UEASL | 12.58 | 37.81 | 17.56 | 23.49 | 5.30 | | | | | | |
| | 2-Wire Analog Voice Grade Loop - Service Level 1- Zone 2 | | 2 | UEANL | UEASL | 21.05 | 37.81 | 17.56 | 23.49 | 5.30 | | | | | | |
| | 2-Wire Analog Voice Grade Loop - Service Level 1- Zone 3 | | 3 | UEANL | UEASL | 34.34 | 37.81 | 17.56 | 23.49 | 5.30 | | | | | | |
| | Tag Loop at End User Premise | | | UEANL | URETL | | 8.93 | 0.88 | | | | | | | | |

| UNBUNDLED NETWORK ELEMENTS - Alabama | | | | | | | | | | | | Attachment: 2 Exh A | | | | | | | | |
|--------------------------------------|------------------------------|--|--|--|--|---------|------|-------|-------|-----------|--------------|---------------------|-------------------------|----------------------------------|--------------------------------------|--|--|---|---|-------|
| CATEGORY | RATE ELEMENTS | | | | | Interim | Zone | BCS | USOC | RATES(\$) | | | | Svc Order Submitted Elec per LSR | Svc Order Submitted Manually per LSR | Incremental Charge - Manual Svc Order vs. Electronic-1st | Incremental Charge - Manual Svc Order vs. Electronic-Add'l | Incremental Charge - Manual Svc Order vs. Electronic-Disc 1st | Incremental Charge - Manual Svc Order vs. Electronic-Disc Add'l | |
| | | | | | | | | | | Rec | Nonrecurring | | Nonrecurring Disconnect | | OSS Rates(\$) | | | | | |
| | | | | | | | | | | | First | Add'l | First | Add'l | SOMEc | SOMAN | SOMAN | SOMAN | SOMAN | SOMAN |
| | | | | | | | | | | | | | | | | | | | | |
| | | | | | | | | UEANL | URET1 | | 34.16 | 0.00 | | | | | | | | |
| | | | | | | | | UEANL | URETA | | 19.85 | 19.85 | | | | | | | | |
| | | | | | | | | UEANL | UEAMC | | 8.15 | 8.15 | | | | | | | | |
| | | | | | | | | UEANL | OCOSL | | 18.09 | | | | | | | | | |
| | | | | | | | | UEANL | UEANM | | 13.44 | | | | | | | | | |
| | | | | | | | | UEANL | UREWO | | 15.78 | 8.94 | 23.49 | 5.30 | | | | | | |
| | | | | | | | | UEANL | UREPN | | 37.81 | 17.56 | 23.49 | 5.30 | | | | | | |
| | | | | | | | | UEANL | UREPM | | 8.15 | 8.15 | | | | | | | | |
| | 2-WIRE Unbundled COPPER LOOP | | | | | | | | | | | | | | | | | | | |
| | | | | | | | 1 | UEQ | UEQ2X | 11.20 | 34.14 | 15.10 | 21.25 | 4.15 | | | | | | |
| | | | | | | | 2 | UEQ | UEQ2X | 13.27 | 34.14 | 15.10 | 21.25 | 4.15 | | | | | | |
| | | | | | | | 3 | UEQ | UEQ2X | 15.07 | 34.14 | 15.10 | 21.25 | 4.15 | | | | | | |
| | | | | | | | | UEQ | URETL | | 8.93 | 0.88 | | | | | | | | |
| | | | | | | | | UEQ | URET1 | | 34.16 | 0.00 | | | | | | | | |
| | | | | | | | | UEQ | URETA | | 19.85 | 19.85 | | | | | | | | |
| | | | | | | | | UEQ | USBMC | | 8.15 | 8.15 | | | | | | | | |
| | | | | | | | | UEQ | UEQMU | | 13.44 | | | | | | | | | |
| | | | | | | | | UEQ | UREWO | | 14.27 | 7.43 | 21.25 | 4.15 | | | | | | |
| | | | | | | | | UEQ | UREPN | | 34.14 | 15.10 | 21.25 | 4.15 | | | | | | |
| | | | | | | | | UEQ | UREPM | | 8.15 | 8.15 | | | | | | | | |
| UNBUNDLED EXCHANGE ACCESS LOOP | | | | | | | | | | | | | | | | | | | | |
| 2-WIRE ANALOG VOICE GRADE LOOP | | | | | | | | | | | | | | | | | | | | |
| | | | | | | | 1 | UEA | UEAL2 | 14.38 | 88.00 | 55.00 | 47.24 | 7.44 | | | | | | |
| | | | | | | | 2 | UEA | UEAL2 | 22.85 | 88.00 | 55.00 | 47.24 | 7.44 | | | | | | |
| | | | | | | | 3 | UEA | UEAL2 | 36.14 | 88.00 | 55.00 | 47.24 | 7.44 | | | | | | |
| | | | | | | | 1 | UEA | UEAR2 | 14.38 | 88.00 | 55.00 | 47.24 | 7.44 | | | | | | |
| | | | | | | | 2 | UEA | UEAR2 | 22.85 | 88.00 | 55.00 | 47.24 | 7.44 | | | | | | |
| | | | | | | | 3 | UEA | UEAR2 | 36.14 | 88.00 | 55.00 | 47.24 | 7.44 | | | | | | |
| | | | | | | | | UEA | URES | | 5.59 | 5.59 | | | | | | | | |
| | | | | | | | | UEA | URESP | | 5.59 | 5.59 | | | | | | | | |
| | | | | | | | | UEA | UREWO | | 87.72 | 36.36 | | | | | | | | |
| | | | | | | | | UEA | URETL | | 11.21 | 1.10 | | | | | | | | |
| | | | | | | | | UEA | UREPN | | 88.00 | 55.00 | | | | | | | | |
| | | | | | | | | UEA | UREPM | | 0.00 | 0.00 | | | | | | | | |
| 4-WIRE ANALOG VOICE GRADE LOOP | | | | | | | | | | | | | | | | | | | | |
| | | | | | | | 1 | UEA | UEAL4 | 25.34 | 131.97 | 94.51 | 59.14 | 14.50 | | | | | | |
| | | | | | | | 2 | UEA | UEAL4 | 38.58 | 131.97 | 94.51 | 59.14 | 14.50 | | | | | | |
| | | | | | | | 3 | UEA | UEAL4 | 60.02 | 131.97 | 94.51 | 59.14 | 14.50 | | | | | | |
| | | | | | | | | UEA | URES | | 5.59 | 5.59 | | | | | | | | |
| | | | | | | | | UEA | URESP | | 5.59 | 5.59 | | | | | | | | |
| | | | | | | | | UEA | UREWO | | 87.72 | 36.36 | | | | | | | | |
| 2-WIRE ISDN DIGITAL GRADE LOOP | | | | | | | | | | | | | | | | | | | | |
| | | | | | | | 1 | UDN | U1L2X | 21.88 | 117.24 | 79.77 | 52.88 | 10.54 | | | | | | |

| UNBUNDLED NETWORK ELEMENTS - Alabama | | | | | | | | | | | | Attachment: 2 Exh A | | | | | |
|---|---------------|---|---------|------|-----|-------|-----------|--------------|--------|-------------------------|----------------------------------|--------------------------------------|--|--|---|---|-------|
| CATEGORY | RATE ELEMENTS | | Interim | Zone | BCS | USOC | RATES(\$) | | | | Svc Order Submitted Elec per LSR | Svc Order Submitted Manually per LSR | Incremental Charge - Manual Svc Order vs. Electronic-1st | Incremental Charge - Manual Svc Order vs. Electronic-Add'l | Incremental Charge - Manual Svc Order vs. Electronic-Disc 1st | Incremental Charge - Manual Svc Order vs. Electronic-Disc Add'l | |
| | | | | | | | Rec | Nonrecurring | | Nonrecurring Disconnect | | OSS Rates(\$) | | | | | |
| | | | | | | | | First | Add'l | First | Add'l | SOMEc | SOMAN | SOMAN | SOMAN | SOMAN | SOMAN |
| | | 2-Wire ISDN Digital Grade Loop - Zone 2 | | 2 | UDN | U1L2X | 32.85 | 117.24 | 79.77 | 52.88 | 10.54 | | | | | | |
| | | 2-Wire ISDN Digital Grade Loop - Zone 3 | | 3 | UDN | U1L2X | 48.55 | 117.24 | 79.77 | 52.88 | 10.54 | | | | | | |
| | | CLEC to CLEC Conversion Charge without outside dispatch | | | UDN | UREWO | | 91.63 | 44.16 | | | | | | | | |
| 2-WIRE ASYMMETRICAL DIGITAL SUBSCRIBER LINE (ADSL) COMPATIBLE LOOP | | | | | | | | | | | | | | | | | |
| | | 2 Wire Unbundled ADSL Loop including manual service inquiry & facility reservation - Zone 1 | | 1 | UAL | UAL2X | 11.01 | 110.00 | 68.00 | 47.24 | 7.44 | | | | | | |
| | | 2 Wire Unbundled ADSL Loop including manual service inquiry & facility reservation - Zone 2 | | 2 | UAL | UAL2X | 12.73 | 110.00 | 68.00 | 47.24 | 7.44 | | | | | | |
| | | 2 Wire Unbundled ADSL Loop including manual service inquiry & facility reservation - Zone 3 | | 3 | UAL | UAL2X | 14.30 | 110.00 | 68.00 | 47.24 | 7.44 | | | | | | |
| | | 2 Wire Unbundled ADSL Loop without manual service inquiry & facility reservat - Zone 1 | | 1 | UAL | UAL2W | 11.01 | 90.00 | 57.00 | 47.24 | 7.44 | | | | | | |
| | | 2 Wire Unbundled ADSL Loop without manual service inquiry & facility reservat - Zone 2 | | 2 | UAL | UAL2W | 12.73 | 90.00 | 57.00 | 47.24 | 7.44 | | | | | | |
| | | 2 Wire Unbundled ADSL Loop without manual service inquiry & facility reservat - Zone 3 | | 3 | UAL | UAL2W | 14.30 | 90.00 | 57.00 | 47.24 | 7.44 | | | | | | |
| | | CLEC to CLEC Conversion Charge without outside dispatch | | | UAL | UREWO | | 86.20 | 40.40 | | | | | | | | |
| 2-WIRE HIGH BIT RATE DIGITAL SUBSCRIBER LINE (HDSL) COMPATIBLE LOOP | | | | | | | | | | | | | | | | | |
| | | 2 Wire Unbundled HDSL Loop including manual service inquiry & facility reservation - Zone 1 | | 1 | UHL | UHL2X | 8.74 | 110.00 | 68.00 | 47.24 | 7.44 | | | | | | |
| | | 2 Wire Unbundled HDSL Loop including manual service inquiry & facility reservation - Zone 2 | | 2 | UHL | UHL2X | 10.17 | 110.00 | 68.00 | 47.24 | 7.44 | | | | | | |
| | | 2 Wire Unbundled HDSL Loop including manual service inquiry & facility reservation - Zone 3 | | 3 | UHL | UHL2X | 11.44 | 110.00 | 68.00 | 47.24 | 7.44 | | | | | | |
| | | 2 Wire Unbundled HDSL Loop without manual service inquiry and facility reservation - Zone 1 | | 1 | UHL | UHL2W | 8.74 | 90.00 | 57.00 | 47.24 | 7.44 | | | | | | |
| | | 2 Wire Unbundled HDSL Loop without manual service inquiry and facility reservation - Zone 2 | | 2 | UHL | UHL2W | 10.17 | 90.00 | 57.00 | 47.24 | 7.44 | | | | | | |
| | | 2 Wire Unbundled HDSL Loop without manual service inquiry and facility reservation - Zone 3 | | 3 | UHL | UHL2W | 11.44 | 90.00 | 57.00 | 47.24 | 7.44 | | | | | | |
| | | CLEC to CLEC Conversion Charge without outside dispatch | | | UHL | UREWO | | 86.14 | 40.40 | | | | | | | | |
| 4-WIRE HIGH BIT RATE DIGITAL SUBSCRIBER LINE (HDSL) COMPATIBLE LOOP | | | | | | | | | | | | | | | | | |
| | | 4 Wire Unbundled HDSL Loop including manual service inquiry and facility reservation - Zone 1 | | 1 | UHL | UHL4X | 13.95 | 148.36 | 68.00 | 51.70 | 9.73 | | | | | | |
| | | 4-Wire Unbundled HDSL Loop including manual service inquiry and facility reservation - Zone 2 | | 2 | UHL | UHL4X | 15.56 | 148.36 | 68.00 | 51.70 | 9.73 | | | | | | |
| | | 4-Wire Unbundled HDSL Loop including manual service inquiry and facility reservation - Zone 3 | | 3 | UHL | UHL4X | 15.25 | 148.36 | 68.00 | 51.70 | 9.73 | | | | | | |
| | | 4-Wire Unbundled HDSL Loop without manual service inquiry and facility reservation - Zone 1 | | 1 | UHL | UHL4W | 13.95 | 94.00 | 57.00 | 51.70 | 9.73 | | | | | | |
| | | 4-Wire Unbundled HDSL Loop without manual service inquiry and facility reservation - Zone 2 | | 2 | UHL | UHL4W | 15.56 | 94.00 | 57.00 | 51.70 | 9.73 | | | | | | |
| | | 4-Wire Unbundled HDSL Loop without manual service inquiry and facility reservation - Zone 3 | | 3 | UHL | UHL4W | 15.25 | 94.00 | 57.00 | 51.70 | 9.73 | | | | | | |
| | | CLEC to CLEC Conversion Charge without outside dispatch | | | UHL | UREWO | | 86.14 | 40.40 | | | | | | | | |
| 4-WIRE DS1 DIGITAL LOOP | | | | | | | | | | | | | | | | | |
| | | 4-Wire DS1 Digital Loop - Zone 1 | | 1 | USL | USLXX | 82.55 | 252.47 | 157.54 | 44.70 | 11.71 | | | | | | |
| | | 4-Wire DS1 Digital Loop - Zone 2 | | 2 | USL | USLXX | 154.18 | 252.47 | 157.54 | 44.70 | 11.71 | | | | | | |
| | | 4-Wire DS1 Digital Loop - Zone 3 | | 3 | USL | USLXX | 314.52 | 252.47 | 157.54 | 44.70 | 11.71 | | | | | | |
| | | Switch-As-Is Conversion rate per UNE Loop, single LSR, (per DS1) | | | USL | URES | | 5.59 | 5.59 | | | | | | | | |
| | | Switch-As-Is Conversion rate per UNE Loop, Spreadsheet, (per DS1) | | | USL | URESP | | 5.59 | 5.59 | | | | | | | | |
| | | CLEC to CLEC Conversion Charge without outside dispatch | | | USL | UREWO | | 101.09 | 43.05 | | | | | | | | |
| 4-WIRE 19.2, 56 OR 64 KBPS DIGITAL GRADE LOOP | | | | | | | | | | | | | | | | | |
| | | 4 Wire Unbundled Digital Loop 2.4 Kbps - Zone 1 | | 1 | UDL | UDL2X | 26.09 | 126.27 | 88.80 | 59.14 | 14.50 | | | | | | |
| | | 4 Wire Unbundled Digital Loop 2.4 Kbps - Zone 2 | | 2 | UDL | UDL2X | 35.95 | 126.27 | 88.80 | 59.14 | 14.50 | | | | | | |
| | | 4 Wire Unbundled Digital Loop 2.4 Kbps - Zone 3 | | 3 | UDL | UDL2X | 37.88 | 126.27 | 88.80 | 59.14 | 14.50 | | | | | | |
| | | 4 Wire Unbundled Digital Loop 4.8 Kbps - Zone 1 | | 1 | UDL | UDL4X | 26.09 | 126.27 | 88.80 | 59.14 | 14.50 | | | | | | |

| UNBUNDLED NETWORK ELEMENTS - Alabama | | | | | | | | | | | | Attachment: 2 Exh A | | | | |
|--------------------------------------|--|---------|------|------------------------------|-------|-----------|--------------|-------|-------------------------|-------|----------------------------------|--------------------------------------|--|--|---|---|
| CATEGORY | RATE ELEMENTS | Interim | Zone | BCS | USOC | RATES(\$) | | | | | Svc Order Submitted Elec per LSR | Svc Order Submitted Manually per LSR | Incremental Charge - Manual Svc Order vs. Electronic-1st | Incremental Charge - Manual Svc Order vs. Electronic-Add'l | Incremental Charge - Manual Svc Order vs. Electronic-Disc 1st | Incremental Charge - Manual Svc Order vs. Electronic-Disc Add'l |
| | | | | | | Rec | Nonrecurring | | Nonrecurring Disconnect | | OSS Rates(\$) | | | | | |
| | | | | | | | First | Add'l | First | Add'l | SOMEc | SOMAN | SOMAN | SOMAN | SOMAN | SOMAN |
| | 4 Wire Unbundled Digital Loop 4.8 Kbps - Zone 2 | | 2 | UDL | UDL4X | 35.95 | 126.27 | 88.80 | 59.14 | 14.50 | | | | | | |
| | 4 Wire Unbundled Digital Loop 4.8 Kbps - Zone 3 | | 3 | UDL | UDL4X | 37.88 | 126.27 | 88.80 | 59.14 | 14.50 | | | | | | |
| | 4 Wire Unbundled Digital Loop 9.6 Kbps - Zone 1 | | 1 | UDL | UDL9X | 26.09 | 126.27 | 88.80 | 59.14 | 14.50 | | | | | | |
| | 4 Wire Unbundled Digital Loop 9.6 Kbps - Zone 2 | | 2 | UDL | UDL9X | 35.95 | 126.27 | 88.80 | 59.14 | 14.50 | | | | | | |
| | 4 Wire Unbundled Digital Loop 9.6 Kbps - Zone 3 | | 3 | UDL | UDL9X | 37.88 | 126.27 | 88.80 | 59.14 | 14.50 | | | | | | |
| | 4 Wire Unbundled Digital 19.2 Kbps - Zone 1 | | 1 | UDL | UDL19 | 26.09 | 126.27 | 88.80 | 59.14 | 14.50 | | | | | | |
| | 4 Wire Unbundled Digital 19.2 Kbps - Zone 2 | | 2 | UDL | UDL19 | 35.95 | 126.27 | 88.80 | 59.14 | 14.50 | | | | | | |
| | 4 Wire Unbundled Digital 19.2 Kbps - Zone 3 | | 3 | UDL | UDL19 | 37.88 | 126.27 | 88.80 | 59.14 | 14.50 | | | | | | |
| | 4 Wire Unbundled Digital Loop 56 Kbps - Zone 1 | | 1 | UDL | UDL56 | 26.09 | 126.27 | 88.80 | 59.14 | 14.50 | | | | | | |
| | 4 Wire Unbundled Digital Loop 56 Kbps - Zone 2 | | 2 | UDL | UDL56 | 35.95 | 126.27 | 88.80 | 59.14 | 14.50 | | | | | | |
| | 4 Wire Unbundled Digital Loop 56 Kbps - Zone 3 | | 3 | UDL | UDL56 | 37.88 | 126.27 | 88.80 | 59.14 | 14.50 | | | | | | |
| | 4 Wire Unbundled Digital Loop 64 Kbps - Zone 1 | | 1 | UDL | UDL64 | 26.09 | 126.27 | 88.80 | 59.14 | 14.50 | | | | | | |
| | 4 Wire Unbundled Digital Loop 64 Kbps - Zone 2 | | 2 | UDL | UDL64 | 35.95 | 126.27 | 88.80 | 59.14 | 14.50 | | | | | | |
| | 4 Wire Unbundled Digital Loop 64 Kbps - Zone 3 | | 3 | UDL | UDL64 | 37.88 | 126.27 | 88.80 | 59.14 | 14.50 | | | | | | |
| | Switch-As-Is Conversion rate per UNE Loop, single LSR, (per DS0) | | | UDL | URES | | 5.59 | 5.59 | | | | | | | | |
| | Switch-As-Is Conversion rate per UNE Loop, Spreadsheet, (per DS0) | | | UDL | URESP | | 5.59 | 5.59 | | | | | | | | |
| | CLEC to CLEC Conversion Charge without outside dispatch | | | UDL | UREWO | | 102.13 | 49.75 | | | | | | | | |
| | 2-WIRE Unbundled COPPER LOOP | | | | | | | | | | | | | | | |
| | 2-Wire Unbundled Copper Loop-Designed including manual service inquiry & facility reservation - Zone 1 | | 1 | UCL | UCLPB | 11.01 | 112.46 | 65.30 | 47.24 | 7.44 | | | | | | |
| | 2-Wire Unbundled Copper Loop-Designed including manual service inquiry & facility reservation - Zone 2 | | 2 | UCL | UCLPB | 12.73 | 112.46 | 65.30 | 47.24 | 7.44 | | | | | | |
| | 2 Wire Unbundled Copper Loop-Designed including manual service inquiry & facility reservation - Zone 3 | | 3 | UCL | UCLPB | 14.30 | 112.46 | 65.30 | 47.24 | 7.44 | | | | | | |
| | 2-Wire Unbundled Copper Loop-Designed without manual service inquiry and facility reservation - Zone 1 | | 1 | UCL | UCLPW | 11.01 | 91.46 | 54.30 | 47.24 | 7.44 | | | | | | |
| | 2-Wire Unbundled Copper Loop-Designed without manual service inquiry and facility reservation - Zone 2 | | 2 | UCL | UCLPW | 12.73 | 91.46 | 54.30 | 47.24 | 7.44 | | | | | | |
| | 2-Wire Unbundled Copper Loop-Designed without manual service inquiry and facility reservation - Zone 3 | | 3 | UCL | UCLPW | 14.30 | 91.46 | 54.30 | 47.24 | 7.44 | | | | | | |
| | Order Coordination for Unbundled Copper Loops (per loop) | | | UCL | UCLMC | | 8.15 | 8.15 | | | | | | | | |
| | CLEC to CLEC Conversion Charge without outside dispatch (UCL-Des) | | | UCL | UREWO | | 97.23 | 42.48 | | | | | | | | |
| | 4-WIRE COPPER LOOP | | | | | | | | | | | | | | | |
| | 4-Wire Copper Loop-Designed including manual service inquiry and facility reservation - Zone 1 | | 1 | UCL | UCL4S | 17.36 | 135.21 | 88.05 | 51.70 | 9.73 | | | | | | |
| | 4-Wire Copper Loop-Designed including manual service inquiry and facility reservation - Zone 2 | | 2 | UCL | UCL4S | 20.76 | 135.21 | 88.05 | 51.70 | 9.73 | | | | | | |
| | 4-Wire Copper Loop-Designed including manual service inquiry and facility reservation - Zone 3 | | 3 | UCL | UCL4S | 28.21 | 135.21 | 88.05 | 51.70 | 9.73 | | | | | | |
| | 4-Wire Copper Loop-Designed without manual service inquiry and facility reservation - Zone 1 | | 1 | UCL | UCL4W | 17.36 | 114.21 | 67.05 | 51.70 | 9.73 | | | | | | |
| | 4-Wire Copper Loop-Designed without manual service inquiry and facility reservation - Zone 2 | | 2 | UCL | UCL4W | 20.76 | 114.21 | 67.05 | 51.70 | 9.73 | | | | | | |
| | 4-Wire Copper Loop-Designed without manual service inquiry and facility reservation - Zone 3 | | 3 | UCL | UCL4W | 28.21 | 114.21 | 67.05 | 51.70 | 9.73 | | | | | | |
| | Order Coordination for Unbundled Copper Loops (per loop) | | | UCL | UCLMC | | 8.15 | 8.15 | | | | | | | | |
| | CLEC to CLEC conversion Charge without outside dispatch | | | UCL | UREWO | | 97.23 | 42.48 | | | | | | | | |
| | Order Coordination for Specified Conversion Time (per LSR) | | | UEA, UDN, UAL, UHL, UDL, USL | OCOSL | | 18.90 | | | | | | | | | |
| | Rearrangements | | | | | | | | | | | | | | | |
| | EEL to UNE-L Retermination, per 2 Wire Unbundled Voice Loop-SL2 | | | UEA | UREEL | | 87.72 | 36.36 | | | | | | | | |
| | EEL to UNE-L Retermination, per 4 Wire Unbundled Voice Loop | | | UEA | UREEL | | 87.72 | 36.36 | | | | | | | | |
| | EEL to UNE-L Retermination, per 2 Wire ISDN Loop | | | UDN | UREEL | | 91.63 | 44.16 | | | | | | | | |

| UNBUNDLED NETWORK ELEMENTS - Alabama | | | | | | | | | | | | Attachment: 2 Exh A | | | | |
|---|--|--|---------|------|-------|-------|-----------|--------------|--------|-------------------------|----------------------------------|--------------------------------------|--|--|---|---|
| CATEGORY | | RATE ELEMENTS | Interim | Zone | BCS | USOC | RATES(\$) | | | | Svc Order Submitted Elec per LSR | Svc Order Submitted Manually per LSR | Incremental Charge - Manual Svc Order vs. Electronic-1st | Incremental Charge - Manual Svc Order vs. Electronic-Add'l | Incremental Charge - Manual Svc Order vs. Electronic-Disc 1st | Incremental Charge - Manual Svc Order vs. Electronic-Disc Add'l |
| | | | | | | | Rec | Nonrecurring | | Nonrecurring Disconnect | | | | | | |
| | | | | | | | First | Add'l | First | Add'l | SOMEc | SOMAN | SOMAN | SOMAN | SOMAN | SOMAN |
| | | EEL to UNE-L Retermination, per 4 Wire Unbundled Digital Loop | | | UDL | UREEL | 102.13 | 49.75 | | | | | | | | |
| | | EEL to UNE-L Retermination, per 4 Wire Unbundled DS1 Loop | | | USL | UREEL | 101.09 | 43.05 | | | | | | | | |
| UNE LOOP COMMINGLING | | | | | | | | | | | | | | | | |
| 2-WIRE ANALOG VOICE GRADE LOOP - COMMINGLING | | | | | | | | | | | | | | | | |
| | | 2-Wire Analog Voice Grade Loop - Service Level 2 w/Loop or Ground Start Signaling - Zone 1 | | 1 | NTCVG | UEAL2 | 14.38 | 88.00 | 55.00 | 47.24 | 7.44 | | | | | |
| | | 2-Wire Analog Voice Grade Loop - Service Level 2 w/Loop or Ground Start Signaling - Zone 2 | | 2 | NTCVG | UEAL2 | 22.85 | 88.00 | 55.00 | 47.24 | 7.44 | | | | | |
| | | 2-Wire Analog Voice Grade Loop - Service Level 2 w/Loop or Ground Start Signaling - Zone 3 | | 3 | NTCVG | UEAL2 | 36.14 | 88.00 | 55.00 | 47.24 | 7.44 | | | | | |
| | | 2-Wire Analog Voice Grade Loop - Service Level 2 w/Reverse Battery Signaling - Zone 1 | | 1 | NTCVG | UEAR2 | 14.38 | 88.00 | 55.00 | 47.24 | 7.44 | | | | | |
| | | 2-Wire Analog Voice Grade Loop - Service Level 2 w/Reverse Battery Signaling - Zone 2 | | 2 | NTCVG | UEAR2 | 22.85 | 88.00 | 55.00 | 47.24 | 7.44 | | | | | |
| | | 2-Wire Analog Voice Grade Loop - Service Level 2 w/Reverse Battery Signaling - Zone 3 | | 3 | NTCVG | UEAR2 | 36.14 | 88.00 | 55.00 | 47.24 | 7.44 | | | | | |
| | | Switch-As-Is Conversion rate per UNE Loop, Single LSR, (per DS0) | | | NTCVG | URES | | 5.59 | 5.59 | | | | | | | |
| | | Switch-As-Is Conversion rate per UNE Loop, Spreadsheet (per DS0) | | | NTCVG | URES | | 5.59 | 5.59 | | | | | | | |
| | | CLEC to CLEC Conversion Charge without outside dispatch | | | NTCVG | UREWO | | 87.72 | 36.36 | | | | | | | |
| | | Loop Tagging - Service Level 2 (SL2) | | | NTCVG | URETL | | 11.21 | 1.10 | | | | | | | |
| 4-WIRE ANALOG VOICE GRADE LOOP - COMMINGLING | | | | | | | | | | | | | | | | |
| | | 4-Wire Analog Voice Grade Loop - Zone 1 | | 1 | NTCVG | UEAL4 | 25.34 | 131.97 | 94.51 | 59.14 | 14.50 | | | | | |
| | | 4-Wire Analog Voice Grade Loop - Zone 2 | | 2 | NTCVG | UEAL4 | 38.58 | 131.97 | 94.51 | 59.14 | 14.50 | | | | | |
| | | 4-Wire Analog Voice Grade Loop - Zone 3 | | 3 | NTCVG | UEAL4 | 60.02 | 131.97 | 94.51 | 59.14 | 14.50 | | | | | |
| | | Switch-As-Is Conversion rate per UNE Loop, Single LSR, (per DS0) | | | NTCVG | URES | | 5.59 | 5.59 | | | | | | | |
| | | Switch-As-Is Conversion rate per UNE Loop, Spreadsheet, (per DS0) | | | NTCVG | URES | | 5.59 | 5.59 | | | | | | | |
| | | CLEC to CLEC Conversion Charge without outside dispatch | | | NTCVG | UREWO | | 87.72 | 36.36 | | | | | | | |
| 4-WIRE DS1 DIGITAL LOOP - COMMINGLING | | | | | | | | | | | | | | | | |
| | | 4-Wire DS1 Digital Loop - Zone 1 | | 1 | NTCD1 | USLXX | 82.55 | 252.47 | 157.54 | 44.70 | 11.71 | | | | | |
| | | 4-Wire DS1 Digital Loop - Zone 2 | | 2 | NTCD1 | USLXX | 154.18 | 252.47 | 157.54 | 44.70 | 11.71 | | | | | |
| | | 4-Wire DS1 Digital Loop - Zone 3 | | 3 | NTCD1 | USLXX | 314.52 | 252.47 | 157.54 | 44.70 | 11.71 | | | | | |
| | | Switch-As-Is Conversion rate per UNE Loop, single LSR, (per DS1) | | | NTCD1 | URES | | 5.59 | 5.59 | | | | | | | |
| | | Switch-As-Is Conversion rate per UNE Loop, Spreadsheet, (per DS1) | | | NTCD1 | URES | | 5.59 | 5.59 | | | | | | | |
| | | CLEC to CLEC Conversion Charge without outside dispatch | | | NTCD1 | UREWO | | 101.09 | 43.05 | | | | | | | |
| 4-WIRE 19.2, 56 OR 64 KBPS DIGITAL GRADE LOOP - COMMINGLING | | | | | | | | | | | | | | | | |
| | | 4 Wire Unbundled Digital Loop 2.4 Kbps - Zone 1 | | 1 | NTCUD | UDL2X | 26.09 | 126.27 | 88.80 | 59.14 | 14.50 | | | | | |
| | | 4 Wire Unbundled Digital Loop 2.4 Kbps - Zone 2 | | 2 | NTCUD | UDL2X | 35.95 | 126.27 | 88.80 | 59.14 | 14.50 | | | | | |
| | | 4 Wire Unbundled Digital Loop 2.4 Kbps - Zone 3 | | 3 | NTCUD | UDL2X | 37.88 | 126.27 | 88.80 | 59.14 | 14.50 | | | | | |
| | | 4 Wire Unbundled Digital Loop 4.8 Kbps - Zone 1 | | 1 | NTCUD | UDL4X | 26.09 | 126.27 | 88.80 | 59.14 | 14.50 | | | | | |
| | | 4 Wire Unbundled Digital Loop 4.8 Kbps - Zone 2 | | 2 | NTCUD | UDL4X | 35.95 | 126.27 | 88.80 | 59.14 | 14.50 | | | | | |
| | | 4 Wire Unbundled Digital Loop 4.8 Kbps - Zone 3 | | 3 | NTCUD | UDL4X | 37.88 | 126.27 | 88.80 | 59.14 | 14.50 | | | | | |
| | | 4 Wire Unbundled Digital Loop 9.6 Kbps - Zone 1 | | 1 | NTCUD | UDL9X | 26.09 | 126.27 | 88.80 | 59.14 | 14.50 | | | | | |
| | | 4 Wire Unbundled Digital Loop 9.6 Kbps - Zone 2 | | 2 | NTCUD | UDL9X | 35.95 | 126.27 | 88.80 | 59.14 | 14.50 | | | | | |
| | | 4 Wire Unbundled Digital Loop 9.6 Kbps - Zone 3 | | 3 | NTCUD | UDL9X | 37.88 | 126.27 | 88.80 | 59.14 | 14.50 | | | | | |
| | | 4 Wire Unbundled Digital 19.2 Kbps - Zone 1 | | 1 | NTCUD | UDL19 | 26.09 | 126.27 | 88.80 | 59.14 | 14.50 | | | | | |
| | | 4 Wire Unbundled Digital 19.2 Kbps - Zone 2 | | 2 | NTCUD | UDL19 | 35.95 | 126.27 | 88.80 | 59.14 | 14.50 | | | | | |
| | | 4 Wire Unbundled Digital 19.2 Kbps - Zone 3 | | 3 | NTCUD | UDL19 | 37.88 | 126.27 | 88.80 | 59.14 | 14.50 | | | | | |
| | | 4 Wire Unbundled Digital Loop 56 Kbps - Zone 1 | | 1 | NTCUD | UDL56 | 26.09 | 126.27 | 88.80 | 59.14 | 14.50 | | | | | |
| | | 4 Wire Unbundled Digital Loop 56 Kbps - Zone 2 | | 2 | NTCUD | UDL56 | 35.95 | 126.27 | 88.80 | 59.14 | 14.50 | | | | | |
| | | 4 Wire Unbundled Digital Loop 56 Kbps - Zone 3 | | 3 | NTCUD | UDL56 | 37.88 | 126.27 | 88.80 | 59.14 | 14.50 | | | | | |
| | | 4 Wire Unbundled Digital Loop 64 Kbps - Zone 1 | | 1 | NTCUD | UDL64 | 26.09 | 126.27 | 88.80 | 59.14 | 14.50 | | | | | |
| | | 4 Wire Unbundled Digital Loop 64 Kbps - Zone 2 | | 2 | NTCUD | UDL64 | 35.95 | 126.27 | 88.80 | 59.14 | 14.50 | | | | | |

| UNBUNDLED NETWORK ELEMENTS - Alabama | | | | | | | | | | | | Attachment: 2 Exh A | | | | |
|--------------------------------------|-----------------------|---|---------|------|--|-------|-----------|--------------|-------|-------------------------|----------------------------------|--------------------------------------|--|--|---|---|
| CATEGORY | RATE ELEMENTS | | Interim | Zone | BCS | USOC | RATES(\$) | | | | Svc Order Submitted Elec per LSR | Svc Order Submitted Manually per LSR | Incremental Charge - Manual Svc Order vs. Electronic-1st | Incremental Charge - Manual Svc Order vs. Electronic-Add'l | Incremental Charge - Manual Svc Order vs. Electronic-Disc 1st | Incremental Charge - Manual Svc Order vs. Electronic-Disc Add'l |
| | | | | | | | Rec | Nonrecurring | | Nonrecurring Disconnect | | OSS Rates(\$) | | | | |
| | | | | | | | | First | Add'l | First | Add'l | SOMEc | SOMAN | SOMAN | SOMAN | SOMAN |
| | | 4 Wire Unbundled Digital Loop 64 Kbps - Zone 3 | | 3 | NTCUD | UDL64 | 37.88 | 126.27 | 88.80 | 59.14 | 14.50 | | | | | |
| | | Switch-As-Is Conversion rate per UNE Loop, single LSR, (per DS0) | | | NTCUD | URES | | 5.59 | 5.59 | | | | | | | |
| | | Switch-As-Is Conversion rate per UNE Loop, Spreadsheet, (per DS0) | | | NTCUD | URESP | | 5.59 | 5.59 | | | | | | | |
| | | CLEC to CLEC Conversion Charge without outside dispatch | | | NTCUD | UREWO | | 102.13 | 49.75 | | | | | | | |
| | | Order Coordination for Specified Conversion Time (per LSR) | | | NTCVG, NTCUD, NTCD1 | OCOSL | | 18.90 | | | | | | | | |
| LOOP MODIFICATION | | | | | | | | | | | | | | | | |
| | | Unbundled Loop Modification, Removal of Load Coils - 2 Wire pair less than or equal to 18k ft. per Unbundled Loop | | | UAL, UHL, UCL, UEQ, UEA, UEANL, UEPSR, UEPSB | ULM2L | | 0.00 | 0.00 | | | | | | | |
| | | Unbundled Loop Modification Removal of Load Coils - 4 Wire less than or equal to 18K ft, per Unbundled Loop | | | UHL, UCL, UEA | ULM4L | | 0.00 | 0.00 | | | | | | | |
| | | Unbundled Loop Modification Removal of Bridged Tap Removal, per unbundled loop | | | UAL, UHL, UCL, UEQ, UEA, UEANL, UEPSR, UEPSB | ULMBT | | 32.41 | 32.41 | | | | | | | |
| SUB-LOOPS | | | | | | | | | | | | | | | | |
| | Sub-Loop Distribution | | | | | | | | | | | | | | | |
| | | Sub-Loop - Per Cross Box Location - CLEC Feeder Facility Set-Up | | | UEANL, UEF | USBSA | | 244.42 | | | | | | | | |
| | | Sub-Loop - Per Cross Box Location - Per 25 Pair Panel Set-Up | | | UEANL, UEF | USBSB | | 22.64 | | | | | | | | |
| | | Sub-Loop - Per Building Equipment Room - CLEC Feeder Facility Set-Up | | | UEANL | USBSC | | 177.45 | | | | | | | | |
| | | Sub-Loop - Per Building Equipment Room - Per 25 Pair Panel Set-Up | | | UEANL | USBSD | | 55.15 | | | | | | | | |
| | | Sub-Loop Distribution Per 2-Wire Analog Voice Grade Loop - Zone 1 | | 1 | UEANL | USBN2 | 11.21 | 65.80 | 30.96 | 45.25 | 6.70 | | | | | |
| | | Sub-Loop Distribution Per 2-Wire Analog Voice Grade Loop - Zone 2 | | 2 | UEANL | USBN2 | 11.94 | 65.80 | 30.96 | 45.25 | 6.70 | | | | | |
| | | Sub-Loop Distribution Per 2-Wire Analog Voice Grade Loop - Zone 3 | | 3 | UEANL | USBN2 | 16.86 | 65.80 | 30.96 | 45.25 | 6.70 | | | | | |
| | | Order Coordination for Unbundled Sub-Loops, per sub-loop pair | | | UEANL | USBMC | | 8.15 | 8.15 | | | | | | | |
| | | Sub-Loop Distribution Per 4-Wire Analog Voice Grade Loop - Zone 1 | | 1 | UEANL | USBN4 | 8.46 | 79.03 | 44.19 | 49.71 | 9.07 | | | | | |
| | | Sub-Loop Distribution Per 4-Wire Analog Voice Grade Loop - Zone 2 | | 2 | UEANL | USBN4 | 16.67 | 79.03 | 44.19 | 49.71 | 9.07 | | | | | |
| | | Sub-Loop Distribution Per 4-Wire Analog Voice Grade Loop - Zone 3 | | 3 | UEANL | USBN4 | 32.57 | 79.03 | 44.19 | 49.71 | 9.07 | | | | | |
| | | Order Coordination for Unbundled Sub-Loops, per sub-loop pair | | | UEANL | USBMC | | 8.15 | 8.15 | | | | | | | |
| | | Sub-Loop 2-Wire Intrabuilding Network Cable (INC) | | | UEANL | USBR2 | 2.27 | 53.01 | 18.17 | 45.25 | 6.70 | | | | | |
| | | Order Coordination for Unbundled Sub-Loops, per sub-loop pair | | | UEANL | USBMC | | 8.15 | 8.15 | | | | | | | |
| | | Sub-Loop 4-Wire Intrabuilding Network Cable (INC) | | | UEANL | USBR4 | 5.16 | 59.25 | 24.41 | 49.71 | 9.07 | | | | | |
| | | Order Coordination for Unbundled Sub-Loops, per sub-loop pair | | | UEANL | USBMC | | 8.15 | 8.15 | | | | | | | |
| | | Loop Testing - Basic 1st Half Hour | | | UEANL | URET1 | | 34.16 | 0.00 | | | | | | | |
| | | Loop Testing - Basic Additional Half Hour | | | UEANL | URETA | | 19.85 | 19.85 | | | | | | | |
| | | 2 Wire Copper Unbundled Sub-Loop Distribution - Zone 1 | | 1 | UEF | UCS2X | 6.22 | 65.80 | 30.96 | 45.25 | 6.70 | | | | | |
| | | 2 Wire Copper Unbundled Sub-Loop Distribution - Zone 2 | | 2 | UEF | UCS2X | 8.76 | 65.80 | 30.96 | 45.25 | 6.70 | | | | | |
| | | 2 Wire Copper Unbundled Sub-Loop Distribution - Zone 3 | | 3 | UEF | UCS2X | 11.27 | 65.80 | 30.96 | 45.25 | 6.70 | | | | | |
| | | Order Coordination for Unbundled Sub-Loops, per sub-loop pair | | | UEF | USBMC | | 8.15 | 8.15 | | | | | | | |
| | | 4 Wire Copper Unbundled Sub-Loop Distribution - Zone 1 | | 1 | UEF | UCS4X | 6.11 | 79.03 | 44.19 | 49.71 | 9.07 | | | | | |
| | | 4 Wire Copper Unbundled Sub-Loop Distribution - Zone 2 | | 2 | UEF | UCS4X | 12.61 | 79.03 | 44.19 | 49.71 | 9.07 | | | | | |
| | | 4 Wire Copper Unbundled Sub-Loop Distribution - Zone 3 | | 3 | UEF | UCS4X | 15.36 | 79.03 | 44.19 | 49.71 | 9.07 | | | | | |
| | | Order Coordination for Unbundled Sub-Loops, per sub-loop pair | | | UEF | USBMC | | 8.15 | 8.15 | | | | | | | |

| UNBUNDLED NETWORK ELEMENTS - Alabama | | | | | | | | | | | | Attachment: 2 Exh A | | | | |
|--|--|--|---------|------|---|-------|-----------|--------------|-------|-------------------------|----------------------------------|--------------------------------------|--|--|---|---|
| CATEGORY | RATE ELEMENTS | | Interim | Zone | BCS | USOC | RATES(\$) | | | | Svc Order Submitted Elec per LSR | Svc Order Submitted Manually per LSR | Incremental Charge - Manual Svc Order vs. Electronic-1st | Incremental Charge - Manual Svc Order vs. Electronic-Add'l | Incremental Charge - Manual Svc Order vs. Electronic-Disc 1st | Incremental Charge - Manual Svc Order vs. Electronic-Disc Add'l |
| | | | | | | | Rec | Nonrecurring | | Nonrecurring Disconnect | | OSS Rates(\$) | | | | |
| | | | | | | | | First | Add'l | First | Add'l | SOMEc | SOMAN | SOMAN | SOMAN | SOMAN |
| | | Loop Tagging Service Level 1, Unbundled Copper Loop, Non-Designed and Distribution Subloops | | | UEF, UEANL | URETL | | 8.93 | 0.88 | | | | | | | |
| | | Loop Testing - Basic 1st Half Hour | | | UEF | URET1 | | 34.16 | 0.00 | | | | | | | |
| | | Loop Testing - Basic Additional Half Hour | | | UEF | URETA | | 19.85 | 19.85 | | | | | | | |
| | Unbundled Sub-Loop Modification | | | | | | | | | | | | | | | |
| | | Unbundled Sub-Loop Modification - 2-W Copper Dist Load Coil/Equip Removal per 2-W PR | | | UEF | ULM2X | | 175.78 | 5.10 | | | | | | | |
| | | Unbundled Sub-loop Modification - 4-W Copper Dist Load Coil/Equip Removal per 4-W PR | | | UEF | ULM4X | | 175.78 | 5.10 | | | | | | | |
| | | Unbundled Loop Modification, Removal of Bridge Tap, per unbundled loop | | | UEF | ULMBT | | 278.20 | 6.11 | | | | | | | |
| | Unbundled Network Terminating Wire (UNTW) | | | | | | | | | | | | | | | |
| | | Unbundled Network Terminating Wire (UNTW) per Pair | | | UENTW | UENPP | 0.40 | 30.01 | | | | | | | | |
| | Network Interface Device (NID) | | | | | | | | | | | | | | | |
| | | Network Interface Device (NID) - 1-2 lines | | | UENTW | UND12 | | 43.23 | 28.38 | | | | | | | |
| | | Network Interface Device (NID) - 1-6 lines | | | UENTW | UND16 | | 63.97 | 49.11 | | | | | | | |
| | | Network Interface Device Cross Connect - 2 W | | | UENTW | UNDC2 | | 5.87 | 5.87 | | | | | | | |
| | | Network Interface Device Cross Connect - 4W | | | UENTW | UNDC4 | | 5.87 | 5.87 | | | | | | | |
| UNE OTHER, PROVISIONING ONLY - NO RATE | | | | | | | | | | | | | | | | |
| | | | | | UAL, UCL, UDC, UDL, UDN, UEA, UHL, UEANL, UEF, UEQ, UENTW, NTCVG, NTCUD, NTCD1, USL | UNECN | 0.00 | 0.00 | | | | | | | | |
| | | Unbundled Contact Name, Provisioning Only - no rate | | | USL, NTCD1 | CCOSF | | 0.00 | | | | | | | | |
| | | Unbundled DS1 Loop - Superframe Format Option - no rate | | | | | | | | | | | | | | |
| | | Unbundled DS1 Loop - Expanded Superframe Format option - no rate | | | USL, NTCD1 | CCOEF | | 0.00 | | | | | | | | |
| | | NID - Dispatch and Service Order for NID installation | | | UENTW | UNDBX | 0.00 | 0.00 | | | | | | | | |
| | | UNTW Circuit Establishment, Provisioning Only - No Rate | | | UENTW | UENCE | 0.00 | 0.00 | | | | | | | | |
| LOOP MAKE-UP | | | | | | | | | | | | | | | | |
| | | Loop Makeup - Preordering Without Reservation, per working or spare facility queried (Manual). | | | UMK | UMKLW | | 20.00 | 20.00 | | | | | | | |
| | | Loop Makeup - Preordering With Reservation, per spare facility queried (Manual). | | | UMK | UMKLP | | 21.00 | 21.00 | | | | | | | |
| | | Loop Makeup--With or Without Reservation, per working or spare facility queried (Mechanized) | | | UMK | UMKMQ | | 0.59 | 0.59 | | | | | | | |
| LINE SPLITTING | | | | | | | | | | | | | | | | |
| | END USER ORDERING-CENTRAL OFFICE BASED | | | | | | | | | | | | | | | |
| | | Line Splitting - per line activation DLEC owned splitter | | | UEPSR UEPSB | UREOS | 0.61 | | | | | | | | | |
| | | Line Splitting - per line activation BST owned - physical | | | UEPSR UEPSB | UREBP | 0.61 | 37.01 | 21.19 | 20.02 | 9.83 | | | | | |
| | | Line Splitting - per line activation BST owned - virtual | | | UEPSR UEPSB | UREBV | 0.61 | 37.01 | 21.19 | 20.02 | 9.83 | | | | | |
| | END USER ORDERING - REMOTE SITE LINE SPLITTING | | | | | | | | | | | | | | | |
| UNBUNDLED EXCHANGE ACCESS LOOP | | | | | | | | | | | | | | | | |
| 2-WIRE ANALOG VOICE GRADE LOOP | | | | | | | | | | | | | | | | |
| | | 2 Wire Analog Voice Grade Loop-Service Level 1-Line Splitting-Zone 1 | | 1 | UEPSR UEPSB | UEALS | 12.58 | 37.81 | 17.56 | 23.49 | 5.30 | | | | | |
| | | 2 Wire Analog Voice Grade Loop-Service Level 1-Line Splitting-Zone 1 | | 1 | UEPSR UEPSB | UEABS | 12.58 | 37.81 | 17.56 | 23.49 | 5.30 | | | | | |
| | | 2 Wire Analog Voice Grade Loop- Service Level 1-Line Splitting-Zone 2 | | 2 | UEPSR UEPSB | UEALS | 21.05 | 37.81 | 17.56 | 23.49 | 5.30 | | | | | |
| | | 2 Wire Analog Voice Grade Loop- Service Level 1-Line Splitting-Zone 2 | | 2 | UEPSR UEPSB | UEABS | 21.05 | 37.81 | 17.56 | 23.49 | 5.30 | | | | | |
| | | 2 Wire Analog Voice Grade Loop-Service Level 1-Line Splitting-Zone 3 | | 3 | UEPSR UEPSB | UEALS | 34.34 | 37.81 | 17.56 | 23.49 | 5.30 | | | | | |
| | | 2 Wire Analog Voice Grade Loop-Service Level 1-Line Splitting-Zone 3 | | 3 | UEPSR UEPSB | UEABS | 34.34 | 37.81 | 17.56 | 23.49 | 5.30 | | | | | |
| PHYSICAL COLLOCATION | | | | | | | | | | | | | | | | |

| UNBUNDLED NETWORK ELEMENTS - Alabama | | | | | | | | | | | | Attachment: 2 Exh A | | | | | |
|--------------------------------------|---------------|--|--|--|--|------------|------|-----|------|-----------|--|---|---|--|--|---|---|
| CATEGORY | RATE ELEMENTS | | | | | Inter m | Zone | BCS | USOC | RATES(\$) | | Svc Order Submitted Elec per LSR | Svc Order Submitted Manually per LSR | Incremental Charge - Manual Svc Order vs. Electronic- 1st | Incremental Charge - Manual Svc Order vs. Electronic- Add'l | Incremental Charge - Manual Svc Order vs. Electronic- Disc 1st | Incremental Charge - Manual Svc Order vs. Electronic- Disc Add'l |
| | | | | | | | | | | | | | | | | | |
| | | | | | | | | | | | | | | | | | |
| | | | | | | | | | | | | | | | | | |
| | | | | | | | | | | | | | | | | | |
| | | | | | | | | | | | | | | | | | |
| | | | | | | | | | | | | | | | | | |
| | | | | | | | | | | | | | | | | | |
| | | | | | | | | | | | | | | | | | |
| | | | | | | | | | | | | | | | | | |
| | | | | | | | | | | | | | | | | | |
| | | | | | | | | | | | | | | | | | |
| | | | | | | | | | | | | | | | | | |
| | | | | | | | | | | | | | | | | | |
| | | | | | | | | | | | | | | | | | |
| | | | | | | | | | | | | | | | | | |
| | | | | | | | | | | | | | | | | | |
| | | | | | | | | | | | | | | | | | |
| | | | | | | | | | | | | | | | | | |
| | | | | | | | | | | | | | | | | | |
| | | | | | | | | | | | | | | | | | |
| | | | | | | | | | | | | | | | | | |
| | | | | | | | | | | | | | | | | | |
| | | | | | | | | | | | | | | | | | |
| | | | | | | | | | | | | | | | | | |
| | | | | | | | | | | | | | | | | | |
| | | | | | | | | | | | | | | | | | |
| | | | | | | | | | | | | | | | | | |
| | | | | | | | | | | | | | | | | | |
| | | | | | | | | | | | | | | | | | |
| | | | | | | | | | | | | | | | | | |
| | | | | | | | | | | | | | | | | | |
| | | | | | | | | | | | | | | | | | |
| | | | | | | | | | | | | | | | | | |
| | | | | | | | | | | | | | | | | | |
| | | | | | | | | | | | | | | | | | |
| | | | | | | | | | | | | | | | | | |
| | | | | | | | | | | | | | | | | | |
| | | | | | | | | | | | | | | | | | |
| | | | | | | | | | | | | | | | | | |
| | | | | | | | | | | | | | | | | | |
| | | | | | | | | | | | | | | | | | |
| | | | | | | | | | | | | | | | | | |
| | | | | | | | | | | | | | | | | | |
| | | | | | | | | | | | | | | | | | |
| | | | | | | | | | | | | | | | | | |
| | | | | | | | | | | | | | | | | | |
| | | | | | | | | | | | | | | | | | |
| | | | | | | | | | | | | | | | | | |
| | | | | | | | | | | | | | | | | | |
| | | | | | | | | | | | | | | | | | |
| | | | | | | | | | | | | | | | | | |
| | | | | | | | | | | | | | | | | | |
| | | | | | | | | | | | | | | | | | |
| | | | | | | | | | | | | | | | | | |
| | | | | | | | | | | | | | | | | | |
| | | | | | | | | | | | | | | | | | |
| | | | | | | | | | | | | | | | | | |
| | | | | | | | | | | | | | | | | | |
| | | | | | | | | | | | | | | | | | |
| | | | | | | | | | | | | | | | | | |
| | | | | | | | | | | | | | | | | | |
| | | | | | | | | | | | | | | | | | |
| | | | | | | | | | | | | | | | | | |
| | | | | | | | | | | | | | | | | | |
| | | | | | | | | | | | | | | | | | |
| | | | | | | | | | | | | | | | | | |
| | | | | | | | | | | | | | | | | | |
| | | | | | | | | | | | | | | | | | |
| | | | | | | | | | | | | | | | | | |
| | | | | | | | | | | | | | | | | | |
| | | | | | | | | | | | | | | | | | |
| | | | | | | | | | | | | | | | | | |
| | | | | | | | | | | | | | | | | | |
| | | | | | | | | | | | | | | | | | |

| UNBUNDLED NETWORK ELEMENTS - Alabama | | | | | | | | | | | | Attachment: 2 Exh A | | | | |
|--------------------------------------|--------------------------------|---|---------|------|---|-------|-----------|--------------|--------|-------------------------|----------------------------------|--------------------------------------|--|--|---|---|
| CATEGORY | RATE ELEMENTS | | Interim | Zone | BCS | USOC | RATES(\$) | | | | Svc Order Submitted Elec per LSR | Svc Order Submitted Manually per LSR | Incremental Charge - Manual Svc Order vs. Electronic-1st | Incremental Charge - Manual Svc Order vs. Electronic-Add'l | Incremental Charge - Manual Svc Order vs. Electronic-Disc 1st | Incremental Charge - Manual Svc Order vs. Electronic-Disc Add'l |
| | | | | | | | Rec | Nonrecurring | | Nonrecurring Disconnect | | OSS Rates(\$) | | | | |
| | | | | | | | | First | Add'l | First | Add'l | SOMEc | SOMAN | SOMAN | SOMAN | SOMAN |
| | | STS-1 Local Loop in combination - Facility Termination | | | UNCSX | UDLS1 | 319.83 | 451.52 | 263.94 | 119.49 | 83.58 | | | | | |
| | | Interoffice Channel in combination - 2-wire VG - per mile | | | UNCVX | 1L5XX | 0.008838 | | | | | | | | | |
| | | Interoffice Channel in combination - 2-wire VG - Facility Termination | | | UNCVX | U1TV2 | 21.13 | 40.54 | 27.41 | 16.74 | 6.90 | | | | | |
| | | Interoffice Channel in combination - 4-wire VG - per mile | | | UNCVX | 1L5XX | 0.008838 | | | | | | | | | |
| | | Interoffice Channel in combination - 4-wire VG - Facility Termination | | | UNCVX | U1TV4 | 18.73 | 40.54 | 27.41 | 16.74 | 6.90 | | | | | |
| | | Interoffice Channel in combination - 4-wire 56 kbps - per mile | | | UNCDX | 1L5XX | 0.008838 | | | | | | | | | |
| | | Interoffice Channel in combination - 4-wire 56 kbps - Facility Termination | | | UNCDX | U1TD5 | 15.12 | 40.54 | 27.41 | 16.74 | 6.90 | | | | | |
| | | Interoffice Channel in combination - 4-wire 64 kbps - per mile | | | UNCDX | 1L5XX | 0.008838 | | | | | | | | | |
| | | Interoffice Channel in combination - 4-wire 64 kbps - Facility Termination | | | UNCDX | U1TD6 | 15.12 | 40.54 | 27.41 | 16.74 | 6.90 | | | | | |
| | | Interoffice Channel in combination - DS1 - per mile | | | UNC1X | 1L5XX | 0.18 | | | | | | | | | |
| | | Interoffice Channel in combination - DS1 Facility Termination | | | UNC1X | U1TF1 | 60.16 | 89.27 | 81.81 | 16.35 | 14.44 | | | | | |
| | | Interoffice Channel in combination - DS3 - per mile | | | UNC3X | 1L5XX | 4.09 | | | | | | | | | |
| | | Interoffice Channel in combination - DS3 - Facility Termination | | | UNC3X | U1TF3 | 703.52 | 278.75 | 162.76 | 60.20 | 58.46 | | | | | |
| | | Interoffice Channel in combination - STS-1 - per mile | | | UNCSX | 1L5XX | 4.09 | | | | | | | | | |
| | | Interoffice Channel in combination - STS-1 Facility Termination | | | UNCSX | U1TFS | 701.37 | 278.75 | 162.76 | 60.20 | 58.46 | | | | | |
| ADDITIONAL NETWORK ELEMENTS | | | | | | | | | | | | | | | | |
| | Optional Features & Functions: | | | | | | | | | | | | | | | |
| | | Clear Channel Capability Extended Frame Option - per DS1 | I | | U1TD1, ULDD1,UNC1X | CCOEF | | 0.00 | 0.00 | | | | | | | |
| | | Clear Channel Capability Super FrameOption - per DS1 | I | | U1TD1, ULDD1,UNC1X | CCOSF | | 0.00 | 0.00 | | | | | | | |
| | | Clear Channel Capability (SF/ESF) Option - Subsequent Activity - per DS1 | I | | ULDD1, U1TD1, UNC1X, USL | NRCCC | | 184.85 | 23.81 | 1.99 | 0.7741 | | | | | |
| | | C-bit Parity Option - Subsequent Activity - per DS3 | i | | U1TD3, ULDD3, UE3, UNC3X | NRCC3 | | 219.13 | 7.67 | 0.7355 | 0.00 | | | | | |
| | | DS1/DS0 Channel System | | | UNC1X | MQ1 | 107.19 | 91.04 | 62.57 | 10.54 | 9.79 | | | | | |
| | | DS3/DS1Channel System | | | UNC3X, UNCSX | MQ3 | 176.20 | 178.14 | 93.97 | 33.26 | 31.83 | | | | | |
| | | Voice Grade COCI in combination | | | UNCVX | 1D1VG | 0.56 | 6.58 | 4.72 | | | | | | | |
| | | Voice Grade COCI - for Stand Alone Local Loop | | | UEA | 1D1VG | 0.56 | 6.58 | 4.72 | | | | | | | |
| | | Voice Grade COCI - for connection to a channelized DS1 Local Channel in the same SWC as collocation | | | U1TUC | 1D1VG | 0.56 | 6.58 | 4.72 | | | | | | | |
| | | 2-wire ISDN COCI (BRITE) in combination | | | UNCNX | UC1CA | 2.41 | 6.58 | 4.72 | | | | | | | |
| | | 2-wire ISDN COCI (BRITE) - for a Local Loop | | | UDN | UC1CA | 2.41 | 6.58 | 4.72 | | | | | | | |
| | | 2-wire ISDN COCI (BRITE) - for connection to a channelized DS1 Local Channel in the same SWC as collocation | | | U1TUB | UC1CA | 2.41 | 6.58 | 4.72 | | | | | | | |
| | | OCU-DP COCI (2.4-64kbs) in combination | | | UNCDX | 1D1DD | 1.19 | 6.58 | 4.72 | | | | | | | |
| | | OCU-DP COCI (2.4-64kbs) - for Stand Alone Local Loop | | | UDL | 1D1DD | 1.19 | 6.58 | 4.72 | | | | | | | |
| | | OCU-DP COCI (2.4-64kbs) - for connection to a channelized DS1 Local Channel in the same SWC as collocation | | | U1TUD | 1D1DD | 1.19 | 6.58 | 4.72 | | | | | | | |
| | | DS1 COCI in combination | | | UNC1X | UC1D1 | 13.47 | 6.58 | 4.72 | | | | | | | |
| | | DS1 COCI - for Stand Alone Local Channel | | | ULDD1 | UC1D1 | 13.47 | 6.58 | 4.72 | | | | | | | |
| | | DS1 COCI - for Stand Alone Interoffice Channel | | | U1TD1 | UC1D1 | 13.47 | 6.58 | 4.72 | | | | | | | |
| | | DS1 COCI - for Stand Alone Local Loop | | | USL | UC1D1 | 13.47 | 6.58 | 4.72 | | | | | | | |
| | | DS1 COCI - for connection to a channelized DS1 Local Channel in the same SWC as collocation | | | U1TUA | UC1D1 | 13.47 | 6.58 | 4.72 | | | | | | | |
| | | Wholesale - UNE, Switch-As-Is Conversion Charge | | | UNCVX, UNCDX, UNC1X, UNC3X, UNCSX, UDFCX, XDH1X, HFQC6, XDD2X, XDV6X, XDDFX, XDD4X, HFRST | UNCCC | | 5.59 | 5.59 | | | | | | | |
| | | Unbundled Misc Rate Element, SNE SAI, Single Network Element - Switch As Is Non-recurring Charge, per circuit (LSR) | I | | U1TVX, U1TDX, U1TD1, U1TD3, U1TS1, UDF, UE3 | URES | | 36.70 | 16.06 | | | | | | | |

| UNBUNDLED NETWORK ELEMENTS - Alabama | | | | | | | | | | | Attachment: 2 Exh A | | | | |
|--------------------------------------|---|---------|------|---|-------|-----------|--------------|-------|-------------------------|----------------------------------|--------------------------------------|--|--|---|---|
| CATEGORY | RATE ELEMENTS | Interim | Zone | BCS | USOC | RATES(\$) | | | | Svc Order Submitted Elec per LSR | Svc Order Submitted Manually per LSR | Incremental Charge - Manual Svc Order vs. Electronic-1st | Incremental Charge - Manual Svc Order vs. Electronic-Add'l | Incremental Charge - Manual Svc Order vs. Electronic-Disc 1st | Incremental Charge - Manual Svc Order vs. Electronic-Disc Add'l |
| | | | | | | Rec | Nonrecurring | | Nonrecurring Disconnect | | OSS Rates(\$) | | | | |
| | | | | | | | First | Add'l | First | Add'l | SOMEc | SOMAN | SOMAN | SOMAN | SOMAN |
| | Unbundled Misc Rate Element, SNE SAI, Single Network Element - Switch As Is Non-recurring Charge, incremental charge per circuit on a spreadsheet | | | U1TVX, U1TDX, U1TD1, U1TD3, U1TS1, UDF, UE3 | URESP | | 1.48 | 1.48 | | | | | | | |
| | Access to DCS - Customer Reconfiguration (FlexServ) | | | | | | | | | | | | | | |
| | Customer Reconfiguration Establishment | | | | | | 1.48 | | 1.84 | | | | | | |
| | DS1 DCS Termination with DS0 Switching | | | | | 29.46 | 25.55 | 19.66 | 16.63 | 13.38 | | | | | |
| | DS1 DCS Termination with DS1 Switching | | | | | 9.94 | 18.47 | 12.58 | 12.21 | 8.96 | | | | | |
| | DS3 DCS Termination with DS1 Switching | | | | | 105.16 | 25.55 | 19.66 | 16.63 | 13.38 | | | | | |
| | Node (SynchroNet) | | | | | | | | | | | | | | |
| | Node per month | | | UNCDX | UNCNT | 15.77 | | | | | | | | | |
| | Service Rearrangements | | | | | | | | | | | | | | |
| | | | | U1TVX, U1TDX, UEA, UDL, U1TUC, U1TUD, U1TUB, ULDVX, ULDDX, UNCVX, UNCDX, UNC1X | URETD | | 101.09 | 43.05 | | | | | | | |
| | | | | U1TVX, U1TDX, UEA, UDL, U1TUC, U1TUD, U1TUB, ULDVX, ULDDX, UNCVX, UNCDX, UNC1X | URETB | | 3.16 | 3.16 | | | | | | | |
| | NRC - Change in Facility Assignment per circuit Service Rearrangement | | | | | | | | | | | | | | |
| | NRC - Change in Facility Assignment per circuit Project Management (added to CFA per circuit if project managed) | | | | | | | | | | | | | | |
| | NRC - Order Coordination Specific Time - Dedicated Transport | | | UNC1X, UNC3X | OCOSR | | 18.93 | 18.93 | | | | | | | |
| | UNE Reconfiguration Change Charge per Circuit | | | UNC1X | URERC | | 35.00 | 35.00 | | | | | | | |
| | UNE Reconfiguration Change Charge per Circuit Project Managed | | | UNC1X | URERP | | 3.16 | 3.16 | | | | | | | |
| COMMINGLING | | | | | | | | | | | | | | | |
| | | | | UNCVX, UNCDX, UNC1X, UNC3X, UNCSX, U1TD1, U1TD3, U1TS1, UE3, UDLSX, U1TVX, U1TDX, U1TUB, ULDVX, ULDD1, ULDD3, ULDS1 | CMGAU | 0.00 | 0.00 | 0.00 | 0.00 | 0.00 | | | | | |
| | Commingling Authorization | | | | | | | | | | | | | | |
| | Commingled (UNE part of single bandwidth circuit) | | | | | | | | | | | | | | |
| | Commingled VG COCI | | | XDV2X, NTCVG | 1D1VG | 0.56 | 6.58 | 4.72 | | | | | | | |
| | Commingled Digital COCI | | | XDV6X, NTCUD | 1D1DD | 1.19 | 6.58 | 4.72 | | | | | | | |
| | Commingled ISDN COCI | | | XDD4X | UC1CA | 2.41 | 6.58 | 4.72 | | | | | | | |
| | Commingled 2-wire VG Interoffice Channel | | | XDV2X | U1TV2 | 21.13 | 40.54 | 27.41 | 16.74 | 6.90 | | | | | |
| | Commingled 4-wire VG Interoffice Channel | | | XDV6X | U1TV4 | 18.73 | 40.54 | 27.41 | 16.74 | 6.90 | | | | | |
| | Commingled 56kbps Interoffice Channel | | | XDD4X | U1TD5 | 15.12 | 40.54 | 27.41 | 16.74 | 6.90 | | | | | |
| | Commingled 64kbps Interoffice Channel | | | XDD4X | U1TD6 | 15.12 | 40.54 | 27.41 | 16.74 | 6.90 | | | | | |
| | | | | XDV2X, XDV6X, XDD4X | 1L5XX | 0.008838 | | | | | | | | | |
| | Commingled VG/DS0 Interoffice Channel Mileage | | | | | | | | | | | | | | |
| | Commingled 2-wire Local Loop Zone 1 | | 1 | XDV2X | UEAL2 | 14.38 | 88.00 | 55.00 | 47.24 | 7.44 | | | | | |
| | Commingled 2-wire Local Loop Zone 2 | | 2 | XDV2X | UEAL2 | 22.85 | 88.00 | 55.00 | 47.24 | 7.44 | | | | | |
| | Commingled 2-wire Local Loop Zone 3 | | 3 | XDV2X | UEAL2 | 36.14 | 88.00 | 55.00 | 47.24 | 7.44 | | | | | |
| | Commingled 4-wire Local Loop Zone 1 | | 1 | XDV6X | UEAL4 | 25.34 | 131.97 | 94.51 | 59.14 | 14.50 | | | | | |
| | Commingled 4-wire Local Loop Zone 2 | | 2 | XDV6X | UEAL4 | 38.58 | 131.97 | 94.51 | 59.14 | 14.50 | | | | | |
| | Commingled 4-wire Local Loop Zone 3 | | 3 | XDV6X | UEAL4 | 60.02 | 131.97 | 94.51 | 59.14 | 14.50 | | | | | |
| | Commingled 56kbps Local Loop Zone 1 | | 1 | XDD4X | UDL56 | 26.09 | 126.27 | 88.80 | 59.14 | 14.50 | | | | | |
| | Commingled 56kbps Local Loop Zone 2 | | 2 | XDD4X | UDL56 | 35.95 | 126.27 | 88.80 | 59.14 | 14.50 | | | | | |
| | Commingled 56kbps Local Loop Zone 3 | | 3 | XDD4X | UDL56 | 37.88 | 126.27 | 88.80 | 59.14 | 14.50 | | | | | |
| | Commingled 64kbps Local Loop Zone 1 | | 1 | XDD4X | UDL64 | 26.09 | 126.27 | 88.80 | 59.14 | 14.50 | | | | | |
| | Commingled 64kbps Local Loop Zone 2 | | 2 | XDD4X | UDL64 | 35.95 | 126.27 | 88.80 | 59.14 | 14.50 | | | | | |
| | Commingled 64kbps Local Loop Zone 3 | | 3 | XDD4X | UDL64 | 37.88 | 126.27 | 88.80 | 59.14 | 14.50 | | | | | |

| UNBUNDLED NETWORK ELEMENTS - Alabama | | | | | | | | | | | | Attachment: 2 Exh A | | | | |
|--|--|---------|------|---------------|-------|-----------|--------------|--------|-------------------------|--------|----------------------------------|--------------------------------------|--|--|---|---|
| CATEGORY | RATE ELEMENTS | Interim | Zone | BCS | USOC | RATES(\$) | | | | | Svc Order Submitted Elec per LSR | Svc Order Submitted Manually per LSR | Incremental Charge - Manual Svc Order vs. Electronic-1st | Incremental Charge - Manual Svc Order vs. Electronic-Add'l | Incremental Charge - Manual Svc Order vs. Electronic-Disc 1st | Incremental Charge - Manual Svc Order vs. Electronic-Disc Add'l |
| | | | | | | Rec | Nonrecurring | | Nonrecurring Disconnect | | OSS Rates(\$) | | | | | |
| | | | | | | | First | Add'l | First | Add'l | SOMEc | SOMAN | SOMAN | SOMAN | SOMAN | SOMAN |
| | Commingle ISDN Local Loop Zone 1 | | 1 | XDD4X | U1L2X | 21.88 | 117.24 | 79.77 | 52.88 | 10.54 | | | | | | |
| | Commingle ISDN Local Loop Zone 2 | | 2 | XDD4X | U1L2X | 32.85 | 117.24 | 79.77 | 52.88 | 10.54 | | | | | | |
| | Commingle ISDN Local Loop Zone 3 | | 3 | XDD4X | U1L2X | 48.55 | 117.24 | 79.77 | 52.88 | 10.54 | | | | | | |
| | Commingle DS1 COCI | | | XDH1X, NTCDD1 | UC1D1 | 13.47 | 6.58 | 4.72 | | | | | | | | |
| | Commingle DS1 Interoffice Channel | | | XDH1X | U1TF1 | 60.16 | 89.27 | 81.81 | 16.35 | 14.44 | | | | | | |
| | Commingle DS1 Interoffice Channel Mileage | | | XDH1X | 1L5XX | 0.18 | | | | | | | | | | |
| | Commingle DS1/DS0 Channel System | | | XDH1X | MQ1 | 107.19 | 91.04 | 62.57 | 10.54 | 9.79 | | | | | | |
| | Commingle DS1 Local Loop Zone 1 | | 1 | XDH1X | USLXX | 82.55 | 252.47 | 157.54 | 44.70 | 11.71 | | | | | | |
| | Commingle DS1 Local Loop Zone 2 | | 2 | XDH1X | USLXX | 154.18 | 252.47 | 157.54 | 44.70 | 11.71 | | | | | | |
| | Commingle DS1 Local Loop Zone 3 | | 3 | XDH1X | USLXX | 314.52 | 252.47 | 157.54 | 44.70 | 11.71 | | | | | | |
| | Commingle DS3 Local Loop | | | HFQC6 | UE3PX | 308.08 | 451.52 | 263.94 | 119.49 | 83.58 | | | | | | |
| | Commingle DS3/STS-1 Local Loop Mileage | | | HFQC6, HFRST | 1L5ND | 8.38 | | | | | | | | | | |
| | Commingle STS-1 Local Loop | | | HFRST | UDLS1 | 319.83 | 451.52 | 263.94 | 119.49 | 83.58 | | | | | | |
| | Commingle DS3/DS1 Channel System | | | HFQC6 | MQ3 | 176.20 | 178.14 | 93.97 | 33.26 | 31.83 | | | | | | |
| | Commingle DS3 Interoffice Channel | | | HFQC6 | U1TF3 | 703.52 | 278.75 | 162.76 | 60.20 | 58.46 | | | | | | |
| | Commingle DS3 Interoffice Channel Mileage | | | HFQC6 | 1L5XX | 4.09 | | | | | | | | | | |
| | Commingle STS-1Interoffice Channel | | | HFRST | U1TFS | 701.37 | 278.75 | 162.76 | 60.20 | 58.46 | | | | | | |
| | Commingle STS-1Interoffice Channel Mileage | | | HFRST | 1L5XX | 4.09 | | | | | | | | | | |
| | Commingle Dark Fiber - Interoffice Transport, Per Four Fiber Strands, Per Route Mile Or Fraction Thereof | | | HEQDL | 1L5DF | 22.34 | | | | | | | | | | |
| | Commingle Dark Fiber - Interoffice Transport, Per Four Fiber Strands, Per Route Mile Or Fraction Thereof | | | HEQDL | UDF14 | | 639.09 | 137.87 | 317.06 | 197.66 | | | | | | |
| | UNE to Commingle Conversion Tracking | | | XDH1X, HFQC6 | CMGUN | 0.00 | 0.00 | 0.00 | 0.00 | 0.00 | | | | | | |
| | SPA to Commingle Conversion Tracking | | | XDH1X, HFQC6 | CMGSP | 0.00 | 0.00 | 0.00 | 0.00 | 0.00 | | | | | | |
| LNP Query Service | | | | | | | | | | | | | | | | |
| | LNP Charge Per query | | | | | 0.000757 | | | | | | | | | | |
| | LNP Service Establishment Manual | | | | | | 12.52 | | 11.51 | | | | | | | |
| | LNP Service Provisioning with Point Code Establishment | | | | | | 593.49 | 303.20 | 268.93 | 197.74 | | | | | | |
| 911 PBX LOCATE | | | | | | | | | | | | | | | | |
| | 911 PBX LOCATE DATABASE CAPABILITY | | | | | | | | | | | | | | | |
| | Service Establishment per CLEC per End User Account | | | 9PBDC | 9PBEU | | 1,813.00 | | | | | | | | | |
| | Changes to TN Range or Customer Profile | | | 9PBDC | 9PBTN | | 181.44 | | | | | | | | | |
| | Per Telephone Number (Monthly) | | | 9PBDC | 9PBMM | 0.07 | | | | | | | | | | |
| | Change Company (Service Provider) ID | | | 9PBDC | 9PBPC | | 532.60 | | | | | | | | | |
| | PBX Locate Service Support per CLEC (Monthlt) | | | 9PBDC | 9PBMR | 181.33 | | | | | | | | | | |
| | Service Order Charge | | | 9PBDC | 9PBSC | | 15.66 | | | | | | | | | |
| 911 PBX LOCATE TRANSPORT COMPONENT | | | | | | | | | | | | | | | | |
| See Att 3 | | | | | | | | | | | | | | | | |
| Note: Rates displaying an "I" in Interim column are interim as a result of a Commission order. | | | | | | | | | | | | | | | | |

| UNBUNDLED NETWORK ELEMENTS - Florida | | | | | | | | | | | Attachment: 2 Exh A | | | | | |
|--|---|---------|------|--|--------|-----------|--------------|-------|-------------------------|----------------------------------|--------------------------------------|--|--|---|---|-------|
| CATEGORY | RATE ELEMENTS | Interim | Zone | BCS | USOC | RATES(\$) | | | | Svc Order Submitted Elec per LSR | Svc Order Submitted Manually per LSR | Incremental Charge - Manual Svc Order vs. Electronic-1st | Incremental Charge - Manual Svc Order vs. Electronic-Add'l | Incremental Charge - Manual Svc Order vs. Electronic-Disc 1st | Incremental Charge - Manual Svc Order vs. Electronic-Disc Add'l | |
| | | | | | | Rec | Nonrecurring | | Nonrecurring Disconnect | | OSS Rates(\$) | | | | | |
| | | | | | | | First | Add'l | First | Add'l | SOME C | SOMAN | SOMAN | SOMAN | SOMAN | SOMAN |
| The "Zone" shown in the sections for stand-alone loops or loops as part of a combination refers to Geographically Deaveraged UNE Zones. To view Geographically Deaveraged UNE Zone Designations by Central Office, refer to internet Website: http://www.interconnection.bellsouth.com/become_a_clec/html/interconnection.htm | | | | | | | | | | | | | | | | |
| OPERATIONS SUPPORT SYSTEMS (OSS) - "REGIONAL RATES" | | | | | | | | | | | | | | | | |
| NOTE: (1) CLEC should contact its contract negotiator if it prefers the "state specific" OSS charges as ordered by the State Commissions. The OSS charges currently contained in this rate exhibit are the BellSouth "regional" service ordering charges. CLEC may elect either the state specific Commission ordered rates for the service ordering charges, or CLEC may elect the regional service ordering charge, however, CLEC can not obtain a mixture of the two regardless if CLEC has a interconnection contract established in each of the 9 states. | | | | | | | | | | | | | | | | |
| NOTE: (2) Any element that can be ordered electronically will be billed according to the SOME C rate listed in this category. Please refer to BellSouth's Local Ordering Handbook (LOH) to determine if a product can be ordered electronically. For those elements that cannot be ordered electronically at present per the LOH, the listed SOME C rate in this category reflects the charge that would be billed to a CLEC once electronic ordering capabilities come on-line for that element. Otherwise, the manual ordering charge, SOMAN, will be applied to a CLECs bill when it submits an LSR to BellSouth. | | | | | | | | | | | | | | | | |
| | OSS - Electronic Service Order Charge, Per Local Service Request (LSR) - UNE Only | | | | SOME C | | 3.50 | 0.00 | 3.50 | 0.00 | | | | | | |
| | OSS - Manual Service Order Charge, Per Local Service Request (LSR) - UNE Only | | | | SOMAN | | 11.90 | 0.00 | 1.83 | 0.00 | | | | | | |
| UNE SERVICE DATE ADVANCEMENT CHARGE | | | | | | | | | | | | | | | | |
| NOTE: The Expedite charge will be maintained commensurate with BellSouth's FCC No.1 Tariff, Section 5 as applicable. | | | | | | | | | | | | | | | | |
| | UNE Expedite Charge per Circuit or Line Assignable USOC, per Day | | | UAL, UEANL, UCL, UEF, UDF, UEQ, UDL, UENTW, UDN, UEA, UHL, ULC, USL, U1T12, U1T48, U1TD1, U1TD3, U1TDX, U1TO3, U1TS1, U1TVX, UC1BC, UC1BL, UC1CC, UC1CL, UC1DC, UC1DL, UC1EC, UC1EL, UC1FC, UC1FL, UC1GC, UC1GL, UC1HC, UC1HL, UDL12, UDL48, UDLO3, UDLSX, UE3, ULD12, ULD48, ULDD1, ULDD3, ULDDX, ULDO3, ULDS1, ULDVX, UNC1X, UNC3X, UNCDX, UNCNX, UNCSX, UNCVX, UNLD1, UNLD3, UXTD1, UXTD3, UXTS1, U1TUC, U1TUD, U1TUB, U1TUA, NTCVG, NTCUD, NTCD1 | SDASP | 200.00 | | | | | | | | | | |
| ORDER MODIFICATION CHARGE | | | | | | | | | | | | | | | | |
| | Order Modification Charge (OMC) | | | | | | 26.21 | 0.00 | 0.00 | 0.00 | | | | | | |
| | Order Modification Additional Dispatch Charge (OMCAD) | | | | | | 150.00 | 0.00 | 0.00 | 0.00 | | | | | | |
| UNBUNDLED EXCHANGE ACCESS LOOP | | | | | | | | | | | | | | | | |
| 2-WIRE ANALOG VOICE GRADE LOOP | | | | | | | | | | | | | | | | |
| | 2-Wire Analog Voice Grade Loop - Service Level 1- Zone 1 | | 1 | UEANL | UEAL2 | 10.69 | 49.57 | 22.83 | 25.62 | 6.57 | | | | | | |
| | 2-Wire Analog Voice Grade Loop - Service Level 1- Zone 2 | | 2 | UEANL | UEAL2 | 15.20 | 49.57 | 22.83 | 25.62 | 6.57 | | | | | | |
| | 2-Wire Analog Voice Grade Loop - Service Level 1- Zone 3 | | 3 | UEANL | UEAL2 | 26.97 | 49.57 | 22.83 | 25.62 | 6.57 | | | | | | |
| | 2-Wire Analog Voice Grade Loop - Service Level 1- Zone 1 | | 1 | UEANL | UEASL | 10.69 | 49.57 | 22.83 | 25.62 | 6.57 | | | | | | |
| | 2-Wire Analog Voice Grade Loop - Service Level 1- Zone 2 | | 2 | UEANL | UEASL | 15.20 | 49.57 | 22.83 | 25.62 | 6.57 | | | | | | |
| | 2-Wire Analog Voice Grade Loop - Service Level 1- Zone 3 | | 3 | UEANL | UEASL | 26.97 | 49.57 | 22.83 | 25.62 | 6.57 | | | | | | |

UNBUNDLED NETWORK ELEMENTS - Florida

| CATEGORY | | RATE ELEMENTS | | Interi m | Zone | BCS | USOC | RATES(\$) | | Svc Order Submitted Elec per LSR | Svc Order Submitted Manually per LSR | Incremental Charge - Manual Svc Order vs. Electronic- 1st | Incremental Charge - Manual Svc Order vs. Electronic- Add'l | Incremental Charge - Manual Svc Order vs. Electronic- Disc 1st | Incremental Charge - Manual Svc Order vs. Electronic- Disc Add'l | | | |
|----------|--|--|--|-------------|------|-------|--------|-----------|--------------|---|---|--|--|---|---|-------|-------|-------|
| | | | | | | | | Rec | Nonrecurring | | Nonrecurring Disconnect | | OSS Rates(\$) | | | | | |
| | | | | | | | | | First | Add'l | First | Add'l | SOMEc | SOMAN | SOMAN | SOMAN | SOMAN | SOMAN |
| | | Tag Loop at End User Premise | | | | UEANL | URETL | | 8.93 | 0.88 | | | | | | | | |
| | | Loop Testing - Basic 1st Half Hour | | | | UEANL | URET1 | | 77.09 | 0.00 | | | | | | | | |
| | | Loop Testing - Basic Additional Half Hour | | | | UEANL | URETA | | 33.12 | 33.12 | | | | | | | | |
| | | Manual Order Coordination for UVL-SL1s (per loop) | | | | UEANL | UEAMC | | 9.00 | 9.00 | | | | | | | | |
| | | Order Coordination for Specified Conversion Time for UVL-SL1 (per LSR) | | | | UEANL | OCOSL | | 23.02 | | | | | | | | | |
| | | Unbundled Non-Design Voice Loop, billing for BST providing make-up (Engineering Information - E.I.) | | | | UEANL | UEANM | | 13.49 | | | | | | | | | |
| | | CLEC to CLEC Conversion Charge Without Outside Dispatch (UVL-SL1) | | | | UEANL | UREWO | | 15.78 | 8.94 | 25.62 | 6.57 | | | | | | |
| | | Bulk Migration, per 2 Wire Voice Loop-SL1 | | | | UEANL | UREPN | | 49.57 | 22.83 | 25.62 | 6.57 | | | | | | |
| | | Bulk Migration Order Coordination, per 2 Wire Voice Loop-SL1 | | | | UEANL | UREPM | | 9.00 | 9.00 | | | | | | | | |
| | | 2-WIRE Unbundled COPPER LOOP | | | | | | | | | | | | | | | | |
| | | 2-Wire Unbundled Copper Loop - Non-Designed Zone 1 | | 1 | UEQ | UEQ2X | 7.69 | | 44.98 | 20.90 | 24.88 | 6.45 | | | | | | |
| | | 2 Wire Unbundled Copper Loop - Non-Designed - Zone 2 | | 2 | UEQ | UEQ2X | 10.92 | | 44.98 | 20.90 | 24.88 | 6.45 | | | | | | |
| | | 2 Wire Unbundled Copper Loop - Non-Designed - Zone 3 | | 3 | UEQ | UEQ2X | 19.38 | | 44.98 | 20.90 | 24.88 | 6.45 | | | | | | |
| | | Tag Loop at End User Premise | | | | UEQ | URETL | | 8.93 | 0.88 | | | | | | | | |
| | | Loop Testing - Basic 1st Half Hour | | | | UEQ | URET1 | | 48.65 | 0.00 | | | | | | | | |
| | | Loop Testing - Basic Additional Half Hour | | | | UEQ | URETA | | 23.95 | 23.95 | | | | | | | | |
| | | Manual Order Coordination 2 Wire Unbundled Copper Loop - Non-Designed (per loop) | | | | UEQ | USBMC | | 9.00 | 9.00 | | | | | | | | |
| | | Unbundled Copper Loop - Non-Design, billing for BST providing make-up (Engineering Information - E.I.) | | | | UEQ | UEQMU | | 13.49 | | | | | | | | | |
| | | CLEC to CLEC Conversion Charge Without Outside Dispatch (UCL-ND) | | | | UEQ | UREWO | | 14.27 | 7.43 | 24.88 | 6.45 | | | | | | |
| | | Bulk Migration, per 2 Wire UCL-ND | | | | UEQ | UREPN | | 44.98 | 20.90 | 24.88 | 6.45 | | | | | | |
| | | Bulk Migration Order Coordination, per 2 Wire UCL-ND | | | | UEQ | UREPM | | 9.00 | 9.00 | | | | | | | | |
| | | UNBUNDLED EXCHANGE ACCESS LOOP | | | | | | | | | | | | | | | | |
| | | 2-WIRE ANALOG VOICE GRADE LOOP | | | | | | | | | | | | | | | | |
| | | 2-Wire Analog Voice Grade Loop - Service Level 2 w/Loop or Ground Start Signaling - Zone 1 | | 1 | UEA | UEAL2 | 12.24 | | 135.75 | 82.47 | 63.53 | 12.01 | | | | | | |
| | | 2-Wire Analog Voice Grade Loop - Service Level 2 w/Loop or Ground Start Signaling - Zone 2 | | 2 | UEA | UEAL2 | 17.40 | | 135.75 | 82.47 | 63.53 | 12.01 | | | | | | |
| | | 2-Wire Analog Voice Grade Loop - Service Level 2 w/Loop or Ground Start Signaling - Zone 3 | | 3 | UEA | UEAL2 | 30.87 | | 135.75 | 82.47 | 63.53 | 12.01 | | | | | | |
| | | 2-Wire Analog Voice Grade Loop - Service Level 2 w/Reverse Battery Signaling - Zone 1 | | 1 | UEA | UEAR2 | 12.24 | | 135.75 | 82.47 | 63.53 | 12.01 | | | | | | |
| | | 2-Wire Analog Voice Grade Loop - Service Level 2 w/Reverse Battery Signaling - Zone 2 | | 2 | UEA | UEAR2 | 17.40 | | 135.75 | 82.47 | 63.53 | 12.01 | | | | | | |
| | | 2-Wire Analog Voice Grade Loop - Service Level 2 w/Reverse Battery Signaling - Zone 3 | | 3 | UEA | UEAR2 | 30.87 | | 135.75 | 82.47 | 63.53 | 12.01 | | | | | | |
| | | Switch-As-Is Conversion rate per UNE Loop, Single LSR, (per DS0) | | | | UEA | URES L | | 8.98 | 8.98 | | | | | | | | |
| | | Switch-As-Is Conversion rate per UNE Loop, Spreadsheet, (per DS0) | | | | UEA | URESP | | 8.98 | 8.98 | | | | | | | | |
| | | CLEC to CLEC Conversion Charge without outside dispatch | | | | UEA | UREWO | | 87.71 | 36.35 | | | | | | | | |
| | | Loop Tagging - Service Level 2 (SL2) | | | | UEA | URETL | | 11.21 | 1.10 | | | | | | | | |
| | | Bulk Migration, per 2 Wire Voice Loop-SL2 | | | | UEA | UREPN | | 135.75 | 82.47 | | | | | | | | |
| | | Bulk Migration Order Coordination, per 2 Wire Voice Loop-SL2 | | | | UEA | UREPM | | 0.00 | 0.00 | | | | | | | | |
| | | 4-WIRE ANALOG VOICE GRADE LOOP | | | | | | | | | | | | | | | | |
| | | 4-Wire Analog Voice Grade Loop - Zone 1 | | 1 | UEA | UEAL4 | 18.89 | | 167.86 | 115.15 | 67.08 | 15.56 | | | | | | |
| | | 4-Wire Analog Voice Grade Loop - Zone 2 | | 2 | UEA | UEAL4 | 26.84 | | 167.86 | 115.15 | 67.08 | 15.56 | | | | | | |
| | | 4-Wire Analog Voice Grade Loop - Zone 3 | | 3 | UEA | UEAL4 | 47.62 | | 167.86 | 115.15 | 67.08 | 15.56 | | | | | | |
| | | Switch-As-Is Conversion rate per UNE Loop, Single LSR, (per DS0) | | | | UEA | URES L | | 8.98 | 8.98 | | | | | | | | |
| | | Switch-As-Is Conversion rate per UNE Loop, Spreadsheet, (per DS0) | | | | UEA | URESP | | 8.98 | 8.98 | | | | | | | | |
| | | CLEC to CLEC Conversion Charge without outside dispatch | | | | UEA | UREWO | | 87.71 | 36.35 | | | | | | | | |
| | | 2-WIRE ISDN DIGITAL GRADE LOOP | | | | | | | | | | | | | | | | |

| UNBUNDLED NETWORK ELEMENTS - Florida | | | | | | | | | | | Attachment: 2 Exh A | | | | | |
|---|---|---------|------|-----|-------|-----------|--------------|--------|-------------------------|-------|----------------------------------|--------------------------------------|--|--|---|---|
| CATEGORY | RATE ELEMENTS | Interim | Zone | BCS | USOC | RATES(\$) | | | | | Svc Order Submitted Elec per LSR | Svc Order Submitted Manually per LSR | Incremental Charge - Manual Svc Order vs. Electronic-1st | Incremental Charge - Manual Svc Order vs. Electronic-Add'l | Incremental Charge - Manual Svc Order vs. Electronic-Disc 1st | Incremental Charge - Manual Svc Order vs. Electronic-Disc Add'l |
| | | | | | | Rec | Nonrecurring | | Nonrecurring Disconnect | | OSS Rates(\$) | | | | | |
| | | | | | | | First | Add'l | First | Add'l | SOMEc | SOMAN | SOMAN | SOMAN | SOMAN | SOMAN |
| | 2-Wire ISDN Digital Grade Loop - Zone 1 | | 1 | UDN | U1L2X | 19.28 | 147.69 | 94.41 | 62.23 | 10.71 | | | | | | |
| | 2-Wire ISDN Digital Grade Loop - Zone 2 | | 2 | UDN | U1L2X | 27.40 | 147.69 | 94.41 | 62.23 | 10.71 | | | | | | |
| | 2-Wire ISDN Digital Grade Loop - Zone 3 | | 3 | UDN | U1L2X | 48.62 | 147.69 | 94.41 | 62.23 | 10.71 | | | | | | |
| | CLEC to CLEC Conversion Charge without outside dispatch | | | UDN | UREWO | | 91.61 | 44.15 | | | | | | | | |
| 2-WIRE ASYMMETRICAL DIGITAL SUBSCRIBER LINE (ADSL) COMPATIBLE LOOP | | | | | | | | | | | | | | | | |
| | 2 Wire Unbundled ADSL Loop including manual service inquiry & facility reservation - Zone 1 | | 1 | UAL | UAL2X | 8.30 | 149.53 | 103.85 | 75.05 | 15.63 | | | | | | |
| | 2 Wire Unbundled ADSL Loop including manual service inquiry & facility reservation - Zone 2 | | 2 | UAL | UAL2X | 11.80 | 149.53 | 103.85 | 75.05 | 15.63 | | | | | | |
| | 2 Wire Unbundled ADSL Loop including manual service inquiry & facility reservation - Zone 3 | | 3 | UAL | UAL2X | 20.94 | 149.53 | 103.85 | 75.05 | 15.63 | | | | | | |
| | 2 Wire Unbundled ADSL Loop without manual service inquiry & facility reservaton - Zone 1 | | 1 | UAL | UAL2W | 8.30 | 124.83 | 71.12 | 60.64 | 9.12 | | | | | | |
| | 2 Wire Unbundled ADSL Loop without manual service inquiry & facility reservaton - Zone 2 | | 2 | UAL | UAL2W | 11.80 | 124.83 | 71.12 | 60.64 | 9.12 | | | | | | |
| | 2 Wire Unbundled ADSL Loop without manual service inquiry & facility reservaton - Zone 3 | | 3 | UAL | UAL2W | 20.94 | 124.83 | 71.12 | 60.64 | 9.12 | | | | | | |
| | CLEC to CLEC Conversion Charge without outside dispatch | | | UAL | UREWO | | 86.19 | 40.39 | | | | | | | | |
| 2-WIRE HIGH BIT RATE DIGITAL SUBSCRIBER LINE (HDSL) COMPATIBLE LOOP | | | | | | | | | | | | | | | | |
| | 2 Wire Unbundled HDSL Loop including manual service inquiry & facility reservation - Zone 1 | | 1 | UHL | UHL2X | 7.22 | 159.09 | 113.41 | 75.05 | 15.63 | | | | | | |
| | 2 Wire Unbundled HDSL Loop including manual service inquiry & facility reservation - Zone 2 | | 2 | UHL | UHL2X | 10.26 | 159.09 | 113.41 | 75.05 | 15.63 | | | | | | |
| | 2 Wire Unbundled HDSL Loop including manual service inquiry & facility reservation - Zone 3 | | 3 | UHL | UHL2X | 18.21 | 159.09 | 113.41 | 75.05 | 15.63 | | | | | | |
| | 2 Wire Unbundled HDSL Loop without manual service inquiry and facility reservation - Zone 1 | | 1 | UHL | UHL2W | 7.22 | 134.40 | 80.69 | 60.64 | 9.12 | | | | | | |
| | 2 Wire Unbundled HDSL Loop without manual service inquiry and facility reservation - Zone 2 | | 2 | UHL | UHL2W | 10.26 | 134.40 | 80.69 | 60.64 | 9.12 | | | | | | |
| | 2 Wire Unbundled HDSL Loop without manual service inquiry and facility reservation - Zone 3 | | 3 | UHL | UHL2W | 18.21 | 134.40 | 80.69 | 60.64 | 9.12 | | | | | | |
| | CLEC to CLEC Conversion Charge without outside dispatch | | | UHL | UREWO | | 86.12 | 40.39 | | | | | | | | |
| 4-WIRE HIGH BIT RATE DIGITAL SUBSCRIBER LINE (HDSL) COMPATIBLE LOOP | | | | | | | | | | | | | | | | |
| | 4 Wire Unbundled HDSL Loop including manual service inquiry and facility reservation - Zone 1 | | 1 | UHL | UHL4X | 10.86 | 193.31 | 138.98 | 77.15 | 12.61 | | | | | | |
| | 4-Wire Unbundled HDSL Loop including manual service inquiry and facility reservation - Zone 2 | | 2 | UHL | UHL4X | 15.44 | 193.31 | 138.98 | 77.15 | 12.61 | | | | | | |
| | 4-Wire Unbundled HDSL Loop including manual service inquiry and facility reservation - Zone 3 | | 3 | UHL | UHL4X | 27.39 | 193.31 | 138.98 | 77.15 | 12.61 | | | | | | |
| | 4-Wire Unbundled HDSL Loop without manual service inquiry and facility reservation - Zone 1 | | 1 | UHL | UHL4W | 10.86 | 168.62 | 115.47 | 62.74 | 11.22 | | | | | | |
| | 4-Wire Unbundled HDSL Loop without manual service inquiry and facility reservation - Zone 2 | | 2 | UHL | UHL4W | 15.44 | 168.62 | 115.47 | 62.74 | 11.22 | | | | | | |
| | 4-Wire Unbundled HDSL Loop without manual service inquiry and facility reservation - Zone 3 | | 3 | UHL | UHL4W | 27.39 | 168.62 | 115.47 | 62.74 | 11.22 | | | | | | |
| | CLEC to CLEC Conversion Charge without outside dispatch | | | UHL | UREWO | | 86.12 | 40.39 | | | | | | | | |
| 4-WIRE DS1 DIGITAL LOOP | | | | | | | | | | | | | | | | |
| | 4-Wire DS1 Digital Loop - Zone 1 | | 1 | USL | USLXX | 70.74 | 313.75 | 181.48 | 61.22 | 13.53 | | | | | | |
| | 4-Wire DS1 Digital Loop - Zone 2 | | 2 | USL | USLXX | 100.54 | 313.75 | 181.48 | 61.22 | 13.53 | | | | | | |
| | 4-Wire DS1 Digital Loop - Zone 3 | | 3 | USL | USLXX | 178.39 | 313.75 | 181.48 | 61.22 | 13.53 | | | | | | |
| | Switch-As-Is Conversion rate per UNE Loop, Single LSR, (per DS1) | | | USL | URES | | 8.98 | 8.98 | | | | | | | | |
| | Switch-As-Is Conversion rate per UNE Loop, Spreadsheet, (per DS1) | | | USL | URESP | | 8.98 | 8.98 | | | | | | | | |
| | CLEC to CLEC Conversion Charge without outside dispatch | | | USL | UREWO | | 101.07 | 43.04 | | | | | | | | |
| 4-WIRE 19.2, 56 OR 64 KBPS DIGITAL GRADE LOOP | | | | | | | | | | | | | | | | |
| | 4 Wire Unbundled Digital Loop 2.4 Kbps - Zone 1 | | 1 | UDL | UDL2X | 22.20 | 161.56 | 108.85 | 67.08 | 15.56 | | | | | | |
| | 4 Wire Unbundled Digital Loop 2.4 Kbps - Zone 2 | | 2 | UDL | UDL2X | 31.56 | 161.56 | 108.85 | 67.08 | 15.56 | | | | | | |
| | 4 Wire Unbundled Digital Loop 2.4 Kbps - Zone 3 | | 3 | UDL | UDL2X | 55.99 | 161.56 | 108.85 | 67.08 | 15.56 | | | | | | |

| UNBUNDLED NETWORK ELEMENTS - Florida | | | | | | | | | | | Attachment: 2 Exh A | | | | | |
|--------------------------------------|--|---------|------|-----------------------------|-------|-----------|--------------|--------|-------------------------|----------------------------------|--------------------------------------|--|--|---|---|-------|
| CATEGORY | RATE ELEMENTS | Interim | Zone | BCS | USOC | RATES(\$) | | | | Svc Order Submitted Elec per LSR | Svc Order Submitted Manually per LSR | Incremental Charge - Manual Svc Order vs. Electronic-1st | Incremental Charge - Manual Svc Order vs. Electronic-Add'l | Incremental Charge - Manual Svc Order vs. Electronic-Disc 1st | Incremental Charge - Manual Svc Order vs. Electronic-Disc Add'l | |
| | | | | | | Rec | Nonrecurring | | Nonrecurring Disconnect | | OSS Rates(\$) | | | | | |
| | | | | | | | First | Add'l | First | Add'l | SOMEc | SOMAN | SOMAN | SOMAN | SOMAN | SOMAN |
| | 4 Wire Unbundled Digital Loop 4.8 Kbps - Zone 1 | | 1 | UDL | UDL4X | 22.20 | 161.56 | 108.85 | 67.08 | 15.56 | | | | | | |
| | 4 Wire Unbundled Digital Loop 4.8 Kbps - Zone 2 | | 2 | UDL | UDL4X | 31.56 | 161.56 | 108.85 | 67.08 | 15.56 | | | | | | |
| | 4 Wire Unbundled Digital Loop 4.8 Kbps - Zone 3 | | 3 | UDL | UDL4X | 55.99 | 161.56 | 108.85 | 67.08 | 15.56 | | | | | | |
| | 4 Wire Unbundled Digital Loop 9.6 Kbps - Zone 1 | | 1 | UDL | UDL9X | 22.20 | 161.56 | 108.85 | 67.08 | 15.56 | | | | | | |
| | 4 Wire Unbundled Digital Loop 9.6 Kbps - Zone 2 | | 2 | UDL | UDL9X | 31.56 | 161.56 | 108.85 | 67.08 | 15.56 | | | | | | |
| | 4 Wire Unbundled Digital Loop 9.6 Kbps - Zone 3 | | 3 | UDL | UDL9X | 55.99 | 161.56 | 108.85 | 67.08 | 15.56 | | | | | | |
| | 4 Wire Unbundled Digital 19.2 Kbps - Zone 1 | | 1 | UDL | UDL19 | 22.20 | 161.56 | 108.85 | 67.08 | 15.56 | | | | | | |
| | 4 Wire Unbundled Digital 19.2 Kbps - Zone 2 | | 2 | UDL | UDL19 | 31.56 | 161.56 | 108.85 | 67.08 | 15.56 | | | | | | |
| | 4 Wire Unbundled Digital 19.2 Kbps - Zone 3 | | 3 | UDL | UDL19 | 55.99 | 161.56 | 108.85 | 67.08 | 15.56 | | | | | | |
| | 4 Wire Unbundled Digital Loop 56 Kbps - Zone 1 | | 1 | UDL | UDL56 | 22.20 | 161.56 | 108.85 | 67.08 | 15.56 | | | | | | |
| | 4 Wire Unbundled Digital Loop 56 Kbps - Zone 2 | | 2 | UDL | UDL56 | 31.56 | 161.56 | 108.85 | 67.08 | 15.56 | | | | | | |
| | 4 Wire Unbundled Digital Loop 56 Kbps - Zone 3 | | 3 | UDL | UDL56 | 55.99 | 161.56 | 108.85 | 67.08 | 15.56 | | | | | | |
| | 4 Wire Unbundled Digital Loop 64 Kbps - Zone 1 | | 1 | UDL | UDL64 | 22.20 | 161.56 | 108.85 | 67.08 | 15.56 | | | | | | |
| | 4 Wire Unbundled Digital Loop 64 Kbps - Zone 2 | | 2 | UDL | UDL64 | 31.56 | 161.56 | 108.85 | 67.08 | 15.56 | | | | | | |
| | 4 Wire Unbundled Digital Loop 64 Kbps - Zone 3 | | 3 | UDL | UDL64 | 55.99 | 161.56 | 108.85 | 67.08 | 15.56 | | | | | | |
| | Switch-As-Is Conversion rate per UNE Loop, Single LSR, (per DS0) | | | UDL | URES | | 8.98 | 8.98 | | | | | | | | |
| | Switch-As-Is Conversion rate per UNE Loop, Spreadsheet, (per DS0) | | | UDL | URESP | | 8.98 | 8.98 | | | | | | | | |
| | CLEC to CLEC Conversion Charge without outside dispatch | | | UDL | UREWO | | 102.11 | 49.74 | | | | | | | | |
| | 2-WIRE Unbundled COPPER LOOP | | | | | | | | | | | | | | | |
| | 2-Wire Unbundled Copper Loop-Designed including manual service inquiry & facility reservation - Zone 1 | | 1 | UCL | UCLPB | 8.30 | 148.50 | 102.82 | 75.05 | 15.63 | | | | | | |
| | 2-Wire Unbundled Copper Loop-Designed including manual service inquiry & facility reservation - Zone 2 | | 2 | UCL | UCLPB | 11.80 | 148.50 | 102.82 | 75.05 | 15.63 | | | | | | |
| | 2 Wire Unbundled Copper Loop-Designed including manual service inquiry & facility reservation - Zone 3 | | 3 | UCL | UCLPB | 20.94 | 148.50 | 102.82 | 75.05 | 15.63 | | | | | | |
| | 2-Wire Unbundled Copper Loop-Designed without manual service inquiry and facility reservation - Zone 1 | | 1 | UCL | UCLPW | 8.30 | 123.81 | 70.09 | 60.64 | 9.12 | | | | | | |
| | 2-Wire Unbundled Copper Loop-Designed without manual service inquiry and facility reservation - Zone 2 | | 2 | UCL | UCLPW | 11.80 | 123.81 | 70.09 | 60.64 | 9.12 | | | | | | |
| | 2-Wire Unbundled Copper Loop-Designed without manual service inquiry and facility reservation - Zone 3 | | 3 | UCL | UCLPW | 20.94 | 123.81 | 70.09 | 60.64 | 9.12 | | | | | | |
| | CLEC to CLEC Conversion Charge without outside dispatch (UCL -Des) | | | UCL | UREWO | | 97.21 | 42.47 | | | | | | | | |
| | Order Coordination for Unbundled Copper Loops (per loop) | | | UCL | UCLMC | | 9.00 | 9.00 | | | | | | | | |
| | 4-WIRE COPPER LOOP | | | | | | | | | | | | | | | |
| | 4-Wire Copper Loop-Designed including manual service inquiry and facility reservation - Zone 1 | | 1 | UCL | UCL4S | 11.83 | 177.87 | 132.76 | 77.15 | 17.73 | | | | | | |
| | 4-Wire Copper Loop-Designed including manual service inquiry and facility reservation - Zone 2 | | 2 | UCL | UCL4S | 16.81 | 177.87 | 132.76 | 77.15 | 17.73 | | | | | | |
| | 4-Wire Copper Loop-Designed including manual service inquiry and facility reservation - Zone 3 | | 3 | UCL | UCL4S | 29.82 | 177.87 | 132.76 | 77.15 | 17.73 | | | | | | |
| | 4-Wire Copper Loop-Designed without manual service inquiry and facility reservation - Zone 1 | | 1 | UCL | UCL4W | 11.83 | 153.18 | 100.03 | 62.74 | 11.22 | | | | | | |
| | 4-Wire Copper Loop-Designed without manual service inquiry and facility reservation - Zone 2 | | 2 | UCL | UCL4W | 16.81 | 153.18 | 100.03 | 62.74 | 11.22 | | | | | | |
| | 4-Wire Copper Loop-Designed without manual service inquiry and facility reservation - Zone 3 | | 3 | UCL | UCL4W | 29.82 | 153.18 | 100.03 | 62.74 | 11.22 | | | | | | |
| | Order Coordination for Unbundled Copper Loops (per loop) | | | UCL | UCLMC | | 9.00 | 9.00 | | | | | | | | |
| | CLEC to CLEC Conversion Charge without outside dispatch | | | UCL | UREWO | | 97.21 | 42.47 | | | | | | | | |
| | Order Coordination for Specified Conversion Time (per LSR) | | | UEA, UDN, UAL, UHL, UDL,USL | OCOSL | | 23.02 | | | | | | | | | |
| | Rearrangements | | | | | | | | | | | | | | | |
| | EEL to UNE-L Retermination, per 2 Wire Unbundled Voice Loop-SL2 | | | UEA | UREEL | | 87.71 | 36.35 | | | | | | | | |
| | EEL to UNE-L Retermination, per 4 Wire Unbundled Voice Loop | | | UEA | UREEL | | 87.71 | 36.35 | | | | | | | | |
| | EEL to UNE-L Retermination, per 2 Wire ISDN Loop | | | UDN | UREEL | | 91.61 | 44.15 | | | | | | | | |

| UNBUNDLED NETWORK ELEMENTS - Florida | | | | | | | | | | | | Attachment: 2 Exh A | | | |
|---|--|---------|------|-------|-------|-----------|----------------------------------|--------------------------------------|--|--|---|---|-------|-------|-------|
| CATEGORY | RATE ELEMENTS | Interim | Zone | BCS | USOC | RATES(\$) | Svc Order Submitted Elec per LSR | Svc Order Submitted Manually per LSR | Incremental Charge - Manual Svc Order vs. Electronic-1st | Incremental Charge - Manual Svc Order vs. Electronic-Add'l | Incremental Charge - Manual Svc Order vs. Electronic-Disc 1st | Incremental Charge - Manual Svc Order vs. Electronic-Disc Add'l | | | |
| | | | | | | | | | | | | | | | |
| | | | | | | Rec | Nonrecurring | | Nonrecurring Disconnect | | OSS Rates(\$) | | | | |
| | | | | | | | First | Add'l | First | Add'l | SOMEc | SOMAN | SOMAN | SOMAN | SOMAN |
| | EEL to UNE-L Retermination, per 4 Wire Unbundled Digital Loop | | | UDL | UREEL | | 102.11 | 49.74 | | | | | | | |
| | EEL to UNE-L Retermination, per 4 Wire Unbundled DS1 Loop | | | USL | UREEL | | 101.07 | 43.04 | | | | | | | |
| UNE LOOP COMMINGLING | | | | | | | | | | | | | | | |
| 2-WIRE ANALOG VOICE GRADE LOOP - COMMINGLING | | | | | | | | | | | | | | | |
| | 2-Wire Analog Voice Grade Loop - Service Level 2 w/Loop or Ground Start Signaling - Zone 1 | | 1 | NTCVG | UEAL2 | 12.24 | 135.75 | 82.47 | 63.53 | 12.01 | | | | | |
| | 2-Wire Analog Voice Grade Loop - Service Level 2 w/Loop or Ground Start Signaling - Zone 2 | | 2 | NTCVG | UEAL2 | 17.40 | 135.75 | 82.47 | 63.53 | 12.01 | | | | | |
| | 2-Wire Analog Voice Grade Loop - Service Level 2 w/Loop or Ground Start Signaling - Zone 3 | | 3 | NTCVG | UEAL2 | 30.87 | 135.75 | 82.47 | 63.53 | 12.01 | | | | | |
| | 2-Wire Analog Voice Grade Loop - Service Level 2 w/Reverse Battery Signaling - Zone 1 | | 1 | NTCVG | UEAR2 | 12.24 | 135.75 | 82.47 | 63.53 | 12.01 | | | | | |
| | 2-Wire Analog Voice Grade Loop - Service Level 2 w/Reverse Battery Signaling - Zone 2 | | 2 | NTCVG | UEAR2 | 17.40 | 135.75 | 82.47 | 63.53 | 12.01 | | | | | |
| | 2-Wire Analog Voice Grade Loop - Service Level 2 w/Reverse Battery Signaling - Zone 3 | | 3 | NTCVG | UEAR2 | 30.87 | 135.75 | 82.47 | 63.53 | 12.01 | | | | | |
| | Switch-As-Is Conversion rate per UNE Loop, Single LSR, (per DS0) | | | NTCVG | URES | | 8.98 | 8.98 | | | | | | | |
| | Switch-As-Is Conversion rate per UNE Loop, Spreadsheet, (per DS0) | | | NTCVG | URES | | 8.98 | 8.98 | | | | | | | |
| | CLEC to CLEC Conversion Charge without outside dispatch | | | NTCVG | UREWO | | 87.71 | 36.35 | | | | | | | |
| | Loop Tagging - Service Level 2 (SL2) | | | NTCVG | URETL | | 11.21 | 1.10 | | | | | | | |
| 4-WIRE ANALOG VOICE GRADE LOOP - COMMINGLING | | | | | | | | | | | | | | | |
| | 4-Wire Analog Voice Grade Loop - Zone 1 | | 1 | NTCVG | UEAL4 | 18.89 | 167.86 | 115.15 | 67.08 | 15.56 | | | | | |
| | 4-Wire Analog Voice Grade Loop - Zone 2 | | 2 | NTCVG | UEAL4 | 26.84 | 167.86 | 115.15 | 67.08 | 15.56 | | | | | |
| | 4-Wire Analog Voice Grade Loop - Zone 3 | | 3 | NTCVG | UEAL4 | 47.62 | 167.86 | 115.15 | 67.08 | 15.56 | | | | | |
| | Switch-As-Is Conversion rate per UNE Loop, Single LSR, (per DS0) | | | NTCVG | URES | | 8.98 | 8.98 | | | | | | | |
| | Switch-As-Is Conversion rate per UNE Loop, Spreadsheet, (per DS0) | | | NTCVG | URES | | 8.98 | 8.98 | | | | | | | |
| | CLEC to CLEC Conversion Charge without outside dispatch | | | NTCVG | UREWO | | 87.71 | 36.35 | | | | | | | |
| 4-WIRE DS1 DIGITAL LOOP - COMMINGLING | | | | | | | | | | | | | | | |
| | 4-Wire DS1 Digital Loop - Zone 1 | | 1 | NTCD1 | USLXX | 70.74 | 313.75 | 181.48 | 61.22 | 13.53 | | | | | |
| | 4-Wire DS1 Digital Loop - Zone 2 | | 2 | NTCD1 | USLXX | 100.54 | 313.75 | 181.48 | 61.22 | 13.53 | | | | | |
| | 4-Wire DS1 Digital Loop - Zone 3 | | 3 | NTCD1 | USLXX | 178.39 | 313.75 | 181.48 | 61.22 | 13.53 | | | | | |
| | Switch-As-Is Conversion rate per UNE Loop, Single LSR, (per DS1) | | | NTCD1 | URES | | 8.98 | 8.98 | | | | | | | |
| | Switch-As-Is Conversion rate per UNE Loop, Spreadsheet, (per DS1) | | | NTCD1 | URES | | 8.98 | 8.98 | | | | | | | |
| | CLEC to CLEC Conversion Charge without outside dispatch | | | NTCD1 | UREWO | | 101.07 | 43.04 | | | | | | | |
| 4-WIRE 19.2, 56 OR 64 KBPS DIGITAL GRADE LOOP - COMMINGLING | | | | | | | | | | | | | | | |
| | 3 Wire Unbundled Digital Loop 2.4 Kbps - Zone 1 | | 1 | NTCUD | UDL2X | 22.20 | 161.56 | 108.85 | 67.08 | 15.56 | | | | | |
| | 4 Wire Unbundled Digital Loop 2.4 Kbps - Zone 2 | | 2 | NTCUD | UDL2X | 31.56 | 161.56 | 108.85 | 67.08 | 15.56 | | | | | |
| | 4 Wire Unbundled Digital Loop 2.4 Kbps - Zone 3 | | 3 | NTCUD | UDL2X | 55.99 | 161.56 | 108.85 | 67.08 | 15.56 | | | | | |
| | 4 Wire Unbundled Digital Loop 4.8 Kbps - Zone 1 | | 1 | NTCUD | UDL4X | 22.20 | 161.56 | 108.85 | 67.08 | 15.56 | | | | | |
| | 4 Wire Unbundled Digital Loop 4.8 Kbps - Zone 2 | | 2 | NTCUD | UDL4X | 31.56 | 161.56 | 108.85 | 67.08 | 15.56 | | | | | |
| | 4 Wire Unbundled Digital Loop 4.8 Kbps - Zone 3 | | 3 | NTCUD | UDL4X | 55.99 | 161.56 | 108.85 | 67.08 | 15.56 | | | | | |
| | 4 Wire Unbundled Digital Loop 9.6 Kbps - Zone 1 | | 1 | NTCUD | UDL9X | 22.20 | 161.56 | 108.85 | 67.08 | 15.56 | | | | | |
| | 4 Wire Unbundled Digital Loop 9.6 Kbps - Zone 2 | | 2 | NTCUD | UDL9X | 31.56 | 161.56 | 108.85 | 67.08 | 15.56 | | | | | |
| | 4 Wire Unbundled Digital Loop 9.6 Kbps - Zone 3 | | 3 | NTCUD | UDL9X | 55.99 | 161.56 | 108.85 | 67.08 | 15.56 | | | | | |
| | 4 Wire Unbundled Digital 19.2 Kbps - Zone 1 | | 1 | NTCUD | UDL19 | 22.20 | 161.56 | 108.85 | 67.08 | 15.56 | | | | | |
| | 4 Wire Unbundled Digital 19.2 Kbps - Zone 2 | | 2 | NTCUD | UDL19 | 31.56 | 161.56 | 108.85 | 67.08 | 15.56 | | | | | |
| | 4 Wire Unbundled Digital 19.2 Kbps - Zone 3 | | 3 | NTCUD | UDL19 | 55.99 | 161.56 | 108.85 | 67.08 | 15.56 | | | | | |
| | 4 Wire Unbundled Digital Loop 56 Kbps - Zone 1 | | 1 | NTCUD | UDL56 | 22.20 | 161.56 | 108.85 | 67.08 | 15.56 | | | | | |
| | 4 Wire Unbundled Digital Loop 56 Kbps - Zone 2 | | 2 | NTCUD | UDL56 | 31.56 | 161.56 | 108.85 | 67.08 | 15.56 | | | | | |
| | 4 Wire Unbundled Digital Loop 56 Kbps - Zone 3 | | 3 | NTCUD | UDL56 | 55.99 | 161.56 | 108.85 | 67.08 | 15.56 | | | | | |
| | 4 Wire Unbundled Digital Loop 64 Kbps - Zone 1 | | 1 | NTCUD | UDL64 | 22.20 | 161.56 | 108.85 | 67.08 | 15.56 | | | | | |
| | 4 Wire Unbundled Digital Loop 64 Kbps - Zone 2 | | 2 | NTCUD | UDL64 | 31.56 | 161.56 | 108.85 | 67.08 | 15.56 | | | | | |

| UNBUNDLED NETWORK ELEMENTS - Florida | | | | | | | | | | | Attachment: 2 Exh A | | | | | |
|--------------------------------------|---|---------|------|---|--------|-----------|--------------|--------|-------------------------|----------------------------------|--------------------------------------|--|--|---|---|-------|
| CATEGORY | RATE ELEMENTS | Interim | Zone | BCS | USOC | RATES(\$) | | | | Svc Order Submitted Elec per LSR | Svc Order Submitted Manually per LSR | Incremental Charge - Manual Svc Order vs. Electronic-1st | Incremental Charge - Manual Svc Order vs. Electronic-Add'l | Incremental Charge - Manual Svc Order vs. Electronic-Disc 1st | Incremental Charge - Manual Svc Order vs. Electronic-Disc Add'l | |
| | | | | | | Rec | Nonrecurring | | Nonrecurring Disconnect | | OSS Rates(\$) | | | | | |
| | | | | | | | First | Add'l | First | Add'l | SOMEc | SOMAN | SOMAN | SOMAN | SOMAN | SOMAN |
| | 4 Wire Unbundled Digital Loop 64 Kbps - Zone 3 | | 3 | NTCUD | UDL64 | 55.99 | 161.56 | 108.85 | 67.08 | 15.56 | | | | | | |
| | Switch-As-Is Conversion rate per UNE Loop, Single LSR, (per DS0) | | | NTCUD | URES L | | 8.98 | 8.98 | | | | | | | | |
| | Switch-As-Is Conversion rate per UNE Loop, Spreadsheet, (per DS0) | | | NTCUD | URES P | | 8.98 | 8.98 | | | | | | | | |
| | CLEC to CLEC Conversion Charge without outside dispatch | | | NTCUD | UREWO | | 102.11 | 49.74 | | | | | | | | |
| | Order Coordination for Specified Conversion Time (per LSR) | | | NTCVG, NTCUD, NTCD1 | OCOSL | | 23.02 | | | | | | | | | |
| LOOP MODIFICATION | | | | | | | | | | | | | | | | |
| | Unbundled Loop Modification, Removal of Load Coils - 2 Wire pair less than or equal to 18k ft, per Unbundled Loop | | | UAL, UHL, UCL, UEQ, ULS, UEA, UEANL, UEPSR, UEPSB | ULM2L | | 0.00 | 0.00 | | | | | | | | |
| | Unbundled Loop Modification Removal of Load Coils - 4 Wire less than or equal to 18K ft, per Unbundled Loop | | | UHL, UCL, UEA | ULM4L | | 0.00 | 0.00 | | | | | | | | |
| | Unbundled Loop Modification Removal of Bridged Tap Removal, per unbundled loop | | | UAL, UHL, UCL, UEQ, ULS, UEA, UEANL, UEPSR, UEPSB | ULMBT | | 10.52 | 10.52 | | | | | | | | |
| SUB-LOOPS | | | | | | | | | | | | | | | | |
| | Sub-Loop Distribution | | | | | | | | | | | | | | | |
| | Sub-Loop - Per Cross Box Location - CLEC Feeder Facility Set-Up | | | UEANL, UEF | USBSA | | 487.23 | | | | | | | | | |
| | Sub-Loop - Per Cross Box Location - Per 25 Pair Panel Set-Up | | | UEANL, UEF | USBSB | | 6.25 | | | | | | | | | |
| | Sub-Loop - Per Building Equipment Room - CLEC Feeder Facility Set-Up | | | UEANL | USBSC | | 169.25 | | | | | | | | | |
| | Sub-Loop - Per Building Equipment Room - Per 25 Pair Panel Set-Up | | | UEANL | USBSD | | 38.65 | | | | | | | | | |
| | Sub-Loop Distribution Per 2-Wire Analog Voice Grade Loop - Zone 1 | | 1 | UEANL | USBN2 | 6.46 | 60.19 | 21.78 | 47.50 | 5.26 | | | | | | |
| | Sub-Loop Distribution Per 2-Wire Analog Voice Grade Loop - Zone 2 | | 2 | UEANL | USBN2 | 9.18 | 60.19 | 21.78 | 47.50 | 5.26 | | | | | | |
| | Sub-Loop Distribution Per 2-Wire Analog Voice Grade Loop - Zone 3 | | 3 | UEANL | USBN2 | 16.29 | 60.19 | 21.78 | 47.50 | 5.26 | | | | | | |
| | Order Coordination for Unbundled Sub-Loops, per sub-loop pair | | | UEANL | USBMC | | 9.00 | 9.00 | | | | | | | | |
| | Sub-Loop Distribution Per 4-Wire Analog Voice Grade Loop - Zone 1 | | 1 | UEANL | USBN4 | 7.37 | 68.83 | 30.42 | 49.71 | 6.60 | | | | | | |
| | Sub-Loop Distribution Per 4-Wire Analog Voice Grade Loop - Zone 2 | | 2 | UEANL | USBN4 | 10.47 | 68.83 | 30.42 | 49.71 | 6.60 | | | | | | |
| | Sub-Loop Distribution Per 4-Wire Analog Voice Grade Loop - Zone 3 | | 3 | UEANL | USBN4 | 18.58 | 68.83 | 30.42 | 49.71 | 6.60 | | | | | | |
| | Order Coordination for Unbundled Sub-Loops, per sub-loop pair | | | UEANL | USBMC | | 9.00 | 9.00 | | | | | | | | |
| | Sub-Loop 2-Wire Intrabuilding Network Cable (INC) | | | UEANL | USBR2 | 3.96 | 51.84 | 13.44 | 47.50 | 5.26 | | | | | | |
| | Order Coordination for Unbundled Sub-Loops, per sub-loop pair | | | UEANL | USBMC | | 9.00 | 9.00 | | | | | | | | |
| | Sub-Loop 4-Wire Intrabuilding Network Cable (INC) | | | UEANL | USBR4 | 9.37 | 55.91 | 17.51 | 49.71 | 6.60 | | | | | | |
| | Order Coordination for Unbundled Sub-Loops, per sub-loop pair | | | UEANL | USBMC | | 9.00 | 9.00 | | | | | | | | |
| | Loop Testing - Basic 1st Half Hour | | | UEANL | URET1 | | 77.09 | 0.00 | | | | | | | | |
| | Loop Testing - Basic Additional Half Hour | | | UEANL | URETA | | 33.12 | 33.12 | | | | | | | | |
| | 2 Wire Copper Unbundled Sub-Loop Distribution - Zone 1 | | 1 | UEF | UCS2X | 5.15 | 60.19 | 21.78 | 47.50 | 5.26 | | | | | | |
| | 2 Wire Copper Unbundled Sub-Loop Distribution - Zone 2 | | 2 | UEF | UCS2X | 7.31 | 60.19 | 21.78 | 47.50 | 5.26 | | | | | | |
| | 2 Wire Copper Unbundled Sub-Loop Distribution - Zone 3 | | 3 | UEF | UCS2X | 12.98 | 60.19 | 21.78 | 47.50 | 5.26 | | | | | | |
| | Order Coordination for Unbundled Sub-Loops, per sub-loop pair | | | UEF | USBMC | | 9.00 | 9.00 | | | | | | | | |
| | 4 Wire Copper Unbundled Sub-Loop Distribution - Zone 1 | | 1 | UEF | UCS4X | 5.36 | 68.83 | 30.42 | 49.71 | 6.60 | | | | | | |

| UNBUNDLED NETWORK ELEMENTS - Florida | | | | | | | | | | | Attachment: 2 Exh A | | | | | |
|--|--|---------|------|--|-------|-----------|--------------|--------|-------------------------|-------|----------------------------------|--------------------------------------|--|--|---|---|
| CATEGORY | RATE ELEMENTS | Interim | Zone | BCS | USOC | RATES(\$) | | | | | Svc Order Submitted Elec per LSR | Svc Order Submitted Manually per LSR | Incremental Charge - Manual Svc Order vs. Electronic-1st | Incremental Charge - Manual Svc Order vs. Electronic-Add'l | Incremental Charge - Manual Svc Order vs. Electronic-Disc 1st | Incremental Charge - Manual Svc Order vs. Electronic-Disc Add'l |
| | | | | | | Rec | Nonrecurring | | Nonrecurring Disconnect | | OSS Rates(\$) | | | | | |
| | | | | | | | First | Add'l | First | Add'l | SOMEc | SOMAN | SOMAN | SOMAN | SOMAN | SOMAN |
| | 4 Wire Copper Unbundled Sub-Loop Distribution - Zone 2 | | 2 | UEF | UCS4X | 7.61 | 68.83 | 30.42 | 49.71 | 6.60 | | | | | | |
| | 4 Wire Copper Unbundled Sub-Loop Distribution - Zone 3 | | 3 | UEF | UCS4X | 13.51 | 68.83 | 30.42 | 49.71 | 6.60 | | | | | | |
| | Order Coordination for Unbundled Sub-Loops, per sub-loop pair | | | UEF | USBMC | | 9.00 | 9.00 | | | | | | | | |
| | Loop Tagging Service Level 1, Unbundled Copper Loop, Non-Designed and Distribution Subloops | | | UEF, UEANL | URETL | | 8.93 | 0.88 | | | | | | | | |
| | Loop Testing - Basic 1st Half Hour | | | UEF | URET1 | | 48.65 | 0.00 | | | | | | | | |
| | Loop Testing - Basic Additional Half Hour | | | UEF | URETA | | 23.95 | 23.95 | | | | | | | | |
| | Unbundled Sub-Loop Modification | | | | | | | | | | | | | | | |
| | Unbundled Sub-Loop Modification - 2-W Copper Dist Load Coil/Equip Removal per 2-W PR | | | UEF | ULM2X | | 10.11 | 10.11 | | | | | | | | |
| | Unbundled Sub-loop Modification - 4-W Copper Dist Load Coil/Equip Removal per 4-W PR | | | UEF | ULM4X | | 10.11 | 10.11 | | | | | | | | |
| | Unbundled Loop Modification, Removal of Bridge Tap, per unbundled loop | | | UEF | ULMBT | | 15.58 | 15.58 | | | | | | | | |
| | Unbundled Network Terminating Wire (UNTW) | | | | | | | | | | | | | | | |
| | Unbundled Network Terminating Wire (UNTW) per Pair | | | UENTW | UENPP | 0.4572 | 18.02 | | | | | | | | | |
| | Network Interface Device (NID) | | | | | | | | | | | | | | | |
| | Network Interface Device (NID) - 1-2 lines | | | UENTW | UND12 | | 71.49 | 48.87 | | | | | | | | |
| | Network Interface Device (NID) - 1-6 lines | | | UENTW | UND16 | | 113.89 | 89.07 | | | | | | | | |
| | Network Interface Device Cross Connect - 2 W | | | UENTW | UNDC2 | | 7.63 | 7.63 | | | | | | | | |
| | Network Interface Device Cross Connect - 4W | | | UENTW | UNDC4 | | 7.63 | 7.63 | | | | | | | | |
| UNE OTHER, PROVISIONING ONLY - NO RATE | | | | | | | | | | | | | | | | |
| | | | | UAL, UCL, UDC, UDL, UDN, UEA, UHL, UEANL, UEF, UEQ, UENTW, NTCVG, NTCUD, NTCDD1, USL | UNECN | 0.00 | 0.00 | | | | | | | | | |
| | Unbundled Contact Name, Provisioning Only - no rate | | | USL, NTCDD1 | CCOSF | | 0.00 | | | | | | | | | |
| | Unbundled DS1 Loop - Superframe Format Option - no rate | | | | | | | | | | | | | | | |
| | Unbundled DS1 Loop - Expanded Superframe Format option - no rate | | | USL, NTCDD1 | CCOEF | | 0.00 | | | | | | | | | |
| | NID - Dispatch and Service Order for NID installation | | | UENTW | UNDBX | 0.00 | 0.00 | | | | | | | | | |
| | UNTW Circuit Establishment, Provisioning Only - No Rate | | | UENTW | UENCE | 0.00 | 0.00 | | | | | | | | | |
| LOOP MAKE-UP | | | | | | | | | | | | | | | | |
| | Loop Makeup - Preordering Without Reservation, per working or spare facility queried (Manual). | | | UMK | UMKLW | | 52.17 | 52.17 | | | | | | | | |
| | Loop Makeup - Preordering With Reservation, per spare facility queried (Manual). | | | UMK | UMKLP | | 55.07 | 55.07 | | | | | | | | |
| | Loop Makeup--With or Without Reservation, per working or spare facility queried (Mechanized) | | | UMK | UMKMQ | | 0.6784 | 0.6784 | | | | | | | | |
| LINE SPLITTING | | | | | | | | | | | | | | | | |
| | END USER ORDERING-CENTRAL OFFICE BASED | | | | | | | | | | | | | | | |
| | Line Splitting - per line activation DLEC owned splitter | | | UEPSR UEPSB | UREOS | 0.61 | | | | | | | | | | |
| | Line Splitting - per line activation BST owned - physical | | | UEPSR UEPSB | UREBP | 0.61 | 29.68 | 21.28 | 19.57 | 9.61 | | | | | | |
| | Line Splitting - per line activation BST owned - virtual | | | UEPSR UEPSB | UREBV | 1.134 | 29.68 | 21.28 | 19.57 | 9.61 | | | | | | |
| END USER ORDERING - REMOTE SITE LINE SPLITTING | | | | | | | | | | | | | | | | |
| UNBUNDLED EXCHANGE ACCESS LOOP | | | | | | | | | | | | | | | | |
| 2-WIRE ANALOG VOICE GRADE LOOP | | | | | | | | | | | | | | | | |
| | 2 Wire Analog Voice Grade Loop-Service Level 1-Line Splitting-Zone 1 | | 1 | UEPSR UEPSB | UEALS | 10.69 | 49.57 | 22.83 | 25.62 | 6.57 | | | | | | |
| | 2 Wire Analog Voice Grade Loop-Service Level 1-Line Splitting-Zone 1 | | 1 | UEPSR UEPSB | UEABS | 10.69 | 49.57 | 22.83 | 25.62 | 6.57 | | | | | | |
| | 2 Wire Analog Voice Grade Loop- Service Level 1-Line Splitting-Zone 2 | | 2 | UEPSR UEPSB | UEALS | 15.20 | 49.57 | 22.83 | 25.62 | 6.57 | | | | | | |
| | 2 Wire Analog Voice Grade Loop- Service Level 1-Line Splitting-Zone 2 | | 2 | UEPSR UEPSB | UEABS | 15.20 | 49.57 | 22.83 | 25.62 | 6.57 | | | | | | |
| | 2 Wire Analog Voice Grade Loop-Service Level 1-Line Splitting-Zone 3 | | 3 | UEPSR UEPSB | UEALS | 26.97 | 49.57 | 22.83 | 25.62 | 6.57 | | | | | | |

| UNBUNDLED NETWORK ELEMENTS - Florida | | | | | | | | | | Attachment: 2 Exh A | | | | | |
|--------------------------------------|--|---------|------|-------------|-------|-----------|--------------|--------|-------------------------|----------------------------------|--------------------------------------|--|--|---|---|
| CATEGORY | RATE ELEMENTS | Interim | Zone | BCS | USOC | RATES(\$) | | | | Svc Order Submitted Elec per LSR | Svc Order Submitted Manually per LSR | Incremental Charge - Manual Svc Order vs. Electronic-1st | Incremental Charge - Manual Svc Order vs. Electronic-Add'l | Incremental Charge - Manual Svc Order vs. Electronic-Disc 1st | Incremental Charge - Manual Svc Order vs. Electronic-Disc Add'l |
| | | | | | | Rec | Nonrecurring | | Nonrecurring Disconnect | | OSS Rates(\$) | | | | |
| | | | | | | | First | Add'l | First | Add'l | SOMEK | SOMAN | SOMAN | SOMAN | SOMAN |
| | 2 Wire Analog Voice Grade Loop-Service Level 1-Line Splitting-Zone 3 | | 3 | UEPSR UEPSB | UEABS | 26.97 | 49.57 | 22.83 | 25.62 | 6.57 | | | | | |
| | PHYSICAL COLLOCATION | | | | | | | | | | | | | | |
| | Physical Collocation-2 Wire Cross Connects (Loop) for Line Splitting | | | UEPSR UEPSB | PE1LS | 0.0276 | 8.22 | 7.22 | 5.74 | 4.58 | | | | | |
| | VIRTUAL COLLOCATION | | | | | | | | | | | | | | |
| | Virtual Collocation-2 Wire Cross Connects (Loop) for Line Splitting | | | UEPSR UEPSB | VE1LS | 0.0502 | 11.57 | 11.57 | 0.00 | 0.00 | | | | | |
| | UNBUNDLED DEDICATED TRANSPORT | | | | | | | | | | | | | | |
| | INTEROFFICE CHANNEL - DEDICATED TRANSPORT | | | | | | | | | | | | | | |
| | Interoffice Channel - 2-Wire Voice Grade - per mile | | | U1TVX | 1L5XX | 0.0091 | | | | | | | | | |
| | Interoffice Channel - 2-Wire Voice Grade - Facility Termination | | | U1TVX | U1TV2 | 25.32 | 47.35 | 31.78 | 18.31 | 7.03 | | | | | |
| | Interoffice Channel - 2-Wire Voice Grade Rev Bat. - per mile | | | U1TVX | 1L5XX | 0.0091 | | | | | | | | | |
| | Interoffice Channel - 4-Wire Voice Grade - per mile | | | U1TVX | 1L5XX | 0.0091 | | | | | | | | | |
| | Interoffice Channel - 4- Wire Voice Grade - Facility Termination | | | U1TVX | U1TV4 | 22.58 | 47.35 | 31.78 | 18.31 | 7.03 | | | | | |
| | Interoffice Channel - 56 kbps - per mile | | | U1TDX | 1L5XX | 0.0091 | | | | | | | | | |
| | Interoffice Channel - 56 kbps - Facility Termination | | | U1TDX | U1TD5 | 18.44 | 47.35 | 31.78 | 18.31 | 7.03 | | | | | |
| | Interoffice Channel - 64 kbps - per mile | | | U1TDX | 1L5XX | 0.0091 | | | | | | | | | |
| | Interoffice Channel - 64 kbps - Facility Termination | | | U1TDX | U1TD6 | 18.44 | 47.35 | 31.78 | 18.31 | 7.03 | | | | | |
| | Interoffice Channel - DS1 - per mile | | | U1TD1 | 1L5XX | 0.1856 | | | | | | | | | |
| | Interoffice Channel - DS1 - Facility Termination | | | U1TD1 | U1TF1 | 88.44 | 105.54 | 98.47 | 21.47 | 19.05 | | | | | |
| | Interoffice Channel - DS3 - per mile | | | U1TD3 | 1L5XX | 3.87 | | | | | | | | | |
| | Interoffice Channel - DS3 - Facility Termination | | | U1TD3 | U1TF3 | 1,071.00 | 335.46 | 219.28 | 72.03 | 70.56 | | | | | |
| | Interoffice Channel - STS-1 - per mile | | | U1TS1 | 1L5XX | 3.87 | | | | | | | | | |
| | Interoffice Channel - STS-1 - Facility Termination | | | U1TS1 | U1TFS | 1,056.00 | 335.46 | 219.28 | 72.03 | 70.56 | | | | | |
| | UNBUNDLED DARK FIBER - Stand Alone or in Combination | | | | | | | | | | | | | | |
| | Dark Fiber - Interoffice Transport, Per Four Fiber Strands, Per Route Mile Or Fraction Thereof | | | UDF, UDFCX | 1L5DF | 26.85 | | | | | | | | | |
| | Dark Fiber - Interoffice Transport, Per Four Fiber Strands, Per Route Mile Or Fraction Thereof | | | UDF, UDFCX | UDF14 | | 751.34 | 193.88 | | | | | | | |
| | HIGH CAPACITY UNBUNDLED LOCAL LOOP | | | | | | | | | | | | | | |
| | DS-3/STS-1 UNBUNDLED LOCAL LOOP - Stand Alone | | | | | | | | | | | | | | |
| | DS3 Unbundled Local Loop - per mile | | | UE3 | 1L5ND | 10.92 | | | | | | | | | |
| | DS3 Unbundled Local Loop - Facility Termination | | | UE3 | UE3PX | 386.88 | 556.37 | 343.01 | 139.13 | 96.84 | | | | | |
| | STS-1Unbundled Local Loop - per mile | | | UDLSX | 1L5ND | 10.92 | | | | | | | | | |
| | STS-1 Unbundled Local Loop - Facility Termination | | | UDLSX | UDLS1 | 426.60 | 556.37 | 343.01 | 139.13 | 96.84 | | | | | |
| | ENHANCED EXTENDED LINK (EELs) | | | | | | | | | | | | | | |
| | Network Elements Used in Combinations | | | | | | | | | | | | | | |
| | 2-Wire VG Loop (SL2) in Combination - Zone 1 | | 1 | UNCVX | UEAL2 | 12.24 | 127.59 | 60.54 | 48.00 | 6.31 | | | | | |
| | 2-Wire VG Loop (SL2) in Combination - Zone 2 | | 2 | UNCVX | UEAL2 | 17.40 | 127.59 | 60.54 | 48.00 | 6.31 | | | | | |
| | 2-Wire VG Loop (SL2) in Combination - Zone 3 | | 3 | UNCVX | UEAL2 | 30.87 | 127.59 | 60.54 | 48.00 | 6.31 | | | | | |
| | 4-Wire Analog Voice Grade Loop in Combination - Zone 1 | | 1 | UNCVX | UEAL4 | 18.89 | 127.59 | 60.54 | 48.00 | 6.31 | | | | | |
| | 4-Wire Analog Voice Grade Loop in Combination - Zone 2 | | 2 | UNCVX | UEAL4 | 26.84 | 127.59 | 60.54 | 48.00 | 6.31 | | | | | |
| | 4-Wire Analog Voice Grade Loop in Combination - Zone 3 | | 3 | UNCVX | UEAL4 | 47.62 | 127.59 | 60.54 | 48.00 | 6.31 | | | | | |
| | 2-Wire ISDN Loop in Combination - Zone 1 | | 1 | UNCNX | U1L2X | 19.28 | 127.59 | 60.54 | 48.00 | 6.31 | | | | | |
| | 2-Wire ISDN Loop in Combination - Zone 2 | | 2 | UNCNX | U1L2X | 27.40 | 127.59 | 60.54 | 48.00 | 6.31 | | | | | |
| | 2-Wire ISDN Loop in Combination - Zone 3 | | 3 | UNCNX | U1L2X | 48.62 | 127.59 | 60.54 | 48.00 | 6.31 | | | | | |
| | 4-Wire 56Kbps Digital Grade Loop in Combination - Zone 1 | | 1 | UNCDX | UDL56 | 22.20 | 127.59 | 60.54 | 48.00 | 6.31 | | | | | |
| | 4-Wire 56Kbps Digital Grade Loop in Combination - Zone 2 | | 2 | UNCDX | UDL56 | 31.56 | 127.59 | 60.54 | 48.00 | 6.31 | | | | | |
| | 4-Wire 56Kbps Digital Grade Loop in Combination - Zone 3 | | 3 | UNCDX | UDL56 | 55.99 | 127.59 | 60.54 | 48.00 | 6.31 | | | | | |
| | 4-Wire 64Kbps Digital Grade Loop in Combination - Zone 1 | | 1 | UNCDX | UDL64 | 22.20 | 127.59 | 60.54 | 48.00 | 6.31 | | | | | |
| | 4-Wire 64Kbps Digital Grade Loop in Combination - Zone 2 | | 2 | UNCDX | UDL64 | 31.56 | 127.59 | 60.54 | 48.00 | 6.31 | | | | | |
| | 4-Wire 64Kbps Digital Grade Loop in Combination - Zone 3 | | 3 | UNCDX | UDL64 | 55.99 | 127.59 | 60.54 | 48.00 | 6.31 | | | | | |
| | 4-Wire DS1 Digital Loop in Combination - Zone 1 | | 1 | UNC1X | USLXX | 70.74 | 217.75 | 121.62 | 51.44 | 14.45 | | | | | |
| | 4-Wire DS1 Digital Loop in Combination - Zone 2 | | 2 | UNC1X | USLXX | 100.54 | 217.75 | 121.62 | 51.44 | 14.45 | | | | | |
| | 4-Wire DS1 Digital Loop in Combination - Zone 3 | | 3 | UNC1X | USLXX | 178.39 | 217.75 | 121.62 | 51.44 | 14.45 | | | | | |
| | DS3 Local Loop in combination - per mile | | | UNC3X | 1L5ND | 10.92 | | | | | | | | | |
| | DS3 Local Loop in combination - Facility Termination | | | UNC3X | UE3PX | 386.88 | 244.42 | 154.73 | 67.10 | 26.27 | | | | | |

| UNBUNDLED NETWORK ELEMENTS - Florida | | | | | | | | | | | Attachment: 2 Exh A | | | | | |
|--------------------------------------|---|---------|------|---|-------|-----------|--------------|--------|-------------------------|----------------------------------|--------------------------------------|--|--|---|---|-------|
| CATEGORY | RATE ELEMENTS | Interim | Zone | BCS | USOC | RATES(\$) | | | | Svc Order Submitted Elec per LSR | Svc Order Submitted Manually per LSR | Incremental Charge - Manual Svc Order vs. Electronic-1st | Incremental Charge - Manual Svc Order vs. Electronic-Add'l | Incremental Charge - Manual Svc Order vs. Electronic-Disc 1st | Incremental Charge - Manual Svc Order vs. Electronic-Disc Add'l | |
| | | | | | | Rec | Nonrecurring | | Nonrecurring Disconnect | | OSS Rates(\$) | | | | | |
| | | | | | | | First | Add'l | First | Add'l | SOMEc | SOMAN | SOMAN | SOMAN | SOMAN | SOMAN |
| | STS-1 Local Loop in combination - per mile | | | UNCSX | 1L5ND | 10.92 | | | | | | | | | | |
| | STS-1 Local Loop in combination - Facility Termination | | | UNCSX | UDLS1 | 426.60 | 244.42 | 154.73 | 67.10 | 26.27 | | | | | | |
| | Interoffice Channel in combination - 2-wire VG - per mile | | | UNCVX | 1L5XX | 0.0091 | | | | | | | | | | |
| | Interoffice Channel in combination - 2-wire VG - Facility Termination | | | UNCVX | U1TV2 | 25.32 | 94.70 | 52.59 | 45.28 | 18.03 | | | | | | |
| | Interoffice Channel in combination - 4-wire VG - per mile | | | UNCVX | 1L5XX | 0.0091 | | | | | | | | | | |
| | Interoffice Channel in combination - 4-wire VG - Facility Termination | | | UNCVX | U1TV4 | 22.58 | 94.70 | 52.59 | 45.28 | 18.03 | | | | | | |
| | Interoffice Channel in combination - 4-wire 56 kbps - per mile | | | UNCDX | 1L5XX | 0.0091 | | | | | | | | | | |
| | Interoffice Channel in combination - 4-wire 56 kbps - Facility Termination | | | UNCDX | U1TD5 | 18.44 | 94.70 | 52.59 | 45.28 | 18.03 | | | | | | |
| | Interoffice Channel in combination - 4-wire 64 kbps - per mile | | | UNCDX | 1L5XX | 0.0091 | | | | | | | | | | |
| | Interoffice Channel in combination - 4-wire 64 kbps - Facility Termination | | | UNCDX | U1TD6 | 18.44 | 94.70 | 52.59 | 45.28 | 18.03 | | | | | | |
| | Interoffice Channel in combination - DS1 - per mile | | | UNC1X | 1L5XX | 0.1856 | | | | | | | | | | |
| | Interoffice Channel in combination - DS1 Facility Termination | | | UNC1X | U1TF1 | 88.44 | 174.46 | 122.46 | 45.61 | 17.95 | | | | | | |
| | Interoffice Channel in combination - DS3 - per mile | | | UNC3X | 1L5XX | 3.87 | | | | | | | | | | |
| | Interoffice Channel in combination - DS3 - Facility Termination | | | UNC3X | U1TF3 | 1,071.00 | 320.00 | 138.20 | 38.60 | 18.81 | | | | | | |
| | Interoffice Channel in combination - STS-1 - per mile | | | UNCSX | 1L5XX | 3.87 | | | | | | | | | | |
| | Interoffice Channel in combination - STS-1 Facility Termination | | | UNCSX | U1TFS | 1,056.00 | 320.00 | 138.20 | 38.60 | 18.81 | | | | | | |
| ADDITIONAL NETWORK ELEMENTS | | | | | | | | | | | | | | | | |
| Optional Features & Functions: | | | | | | | | | | | | | | | | |
| | Clear Channel Capability Extended Frame Option - per DS1 | I | | U1TD1, ULDD1, UNC1X | CCOEF | | 0.00 | 0.00 | | | | | | | | |
| | Clear Channel Capability Super FrameOption - per DS1 | I | | U1TD1, ULDD1, UNC1X | CCOSF | | 0.00 | 0.00 | | | | | | | | |
| | Clear Channel Capability (SF/ESF) Option - Subsequent Activity - per DS1 | I | | ULDD1, U1TD1, UNC1X, USL | NRCCC | | 184.92 | 23.82 | 2.07 | 0.80 | | | | | | |
| | C-bit Parity Option - Subsequent Activity - per DS3 | i | | U1TD3, ULDD3, UE3, UNC3X | NRCC3 | | 219.09 | 7.67 | 0.773 | 0.00 | | | | | | |
| | DS1/DS0 Channel System | | | UNC1X | MQ1 | 146.77 | 57.28 | 14.74 | 1.50 | 1.34 | | | | | | |
| | DS3/DS1Channel System | | | UNC3X, UNCSX | MQ3 | 211.19 | 115.60 | 56.54 | 12.16 | 4.26 | | | | | | |
| | Voice Grade COCI in combination | | | UNCVX | 1D1VG | 1.38 | 6.71 | 4.84 | | | | | | | | |
| | Voice Grade COCI - for Stand Alone Local Loop | | | UEA | 1D1VG | 1.38 | 6.71 | 4.84 | 0.00 | 0.00 | | | | | | |
| | Voice Grade COCI - for connection to a channelized DS1 Local Channel in the same SWC as collocation | | | U1TUC | 1D1VG | 1.38 | 6.71 | 4.84 | 0.00 | 0.00 | | | | | | |
| | OCU-DP COCI (2.4-64kbs) in combination | | | UNCDX | 1D1DD | 2.10 | 6.71 | 4.84 | 0.00 | 0.00 | | | | | | |
| | OCU-DP COCI (2.4-64kbs) - for Stand Alone Local Loop | | | UDL | 1D1DD | 2.10 | 6.71 | 4.84 | 0.00 | 0.00 | | | | | | |
| | OCU-DP COCI (2.4-64kbs) - for connection to a channelized DS1 Local Channel in the same SWC as collocation | | | U1TUD | 1D1DD | 2.10 | 6.71 | 4.84 | 0.00 | 0.00 | | | | | | |
| | 2-wire ISDN COCI (BRITE) in combination | | | UNCNX | UC1CA | 3.66 | 6.71 | 4.84 | 0.00 | 0.00 | | | | | | |
| | 2-wire ISDN COCI (BRITE) - for a Local Loop | | | UDN | UC1CA | 3.66 | 6.71 | 4.84 | 0.00 | 0.00 | | | | | | |
| | 2-wire ISDN COCI (BRITE) - for connection to a channelized DS1 Local Channel in the same SWC as collocation | | | U1TUB | UC1CA | 3.66 | 6.71 | 4.84 | 0.00 | 0.00 | | | | | | |
| | DS1 COCI in combination | | | UNC1X | UC1D1 | 13.76 | 6.71 | 4.84 | 0.00 | 0.00 | | | | | | |
| | DS1 COCI - for Stand Alone Local Channel | | | ULDD1 | UC1D1 | 13.76 | 6.71 | 4.84 | 0.00 | 0.00 | | | | | | |
| | DS1 COCI - for Stand Alone Interoffice Channel | | | U1TD1 | UC1D1 | 13.76 | 6.71 | 4.84 | 0.00 | 0.00 | | | | | | |
| | DS1 COCI - for Stand Alone Local Loop | | | USL | UC1D1 | 13.76 | 6.71 | 4.84 | 0.00 | 0.00 | | | | | | |
| | DS1 COCI - for connection to a channelized DS1 Local Channel in the same SWC as collocation | | | U1TUA | UC1D1 | 13.76 | 6.71 | 4.84 | 0.00 | 0.00 | | | | | | |
| | Wholesale - UNE, Switch-As-Is Conversion Charge | | | UNCVX, UNCDX, UNC1X, UNC3X, UNCSX, UDFCX, XDH1X, HFQC6, XDD2X, XDV6X, XDDFX, XDD4X, HFRST | UNCCC | | 8.98 | 8.98 | | | | | | | | |

| UNBUNDLED NETWORK ELEMENTS - Florida | | | | | | | | | | | | Attachment: 2 Exh A | | | | |
|--------------------------------------|---|---|---------|------|---|-------|-----------|--------------|-------|-------------------------|----------------------------------|--------------------------------------|--|--|---|---|
| CATEGORY | RATE ELEMENTS | | Interim | Zone | BCS | USOC | RATES(\$) | | | | Svc Order Submitted Elec per LSR | Svc Order Submitted Manually per LSR | Incremental Charge - Manual Svc Order vs. Electronic-1st | Incremental Charge - Manual Svc Order vs. Electronic-Add'l | Incremental Charge - Manual Svc Order vs. Electronic-Disc 1st | Incremental Charge - Manual Svc Order vs. Electronic-Disc Add'l |
| | | | | | | | Rec | Nonrecurring | | Nonrecurring Disconnect | | OSS Rates(\$) | | | | |
| | | | | | | | | First | Add'l | First | Add'l | SOMEc | SOMAN | SOMAN | SOMAN | SOMAN |
| | | Unbundled Misc Rate Element, SNE SAI, Single Network Element - Switch As Is Non-recurring Charge, per circuit (LSR) | | | U1TVX, U1TDX, U1TD1, U1TD3, U1TS1, UDF, UE3 | URES | | 8.98 | 8.98 | | | | | | | |
| | | Unbundled Misc Rate Element, SNE SAI, Single Network Element - Switch As Is Non-recurring Charge, incremental charge per circuit on a spreadsheet | | | U1TVX, U1TDX, U1TD1, U1TD3, U1TS1, UDF, UE3 | URES | | 8.98 | 8.98 | | | | | | | |
| | Access to DCS - Customer Reconfiguration (FlexServ) | | | | | | | | | | | | | | | |
| | | Customer Reconfiguration Establishment | | | | | | 1.63 | | 1.63 | | | | | | |
| | | DS1 DCS Termination with DS0 Switching | | | | | 27.39 | 32.89 | 23.58 | 16.96 | 12.77 | | | | | |
| | | DS1 DCS Termination with DS1 Switching | | | | | 11.70 | 25.07 | 15.76 | 13.05 | 8.86 | | | | | |
| | | DS3 DCS Termination with DS1 Switching | | | | | 146.81 | 32.89 | 23.58 | 16.96 | 12.77 | | | | | |
| | Node (SynchroNet) | | | | | | | | | | | | | | | |
| | | Node per month | | | UNCDX | UNCNT | 16.35 | | | | | | | | | |
| | Service Rearrangements | | | | | | | | | | | | | | | |
| | | NRC - Change in Facility Assignment per circuit Service Rearrangement | I | | U1TVX, U1TDX, UEA, UDL, U1TUC, U1TUD, U1TUB, ULDVX, ULDDX, UNCVX, UNCDX, UNC1X | URETD | | 101.07 | 43.04 | | | | | | | |
| | | NRC - Change in Facility Assignment per circuit Project Management (added to CFA per circuit if project managed) | I | | U1TVX, U1TDX, UEA, UDL, U1TUC, U1TUD, U1TUB, ULDVX, ULDDX, UNCVX, UNCDX, UNC1X | URETB | | 3.67 | 3.67 | | | | | | | |
| | | NRC - Order Coordination Specific Time - Dedicated Transport | I | | UNC1X, UNC3X | OCOSR | | 18.90 | 18.90 | | | | | | | |
| | | UNE Reconfiguration Change Charge per Circuit | I | | UNC1X | URERC | | 35.00 | 35.00 | | | | | | | |
| | | UNE Reconfiguration Change Charge per Circuit Project Managed | I | | UNC1X | URERP | | 3.67 | 3.67 | | | | | | | |
| COMMINGLING | | | | | | | | | | | | | | | | |
| | | Commingling Authorization | | | UNCVX, UNCDX, UNC1X, UNC3X, UNCSX, U1TD1, U1TD3, U1TS1, UE3, UDLSX, U1TVX, U1TDX, U1TUB, ULDVX, ULDD1, ULDD3, ULDS1 | CMGAU | 0.00 | 0.00 | 0.00 | 0.00 | 0.00 | | | | | |
| | Commingled (UNE part of single bandwidth circuit) | | | | | | | | | | | | | | | |
| | | Commingled VG COCI | | | XDV2X, NTCVG | 1D1VG | 1.38 | 6.71 | 4.84 | 0.00 | 0.00 | | | | | |
| | | Commingled Digital COCI | | | XDV6X, NTCUD | 1D1DD | 2.10 | 6.71 | 4.84 | 0.00 | 0.00 | | | | | |
| | | Commingled ISDN COCI | | | XDD4X | UC1CA | 3.66 | 6.71 | 4.84 | 0.00 | 0.00 | | | | | |
| | | Commingled 2-wire VG Interoffice Channel | | | XDV2X | U1TV2 | 25.32 | 94.70 | 52.59 | 45.28 | 18.03 | | | | | |
| | | Commingled 4-wire VG Interoffice Channel | | | XDV6X | U1TV4 | 22.58 | 94.70 | 52.59 | 45.28 | 18.03 | | | | | |
| | | Commingled 56kbps Interoffice Channel | | | XDD4X | U1TD5 | 18.44 | 94.70 | 52.59 | 45.28 | 18.03 | | | | | |
| | | Commingled 64kbps Interoffice Channel | | | XDD4X | U1TD6 | 18.44 | 94.70 | 52.59 | 45.28 | 18.03 | | | | | |
| | | Commingled VG/DS0 Interoffice Channel Mileage | | | XDV2X, XDV6X, XDD4X | 1L5XX | 0.0091 | | | | | | | | | |
| | | Commingled 2-wire Local Loop Zone 1 | | 1 | XDV2X | UEAL2 | 12.24 | 127.59 | 60.54 | 48.00 | 6.31 | | | | | |
| | | Commingled 2-wire Local Loop Zone 2 | | 2 | XDV2X | UEAL2 | 17.40 | 127.59 | 60.54 | 48.00 | 6.31 | | | | | |
| | | Commingled 2-wire Local Loop Zone 3 | | 3 | XDV2X | UEAL2 | 30.87 | 127.59 | 60.54 | 48.00 | 6.31 | | | | | |
| | | Commingled 4-wire Local Loop Zone 1 | | 1 | XDV6X | UEAL4 | 18.89 | 127.59 | 60.54 | 48.00 | 6.31 | | | | | |
| | | Commingled 4-wire Local Loop Zone 2 | | 2 | XDV6X | UEAL4 | 26.84 | 127.59 | 60.54 | 48.00 | 6.31 | | | | | |
| | | Commingled 4-wire Local Loop Zone 3 | | 3 | XDV6X | UEAL4 | 47.62 | 127.59 | 60.54 | 48.00 | 6.31 | | | | | |
| | | Commingled 56kbps Local Loop Zone 1 | | 1 | XDD4X | UDL56 | 22.20 | 127.59 | 60.54 | 48.00 | 6.31 | | | | | |
| | | Commingled 56kbps Local Loop Zone 2 | | 2 | XDD4X | UDL56 | 31.56 | 127.59 | 60.54 | 48.00 | 6.31 | | | | | |
| | | Commingled 56kbps Local Loop Zone 3 | | 3 | XDD4X | UDL56 | 55.99 | 127.59 | 60.54 | 48.00 | 6.31 | | | | | |

| UNBUNDLED NETWORK ELEMENTS - Florida | | | | | | | | | | | | Attachment: 2 Exh A | | | | |
|--|--|---------|------|--------------|-------|-----------|--------------|--------|-------------------------|--------|----------------------------------|--------------------------------------|--|--|---|---|
| CATEGORY | RATE ELEMENTS | Interim | Zone | BCS | USOC | RATES(\$) | | | | | Svc Order Submitted Elec per LSR | Svc Order Submitted Manually per LSR | Incremental Charge - Manual Svc Order vs. Electronic-1st | Incremental Charge - Manual Svc Order vs. Electronic-Add'l | Incremental Charge - Manual Svc Order vs. Electronic-Disc 1st | Incremental Charge - Manual Svc Order vs. Electronic-Disc Add'l |
| | | | | | | Rec | Nonrecurring | | Nonrecurring Disconnect | | OSS Rates(\$) | | | | | |
| | | | | | | | First | Add'l | First | Add'l | SOMEC | SOMAN | SOMAN | SOMAN | SOMAN | SOMAN |
| | Commingle 64kbps Local Loop Zone 1 | | 1 | XDD4X | UDL64 | 22.20 | 127.59 | 60.54 | 48.00 | 6.31 | | | | | | |
| | Commingle 64kbps Local Loop Zone 2 | | 2 | XDD4X | UDL64 | 31.56 | 127.59 | 60.54 | 48.00 | 6.31 | | | | | | |
| | Commingle 64kbps Local Loop Zone 3 | | 3 | XDD4X | UDL64 | 55.99 | 127.59 | 60.54 | 48.00 | 6.31 | | | | | | |
| | Commingle ISDN Local Loop Zone 1 | | 1 | XDD4X | U1L2X | 19.28 | 127.59 | 60.54 | 48.00 | 6.31 | | | | | | |
| | Commingle ISDN Local Loop Zone 2 | | 2 | XDD4X | U1L2X | 27.40 | 127.59 | 60.54 | 48.00 | 6.31 | | | | | | |
| | Commingle ISDN Local Loop Zone 3 | | 3 | XDD4X | U1L2X | 48.62 | 127.59 | 60.54 | 48.00 | 6.31 | | | | | | |
| | Commingle DS1 COCI | | | XDH1X, NTC1 | UC1D1 | 13.76 | 6.71 | 4.84 | 0.00 | 0.00 | | | | | | |
| | Commingle DS1 Interoffice Channel | | | XDH1X | U1TF1 | 88.44 | 174.46 | 122.46 | 45.61 | 17.95 | | | | | | |
| | Commingle DS1 Interoffice Channel Mileage | | | XDH1X | 1L5XX | 0.1856 | | | | | | | | | | |
| | Commingle DS1/DS0 Channel System | | | XDH1X | MQ1 | 146.77 | 57.28 | 14.74 | 1.50 | 1.34 | | | | | | |
| | Commingle DS1 Local Loop Zone 1 | | 1 | XDH1X | USLXX | 70.74 | 217.75 | 121.62 | 51.44 | 14.45 | | | | | | |
| | Commingle DS1 Local Loop Zone 2 | | 2 | XDH1X | USLXX | 100.54 | 217.75 | 121.62 | 51.44 | 14.45 | | | | | | |
| | Commingle DS1 Local Loop Zone 3 | | 3 | XDH1X | USLXX | 178.39 | 217.75 | 121.62 | 51.44 | 14.45 | | | | | | |
| | Commingle DS3 Local Loop | | | HFQC6 | UE3PX | 386.88 | 244.42 | 154.73 | 67.10 | 26.27 | | | | | | |
| | Commingle DS3/STS-1 Local Loop Mileage | | | HFQC6, HFRST | 1L5ND | 10.92 | | | | | | | | | | |
| | Commingle STS-1 Local Loop | | | HFRST | UDLS1 | 426.60 | 244.42 | 154.73 | 67.10 | 26.27 | | | | | | |
| | Commingle DS3/DS1 Channel System | | | HFQC6 | MQ3 | 211.19 | 115.60 | 56.54 | 12.16 | 4.26 | | | | | | |
| | Commingle DS3 Interoffice Channel | | | HFQC6 | U1TF3 | 1,071.00 | 320.00 | 138.20 | 38.60 | 18.81 | | | | | | |
| | Commingle DS3 Interoffice Channel Mileage | | | HFQC6 | 1L5XX | 3.87 | | | | | | | | | | |
| | Commingle STS-1Interoffice Channel | | | HFRST | U1TFS | 1,056.00 | 320.00 | 138.20 | 38.60 | 18.81 | | | | | | |
| | Commingle STS-1Interoffice Channel Mileage | | | HFRST | 1L5XX | 3.87 | | | | | | | | | | |
| | Commingle Dark Fiber - Interoffice Transport, Per Four Fiber Strands, Per Route Mile Or Fraction Thereof | | | HEQDL | 1L5DF | 26.85 | | | | | | | | | | |
| | Commingle Dark Fiber - Interoffice Transport, Per Four Fiber Strands, Per Route Mile Or Fraction Thereof | | | HEQDL | UDF14 | | 751.34 | 193.88 | | | | | | | | |
| | UNE to Commingle Conversion Tracking | | | XDH1X, HFQC6 | CMGUN | 0.00 | 0.00 | 0.00 | 0.00 | 0.00 | | | | | | |
| | SPA to Commingle Conversion Tracking | | | XDH1X, HFQC6 | CMGSP | 0.00 | 0.00 | 0.00 | 0.00 | 0.00 | | | | | | |
| LNP Query Service | | | | | | | | | | | | | | | | |
| | LNP Charge Per query | | | | | 0.000852 | | | | | | | | | | |
| | LNP Service Establishment Manual | | | | | | 13.83 | 13.83 | 12.71 | 12.71 | | | | | | |
| | LNP Service Provisioning with Point Code Establishment | | | | | | 655.50 | 334.88 | 297.03 | 218.40 | | | | | | |
| 911 PBX LOCATE | | | | | | | | | | | | | | | | |
| | 911 PBX LOCATE DATABASE CAPABILITY | | | | | | | | | | | | | | | |
| | Service Establishment per CLEC per End User Account | | | 9PBDC | 9PBEU | | 1,820.00 | | | | | | | | | |
| | Changes to TN Range or Customer Profile | | | 9PBDC | 9PBTN | | 182.14 | | | | | | | | | |
| | Per Telephone Number (Monthly) | | | 9PBDC | 9PBMM | 0.07 | | | | | | | | | | |
| | Change Company (Service Provider) ID | | | 9PBDC | 9PBPC | | 534.66 | | | | | | | | | |
| | PBX Locate Service Support per CLEC (Monthlt) | | | 9PBDC | 9PBMR | 178.80 | | | | | | | | | | |
| | Service Order Charge | | | 9PBDC | 9PBSC | | 11.90 | | | | | | | | | |
| 911 PBX LOCATE TRANSPORT COMPONENT | | | | | | | | | | | | | | | | |
| See Att 3 | | | | | | | | | | | | | | | | |
| Note: Rates displaying an "I" in Interim column are interim as a result of a Commission order. | | | | | | | | | | | | | | | | |

| UNBUNDLED NETWORK ELEMENTS - Georgia | | | | | | | | | | | Attachment: 2 Exh A | | | | | |
|--|---|---------|------|--|--------|-----------|--------------|-------|-------------------------|----------------------------------|--------------------------------------|--|--|---|---|-------|
| CATEGORY | RATE ELEMENTS | Interim | Zone | BCS | USOC | RATES(\$) | | | | Svc Order Submitted Elec per LSR | Svc Order Submitted Manually per LSR | Incremental Charge - Manual Svc Order vs. Electronic-1st | Incremental Charge - Manual Svc Order vs. Electronic-Add'l | Incremental Charge - Manual Svc Order vs. Electronic-Disc 1st | Incremental Charge - Manual Svc Order vs. Electronic-Disc Add'l | |
| | | | | | | Rec | Nonrecurring | | Nonrecurring Disconnect | | OSS Rates(\$) | | | | | |
| | | | | | | | First | Add'l | First | Add'l | SOME C | SOMAN | SOMAN | SOMAN | SOMAN | SOMAN |
| The "Zone" shown in the sections for stand-alone loops or loops as part of a combination refers to Geographically Deaveraged UNE Zones. To view Geographically Deaveraged UNE Zone Designations by Central Office, refer to internet Website: http://www.interconnection.bellsouth.com/become_a_clec/html/interconnection.htm | | | | | | | | | | | | | | | | |
| OPERATIONS SUPPORT SYSTEMS (OSS) - "REGIONAL RATES" | | | | | | | | | | | | | | | | |
| NOTE: (1) CLEC should contact its contract negotiator if it prefers the "state specific" OSS charges as ordered by the State Commissions. The OSS charges currently contained in this rate exhibit are the BellSouth "regional" service ordering charges. CLEC may elect either the state specific Commission ordered rates for the service ordering charges, or CLEC may elect the regional service ordering charge, however, CLEC can not obtain a mixture of the two regardless if CLEC has a interconnection contract established in each of the 9 states. | | | | | | | | | | | | | | | | |
| NOTE: (2) Any element that can be ordered electronically will be billed according to the SOME C rate listed in this category. Please refer to BellSouth's Local Ordering Handbook (LOH) to determine if a product can be ordered electronically. For those elements that cannot be ordered electronically at present per the LOH, the listed SOME C rate in this category reflects the charge that would be billed to a CLEC once electronic ordering capabilities come on-line for that element. Otherwise, the manual ordering charge, SOMAN, will be applied to a CLECs bill when it submits an LSR to BellSouth. | | | | | | | | | | | | | | | | |
| | OSS - Electronic Service Order Charge, Per Local Service Request (LSR) - UNE Only | | | | SOME C | | 3.50 | 0.00 | 3.50 | 0.00 | | | | | | |
| | OSS - Manual Service Order Charge, Per Local Service Request (LSR) - UNE Only | | | | SOMAN | | 11.71 | 0.00 | 6.13 | 0.00 | | | | | | |
| UNE SERVICE DATE ADVANCEMENT CHARGE | | | | | | | | | | | | | | | | |
| NOTE: The Expedite charge will be maintained commensurate with BellSouth's FCC No.1 Tariff, Section 5 as applicable. | | | | | | | | | | | | | | | | |
| | UNE Expedite Charge per Circuit or Line Assignable USOC, per Day | | | UAL, UEANL, UCL, UEF, UDC, UDF, UEQ, UDL, UENTW, UDN, UEA, UHL, ULC, USL, U1T12, U1T48, U1TD1, U1TD3, U1TDX, U1TO3, U1TS1, U1TVX, UC1BC, UC1BL, UC1CC, UC1CL, UC1DC, UC1DL, UC1EC, UC1EL, UC1FC, UC1FL, UC1GC, UC1GL, UC1HC, UC1HL, UDL12, UDL48, UDLO3, UDLX, UE3, ULD12, ULD48, ULDD1, ULDD3, ULDDX, ULDO3, ULDS1, ULDVX, UNC1X, UNC3X, UNCDX, UNCNX, UNCSX, UNCVX, UNLD1, UNLD3, UXTD1, UXTD3, UXTS1, U1TUC, U1TUD, U1TUB, U1TUA,NTCVG, NTCUD, NTC1 | SDASP | 200.00 | | | | | | | | | | |
| ORDER MODIFICATION CHARGE | | | | | | | | | | | | | | | | |
| | Order Modification Charge (OMC) | | | | | | 26.21 | 0.00 | 0.00 | 0.00 | | | | | | |
| | Order Modification Additional Dispatch Charge (OMCAD) | | | | | | 150.00 | 0.00 | 0.00 | 0.00 | | | | | | |
| UNBUNDLED EXCHANGE ACCESS LOOP | | | | | | | | | | | | | | | | |
| 2-WIRE ANALOG VOICE GRADE LOOP | | | | | | | | | | | | | | | | |
| | 2-Wire Analog Voice Grade Loop - Service Level 1- Zone 1 | | 1 | UEANL | UEAL2 | 12.08 | 39.98 | 9.98 | 5.61 | 1.72 | | | | | | |
| | 2-Wire Analog Voice Grade Loop - Service Level 1- Zone 2 | | 2 | UEANL | UEAL2 | 17.43 | 39.98 | 9.98 | 5.61 | 1.72 | | | | | | |
| | 2-Wire Analog Voice Grade Loop - Service Level 1- Zone 3 | | 3 | UEANL | UEAL2 | 35.09 | 39.98 | 9.98 | 5.61 | 1.72 | | | | | | |
| | 2-Wire Analog Voice Grade Loop - Service Level 1- Zone 1 | | 1 | UEANL | UEASL | 12.08 | 39.98 | 9.98 | 5.61 | 1.72 | | | | | | |
| | 2-Wire Analog Voice Grade Loop - Service Level 1- Zone 2 | | 2 | UEANL | UEASL | 17.43 | 39.98 | 9.98 | 5.61 | 1.72 | | | | | | |

| UNBUNDLED NETWORK ELEMENTS - Georgia | | | | | | | | | | | Attachment: 2 Exh A | | | | | |
|--------------------------------------|--|---------|------|-------|-------|-----------|--------------|-------|-------------------------|----------------------------------|--------------------------------------|--|--|---|---|-------|
| CATEGORY | RATE ELEMENTS | Interim | Zone | BCS | USOC | RATES(\$) | | | | Svc Order Submitted Elec per LSR | Svc Order Submitted Manually per LSR | Incremental Charge - Manual Svc Order vs. Electronic-1st | Incremental Charge - Manual Svc Order vs. Electronic-Add'l | Incremental Charge - Manual Svc Order vs. Electronic-Disc 1st | Incremental Charge - Manual Svc Order vs. Electronic-Disc Add'l | |
| | | | | | | Rec | Nonrecurring | | Nonrecurring Disconnect | | OSS Rates(\$) | | | | | |
| | | | | | | | First | Add'l | First | Add'l | SOMEc | SOMAN | SOMAN | SOMAN | SOMAN | SOMAN |
| | 2-Wire Analog Voice Grade Loop - Service Level 1- Zone 3 | | 3 | UEANL | UEASL | 35.09 | 39.98 | 9.98 | 5.61 | 1.72 | | | | | | |
| | Tag Loop at End User Premise | | | UEANL | URETL | | 8.92 | 0.88 | | | | | | | | |
| | Loop Testing - Basic 1st Half Hour | | | UEANL | URET1 | | 26.64 | 0.00 | | | | | | | | |
| | Loop Testing - Basic Additional Half Hour | | | UEANL | URETA | | 15.15 | 15.15 | | | | | | | | |
| | Manual Order Coordination for UVL-SL1s (per loop) | | | UEANL | UEAMC | | 18.90 | 18.90 | 5.61 | 1.72 | | | | | | |
| | Order Coordination for Specified Conversion Time for UVL-SL1 (per LSR) | | | UEANL | OCOSL | | 57.73 | | | | | | | | | |
| | Unbundled Non-Design Voice Loop, billing for BST providing make-up (Engineering Information - E.I.) | | | UEANL | UEANM | | 7.29 | 7.29 | | | | | | | | |
| | CLEC to CLEC Conversion Charge Without Outside Dispatch (UVL-SL1) | | | UEANL | UREWO | | 15.75 | 8.92 | 5.61 | 1.72 | | | | | | |
| | Bulk Migration, per 2 Wire Voice Loop-SL1 | | | UEANL | UREPN | | 39.98 | 9.98 | 5.61 | 1.72 | | | | | | |
| | Bulk Migration Order Coordination, per 2 Wire Voice Loop-SL1 | | | UEANL | UREPM | | 18.90 | 18.90 | | | | | | | | |
| | 2-WIRE UNBUNDLED COPPER LOOP - NON-DESIGNED | | | | | | | | | | | | | | | |
| | 2 Wire Unbundled Copper Loop Non-Designed- Zone 1 | | 1 | UEQ | UEQ2X | 11.02 | 44.69 | 22.40 | | | | | | | | |
| | 2 Wire Unbundled Copper Loop Non-Designed- Zone 2 | | 2 | UEQ | UEQ2X | 12.72 | 44.69 | 22.40 | | | | | | | | |
| | 2 Wire Unbundled Copper Loop Non-Designed- Zone 3 | | 3 | UEQ | UEQ2X | 20.22 | 44.69 | 22.40 | | | | | | | | |
| | Tag Loop at End User Premise | | | UEQ | URETL | | 8.92 | 0.88 | | | | | | | | |
| | Loop Testing - Basic 1st Half Hour | | | UEQ | URET1 | | 26.64 | 0.00 | | | | | | | | |
| | Loop Testing - Basic Additional Half Hour | | | UEQ | URETA | | 15.15 | 15.15 | | | | | | | | |
| | Manual Order Coordination 2 Wire Unbundled Copper Loop - Non-Designed (per loop) | | | UEQ | USBMC | | 18.90 | 18.90 | | | | | | | | |
| | Unbundled Copper Loop - Non-Design, billing for BST providing make-up (Engineering Information - E.I.) | | | UEQ | UEQMU | | 7.29 | 7.29 | | | | | | | | |
| | CLEC to CLEC Conversion Charge Without Outside Dispatch (UCL-ND) | | | UEQ | UREWO | | 14.25 | 7.42 | | | | | | | | |
| | Bulk Migration, per 2 Wire UCL-ND | | | UEQ | UREPN | | 44.69 | 22.40 | | | | | | | | |
| | Bulk Migration Order Coordination, per 2 Wire UCL-ND | | | UEQ | UREPM | | 18.90 | 18.90 | | | | | | | | |
| | UNBUNDLED EXCHANGE ACCESS LOOP | | | | | | | | | | | | | | | |
| | 2-WIRE ANALOG VOICE GRADE LOOP | | | | | | | | | | | | | | | |
| | 2-Wire Analog Voice Grade Loop - Service Level 2 w/Loop or Ground Start Signaling - Zone 1 | | 1 | UEA | UEAL2 | 13.32 | 79.78 | 24.62 | 18.90 | 7.86 | | | | | | |
| | 2-Wire Analog Voice Grade Loop - Service Level 2 w/Loop or Ground Start Signaling - Zone 2 | | 2 | UEA | UEAL2 | 18.66 | 79.78 | 24.62 | 18.90 | 7.86 | | | | | | |
| | 2-Wire Analog Voice Grade Loop - Service Level 2 w/Loop or Ground Start Signaling - Zone 3 | | 3 | UEA | UEAL2 | 36.33 | 79.78 | 24.62 | 18.90 | 7.86 | | | | | | |
| | 2-Wire Analog Voice Grade Loop - Service Level 2 w/Reverse Battery Signaling - Zone 1 | | 1 | UEA | UEAR2 | 13.32 | 79.78 | 24.62 | 18.90 | 7.86 | | | | | | |
| | 2-Wire Analog Voice Grade Loop - Service Level 2 w/Reverse Battery Signaling - Zone 2 | | 2 | UEA | UEAR2 | 18.66 | 79.78 | 24.62 | 18.90 | 7.86 | | | | | | |
| | 2-Wire Analog Voice Grade Loop - Service Level 2 w/Reverse Battery Signaling - Zone 3 | | 3 | UEA | UEAR2 | 36.33 | 79.78 | 24.62 | 18.90 | 7.86 | | | | | | |
| | Switch-As-Is Conversion rate per UNE Loop, Single LSR, (per DS0) | | | UEA | URES | | 5.69 | 5.69 | | | | | | | | |
| | Switch-As-Is Conversion rate per UNE Loop, Spreadsheet, (per DS0) | | | UEA | URES | | 5.69 | 5.69 | | | | | | | | |
| | CLEC to CLEC Conversion Charge without outside dispatch | | | UEA | UREWO | | 87.72 | 36.36 | | | | | | | | |
| | Loop Tagging - Service Level 2 (SL2) | | | UEA | URETL | | 11.19 | 1.10 | | | | | | | | |
| | Bulk Migration, per 2 Wire Voice Loop-SL2 | | | UEA | UREPN | | 79.78 | 24.62 | | | | | | | | |
| | Bulk Migration Order Coordination, per 2 Wire Voice Loop-SL2 | | | UEA | UREPM | | 0.00 | 0.00 | | | | | | | | |
| | 4-WIRE ANALOG VOICE GRADE LOOP | | | | | | | | | | | | | | | |
| | 4-Wire Analog Voice Grade Loop - Zone 1 | | 1 | UEA | UEAL4 | 21.04 | 92.92 | 28.14 | 19.50 | 8.12 | | | | | | |
| | 4-Wire Analog Voice Grade Loop - Zone 2 | | 2 | UEA | UEAL4 | 24.49 | 92.92 | 28.14 | 19.50 | 8.12 | | | | | | |
| | 4-Wire Analog Voice Grade Loop - Zone 3 | | 3 | UEA | UEAL4 | 33.40 | 92.92 | 28.14 | 19.50 | 8.12 | | | | | | |
| | Switch-As-Is Conversion rate per UNE Loop, Single LSR, (per DS0) | | | UEA | URES | | 5.69 | 5.69 | | | | | | | | |
| | Switch-As-Is Conversion rate per UNE Loop, Spreadsheet, (per DS0) | | | UEA | URES | | 5.69 | 5.69 | | | | | | | | |
| | CLEC to CLEC Conversion Charge without outside dispatch | | | UEA | UREWO | | 87.72 | 36.36 | | | | | | | | |

| UNBUNDLED NETWORK ELEMENTS - Georgia | | | | | | | | | | | Attachment: 2 Exh A | | | | | | |
|--------------------------------------|---------------|---|---------|------|-----|-------|-----------|--------------|-------|-------------------------|----------------------------------|--------------------------------------|--|--|---|---|-------|
| CATEGORY | RATE ELEMENTS | | Interim | Zone | BCS | USOC | RATES(\$) | | | | Svc Order Submitted Elec per LSR | Svc Order Submitted Manually per LSR | Incremental Charge - Manual Svc Order vs. Electronic-1st | Incremental Charge - Manual Svc Order vs. Electronic-Add'l | Incremental Charge - Manual Svc Order vs. Electronic-Disc 1st | Incremental Charge - Manual Svc Order vs. Electronic-Disc Add'l | |
| | | | | | | | Rec | Nonrecurring | | Nonrecurring Disconnect | | OSS Rates(\$) | | | | | |
| | | | | | | | | First | Add'l | First | Add'l | SOMEc | SOMAN | SOMAN | SOMAN | SOMAN | SOMAN |
| | | 2-WIRE ISDN DIGITAL GRADE LOOP | | | | | | | | | | | | | | | |
| | | 2-Wire ISDN Digital Grade Loop - Zone 1 | | 1 | UDN | U1L2X | 21.89 | 180.06 | 35.25 | 18.23 | 6.97 | | | | | | |
| | | 2-Wire ISDN Digital Grade Loop - Zone 2 | | 2 | UDN | U1L2X | 25.27 | 180.06 | 35.25 | 18.23 | 6.97 | | | | | | |
| | | 2-Wire ISDN Digital Grade Loop - Zone 3 | | 3 | UDN | U1L2X | 40.17 | 180.06 | 35.25 | 18.23 | 6.97 | | | | | | |
| | | CLEC to CLEC Conversion Charge without outside dispatch | | | UDN | UREWO | | 120.98 | 33.04 | | | | | | | | |
| | | 2-WIRE ASYMMETRICAL DIGITAL SUBSCRIBER LINE (ADSL) COMPATIBLE LOOP | | | | | | | | | | | | | | | |
| | | 2 Wire Unbundled ADSL Loop including manual service inquiry & facility reservation - Zone 1 | | 1 | UAL | UAL2X | 11.23 | 44.69 | 31.55 | 0.00 | 0.00 | | | | | | |
| | | 2 Wire Unbundled ADSL Loop including manual service inquiry & facility reservation - Zone 2 | | 2 | UAL | UAL2X | 12.97 | 44.69 | 31.55 | 0.00 | 0.00 | | | | | | |
| | | 2 Wire Unbundled ADSL Loop including manual service inquiry & facility reservation - Zone 3 | | 3 | UAL | UAL2X | 20.62 | 44.69 | 31.55 | 0.00 | 0.00 | | | | | | |
| | | 2 Wire Unbundled ADSL Loop without manual service inquiry & facility reservation - Zone 1 | | 1 | UAL | UAL2W | 11.23 | 44.69 | 31.55 | 0.00 | 0.00 | | | | | | |
| | | 2 Wire Unbundled ADSL Loop without manual service inquiry & facility reservation - Zone 2 | | 2 | UAL | UAL2W | 12.97 | 44.69 | 31.55 | 0.00 | 0.00 | | | | | | |
| | | 2 Wire Unbundled ADSL Loop without manual service inquiry & facility reservaton - Zone 3 | | 3 | UAL | UAL2W | 20.62 | 44.69 | 31.55 | 0.00 | 0.00 | | | | | | |
| | | CLEC to CLEC Conversion Charge without outside dispatch | | | UAL | UREWO | | 44.69 | 29.29 | | | | | | | | |
| | | 2-WIRE HIGH BIT RATE DIGITAL SUBSCRIBER LINE (HDSL) COMPATIBLE LOOP | | | | | | | | | | | | | | | |
| | | 2 Wire Unbundled HDSL Loop including manual service inquiry & facility reservation - Zone 1 | | 1 | UHL | UHL2X | 7.88 | 44.69 | 31.55 | 0.00 | 0.00 | | | | | | |
| | | 2 Wire Unbundled HDSL Loop including manual service inquiry & facility reservation - Zone 2 | | 2 | UHL | UHL2X | 9.09 | 44.69 | 31.55 | 0.00 | 0.00 | | | | | | |
| | | 2 Wire Unbundled HDSL Loop including manual service inquiry & facility reservation - Zone 3 | | 3 | UHL | UHL2X | 14.48 | 44.69 | 31.55 | 0.00 | 0.00 | | | | | | |
| | | 2 Wire Unbundled HDSL Loop without manual service inquiry and facility reservation - Zone 1 | | 1 | UHL | UHL2W | 7.88 | 44.69 | 31.55 | 0.00 | 0.00 | | | | | | |
| | | 2 Wire Unbundled HDSL Loop without manual service inquiry and facility reservation - Zone 2 | | 2 | UHL | UHL2W | 9.09 | 44.69 | 31.55 | 0.00 | 0.00 | | | | | | |
| | | 2 Wire Unbundled HDSL Loop without manual service inquiry and facility reservation - Zone 3 | | 3 | UHL | UHL2W | 14.48 | 44.69 | 31.55 | 0.00 | 0.00 | | | | | | |
| | | CLEC to CLEC Conversion Charge without outside dispatch | | | UHL | UREWO | | 44.69 | 31.55 | | | | | | | | |
| | | 4-WIRE HIGH BIT RATE DIGITAL SUBSCRIBER LINE (HDSL) COMPATIBLE LOOP | | | | | | | | | | | | | | | |
| | | 4 Wire Unbundled HDSL Loop including manual service inquiry and facility reservation - Zone 1 | | 1 | UHL | UHL4X | 10.39 | 44.69 | 31.55 | 0.00 | 0.00 | | | | | | |
| | | 4-Wire Unbundled HDSL Loop including manual service inquiry and facility reservation - Zone 2 | | 2 | UHL | UHL4X | 12.00 | 44.69 | 31.55 | 0.00 | 0.00 | | | | | | |
| | | 4-Wire Unbundled HDSL Loop including manual service inquiry and facility reservation - Zone 3 | | 3 | UHL | UHL4X | 19.07 | 44.69 | 31.55 | 0.00 | 0.00 | | | | | | |
| | | 4-Wire Unbundled HDSL Loop without manual service inquiry and facility reservation - Zone 1 | | 1 | UHL | UHL4W | 10.39 | 44.69 | 31.55 | 0.00 | 0.00 | | | | | | |
| | | 4-Wire Unbundled HDSL Loop without manual service inquiry and facility reservation - Zone 2 | | 2 | UHL | UHL4W | 12.00 | 44.69 | 31.55 | 0.00 | 0.00 | | | | | | |
| | | 4-Wire Unbundled HDSL Loop without manual service inquiry and facility reservation - Zone 3 | | 3 | UHL | UHL4W | 19.07 | 44.69 | 31.55 | 0.00 | 0.00 | | | | | | |
| | | CLEC to CLEC Conversion Charge without outside dispatch | | | UHL | UREWO | | 44.69 | 31.55 | | | | | | | | |
| | | 4-WIRE DS1 DIGITAL LOOP | | | | | | | | | | | | | | | |
| | | 4-Wire DS1 Digital Loop - Zone 1 | | 1 | USL | USLXX | 49.41 | 211.72 | 72.42 | 38.20 | 7.19 | | | | | | |
| | | 4-Wire DS1 Digital Loop - Zone 2 | | 2 | USL | USLXX | 52.55 | 211.72 | 72.42 | 38.20 | 7.19 | | | | | | |
| | | 4-Wire DS1 Digital Loop - Zone 3 | | 3 | USL | USLXX | 68.40 | 211.72 | 72.42 | 38.20 | 7.19 | | | | | | |
| | | Switch-As-Is Conversion rate per UNE Loop, Single LSR, (per DS1) | | | USL | URES | | 5.69 | 5.69 | | | | | | | | |
| | | Switch-As-Is Conversion rate per UNE Loop, Spreadsheet, (per DS1) | | | USL | URESP | | 5.69 | 5.69 | | | | | | | | |
| | | CLEC to CLEC Conversion Charge without outside dispatch | | | USL | UREWO | | 100.91 | 42.97 | | | | | | | | |
| | | 4-WIRE 19.2, 56 OR 64 KBPS DIGITAL GRADE LOOP | | | | | | | | | | | | | | | |
| | | 4 Wire Unbundled Digital Loop 2.4 Kbps - Zone 1 | | 1 | UDL | UDL2X | 25.81 | 196.47 | 36.96 | 18.80 | 7.19 | | | | | | |
| | | 4 Wire Unbundled Digital Loop 2.4 Kbps - Zone 2 | | 2 | UDL | UDL2X | 31.54 | 196.47 | 36.96 | 18.80 | 7.19 | | | | | | |

| UNBUNDLED NETWORK ELEMENTS - Georgia | | | | | | | | | | | | Attachment: 2 Exh A | | | | | |
|--------------------------------------|------------------------------|--|---------|------|------------------------------|-------|-----------|--------------|-------|-------------------------|-------|----------------------------------|--------------------------------------|--|--|---|---|
| CATEGORY | RATE ELEMENTS | | Interim | Zone | BCS | USOC | RATES(\$) | | | | | Svc Order Submitted Elec per LSR | Svc Order Submitted Manually per LSR | Incremental Charge - Manual Svc Order vs. Electronic-1st | Incremental Charge - Manual Svc Order vs. Electronic-Add'l | Incremental Charge - Manual Svc Order vs. Electronic-Disc 1st | Incremental Charge - Manual Svc Order vs. Electronic-Disc Add'l |
| | | | | | | | Rec | Nonrecurring | | Nonrecurring Disconnect | | OSS Rates(\$) | | | | | |
| | | | | | | | | First | Add'l | First | Add'l | SOMEc | SOMAN | SOMAN | SOMAN | SOMAN | SOMAN |
| | | 4 Wire Unbundled Digital Loop 2.4 Kbps - Zone 3 | | 3 | UDL | UDL2X | 42.38 | 196.47 | 36.96 | 18.80 | 7.19 | | | | | | |
| | | 4 Wire Unbundled Digital Loop 4.8 Kbps - Zone 1 | | 1 | UDL | UDL4X | 25.81 | 196.47 | 36.96 | 18.80 | 7.19 | | | | | | |
| | | 4 Wire Unbundled Digital Loop 4.8 Kbps - Zone 2 | | 2 | UDL | UDL4X | 31.54 | 196.47 | 36.96 | 18.80 | 7.19 | | | | | | |
| | | 4 Wire Unbundled Digital Loop 4.8 Kbps - Zone 3 | | 3 | UDL | UDL4X | 42.38 | 196.47 | 36.96 | 18.80 | 7.19 | | | | | | |
| | | 4 Wire Unbundled Digital Loop 9.6 Kbps - Zone 1 | | 1 | UDL | UDL9X | 25.81 | 196.47 | 36.96 | 18.80 | 7.19 | | | | | | |
| | | 4 Wire Unbundled Digital Loop 9.6 Kbps - Zone 2 | | 2 | UDL | UDL9X | 31.54 | 196.47 | 36.96 | 18.80 | 7.19 | | | | | | |
| | | 4 Wire Unbundled Digital Loop 9.6 Kbps - Zone 3 | | 3 | UDL | UDL9X | 42.38 | 196.47 | 36.96 | 18.80 | 7.19 | | | | | | |
| | | 4 Wire Unbundled Digital 19.2 Kbps - Zone 1 | | 1 | UDL | UDL19 | 25.81 | 196.47 | 36.96 | 18.80 | 7.19 | | | | | | |
| | | 4 Wire Unbundled Digital 19.2 Kbps - Zone 2 | | 2 | UDL | UDL19 | 31.54 | 196.47 | 36.96 | 18.80 | 7.19 | | | | | | |
| | | 4 Wire Unbundled Digital 19.2 Kbps - Zone 3 | | 3 | UDL | UDL19 | 42.38 | 196.47 | 36.96 | 18.80 | 7.19 | | | | | | |
| | | 4 Wire Unbundled Digital Loop 56 Kbps - Zone 1 | | 1 | UDL | UDL56 | 25.81 | 196.47 | 36.96 | 18.80 | 7.19 | | | | | | |
| | | 4 Wire Unbundled Digital Loop 56 Kbps - Zone 2 | | 2 | UDL | UDL56 | 31.54 | 196.47 | 36.96 | 18.80 | 7.19 | | | | | | |
| | | 4 Wire Unbundled Digital Loop 56 Kbps - Zone 3 | | 3 | UDL | UDL56 | 42.38 | 196.47 | 36.96 | 18.80 | 7.19 | | | | | | |
| | | 4 Wire Unbundled Digital Loop 64 Kbps - Zone 1 | | 1 | UDL | UDL64 | 25.81 | 196.47 | 36.96 | 18.80 | 7.19 | | | | | | |
| | | 4 Wire Unbundled Digital Loop 64 Kbps - Zone 2 | | 2 | UDL | UDL64 | 31.54 | 196.47 | 36.96 | 18.80 | 7.19 | | | | | | |
| | | 4 Wire Unbundled Digital Loop 64 Kbps - Zone 3 | | 3 | UDL | UDL64 | 42.38 | 196.47 | 36.96 | 18.80 | 7.19 | | | | | | |
| | | Switch-As-Is Conversion rate per UNE Loop, Single LSR, (per DS0) | | | UDL | URES | | 5.69 | 5.69 | | | | | | | | |
| | | Switch-As-Is Conversion rate per UNE Loop, Spreadsheet, (per DS0) | | | UDL | URESP | | 5.69 | 5.69 | | | | | | | | |
| | | CLEC to CLEC Conversion Charge without outside dispatch | | | UDL | UREWO | | 101.95 | 49.66 | | | | | | | | |
| | 2-WIRE Unbundled COPPER LOOP | | | | | | | | | | | | | | | | |
| | | 2-Wire Unbundled Copper Loop-Designed including manual service inquiry & facility reservation - Zone 1 | | 1 | UCL | UCLPB | 12.02 | 44.69 | 31.55 | 0.00 | 0.00 | | | | | | |
| | | 2-Wire Unbundled Copper Loop-Designed including manual service inquiry & facility reservation - Zone 2 | | 2 | UCL | UCLPB | 13.88 | 44.69 | 31.55 | 0.00 | 0.00 | | | | | | |
| | | 2 Wire Unbundled Copper Loop-Designed including manual service inquiry & facility reservation - Zone 3 | | 3 | UCL | UCLPB | 22.07 | 44.69 | 31.55 | 0.00 | 0.00 | | | | | | |
| | | 2-Wire Unbundled Copper Loop-Designed without manual service inquiry and facility reservation - Zone 1 | | 1 | UCL | UCLPW | 12.02 | 44.69 | 31.55 | 0.00 | 0.00 | | | | | | |
| | | 2-Wire Unbundled Copper Loop-Designed without manual service inquiry and facility reservation - Zone 2 | | 2 | UCL | UCLPW | 13.88 | 44.69 | 31.55 | 0.00 | 0.00 | | | | | | |
| | | 2-Wire Unbundled Copper Loop-Designed without manual service inquiry and facility reservation - Zone 3 | | 3 | UCL | UCLPW | 22.07 | 44.69 | 31.55 | 0.00 | 0.00 | | | | | | |
| | | Order Coordination for Unbundled Copper Loops (per loop) | | | UCL | UCLMC | | 18.90 | 18.90 | | | | | | | | |
| | | CLEC to CLEC conversion Charge without outside dispatch | | | UCL | UREWO | | 44.69 | 31.55 | | | | | | | | |
| | 4-WIRE COPPER LOOP | | | | | | | | | | | | | | | | |
| | | 4-Wire Copper Loop-Designed including manual service inquiry and facility reservation - Zone 1 | | 1 | UCL | UCL4S | 16.65 | 44.69 | 31.55 | 0.00 | 0.00 | | | | | | |
| | | 4-Wire Copper Loop-Designed including manual service inquiry and facility reservation - Zone 2 | | 2 | UCL | UCL4S | 19.22 | 44.69 | 31.55 | 0.00 | 0.00 | | | | | | |
| | | 4-Wire Copper Loop-Designed including manual service inquiry and facility reservation - Zone 3 | | 3 | UCL | UCL4S | 30.55 | 44.69 | 31.55 | 0.00 | 0.00 | | | | | | |
| | | 4-Wire Copper Loop-Designed without manual service inquiry and facility reservation - Zone 1 | | 1 | UCL | UCL4W | 16.65 | 44.69 | 31.55 | 0.00 | 0.00 | | | | | | |
| | | 4-Wire Copper Loop-Designed without manual service inquiry and facility reservation - Zone 2 | | 2 | UCL | UCL4W | 19.22 | 44.69 | 31.55 | 0.00 | 0.00 | | | | | | |
| | | 4-Wire Copper Loop-Designed without manual service inquiry and facility reservation - Zone 3 | | 3 | UCL | UCL4W | 30.55 | 44.69 | 31.55 | 0.00 | 0.00 | | | | | | |
| | | Order Coordination for Unbundled Copper Loops (per loop) | | | UCL | UCLMC | | 18.90 | 18.90 | | | | | | | | |
| | | CLEC to CLEC conversion Charge without outside dispatch | | | UCL | UREWO | | 44.69 | 31.55 | | | | | | | | |
| | | Order Coordination for Specified Conversion Time (per LSR) | | | UEA, UDN, UAL, UHL, UDL, USL | OCOSL | | 57.73 | | | | | | | | | |
| | Rearrangements | | | | | | | | | | | | | | | | |
| | | EEL to UNE-L Retermination, per 2 Wire Unbundled Voice Loop-SL2 | | | UEA | UREEL | | 79.85 | 24.65 | | | | | | | | |
| | | EEL to UNE-L Retermination, per 4 Wire Unbundled Voice Loop | | | UEA | UREEL | | 79.85 | 24.65 | | | | | | | | |
| | | EEL to UNE-L Retermination, per 2 Wire ISDN Loop | | | UDN | UREEL | | 120.98 | 33.02 | | | | | | | | |

| UNBUNDLED NETWORK ELEMENTS - Georgia | | | | | | | | | | | | Attachment: 2 Exh A | | | | |
|---|--|--|---------|------|-------|-------|-----------|--------------|-------|-------------------------|----------------------------------|--------------------------------------|--|--|---|---|
| CATEGORY | | RATE ELEMENTS | Interim | Zone | BCS | USOC | RATES(\$) | | | | Svc Order Submitted Elec per LSR | Svc Order Submitted Manually per LSR | Incremental Charge - Manual Svc Order vs. Electronic-1st | Incremental Charge - Manual Svc Order vs. Electronic-Add'l | Incremental Charge - Manual Svc Order vs. Electronic-Disc 1st | Incremental Charge - Manual Svc Order vs. Electronic-Disc Add'l |
| | | | | | | | Rec | Nonrecurring | | Nonrecurring Disconnect | | | | | | |
| | | | | | | | First | Add'l | First | Add'l | SOMEc | SOMAN | SOMAN | SOMAN | SOMAN | SOMAN |
| | | EEL to UNE-L Retermination, per 4 Wire Unbundled Digital Loop | | | UDL | UREEL | 101.95 | 49.66 | | | | | | | | |
| | | EEL to UNE-L Retermination, per 4 Wire Unbundled DS1 Loop | | | USL | UREEL | 100.91 | 42.97 | | | | | | | | |
| UNE LOOP COMMINGLING | | | | | | | | | | | | | | | | |
| 2-WIRE ANALOG VOICE GRADE LOOP - COMMINGLING | | | | | | | | | | | | | | | | |
| | | 2-Wire Analog Voice Grade Loop - Service Level 2 w/Loop or Ground Start Signaling - Zone 1 | | 1 | NTCVG | UEAL2 | 13.32 | 79.78 | 24.62 | 18.90 | 7.86 | | | | | |
| | | 2-Wire Analog Voice Grade Loop - Service Level 2 w/Loop or Ground Start Signaling - Zone 2 | | 2 | NTCVG | UEAL2 | 18.66 | 79.78 | 24.62 | 18.90 | 7.86 | | | | | |
| | | 2-Wire Analog Voice Grade Loop - Service Level 2 w/Loop or Ground Start Signaling - Zone 3 | | 3 | NTCVG | UEAL2 | 36.33 | 79.78 | 24.62 | 18.90 | 7.86 | | | | | |
| | | 2-Wire Analog Voice Grade Loop - Service Level 2 w/Reverse Battery Signaling - Zone 1 | | 1 | NTCVG | UEAR2 | 13.32 | 79.78 | 24.62 | 18.90 | 7.86 | | | | | |
| | | 2-Wire Analog Voice Grade Loop - Service Level 2 w/Reverse Battery Signaling - Zone 2 | | 2 | NTCVG | UEAR2 | 18.66 | 79.78 | 24.62 | 18.90 | 7.86 | | | | | |
| | | 2-Wire Analog Voice Grade Loop - Service Level 2 w/Reverse Battery Signaling - Zone 3 | | 3 | NTCVG | UEAR2 | 36.33 | 79.78 | 24.62 | 18.90 | 7.86 | | | | | |
| | | Switch-As-Is Conversion rate per UNE Loop, Single LSR, (per DS0) | | | NTCVG | URES | | 5.69 | 5.69 | | | | | | | |
| | | Switch-As-Is Conversion rate per UNE Loop, Spreadsheet, (per DS0) | | | NTCVG | URES | | 5.69 | 5.69 | | | | | | | |
| | | CLEC to CLEC Conversion Charge without outside dispatch | | | NTCVG | UREWO | 87.72 | 36.36 | | | | | | | | |
| | | Loop Tagging - Service Level 2 (SL2) | | | NTCVG | URETL | 11.19 | 1.10 | | | | | | | | |
| 4-WIRE ANALOG VOICE GRADE LOOP | | | | | | | | | | | | | | | | |
| | | 4-Wire Analog Voice Grade Loop - Zone 1 | | 1 | NTCVG | UEAL4 | 21.04 | 92.92 | 28.14 | 19.50 | 8.12 | | | | | |
| | | 4-Wire Analog Voice Grade Loop - Zone 2 | | 2 | NTCVG | UEAL4 | 24.49 | 92.92 | 28.14 | 19.50 | 8.12 | | | | | |
| | | 4-Wire Analog Voice Grade Loop - Zone 3 | | 3 | NTCVG | UEAL4 | 33.40 | 92.92 | 28.14 | 19.50 | 8.12 | | | | | |
| | | Switch-As-Is Conversion rate per UNE Loop, Single LSR, (per DS0) | | | NTCVG | URES | | 5.69 | 5.69 | | | | | | | |
| | | Switch-As-Is Conversion rate per UNE Loop, Spreadsheet, (per DS0) | | | NTCVG | URES | | 5.69 | 5.69 | | | | | | | |
| | | CLEC to CLEC Conversion Charge without outside dispatch | | | NTCVG | UREWO | 87.72 | 36.36 | | | | | | | | |
| 4-WIRE DS1 DIGITAL LOOP - COMMINGLING | | | | | | | | | | | | | | | | |
| | | 4-Wire DS1 Digital Loop - Zone 1 | | 1 | NTCD1 | USLXX | 49.41 | 211.72 | 72.42 | 38.20 | 7.19 | | | | | |
| | | 4-Wire DS1 Digital Loop - Zone 2 | | 2 | NTCD1 | USLXX | 52.55 | 211.72 | 72.42 | 38.20 | 7.19 | | | | | |
| | | 4-Wire DS1 Digital Loop - Zone 3 | | 3 | NTCD1 | USLXX | 68.40 | 211.72 | 72.42 | 38.20 | 7.19 | | | | | |
| | | Switch-As-Is Conversion rate per UNE Loop, Single LSR, (per DS1) | | | NTCD1 | URES | | 5.69 | 5.69 | | | | | | | |
| | | Switch-As-Is Conversion rate per UNE Loop, Spreadsheet, (per DS1) | | | NTCD1 | URES | | 5.69 | 5.69 | | | | | | | |
| | | CLEC to CLEC Conversion Charge without outside dispatch | | | NTCD1 | UREWO | 100.91 | 42.97 | | | | | | | | |
| 4-WIRE 19.2, 56 OR 64 KBPS DIGITAL GRADE LOOP - COMMINGLING | | | | | | | | | | | | | | | | |
| | | 4 Wire Unbundled Digital Loop 2.4 Kbps - Zone 1 | | 1 | NTCUD | UDL2X | 25.81 | 196.47 | 36.96 | 18.80 | 7.19 | | | | | |
| | | 4 Wire Unbundled Digital Loop 2.4 Kbps - Zone 2 | | 2 | NTCUD | UDL2X | 31.54 | 196.47 | 36.96 | 18.80 | 7.19 | | | | | |
| | | 4 Wire Unbundled Digital Loop 2.4 Kbps - Zone 3 | | 3 | NTCUD | UDL2X | 42.38 | 196.47 | 36.96 | 18.80 | 7.19 | | | | | |
| | | 4 Wire Unbundled Digital Loop 4.8 Kbps - Zone 1 | | 1 | NTCUD | UDL4X | 25.81 | 196.47 | 36.96 | 18.80 | 7.19 | | | | | |
| | | 4 Wire Unbundled Digital Loop 4.8 Kbps - Zone 2 | | 2 | NTCUD | UDL4X | 31.54 | 196.47 | 36.96 | 18.80 | 7.19 | | | | | |
| | | 4 Wire Unbundled Digital Loop 4.8 Kbps - Zone 3 | | 3 | NTCUD | UDL4X | 42.38 | 196.47 | 36.96 | 18.80 | 7.19 | | | | | |
| | | 4 Wire Unbundled Digital Loop 9.6 Kbps - Zone 1 | | 1 | NTCUD | UDL9X | 25.81 | 196.47 | 36.96 | 18.80 | 7.19 | | | | | |
| | | 4 Wire Unbundled Digital Loop 9.6 Kbps - Zone 2 | | 2 | NTCUD | UDL9X | 31.54 | 196.47 | 36.96 | 18.80 | 7.19 | | | | | |
| | | 4 Wire Unbundled Digital Loop 9.6 Kbps - Zone 3 | | 3 | NTCUD | UDL9X | 42.38 | 196.47 | 36.96 | 18.80 | 7.19 | | | | | |
| | | 4 Wire Unbundled Digital 19.2 Kbps - Zone 1 | | 1 | NTCUD | UDL19 | 25.81 | 196.47 | 36.96 | 18.80 | 7.19 | | | | | |
| | | 4 Wire Unbundled Digital 19.2 Kbps - Zone 2 | | 2 | NTCUD | UDL19 | 31.54 | 196.47 | 36.96 | 18.80 | 7.19 | | | | | |
| | | 4 Wire Unbundled Digital 19.2 Kbps - Zone 3 | | 3 | NTCUD | UDL19 | 42.38 | 196.47 | 36.96 | 18.80 | 7.19 | | | | | |
| | | 4 Wire Unbundled Digital Loop 56 Kbps - Zone 1 | | 1 | NTCUD | UDL56 | 25.81 | 196.47 | 36.96 | 18.80 | 7.19 | | | | | |
| | | 4 Wire Unbundled Digital Loop 56 Kbps - Zone 2 | | 2 | NTCUD | UDL56 | 31.54 | 196.47 | 36.96 | 18.80 | 7.19 | | | | | |
| | | 4 Wire Unbundled Digital Loop 56 Kbps - Zone 3 | | 3 | NTCUD | UDL56 | 42.38 | 196.47 | 36.96 | 18.80 | 7.19 | | | | | |
| | | 4 Wire Unbundled Digital Loop 64 Kbps - Zone 1 | | 1 | NTCUD | UDL64 | 25.81 | 196.47 | 36.96 | 18.80 | 7.19 | | | | | |
| | | 4 Wire Unbundled Digital Loop 64 Kbps - Zone 2 | | 2 | NTCUD | UDL64 | 31.54 | 196.47 | 36.96 | 18.80 | 7.19 | | | | | |

| UNBUNDLED NETWORK ELEMENTS - Georgia | | | | | | | | | | | Attachment: 2 Exh A | | | | | |
|--------------------------------------|-----------------------|---|---------|------|---|--------|-----------|--------------|-------|-------------------------|----------------------------------|--------------------------------------|--|--|---|---|
| CATEGORY | RATE ELEMENTS | | Interim | Zone | BCS | USOC | RATES(\$) | | | | Svc Order Submitted Elec per LSR | Svc Order Submitted Manually per LSR | Incremental Charge - Manual Svc Order vs. Electronic-1st | Incremental Charge - Manual Svc Order vs. Electronic-Add'l | Incremental Charge - Manual Svc Order vs. Electronic-Disc 1st | Incremental Charge - Manual Svc Order vs. Electronic-Disc Add'l |
| | | | | | | | Rec | Nonrecurring | | Nonrecurring Disconnect | | OSS Rates(\$) | | | | |
| | | | | | | | | First | Add'l | First | Add'l | SOME C | SOMAN | SOMAN | SOMAN | SOMAN |
| | | 4 Wire Unbundled Digital Loop 64 Kbps - Zone 3 | | 3 | NTCUD | UDL64 | 42.38 | 196.47 | 36.96 | 18.80 | 7.19 | | | | | |
| | | Switch-As-Is Conversion rate per UNE Loop, Single LSR, (per DS0) | | | NTCUD | URES L | | 5.69 | 5.69 | | | | | | | |
| | | Switch-As-Is Conversion rate per UNE Loop, Spreadsheet, (per DS0) | | | NTCUD | URESP | | 5.69 | 5.69 | | | | | | | |
| | | CLEC to CLEC Conversion Charge without outside dispatc h | | | NTCUD | UREWO | | 101.95 | 49.66 | | | | | | | |
| | | Order Coordination for Specified Conversion Time (per LSR) | | | NTCVG, NTCUD, NTCD1 | OCOSL | | 57.73 | | | | | | | | |
| End-to-End Testing | | | | | | | | | | | | | | | | |
| LOOP MODIFICATION | | | | | | | | | | | | | | | | |
| | | Unbundled Loop Modification, Removal of Load Coils - 2 Wire pair less than or equal to 18k ft, per Unbundled Loop | | | UAL, UHL, UCL, UEQ, ULS, UEA, UEANL, UEPSR, UEPSB | ULM2L | | 0.00 | 0.00 | | | | | | | |
| | | Unbundled Loop Modification Removal of Load Coils - 4 Wire less than or equal to 18K ft, per Unbundled Loop | | | UHL, UCL, UEA | ULM4L | | 0.00 | 0.00 | | | | | | | |
| | | Unbundled Loop Modification Removal of Bridged Tap Removal, per Unbundled Loop | | | UAL, UHL, UCL, UEQ, ULS, UEA, UEANL, UEPSR, UEPSB | ULMBT | | 17.91 | | | | | | | | |
| SUB-LOOPS | | | | | | | | | | | | | | | | |
| | Sub-Loop Distribution | | | | | | | | | | | | | | | |
| | | Sub-Loop - Per Cross Box Location - CLEC Feeder Facility Set-Up | | | UEANL, UEF | USBSA | | 255.51 | | | | | | | | |
| | | Sub-Loop - Per Cross Box Location - Per 25 Pair Panel Set-Up | | | UEANL, UEF | USBSB | | 7.29 | | | | | | | | |
| | | Sub-Loop - Per Building Equipment Room - CLEC Feeder Facility Set-Up | | | UEANL | USBSC | | 174.92 | | | | | | | | |
| | | Sub-Loop - Per Building Equipment Room - Per 25 Pair Panel Set-Up | | | UEANL | USBSD | | 51.56 | | | | | | | | |
| | | Unbundled Sub-Loops, Riser Cable, 2-Wire per Loop, Working and Spare Loop Activation | | | UEANL | USBRC | 3.71 | 28.43 | 3.85 | 2.20 | 0.01 | | | | | |
| | | Unbundled Sub-Loops, Riser Cable, 4-Wire per Loop, Working and Spare Loop Activation | | | UEANL | USBRD | 7.90 | 31.04 | 4.79 | 2.27 | 0.01 | | | | | |
| | | Sub-Loop Distribution Per 2-Wire Analog Voice Grade Loop - Zone 1 | | 1 | UEANL | USBN2 | 7.45 | 28.43 | 3.85 | 2.20 | 0.01 | | | | | |
| | | Sub-Loop Distribution Per 2-Wire Analog Voice Grade Loop - Zone 2 | | 2 | UEANL | USBN2 | 11.18 | 28.43 | 3.85 | 2.20 | 0.01 | | | | | |
| | | Sub-Loop Distribution Per 2-Wire Analog Voice Grade Loop - Zone 3 | | 3 | UEANL | USBN2 | 21.46 | 28.43 | 3.85 | 2.20 | 0.01 | | | | | |
| | | Sub-Loop Distribution Per 4-Wire Analog Voice Grade Loop - Zone 1 | | 1 | UEANL | USBN4 | 6.91 | 31.04 | 4.79 | 2.27 | 0.01 | | | | | |
| | | Sub-Loop Distribution Per 4-Wire Analog Voice Grade Loop - Zone 2 | | 2 | UEANL | USBN4 | 10.98 | 31.04 | 4.79 | 2.27 | 0.01 | | | | | |
| | | Sub-Loop Distribution Per 4-Wire Analog Voice Grade Loop - Zone 3 | | 3 | UEANL | USBN4 | 20.32 | 31.04 | 4.79 | 2.27 | 0.01 | | | | | |
| | | Order Coordination for Unbundled Sub-Loops, per sub-loop pair | | | UEANL | USBMC | | 18.90 | 18.90 | | | | | | | |
| | | Sub-Loop 2-Wire Intrabuilding Network Cable (INC) | | | UEANL | USBR2 | 3.71 | 28.43 | 3.85 | 2.20 | 0.01 | | | | | |
| | | Order Coordination for Unbundled Sub-Loops, per sub-loop pair | | | UEANL | USBMC | | 18.90 | 18.90 | | | | | | | |
| | | Sub-Loop 4-Wire Intrabuilding Network Cable (INC) | | | UEANL | USBR4 | 7.90 | 31.04 | 4.79 | 2.27 | 0.01 | | | | | |
| | | Order Coordination for Unbundled Sub-Loops, per sub-loop pair | | | UEANL | USBMC | | 18.90 | 18.90 | | | | | | | |
| | | Loop Testing - Basic 1st Half Hour | | | UEANL | URET1 | | 26.64 | 0.00 | | | | | | | |
| | | Loop Testing - Basic Additional Half Hour | | | UEANL | URETA | | 15.15 | 15.15 | | | | | | | |
| | | 2 Wire Copper Unbundled Sub-Loop Distribution - Zone 1 | | 1 | UEF | UCS2X | 6.88 | 28.43 | 3.85 | 2.20 | 0.01 | | | | | |
| | | 2 Wire Copper Unbundled Sub-Loop Distribution - Zone 2 | | 2 | UEF | UCS2X | 8.32 | 28.43 | 3.85 | 2.20 | 0.01 | | | | | |
| | | 2 Wire Copper Unbundled Sub-Loop Distribution - Zone 3 | | 3 | UEF | UCS2X | 10.26 | 28.43 | 3.85 | 2.20 | 0.01 | | | | | |

| UNBUNDLED NETWORK ELEMENTS - Georgia | | | | | | | | | | | Attachment: 2 Exh A | | | | | |
|--|---|---------|------|--|-------|-----------|--------------|-------|-------------------------|----------------------------------|--------------------------------------|--|--|---|---|-------|
| CATEGORY | RATE ELEMENTS | Interim | Zone | BCS | USOC | RATES(\$) | | | | Svc Order Submitted Elec per LSR | Svc Order Submitted Manually per LSR | Incremental Charge - Manual Svc Order vs. Electronic-1st | Incremental Charge - Manual Svc Order vs. Electronic-Add'l | Incremental Charge - Manual Svc Order vs. Electronic-Disc 1st | Incremental Charge - Manual Svc Order vs. Electronic-Disc Add'l | |
| | | | | | | Rec | Nonrecurring | | Nonrecurring Disconnect | | OSS Rates(\$) | | | | | |
| | | | | | | | First | Add'l | First | Add'l | SOMEC | SOMAN | SOMAN | SOMAN | SOMAN | SOMAN |
| | Order Coordination for Unbundled Sub-Loops, per sub-loop pair | | | UEF | USBMC | | 18.90 | 18.90 | | | | | | | | |
| | 4 Wire Copper Unbundled Sub-Loop Distribution - Zone 1 | | 1 | UEF | UCS4X | 7.55 | 31.04 | 4.79 | 2.27 | 0.01 | | | | | | |
| | 4 Wire Copper Unbundled Sub-Loop Distribution - Zone 2 | | 2 | UEF | UCS4X | 7.12 | 31.04 | 4.79 | 2.27 | 0.01 | | | | | | |
| | 4 Wire Copper Unbundled Sub-Loop Distribution - Zone 3 | | 3 | UEF | UCS4X | 10.26 | 31.04 | 4.79 | 2.27 | 0.01 | | | | | | |
| | Order Coordination for Unbundled Sub-Loops, per sub-loop pair | | | UEF | USBMC | | 18.90 | 18.90 | | | | | | | | |
| | Loop tagging Service Level 1, Unbundled Copper Loop, Non-Designed and Distribution Subloops | | | UEF, UEANL | URETL | | 8.92 | 0.88 | | | | | | | | |
| | Loop Testing - Basic 1st Half Hour | | | UEF | URET1 | | 26.64 | 0.00 | | | | | | | | |
| | Loop Testing - Basic Additional Half Hour | | | UEF | URETA | | 15.15 | 15.15 | | | | | | | | |
| | Unbundled Sub-Loop Modification | | | | | | | | | | | | | | | |
| | Unbundled Sub-Loop Modification - 2-W Copper Dist Load Coil/Equip Removal per 2-W PR | | | UEF | ULM2X | | 0.00 | 0.00 | | | | | | | | |
| | Unbundled Sub-loop Modification - 4-W Copper Dist Load Coil/Equip Removal per 4-W PR | | | UEF | ULM4X | | 0.00 | 0.00 | | | | | | | | |
| | Unbundled Loop Modification, Removal of bridge Tap, per unbundled loop | | | UEF | ULMBT | | 0.00 | 0.00 | | | | | | | | |
| | Unbundled Network Terminating Wire (UNTW) | | | | | | | | | | | | | | | |
| | Unbundled Network Terminating Wire (UNTW) per Pair | | | UENTW | UENPP | 0.5325 | 25.10 | 12.27 | | | | | | | | |
| | Network Interface Device (NID) | | | | | | | | | | | | | | | |
| | Network Interface Device (NID) - 1-2 lines | | | UENTW | UND12 | | 32.82 | 20.67 | | | | | | | | |
| | Network Interface Device (NID) - 1-6 lines | | | UENTW | UND16 | | 55.97 | 43.82 | | | | | | | | |
| | Network Interface Device Cross Connect - 2 W | | | UENTW | UNDC2 | | 2.45 | 2.45 | | | | | | | | |
| | Network Interface Device Cross Connect - 4W | | | UENTW | UNDC4 | | 2.45 | 2.45 | | | | | | | | |
| UNE OTHER, PROVISIONING ONLY - NO RATE | | | | | | | | | | | | | | | | |
| | Unbundled Contact Name, Provisioning Only - no rate | | | UAL, UCL, UDC, UDL, UDN, UEA, UHL, UEANL, UEF, UEQ, UENTW, NTCVG, NTCUD, NTCDD1, USL | UNECN | 0.00 | 0.00 | | | | | | | | | |
| | Unbundled DS1 Loop - Superframe Format Option - no rate | | | USL, NTCDD1 | CCOSF | | 0.00 | | | | | | | | | |
| | Unbundled DS1 Loop - Expanded Superframe Format option - no rate | | | USL, NTCDD1 | CCOEF | | 0.00 | | | | | | | | | |
| | NID - Dispatch and Service Order for NID installation | | | UENTW | UNDBX | 0.00 | 0.00 | | | | | | | | | |
| | UNTW Circuit Establishment, Provisioning Only - No Rate | | | UENTW | UENCE | 0.00 | 0.00 | | | | | | | | | |
| LOOP MAKE-UP | | | | | | | | | | | | | | | | |
| | Loop Makeup - Preordering Without Reservation, per working or spare facility queried (Manual). | | | UMK | UMKLW | | 15.18 | 15.18 | | | | | | | | |
| | Loop Makeup - Preordering With Reservation, per spare facility queried (Manual). | | | UMK | UMKLP | | 19.83 | 19.83 | | | | | | | | |
| | Loop Makeup--With or Without Reservation, per working or spare facility queried (Mechanized) | | | UMK | UMKMQ | | 0.823 | 0.823 | | | | | | | | |
| LINE SPLITTING | | | | | | | | | | | | | | | | |
| | END USER ORDERING-CENTRAL OFFICE BASED | | | | | | | | | | | | | | | |
| | Line Splitting - per line activation DLEC owned splitter | | | UEPSR UEPSB | UREOS | 0.61 | | | | | | | | | | |
| | Line Splitting - per line activation BST owned - physical | | | UEPSR UEPSB | UREBP | 0.0197 | 34.43 | 22.35 | 10.38 | 7.34 | | | | | | |
| | Line Splitting - per line activation BST owned - virtual | | | UEPSR UEPSB | UREBV | 0.0188 | 34.43 | 22.35 | 10.38 | 7.34 | | | | | | |
| | END USER ORDERING - REMOTE SITE LINE SPLITTING | | | | | | | | | | | | | | | |
| | Remote Site Shared Loop Line Activation for End Users - CLEC Owned Splitter | | | UEPSR UEPSB | URERS | 0.61 | 57.13 | 23.12 | 7.11 | 7.11 | | | | | | |
| | Remote Site Shared Loop - Subsequent Activity - CLEC Owned Splitter | | | UEPSR UEPSB | URERA | | 54.10 | 21.46 | | | | | | | | |
| UNBUNDLED EXCHANGE ACCESS LOOP | | | | | | | | | | | | | | | | |
| 2-WIRE ANALOG VOICE GRADE LOOP | | | | | | | | | | | | | | | | |
| | Remote Site 2 Wire Analog Voice Grade Loop -Service Level 1-Line Splitting - CLEC Owned Splitter - Zone 1 | | 1 | UEPSR UEPSB | UEARS | 6.52 | 28.46 | 3.85 | 2.20 | 0.01 | | | | | | |

| UNBUNDLED NETWORK ELEMENTS - Georgia | | | | | | | | | | | | Attachment: 2 Exh A | | | | | |
|---|---------------|---|---------|------|-------------|-------|-----------|--------------|-------|-------------------------|----------------------------------|--------------------------------------|--|--|---|---|-------|
| CATEGORY | RATE ELEMENTS | | Interim | Zone | BCS | USOC | RATES(\$) | | | | Svc Order Submitted Elec per LSR | Svc Order Submitted Manually per LSR | Incremental Charge - Manual Svc Order vs. Electronic-1st | Incremental Charge - Manual Svc Order vs. Electronic-Add'l | Incremental Charge - Manual Svc Order vs. Electronic-Disc 1st | Incremental Charge - Manual Svc Order vs. Electronic-Disc Add'l | |
| | | | | | | | Rec | Nonrecurring | | Nonrecurring Disconnect | | OSS Rates(\$) | | | | | |
| | | | | | | | | First | Add'l | First | Add'l | SOMEc | SOMAN | SOMAN | SOMAN | SOMAN | SOMAN |
| | | Remote Site 2 Wire Analog Voice Grade Loop -Service Level 1-Line Splitting - CLEC Owned Splitter - Zone 2 | | 2 | UEPSR UEPSB | UEARS | 10.18 | 28.46 | 3.85 | 2.20 | 0.01 | | | | | | |
| | | Remote Site 2 Wire Analog Voice Grade Loop -Service Level 1-Line Splitting - CLEC Owned Splitter - Zone 3 | | 3 | UEPSR UEPSB | UEARS | 19.51 | 28.46 | 3.85 | 2.20 | 0.01 | | | | | | |
| UNE Loop Rates for Line Splitting (In Ga. PSC ordered the line splitting loop USOCs match the lower port- loop combo rates UEPLX) | | | | | | | | | | | | | | | | | |
| | | 2-Wire Voice Grade Loop (SL1) for Line Splitting - Zone 1 | I | 1 | UEPSR UEPSB | UEALS | 10.98 | 10.04 | 7.35 | 1.37 | 1.28 | | | | | | |
| | | 2-Wire Voice Grade Loop (SL1) for Line Splitting - Zone 1 | I | 1 | UEPSR UEPSB | UEABS | 10.98 | 10.04 | 7.35 | 1.37 | 1.28 | | | | | | |
| | | 2-Wire Voice Grade Loop (SL1) for Line Splitting - Zone 2 | I | 2 | UEPSR UEPSB | UEALS | 16.30 | 10.04 | 7.35 | 1.37 | 1.28 | | | | | | |
| | | 2-Wire Voice Grade Loop (SL1) for Line Splitting - Zone 2 | I | 2 | UEPSR UEPSB | UEABS | 16.30 | 10.04 | 7.35 | 1.37 | 1.28 | | | | | | |
| | | 2-Wire Voice Grade Loop (SL1)for Line Splitting - Zone 3 | I | 3 | UEPSR UEPSB | UEALS | 34.73 | 10.04 | 7.35 | 1.37 | 1.28 | | | | | | |
| | | 2-Wire Voice Grade Loop (SL1)for Line Splitting - Zone 3 | I | 3 | UEPSR UEPSB | UEABS | 34.73 | 10.04 | 7.35 | 1.37 | 1.28 | | | | | | |
| PHYSICAL COLLOCATION | | | | | | | | | | | | | | | | | |
| | | Physical Collocation-2 Wire Cross Connects (Loop) for Line Splitting | | | UEPSR UEPSB | PE1LS | 0.0202 | 0.00 | 0.00 | | | | | | | | |
| VIRTUAL COLLOCATION | | | | | | | | | | | | | | | | | |
| | | Virtual Collocation-2 Wire Cross Connects (Loop) for Line Splitting | | | UEPSR UEPSB | VE1LS | 0.0192 | 0.00 | 0.00 | 0.00 | 0.00 | | | | | | |
| LINE SHARING | | | | | | | | | | | | | | | | | |
| SPLITTERS-CENTRAL OFFICE BASED | | | | | | | | | | | | | | | | | |
| | | Line Sharing Splitter, per System 96 Line Capacity | | | ULS | ULSDA | 131.00 | 0.00 | 0.00 | 0.00 | 0.00 | | | | | | |
| | | Line Sharing Splitter, per System 24 Line Capacity | | | ULS | ULSDB | 32.00 | 0.00 | 0.00 | 0.00 | 0.00 | | | | | | |
| | | Line Sharing Splitter, Per System, 8 Line Capacity | | | ULS | ULSD8 | 11.00 | 0.00 | 0.00 | 0.00 | 0.00 | | | | | | |
| | | Line Sharing-DLEC Owned Splitter in CO-CFA activaton-deactivation (per LSOD) | | | ULS | ULSDG | | 72.34 | 0.00 | 68.76 | 0.00 | | | | | | |
| LINE SHARING | | | | | | | | | | | | | | | | | |
| END USER ORDERING-CENTRAL OFFICE BASED LINE SHARING | | | | | | | | | | | | | | | | | |
| | | Line Sharing - per Line Activation (BST Owned splitter) | | | ULS | ULSDC | 0.61 | 10.51 | 7.70 | 7.00 | 4.20 | | | | | | |
| | | Line Sharing - per Line Activation (BST Owned splitter) | | | ULS | ULSDT | 0.61 | 10.51 | 7.70 | 7.00 | 4.20 | | | | | | |
| | | Line Sharing - per Subsequent Activity per Line Rearrangement(BST Owned Splitter | | | ULS | ULSDS | | 36.23 | 13.23 | 16.94 | 1.69 | | | | | | |
| | | Line Sharing - per Subsequent Activity per Line Rearrangement(BST Owned Splitter | | | ULS | ULSCS | | 36.23 | 13.23 | 16.94 | 1.69 | | | | | | |
| | | Line Sharing - per Line Activation (DLEC owned Splitter) | | | ULS | ULSCC | | 29.88 | 16.28 | 12.08 | 7.34 | | | | | | |
| | | Line Sharing - per Line Activation (DLEC owned Splitter) | | | ULS | ULSCT | | 29.88 | 16.28 | 12.08 | 7.34 | | | | | | |
| REMOTE SITE HIGH FREQUENCY SPECTRUM | | | | | | | | | | | | | | | | | |
| SPLITTERS-REMOTE SITE | | | | | | | | | | | | | | | | | |
| | | Remote Site Line Share BellSouth Owned Splitter, 24 Port | | | ULS | ULSRB | 31.64 | 90.65 | | 64.74 | | | | | | | |
| | | Remote Site Line Share Line Activationfor End User Served at RS, BST Splitter | | | ULS | ULSRT | | 43.54 | 17.28 | 6.82 | 3.82 | | | | | | |
| | | Remote Site Line Share Cable Pair Activation CLEC Owned at RS and Deactivation | | | ULS | ULSTG | | 75.02 | | 47.17 | | | | | | | |
| UNBUNDLED DEDICATED TRANSPORT | | | | | | | | | | | | | | | | | |
| INTEROFFICE CHANNEL - DEDICATED TRANSPORT | | | | | | | | | | | | | | | | | |
| | | Interoffice Channel - 2-Wire Voice Grade - per mile | | | U1TVX | 1L5XX | 0.0059 | | | | | | | | | | |
| | | Interoffice Channel - 2-Wire Voice Grade - Facility Termination | | | U1TVX | U1TV2 | 13.15 | 48.41 | 19.46 | 16.56 | 4.99 | | | | | | |
| | | Interoffice Channel - 2-Wire Voice Grade Rev Bat. - per mile | | | U1TVX | 1L5XX | 0.0059 | | | | | | | | | | |
| | | Interoffice Channel - 2-Wire VG Rev Bat. - Facility Termination | | | U1TVX | U1TR2 | 13.15 | 48.41 | 19.46 | 16.56 | 4.99 | | | | | | |
| | | Interoffice Channel - 4-Wire Voice Grade - per mile | | | U1TVX | 1L5XX | 0.0059 | | | | | | | | | | |
| | | Interoffice Channel - 4- Wire Voice Grade - Facility Termination | | | U1TVX | U1TV4 | 11.01 | 48.41 | 19.46 | 16.56 | 4.99 | | | | | | |
| | | Interoffice Channel - 56 kbps - per mile | | | U1TDX | 1L5XX | 0.0059 | | | | | | | | | | |
| | | Interoffice Channel - 56 kbps - Facility Termination | | | U1TDX | U1TD5 | 8.00 | 48.41 | 19.46 | 16.56 | 4.99 | | | | | | |
| | | Interoffice Channel - 64 kbps - per mile | | | U1TDX | 1L5XX | 0.0059 | | | | | | | | | | |
| | | Interoffice Channel - 64 kbps - Facility Termination | | | U1TDX | U1TD6 | 8.00 | 48.41 | 19.46 | 16.56 | 4.99 | | | | | | |
| | | Interoffice Channel - DS1 - per mile | | | U1TD1 | 1L5XX | 0.1199 | | | | | | | | | | |
| | | Interoffice Channel - DS1 - Facility Termination | | | U1TD1 | U1TF1 | 34.93 | 110.92 | 80.20 | 31.33 | 21.71 | | | | | | |
| | | Interoffice Channel - DS3 - per mile | | | U1TD3 | 1L5XX | 2.63 | | | | | | | | | | |
| | | Interoffice Channel - DS3 - Facility Termination | | | U1TD3 | U1TF3 | 349.42 | 320.16 | 86.24 | 66.71 | 52.76 | | | | | | |

| UNBUNDLED NETWORK ELEMENTS - Georgia | | | | | | | | | | | Attachment: 2 Exh A | | | | | |
|--------------------------------------|--|--|---------|------|---------------------|-------|-----------|--------------|--------|-------------------------|----------------------------------|--------------------------------------|--|--|---|---|
| CATEGORY | | RATE ELEMENTS | Interim | Zone | BCS | USOC | RATES(\$) | | | | Svc Order Submitted Elec per LSR | Svc Order Submitted Manually per LSR | Incremental Charge - Manual Svc Order vs. Electronic-1st | Incremental Charge - Manual Svc Order vs. Electronic-Add'l | Incremental Charge - Manual Svc Order vs. Electronic-Disc 1st | Incremental Charge - Manual Svc Order vs. Electronic-Disc Add'l |
| | | | | | | | Rec | Nonrecurring | | Nonrecurring Disconnect | | | | | | |
| | | | | | | | First | Add'l | First | Add'l | SOMEc | SOMAN | SOMAN | SOMAN | SOMAN | SOMAN |
| | | Interoffice Channel - STS-1 - per mile | | | U1TS1 | 1L5XX | 2.63 | | | | | | | | | |
| | | Interoffice Channel - STS-1 - Facility Termination | | | U1TS1 | U1TFS | 366.43 | 320.16 | 86.24 | 66.71 | 52.76 | | | | | |
| | | UNBUNDLED DARK FIBER | | | | | | | | | | | | | | |
| | | Dark Fiber - Interoffice Transport, Per Four Fiber Strands, Per Route Mile Or Fraction Thereof | | | UDF, UDFCX | 1L5DF | 24.17 | | | | | | | | | |
| | | Dark Fiber - Interoffice Transport, Per Four Fiber Strands, Per Route Mile Or Fraction Thereof | | | UDF, UDFCX | UDF14 | 1,774.79 | 89.66 | 73.57 | 18.69 | | | | | | |
| | | HIGH CAPACITY UNBUNDLED LOCAL LOOP | | | | | | | | | | | | | | |
| | | DS-3/STS-1 UNBUNDLED LOCAL LOOP - Stand Alone | | | | | | | | | | | | | | |
| | | DS3 Unbundled Local Loop - per mile | | | UE3 | 1L5ND | 11.40 | | | | | | | | | |
| | | DS3 Unbundled Local Loop - Facility Termination | | | UE3 | UE3PX | 258.44 | 1,751.51 | 131.77 | 112.80 | 75.81 | | | | | |
| | | STS-1 Unbundled Local Loop - per mile | | | UDLSX | 1L5ND | 11.40 | | | | | | | | | |
| | | STS-1 Unbundled Local Loop - Facility Termination | | | UDLSX | UDLS1 | 349.42 | 1,751.51 | 131.77 | 112.80 | 75.81 | | | | | |
| | | ENHANCED EXTENDED LINK (EELS) | | | | | | | | | | | | | | |
| | | Network Elements Used in Combinations | | | | | | | | | | | | | | |
| | | 2-Wire VG Loop (SL2) in Combination - Zone 1 | | 1 | UNCVX | UEAL2 | 13.32 | 195.75 | 36.35 | 18.40 | 6.86 | | | | | |
| | | 2-Wire VG Loop (SL2) in Combination - Zone 2 | | 2 | UNCVX | UEAL2 | 18.66 | 195.75 | 36.35 | 18.40 | 6.86 | | | | | |
| | | 2-Wire VG Loop (SL2) in Combination - Zone 3 | | 3 | UNCVX | UEAL2 | 36.33 | 195.75 | 36.35 | 18.40 | 6.86 | | | | | |
| | | 4-Wire Analog Voice Grade Loop in Combination - Zone 1 | | 1 | UNCVX | UEAL4 | 21.04 | 195.75 | 36.35 | 18.40 | 6.86 | | | | | |
| | | 4-Wire Analog Voice Grade Loop in Combination - Zone 2 | | 2 | UNCVX | UEAL4 | 24.49 | 195.75 | 36.35 | 18.40 | 6.86 | | | | | |
| | | 4-Wire Analog Voice Grade Loop in Combination - Zone 3 | | 3 | UNCVX | UEAL4 | 33.40 | 195.75 | 36.35 | 18.40 | 6.86 | | | | | |
| | | 2-Wire ISDN Loop in Combination - Zone 1 | | 1 | UNCNX | U1L2X | 22.73 | 195.75 | 36.35 | 18.40 | 6.86 | | | | | |
| | | 2-Wire ISDN Loop in Combination - Zone 2 | | 2 | UNCNX | U1L2X | 29.11 | 195.75 | 36.35 | 18.40 | 6.86 | | | | | |
| | | 2-Wire ISDN Loop in Combination - Zone 3 | | 3 | UNCNX | U1L2X | 46.42 | 195.75 | 36.35 | 18.40 | 6.86 | | | | | |
| | | 4-Wire 56Kbps Digital Grade Loop in Combination - Zone 1 | | 1 | UNCDX | UDL56 | 25.81 | 195.75 | 36.35 | 18.40 | 6.86 | | | | | |
| | | 4-Wire 56Kbps Digital Grade Loop in Combination - Zone 2 | | 2 | UNCDX | UDL56 | 31.54 | 195.75 | 36.35 | 18.40 | 6.86 | | | | | |
| | | 4-Wire 56Kbps Digital Grade Loop in Combination - Zone 3 | | 3 | UNCDX | UDL56 | 42.38 | 195.75 | 36.35 | 18.40 | 6.86 | | | | | |
| | | 4-Wire 64Kbps Digital Grade Loop in Combination - Zone 1 | | 1 | UNCDX | UDL64 | 25.81 | 195.75 | 36.35 | 18.40 | 6.86 | | | | | |
| | | 4-Wire 64Kbps Digital Grade Loop in Combination - Zone 2 | | 2 | UNCDX | UDL64 | 31.54 | 195.75 | 36.35 | 18.40 | 6.86 | | | | | |
| | | 4-Wire 64Kbps Digital Grade Loop in Combination - Zone 3 | | 3 | UNCDX | UDL64 | 42.38 | 195.75 | 36.35 | 18.40 | 6.86 | | | | | |
| | | 4-Wire DS1 Digital Loop in Combination - Zone 1 | | 1 | UNC1X | USLXX | 49.41 | 209.25 | 70.37 | 37.87 | 6.86 | | | | | |
| | | 4-Wire DS1 Digital Loop in Combination - Zone 2 | | 2 | UNC1X | USLXX | 52.55 | 209.25 | 70.37 | 37.87 | 6.86 | | | | | |
| | | 4-Wire DS1 Digital Loop in Combination - Zone 3 | | 3 | UNC1X | USLXX | 68.40 | 209.25 | 70.37 | 37.87 | 6.86 | | | | | |
| | | DS3 Local Loop in combination - per mile | | | UNC3X | 1L5ND | 11.40 | | | | | | | | | |
| | | DS3 Local Loop in combination - Facility Termination | | | UNC3X | UE3PX | 258.44 | 1,259.23 | 628.22 | 41.49 | 20.74 | | | | | |
| | | STS-1 Local Loop in combination - per mile | | | UNC3X | 1L5ND | 11.40 | | | | | | | | | |
| | | STS-1 Local Loop in combination - Facility Termination | | | UNC3X | UDLS1 | 349.42 | 1,259.23 | 628.22 | 41.49 | 20.74 | | | | | |
| | | Interoffice Channel in combination - 2-wire VG - per mile | | | UNCVX | 1L5XX | 0.0059 | | | | | | | | | |
| | | Interoffice Channel in combination - 2-wire VG - Facility Termination | | | UNCVX | U1TV2 | 13.15 | 66.47 | 33.57 | 43.38 | 27.57 | | | | | |
| | | Interoffice Channel in combination - 4-wire VG - per mile | | | UNCVX | 1L5XX | 0.0059 | | | | | | | | | |
| | | Interoffice Channel in combination - 4-wire VG - Facility Termination | | | UNCVX | U1TV4 | 10.78 | 66.47 | 33.57 | 43.38 | 27.57 | | | | | |
| | | Interoffice Channel in combination - 4-wire 56 kbps - per mile | | | UNCDX | 1L5XX | 0.0059 | | | | | | | | | |
| | | Interoffice Channel in combination - 4-wire 56 kbps - Facility Termination | | | UNCDX | U1TD5 | 8.00 | 66.47 | 33.57 | 43.38 | 27.57 | | | | | |
| | | Interoffice Channel in combination - 4-wire 64 kbps - per mile | | | UNCDX | 1L5XX | 0.0059 | | | | | | | | | |
| | | Interoffice Channel in combination - 4-wire 64 kbps - Facility Termination | | | UNCDX | U1TD6 | 8.00 | 66.47 | 33.57 | 43.38 | 27.57 | | | | | |
| | | Interoffice Channel in combination - DS1 - per mile | | | UNC1X | 1L5XX | 0.1199 | | | | | | | | | |
| | | Interoffice Channel in combination - DS1 Facility Termination | | | UNC1X | U1TF1 | 34.93 | 87.67 | 45.69 | 43.76 | 27.95 | | | | | |
| | | Interoffice Channel in combination - DS3 - per mile | | | UNC3X | 1L5XX | 2.63 | | | | | | | | | |
| | | Interoffice Channel in combination - DS3 - Facility Termination | | | UNC3X | U1TF3 | 349.42 | 325.59 | 76.99 | 49.51 | 32.85 | | | | | |
| | | Interoffice Channel in combination - STS-1 - per mile | | | UNC3X | 1L5XX | 2.63 | | | | | | | | | |
| | | Interoffice Channel in combination - STS-1 Facility Termination | | | UNC3X | U1TFS | 366.43 | 325.59 | 76.99 | 49.51 | 32.85 | | | | | |
| | | ADDITIONAL NETWORK ELEMENTS | | | | | | | | | | | | | | |
| | | Optional Features & Functions: | | | | | | | | | | | | | | |
| | | Clear Channel Capability Extended Frame Option - per DS1 | I | | U1TD1, ULDD1, UNC1X | CCOEF | 0.00 | 0.00 | | | | | | | | |

| UNBUNDLED NETWORK ELEMENTS - Georgia | | | | | | | | | | Attachment: 2 Exh A | | | | | | |
|--------------------------------------|---|---------|------|---|-------|-----------|--------------|-------|-------------------------|----------------------------------|--------------------------------------|--|--|---|---|-------|
| CATEGORY | RATE ELEMENTS | Interim | Zone | BCS | USOC | RATES(\$) | | | | Svc Order Submitted Elec per LSR | Svc Order Submitted Manually per LSR | Incremental Charge - Manual Svc Order vs. Electronic-1st | Incremental Charge - Manual Svc Order vs. Electronic-Add'l | Incremental Charge - Manual Svc Order vs. Electronic-Disc 1st | Incremental Charge - Manual Svc Order vs. Electronic-Disc Add'l | |
| | | | | | | Rec | Nonrecurring | | Nonrecurring Disconnect | | OSS Rates(\$) | | | | | |
| | | | | | | | First | Add'l | First | Add'l | SOMEc | SOMAN | SOMAN | SOMAN | SOMAN | SOMAN |
| | Clear Channel Capability Super FrameOption - per DS1 | I | | U1TD1, ULDD1,UNC1X | CCOSF | | 0.00 | 0.00 | | | | | | | | |
| | Clear Channel Capability (SF/ESF) Option - Subsequent Activity - per DS1 | I | | ULDD1, U1TD1, UNC1X, USL | NRCCC | | 184.62 | 23.78 | 2.03 | 0.79 | | | | | | |
| | C-bit Parity Option - Subsequent Activity - per DS3 | i | | U1TD3, ULDD3, UE3, UNC3X | NRCC3 | | 218.74 | 7.66 | 0.7591 | 0.00 | | | | | | |
| | DS1/DS0 Channel System | | | UNC1X | MQ1 | 71.23 | 86.01 | 0.00 | 0.00 | 0.00 | | | | | | |
| | DS3/DS1Channel System | | | UNC3X, UNCSX | MQ3 | 124.39 | 0.00 | 0.00 | 0.00 | 0.00 | | | | | | |
| | Voice Grade COCI in combination | | | UNCVX | 1D1VG | 0.479 | 27.30 | 2.90 | 16.85 | 1.04 | | | | | | |
| | Voice Grade COCI - for Stand Alone Local Loop | | | UEA | 1D1VG | 0.479 | 27.30 | 2.90 | 16.85 | 1.04 | | | | | | |
| | Voice Grade COCI - for connection to a channelized DS1 Local Channel in the same SWC as collocation | | | U1TUC | 1D1VG | 0.479 | 27.30 | 2.90 | 16.85 | 1.04 | | | | | | |
| | OCU-DP COCI (2.4-64kbs) in combination | | | UNCDX | 1D1DD | 1.02 | 27.30 | 2.90 | 16.85 | 1.04 | | | | | | |
| | OCU-DP COCI (2.4-64kbs) - for Stand Alone Local Loop | | | UDL | 1D1DD | 1.02 | 27.30 | 2.90 | 16.85 | 1.04 | | | | | | |
| | OCU-DP COCI (2.4-64kbs) - for connection to a channelized DS1 Local Channel in the same SWC as collocation | | | U1TUD | 1D1DD | 1.02 | 27.30 | 2.90 | 16.85 | 1.04 | | | | | | |
| | 2-wire ISDN COCI (BRITE) in combination | | | UNCNX | UC1CA | 1.70 | 27.30 | 2.90 | 16.85 | 1.04 | | | | | | |
| | 2-wire ISDN COCI (BRITE) - for a Local Loop | | | UDN | UC1CA | 1.70 | 27.30 | 2.90 | 16.85 | 1.04 | | | | | | |
| | 2-wire ISDN COCI (BRITE) - for connection to a channelized DS1 Local Channel in the same SWC as collocation | | | U1TUB | UC1CA | 1.70 | 27.30 | 2.90 | 16.85 | 1.04 | | | | | | |
| | DS1 COCI in combination | | | UNC1X | UC1D1 | 7.50 | 27.30 | 2.90 | 16.85 | 1.04 | | | | | | |
| | DS1 COCI - for Stand Alone Local Channel | | | ULDD1 | UC1D1 | 7.50 | 27.30 | 2.90 | 16.85 | 1.04 | | | | | | |
| | DS1 COCI - for Stand Alone Interoffice Channel | | | U1TD1 | UC1D1 | 7.50 | 27.30 | 2.90 | 16.85 | 1.04 | | | | | | |
| | DS1 COCI - for Stand Alone Local Loop | | | USL | UC1D1 | 7.50 | 27.30 | 2.90 | 16.85 | 1.04 | | | | | | |
| | DS1 COCI - for connection to a channelized DS1 Local Channel in the same SWC as collocation | | | U1TUA | UC1D1 | 7.50 | 27.30 | 2.90 | 16.85 | 1.04 | | | | | | |
| | Wholesale - UNE, Switch-As-Is Conversion Charge | | | UNCVX, UNCDX, UNC1X, UNC3X, UNCSX, UDFCX, XDH1X, HFQC6, XDD2X, XDV6X, XDDFX, XDD4X, HFRST | UNCCC | | 5.69 | 5.69 | 6.60 | 6.60 | | | | | | |
| | Unbundled Misc Rate Element, SNE SAI, Single Network Element - Switch As Is Non-recurring Charge, per circuit (LSR) | I | | U1TVX, U1TDX, U1TD1, U1TD3, U1TS1, UDF, UE3 | URES | | 36.95 | 16.17 | | | | | | | | |
| | Unbundled Misc Rate Element, SNE SAI, Single Network Element - Switch As Is Non-recurring Charge, incremental charge per circuit on a spreadsheet | i | | U1TVX, U1TDX, U1TD1, U1TD3, U1TS1, UDF, UE3 | URESP | | 1.49 | 1.49 | | | | | | | | |
| | Access to DCS - Customer Reconfiguration (FlexServ) | | | | | | | | | | | | | | | |
| | Customer Reconfiguration Establishment | | | | | | 1.40 | | 1.63 | | | | | | | |
| | DS1 DCS Termination with DS0 Switching | | | | | 20.08 | 24.87 | 18.91 | 15.02 | 11.94 | | | | | | |
| | DS1 DCS Termination with DS1 Switching | | | | | 7.24 | 18.16 | 12.19 | 11.13 | 8.05 | | | | | | |
| | DS3 DCS Termination with DS1 Switching | | | | | 128.34 | 24.87 | 18.91 | 15.02 | 11.94 | | | | | | |
| | Node (SynchroNet) | | | | | | | | | | | | | | | |
| | Node per month | | | UNCDX | UNCNT | 13.98 | | | | | | | | | | |
| | Service Rearrangements | | | | | | | | | | | | | | | |
| | NRC - Change in Facility Assignment per circuit Service Rearrangement | I | | U1TVX, U1TDX, UEA, UDL, U1TUC, U1TUD, U1TUB, ULDVX, ULDDX, UNCVX, UNCDX, UNC1X | URETD | | 100.91 | 42.97 | | | | | | | | |
| | NRC - Change in Facility Assignment per circuit Project Management (added to CFA per circuit if project managed) | I | | U1TVX, U1TDX, UEA, UDL, U1TUC, U1TUD, U1TUB, ULDVX, ULDDX, UNCVX, UNCDX, UNC1X | URETB | | 3.68 | 3.68 | | | | | | | | |

| UNBUNDLED NETWORK ELEMENTS - Georgia | | | | | | | | | | | | Attachment: 2 Exh A | | | |
|--|---|---------|------|---|-------|-----------|--------------|--------|-------------------------|----------------------------------|--------------------------------------|--|--|---|---|
| CATEGORY | RATE ELEMENTS | Interim | Zone | BCS | USOC | RATES(\$) | | | | Svc Order Submitted Elec per LSR | Svc Order Submitted Manually per LSR | Incremental Charge - Manual Svc Order vs. Electronic-1st | Incremental Charge - Manual Svc Order vs. Electronic-Add'l | Incremental Charge - Manual Svc Order vs. Electronic-Disc 1st | Incremental Charge - Manual Svc Order vs. Electronic-Disc Add'l |
| | | | | | | Rec | Nonrecurring | | Nonrecurring Disconnect | | OSS Rates(\$) | | | | |
| | | | | | | | First | Add'l | First | Add'l | SOMEc | SOMAN | SOMAN | SOMAN | SOMAN |
| | NRC - Order Coordination Specific Time - Dedicated Transport | I | | UNC1X, UNC3X | OCOSR | | 18.89 | 18.89 | | | | | | | |
| | UNE Reconfiguration Change Charge per Circuit | I | | UNC1X | URERC | | 35.00 | 35.00 | | | | | | | |
| | UNE Reconfiguration Change Charge per Circuit Project Managed | I | | UNC1X | URERP | | 3.68 | 3.68 | | | | | | | |
| COMMINGLING | | | | | | | | | | | | | | | |
| | Commingling Authorization | | | UNCVX, UNCDX, UNC1X, UNC3X, UNCSX, U1TD1, U1TD3, U1TS1, UE3, UDLSX, U1TVX, U1TDX, U1TUB, ULDVX, ULDD1, ULDD3, ULDS1 | CMGAU | 0.00 | 0.00 | 0.00 | 0.00 | 0.00 | | | | | |
| Commingled (UNE part of single bandwidth circuit and interfaces) | | | | | | | | | | | | | | | |
| | Commingled VG COCI | | | XDV2X, NTCVG | 1D1VG | 0.479 | 27.30 | 2.90 | 16.85 | 1.04 | | | | | |
| | Commingled Digital COCI | | | XDV6X, NTCUD | 1D1DD | 1.02 | 27.30 | 2.90 | 16.85 | 1.04 | | | | | |
| | Commingled ISDN COCI | | | XDD4X | UC1CA | 1.70 | 27.30 | 2.90 | 16.85 | 1.04 | | | | | |
| | Commingled 2-wire VG Interoffice Channel | | | XDV2X | U1TV2 | 13.15 | 66.47 | 33.57 | 43.38 | 27.57 | | | | | |
| | Commingled 4-wire VG Interoffice Channel | | | XDV6X | U1TV4 | 10.78 | 66.47 | 33.57 | 43.38 | 27.57 | | | | | |
| | Commingled 56kbps Interoffice Channel | | | XDD4X | U1TD5 | 8.00 | 66.47 | 33.57 | 43.38 | 27.57 | | | | | |
| | Commingled 64kbps Interoffice Channel | | | XDD4X | U1TD6 | 8.00 | 66.47 | 33.57 | 43.38 | 27.57 | | | | | |
| | Commingled VG/DS0 Interoffice Channel Mileage | | | XDV2X, XDV6X, XDD4X | 1L5XX | 0.0059 | | | | | | | | | |
| | Commingled 2-wire Local Loop Zone 1 | | 1 | XDV2X | UEAL2 | 13.32 | 195.75 | 36.35 | 18.40 | 6.86 | | | | | |
| | Commingled 2-wire Local Loop Zone 2 | | 2 | XDV2X | UEAL2 | 18.66 | 195.75 | 36.35 | 18.40 | 6.86 | | | | | |
| | Commingled 2-wire Local Loop Zone 3 | | 3 | XDV2X | UEAL2 | 36.33 | 195.75 | 36.35 | 18.40 | 6.86 | | | | | |
| | Commingled 4-wire Local Loop Zone 1 | | 1 | XDV6X | UEAL4 | 21.04 | 195.75 | 36.35 | 18.40 | 6.86 | | | | | |
| | Commingled 4-wire Local Loop Zone 2 | | 2 | XDV6X | UEAL4 | 24.49 | 195.75 | 36.35 | 18.40 | 6.86 | | | | | |
| | Commingled 4-wire Local Loop Zone 3 | | 3 | XDV6X | UEAL4 | 33.40 | 195.75 | 36.35 | 18.40 | 6.86 | | | | | |
| | Commingled 56kbps Local Loop Zone 1 | | 1 | XDD4X | UDL56 | 25.81 | 195.75 | 36.35 | 18.40 | 6.86 | | | | | |
| | Commingled 56kbps Local Loop Zone 2 | | 2 | XDD4X | UDL56 | 31.54 | 195.75 | 36.35 | 18.40 | 6.86 | | | | | |
| | Commingled 56kbps Local Loop Zone 3 | | 3 | XDD4X | UDL56 | 42.38 | 195.75 | 36.35 | 18.40 | 6.86 | | | | | |
| | Commingled 64kbps Local Loop Zone 1 | | 1 | XDD4X | UDL64 | 25.81 | 195.75 | 36.35 | 18.40 | 6.86 | | | | | |
| | Commingled 64kbps Local Loop Zone 2 | | 2 | XDD4X | UDL64 | 31.54 | 195.75 | 36.35 | 18.40 | 6.86 | | | | | |
| | Commingled 64kbps Local Loop Zone 3 | | 3 | XDD4X | UDL64 | 42.38 | 195.75 | 36.35 | 18.40 | 6.86 | | | | | |
| | Commingled ISDN Local Loop Zone 1 | | 1 | XDD4X | U1L2X | 22.73 | 195.75 | 36.35 | 18.40 | 6.86 | | | | | |
| | Commingled ISDN Local Loop Zone 2 | | 2 | XDD4X | U1L2X | 29.11 | 195.75 | 36.35 | 18.40 | 6.86 | | | | | |
| | Commingled ISDN Local Loop Zone 3 | | 3 | XDD4X | U1L2X | 46.42 | 195.75 | 36.35 | 18.40 | 6.86 | | | | | |
| | Commingled DS1 COCI | | | XDH1X, NTCDD1 | UC1D1 | 7.50 | 27.30 | 2.90 | 16.85 | 1.04 | | | | | |
| | Commingled DS1 Interoffice Channel | | | XDH1X | U1TF1 | 34.93 | 87.67 | 45.69 | 43.76 | 27.95 | | | | | |
| | Commingled DS1 Interoffice Channel Mileage | | | XDH1X | 1L5XX | 0.1199 | | | | | | | | | |
| | Commingled DS1/DS0 Channel System | | | XDH1X | MQ1 | 71.23 | 86.01 | 0.00 | 0.00 | 0.00 | | | | | |
| | Commingled DS1 Local Loop Zone 1 | | 1 | XDH1X | USLXX | 49.41 | 209.25 | 70.37 | 37.87 | 6.86 | | | | | |
| | Commingled DS1 Local Loop Zone 2 | | 2 | XDH1X | USLXX | 52.55 | 209.25 | 70.37 | 37.87 | 6.86 | | | | | |
| | Commingled DS1 Local Loop Zone 3 | | 3 | XDH1X | USLXX | 68.40 | 209.25 | 70.37 | 37.87 | 6.86 | | | | | |
| | Commingled DS3 Local Loop | | | HFQC6 | UE3PX | 258.44 | 1,751.51 | 131.77 | 112.80 | 75.81 | | | | | |
| | Commingled DS3/STS-1 Local Loop Mileage | | | HFQC6, HFRST | 1L5ND | 11.40 | | | | | | | | | |
| | Commingled STS-1 Local Loop | | | HFRST | UDLS1 | 349.42 | 1,751.51 | 131.77 | 112.80 | 75.81 | | | | | |
| | Commingled DS3/DS1 Channel System | | | HFQC6 | MQ3 | 124.39 | 0.00 | 0.00 | 0.00 | 0.00 | | | | | |
| | Commingled DS3 Interoffice Channel | | | HFQC6 | U1TF3 | 349.42 | 325.59 | 76.99 | 49.51 | 32.85 | | | | | |
| | Commingled DS3 Interoffice Channel Mileage | | | HFQC6 | 1L5XX | 2.63 | | | | | | | | | |
| | Commingled STS-1Interoffice Channel | | | HFRST | U1TFS | 366.43 | 325.59 | 76.99 | 49.51 | 32.85 | | | | | |
| | Commingled STS-1Interoffice Channel Mileage | | | HFRST | 1L5XX | 2.63 | | | | | | | | | |
| | Commingled Dark Fiber - Interoffice Transport, Per Four Fiber Strands, Per Route Mile Or Fraction Thereof | | | HEQDL | 1L5DF | 24.17 | | | | | | | | | |
| | Commingled Dark Fiber - Interoffice Transport, Per Four Fiber Strands, Per Route Mile Or Fraction Thereof | | | HEQDL | UDF14 | | 1,774.79 | 89.66 | 73.57 | 18.69 | | | | | |
| | UNE to Commingled Conversion Tracking | | | XDH1X, HFQC6 | CMGUN | 0.00 | 0.00 | 0.00 | 0.00 | 0.00 | | | | | |

| UNBUNDLED NETWORK ELEMENTS - Georgia | | | | | | | | | | | Attachment: 2 Exh A | | | | | |
|--|--|---------|------|--------------|-------|-----------|--------------|--------|-------------------------|----------------------------------|--------------------------------------|--|--|---|---|-------|
| CATEGORY | RATE ELEMENTS | Interim | Zone | BCS | USOC | RATES(\$) | | | | Svc Order Submitted Elec per LSR | Svc Order Submitted Manually per LSR | Incremental Charge - Manual Svc Order vs. Electronic-1st | Incremental Charge - Manual Svc Order vs. Electronic-Add'l | Incremental Charge - Manual Svc Order vs. Electronic-Disc 1st | Incremental Charge - Manual Svc Order vs. Electronic-Disc Add'l | |
| | | | | | | Rec | Nonrecurring | | Nonrecurring Disconnect | | OSS Rates(\$) | | | | | |
| | | | | | | | First | Add'l | First | Add'l | SOMEc | SOMAN | SOMAN | SOMAN | SOMAN | SOMAN |
| | SPA to Commingled Conversion Tracking | | | XDH1X, HFQC6 | CMGSP | 0.00 | 0.00 | 0.00 | 0.00 | 0.00 | | | | | | |
| LNP Query Service | | | | | | | | | | | | | | | | |
| | LNP Charge Per query | | | | | 0.0008034 | | | | | | | | | | |
| | LNP Service Establishment Manual | | | | | | 12.49 | | 11.09 | | | | | | | |
| | LNP Service Provisioning with Point Code Establishment | | | | | | 574.87 | 293.68 | 251.47 | 184.91 | | | | | | |
| 911 PBX LOCATE | | | | | | | | | | | | | | | | |
| 911 PBX LOCATE DATABASE CAPABILITY | | | | | | | | | | | | | | | | |
| | Service Establishment per CLEC per End User Account | | | 9PBDC | 9PBEU | | 1,825.00 | | | | | | | | | |
| | Changes to TN Range or Customer Profile | | | 9PBDC | 9PBTN | | 182.67 | | | | | | | | | |
| | Per Telephone Number (Monthly) | | | 9PBDC | 9PBMM | 0.07 | | | | | | | | | | |
| | Change Company (Service Provider) ID | | | 9PBDC | 9PBPC | | 536.23 | | | | | | | | | |
| | PBX Locate Service Support per CLEC (Monthlt) | | | 9PBDC | 9PBMR | 176.96 | | | | | | | | | | |
| | Service Order Charge | | | 9PBDC | 9PBSC | | 11.73 | | | | | | | | | |
| 911 PBX LOCATE TRANSPORT COMPONENT | | | | | | | | | | | | | | | | |
| See Att 3 | | | | | | | | | | | | | | | | |
| Note: Rates displaying an "I" in Interim column are interim as a result of a Commission order. | | | | | | | | | | | | | | | | |

| UNBUNDLED NETWORK ELEMENTS - Kentucky | | | | | | | | | | | | | | Attachment 2 Exh A: | | | | |
|--|---------------|--|--|--|---------|------|-----|---|-----------|--------------|--------|-------------------------|----------------------------------|--------------------------------------|--|--|---|---|
| CATEGORY | RATE ELEMENTS | | | | Interim | Zone | BCS | USOC | RATES(\$) | | | | Svc Order Submitted Elec per LSR | Svc Order Submitted Manually per LSR | Incremental Charge - Manual Svc Order vs. Electronic-1st | Incremental Charge - Manual Svc Order vs. Electronic-Add'l | Incremental Charge - Manual Svc Order vs. Electronic-Disc 1st | Incremental Charge - Manual Svc Order vs. Electronic-Disc Add'l |
| | | | | | | | | | | | | | | | | | | |
| | | | | | | | | | Rec | Nonrecurring | | Nonrecurring Disconnect | | OSS Rates(\$) | | | | |
| | | | | | | | | | | First | Add'l | First | Add'l | SOME C | SOMAN | SOMAN | SOMAN | SOMAN |
| | | | | | | | | | | | | | | | | | | |
| The "Zone" shown in the sections for stand-alone loops or loops as part of a combination refers to Geographically Deaveraged UNE Zones. To view Geographically Deaveraged UNE Zone Designations by Central Office, refer to internet Website: http://www.interconnection.bellsouth.com/become_a_clec/html/interconnection.htm | | | | | | | | | | | | | | | | | | |
| OPERATIONS SUPPORT SYSTEMS (OSS) - "REGIONAL RATES" | | | | | | | | | | | | | | | | | | |
| NOTE: (1) CLEC should contact its contract negotiator if it prefers the "state specific" OSS charges as ordered by the State Commissions. The OSS charges currently contained in this rate exhibit are the BellSouth "regional" service ordering charges. CLEC may elect either the state specific Commission ordered rates for the service ordering charges, or CLEC may elect the regional service ordering charge, however, CLEC can not obtain a mixture of the two regardless if CLEC has a interconnection contract established in | | | | | | | | | | | | | | | | | | |
| NOTE: (2) Any element that can be ordered electronically will be billed according to the SOME C rate listed in this category. Please refer to BellSouth's Local Ordering Handbook (LOH) to determine if a product can be ordered electronically. For those elements that cannot be ordered electronically at present per the LOH, the listed SOME C rate in this category reflects the charge that would be billed to a CLEC once electronic ordering capabilities come on-line for that element. Otherwise, the manual ordering charge, | | | | | | | | | | | | | | | | | | |
| | | OSS - Electronic Service Order Charge, Per Local Service Request (LSR) - UNE Only | | | | | | | SOME C | | 3.50 | 0.00 | 3.50 | 0.00 | | | | |
| | | OSS - Manual Service Order Charge, Per Local Service Request (LSR) - UNE Only | | | | | | | SOMAN | | 7.86 | 0.00 | 0.99 | 0.00 | | | | |
| UNE SERVICE DATE ADVANCEMENT CHARGE | | | | | | | | | | | | | | | | | | |
| NOTE: The Expedite charge will be maintained commensurate with BellSouth's FCC No.1 Tariff, Section 5 as applicable. | | | | | | | | | | | | | | | | | | |
| | | UNE Expedite Charge per Circuit or Line Assignable USOC, per Day | | | | | | UAL, UEANL, UCL, UEF, UDF, UEQ, UDL, UENTW, UDN, UEA, UHL, ULC, USL, U1T12, U1T48, U1TD1, U1TD3, U1TDX, U1TO3, U1TS1, U1TVX, UC1BC, UC1BL, UC1CC, UC1CL, UC1DC, UC1DL, UC1EC, UC1EL, UC1FC, UC1FL, UC1GC, UC1GL, UC1HC, UC1HL, UDL12, UDL48, UDLO3, UDLSX, UE3, ULD12, ULD48, ULDD1, ULDD3, ULDDX, ULDO3, ULDS1, ULDVX, UNC1X, UNC3X, UNCDX, UNCNCX, UNCSX, UNCVX, UNLD1, UNLD3, UXTD1, UXTD3, UXTS1, U1TUC, U1TUD, U1TUB, U1TUA,NTCVG, NTCUD, NTCDD1 | SDASP | | 200.00 | | | | | | | |
| ORDER MODIFICATION CHARGE | | | | | | | | | | | | | | | | | | |
| | | Order Modification Charge (OMC) | | | | | | | | | 33.37 | 0.00 | 0.00 | 0.00 | | | | |
| | | Order Modification Additional Dispatch Charge (OMCAD) | | | | | | | | | 150.00 | 0.00 | 0.00 | 0.00 | | | | |
| UNBUNDLED EXCHANGE ACCESS LOOP | | | | | | | | | | | | | | | | | | |
| 2-WIRE ANALOG VOICE GRADE LOOP | | | | | | | | | | | | | | | | | | |
| | | 2-Wire Analog Voice Grade Loop - Service Level 2 w/Loop or Ground Start Signaling - Zone 1 | | | | | 1 | UEA | UEAL2 | 12.67 | 134.89 | 81.87 | 73.65 | 14.88 | | | | |
| | | 2-Wire Analog Voice Grade Loop - Service Level 2 w/Loop or Ground Start Signaling - Zone 2 | | | | | 2 | UEA | UEAL2 | 17.45 | 134.89 | 81.87 | 73.65 | 14.88 | | | | |
| | | 2-Wire Analog Voice Grade Loop - Service Level 2 w/Loop or Ground Start Signaling - Zone 3 | | | | | 3 | UEA | UEAL2 | 33.22 | 134.89 | 81.87 | 73.65 | 14.88 | | | | |
| | | 2-Wire Analog Voice Grade Loop - Service Level 2 w/Reverse Battery Signaling - Zone 1 | | | | | 1 | UEA | UEAR2 | 12.67 | 134.89 | 81.87 | 73.65 | 14.88 | | | | |

| UNBUNDLED NETWORK ELEMENTS - Kentucky | | | | | | | | | | | Attachment 2 Exh A: | | | | | | |
|---------------------------------------|---|---|---------|------|-----|--------|-----------|--------------|--------|-------------------------|----------------------------------|--------------------------------------|--|--|---|---|-------|
| CATEGORY | RATE ELEMENTS | | Interim | Zone | BCS | USOC | RATES(\$) | | | | Svc Order Submitted Elec per LSR | Svc Order Submitted Manually per LSR | Incremental Charge - Manual Svc Order vs. Electronic-1st | Incremental Charge - Manual Svc Order vs. Electronic-Add'l | Incremental Charge - Manual Svc Order vs. Electronic-Disc 1st | Incremental Charge - Manual Svc Order vs. Electronic-Disc Add'l | |
| | | | | | | | Rec | Nonrecurring | | Nonrecurring Disconnect | | OSS Rates(\$) | | | | | |
| | | | | | | | | First | Add'l | First | Add'l | SOMEc | SOMAN | SOMAN | SOMAN | SOMAN | SOMAN |
| | | 2-Wire Analog Voice Grade Loop - Service Level 2 w/Reverse Battery Signaling - Zone 2 | | 2 | UEA | UEAR2 | 17.45 | 134.89 | 81.87 | 73.65 | 14.88 | | | | | | |
| | | 2-Wire Analog Voice Grade Loop - Service Level 2 w/Reverse Battery Signaling - Zone 3 | | 3 | UEA | UEAR2 | 33.22 | 134.89 | 81.87 | 73.65 | 14.88 | | | | | | |
| | | Switch-As-Is Conversion rate per UNE Loop, Single LSR, (per DS0) | | | UEA | URES L | | 24.96 | 3.52 | | | | | | | | |
| | | Switch-As-Is Conversion rate per UNE Loop, Spreadsheet, (per DS0) | | | UEA | URES P | | 26.44 | 5.01 | | | | | | | | |
| | | CLEC to CLEC Conversion Charge without outside dispatch | | | UEA | UREWO | | 87.72 | 36.36 | | | | | | | | |
| | | Loop Tagging - Service Level 2 (SL2) | | | UEA | URETL | | 11.21 | 1.10 | | | | | | | | |
| | 4-WIRE ANALOG VOICE GRADE LOOP | | | | | | | | | | | | | | | | |
| | | 4-Wire Analog Voice Grade Loop - Zone 1 | | 1 | UEA | UEAL4 | 29.26 | 164.11 | 112.36 | 78.91 | 18.66 | | | | | | |
| | | 4-Wire Analog Voice Grade Loop - Zone 2 | | 2 | UEA | UEAL4 | 34.25 | 164.11 | 112.36 | 78.91 | 18.66 | | | | | | |
| | | 4-Wire Analog Voice Grade Loop - Zone 3 | | 3 | UEA | UEAL4 | 85.06 | 164.11 | 112.36 | 78.91 | 18.66 | | | | | | |
| | | Switch-As-Is Conversion rate per UNE Loop, Single LSR, (per DS0) | | | UEA | URES L | | 24.96 | 3.52 | | | | | | | | |
| | | Switch-As-Is Conversion rate per UNE Loop, Spreadsheet, (per DS0) | | | UEA | URES P | | 26.44 | 5.01 | | | | | | | | |
| | | CLEC to CLEC Conversion Charge without outside dispatch | | | UEA | UREWO | | 87.72 | 36.36 | | | | | | | | |
| | 2-WIRE ISDN DIGITAL GRADE LOOP | | | | | | | | | | | | | | | | |
| | | 2-Wire ISDN Digital Grade Loop - Zone 1 | | 1 | UDN | U1L2X | 18.44 | 146.77 | 95.02 | 71.38 | 13.83 | | | | | | |
| | | 2-Wire ISDN Digital Grade Loop - Zone 2 | | 2 | UDN | U1L2X | 25.08 | 146.77 | 95.02 | 71.38 | 13.83 | | | | | | |
| | | 2-Wire ISDN Digital Grade Loop - Zone 3 | | 3 | UDN | U1L2X | 42.87 | 146.77 | 95.02 | 71.38 | 13.83 | | | | | | |
| | | CLEC to CLEC Conversion Charge without outside dispatch | | | UDN | UREWO | | 91.63 | 44.16 | | | | | | | | |
| | 2-WIRE ASYMMETRICAL DIGITAL SUBSCRIBER LINE (ADSL) COMPATIBLE LOOP | | | | | | | | | | | | | | | | |
| | | 2 Wire Unbundled ADSL Loop including manual service inquiry & facility reservation - Zone 1 | | 1 | UAL | UAL2X | 10.82 | 141.98 | 79.73 | 69.02 | 11.47 | | | | | | |
| | | 2 Wire Unbundled ADSL Loop including manual service inquiry & facility reservation - Zone 2 | | 2 | UAL | UAL2X | 11.79 | 141.98 | 79.73 | 69.02 | 11.47 | | | | | | |
| | | 2 Wire Unbundled ADSL Loop including manual service inquiry & facility reservation - Zone 3 | | 3 | UAL | UAL2X | 12.87 | 141.98 | 79.73 | 69.02 | 11.47 | | | | | | |
| | | 2 Wire Unbundled ADSL Loop without manual service inquiry & facility reservaton - Zone 1 | | 1 | UAL | UAL2W | 10.82 | 121.18 | 69.00 | 69.09 | 11.54 | | | | | | |
| | | 2 Wire Unbundled ADSL Loop without manual service inquiry & facility reservaton - Zone 2 | | 2 | UAL | UAL2W | 11.79 | 121.18 | 69.00 | 69.09 | 11.54 | | | | | | |
| | | 2 Wire Unbundled ADSL Loop without manual service inquiry & facility reservaton - Zone 3 | | 3 | UAL | UAL2W | 12.87 | 121.18 | 69.00 | 69.09 | 11.54 | | | | | | |
| | | CLEC to CLEC Conversion Charge without outside dispatch | | | UAL | UREWO | | 86.20 | 40.40 | | | | | | | | |
| | 2-WIRE HIGH BIT RATE DIGITAL SUBSCRIBER LINE (HDSL) COMPATIBLE LOOP | | | | | | | | | | | | | | | | |
| | | 2 Wire Unbundled HDSL Loop including manual service inquiry & facility reservation - Zone 1 | | 1 | UHL | UHL2X | 8.75 | 151.54 | 89.29 | 69.09 | 11.54 | | | | | | |
| | | 2 Wire Unbundled HDSL Loop including manual service inquiry & facility reservation - Zone 2 | | 2 | UHL | UHL2X | 9.56 | 151.54 | 89.29 | 69.09 | 11.54 | | | | | | |
| | | 2 Wire Unbundled HDSL Loop including manual service inquiry & facility reservation - Zone 3 | | 3 | UHL | UHL2X | 10.61 | 151.54 | 89.29 | 69.09 | 11.54 | | | | | | |
| | | 2 Wire Unbundled HDSL Loop without manual service inquiry and facility reservation - Zone 1 | | 1 | UHL | UHL2W | 8.75 | 130.74 | 78.56 | 69.09 | 11.54 | | | | | | |
| | | 2 Wire Unbundled HDSL Loop without manual service inquiry and facility reservation - Zone 2 | | 2 | UHL | UHL2W | 9.56 | 130.74 | 78.56 | 69.09 | 11.54 | | | | | | |
| | | 2 Wire Unbundled HDSL Loop without manual service inquiry and facility reservation - Zone 3 | | 3 | UHL | UHL2W | 10.61 | 130.74 | 78.56 | 69.09 | 11.54 | | | | | | |
| | | CLEC to CLEC Conversion Charge without outside dispatch | | | UHL | UREWO | | 86.14 | 40.40 | | | | | | | | |
| | 4-WIRE HIGH BIT RATE DIGITAL SUBSCRIBER LINE (HDSL) COMPATIBLE LOOP | | | | | | | | | | | | | | | | |
| | | 4 Wire Unbundled HDSL Loop including manual service inquiry and facility reservation - Zone 1 | | 1 | UHL | UHL4X | 13.95 | 185.75 | 123.50 | 74.95 | 14.69 | | | | | | |
| | | 4-Wire Unbundled HDSL Loop including manual service inquiry and facility reservation - Zone 2 | | 2 | UHL | UHL4X | 15.68 | 185.75 | 123.50 | 74.95 | 14.69 | | | | | | |
| | | 4-Wire Unbundled HDSL Loop including manual service inquiry and facility reservation - Zone 3 | | 3 | UHL | UHL4X | 16.98 | 185.75 | 123.50 | 74.95 | 14.69 | | | | | | |

| UNBUNDLED NETWORK ELEMENTS - Kentucky | | | | | | | | | | | Attachment 2 Exh A: | | | | | |
|---------------------------------------|--|---------|------|-----|-------|-----------|--------------|--------|-------------------------|----------------------------------|--------------------------------------|--|--|---|---|-------|
| CATEGORY | RATE ELEMENTS | Interim | Zone | BCS | USOC | RATES(\$) | | | | Svc Order Submitted Elec per LSR | Svc Order Submitted Manually per LSR | Incremental Charge - Manual Svc Order vs. Electronic-1st | Incremental Charge - Manual Svc Order vs. Electronic-Add'l | Incremental Charge - Manual Svc Order vs. Electronic-Disc 1st | Incremental Charge - Manual Svc Order vs. Electronic-Disc Add'l | |
| | | | | | | Rec | Nonrecurring | | Nonrecurring Disconnect | | OSS Rates(\$) | | | | | |
| | | | | | | | First | Add'l | First | Add'l | SOMEc | SOMAN | SOMAN | SOMAN | SOMAN | SOMAN |
| | 4-Wire Unbundled HDSL Loop without manual service inquiry and facility reservation - Zone 1 | | 1 | UHL | UHL4W | 13.95 | 164.95 | 114.04 | 77.32 | 15.80 | | | | | | |
| | 4-Wire Unbundled HDSL Loop without manual service inquiry and facility reservation - Zone 2 | | 2 | UHL | UHL4W | 15.68 | 164.95 | 114.04 | 77.32 | 15.80 | | | | | | |
| | 4-Wire Unbundled HDSL Loop without manual service inquiry and facility reservation - Zone 3 | | 3 | UHL | UHL4W | 16.98 | 164.95 | 114.04 | 77.32 | 15.80 | | | | | | |
| | CLEC to CLEC Conversion Charge without outside dispatch | | | UHL | UREWO | | 86.14 | 40.40 | | | | | | | | |
| | 4-WIRE DS1 DIGITAL LOOP | | | | | | | | | | | | | | | |
| | 4-Wire DS1 Digital Loop - Zone 1 | | 1 | USL | USLXX | 86.47 | 306.69 | 174.44 | 65.83 | 14.55 | | | | | | |
| | 4-Wire DS1 Digital Loop - Zone 2 | | 2 | USL | USLXX | 114.10 | 306.69 | 174.44 | 65.83 | 14.55 | | | | | | |
| | 4-Wire DS1 Digital Loop - Zone 3 | | 3 | USL | USLXX | 297.76 | 306.69 | 174.44 | 65.83 | 14.55 | | | | | | |
| | Switch-As-Is Conversion rate per UNE Loop, Single LSR, (per DS1) | | | USL | URES | | 24.96 | 3.52 | | | | | | | | |
| | Switch-As-Is Conversion rate per UNE Loop, Spreadsheet, (per DS1) | | | USL | URESP | | 26.44 | 5.01 | | | | | | | | |
| | CLEC to CLEC Conversion Charge without outside dispatch | | | USL | UREWO | | 101.09 | 43.04 | | | | | | | | |
| | 4-WIRE 19.2, 56 OR 64 KBPS DIGITAL GRADE LOOP | | | | | | | | | | | | | | | |
| | 4 Wire Unbundled Digital Loop 2.4 Kbps - Zone 1 | | 1 | UDL | UDL2X | 27.59 | 157.81 | 106.06 | 78.91 | 18.66 | | | | | | |
| | 4 Wire Unbundled Digital Loop 2.4 Kbps - Zone 2 | | 2 | UDL | UDL2X | 32.48 | 157.81 | 106.06 | 78.91 | 18.66 | | | | | | |
| | 4 Wire Unbundled Digital Loop 2.4 Kbps - Zone 3 | | 3 | UDL | UDL2X | 36.37 | 157.81 | 106.06 | 78.91 | 18.66 | | | | | | |
| | 4 Wire Unbundled Digital Loop 4.8 Kbps - Zone 1 | | 1 | UDL | UDL4X | 27.59 | 157.81 | 106.06 | 78.91 | 18.66 | | | | | | |
| | 4 Wire Unbundled Digital Loop 4.8 Kbps - Zone 2 | | 2 | UDL | UDL4X | 32.48 | 157.81 | 106.06 | 78.91 | 18.66 | | | | | | |
| | 4 Wire Unbundled Digital Loop 4.8 Kbps - Zone 3 | | 3 | UDL | UDL4X | 36.37 | 157.81 | 106.06 | 78.91 | 18.66 | | | | | | |
| | 4 Wire Unbundled Digital Loop 9.6 Kbps - Zone 1 | | 1 | UDL | UDL9X | 27.59 | 157.81 | 106.06 | 78.91 | 18.66 | | | | | | |
| | 4 Wire Unbundled Digital Loop 9.6 Kbps - Zone 2 | | 2 | UDL | UDL9X | 32.48 | 157.81 | 106.06 | 78.91 | 18.66 | | | | | | |
| | 4 Wire Unbundled Digital Loop 9.6 Kbps - Zone 3 | | 3 | UDL | UDL9X | 36.37 | 157.81 | 106.06 | 78.91 | 18.66 | | | | | | |
| | 4 Wire Unbundled Digital 19.2 Kbps - Zone 1 | | 1 | UDL | UDL19 | 27.59 | 157.81 | 106.06 | 78.91 | 18.66 | | | | | | |
| | 4 Wire Unbundled Digital 19.2 Kbps - Zone 2 | | 2 | UDL | UDL19 | 32.48 | 157.81 | 106.06 | 78.91 | 18.66 | | | | | | |
| | 4 Wire Unbundled Digital 19.2 Kbps - Zone 3 | | 3 | UDL | UDL19 | 36.37 | 157.81 | 106.06 | 78.91 | 18.66 | | | | | | |
| | 4 Wire Unbundled Digital Loop 56 Kbps - Zone 1 | | 1 | UDL | UDL56 | 27.59 | 157.81 | 106.06 | 78.91 | 18.66 | | | | | | |
| | 4 Wire Unbundled Digital Loop 56 Kbps - Zone 2 | | 2 | UDL | UDL56 | 32.48 | 157.81 | 106.06 | 78.91 | 18.66 | | | | | | |
| | 4 Wire Unbundled Digital Loop 56 Kbps - Zone 3 | | 3 | UDL | UDL56 | 36.37 | 157.81 | 106.06 | 78.91 | 18.66 | | | | | | |
| | 4 Wire Unbundled Digital Loop 64 Kbps - Zone 1 | | 1 | UDL | UDL64 | 27.59 | 157.81 | 106.06 | 78.91 | 18.66 | | | | | | |
| | 4 Wire Unbundled Digital Loop 64 Kbps - Zone 2 | | 2 | UDL | UDL64 | 32.48 | 157.81 | 106.06 | 78.91 | 18.66 | | | | | | |
| | 4 Wire Unbundled Digital Loop 64 Kbps - Zone 3 | | 3 | UDL | UDL64 | 36.37 | 157.81 | 106.06 | 78.91 | 18.66 | | | | | | |
| | Switch-As-Is Conversion rate per UNE Loop, Single LSR, (per DS0) | | | UDL | URES | | 24.96 | 3.52 | | | | | | | | |
| | Switch-As-Is Conversion rate per UNE Loop, Spreadsheet, (per DS0) | | | UDL | URESP | | 26.44 | 5.01 | | | | | | | | |
| | CLEC to CLEC Conversion Charge without outside dispatch | | | UDL | UREWO | | 102.13 | 49.75 | | | | | | | | |
| | 2-WIRE Unbundled COPPER LOOP | | | | | | | | | | | | | | | |
| | 2-Wire Unbundled Copper Loop-Designed including manual service inquiry & facility reservation - Zone 1 | | 1 | UCL | UCLPB | 10.82 | 140.95 | 78.70 | 69.09 | 11.54 | | | | | | |
| | 2-Wire Unbundled Copper Loop-Designed including manual service inquiry & facility reservation - Zone 2 | | 2 | UCL | UCLPB | 11.79 | 140.95 | 78.70 | 69.09 | 11.54 | | | | | | |
| | 2 Wire Unbundled Copper Loop-Designed including manual service inquiry & facility reservation - Zone 3 | | 3 | UCL | UCLPB | 12.87 | 140.95 | 78.70 | 69.09 | 11.54 | | | | | | |
| | 2-Wire Unbundled Copper Loop-Designed without manual service inquiry and facility reservation - Zone 1 | | 1 | UCL | UCLPW | 10.82 | 120.15 | 67.97 | 69.09 | 11.54 | | | | | | |
| | 2-Wire Unbundled Copper Loop-Designed without manual service inquiry and facility reservation - Zone 2 | | 2 | UCL | UCLPW | 11.79 | 120.15 | 67.97 | 69.09 | 11.54 | | | | | | |
| | 2-Wire Unbundled Copper Loop-Designed without manual service inquiry and facility reservation - Zone 3 | | 3 | UCL | UCLPW | 12.87 | 120.15 | 67.97 | 69.09 | 11.54 | | | | | | |
| | Order Coordination for Unbundled Copper Loops (per loop) | | | UCL | UCLMC | | 9.00 | 9.00 | | | | | | | | |
| | CLEC to CLEC Conversion Charge without outside dispatch (UCL-Des) | | | UCL | UREWO | | 97.23 | 42.48 | | | | | | | | |
| | 4-WIRE COPPER LOOP | | | | | | | | | | | | | | | |
| | 4-Wire Copper Loop-Designed including manual service inquiry and facility reservation - Zone 1 | | 1 | UCL | UCL4S | 16.92 | 170.31 | 108.06 | 74.95 | 14.69 | | | | | | |

| UNBUNDLED NETWORK ELEMENTS - Kentucky | | | | | | | | | | | Attachment 2 Exh A: | | | | | |
|---------------------------------------|---------------|--|---------|------|------------------------------|-------|-----------|--------------|--------|-------------------------|----------------------------------|--------------------------------------|--|--|---|---|
| CATEGORY | RATE ELEMENTS | | Interim | Zone | BCS | USOC | RATES(\$) | | | | Svc Order Submitted Elec per LSR | Svc Order Submitted Manually per LSR | Incremental Charge - Manual Svc Order vs. Electronic-1st | Incremental Charge - Manual Svc Order vs. Electronic-Add'l | Incremental Charge - Manual Svc Order vs. Electronic-Disc 1st | Incremental Charge - Manual Svc Order vs. Electronic-Disc Add'l |
| | | | | | | | Rec | Nonrecurring | | Nonrecurring Disconnect | | OSS Rates(\$) | | | | |
| | | | | | | | | First | Add'l | First | Add'l | SOMEc | SOMAN | SOMAN | SOMAN | SOMAN |
| | | 4-Wire Copper Loop-Designed including manual service inquiry and facility reservation - Zone 2 | | 2 | UCL | UCL4S | 17.36 | 170.31 | 108.06 | 74.95 | 14.69 | | | | | |
| | | 4-Wire Copper Loop-Designed including manual service inquiry and facility reservation - Zone 3 | | 3 | UCL | UCL4S | 28.10 | 170.31 | 108.06 | 74.95 | 14.69 | | | | | |
| | | 4-Wire Copper Loop-Designed without manual service inquiry and facility reservation - Zone 1 | | 1 | UCL | UCL4W | 16.92 | 149.52 | 97.33 | 74.95 | 14.69 | | | | | |
| | | 4-Wire Copper Loop-Designed without manual service inquiry and facility reservation - Zone 2 | | 2 | UCL | UCL4W | 17.36 | 149.52 | 97.33 | 74.95 | 14.69 | | | | | |
| | | 4-Wire Copper Loop-Designed without manual service inquiry and facility reservation - Zone 3 | | 3 | UCL | UCL4W | 28.10 | 149.52 | 97.33 | 74.95 | 14.69 | | | | | |
| | | CLEC to CLEC Conversion Charge without outside dispatch (UCL-Des) | | | UCL | UREWO | | 97.23 | 42.48 | | | | | | | |
| | | Order Coordination for Specified Conversion Time (per LSR) | | | UEA, UDN, UAL, UHL, UDL, USL | OCOSL | | 23.01 | | | | | | | | |
| | | Rearrangements | | | | | | | | | | | | | | |
| | | EEL to UNE-L Retermination, per 2 Wire Unbundled Voice Loop-SL2 | | | UEA | UREEL | | 87.72 | 36.36 | | | | | | | |
| | | EEL to UNE-L Retermination, per 4 Wire Unbundled Voice Loop | | | UEA | UREEL | | 87.72 | 36.36 | | | | | | | |
| | | EEL to UNE-L Retermination, per 2 Wire ISDN Loop | | | UDN | UREEL | | 91.63 | 44.16 | | | | | | | |
| | | EEL to UNE-L Retermination, per 4 Wire Unbundled Digital Loop | | | UDL | UREEL | | 102.13 | 49.75 | | | | | | | |
| | | EEL to UNE-L Retermination, per 4 Wire Unbundled DS1 Loop | | | USL | UREEL | | 101.09 | 43.04 | | | | | | | |
| | | UNE LOOP COMMINGLING | | | | | | | | | | | | | | |
| | | 2-WIRE ANALOG VOICE GRADE LOOP - COMMINGLING | | | | | | | | | | | | | | |
| | | 2-Wire Analog Voice Grade Loop - Service Level 2 w/Loop or Ground Start Signaling - Zone 1 | | 1 | NTCVG | UEAL2 | 12.67 | 134.89 | 81.87 | 73.65 | 14.88 | | | | | |
| | | 2-Wire Analog Voice Grade Loop - Service Level 2 w/Loop or Ground Start Signaling - Zone 2 | | 2 | NTCVG | UEAL2 | 17.45 | 134.89 | 81.87 | 73.65 | 14.88 | | | | | |
| | | 2-Wire Analog Voice Grade Loop - Service Level 2 w/Loop or Ground Start Signaling - Zone 3 | | 3 | NTCVG | UEAL2 | 33.22 | 134.89 | 81.87 | 73.65 | 14.88 | | | | | |
| | | 2-Wire Analog Voice Grade Loop - Service Level 2 w/Reverse Battery Signaling - Zone 1 | | 1 | NTCVG | UEAR2 | 12.67 | 134.89 | 81.87 | 73.65 | 14.88 | | | | | |
| | | 2-Wire Analog Voice Grade Loop - Service Level 2 w/Reverse Battery Signaling - Zone 2 | | 2 | NTCVG | UEAR2 | 17.45 | 134.89 | 81.87 | 73.65 | 14.88 | | | | | |
| | | 2-Wire Analog Voice Grade Loop - Service Level 2 w/Reverse Battery Signaling - Zone 3 | | 3 | NTCVG | UEAR2 | 33.22 | 134.89 | 81.87 | 73.65 | 14.88 | | | | | |
| | | Switch-As-Is Conversion rate per UNE Loop, Single LSR, (per DS0) | | | NTCVG | URES | | 24.96 | 3.52 | | | | | | | |
| | | Switch-As-Is Conversion rate per UNE Loop, Spreadsheet, (per DS0) | | | NTCVG | URES | | 26.44 | 5.01 | | | | | | | |
| | | CLEC to CLEC Conversion Charge without outside dispatch | | | NTCVG | UREWO | | 87.72 | 36.36 | | | | | | | |
| | | Loop Tagging - Service Level 2 (SL2) | | | NTCVG | URETL | | 11.21 | 1.10 | | | | | | | |
| | | 4-WIRE ANALOG VOICE GRADE LOOP - COMMINGLING | | | | | | | | | | | | | | |
| | | 4-Wire Analog Voice Grade Loop - Zone 1 | | 1 | NTCVG | UEAL4 | 29.26 | 164.11 | 112.36 | 78.91 | 18.66 | | | | | |
| | | 4-Wire Analog Voice Grade Loop - Zone 2 | | 2 | NTCVG | UEAL4 | 34.25 | 164.11 | 112.36 | 78.91 | 18.66 | | | | | |
| | | 4-Wire Analog Voice Grade Loop - Zone 3 | | 3 | NTCVG | UEAL4 | 85.06 | 164.11 | 112.36 | 78.91 | 18.66 | | | | | |
| | | Switch-As-Is Conversion rate per UNE Loop, Single LSR, (per DS0) | | | NTCVG | URES | | 24.96 | 3.52 | | | | | | | |
| | | Switch-As-Is Conversion rate per UNE Loop, Spreadsheet, (per DS0) | | | NTCVG | URES | | 26.44 | 5.01 | | | | | | | |
| | | CLEC to CLEC Conversion Charge without outside dispatch | | | NTCVG | UREWO | | 87.72 | 36.36 | | | | | | | |
| | | 4-WIRE DS1 DIGITAL LOOP - COMMINGLING | | | | | | | | | | | | | | |
| | | 4-Wire DS1 Digital Loop - Zone 1 | | 1 | NTCD1 | USLXX | 86.47 | 306.69 | 174.44 | 65.83 | 14.55 | | | | | |
| | | 4-Wire DS1 Digital Loop - Zone 2 | | 2 | NTCD1 | USLXX | 114.10 | 306.69 | 174.44 | 65.83 | 14.55 | | | | | |
| | | 4-Wire DS1 Digital Loop - Zone 3 | | 3 | NTCD1 | USLXX | 297.76 | 306.69 | 174.44 | 65.83 | 14.55 | | | | | |
| | | Switch-As-Is Conversion rate per UNE Loop, Single LSR, (per DS1) | | | NTCD1 | URES | | 24.96 | 3.52 | | | | | | | |

| UNBUNDLED NETWORK ELEMENTS - Kentucky | | | | | | | | | | Attachment 2 Exh A: | | Incremental Charge - Manual Svc Order vs. Electronic-1st | Incremental Charge - Manual Svc Order vs. Electronic-Add'l | Incremental Charge - Manual Svc Order vs. Electronic-Disc 1st | Incremental Charge - Manual Svc Order vs. Electronic-Disc Add'l |
|---------------------------------------|--|---------|------|----------------------|-------|-----------|--------------|--------|-------------------------|----------------------------------|--------------------------------------|--|--|---|---|
| CATEGORY | RATE ELEMENTS | Interim | Zone | BCS | USOC | RATES(\$) | | | | Svc Order Submitted Elec per LSR | Svc Order Submitted Manually per LSR | | | | |
| | | | | | | Rec | Nonrecurring | | Nonrecurring Disconnect | | OSS Rates(\$) | | | | |
| | | | | | | | First | Add'l | First | Add'l | SOME | SOMAN | SOMAN | SOMAN | SOMAN |
| | Switch-As-Is Conversion rate per UNE Loop, Spreadsheet, (per DS1) | | | NTCD1 | URESP | | 26.44 | 5.01 | | | | | | | |
| | CLEC to CLEC Conversion Charge without outside dispatch | | | NTCD1 | UREWO | | 101.09 | 43.04 | | | | | | | |
| | 4-WIRE 19.2, 56 OR 64 KBPS DIGITAL GRADE LOOP - COMMINGLING | | | | | | | | | | | | | | |
| | 4 Wire Unbundled Digital Loop 2.4 Kbps - Zone 1 | | 1 | NTCUD | UDL2X | 27.59 | 157.81 | 106.06 | 78.91 | 18.66 | | | | | |
| | 4 Wire Unbundled Digital Loop 2.4 Kbps - Zone 2 | | 2 | NTCUD | UDL2X | 32.48 | 157.81 | 106.06 | 78.91 | 18.66 | | | | | |
| | 4 Wire Unbundled Digital Loop 2.4 Kbps - Zone 3 | | 3 | NTCUD | UDL2X | 36.37 | 157.81 | 106.06 | 78.91 | 18.66 | | | | | |
| | 4 Wire Unbundled Digital Loop 4.8 Kbps - Zone 1 | | 1 | NTCUD | UDL4X | 27.59 | 157.81 | 106.06 | 78.91 | 18.66 | | | | | |
| | 4 Wire Unbundled Digital Loop 4.8 Kbps - Zone 2 | | 2 | NTCUD | UDL4X | 32.48 | 157.81 | 106.06 | 78.91 | 18.66 | | | | | |
| | 4 Wire Unbundled Digital Loop 4.8 Kbps - Zone 3 | | 3 | NTCUD | UDL4X | 36.37 | 157.81 | 106.06 | 78.91 | 18.66 | | | | | |
| | 4 Wire Unbundled Digital Loop 9.6 Kbps - Zone 1 | | 1 | NTCUD | UDL9X | 27.59 | 157.81 | 106.06 | 78.91 | 18.66 | | | | | |
| | 4 Wire Unbundled Digital Loop 9.6 Kbps - Zone 2 | | 2 | NTCUD | UDL9X | 32.48 | 157.81 | 106.06 | 78.91 | 18.66 | | | | | |
| | 4 Wire Unbundled Digital Loop 9.6 Kbps - Zone 3 | | 3 | NTCUD | UDL9X | 36.37 | 157.81 | 106.06 | 78.91 | 18.66 | | | | | |
| | 4 Wire Unbundled Digital 19.2 Kbps - Zone 1 | | 1 | NTCUD | UDL19 | 27.59 | 157.81 | 106.06 | 78.91 | 18.66 | | | | | |
| | 4 Wire Unbundled Digital 19.2 Kbps - Zone 2 | | 2 | NTCUD | UDL19 | 32.48 | 157.81 | 106.06 | 78.91 | 18.66 | | | | | |
| | 4 Wire Unbundled Digital 19.2 Kbps - Zone 3 | | 3 | NTCUD | UDL19 | 36.37 | 157.81 | 106.06 | 78.91 | 18.66 | | | | | |
| | 4 Wire Unbundled Digital Loop 56 Kbps - Zone 1 | | 1 | NTCUD | UDL56 | 27.59 | 157.81 | 106.06 | 78.91 | 18.66 | | | | | |
| | 4 Wire Unbundled Digital Loop 56 Kbps - Zone 2 | | 2 | NTCUD | UDL56 | 32.48 | 157.81 | 106.06 | 78.91 | 18.66 | | | | | |
| | 4 Wire Unbundled Digital Loop 56 Kbps - Zone 3 | | 3 | NTCUD | UDL56 | 36.37 | 157.81 | 106.06 | 78.91 | 18.66 | | | | | |
| | 4 Wire Unbundled Digital Loop 64 Kbps - Zone 1 | | 1 | NTCUD | UDL64 | 27.59 | 157.81 | 106.06 | 78.91 | 18.66 | | | | | |
| | 4 Wire Unbundled Digital Loop 64 Kbps - Zone 2 | | 2 | NTCUD | UDL64 | 32.48 | 157.81 | 106.06 | 78.91 | 18.66 | | | | | |
| | 4 Wire Unbundled Digital Loop 64 Kbps - Zone 3 | | 3 | NTCUD | UDL64 | 36.37 | 157.81 | 106.06 | 78.91 | 18.66 | | | | | |
| | Switch-As-Is Conversion rate per UNE Loop, Single LSR, (per DS0) | | | NTCUD | URES | | 24.96 | 3.52 | | | | | | | |
| | Switch-As-Is Conversion rate per UNE Loop, Spreadsheet, (per DS0) | | | NTCUD | URES | | 26.44 | 5.01 | | | | | | | |
| | CLEC to CLEC Conversion Charge without outside dispatch | | | NTCUD | UREWO | | 102.13 | 49.75 | | | | | | | |
| | Order Coordination for Specified Conversion Time (per LSR) | | | NTCVG, NTCUD, NTCUD1 | OCOSL | | 23.01 | | | | | | | | |
| | UNBUNDLED EXCHANGE ACCESS LOOP | | | | | | | | | | | | | | |
| | 2-WIRE ANALOG VOICE GRADE LOOP | | | | | | | | | | | | | | |
| | 2-Wire Analog Voice Grade Loop - Service Level 1- Zone 1 | | 1 | UEANL | UEAL2 | 10.56 | 46.66 | 22.57 | 26.65 | 7.65 | | | | | |
| | 2-Wire Analog Voice Grade Loop - Service Level 1- Zone 2 | | 2 | UEANL | UEAL2 | 15.34 | 46.66 | 22.57 | 26.65 | 7.65 | | | | | |
| | 2-Wire Analog Voice Grade Loop - Service Level 1- Zone 3 | | 3 | UEANL | UEAL2 | 31.11 | 46.66 | 22.57 | 26.65 | 7.65 | | | | | |
| | 2-Wire Analog Voice Grade Loop - Service Level 1- Zone 1 | | 1 | UEANL | UEASL | 10.56 | 46.66 | 22.57 | 26.65 | 7.65 | | | | | |
| | 2-Wire Analog Voice Grade Loop - Service Level 1- Zone 2 | | 2 | UEANL | UEASL | 15.34 | 46.66 | 22.57 | 26.65 | 7.65 | | | | | |
| | 2-Wire Analog Voice Grade Loop - Service Level 1- Zone 3 | | 3 | UEANL | UEASL | 31.11 | 46.66 | 22.57 | 26.65 | 7.65 | | | | | |
| | Tag Loop at End User Premise | | | UEANL | URETL | | 8.93 | 0.88 | | | | | | | |
| | Loop Testing - Basic 1st Half Hour | | | UEANL | URET1 | | 46.88 | 0.00 | | | | | | | |
| | Loop Testing - Basic Additional Half Hour | | | UEANL | URETA | | 24.16 | 24.16 | | | | | | | |
| | Manual Order Coordination for UVL-SL1s (per loop) | | | UEANL | UEAMC | | 9.00 | 9.00 | | | | | | | |
| | Order Coordination for Specified Conversion Time for UVL-SL1 (per LSR) | | | UEANL | OCOSL | | 23.01 | 23.01 | | | | | | | |
| | Unbundled Non-Design Voice Loop, billing for BST providing make-up (Engineering Information - E.I.) | | | UEANL | UEANM | | 13.49 | 13.49 | | | | | | | |
| | CLEC to CLEC Conversion Charge Without Outside Dispatch (UVL-SL1) | | | UEANL | UREWO | | 15.78 | 8.94 | | | | | | | |
| | 2-WIRE Unbundled COPPER LOOP | | | | | | | | | | | | | | |
| | 2-Wire Unbundled Copper Loop - Non-Designed Zone 1 | | 1 | UEQ | UEQ2X | 10.58 | 44.97 | 20.89 | 25.64 | 6.65 | | | | | |
| | 2 Wire Unbundled Copper Loop - Non-Designed - Zone 2 | | 2 | UEQ | UEQ2X | 11.51 | 44.97 | 20.89 | 25.64 | 6.65 | | | | | |
| | 2 Wire Unbundled Copper Loop - Non-Designed - Zone 3 | | 3 | UEQ | UEQ2X | 13.19 | 44.97 | 20.89 | 25.64 | 6.65 | | | | | |
| | Tag Loop at End User Premise | | | UEQ | URETL | | 8.93 | 0.88 | | | | | | | |
| | Loop Testing - Basic 1st Half Hour | | | UEQ | URET1 | | 46.88 | 0.00 | | | | | | | |
| | Loop Testing - Basic Additional Half Hour | | | UEQ | URETA | | 24.16 | 24.16 | | | | | | | |
| | Manual Order Coordination 2 Wire Unbundled Copper Loop - Non-Designed (per loop) | | | UEQ | USBMC | | 9.00 | 9.00 | | | | | | | |
| | Unbundled Copper Loop - Non-Design, billing for BST providing make-up (Engineering Information - E.I.) | | | UEQ | UEQMU | | 13.49 | 13.49 | | | | | | | |

| UNBUNDLED NETWORK ELEMENTS - Kentucky | | | | | | | | | | | Attachment 2 Exh A: | | | | | |
|---------------------------------------|-----------------------|---|---------|------|---|-------|-----------|--------------|--------|-------------------------|----------------------------------|--------------------------------------|--|--|---|---|
| CATEGORY | RATE ELEMENTS | | Interim | Zone | BCS | USOC | RATES(\$) | | | | Svc Order Submitted Elec per LSR | Svc Order Submitted Manually per LSR | Incremental Charge - Manual Svc Order vs. Electronic-1st | Incremental Charge - Manual Svc Order vs. Electronic-Add'l | Incremental Charge - Manual Svc Order vs. Electronic-Disc 1st | Incremental Charge - Manual Svc Order vs. Electronic-Disc Add'l |
| | | | | | | | Rec | Nonrecurring | | Nonrecurring Disconnect | | OSS Rates(\$) | | | | |
| | | | | | | | | First | Add'l | First | Add'l | SOMEK | SOMAN | SOMAN | SOMAN | SOMAN |
| | | CLEC to CLEC Conversion Charge Without Outside Dispatch (UCL-ND) | | | UEQ | UREWO | | 14.27 | 7.43 | | | | | | | |
| LOOP MODIFICATION | | | | | | | | | | | | | | | | |
| | | Unbundled Loop Modification, Removal of Load Coils - 2 Wire pair less than or equal to 18k ft, per Unbundled Loop | | | UAL, UHL, UCL, UEQ, ULS, UEA, UEANL, UEPSR, UEPSB | ULM2L | | 9.24 | 9.24 | | | | | | | |
| | | Unbundled Loop Modification Removal of Load Coils - 4 Wire less than or equal to 18K ft, per Unbundled Loop | | | UHL, UCL, UEA | ULM4L | | 9.24 | 9.24 | | | | | | | |
| | | Unbundled Loop Modification Removal of Bridged Tap Removal, per unbundled loop | | | UAL, UHL, UCL, UEQ, ULS, UEA, UEANL, UEPSR, UEPSB | ULMBT | | 10.47 | 10.47 | | | | | | | |
| SUB-LOOPS | | | | | | | | | | | | | | | | |
| | Sub-Loop Distribution | | | | | | | | | | | | | | | |
| | | Sub-Loop - Per Cross Box Location - CLEC Feeder Facility Set-Up | | | UEANL, UEF | USBSA | | 207.91 | 207.91 | | | | | | | |
| | | Sub-Loop - Per Cross Box Location - Per 25 Pair Panel Set-Up | | | UEANL, UEF | USBSB | | 12.50 | 12.50 | | | | | | | |
| | | Sub-Loop - Per Building Equipment Room - CLEC Feeder Facility Set-Up | | | UEANL | USBSC | | 80.87 | 80.87 | | | | | | | |
| | | Sub-Loop - Per Building Equipment Room - Per 25 Pair Panel Set-Up | | | UEANL | USBSD | | 45.04 | 45.04 | | | | | | | |
| | | Sub-Loop Distribution Per 2-Wire Analog Voice Grade Loop - Zone 1 | | 1 | UEANL | USBN2 | 6.34 | 85.03 | 39.05 | 59.81 | 7.90 | | | | | |
| | | Sub-Loop Distribution Per 2-Wire Analog Voice Grade Loop - Zone 2 | | 2 | UEANL | USBN2 | 9.06 | 85.03 | 39.05 | 59.81 | 7.90 | | | | | |
| | | Sub-Loop Distribution Per 2-Wire Analog Voice Grade Loop - Zone 3 | | 3 | UEANL | USBN2 | 14.82 | 85.03 | 39.05 | 59.81 | 7.90 | | | | | |
| | | Order Coordination for Unbundled Sub-Loops, per sub-loop pair | | | UEANL | USBMC | | 9.00 | 9.00 | | | | | | | |
| | | Sub-Loop Distribution Per 4-Wire Analog Voice Grade Loop - Zone 1 | | 1 | UEANL | USBN4 | 8.14 | 102.31 | 56.32 | 65.24 | 10.88 | | | | | |
| | | Sub-Loop Distribution Per 4-Wire Analog Voice Grade Loop - Zone 2 | | 2 | UEANL | USBN4 | 8.63 | 102.31 | 56.32 | 65.24 | 10.88 | | | | | |
| | | Sub-Loop Distribution Per 4-Wire Analog Voice Grade Loop - Zone 3 | | 3 | UEANL | USBN4 | 25.60 | 102.31 | 56.32 | 65.24 | 10.88 | | | | | |
| | | Order Coordination for Unbundled Sub-Loops, per sub-loop pair | | | UEANL | USBMC | | 9.00 | 9.00 | | | | | | | |
| | | Sub-Loop 2-Wire Intrabuilding Network Cable (INC) | | | UEANL | USBR2 | 2.57 | 68.35 | 22.36 | 59.81 | 7.90 | | | | | |
| | | Order Coordination for Unbundled Sub-Loops, per sub-loop pair | | | UEANL | USBMC | | 9.00 | 9.00 | | | | | | | |
| | | Sub-Loop 4-Wire Intrabuilding Network Cable (INC) | | | UEANL | USBR4 | 4.98 | 76.49 | 30.51 | 65.24 | 10.88 | | | | | |
| | | Order Coordination for Unbundled Sub-Loops, per sub-loop pair | | | UEANL | USBMC | | 9.00 | 9.00 | | | | | | | |
| | | Loop Testing - Basic 1st Half Hour | | | UEANL | URET1 | | 46.88 | 0.00 | | | | | | | |
| | | Loop Testing - Basic Additional Half Hour | | | UEANL | URETA | | 24.16 | 24.16 | | | | | | | |
| | | 2 Wire Copper Unbundled Sub-Loop Distribution - Zone 1 | | 1 | UEF | UCS2X | 5.45 | 85.03 | 39.05 | 59.81 | 7.90 | | | | | |
| | | 2 Wire Copper Unbundled Sub-Loop Distribution - Zone 2 | | 2 | UEF | UCS2X | 7.06 | 85.03 | 39.05 | 59.81 | 7.90 | | | | | |
| | | 2 Wire Copper Unbundled Sub-Loop Distribution - Zone 3 | | 3 | UEF | UCS2X | 9.67 | 85.03 | 39.05 | 59.81 | 7.90 | | | | | |
| | | Order Coordination for Unbundled Sub-Loops, per sub-loop pair | | | UEF | USBMC | | 9.00 | 9.00 | | | | | | | |
| | | 4 Wire Copper Unbundled Sub-Loop Distribution - Zone 1 | | 1 | UEF | UCS4X | 7.09 | 102.31 | 56.32 | 65.24 | 10.88 | | | | | |
| | | 4 Wire Copper Unbundled Sub-Loop Distribution - Zone 2 | | 2 | UEF | UCS4X | 8.66 | 102.31 | 56.32 | 65.24 | 10.88 | | | | | |
| | | 4 Wire Copper Unbundled Sub-Loop Distribution - Zone 3 | | 3 | UEF | UCS4X | 19.40 | 102.31 | 56.32 | 65.24 | 10.88 | | | | | |
| | | Order Coordination for Unbundled Sub-Loops, per sub-loop pair | | | UEF | USBMC | | 9.00 | 9.00 | | | | | | | |
| | | Loop Tagging Service Level 1, Unbundled Copper Loop, Non-Designed and Distribution Subloops | | | UEF, UEANL | URETL | | 8.93 | 0.88 | | | | | | | |

| UNBUNDLED NETWORK ELEMENTS - Kentucky | | | | | | | | | | | Attachment 2 Exh A: | | | | | |
|--|---------------|--|---------|------|---|-------|-----------|--------------|-------|-------------------------|----------------------------------|--------------------------------------|--|--|---|---|
| CATEGORY | RATE ELEMENTS | | Interim | Zone | BCS | USOC | RATES(\$) | | | | Svc Order Submitted Elec per LSR | Svc Order Submitted Manually per LSR | Incremental Charge - Manual Svc Order vs. Electronic-1st | Incremental Charge - Manual Svc Order vs. Electronic-Add'l | Incremental Charge - Manual Svc Order vs. Electronic-Disc 1st | Incremental Charge - Manual Svc Order vs. Electronic-Disc Add'l |
| | | | | | | | Rec | Nonrecurring | | Nonrecurring Disconnect | | OSS Rates(\$) | | | | |
| | | | | | | | | First | Add'l | First | Add'l | SOMEc | SOMAN | SOMAN | SOMAN | SOMAN |
| | | Loop Testing - Basic 1st Half Hour | | | UEF | URET1 | | 46.88 | 0.00 | | | | | | | |
| | | Loop Testing - Basic Additional Half Hour | | | UEF | URETA | | 24.16 | 24.16 | | | | | | | |
| | | Unbundled Sub-Loop Modification | | | | | | | | | | | | | | |
| | | Unbundled Sub-Loop Modification - 2-W Copper Dist Load Coil/Equip Removal per 2-W PR | | | UEF | ULM2X | | 5.23 | 5.23 | | | | | | | |
| | | Unbundled Sub-loop Modification - 4-W Copper Dist Load Coil/Equip Removal per 4-W PR | | | UEF | ULM4X | | 5.23 | 5.23 | | | | | | | |
| | | Unbundled Loop Modification, Removal of Bridge Tap, per unbundled loop | | | UEF | ULMBT | | 7.97 | 7.97 | | | | | | | |
| | | Unbundled Network Terminating Wire (UNTW) | | | | | | | | | | | | | | |
| | | Unbundled Network Terminating Wire (UNTW) per Pair | | | UENTW | UENPP | 0.53 | 23.51 | 23.51 | | | | | | | |
| | | Network Interface Device (NID) | | | | | | | | | | | | | | |
| | | Network Interface Device (NID) - 1-2 lines | | | UENTW | UND12 | | 73.53 | 49.47 | | | | | | | |
| | | Network Interface Device (NID) - 1-6 lines | | | UENTW | UND16 | | 115.96 | 91.91 | | | | | | | |
| | | Network Interface Device Cross Connect - 2 W | | | UENTW | UNDC2 | | 8.56 | 8.56 | | | | | | | |
| | | Network Interface Device Cross Connect - 4W | | | UENTW | UNDC4 | | 8.56 | 8.56 | | | | | | | |
| UNE OTHER, PROVISIONING ONLY - NO RATE | | | | | | | | | | | | | | | | |
| | | | | | UAL, UCL, UDC, UDL, UDN, UEA, UHL, UEANL, UEF, UEQ, UENTW, NTCVG, NTCUD, NTCD1, USL | UNECN | 0.00 | 0.00 | | | | | | | | |
| | | Unbundled Contact Name, Provisioning Only - no rate | | | USL, NTCD1 | CCOSF | 0.00 | 0.00 | | | | | | | | |
| | | Unbundled DS1 Loop - Superframe Format Option - no rate | | | | | | | | | | | | | | |
| | | Unbundled DS1 Loop - Expanded Superframe Format option - no rate | | | USL, NTCD1 | CCOEF | 0.00 | 0.00 | | | | | | | | |
| | | NID - Dispatch and Service Order for NID installation | | | UENTW | UNDBX | 0.00 | 0.00 | | | | | | | | |
| | | UNTW Circuit Establishment, Provisioning Only - No Rate | | | UENTW | UENCE | 0.00 | 0.00 | | | | | | | | |
| LOOP MAKE-UP | | | | | | | | | | | | | | | | |
| | | Loop Makeup - Preordering Without Reservation, per working or spare facility queried (Manual). | | | UMK | UMKLW | | 23.40 | 23.40 | | | | | | | |
| | | Loop Makeup - Preordering With Reservation, per spare facility queried (Manual). | | | UMK | UMKLP | | 24.85 | 24.85 | | | | | | | |
| | | Loop Makeup--With or Without Reservation, per working or spare facility queried (Mechanized) | | | UMK | UMKMQ | | 0.67 | 0.67 | | | | | | | |
| LINE SPLITTING | | | | | | | | | | | | | | | | |
| | | END USER ORDERING-CENTRAL OFFICE BASED | | | | | | | | | | | | | | |
| | | Line Splitting - per line activation DLEC owned splitter | | | UEPSR UEPSB | UREOS | 0.61 | | | | | | | | | |
| | | Line Splitting - per line activation BST owned - physical | | | UEPSR UEPSB | UREBP | 0.61 | 37.02 | 21.20 | 21.10 | 9.87 | | | | | |
| | | Line Splitting - per line activation BST owned - virtual | | | UEPSR UEPSB | UREBV | 0.61 | 37.02 | 21.20 | 21.10 | 9.87 | | | | | |
| UNBUNDLED EXCHANGE ACCESS LOOP | | | | | | | | | | | | | | | | |
| 2-WIRE ANALOG VOICE GRADE LOOP | | | | | | | | | | | | | | | | |
| | | 2 Wire Analog Voice Grade Loop-Service Level 1-Line Splitting-Zone 1 | | 1 | UEPSR UEPSB | UEALS | 10.56 | 46.66 | 22.57 | 26.65 | 7.65 | | | | | |
| | | 2 Wire Analog Voice Grade Loop-Service Level 1-Line Splitting-Zone 1 | | 1 | UEPSR UEPSB | UEABS | 10.56 | 46.66 | 22.57 | 26.65 | 7.65 | | | | | |
| | | 2 Wire Analog Voice Grade Loop- Service Level 1-Line Splitting-Zone 2 | | 2 | UEPSR UEPSB | UEALS | 15.34 | 46.66 | 22.57 | 26.65 | 7.65 | | | | | |
| | | 2 Wire Analog Voice Grade Loop- Service Level 1-Line Splitting-Zone 2 | | 2 | UEPSR UEPSB | UEABS | 15.34 | 46.66 | 22.57 | 26.65 | 7.65 | | | | | |
| | | 2 Wire Analog Voice Grade Loop-Service Level 1-Line Splitting-Zone 3 | | 3 | UEPSR UEPSB | UEALS | 31.11 | 46.66 | 22.57 | 26.65 | 7.65 | | | | | |
| | | 2 Wire Analog Voice Grade Loop-Service Level 1-Line Splitting-Zone 3 | | 3 | UEPSR UEPSB | UEABS | 31.11 | 46.66 | 22.57 | 26.65 | 7.65 | | | | | |
| PHYSICAL COLLOCATION | | | | | | | | | | | | | | | | |
| | | Physical Collocation-2 Wire Cross Connects (Loop) for Line Splitting | | | UEPSR UEPSB | PE1LS | 0.0333 | 24.68 | 23.68 | 12.14 | 10.95 | | | | | |
| VIRTUAL COLLOCATION | | | | | | | | | | | | | | | | |

| UNBUNDLED NETWORK ELEMENTS - Kentucky | | | | | | | | | | Attachment 2 Exh A: | | Incremental Charge - Manual Svc Order vs. Electronic-1st | Incremental Charge - Manual Svc Order vs. Electronic-Add'l | Incremental Charge - Manual Svc Order vs. Electronic-Disc 1st | Incremental Charge - Manual Svc Order vs. Electronic-Disc Add'l | |
|---|---------------|--|--|---------|------|-------------|-------|-----------|--------------------|----------------------------------|--------------------------------------|--|--|---|---|-------|
| CATEGORY | RATE ELEMENTS | | | Interim | Zone | BCS | USOC | RATES(\$) | | Svc Order Submitted Elec per LSR | Svc Order Submitted Manually per LSR | | | | | |
| | | | | | | | | Rec | Nonrecurring First | Nonrecurring Add'l | Nonrecurring Disconnect First | Nonrecurring Disconnect Add'l | SOMEc | SOMAN | OSS Rates(\$) | |
| | | | | | | | | | | | | | | | SOMAN | SOMAN |
| | | Virtual Collocation-2 Wire Cross Connects (Loop) for Line Splitting | | | | UEPSR UEPSB | VE1LS | 0.0309 | 24.68 | 23.68 | 12.14 | 10.95 | | | | |
| UNBUNDLED DEDICATED TRANSPORT | | | | | | | | | | | | | | | | |
| | | INTEROFFICE CHANNEL - DEDICATED TRANSPORT | | | | | | | | | | | | | | |
| | | Interoffice Channel - 2-Wire Voice Grade - per mile | | | | U1TVX | 1L5XX | 0.01 | | | | | | | | |
| | | Interoffice Channel - 2-Wire Voice Grade - Facility Termination | | | | U1TVX | U1TV2 | 29.11 | 47.34 | 31.78 | 22.77 | 8.75 | | | | |
| | | Interoffice Channel - 2-Wire Voice Grade Rev Bat. - per mile | | | | U1TVX | 1L5XX | 0.01 | | | | | | | | |
| | | Interoffice Channel - 2-Wire VG Rev Bat. - Facility Termination | | | | U1TVX | U1TR2 | 29.11 | 47.34 | 31.78 | 22.77 | 8.75 | | | | |
| | | Interoffice Channel - 4-Wire Voice Grade - per mile | | | | U1TVX | 1L5XX | 0.01 | | | | | | | | |
| | | Interoffice Channel - 4-Wire Voice Grade - Facility Termination | | | | U1TVX | U1TV4 | 25.86 | 47.34 | 31.78 | 22.77 | 8.75 | | | | |
| | | Interoffice Channel - 56 kbps - per mile | | | | U1TDX | 1L5XX | 0.0115 | | | | | | | | |
| | | Interoffice Channel - 56 kbps - Facility Termination | | | | U1TDX | U1TD5 | 20.97 | 47.34 | 31.78 | 22.77 | 8.75 | | | | |
| | | Interoffice Channel - 64 kbps - per mile | | | | U1TDX | 1L5XX | 0.0115 | | | | | | | | |
| | | Interoffice Channel - 64 kbps - Facility Termination | | | | U1TDX | U1TD6 | 20.97 | 47.34 | 31.78 | 22.77 | 8.75 | | | | |
| | | Interoffice Channel - DS1 - per mile | | | | U1TD1 | 1L5XX | 0.23 | | | | | | | | |
| | | Interoffice Channel - DS1 - Facility Termination | | | | U1TD1 | U1TF1 | 96.04 | 105.52 | 98.46 | 23.09 | 20.49 | | | | |
| | | Interoffice Channel - DS3 - per mile | | | | U1TD3 | 1L5XX | 4.97 | | | | | | | | |
| | | Interoffice Channel - DS3 - Facility Termination | | | | U1TD3 | U1TF3 | 1,175.15 | 335.40 | 219.24 | 89.57 | 87.75 | | | | |
| | | Interoffice Channel - STS-1 - per mile | | | | U1TS1 | 1L5XX | 4.97 | | | | | | | | |
| | | Interoffice Channel - STS-1 - Facility Termination | | | | U1TS1 | U1TFS | 1,149.51 | 335.40 | 219.24 | 89.57 | 87.75 | | | | |
| UNBUNDLED DARK FIBER | | | | | | | | | | | | | | | | |
| | | Dark Fiber - Interoffice Transport, Per Four Fiber Strands, Per Route Mile Or Fraction Thereof | | | | UDF, UDFCX | 1L5DF | 30.74 | | | | | | | | |
| | | Dark Fiber - Interoffice Transport, Per Four Fiber Strands, Per Route Mile Or Fraction Thereof | | | | UDF, UDFCX | UDF14 | | 732.53 | 192.67 | 377.27 | 241.67 | | | | |
| HIGH CAPACITY UNBUNDLED LOCAL LOOP | | | | | | | | | | | | | | | | |
| | | DS-3/STS-1 UNBUNDLED LOCAL LOOP - Stand Alone | | | | | | | | | | | | | | |
| | | DS3 Unbundled Local Loop - per mile | | | | UE3 | 1L5ND | 9.25 | | | | | | | | |
| | | DS3 Unbundled Local Loop - Facility Termination | | | | UE3 | UE3PX | 308.31 | 551.38 | 338.08 | 173.00 | 120.42 | | | | |
| | | STS-1 Unbundled Local Loop - per mile | | | | UDLSX | 1L5ND | 9.25 | | | | | | | | |
| | | STS-1 Unbundled Local Loop - Facility Termination | | | | UDLSX | UDLS1 | 320.51 | 551.38 | 338.08 | 173.00 | 120.42 | | | | |
| ENHANCED EXTENDED LINK (EELs) | | | | | | | | | | | | | | | | |
| | | Network Elements Used in Combinations | | | | | | | | | | | | | | |
| | | 2-Wire VG Loop (SL2) in Combination - Zone 1 | | 1 | | UNCVX | UEAL2 | 12.67 | 125.22 | 60.48 | 59.69 | 7.84 | | | | |
| | | 2-Wire VG Loop (SL2) in Combination - Zone 2 | | 2 | | UNCVX | UEAL2 | 17.45 | 125.22 | 60.48 | 59.69 | 7.84 | | | | |
| | | 2-Wire VG Loop (SL2) in Combination - Zone 3 | | 3 | | UNCVX | UEAL2 | 33.22 | 125.22 | 60.48 | 59.69 | 7.84 | | | | |
| | | 4-Wire Analog Voice Grade Loop in Combination - Zone 1 | | 1 | | UNCVX | UEAL4 | 29.26 | 125.22 | 60.48 | 59.69 | 7.84 | | | | |
| | | 4-Wire Analog Voice Grade Loop in Combination - Zone 2 | | 2 | | UNCVX | UEAL4 | 34.25 | 125.22 | 60.48 | 59.69 | 7.84 | | | | |
| | | 4-Wire Analog Voice Grade Loop in Combination - Zone 3 | | 3 | | UNCVX | UEAL4 | 85.06 | 125.22 | 60.48 | 59.69 | 7.84 | | | | |
| | | 2-Wire ISDN Loop in Combination - Zone 1 | | 1 | | UNCNX | U1L2X | 18.44 | 125.22 | 60.48 | 59.69 | 7.84 | | | | |
| | | 2-Wire ISDN Loop in Combination - Zone 2 | | 2 | | UNCNX | U1L2X | 25.08 | 125.22 | 60.48 | 59.69 | 7.84 | | | | |
| | | 2-Wire ISDN Loop in Combination - Zone 3 | | 3 | | UNCNX | U1L2X | 42.87 | 125.22 | 60.48 | 59.69 | 7.84 | | | | |
| | | 4-Wire 56Kbps Digital Grade Loop in Combination - Zone 1 | | 1 | | UNCDX | UDL56 | 27.59 | 125.22 | 60.48 | 59.69 | 7.84 | | | | |
| | | 4-Wire 56Kbps Digital Grade Loop in Combination - Zone 2 | | 2 | | UNCDX | UDL56 | 32.48 | 125.22 | 60.48 | 59.69 | 7.84 | | | | |
| | | 4-Wire 56Kbps Digital Grade Loop in Combination - Zone 3 | | 3 | | UNCDX | UDL56 | 36.37 | 125.22 | 60.48 | 59.69 | 7.84 | | | | |
| | | 4-Wire 64Kbps Digital Grade Loop in Combination - Zone 1 | | 1 | | UNCDX | UDL64 | 27.59 | 125.22 | 60.48 | 59.69 | 7.84 | | | | |
| | | 4-Wire 64Kbps Digital Grade Loop in Combination - Zone 2 | | 2 | | UNCDX | UDL64 | 32.48 | 125.22 | 60.48 | 59.69 | 7.84 | | | | |
| | | 4-Wire 64Kbps Digital Grade Loop in Combination - Zone 3 | | 3 | | UNCDX | UDL64 | 36.37 | 125.22 | 60.48 | 59.69 | 7.84 | | | | |
| | | 4-Wire DS1 Digital Loop in Combination - Zone 1 | | 1 | | UNC1X | USLXX | 86.47 | 210.70 | 114.60 | 63.96 | 17.97 | | | | |
| | | 4-Wire DS1 Digital Loop in Combination - Zone 2 | | 2 | | UNC1X | USLXX | 114.10 | 210.70 | 114.60 | 63.96 | 17.97 | | | | |
| | | 4-Wire DS1 Digital Loop in Combination - Zone 3 | | 3 | | UNC1X | USLXX | 297.76 | 210.70 | 114.60 | 63.96 | 17.97 | | | | |
| | | DS3 Local Loop in combination - per mile | | | | UNC3X | 1L5ND | 9.25 | | | | | | | | |
| | | DS3 Local Loop in combination - Facility Termination | | | | UNC3X | UE3PX | 308.31 | 237.36 | 147.69 | 83.43 | 32.67 | | | | |
| | | STS-1 Local Loop in combination - per mile | | | | UNC5X | 1L5ND | 9.25 | | | | | | | | |
| | | STS-1 Local Loop in combination - Facility Termination | | | | UNC5X | UDLS1 | 320.51 | 237.36 | 147.69 | 83.43 | 32.67 | | | | |
| | | Interoffice Channel in combination - 2-wire VG - per mile | | | | UNCVX | 1L5XX | 0.01 | | | | | | | | |

| UNBUNDLED NETWORK ELEMENTS - Kentucky | | | | | | | | | | | Attachment 2 Exh A: | | | | | |
|---------------------------------------|--------------------------------|---|---------|------|--|-------|-----------|--------------|--------|-------------------------|----------------------------------|--------------------------------------|--|--|---|---|
| CATEGORY | RATE ELEMENTS | | Interim | Zone | BCS | USOC | RATES(\$) | | | | Svc Order Submitted Elec per LSR | Svc Order Submitted Manually per LSR | Incremental Charge - Manual Svc Order vs. Electronic-1st | Incremental Charge - Manual Svc Order vs. Electronic-Add'l | Incremental Charge - Manual Svc Order vs. Electronic-Disc 1st | Incremental Charge - Manual Svc Order vs. Electronic-Disc Add'l |
| | | | | | | | Rec | Nonrecurring | | Nonrecurring Disconnect | | OSS Rates(\$) | | | | |
| | | | | | | | | First | Add'l | First | Add'l | SOMEc | SOMAN | SOMAN | SOMAN | SOMAN |
| | | Interoffice Channel in combination - 2-wire VG - Facility Termination | | | UNCVX | U1TV2 | 23.95 | 98.09 | 53.67 | 56.31 | 22.42 | | | | | |
| | | Interoffice Channel in combination - 4-wire VG - per mile | | | UNCVX | 1L5XX | 0.01 | | | | | | | | | |
| | | Interoffice Channel in combination - 4-wire VG - Facility Termination | | | UNCVX | U1TV4 | 21.28 | 98.09 | 53.67 | 56.31 | 22.42 | | | | | |
| | | Interoffice Channel in combination - 4-wire 56 kbps - per mile | | | UNCDX | 1L5XX | 0.01 | | | | | | | | | |
| | | Interoffice Channel in combination - 4-wire 56 kbps - Facility Termination | | | UNCDX | U1TD5 | 17.25 | 98.09 | 53.67 | 56.31 | 22.42 | | | | | |
| | | Interoffice Channel in combination - 4-wire 64 kbps - per mile | | | UNCDX | 1L5XX | 0.01 | | | | | | | | | |
| | | Interoffice Channel in combination - 4-wire 64 kbps - Facility Termination | | | UNCDX | U1TD6 | 17.25 | 98.09 | 53.67 | 56.31 | 22.42 | | | | | |
| | | Interoffice Channel in combination - DS1 - per mile | | | UNC1X | 1L5XX | 0.19 | | | | | | | | | |
| | | Interoffice Channel in combination - DS1 Facility Termination | | | UNC1X | U1TF1 | 79.02 | 181.24 | 123.53 | 56.72 | 22.32 | | | | | |
| | | Interoffice Channel in combination - DS3 - per mile | | | UNC3X | 1L5XX | 4.09 | | | | | | | | | |
| | | Interoffice Channel in combination - DS3 - Facility Termination | | | UNC3X | U1TF3 | 966.89 | 350.56 | 141.58 | 48.00 | 23.39 | | | | | |
| | | Interoffice Channel in combination - STS-1 - per mile | | | UNC3X | 1L5XX | 4.09 | | | | | | | | | |
| | | Interoffice Channel in combination - STS-1 Facility Termination | | | UNC3X | U1TFS | 945.79 | 350.56 | 141.58 | 48.00 | 23.39 | | | | | |
| ADDITIONAL NETWORK ELEMENTS | | | | | | | | | | | | | | | | |
| | Optional Features & Functions: | | | | | | | | | | | | | | | |
| | | Clear Channel Capability Extended Frame Option - per DS1 | I | | U1TD1, ULDD1,UNC1X | CCOEF | | 0.00 | 0.00 | 0.00 | 0.00 | | | | | |
| | | Clear Channel Capability Super FrameOption - per DS1 | I | | U1TD1, ULDD1,UNC1X | CCOSF | | 0.00 | 0.00 | 0.00 | 0.00 | | | | | |
| | | Clear Channel Capability (SF/ESF) Option - Subsequent Activity - per DS1 | I | | ULDD1, U1TD1, UNC1X, USL | NRCCC | | 184.91 | 23.82 | 1.99 | 0.78 | | | | | |
| | | C-bit Parity Option - Subsequent Activity - per DS3 | i | | U1TD3, ULDD3, UE3, UNC3X | NRCC3 | | 205.70 | 7.20 | 0.6924 | 0.00 | | | | | |
| | | DS1/DS0 Channel System | | | UNC1X | MQ1 | 113.33 | 57.26 | 14.74 | 1.86 | 1.67 | | | | | |
| | | DS3/DS1Channel System | | | UNC3X, UNC3X | MQ3 | 158.20 | 115.48 | 56.53 | 15.12 | 5.30 | | | | | |
| | | Voice Grade COCI in combination | | | UNCVX | 1D1VG | 0.6228 | 6.71 | 4.84 | | | | | | | |
| | | Voice Grade COCI - for Stand Alone Local Loop | | | UEA | 1D1VG | 0.6228 | 6.71 | 4.84 | | | | | | | |
| | | Voice Grade COCI - for connection to a channelized DS1 Local Channel in the same SWC as collocation | | | U1TUC | 1D1VG | 0.6228 | 6.71 | 4.84 | | | | | | | |
| | | OCU-DP COCI (2.4-64kbs) in combination | | | UNCDX | 1D1DD | 1.32 | 6.71 | 4.84 | | | | | | | |
| | | OCU-DP COCI (2.4-64kbs) - for Stand Alone Local Loop | | | UDL | 1D1DD | 1.32 | 6.71 | 4.84 | | | | | | | |
| | | OCU-DP COCI (2.4-64kbs) - for connection to a channelized DS1 Local Channel in the same SWC as collocation | | | U1TUD | 1D1DD | 1.32 | 6.71 | 4.84 | | | | | | | |
| | | 2-wire ISDN COCI (BRITE) in combination | | | UNCNX | UC1CA | 2.84 | 6.71 | 4.84 | | | | | | | |
| | | 2-wire ISDN COCI (BRITE) - for a Local Loop | | | UDN | UC1CA | 2.84 | 6.71 | 4.84 | | | | | | | |
| | | 2-wire ISDN COCI (BRITE) - for connection to a channelized DS1 Local Channel in the same SWC as collocation | | | U1TUB | UC1CA | 2.84 | 6.71 | 4.84 | | | | | | | |
| | | DS1 COCI in combination | | | UNC1X | UC1D1 | 11.80 | 6.71 | 4.84 | | | | | | | |
| | | DS1 COCI - for Stand Alone Local Channel | | | ULDD1 | UC1D1 | 11.80 | 6.71 | 4.84 | | | | | | | |
| | | DS1 COCI - for Stand Alone Interoffice Channel | | | U1TD1 | UC1D1 | 11.80 | 6.71 | 4.84 | | | | | | | |
| | | DS1 COCI - for Stand Alone Local Loop | | | USL | UC1D1 | 11.80 | 6.71 | 4.84 | | | | | | | |
| | | DS1 COCI - for connection to a channelized DS1 Local Channel in the same SWC as collocation | | | U1TUA | UC1D1 | 11.80 | 6.71 | 4.84 | | | | | | | |
| | | Wholesale to UNE, Switch-As-Is Conversion Charge | | | UNCVX, U1TVX, UNCDX, U1TDX, UNC1X, U1TD1,UNC3X, U1TD3, UNC3X, U1TS1, UDF,UDFCX | UNCCC | | 8.98 | 8.98 | | | | | | | |
| | | Unbundled Misc Rate Element, SNE SAI, Single Network Element - Switch As Is Non-recurring Charge, per circuit (LSR) | i | | U1TVX, U1TDX, U1TD1, U1TD3, U1TS1, UDF, UE3 | URES | | 36.80 | 16.10 | | | | | | | |

| UNBUNDLED NETWORK ELEMENTS - Kentucky | | | | | | | | | | | Attachment 2 Exh A: | | | | | | |
|---------------------------------------|---------------|---|---------|------|---|-------|-----------|--------------|-------|-------------------------|----------------------------------|--------------------------------------|--|--|---|---|-------|
| CATEGORY | RATE ELEMENTS | | Interim | Zone | BCS | USOC | RATES(\$) | | | | Svc Order Submitted Elec per LSR | Svc Order Submitted Manually per LSR | Incremental Charge - Manual Svc Order vs. Electronic-1st | Incremental Charge - Manual Svc Order vs. Electronic-Add'l | Incremental Charge - Manual Svc Order vs. Electronic-Disc 1st | Incremental Charge - Manual Svc Order vs. Electronic-Disc Add'l | |
| | | | | | | | Rec | Nonrecurring | | Nonrecurring Disconnect | | OSS Rates(\$) | | | | | |
| | | | | | | | | First | Add'l | First | Add'l | SOMEc | SOMAN | SOMAN | SOMAN | SOMAN | SOMAN |
| | | Unbundled Misc Rate Element, SNE SAI, Single Network Element - Switch As Is Non-recurring Charge, incremental charge per circuit on a spreadsheet | i | | U1TVX, U1TDX, U1TD1, U1TD3, U1TS1, UDF, UE3 | URESP | | 1.49 | 1.49 | | | | | | | | |
| | | UNE Reconfiguration Change Charge per Circuit | I | | UNC1X | URERC | | 35.00 | 35.00 | | | | | | | | |
| | | UNE Reconfiguration Change Charge per Circuit Project Managed | I | | UNC1X | URERP | | 1.49 | 1.49 | | | | | | | | |
| | | Access to DCS - Customer Reconfiguration (FlexServ) | | | | | | | | | | | | | | | |
| | | Customer Reconfiguration Establishment | | | | | | 1.63 | | 2.03 | | | | | | | |
| | | DS1 DCS Termination with DS0 Switching | | | | | 25.69 | 32.88 | 23.58 | 21.09 | 15.88 | | | | | | |
| | | DS1 DCS Termination with DS1 Switching | | | | | 12.41 | 25.07 | 15.76 | 16.23 | 11.02 | | | | | | |
| | | DS3 DCS Termination with DS1 Switching | | | | | 154.20 | 32.88 | 23.58 | 21.09 | 15.88 | | | | | | |
| | | Service Rearrangements | | | | | | | | | | | | | | | |
| | | NRC - Change in Facility Assignment per circuit Service Rearrangement | I | | U1TVX, U1TDX, UEA, UDL, U1TUC, U1TUD, U1TUB, ULDVX, ULDDX, UNCVX, UNCDX, UNC1X | URETD | | 101.09 | 43.04 | | | | | | | | |
| | | NRC - Change in Facility Assignment per circuit Project Management (added to CFA per circuit if project managed) | I | | U1TVX, U1TDX, UEA, UDL, U1TUC, U1TUD, U1TUB, ULDVX, ULDDX, UNCVX, UNCDX, UNC1X | URETB | | 1.28 | 1.28 | | | | | | | | |
| | | NRC - Order Coordination Specific Time - Dedicated Transport | I | | UNC1X | OCOSR | | 18.87 | 18.87 | | | | | | | | |
| COMMINGLING | | | | | | | | | | | | | | | | | |
| | | Commingling Authorization | | | UNCVX, UNCDX, UNC1X, UNC3X, UNCSX, U1TD1, U1TD3, U1TS1, UE3, UDLSX, U1TVX, U1TDX, U1TUB, ULDVX, ULDD1, ULDD3, ULDS1 | CMGAU | 0.00 | 0.00 | 0.00 | 0.00 | 0.00 | | | | | | |
| | | Commingled (UNE part of single bandwidth circuit) | | | | | | | | | | | | | | | |
| | | Commingled VG COCI | | | XDV2X, NTCVG | 1D1VG | 0.6228 | 6.71 | 4.84 | | | | | | | | |
| | | Commingled Digital COCI | | | XDV6X, NTCUD | 1D1DD | 1.32 | 6.71 | 4.84 | | | | | | | | |
| | | Commingled ISDN COCI | | | XDD4X | UC1CA | 2.84 | 6.71 | 4.84 | | | | | | | | |
| | | Commingled 2-wire VG Interoffice Channel | | | XDV2X | U1TV2 | 23.95 | 98.09 | 53.67 | 56.31 | 22.42 | | | | | | |
| | | Commingled 4-wire VG Interoffice Channel | | | XDV6X | U1TV4 | 21.28 | 98.09 | 53.67 | 56.31 | 22.42 | | | | | | |
| | | Commingled 56kbps Interoffice Channel | | | XDD4X | U1TD5 | 20.97 | 98.09 | 53.67 | 56.31 | 22.42 | | | | | | |
| | | Commingled 64kbps Interoffice Channel | | | XDD4X | U1TD6 | 17.25 | 98.09 | 53.67 | 56.31 | 22.42 | | | | | | |
| | | Commingled VG/DS0 Interoffice Channel Mileage | | | XDV2X, XDV6X, XDD4X | 1L5XX | 0.01 | | | | | | | | | | |
| | | Commingled 2-wire Local Loop Zone 1 | | 1 | XDV2X | UEAL2 | 12.67 | 125.22 | 60.48 | 59.69 | 7.84 | | | | | | |
| | | Commingled 2-wire Local Loop Zone 2 | | 2 | XDV2X | UEAL2 | 17.45 | 125.22 | 60.48 | 59.69 | 7.84 | | | | | | |
| | | Commingled 2-wire Local Loop Zone 3 | | 3 | XDV2X | UEAL2 | 33.22 | 125.22 | 60.48 | 59.69 | 7.84 | | | | | | |
| | | Commingled 4-wire Local Loop Zone 1 | | 1 | XDV6X | UEAL4 | 29.26 | 125.22 | 60.48 | 59.69 | 7.84 | | | | | | |
| | | Commingled 4-wire Local Loop Zone 2 | | 2 | XDV6X | UEAL4 | 34.25 | 125.22 | 60.48 | 59.69 | 7.84 | | | | | | |
| | | Commingled 4-wire Local Loop Zone 3 | | 3 | XDV6X | UEAL4 | 85.06 | 125.22 | 60.48 | 59.69 | 7.84 | | | | | | |
| | | Commingled 56kbps Local Loop Zone 1 | | 1 | XDD4X | UDL56 | 27.59 | 125.22 | 60.48 | 59.69 | 7.84 | | | | | | |
| | | Commingled 56kbps Local Loop Zone 2 | | 2 | XDD4X | UDL56 | 32.48 | 125.22 | 60.48 | 59.69 | 7.84 | | | | | | |
| | | Commingled 56kbps Local Loop Zone 3 | | 3 | XDD4X | UDL56 | 36.37 | 125.22 | 60.48 | 59.69 | 7.84 | | | | | | |
| | | Commingled 64kbps Local Loop Zone 1 | | 1 | XDD4X | UDL64 | 27.59 | 125.22 | 60.48 | 59.69 | 7.84 | | | | | | |
| | | Commingled 64kbps Local Loop Zone 2 | | 2 | XDD4X | UDL64 | 32.48 | 125.22 | 60.48 | 59.69 | 7.84 | | | | | | |
| | | Commingled 64kbps Local Loop Zone 3 | | 3 | XDD4X | UDL64 | 36.37 | 125.22 | 60.48 | 59.69 | 7.84 | | | | | | |
| | | Commingled ISDN Local Loop Zone 1 | | 1 | XDD4X | U1L2X | 18.44 | 125.22 | 60.48 | 59.69 | 7.84 | | | | | | |
| | | Commingled ISDN Local Loop Zone 2 | | 2 | XDD4X | U1L2X | 25.08 | 125.22 | 60.48 | 59.69 | 7.84 | | | | | | |

| UNBUNDLED NETWORK ELEMENTS - Kentucky | | | | | | | | | | | Attachment 2 Exh A: | | | | | |
|--|--|---------|------|--------------|-------|-------------|--------------|--------|-------------------------|--------|----------------------------------|--------------------------------------|--|--|---|---|
| CATEGORY | RATE ELEMENTS | Interim | Zone | BCS | USOC | RATES(\$) | | | | | Svc Order Submitted Elec per LSR | Svc Order Submitted Manually per LSR | Incremental Charge - Manual Svc Order vs. Electronic-1st | Incremental Charge - Manual Svc Order vs. Electronic-Add'l | Incremental Charge - Manual Svc Order vs. Electronic-Disc 1st | Incremental Charge - Manual Svc Order vs. Electronic-Disc Add'l |
| | | | | | | Rec | Nonrecurring | | Nonrecurring Disconnect | | OSS Rates(\$) | | | | | |
| | | | | | | | First | Add'l | First | Add'l | SOMEC | SOMAN | SOMAN | SOMAN | SOMAN | SOMAN |
| | Commingled ISDN Local Loop Zone 3 | | 3 | XDD4X | U1L2X | 42.87 | 125.22 | 60.48 | 59.69 | 7.84 | | | | | | |
| | Commingled DS1 COCI | | | XDH1X, NTCD1 | UC1D1 | 11.80 | | 6.71 | | 4.84 | | | | | | |
| | Commingled DS1 Interoffice Channel | | | XDH1X | U1TF1 | 79.02 | 181.24 | 123.53 | 56.72 | 22.32 | | | | | | |
| | Commingled DS1 Interoffice Channel Mileage | | | XDH1X | 1L5XX | 0.19 | | | | | | | | | | |
| | Commingled DS1/DS0 Channel System | | | XDH1X | MQ1 | 113.33 | 57.26 | 14.74 | 1.86 | 1.67 | | | | | | |
| | Commingled DS1 Local Loop Zone 1 | | 1 | XDH1X | USLXX | 86.47 | 86.47 | 86.47 | 86.47 | 86.47 | | | | | | |
| | Commingled DS1 Local Loop Zone 2 | | 2 | XDH1X | USLXX | 114.10 | 114.10 | 114.10 | 114.10 | 114.10 | | | | | | |
| | Commingled DS1 Local Loop Zone 3 | | 3 | XDH1X | USLXX | 297.76 | 297.76 | 297.76 | 297.76 | 297.76 | | | | | | |
| | Commingled DS3 Local Loop | | | HFQC6 | UE3PX | 308.31 | | | | | | | | | | |
| | Commingled DS3/STS-1 Local Loop Mileage | | | HFQC6, HFRST | 1L5ND | 9.25 | | | | | | | | | | |
| | Commingled STS-1 Local Loop | | | HFRST | UDLS1 | 320.51 | 237.36 | 147.69 | 83.43 | 32.67 | | | | | | |
| | Commingled DS3/DS1 Channel System | | | HFQC6 | MQ3 | 158.20 | 115.48 | 56.53 | 15.12 | 5.30 | | | | | | |
| | Commingled DS3 Interoffice Channel | | | HFQC6 | U1TF3 | 966.89 | 350.56 | 141.58 | 48.00 | 23.39 | | | | | | |
| | Commingled DS3 Interoffice Channel Mileage | | | HFQC6 | 1L5XX | 4.09 | | | | | | | | | | |
| | Commingled STS-1Interoffice Channel | | | HFRST | U1TFS | 945.79 | 350.56 | 141.58 | 48.00 | 23.39 | | | | | | |
| | Commingled STS-1Interoffice Channel Mileage | | | HFRST | 1L5XX | 4.09 | | | | | | | | | | |
| | Commingled Dark Fiber - Interoffice Transport, Per Four Fiber Strands, Per Route Mile Or Fraction Thereof | | | HEQDL | 1L5DF | 30.74 | | | | | | | | | | |
| | Commingled Dark Fiber - Interoffice Transport, Per Four Fiber Strands, Per Route Mile Or Fraction Thereof | | | HEQDL | UDF14 | | 732.53 | 192.67 | 377.27 | 241.67 | | | | | | |
| SIGNALING (CCS7) | | | | | | | | | | | | | | | | |
| | NOTE:"bk" beside a rate indicates that the parties have agreed to bill and keep for that element pursuant to the terms and conditions in Attachment 3. | | | | | | | | | | | | | | | |
| | CCS7 Signaling Usage, Per TCAP Message | | | | | 0.0000656bk | | | | | | | | | | |
| | CCS7 Signaling Usage, Per ISUP Message | | | | | 0.0000164bk | | | | | | | | | | |
| LNP Query Service | | | | | | | | | | | | | | | | |
| | LNP Charge Per query | | | | | 0.0008695 | | | | | | | | | | |
| | LNP Service Establishment Manual | | | | | | 13.82 | 13.82 | 12.71 | 12.71 | | | | | | |
| | LNP Service Provisioning with Point Code Establishment | | | | | | 953.27 | 487.00 | 431.95 | 317.61 | | | | | | |
| 911 PBX LOCATE | | | | | | | | | | | | | | | | |
| | 911 PBX LOCATE DATABASE CAPABILITY | | | | | | | | | | | | | | | |
| | Service Establishment per CLEC per End User Account | | | 9PBDC | 9PBEU | | 1,814.00 | | | | | | | | | |
| | Changes to TN Range or Customer Profile | | | 9PBDC | 9PBTN | | 181.57 | | | | | | | | | |
| | Per Telephone Number (Monthly) | | | 9PBDC | 9PBMM | 0.07 | | | | | | | | | | |
| | Change Company (Service Provider) ID | | | 9PBDC | 9PBPC | | 533.00 | | | | | | | | | |
| | PBX Locate Service Support per CLEC (Monthlt) | | | 9PBDC | 9PBMR | 179.88 | | | | | | | | | | |
| | Service Order Charge | | | 9PBDC | 9PBSC | | 7.86 | | | | | | | | | |
| 911 PBX LOCATE TRANSPORT COMPONENT | | | | | | | | | | | | | | | | |
| | See Att 3 | | | | | | | | | | | | | | | |
| Note: Rates displaying an "I" in Interim column are interim as a result of a Commission order. | | | | | | | | | | | | | | | | |

| UNBUNDLED NETWORK ELEMENTS - Louisiana | | | | | | | | | | | | | | Attachment 2 Exh A: | | | | |
|--|---------------|--|--|--|---------|------|-----|---|-----------|--------------|--------|-------------------------|----------------------------------|--------------------------------------|--|--|---|---|
| CATEGORY | RATE ELEMENTS | | | | Interim | Zone | BCS | USOC | RATES(\$) | | | | Svc Order Submitted Elec per LSR | Svc Order Submitted Manually per LSR | Incremental Charge - Manual Svc Order vs. Electronic-1st | Incremental Charge - Manual Svc Order vs. Electronic-Add'l | Incremental Charge - Manual Svc Order vs. Electronic-Disc 1st | Incremental Charge - Manual Svc Order vs. Electronic-Disc Add'l |
| | | | | | | | | | | | | | | | | | | |
| | | | | | | | | | Rec | Nonrecurring | | Nonrecurring Disconnect | | OSS Rates(\$) | | | | |
| | | | | | | | | | | First | Add'l | First | Add'l | SOME C | SOMAN | SOMAN | SOMAN | SOMAN |
| The "Zone" shown in the sections for stand-alone loops or loops as part of a combination refers to Geographically Deaveraged UNE Zones. To view Geographically Deaveraged UNE Zone Designations by Central Office, refer to internet Website: http://www.interconnection.bellsouth.com/become_a_clec/html/interconnection.htm | | | | | | | | | | | | | | | | | | |
| OPERATIONS SUPPORT SYSTEMS (OSS) - "REGIONAL RATES" | | | | | | | | | | | | | | | | | | |
| NOTE: (1) CLEC should contact its contract negotiator if it prefers the "state specific" OSS charges as ordered by the State Commissions. The OSS charges currently contained in this rate exhibit are the BellSouth "regional" service ordering charges. CLEC may elect either the state specific Commission ordered rates for the service ordering charges, or CLEC may elect the regional service ordering charge, however, CLEC can not obtain a mixture of the two regardless if CLEC has a interconnection contract established in | | | | | | | | | | | | | | | | | | |
| NOTE: (2) Any element that can be ordered electronically will be billed according to the SOME C rate listed in this category. Please refer to BellSouth's Local Ordering Handbook (LOH) to determine if a product can be ordered electronically. For those elements that cannot be ordered electronically at present per the LOH, the listed SOME C rate in this category reflects the charge that would be billed to a CLEC once electronic ordering capabilities come on-line for that element. Otherwise, the manual ordering charge, | | | | | | | | | | | | | | | | | | |
| | | OSS - Electronic Service Order Charge, Per Local Service Request (LSR) - UNE Only | | | | | | | SOME C | | 3.50 | 0.00 | 3.50 | 0.00 | | | | |
| | | OSS - Manual Service Order Charge, Per Local Service Request (LSR) - UNE Only | | | | | | | SOMAN | | 15.20 | 0.00 | 15.20 | 0.00 | | | | |
| UNE SERVICE DATE ADVANCEMENT CHARGE | | | | | | | | | | | | | | | | | | |
| NOTE: The Expedite charge will be maintained commensurate with BellSouth's FCC No.1 Tariff, Section 5 as applicable. | | | | | | | | | | | | | | | | | | |
| | | UNE Expedite Charge per Circuit or Line Assignable USOC, per Day | | | | | | UAL, UEANL, UCL, UEF, UDF, UEQ, UDL, UENTW, UDN, UEA, UHL, ULC, USL, U1T12, U1T48, U1TD1, U1TD3, U1TDX, U1TO3, U1TS1, U1TVX, UC1BC, UC1BL, UC1CC, UC1CL, UC1DC, UC1DL, UC1EC, UC1EL, UC1FC, UC1FL, UC1GC, UC1GL, UC1HC, UC1HL, UDL12, UDL48, UDLO3, UDLSX, UE3, ULD12, ULD48, ULDD1, ULDD3, ULDDX, ULDO3, ULDS1, ULDVX, UNC1X, UNC3X, UNCDX, UNCNX, UNCSX, UNCVX, UNLD1, UNLD3, UXTD1, UXTD3, UXTS1, U1TUC, U1TUD, U1TUB, U1TUA, NTCVG, NTCUD, NTCDD1 | SDASP | | 200.00 | | | | | | | |
| ORDER MODIFICATION CHARGE | | | | | | | | | | | | | | | | | | |
| | | Order Modification Charge (OMC) | | | | | | | | | 26.21 | 0.00 | 0.00 | 0.00 | | | | |
| | | Order Modification Additional Dispatch Charge (OMCAD) | | | | | | | | | 150.00 | 0.00 | 0.00 | 0.00 | | | | |
| UNBUNDLED EXCHANGE ACCESS LOOP | | | | | | | | | | | | | | | | | | |
| 2-WIRE ANALOG VOICE GRADE LOOP | | | | | | | | | | | | | | | | | | |
| | | 2-Wire Analog Voice Grade Loop - Service Level 2 w/Loop or Ground Start Signaling - Zone 1 | | | | | 1 | UEA | UEAL2 | 14.93 | 102.10 | 65.72 | | | | | | |
| | | 2-Wire Analog Voice Grade Loop - Service Level 2 w/Loop or Ground Start Signaling - Zone 2 | | | | | 2 | UEA | UEAL2 | 25.35 | 102.10 | 65.72 | | | | | | |
| | | 2-Wire Analog Voice Grade Loop - Service Level 2 w/Loop or Ground Start Signaling - Zone 3 | | | | | 3 | UEA | UEAL2 | 50.46 | 102.10 | 65.72 | | | | | | |
| | | 2-Wire Analog Voice Grade Loop - Service Level 2 w/Reverse Battery Signaling - Zone 1 | | | | | 1 | UEA | UEAR2 | 14.93 | 102.10 | 65.72 | | | | | | |

| UNBUNDLED NETWORK ELEMENTS - Louisiana | | | | | | | | | | | Attachment 2 Exh A: | | | | | | |
|--|---------------|---|---------|------|-----|--------|-----------|--------------|--------|-------------------------|----------------------------------|--------------------------------------|--|--|---|---|-------|
| CATEGORY | RATE ELEMENTS | | Interim | Zone | BCS | USOC | RATES(\$) | | | | Svc Order Submitted Elec per LSR | Svc Order Submitted Manually per LSR | Incremental Charge - Manual Svc Order vs. Electronic-1st | Incremental Charge - Manual Svc Order vs. Electronic-Add'l | Incremental Charge - Manual Svc Order vs. Electronic-Disc 1st | Incremental Charge - Manual Svc Order vs. Electronic-Disc Add'l | |
| | | | | | | | Rec | Nonrecurring | | Nonrecurring Disconnect | | OSS Rates(\$) | | | | | |
| | | | | | | | | First | Add'l | First | Add'l | SOMEc | SOMAN | SOMAN | SOMAN | SOMAN | SOMAN |
| | | 2-Wire Analog Voice Grade Loop - Service Level 2 w/Reverse Battery Signaling - Zone 2 | | 2 | UEA | UEAR2 | 25.35 | 102.10 | 65.72 | | | | | | | | |
| | | 2-Wire Analog Voice Grade Loop - Service Level 2 w/Reverse Battery Signaling - Zone 3 | | 3 | UEA | UEAR2 | 50.46 | 102.10 | 65.72 | | | | | | | | |
| | | Switch-As-Is Conversion rate per UNE Loop, Single LSR, (per DS0) | | | UEA | URES L | | 24.98 | 3.52 | | | | | | | | |
| | | Switch-As-Is Conversion rate per UNE Loop, Spreadsheet, (per DS0) | | | UEA | URES P | | 26.47 | 5.01 | | | | | | | | |
| | | CLEC to CLEC Conversion Charge without outside dispatch | | | UEA | UREWO | | 87.59 | 36.30 | | | | | | | | |
| | | Loop Tagging - Service Level 2 (SL2) | | | UEA | URETL | | 11.20 | 1.10 | | | | | | | | |
| | | 4-WIRE ANALOG VOICE GRADE LOOP | | | | | | | | | | | | | | | |
| | | 4-Wire Analog Voice Grade Loop - Zone 1 | | 1 | UEA | UEAL4 | 30.81 | 127.40 | 91.02 | | | | | | | | |
| | | 4-Wire Analog Voice Grade Loop - Zone 2 | | 2 | UEA | UEAL4 | 38.32 | 127.40 | 91.02 | | | | | | | | |
| | | 4-Wire Analog Voice Grade Loop - Zone 3 | | 3 | UEA | UEAL4 | 60.39 | 127.40 | 91.02 | | | | | | | | |
| | | Switch-As-Is Conversion rate per UNE Loop, Single LSR, (per DS0) | | | UEA | URES L | | 24.98 | 3.52 | | | | | | | | |
| | | Switch-As-Is Conversion rate per UNE Loop, Spreadsheet, (per DS0) | | | UEA | URES P | | 26.47 | 5.01 | | | | | | | | |
| | | CLEC to CLEC Conversion Charge without outside dispatch | | | UEA | UREWO | | 87.59 | 36.30 | | | | | | | | |
| | | 2-WIRE ISDN DIGITAL GRADE LOOP | | | | | | | | | | | | | | | |
| | | 2-Wire ISDN Digital Grade Loop - Zone 1 | | 1 | UDN | U1L2X | 22.09 | 113.34 | 76.96 | | | | | | | | |
| | | 2-Wire ISDN Digital Grade Loop - Zone 2 | | 2 | UDN | U1L2X | 35.28 | 113.34 | 76.96 | | | | | | | | |
| | | 2-Wire ISDN Digital Grade Loop - Zone 3 | | 3 | UDN | U1L2X | 65.18 | 113.34 | 76.96 | | | | | | | | |
| | | CLEC to CLEC Conversion Charge without outside dispatch | | | UDN | UREWO | | 91.49 | 44.09 | | | | | | | | |
| | | 2-WIRE ASYMMETRICAL DIGITAL SUBSCRIBER LINE (ADSL) COMPATIBLE LOOP | | | | | | | | | | | | | | | |
| | | 2 Wire Unbundled ADSL Loop including manual service inquiry & facility reservation - Zone 1 | | 1 | UAL | UAL2X | 12.29 | 117.08 | 68.36 | | | | | | | | |
| | | 2 Wire Unbundled ADSL Loop including manual service inquiry & facility reservation - Zone 2 | | 2 | UAL | UAL2X | 14.09 | 117.08 | 68.36 | | | | | | | | |
| | | 2 Wire Unbundled ADSL Loop including manual service inquiry & facility reservation - Zone 3 | | 3 | UAL | UAL2X | 15.75 | 117.08 | 68.36 | | | | | | | | |
| | | 2 Wire Unbundled ADSL Loop without manual service inquiry & facility reservaton - Zone 1 | | 1 | UAL | UAL2W | 12.29 | 92.83 | 56.02 | | | | | | | | |
| | | 2 Wire Unbundled ADSL Loop without manual service inquiry & facility reservaton - Zone 2 | | 2 | UAL | UAL2W | 14.09 | 92.83 | 56.02 | | | | | | | | |
| | | 2 Wire Unbundled ADSL Loop without manual service inquiry & facility reservaton - Zone 3 | | 3 | UAL | UAL2W | 15.75 | 92.83 | 56.02 | | | | | | | | |
| | | CLEC to CLEC Conversion Charge without outside dispatch | | | UAL | UREWO | | 86.07 | 40.34 | | | | | | | | |
| | | 2-WIRE HIGH BIT RATE DIGITAL SUBSCRIBER LINE (HDSL) COMPATIBLE LOOP | | | | | | | | | | | | | | | |
| | | 2 Wire Unbundled HDSL Loop including manual service inquiry & facility reservation - Zone 1 | | 1 | UHL | UHL2X | 9.79 | 125.50 | 76.77 | | | | | | | | |
| | | 2 Wire Unbundled HDSL Loop including manual service inquiry & facility reservation - Zone 2 | | 2 | UHL | UHL2X | 11.52 | 125.50 | 76.77 | | | | | | | | |
| | | 2 Wire Unbundled HDSL Loop including manual service inquiry & facility reservation - Zone 3 | | 3 | UHL | UHL2X | 12.74 | 125.50 | 76.77 | | | | | | | | |
| | | 2 Wire Unbundled HDSL Loop without manual service inquiry and facility reservation - Zone 1 | | 1 | UHL | UHL2W | 9.79 | 101.24 | 64.43 | | | | | | | | |
| | | 2 Wire Unbundled HDSL Loop without manual service inquiry and facility reservation - Zone 2 | | 2 | UHL | UHL2W | 11.52 | 101.24 | 64.43 | | | | | | | | |
| | | 2 Wire Unbundled HDSL Loop without manual service inquiry and facility reservation - Zone 3 | | 3 | UHL | UHL2W | 12.74 | 101.24 | 64.43 | | | | | | | | |
| | | CLEC to CLEC Conversion Charge without outside dispatch | | | UHL | UREWO | | 86.00 | 40.34 | | | | | | | | |
| | | 4-WIRE HIGH BIT RATE DIGITAL SUBSCRIBER LINE (HDSL) COMPATIBLE LOOP | | | | | | | | | | | | | | | |
| | | 4 Wire Unbundled HDSL Loop including manual service inquiry and facility reservation - Zone 1 | | 1 | UHL | UHL4X | 16.24 | 153.26 | 104.54 | | | | | | | | |
| | | 4-Wire Unbundled HDSL Loop including manual service inquiry and facility reservation - Zone 2 | | 2 | UHL | UHL4X | 16.65 | 153.26 | 104.54 | | | | | | | | |
| | | 4-Wire Unbundled HDSL Loop including manual service inquiry and facility reservation - Zone 3 | | 3 | UHL | UHL4X | 17.34 | 153.26 | 104.54 | | | | | | | | |

| UNBUNDLED NETWORK ELEMENTS - Louisiana | | | | | | | | | | | Attachment 2 Exh A: | | | | | |
|--|--|-------------|------|-----|-------|-----------|--------------|--------|-------------------------|---|---|--|--|---|---|--|
| CATEGORY | RATE ELEMENTS | Interi m | Zone | BCS | USOC | RATES(\$) | | | | Svc Order Submitted Elec per LSR | Svc Order Submitted Manually per LSR | Incremental Charge - Manual Svc Order vs. Electronic- 1st | Incremental Charge - Manual Svc Order vs. Electronic- Add'l | Incremental Charge - Manual Svc Order vs. Electronic- Disc 1st | Incremental Charge - Manual Svc Order vs. Electronic- Disc Add'l | |
| | | | | | | Rec | Nonrecurring | | Nonrecurring Disconnect | | OSS Rates(\$) | | | | | |
| | | | | | | | First | Add'l | First | Add'l | SOMEc | SOMAN | SOMAN | SOMAN | SOMAN | |
| | 4-Wire Unbundled HDSL Loop without manual service inquiry and facility reservation - Zone 1 | | 1 | UHL | UHL4W | 16.24 | 129.00 | 92.20 | | | | | | | | |
| | 4-Wire Unbundled HDSL Loop without manual service inquiry and facility reservation - Zone 2 | | 2 | UHL | UHL4W | 16.65 | 129.00 | 92.20 | | | | | | | | |
| | 4-Wire Unbundled HDSL Loop without manual service inquiry and facility reservation - Zone 3 | | 3 | UHL | UHL4W | 17.34 | 129.00 | 92.20 | | | | | | | | |
| | CLEC to CLEC Conversion Charge without outside dispatch | | | UHL | UREWO | | 86.00 | 40.34 | | | | | | | | |
| | 4-WIRE DS1 DIGITAL LOOP | | | | | | | | | | | | | | | |
| | 4-Wire DS1 Digital Loop - Zone 1 | | 1 | USL | USLXX | 85.70 | 245.16 | 152.98 | | | | | | | | |
| | 4-Wire DS1 Digital Loop - Zone 2 | | 2 | USL | USLXX | 194.96 | 245.16 | 152.98 | | | | | | | | |
| | 4-Wire DS1 Digital Loop - Zone 3 | | 3 | USL | USLXX | 491.94 | 245.16 | 152.98 | | | | | | | | |
| | Switch-As-Is Conversion rate per UNE Loop, Single LSR, (per DS1) | | | USL | URES | | 24.98 | 3.52 | | | | | | | | |
| | Switch-As-Is Conversion rate per UNE Loop, Spreadsheet, (per DS1) | | | USL | URESP | | 26.47 | 5.01 | | | | | | | | |
| | CLEC to CLEC Conversion Charge without outside dispatch | | | USL | UREWO | | 100.93 | 42.98 | | | | | | | | |
| | 4-WIRE 19.2, 56 OR 64 KBPS DIGITAL GRADE LOOP | | | | | | | | | | | | | | | |
| | 4 Wire Unbundled Digital Loop 2.4 Kbps - Zone 1 | | 1 | UDL | UDL2X | 30.99 | 121.86 | 85.48 | | | | | | | | |
| | 4 Wire Unbundled Digital Loop 2.4 Kbps - Zone 2 | | 2 | UDL | UDL2X | 36.78 | 121.86 | 85.48 | | | | | | | | |
| | 4 Wire Unbundled Digital Loop 2.4 Kbps - Zone3 | | 3 | UDL | UDL2X | 38.92 | 121.86 | 85.48 | | | | | | | | |
| | 4 Wire Unbundled Digital Loop 4.8 Kbps -Zone 1 | | 1 | UDL | UDL4X | 30.99 | 121.86 | 85.48 | | | | | | | | |
| | 4 Wire Unbundled Digital Loop 4.8 Kbps - Zone 2 | | 2 | UDL | UDL4X | 36.78 | 121.86 | 85.48 | | | | | | | | |
| | 4 Wire Unbundled Digital Loop 4.8 Kbps - Zone 3 | | 3 | UDL | UDL4X | 38.92 | 121.86 | 85.48 | | | | | | | | |
| | 4 Wire Unbundled Digital Loop 9.6 Kbps - Zone 1 | | 1 | UDL | UDL9X | 30.99 | 121.86 | 85.48 | | | | | | | | |
| | 5 Wire Unbundled Digital Loop 9.6 Kbps - Zone 2 | | 2 | UDL | UDL9X | 36.78 | 121.86 | 85.48 | | | | | | | | |
| | 6 Wire Unbundled Digital Loop 9.6 Kbps - Zone 3 | | 3 | UDL | UDL9X | 38.92 | 121.86 | 85.48 | | | | | | | | |
| | 4 Wire Unbundled Digital 19.2 Kbps - Zone 1 | | 1 | UDL | UDL19 | 30.99 | 121.86 | 85.48 | | | | | | | | |
| | 4 Wire Unbundled Digital 19.2 Kbps - Zone 2 | | 2 | UDL | UDL19 | 36.78 | 121.86 | 85.48 | | | | | | | | |
| | 4 Wire Unbundled Digital 19.2 Kbps - Zone 3 | | 3 | UDL | UDL19 | 38.92 | 121.86 | 85.48 | | | | | | | | |
| | 4 Wire Unbundled Digital Loop 56 Kbps - Zone 1 | | 1 | UDL | UDL56 | 30.99 | 121.86 | 85.48 | | | | | | | | |
| | 4 Wire Unbundled Digital Loop 56 Kbps - Zone 2 | | 2 | UDL | UDL56 | 36.78 | 121.86 | 85.48 | | | | | | | | |
| | 4 Wire Unbundled Digital Loop 56 Kbps - Zone 3 | | 3 | UDL | UDL56 | 38.92 | 121.86 | 85.48 | | | | | | | | |
| | 4 Wire Unbundled Digital Loop 64 Kbps - Zone 1 | | 1 | UDL | UDL64 | 30.99 | 121.86 | 85.48 | | | | | | | | |
| | 4 Wire Unbundled Digital Loop 64 Kbps - Zone 2 | | 2 | UDL | UDL64 | 36.78 | 121.86 | 85.48 | | | | | | | | |
| | 4 Wire Unbundled Digital Loop 64 Kbps - Zone 3 | | 3 | UDL | UDL64 | 38.92 | 121.86 | 85.48 | | | | | | | | |
| | Switch-As-Is Conversion rate per UNE Loop, Single LSR, (per DS0) | | | UDL | URES | | 24.98 | 3.52 | | | | | | | | |
| | Switch-As-Is Conversion rate per UNE Loop, Spreadsheet, (per DS0) | | | UDL | URESP | | 26.47 | 5.01 | | | | | | | | |
| | CLEC to CLEC Conversion Charge without outside dispatch | | | UDL | UREWO | | 101.97 | 49.67 | | | | | | | | |
| | 2-WIRE Unbundled COPPER LOOP | | | | | | | | | | | | | | | |
| | 2-Wire Unbundled Copper Loop-Designed including manual service inquiry & facility reservation - Zone 1 | | 1 | UCL | UCLPB | 12.29 | 116.18 | 67.46 | | | | | | | | |
| | 2-Wire Unbundled Copper Loop-Designed including manual service inquiry & facility reservation - Zone 2 | | 2 | UCL | UCLPB | 14.09 | 116.18 | 67.46 | | | | | | | | |
| | 2 Wire Unbundled Copper Loop-Designed including manual service inquiry & facility reservation - Zone 3 | | 3 | UCL | UCLPB | 15.75 | 116.18 | 67.46 | | | | | | | | |
| | 2-Wire Unbundled Copper Loop-Designed without manual service inquiry and facility reservation - Zone 1 | | 1 | UCL | UCLPW | 12.29 | 91.92 | 55.12 | | | | | | | | |
| | 2-Wire Unbundled Copper Loop-Designed without manual service inquiry and facility reservation - Zone 2 | | 2 | UCL | UCLPW | 14.09 | 91.92 | 55.12 | | | | | | | | |
| | 2-Wire Unbundled Copper Loop-Designed without manual service inquiry and facility reservation - Zone 3 | | 3 | UCL | UCLPW | 15.75 | 91.92 | 55.12 | | | | | | | | |
| | Order Coordination for Unbundled Copper Loops (per loop) | | | UCL | UCLMC | | 7.92 | 7.92 | | | | | | | | |
| | CLEC to CLEC Conversion Charge without outside dispatch (UCL-Des) | | | UCL | UREWO | | 91.92 | 42.47 | | | | | | | | |
| | 4-WIRE COPPER LOOP | | | | | | | | | | | | | | | |
| | 4-Wire Copper Loop-Designed including manual service inquiry and facility reservation - Zone 1 | | 1 | UCL | UCL4S | 22.27 | 139.69 | 90.96 | | | | | | | | |

| UNBUNDLED NETWORK ELEMENTS - Louisiana | | | | | | | | | | | Attachment 2 Exh A: | | | | | | |
|--|---------------|--|---------|------|------------------------------|-------|-----------|--------------|--------|-------------------------|----------------------------------|--------------------------------------|--|--|---|---|-------|
| CATEGORY | RATE ELEMENTS | | Interim | Zone | BCS | USOC | RATES(\$) | | | | Svc Order Submitted Elec per LSR | Svc Order Submitted Manually per LSR | Incremental Charge - Manual Svc Order vs. Electronic-1st | Incremental Charge - Manual Svc Order vs. Electronic-Add'l | Incremental Charge - Manual Svc Order vs. Electronic-Disc 1st | Incremental Charge - Manual Svc Order vs. Electronic-Disc Add'l | |
| | | | | | | | Rec | Nonrecurring | | Nonrecurring Disconnect | | OSS Rates(\$) | | | | | |
| | | | | | | | | First | Add'l | First | Add'l | SOMEc | SOMAN | SOMAN | SOMAN | SOMAN | SOMAN |
| | | 4-Wire Copper Loop-Designed including manual service inquiry and facility reservation - Zone 2 | | 2 | UCL | UCL4S | 18.95 | 139.69 | 90.96 | | | | | | | | |
| | | 4-Wire Copper Loop-Designed including manual service inquiry and facility reservation - Zone 3 | | 3 | UCL | UCL4S | 10.99 | 139.69 | 90.96 | | | | | | | | |
| | | 4-Wire Copper Loop-Designed without manual service inquiry and facility reservation - Zone 1 | | 1 | UCL | UCL4W | 22.27 | 115.43 | 78.63 | | | | | | | | |
| | | 4-Wire Copper Loop-Designed without manual service inquiry and facility reservation - Zone 2 | | 2 | UCL | UCL4W | 18.95 | 115.43 | 78.63 | | | | | | | | |
| | | 4-Wire Copper Loop-Designed without manual service inquiry and facility reservation - Zone 3 | | 3 | UCL | UCL4W | 10.99 | 115.43 | 78.63 | | | | | | | | |
| | | Order Coordination for Unbundled Copper Loops (per loop) | | | UCL | UCLMC | | 7.92 | 7.92 | | | | | | | | |
| | | CLEC to CLEC Conversion Charge without outside dispatch (UCL-Des) | | | UCL | UREWO | | 91.92 | 42.47 | | | | | | | | |
| | | Order Coordination for Specified Conversion Time (per LSR) | | | UEA, UDN, UAL, UHL, UDL, USL | OCOSL | | 17.56 | | | | | | | | | |
| | | Rearrangements | | | | | | | | | | | | | | | |
| | | EEL to UNE-L Retermination, per 2 Wire Unbundled Voice Loop-SL2 | | | UEA | UREEL | | 87.59 | 36.30 | | | | | | | | |
| | | EEL to UNE-L Retermination, per 4 Wire Unbundled Voice Loop | | | UEA | UREEL | | 87.59 | 36.30 | | | | | | | | |
| | | EEL to UNE-L Retermination, per 2 Wire ISDN Loop | | | UDN | UREEL | | 91.49 | 44.09 | | | | | | | | |
| | | EEL to UNE-L Retermination, per 4 Wire Unbundled Digital Loop | | | UDL | UREEL | | 101.97 | 49.67 | | | | | | | | |
| | | EEL to UNE-L Retermination, per 4 Wire Unbundled DS1 Loop | | | USL | UREEL | | 100.93 | 42.98 | | | | | | | | |
| | | UNE LOOP COMMINGLING | | | | | | | | | | | | | | | |
| | | 2-WIRE ANALOG VOICE GRADE LOOP - COMMINGLING | | | | | | | | | | | | | | | |
| | | 2-Wire Analog Voice Grade Loop - Service Level 2 w/Loop or Ground Start Signaling - Zone 1 | | 1 | NTCVG | UEAL2 | 14.93 | 102.10 | 65.72 | | | | | | | | |
| | | 2-Wire Analog Voice Grade Loop - Service Level 2 w/Loop or Ground Start Signaling - Zone 2 | | 2 | NTCVG | UEAL2 | 25.35 | 102.10 | 65.72 | | | | | | | | |
| | | 2-Wire Analog Voice Grade Loop - Service Level 2 w/Loop or Ground Start Signaling - Zone 3 | | 3 | NTCVG | UEAL2 | 50.46 | 102.10 | 65.72 | | | | | | | | |
| | | 2-Wire Analog Voice Grade Loop - Service Level 2 w/Reverse Battery Signaling - Zone 1 | | 1 | NTCVG | UEAR2 | 14.93 | 102.10 | 65.72 | | | | | | | | |
| | | 2-Wire Analog Voice Grade Loop - Service Level 2 w/Reverse Battery Signaling - Zone 2 | | 2 | NTCVG | UEAR2 | 25.35 | 102.10 | 65.72 | | | | | | | | |
| | | 2-Wire Analog Voice Grade Loop - Service Level 2 w/Reverse Battery Signaling - Zone 3 | | 3 | NTCVG | UEAR2 | 50.46 | 102.10 | 65.72 | | | | | | | | |
| | | Switch-As-Is Conversion rate per UNE Loop, Single LSR, (per DS0) | | | NTCVG | URES | | 24.98 | 3.52 | | | | | | | | |
| | | Switch-As-Is Conversion rate per UNE Loop, Spreadsheet, (per DS0) | | | NTCVG | URESP | | 26.47 | 5.01 | | | | | | | | |
| | | CLEC to CLEC Conversion Charge without outside dispatch | | | NTCVG | UREWO | | 87.59 | 36.30 | | | | | | | | |
| | | Loop Tagging - Service Level 2 (SL2) | | | NTCVG | URETL | | 11.20 | 1.10 | | | | | | | | |
| | | 4-WIRE ANALOG VOICE GRADE LOOP | | | | | | | | | | | | | | | |
| | | 4-Wire Analog Voice Grade Loop - Zone 1 | | 1 | NTCVG | UEAL4 | 30.81 | 127.40 | 91.02 | 0.00 | 0.00 | | | | | | |
| | | 4-Wire Analog Voice Grade Loop - Zone 2 | | 2 | NTCVG | UEAL4 | 38.32 | 127.40 | 91.02 | 0.00 | 0.00 | | | | | | |
| | | 4-Wire Analog Voice Grade Loop - Zone 3 | | 3 | NTCVG | UEAL4 | 60.39 | 127.40 | 91.02 | 0.00 | 0.00 | | | | | | |
| | | Switch-As-Is Conversion rate per UNE Loop, Single LSR, (per DS0) | | | NTCVG | URES | | 24.98 | 3.52 | | | | | | | | |
| | | Switch-As-Is Conversion rate per UNE Loop, Spreadsheet, (per DS0) | | | NTCVG | URESP | | 26.47 | 5.01 | | | | | | | | |
| | | CLEC to CLEC Conversion Charge without outside dispatch | | | NTCVG | UREWO | | 87.59 | 36.30 | | | | | | | | |
| | | 4-WIRE DS1 DIGITAL LOOP | | | | | | | | | | | | | | | |
| | | 4-Wire DS1 Digital Loop - Zone 1 | | 1 | NTCD1 | USLXX | 85.70 | 245.16 | 152.98 | | | | | | | | |
| | | 4-Wire DS1 Digital Loop - Zone 2 | | 2 | NTCD1 | USLXX | 194.96 | 245.16 | 152.98 | | | | | | | | |
| | | 4-Wire DS1 Digital Loop - Zone 3 | | 3 | NTCD1 | USLXX | 491.94 | 245.16 | 152.98 | | | | | | | | |
| | | Switch-As-Is Conversion rate per UNE Loop, Single LSR, (per DS1) | | | NTCD1 | URES | | 24.98 | 3.52 | | | | | | | | |

| UNBUNDLED NETWORK ELEMENTS - Louisiana | | | | | | | | | | Attachment 2 Exh A: | | Incremental Charge - Manual Svc Order vs. Electronic-1st | Incremental Charge - Manual Svc Order vs. Electronic-Add'l | Incremental Charge - Manual Svc Order vs. Electronic-Disc 1st | Incremental Charge - Manual Svc Order vs. Electronic-Disc Add'l |
|--|--|---------|------|----------------------|-------|-----------|--------------|-------|-------------------------|----------------------------------|--------------------------------------|--|--|---|---|
| CATEGORY | RATE ELEMENTS | Interim | Zone | BCS | USOC | RATES(\$) | | | | Svc Order Submitted Elec per LSR | Svc Order Submitted Manually per LSR | | | | |
| | | | | | | Rec | Nonrecurring | | Nonrecurring Disconnect | | OSS Rates(\$) | | | | |
| | | | | | | | First | Add'l | First | Add'l | SOME | SOMAN | SOMAN | SOMAN | SOMAN |
| | Switch-As-Is Conversion rate per UNE Loop, Spreadsheet, (per DS1) | | | NTCD1 | URESP | | 26.47 | 5.01 | | | | | | | |
| | CLEC to CLEC Conversion Charge without outside dispatch | | | NTCD1 | UREWO | | 100.93 | 42.98 | | | | | | | |
| | 4-WIRE 19.2, 56 OR 64 KBPS DIGITAL GRADE LOOP | | | | | | | | | | | | | | |
| | 4 Wire Unbundled Digital Loop 2.4 Kbps - Zone 1 | | 1 | NTCUD | UDL2X | 30.99 | 121.86 | 85.48 | | | | | | | |
| | 4 Wire Unbundled Digital Loop 2.4 Kbps - Zone 2 | | 2 | NTCUD | UDL2X | 36.78 | 121.86 | 85.48 | | | | | | | |
| | 4 Wire Unbundled Digital Loop 2.4 Kbps - Zone3 | | 3 | NTCUD | UDL2X | 38.92 | 121.86 | 85.48 | | | | | | | |
| | 4 Wire Unbundled Digital Loop 4.8 Kbps -Zone 1 | | 1 | NTCUD | UDL4X | 30.99 | 121.86 | 85.48 | | | | | | | |
| | 4 Wire Unbundled Digital Loop 4.8 Kbps - Zone 2 | | 2 | NTCUD | UDL4X | 36.78 | 121.86 | 85.48 | | | | | | | |
| | 4 Wire Unbundled Digital Loop 4.8 Kbps - Zone 3 | | 3 | NTCUD | UDL4X | 38.92 | 121.86 | 85.48 | | | | | | | |
| | 4 Wire Unbundled Digital Loop 9.6 Kbps - Zone 1 | | 1 | NTCUD | UDL9X | 30.99 | 121.86 | 85.48 | | | | | | | |
| | 5 Wire Unbundled Digital Loop 9.6 Kbps - Zone 2 | | 2 | NTCUD | UDL9X | 36.78 | 121.86 | 85.48 | | | | | | | |
| | 6 Wire Unbundled Digital Loop 9.6 Kbps - Zone 3 | | 3 | NTCUD | UDL9X | 38.92 | 121.86 | 85.48 | | | | | | | |
| | 4 Wire Unbundled Digital 19.2 Kbps - Zone 1 | | 1 | NTCUD | UDL19 | 30.99 | 121.86 | 85.48 | | | | | | | |
| | 4 Wire Unbundled Digital 19.2 Kbps - Zone 2 | | 2 | NTCUD | UDL19 | 36.78 | 121.86 | 85.48 | | | | | | | |
| | 4 Wire Unbundled Digital 19.2 Kbps - Zone 3 | | 3 | NTCUD | UDL19 | 38.92 | 121.86 | 85.48 | | | | | | | |
| | 4 Wire Unbundled Digital Loop 56 Kbps - Zone 1 | | 1 | NTCUD | UDL56 | 30.99 | 121.86 | 85.48 | | | | | | | |
| | 4 Wire Unbundled Digital Loop 56 Kbps - Zone 2 | | 2 | NTCUD | UDL56 | 36.78 | 121.86 | 85.48 | | | | | | | |
| | 4 Wire Unbundled Digital Loop 56 Kbps - Zone 3 | | 3 | NTCUD | UDL56 | 38.92 | 121.86 | 85.48 | | | | | | | |
| | 4 Wire Unbundled Digital Loop 64 Kbps - Zone 1 | | 1 | NTCUD | UDL64 | 30.99 | 121.86 | 85.48 | | | | | | | |
| | 4 Wire Unbundled Digital Loop 64 Kbps - Zone 2 | | 2 | NTCUD | UDL64 | 36.78 | 121.86 | 85.48 | | | | | | | |
| | 4 Wire Unbundled Digital Loop 64 Kbps - Zone 3 | | 3 | NTCUD | UDL64 | 38.92 | 121.86 | 85.48 | | | | | | | |
| | Switch-As-Is Conversion rate per UNE Loop, Single LSR, (per DS0) | | | NTCUD | URES | | 24.98 | 3.52 | | | | | | | |
| | Switch-As-Is Conversion rate per UNE Loop, Spreadsheet, (per DS0) | | | NTCUD | URES | | 26.47 | 5.01 | | | | | | | |
| | CLEC to CLEC Conversion Charge without outside dispatch | | | NTCUD | UREWO | | 101.97 | 49.67 | | | | | | | |
| | Order Coordination for Specified Conversion Time (per LSR) | | | NTCVG, NTCUD, NTCUD1 | OCOSL | | 17.56 | | | | | | | | |
| | UNBUNDLED EXCHANGE ACCESS LOOP | | | | | | | | | | | | | | |
| | 2-WIRE ANALOG VOICE GRADE LOOP | | | | | | | | | | | | | | |
| | 2-Wire Analog Voice Grade Loop - Service Level 1- Zone 1 | | 1 | UEANL | UEAL2 | 12.90 | 36.54 | 16.87 | | | | | | | |
| | 2-Wire Analog Voice Grade Loop - Service Level 1- Zone 2 | | 2 | UEANL | UEAL2 | 23.33 | 36.54 | 16.87 | | | | | | | |
| | 2-Wire Analog Voice Grade Loop - Service Level 1- Zone 3 | | 3 | UEANL | UEAL2 | 48.43 | 36.54 | 16.87 | | | | | | | |
| | 2-Wire Analog Voice Grade Loop - Service Level 1- Zone 1 | | 1 | UEANL | UEASL | 12.90 | 36.54 | 16.87 | | | | | | | |
| | 2-Wire Analog Voice Grade Loop - Service Level 1- Zone 2 | | 2 | UEANL | UEASL | 23.33 | 36.54 | 16.87 | | | | | | | |
| | 2-Wire Analog Voice Grade Loop - Service Level 1- Zone 3 | | 3 | UEANL | UEASL | 48.43 | 36.54 | 16.87 | | | | | | | |
| | Tag Loop at End User Premise | | | UEANL | URETL | | 8.92 | 0.88 | | | | | | | |
| | Loop Testing - Basic 1st Half Hour | | | UEANL | URET1 | | 33.17 | 0.00 | | | | | | | |
| | Loop Testing - Basic Additional Half Hour | | | UEANL | URETA | | 19.28 | 19.28 | | | | | | | |
| | Manual Order Coordination for UVL-SL1s (per loop) | | | UEANL | UEAMC | | 7.92 | 7.92 | | | | | | | |
| | Order Coordination for Specified Conversion Time for UVL-SL1 (per LSR) | | | UEANL | OCOSL | | 17.56 | 17.56 | | | | | | | |
| | Unbundled Non-Design Voice Loop, billing for BST providing make-up (Engineering Information - E.I.) | | | UEANL | UEANM | | 13.04 | 13.04 | | | | | | | |
| | CLEC to CLEC Conversion Charge Without Outside Dispatch (UVL-SL1) | | | UEANL | UREWO | | 15.75 | 8.93 | | | | | | | |
| | 2-WIRE Unbundled COPPER LOOP | | | | | | | | | | | | | | |
| | 2-Wire Unbundled Copper Loop - Non-Designed Zone 1 | I | 1 | UEQ | UEQ2X | 12.40 | 35.27 | 15.60 | | | | | | | |
| | 2 Wire Unbundled Copper Loop - Non-Designed - Zone 2 | I | 2 | UEQ | UEQ2X | 14.32 | 35.27 | 15.60 | | | | | | | |
| | 2 Wire Unbundled Copper Loop - Non-Designed - Zone 3 | I | 3 | UEQ | UEQ2X | 16.87 | 35.27 | 15.60 | | | | | | | |
| | Unbundled Miscellaneous Rate Element, Tag Loop at End User Premise | | | UEQ | URETL | | 8.92 | 0.88 | | | | | | | |
| | Loop Testing - Basic 1st Half Hour | | | UEQ | URET1 | | 33.17 | 0.00 | | | | | | | |
| | Loop Testing - Basic Additional Half Hour | | | UEQ | URETA | | 19.28 | 19.28 | | | | | | | |
| | Manual Order Coordination 2 Wire Unbundled Copper Loop - Non-Designed (per loop) | | | UEQ | USBMC | | 7.92 | 7.92 | | | | | | | |
| | Unbundled Copper Loop - Non-Design, billing for BST providing make-up (Engineering Information - E.I.) | | | UEQ | UEQMU | | 13.04 | 13.04 | | | | | | | |

| UNBUNDLED NETWORK ELEMENTS - Louisiana | | | | | | | | | | | | Attachment 2 Exh A: | | | | | |
|--|-----------------------|---|---------|------|---|-------|-----------|--------------|--------|-------------------------|----------------------------------|--------------------------------------|--|--|---|---|-------|
| CATEGORY | RATE ELEMENTS | | Interim | Zone | BCS | USOC | RATES(\$) | | | | Svc Order Submitted Elec per LSR | Svc Order Submitted Manually per LSR | Incremental Charge - Manual Svc Order vs. Electronic-1st | Incremental Charge - Manual Svc Order vs. Electronic-Add'l | Incremental Charge - Manual Svc Order vs. Electronic-Disc 1st | Incremental Charge - Manual Svc Order vs. Electronic-Disc Add'l | |
| | | | | | | | Rec | Nonrecurring | | Nonrecurring Disconnect | | OSS Rates(\$) | | | | | |
| | | | | | | | | First | Add'l | First | Add'l | SOME C | SOMAN | SOMAN | SOMAN | SOMAN | SOMAN |
| | | CLEC to CLEC Conversion Charge Without Outside Dispatch (UCL-ND) | | | UEQ | UREWO | | 14.25 | 7.42 | | | | | | | | |
| LOOP MODIFICATION | | | | | | | | | | | | | | | | | |
| | | Unbundled Loop Modification, Removal of Load Coils - 2 Wire pair less than or equal to 18k ft, per Unbundled Loop | | | UAL, UHL, UCL, UEQ, ULS, UEA, UEANL, UEPSR, UEPSB | ULM2L | | 0.00 | 0.00 | | | | | | | | |
| | | Unbundled Loop Modification Removal of Load Coils - 4 Wire less than or equal to 18K ft, per Unbundled Loop | | | UHL, UCL, UEA | ULM4L | | 0.00 | 0.00 | | | | | | | | |
| | | Unbundled Loop Modification Removal of Bridged Tap Removal, per unbundled loop | | | UAL, UHL, UCL, UEQ, ULS, UEA, UEANL, UEPSR, UEPSB | ULMBT | | 12.15 | 12.15 | | | | | | | | |
| SUB-LOOPS | | | | | | | | | | | | | | | | | |
| | Sub-Loop Distribution | | | | | | | | | | | | | | | | |
| | | Sub-Loop - Per Cross Box Location - CLEC Feeder Facility Set-Up | | | UEANL, UEF | USBSA | | 144.09 | 144.09 | | | | | | | | |
| | | Sub-Loop - Per Cross Box Location - Per 25 Pair Panel Set-Up | | | UEANL, UEF | USBSB | | 10.99 | 10.99 | | | | | | | | |
| | | Sub-Loop - Per Building Equipment Room - CLEC Feeder Facility Set-Up | | | UEANL | USBSC | | 86.16 | 86.16 | | | | | | | | |
| | | Sub-Loop - Per Building Equipment Room - Per 25 Pair Panel Set-Up | | | UEANL | USBSD | | 27.13 | 27.13 | | | | | | | | |
| | | Sub-Loop Distribution Per 2-Wire Analog Voice Grade Loop - Zone 1 | | 1 | UEANL | USBN2 | 7.57 | 63.89 | 30.06 | | | | | | | | |
| | | Sub-Loop Distribution Per 2-Wire Analog Voice Grade Loop - Zone 2 | | 2 | UEANL | USBN2 | 12.75 | 63.89 | 30.06 | | | | | | | | |
| | | Sub-Loop Distribution Per 2-Wire Analog Voice Grade Loop - Zone 3 | | 3 | UEANL | USBN2 | 21.45 | 63.89 | 30.06 | | | | | | | | |
| | | Order Coordination for Unbundled Sub-Loops, per sub-loop pair | | | UEANL | USBMC | | 7.92 | 7.92 | | | | | | | | |
| | | Sub-Loop Distribution Per 4-Wire Analog Voice Grade Loop - Zone 1 | | 1 | UEANL | USBN4 | 11.76 | 76.75 | 42.92 | | | | | | | | |
| | | Sub-Loop Distribution Per 4-Wire Analog Voice Grade Loop - Zone 2 | | 2 | UEANL | USBN4 | 16.84 | 76.75 | 42.92 | | | | | | | | |
| | | Sub-Loop Distribution Per 4-Wire Analog Voice Grade Loop - Zone 3 | | 3 | UEANL | USBN4 | 19.27 | 76.75 | 42.92 | | | | | | | | |
| | | Order Coordination for Unbundled Sub-Loops, per sub-loop pair | | | UEANL | USBMC | | 7.92 | 7.92 | | | | | | | | |
| | | Sub-Loop 2-Wire Intrabuilding Network Cable (INC) | | | UEANL | USBR2 | 2.91 | 51.48 | 17.65 | | | | | | | | |
| | | Order Coordination for Unbundled Sub-Loops, per sub-loop pair | | | UEANL | USBMC | | 7.92 | 7.92 | | | | | | | | |
| | | Sub-Loop 4-Wire Intrabuilding Network Cable (INC) | | | UEANL | USBR4 | 6.58 | 57.54 | 23.71 | | | | | | | | |
| | | Order Coordination for Unbundled Sub-Loops, per sub-loop pair | | | UEANL | USBMC | | 7.92 | 7.92 | | | | | | | | |
| | | Loop Testing - Basic 1st Half Hour | | | UEANL | URET1 | | 33.17 | 0.00 | | | | | | | | |
| | | Loop Testing - Basic Additional Half Hour | | | UEANL | URETA | | 19.28 | 19.28 | | | | | | | | |
| | | 2 Wire Copper Unbundled Sub-Loop Distribution - Zone 1 | | 1 | UEF | UCS2X | 6.26 | 63.89 | 30.06 | | | | | | | | |
| | | 2 Wire Copper Unbundled Sub-Loop Distribution - Zone 2 | | 2 | UEF | UCS2X | 10.07 | 63.89 | 30.06 | | | | | | | | |
| | | 2 Wire Copper Unbundled Sub-Loop Distribution - Zone 3 | | 3 | UEF | UCS2X | 12.70 | 63.89 | 30.06 | | | | | | | | |
| | | Order Coordination for Unbundled Sub-Loops, per sub-loop pair | | | UEF | USBMC | | 7.92 | 7.92 | | | | | | | | |
| | | 4 Wire Copper Unbundled Sub-Loop Distribution - Zone 1 | | 1 | UEF | UCS4X | 8.03 | 76.75 | 42.92 | | | | | | | | |
| | | 4 Wire Copper Unbundled Sub-Loop Distribution - Zone 2 | | 2 | UEF | UCS4X | 10.71 | 76.75 | 42.92 | | | | | | | | |
| | | 4 Wire Copper Unbundled Sub-Loop Distribution - Zone 3 | | 3 | UEF | UCS4X | 6.08 | 76.75 | 42.92 | | | | | | | | |
| | | Order Coordination for Unbundled Sub-Loops, per sub-loop pair | | | UEF | USBMC | | 7.92 | 7.92 | | | | | | | | |
| | | Loop Tagging Service Level 1, Unbundled Copper Loop, Non-Designed and Distribution Subloops | | | UEF, UEANL | URETL | | 8.92 | 0.88 | | | | | | | | |

| UNBUNDLED NETWORK ELEMENTS - Louisiana | | | | | | | | | | | Attachment 2 Exh A: | | | | | |
|--|---------------|--|---------|------|---|-------|-----------|--------------|-------|-------------------------|----------------------------------|--------------------------------------|--|--|---|---|
| CATEGORY | RATE ELEMENTS | | Interim | Zone | BCS | USOC | RATES(\$) | | | | Svc Order Submitted Elec per LSR | Svc Order Submitted Manually per LSR | Incremental Charge - Manual Svc Order vs. Electronic-1st | Incremental Charge - Manual Svc Order vs. Electronic-Add'l | Incremental Charge - Manual Svc Order vs. Electronic-Disc 1st | Incremental Charge - Manual Svc Order vs. Electronic-Disc Add'l |
| | | | | | | | Rec | Nonrecurring | | Nonrecurring Disconnect | | OSS Rates(\$) | | | | |
| | | | | | | | | First | Add'l | First | Add'l | SOMEc | SOMAN | SOMAN | SOMAN | SOMAN |
| | | Loop Testing - Basic 1st Half Hour | | | UEF | URET1 | | 33.17 | 0.00 | | | | | | | |
| | | Loop Testing - Basic Additional Half Hour | | | UEF | URETA | | 19.28 | 19.28 | | | | | | | |
| | | Unbundled Sub-Loop Modification | | | | | | | | | | | | | | |
| | | Unbundled Sub-Loop Modification - 2-W Copper Dist Load Coil/Equip Removal per 2-W PR | | | UEF | ULM2X | | 0.00 | 0.00 | | | | | | | |
| | | Unbundled Sub-loop Modification - 4-W Copper Dist Load Coil/Equip Removal per 4-W PR | | | UEF | ULM4X | | 0.00 | 0.00 | | | | | | | |
| | | Unbundled Loop Modification, Removal of Bridge Tap, per unbundled loop | | | UEF | ULMBT | | 224.55 | 4.29 | | | | | | | |
| | | Unbundled Network Terminating Wire (UNTW) | | | | | | | | | | | | | | |
| | | Unbundled Network Terminating Wire (UNTW) per Pair | | | UENTW | UENPP | 0.3454 | 14.72 | 14.72 | | | | | | | |
| | | Network Interface Device (NID) | | | | | | | | | | | | | | |
| | | Network Interface Device (NID) - 1-2 lines | | | UENTW | UND12 | | 42.26 | 27.83 | | | | | | | |
| | | Network Interface Device (NID) - 1-6 lines | | | UENTW | UND16 | | 62.86 | 48.43 | | | | | | | |
| | | Network Interface Device Cross Connect - 2 W | | | UENTW | UNDC2 | | 5.73 | 5.73 | | | | | | | |
| | | Network Interface Device Cross Connect - 4W | | | UENTW | UNDC4 | | 5.73 | 5.73 | | | | | | | |
| UNE OTHER, PROVISIONING ONLY - NO RATE | | | | | | | | | | | | | | | | |
| | | | | | UAL, UCL, UDC, UDL, UDN, UEA, UHL, UEANL, UEF, UEQ, UENTW, NTCVG, NTCUD, NTCD1, USL | UNECN | 0.00 | 0.00 | | | | | | | | |
| | | Unbundled Contact Name, Provisioning Only - no rate | | | USL, NTCD1 | CCOSF | 0.00 | 0.00 | | | | | | | | |
| | | Unbundled DS1 Loop - Superframe Format Option - no rate | | | | | | | | | | | | | | |
| | | Unbundled DS1 Loop - Expanded Superframe Format option - no rate | | | USL, NTCD1 | CCOEF | 0.00 | 0.00 | | | | | | | | |
| | | NID - Dispatch and Service Order for NID installation | | | UENTW | UNDBX | 0.00 | 0.00 | | | | | | | | |
| | | UNTW Circuit Establishment, Provisioning Only - No Rate | | | UENTW | UENCE | 0.00 | 0.00 | | | | | | | | |
| LOOP MAKE-UP | | | | | | | | | | | | | | | | |
| | | Loop Makeup - Preordering Without Reservation, per working or spare facility queried (Manual). | | | UMK | UMKLW | | 23.29 | 23.29 | | | | | | | |
| | | Loop Makeup - Preordering With Reservation, per spare facility queried (Manual). | | | UMK | UMKLP | | 24.70 | 24.70 | | | | | | | |
| | | Loop Makeup--With or Without Reservation, per working or spare facility queried (Mechanized) | | | UMK | UMKMQ | | 0.19 | 0.19 | | | | | | | |
| LINE SPLITTING | | | | | | | | | | | | | | | | |
| | | END USER ORDERING-CENTRAL OFFICE BASED | | | | | | | | | | | | | | |
| | | Line Splitting - per line activation DLEC owned splitter | | | UEPSR UEPSB | UREOS | 0.61 | | | | | | | | | |
| | | Line Splitting - per line activation BST owned - physical | | | UEPSR UEPSB | UREBP | 0.61 | 17.97 | 10.29 | | | | | | | |
| | | Line Splitting - per line activation BST owned - virtual | | | UEPSR UEPSB | UREBV | 0.61 | 17.97 | 10.29 | | | | | | | |
| UNBUNDLED EXCHANGE ACCESS LOOP | | | | | | | | | | | | | | | | |
| 2-WIRE ANALOG VOICE GRADE LOOP | | | | | | | | | | | | | | | | |
| | | 2 Wire Analog Voice Grade Loop-Service Level 1-Line Splitting-Zone 1 | | 1 | UEPSR UEPSB | UEALS | 12.90 | 36.54 | 16.87 | 0.00 | 0.00 | | | | | |
| | | 2 Wire Analog Voice Grade Loop-Service Level 1-Line Splitting-Zone 1 | | 1 | UEPSR UEPSB | UEABS | 12.90 | 36.54 | 16.87 | 0.00 | 0.00 | | | | | |
| | | 2 Wire Analog Voice Grade Loop- Service Level 1-Line Splitting-Zone 2 | | 2 | UEPSR UEPSB | UEALS | 23.33 | 36.54 | 16.87 | 0.00 | 0.00 | | | | | |
| | | 2 Wire Analog Voice Grade Loop- Service Level 1-Line Splitting-Zone 2 | | 2 | UEPSR UEPSB | UEABS | 23.33 | 36.54 | 16.87 | 0.00 | 0.00 | | | | | |
| | | 2 Wire Analog Voice Grade Loop-Service Level 1-Line Splitting-Zone 3 | | 3 | UEPSR UEPSB | UEALS | 48.43 | 36.54 | 16.87 | 0.00 | 0.00 | | | | | |
| | | 2 Wire Analog Voice Grade Loop-Service Level 1-Line Splitting-Zone 3 | | 3 | UEPSR UEPSB | UEABS | 48.43 | 36.54 | 16.87 | 0.00 | 0.00 | | | | | |
| PHYSICAL COLLOCATION | | | | | | | | | | | | | | | | |
| | | Physical Collocation-2 Wire Cross Connects (Loop) for Line Splitting | | | UEPSR UEPSB | PE1LS | 0.0318 | 11.94 | 11.46 | 0.00 | 0.00 | | | | | |
| VIRTUAL COLLOCATION | | | | | | | | | | | | | | | | |

| UNBUNDLED NETWORK ELEMENTS - Louisiana | | | | | | | | | | Attachment 2 Exh A: | | Incremental Charge - Manual Svc Order vs. Electronic-1st | Incremental Charge - Manual Svc Order vs. Electronic-Add'l | Incremental Charge - Manual Svc Order vs. Electronic-Disc 1st | Incremental Charge - Manual Svc Order vs. Electronic-Disc Add'l |
|---|--|---------|------|-------------|-------|-----------|--------------|--------|-------------------------|----------------------------------|--------------------------------------|--|--|---|---|
| CATEGORY | RATE ELEMENTS | Interim | Zone | BCS | USOC | RATES(\$) | | | | Svc Order Submitted Elec per LSR | Svc Order Submitted Manually per LSR | | | | |
| | | | | | | Rec | Nonrecurring | | Nonrecurring Disconnect | | | OSS Rates(\$) | | | |
| | | | | | | | First | Add'l | First | Add'l | SOMEc | SOMAN | SOMAN | SOMAN | SOMAN |
| | Virtual Collocation-2 Wire Cross Connects (Loop) for Line Splitting | | | UEPSR UEPSB | VE1LS | 0.0296 | 11.94 | 11.46 | 0.00 | 0.00 | | | | | |
| UNBUNDLED DEDICATED TRANSPORT | | | | | | | | | | | | | | | |
| | INTEROFFICE CHANNEL - DEDICATED TRANSPORT | | | | | | | | | | | | | | |
| | Interoffice Channel - 2-Wire Voice Grade - per mile | | | U1TVX | 1L5XX | 0.013 | | | | | | | | | |
| | Interoffice Channel - 2-Wire Voice Grade - Facility Termination | | | U1TVX | U1TV2 | 22.60 | 39.36 | 26.62 | | | | | | | |
| | Interoffice Channel - 2-Wire Voice Grade Rev Bat. - per mile | | | U1TVX | 1L5XX | 0.013 | | | | | | | | | |
| | Interoffice Channel - 2-Wire VG Rev Bat. - Facility Termination | | | U1TVX | U1TR2 | 22.60 | 39.36 | 26.62 | | | | | | | |
| | Interoffice Channel - 4-Wire Voice Grade - per mile | | | U1TVX | 1L5XX | 0.013 | | | | | | | | | |
| | Interoffice Channel - 4-Wire Voice Grade - Facility Termination | | | U1TVX | U1TV4 | 19.81 | 39.36 | 26.62 | | | | | | | |
| | Interoffice Channel - 56 kbps - per mile | | | U1TDX | 1L5XX | 0.013 | | | | | | | | | |
| | Interoffice Channel - 56 kbps - Facility Termination | | | U1TDX | U1TD5 | 15.61 | 39.36 | 26.62 | | | | | | | |
| | Interoffice Channel - 64 kbps - per mile | | | U1TDX | 1L5XX | 0.013 | | | | | | | | | |
| | Interoffice Channel - 64 kbps - Facility Termination | | | U1TDX | U1TD6 | 15.61 | 39.36 | 26.62 | | | | | | | |
| | Interoffice Channel - DS1 - per mile | | | U1TD1 | 1L5XX | 0.2652 | | | | | | | | | |
| | Interoffice Channel - DS1 - Facility Termination | | | U1TD1 | U1TF1 | 70.47 | 86.69 | 79.44 | | | | | | | |
| | Interoffice Channel - DS3 - per mile | | | U1TD3 | 1L5XX | 6.04 | | | | | | | | | |
| | Interoffice Channel - DS3 - Facility Termination | | | U1TD3 | U1TF3 | 850.45 | 270.69 | 158.05 | | | | | | | |
| | Interoffice Channel - STS-1 - per mile | | | U1TS1 | 1L5XX | 6.04 | | | | | | | | | |
| | Interoffice Channel - STS-1 - Facility Termination | | | U1TS1 | U1TFS | 830.19 | 270.69 | 158.05 | | | | | | | |
| UNBUNDLED DARK FIBER | | | | | | | | | | | | | | | |
| | Dark Fiber - Interoffice Transport, Per Four Fiber Strands, Per Route Mile Or Fraction Thereof | | | UDF, UDFCX | 1L5DF | 25.28 | | | | | | | | | |
| | Dark Fiber - Interoffice Transport, Per Four Fiber Strands, Per Route Mile Or Fraction Thereof | | | UDF, UDFCX | UDF14 | | 620.60 | 133.88 | | | | | | | |
| HIGH CAPACITY UNBUNDLED LOCAL LOOP | | | | | | | | | | | | | | | |
| | DS-3/STS-1 UNBUNDLED LOCAL LOOP - Stand Alone | | | | | | | | | | | | | | |
| | DS3 Unbundled Local Loop - per mile | | | UE3 | 1L5ND | 10.04 | | | | | | | | | |
| | DS3 Unbundled Local Loop - Facility Termination | | | UE3 | UE3PX | 362.34 | 438.46 | 256.30 | | | | | | | |
| | STS-1 Unbundled Local Loop - per mile | | | UDLSX | 1L5ND | 10.04 | | | | | | | | | |
| | STS-1 Unbundled Local Loop - Facility Termination | | | UDLSX | UDLS1 | 374.56 | 438.46 | 256.30 | | | | | | | |
| ENHANCED EXTENDED LINK (EELs) | | | | | | | | | | | | | | | |
| | Network Elements Used in Combinations | | | | | | | | | | | | | | |
| | 2-Wire VG Loop (SL2) in Combination - Zone 1 | | 1 | UNCVX | UEAL2 | 14.93 | 94.21 | 45.09 | | | | | | | |
| | 2-Wire VG Loop (SL2) in Combination - Zone 2 | | 2 | UNCVX | UEAL2 | 25.35 | 94.21 | 45.09 | | | | | | | |
| | 2-Wire VG Loop (SL2) in Combination - Zone 3 | | 3 | UNCVX | UEAL2 | 50.46 | 94.21 | 45.09 | | | | | | | |
| | 4-Wire Analog Voice Grade Loop in Combination - Zone 1 | | 1 | UNCVX | UEAL4 | 30.81 | 94.21 | 45.09 | | | | | | | |
| | 4-Wire Analog Voice Grade Loop in Combination - Zone 2 | | 2 | UNCVX | UEAL4 | 38.32 | 94.21 | 45.09 | | | | | | | |
| | 4-Wire Analog Voice Grade Loop in Combination - Zone 3 | | 3 | UNCVX | UEAL4 | 60.39 | 94.21 | 45.09 | | | | | | | |
| | 2-Wire ISDN Loop in Combination - Zone 1 | | 1 | UNCNX | U1L2X | 22.09 | 94.21 | 45.09 | | | | | | | |
| | 2-Wire ISDN Loop in Combination - Zone 2 | | 2 | UNCNX | U1L2X | 35.28 | 94.21 | 45.09 | | | | | | | |
| | 2-Wire ISDN Loop in Combination - Zone 3 | | 3 | UNCNX | U1L2X | 65.18 | 94.21 | 45.09 | | | | | | | |
| | 4-Wire 56Kbps Digital Grade Loop in Combination - Zone 1 | | 1 | UNCDX | UDL56 | 30.99 | 94.21 | 45.09 | | | | | | | |
| | 4-Wire 56Kbps Digital Grade Loop in Combination - Zone 2 | | 2 | UNCDX | UDL56 | 36.78 | 94.21 | 45.09 | | | | | | | |
| | 4-Wire 56Kbps Digital Grade Loop in Combination - Zone 3 | | 3 | UNCDX | UDL56 | 38.92 | 94.21 | 45.09 | | | | | | | |
| | 4-Wire 64Kbps Digital Grade Loop in Combination - Zone 1 | | 1 | UNCDX | UDL64 | 30.99 | 94.21 | 45.09 | | | | | | | |
| | 4-Wire 64Kbps Digital Grade Loop in Combination - Zone 2 | | 2 | UNCDX | UDL64 | 36.78 | 94.21 | 45.09 | | | | | | | |
| | 4-Wire 64Kbps Digital Grade Loop in Combination - Zone 3 | | 3 | UNCDX | UDL64 | 38.92 | 94.21 | 45.09 | | | | | | | |
| | 4-Wire DS1 Digital Loop in Combination - Zone 1 | | 1 | UNC1X | USLXX | 85.70 | 169.22 | 100.89 | | | | | | | |
| | 4-Wire DS1 Digital Loop in Combination - Zone 2 | | 2 | UNC1X | USLXX | 194.96 | 169.22 | 100.89 | | | | | | | |
| | 4-Wire DS1 Digital Loop in Combination - Zone 3 | | 3 | UNC1X | USLXX | 491.94 | 169.22 | 100.89 | | | | | | | |
| | DS3 Local Loop in combination - per mile | | | UNC3X | 1L5ND | 10.04 | | | | | | | | | |
| | DS3 Local Loop in combination - Facility Termination | | | UNC3X | UE3PX | 362.34 | 188.45 | 125.51 | | | | | | | |
| | STS-1 Local Loop in combination - per mile | | | UNC5X | 1L5ND | 10.04 | | | | | | | | | |
| | STS-1 Local Loop in combination - Facility Termination | | | UNC5X | UDLS1 | 374.56 | 188.45 | 125.51 | | | | | | | |
| | Interoffice Channel in combination - 2-wire VG - per mile | | | UNCVX | 1L5XX | 0.013 | | | | | | | | | |

| UNBUNDLED NETWORK ELEMENTS - Louisiana | | | | | | | | | | | Attachment 2 Exh A: | | | | | | | |
|--|--------------------------------|---|--|--|--|---------|--------------|-------|---|-----------|---------------------|----------------------------------|--------------------------------------|--|--|---|---|--|
| CATEGORY | RATE ELEMENTS | | | | | Interim | Zone | BCS | USOC | RATES(\$) | | Svc Order Submitted Elec per LSR | Svc Order Submitted Manually per LSR | Incremental Charge - Manual Svc Order vs. Electronic-1st | Incremental Charge - Manual Svc Order vs. Electronic-Add'l | Incremental Charge - Manual Svc Order vs. Electronic-Disc 1st | Incremental Charge - Manual Svc Order vs. Electronic-Disc Add'l | |
| | | | | | | | | | | | | | | | | | | |
| | | | | | | Rec | Nonrecurring | | Nonrecurring Disconnect | | OSS Rates(\$) | | | | | | | |
| | | | | | | | First | Add'l | First | Add'l | SOMEc | SOMAN | SOMAN | SOMAN | SOMAN | SOMAN | SOMAN | |
| | | Interoffice Channel in combination - 2-wire VG - Facility Termination | | | | | | | UNCVX | U1TV2 | 22.60 | 72.60 | 41.75 | | | | | |
| | | Interoffice Channel in combination - 4-wire VG - per mile | | | | | | | UNCVX | 1L5XX | 0.013 | | | | | | | |
| | | Interoffice Channel in combination - 4-wire VG - Facility Termination | | | | | | | UNCVX | U1TV4 | 19.81 | 72.60 | 41.75 | | | | | |
| | | Interoffice Channel in combination - 4-wire 56 kbps - per mile | | | | | | | UNCDX | 1L5XX | 0.013 | | | | | | | |
| | | Interoffice Channel in combination - 4-wire 56 kbps - Facility Termination | | | | | | | UNCDX | U1TD5 | 15.61 | 72.60 | 41.75 | | | | | |
| | | Interoffice Channel in combination - 4-wire 64 kbps - per mile | | | | | | | UNCDX | 1L5XX | 0.013 | | | | | | | |
| | | Interoffice Channel in combination - 4-wire 64 kbps - Facility Termination | | | | | | | UNCDX | U1TD6 | 15.61 | 72.60 | 41.75 | | | | | |
| | | Interoffice Channel in combination - DS1 - per mile | | | | | | | UNC1X | 1L5XX | 0.2652 | | | | | | | |
| | | Interoffice Channel in combination - DS1 Facility Termination | | | | | | | UNC1X | U1TF1 | 70.47 | 143.58 | 103.88 | | | | | |
| | | Interoffice Channel in combination - DS3 - per mile | | | | | | | UNC3X | 1L5XX | 6.04 | | | | | | | |
| | | Interoffice Channel in combination - DS3 - Facility Termination | | | | | | | UNC3X | U1TF3 | 850.45 | 296.68 | 121.16 | | | | | |
| | | Interoffice Channel in combination - STS-1 - per mile | | | | | | | UNC3X | 1L5XX | 6.04 | | | | | | | |
| | | Interoffice Channel in combination - STS-1 Facility Termination | | | | | | | UNC3X | U1TFS | 830.19 | 296.68 | 121.16 | | | | | |
| ADDITIONAL NETWORK ELEMENTS | | | | | | | | | | | | | | | | | | |
| | Optional Features & Functions: | | | | | | | | | | | | | | | | | |
| | | Clear Channel Capability Extended Frame Option - per DS1 | | | | | I | | U1TD1, ULDD1, UNC1X | CCOEF | | 0.00 | 0.00 | 0.00 | 0.00 | | | |
| | | Clear Channel Capability Super FrameOption - per DS1 | | | | | I | | U1TD1, ULDD1, UNC1X | CCOSF | | 0.00 | 0.00 | 0.00 | 0.00 | | | |
| | | Clear Channel Capability (SF/ESF) Option - Subsequent Activity - per DS1 | | | | | I | | ULDD1, U1TD1, UNC1X, USL | NRCCC | | 184.65 | 23.79 | 1.97 | 0.77 | | | |
| | | C-bit Parity Option - Subsequent Activity - per DS3 | | | | | i | | U1TD3, ULDD3, UE3, UNC3X | NRCC3 | | 218.78 | 7.66 | 0.7263 | 0.00 | | | |
| | | DS1/DS0 Channel System | | | | | | | UNC1X | MQ1 | 105.09 | 59.97 | 12.96 | | | | | |
| | | DS3/DS1Channel System | | | | | | | UNC3X, UNC3X | MQ3 | 201.48 | 107.05 | 48.07 | | | | | |
| | | Voice Grade COCI in combination | | | | | | | UNCVX | 1D1VG | 0.6497 | 5.91 | 4.26 | | | | | |
| | | Voice Grade COCI - for Stand Alone Local Loop | | | | | | | UEA | 1D1VG | 0.6497 | 5.91 | 4.26 | | | | | |
| | | Voice Grade COCI - for connection to a channelized DS1 Local Channel in the same SWC as collocation | | | | | | | U1TUC | 1D1VG | 0.6497 | 5.91 | 4.26 | | | | | |
| | | OCU-DP COCI (2.4-64kbs) in combination | | | | | | | UNCDX | 1D1DD | 1.38 | 5.91 | 4.26 | | | | | |
| | | OCU-DP COCI (2.4-64kbs) - for Stand Alone Local Loop | | | | | | | UDL | 1D1DD | 1.38 | 5.91 | 4.26 | | | | | |
| | | OCU-DP COCI (2.4-64kbs) - for connection to a channelized DS1 Local Channel in the same SWC as collocation | | | | | | | U1TUD | 1D1DD | 1.38 | 5.91 | 4.26 | | | | | |
| | | 2-wire ISDN COCI (BRITE) in combination | | | | | | | UNCNX | UC1CA | 2.96 | 6.39 | 4.58 | | | | | |
| | | 2-wire ISDN COCI (BRITE) - for a Local Loop | | | | | | | UDN | UC1CA | 2.96 | 6.39 | 4.58 | | | | | |
| | | 2-wire ISDN COCI (BRITE) - for connection to a channelized DS1 Local Channel in the same SWC as collocation | | | | | | | U1TUB | UC1CA | 2.96 | 6.39 | 4.58 | | | | | |
| | | DS1 COCI in combination | | | | | | | UNC1X | UC1D1 | 11.78 | 5.91 | 4.26 | | | | | |
| | | DS1 COCI - for Stand Alone Local Channel | | | | | | | ULDD1 | UC1D1 | 11.78 | 5.91 | 4.26 | | | | | |
| | | DS1 COCI - for Stand Alone Interoffice Channel | | | | | | | U1TD1 | UC1D1 | 11.78 | 5.91 | 4.26 | | | | | |
| | | DS1 COCI - for Stand Alone Local Loop | | | | | | | USL | UC1D1 | 11.78 | 5.91 | 4.26 | | | | | |
| | | DS1 COCI - for connection to a channelized DS1 Local Channel in the same SWC as collocation | | | | | | | U1TUA | UC1D1 | 11.78 | 5.91 | 4.26 | | | | | |
| | | Wholesale to UNE, Switch-As-Is Conversion Charge | | | | | | | UNCVX, U1TVX, UNCDX, U1TDX, UNC1X, U1TD1, UNC3X, U1TD3, UNC3X, U1TS1, UDF,UDFCX | UNCCC | | 5.43 | 5.43 | | | | | |
| | | Unbundled Misc Rate Element, SNE SAI, Single Network Element - Switch As Is Non-recurring Charge, per circuit (LSR) | | | | | I | | U1TVX, U1TDX, U1TD1, U1TD3, U1TS1, UDF, UE3 | URES | | 36.83 | 16.12 | | | | | |

| UNBUNDLED NETWORK ELEMENTS - Louisiana | | | | | | | | | | | Attachment 2 Exh A: | | | | |
|--|---|---------|------|---|-------|-----------|--------------|-------|-------------------------|----------------------------------|--------------------------------------|--|--|---|---|
| CATEGORY | RATE ELEMENTS | Interim | Zone | BCS | USOC | RATES(\$) | | | | Svc Order Submitted Elec per LSR | Svc Order Submitted Manually per LSR | Incremental Charge - Manual Svc Order vs. Electronic-1st | Incremental Charge - Manual Svc Order vs. Electronic-Add'l | Incremental Charge - Manual Svc Order vs. Electronic-Disc 1st | Incremental Charge - Manual Svc Order vs. Electronic-Disc Add'l |
| | | | | | | Rec | Nonrecurring | | Nonrecurring Disconnect | | OSS Rates(\$) | | | | |
| | | | | | | | First | Add'l | First | Add'l | SOMEc | SOMAN | SOMAN | SOMAN | SOMAN |
| | Unbundled Misc Rate Element, SNE SAI, Single Network Element - Switch As Is Non-recurring Charge, incremental charge per circuit on a spreadsheet | i | | U1TVX, U1TDX, U1TD1, U1TD3, U1TS1, UDF, UE3 | URESP | | 1.49 | 1.49 | | | | | | | |
| | UNE Reconfiguration Change Charge per Circuit | I | | UNC1X | URERC | | 35.00 | 35.00 | | | | | | | |
| | UNE Reconfiguration Change Charge per Circuit Project Managed | I | | UNC1X | URERP | | 1.49 | 1.49 | | | | | | | |
| | Access to DCS - Customer Reconfiguration (FlexServ) | | | | | | | | | | | | | | |
| | Customer Reconfiguration Establishment | | | | | | 1.43 | | | | | | | | |
| | DS1 DCS Termination with DS0 Switching | | | | | 19.58 | 24.81 | 19.09 | | | | | | | |
| | DS1 DCS Termination with DS1 Switching | | | | | 10.95 | 17.93 | 12.22 | | | | | | | |
| | DS3 DCS Termination with DS1 Switching | | | | | 149.41 | 24.81 | 19.09 | | | | | | | |
| | Node (SynchroNet) | | | | | | | | | | | | | | |
| | Node per month | | | UNCDX | UNCNT | 15.43 | | | | | | | | | |
| | Service Rearrangements | | | | | | | | | | | | | | |
| | NRC - Change in Facility Assignment per circuit Service Rearrangement | I | | U1TVX, U1TDX, UEA, UDL, U1TUC, U1TUD, U1TUB, ULDVX, ULDDX, UNCVX, UNCDX, UNC1X | URETD | | 100.93 | 42.98 | | | | | | | |
| | NRC - Change in Facility Assignment per circuit Project Management (added to CFA per circuit if project managed) | I | | U1TVX, U1TDX, UEA, UDL, U1TUC, U1TUD, U1TUB, ULDVX, ULDDX, UNCVX, UNCDX, UNC1X | URETB | | 1.28 | 1.28 | | | | | | | |
| | NRC - Order Coordination Specific Time - Dedicated Transport | I | | UNC1X | OCOSR | | 18.85 | 18.85 | | | | | | | |
| COMMINGLING | | | | | | | | | | | | | | | |
| | Commingling Authorization | | | UNCVX, UNCDX, UNC1X, UNC3X, UNCSX, U1TD1, U1TD3, U1TS1, UE3, UDLSX, U1TVX, U1TDX, U1TUB, ULDVX, ULDD1, ULDD3, ULDS1 | CMGAU | 0.00 | 0.00 | 0.00 | | | | | | | |
| | Commingled (UNE part of single bandwidth circuit) | | | | | | | | | | | | | | |
| | Commingled VG COCI | | | XDV2X, NTCVG | 1D1VG | 0.6497 | 5.91 | 4.26 | | | | | | | |
| | Commingled Digital COCI | | | XDV6X, NTCUD | 1D1DD | 1.38 | 5.91 | 4.26 | | | | | | | |
| | Commingled ISDN COCI | | | XDD4X | UC1CA | 2.96 | 6.39 | 4.58 | | | | | | | |
| | Commingled 2-wire VG Interoffice Channel | | | XDV2X | U1TV2 | 22.60 | 72.60 | 41.75 | | | | | | | |
| | Commingled 4-wire VG Interoffice Channel | | | XDV6X | U1TV4 | 19.81 | 72.60 | 41.75 | | | | | | | |
| | Commingled 56kbps Interoffice Channel | | | XDD4X | U1TD5 | 15.61 | 72.60 | 41.75 | | | | | | | |
| | Commingled 64kbps Interoffice Channel | | | XDD4X | U1TD6 | 15.61 | 72.60 | 41.75 | | | | | | | |
| | Commingled VG/DS0 Interoffice Channel Mileage | | | XDV2X, XDV6X, XDD4X | 1L5XX | 0.013 | | | | | | | | | |
| | Commingled 2-wire Local Loop Zone 1 | | 1 | XDV2X | UEAL2 | 14.93 | 94.21 | 45.09 | | | | | | | |
| | Commingled 2-wire Local Loop Zone 2 | | 2 | XDV2X | UEAL2 | 25.35 | 94.21 | 45.09 | | | | | | | |
| | Commingled 2-wire Local Loop Zone 3 | | 3 | XDV2X | UEAL2 | 50.46 | 94.21 | 45.09 | | | | | | | |
| | Commingled 4-wire Local Loop Zone 1 | | 1 | XDV6X | UEAL4 | 30.81 | 94.21 | 45.09 | | | | | | | |
| | Commingled 4-wire Local Loop Zone 2 | | 2 | XDV6X | UEAL4 | 38.32 | 94.21 | 45.09 | | | | | | | |
| | Commingled 4-wire Local Loop Zone 3 | | 3 | XDV6X | UEAL4 | 60.39 | 94.21 | 45.09 | | | | | | | |
| | Commingled 56kbps Local Loop Zone 1 | | 1 | XDD4X | UDL56 | 30.99 | 94.21 | 45.09 | | | | | | | |
| | Commingled 56kbps Local Loop Zone 2 | | 2 | XDD4X | UDL56 | 36.78 | 94.21 | 45.09 | | | | | | | |
| | Commingled 56kbps Local Loop Zone 3 | | 3 | XDD4X | UDL56 | 38.92 | 94.21 | 45.09 | | | | | | | |
| | Commingled 64kbps Local Loop Zone 1 | | 1 | XDD4X | UDL64 | 30.99 | 94.21 | 45.09 | | | | | | | |
| | Commingled 64kbps Local Loop Zone 2 | | 2 | XDD4X | UDL64 | 36.78 | 94.21 | 45.09 | | | | | | | |
| | Commingled 64kbps Local Loop Zone 3 | | 3 | XDD4X | UDL64 | 38.92 | 94.21 | 45.09 | | | | | | | |

| UNBUNDLED NETWORK ELEMENTS - Louisiana | | | | | | | | | | | Attachment 2 Exh A: | | | | | | | |
|--|---------------|--|--|--|--|---------|------|-----|------|-----------|---------------------|--|----------------------------------|--------------------------------------|--|--|---|---|
| CATEGORY | RATE ELEMENTS | | | | | Interim | Zone | BCS | USOC | RATES(\$) | | | Svc Order Submitted Elec per LSR | Svc Order Submitted Manually per LSR | Incremental Charge - Manual Svc Order vs. Electronic-1st | Incremental Charge - Manual Svc Order vs. Electronic-Add'l | Incremental Charge - Manual Svc Order vs. Electronic-Disc 1st | Incremental Charge - Manual Svc Order vs. Electronic-Disc Add'l |
| | | | | | | | | | | | | | | | | | | |
| | | | | | | | | | | | | | | | | | | |
| | | | | | | | | | | | | | | | | | | |
| | | | | | | | | | | | | | | | | | | |
| | | | | | | | | | | | | | | | | | | |
| | | | | | | | | | | | | | | | | | | |
| | | | | | | | | | | | | | | | | | | |
| | | | | | | | | | | | | | | | | | | |
| | | | | | | | | | | | | | | | | | | |
| | | | | | | | | | | | | | | | | | | |
| | | | | | | | | | | | | | | | | | | |
| | | | | | | | | | | | | | | | | | | |
| | | | | | | | | | | | | | | | | | | |
| | | | | | | | | | | | | | | | | | | |
| | | | | | | | | | | | | | | | | | | |
| | | | | | | | | | | | | | | | | | | |
| | | | | | | | | | | | | | | | | | | |
| | | | | | | | | | | | | | | | | | | |
| | | | | | | | | | | | | | | | | | | |
| | | | | | | | | | | | | | | | | | | |
| | | | | | | | | | | | | | | | | | | |
| | | | | | | | | | | | | | | | | | | |
| | | | | | | | | | | | | | | | | | | |
| | | | | | | | | | | | | | | | | | | |
| | | | | | | | | | | | | | | | | | | |
| | | | | | | | | | | | | | | | | | | |
| | | | | | | | | | | | | | | | | | | |
| | | | | | | | | | | | | | | | | | | |
| | | | | | | | | | | | | | | | | | | |
| | | | | | | | | | | | | | | | | | | |
| | | | | | | | | | | | | | | | | | | |
| | | | | | | | | | | | | | | | | | | |
| | | | | | | | | | | | | | | | | | | |
| | | | | | | | | | | | | | | | | | | |
| | | | | | | | | | | | | | | | | | | |
| | | | | | | | | | | | | | | | | | | |
| | | | | | | | | | | | | | | | | | | |
| | | | | | | | | | | | | | | | | | | |
| | | | | | | | | | | | | | | | | | | |
| | | | | | | | | | | | | | | | | | | |
| | | | | | | | | | | | | | | | | | | |
| | | | | | | | | | | | | | | | | | | |
| | | | | | | | | | | | | | | | | | | |
| | | | | | | | | | | | | | | | | | | |
| | | | | | | | | | | | | | | | | | | |
| | | | | | | | | | | | | | | | | | | |
| | | | | | | | | | | | | | | | | | | |
| | | | | | | | | | | | | | | | | | | |
| | | | | | | | | | | | | | | | | | | |
| | | | | | | | | | | | | | | | | | | |
| | | | | | | | | | | | | | | | | | | |
| | | | | | | | | | | | | | | | | | | |
| | | | | | | | | | | | | | | | | | | |
| | | | | | | | | | | | | | | | | | | |
| | | | | | | | | | | | | | | | | | | |
| | | | | | | | | | | | | | | | | | | |
| | | | | | | | | | | | | | | | | | | |
| | | | | | | | | | | | | | | | | | | |
| | | | | | | | | | | | | | | | | | | |
| | | | | | | | | | | | | | | | | | | |
| | | | | | | | | | | | | | | | | | | |
| | | | | | | | | | | | | | | | | | | |
| | | | | | | | | | | | | | | | | | | |
| | | | | | | | | | | | | | | | | | | |
| | | | | | | | | | | | | | | | | | | |
| | | | | | | | | | | | | | | | | | | |
| | | | | | | | | | | | | | | | | | | |
| | | | | | | | | | | | | | | | | | | |
| | | | | | | | | | | | | | | | | | | |

| UNBUNDLED NETWORK ELEMENTS - Mississippi | | | | | | | | | | | Attachment 2 Exh A: | | | | | |
|--|---------------|--|---------|------|---|--------|-----------|--------------|-------|-------------------------|----------------------------------|--------------------------------------|--|--|---|---|
| CATEGORY | RATE ELEMENTS | | Interim | Zone | BCS | USOC | RATES(\$) | | | | Svc Order Submitted Elec per LSR | Svc Order Submitted Manually per LSR | Incremental Charge - Manual Svc Order vs. Electronic-1st | Incremental Charge - Manual Svc Order vs. Electronic-Add'l | Incremental Charge - Manual Svc Order vs. Electronic-Disc 1st | Incremental Charge - Manual Svc Order vs. Electronic-Disc Add'l |
| | | | | | | | | | | | | | | | | |
| | | | | | | | Rec | Nonrecurring | | Nonrecurring Disconnect | | OSS Rates(\$) | | | | |
| | | | | | | | | First | Add'l | First | Add'l | SOME C | SOMAN | SOMAN | SOMAN | SOMAN |
| The "Zone" shown in the sections for stand-alone loops or loops as part of a combination refers to Geographically Deaveraged UNE Zones. To view Geographically Deaveraged UNE Zone Designations by Central Office, refer to internet Website: http://www.interconnection.bellsouth.com/become_a_clec/html/interconnection.htm | | | | | | | | | | | | | | | | |
| OPERATIONS SUPPORT SYSTEMS (OSS) - "REGIONAL RATES" | | | | | | | | | | | | | | | | |
| NOTE: (1) CLEC should contact its contract negotiator if it prefers the "state specific" OSS charges as ordered by the State Commissions. The OSS charges currently contained in this rate exhibit are the BellSouth "regional" service ordering charges. CLEC may elect either the state specific Commission ordered rates for the service ordering charges, or CLEC may elect the regional service ordering charge, however, CLEC can not obtain a mixture of the two regardless if CLEC has a interconnection contract established in | | | | | | | | | | | | | | | | |
| NOTE: (2) Any element that can be ordered electronically will be billed according to the SOME C rate listed in this category. Please refer to BellSouth's Local Ordering Handbook (LOH) to determine if a product can be ordered electronically. For those elements that cannot be ordered electronically at present per the LOH, the listed SOME C rate in this category reflects the charge that would be billed to a CLEC once electronic ordering capabilities come on-line for that element. Otherwise, the manual ordering charge, | | | | | | | | | | | | | | | | |
| | | OSS - Electronic Service Order Charge, Per Local Service Request (LSR) - UNE Only | | | | SOME C | | 3.50 | 0.00 | 3.50 | 0.00 | | | | | |
| | | OSS - Manual Service Order Charge, Per Local Service Request (LSR) - UNE Only | | | | SOMAN | | 15.75 | 0.00 | 1.97 | 0.00 | | | | | |
| UNE SERVICE DATE ADVANCEMENT CHARGE | | | | | | | | | | | | | | | | |
| NOTE: The Expedite charge will be maintained commensurate with BellSouth's FCC No.1 Tariff, Section 5 as applicable. | | | | | | | | | | | | | | | | |
| | | | | | UAL, UEANL, UCL, UEF, UDF, UEQ, UDL, UENTW, UDN, UEA, UHL, ULC, USL, U1T12, U1T48, U1TD1, U1TD3, U1TDX, U1TO3, U1TS1, U1TVX, UC1BC, UC1BL, UC1CC, UC1CL, UC1DC, UC1DL, UC1EC, UC1EL, UC1FC, UC1FL, UC1GC, UC1GL, UC1HC, UC1HL, UDL12, UDL48, UDLO3, UDLSX, UE3, ULD12, ULD48, ULDD1, ULDD3, ULDDX, ULDO3, ULDS1, ULDVX, UNC1X, UNC3X, UNCDX, UNCNCX, UNCSX, UNCVX, UNLD1, UNLD3, UXTD1, UXTD3, UXTS1, U1TUC, U1TUD, U1TUB, U1TUA,NTCVG, NTCUD, NTCDD1 | | | | | | | | | | | |
| | | UNE Expedite Charge per Circuit or Line Assignable USOC, per Day | | | | SDASP | | 200.00 | | | | | | | | |
| ORDER MODIFICATION CHARGE | | | | | | | | | | | | | | | | |
| | | Order Modification Charge (OMC) | | | | | | 26.21 | 0.00 | 0.00 | 0.00 | | | | | |
| | | Order Modification Additional Dispatch Charge (OMCAD) | | | | | | 150.00 | 0.00 | 0.00 | 0.00 | | | | | |
| UNBUNDLED EXCHANGE ACCESS LOOP | | | | | | | | | | | | | | | | |
| 2-WIRE ANALOG VOICE GRADE LOOP | | | | | | | | | | | | | | | | |
| | | 2-Wire Analog Voice Grade Loop - Service Level 2 w/Loop or Ground Start Signaling - Zone 1 | | 1 | UEA | UEAL2 | 13.89 | 105.96 | 68.28 | 52.82 | 10.37 | | | | | |
| | | 2-Wire Analog Voice Grade Loop - Service Level 2 w/Loop or Ground Start Signaling - Zone 2 | | 2 | UEA | UEAL2 | 18.75 | 105.96 | 68.28 | 52.82 | 10.37 | | | | | |
| | | 2-Wire Analog Voice Grade Loop - Service Level 2 w/Loop or Ground Start Signaling - Zone 3 | | 3 | UEA | UEAL2 | 27.55 | 105.96 | 68.28 | 52.82 | 10.37 | | | | | |
| | | 2-Wire Analog Voice Grade Loop - Service Level 2 w/Loop or Ground Start Signaling - Zone 4 | | 4 | UEA | UEAL2 | 45.72 | 105.96 | 68.28 | 52.82 | 10.37 | | | | | |

| UNBUNDLED NETWORK ELEMENTS - Mississippi | | | | | | | | | | | Attachment 2 Exh A: | | | | | |
|--|---|---------|------|-----|--------|-----------|--------------|-------|-------------------------|-------|----------------------------------|--------------------------------------|--|--|---|---|
| CATEGORY | RATE ELEMENTS | Interim | Zone | BCS | USOC | RATES(\$) | | | | | Svc Order Submitted Elec per LSR | Svc Order Submitted Manually per LSR | Incremental Charge - Manual Svc Order vs. Electronic-1st | Incremental Charge - Manual Svc Order vs. Electronic-Add'l | Incremental Charge - Manual Svc Order vs. Electronic-Disc 1st | Incremental Charge - Manual Svc Order vs. Electronic-Disc Add'l |
| | | | | | | Rec | Nonrecurring | | Nonrecurring Disconnect | | OSS Rates(\$) | | | | | |
| | | | | | | | First | Add'l | First | Add'l | SOMEc | SOMAN | SOMAN | SOMAN | SOMAN | SOMAN |
| | 2-Wire Analog Voice Grade Loop - Service Level 2 w/Reverse Battery Signaling - Zone 1 | | 1 | UEA | UEAR2 | 13.89 | 105.96 | 68.28 | 52.82 | 10.37 | | | | | | |
| | 2-Wire Analog Voice Grade Loop - Service Level 2 w/Reverse Battery Signaling - Zone 2 | | 2 | UEA | UEAR2 | 18.75 | 105.96 | 68.28 | 52.82 | 10.37 | | | | | | |
| | 2-Wire Analog Voice Grade Loop - Service Level 2 w/Reverse Battery Signaling - Zone 3 | | 3 | UEA | UEAR2 | 27.55 | 105.96 | 68.28 | 52.82 | 10.37 | | | | | | |
| | 2-Wire Analog Voice Grade Loop - Service Level 2 w/Reverse Battery Signaling - Zone 4 | | 4 | UEA | UEAR2 | 45.72 | 105.96 | 68.28 | 52.82 | 10.37 | | | | | | |
| | Switch-As-Is Conversion rate per UNE Loop, Single LSR, (per DS0) | | | UEA | URES L | | 25.01 | 3.53 | | | | | | | | |
| | Switch-As-Is Conversion rate per UNE Loop, Spreadsheet, (per DS0) | | | UEA | URES P | | 26.50 | 5.02 | | | | | | | | |
| | CLEC to CLEC Conversion Charge without outside dispatch | | | UEA | UREWO | | 87.56 | 36.29 | | | | | | | | |
| | Loop Tagging - Service Level 2 (SL2) | | | UEA | URETL | | 11.19 | 1.10 | | | | | | | | |
| | 4-WIRE ANALOG VOICE GRADE LOOP | | | | | | | | | | | | | | | |
| | 4-Wire Analog Voice Grade Loop - Zone 1 | | 1 | UEA | UEAL4 | 27.47 | 132.27 | 94.59 | 60.68 | 14.64 | | | | | | |
| | 4-Wire Analog Voice Grade Loop - Zone 2 | | 2 | UEA | UEAL4 | 38.26 | 132.27 | 94.59 | 60.68 | 14.64 | | | | | | |
| | 4-Wire Analog Voice Grade Loop - Zone 3 | | 3 | UEA | UEAL4 | 50.03 | 132.27 | 94.59 | 60.68 | 14.64 | | | | | | |
| | 4-Wire Analog Voice Grade Loop - Zone 4 | | 4 | UEA | UEAL4 | 50.03 | 132.27 | 94.59 | 60.68 | 14.64 | | | | | | |
| | Switch-As-Is Conversion rate per UNE Loop, Single LSR, (per DS0) | | | UEA | URES L | | 25.01 | 3.53 | | | | | | | | |
| | Switch-As-Is Conversion rate per UNE Loop, Spreadsheet, (per DS0) | | | UEA | URES P | | 26.50 | 5.02 | | | | | | | | |
| | CLEC to CLEC Conversion Charge without outside dispatch | | | UEA | UREWO | | 87.56 | 36.29 | | | | | | | | |
| | 2-WIRE ISDN DIGITAL GRADE LOOP | | | | | | | | | | | | | | | |
| | 2-Wire ISDN Digital Grade Loop - Zone 1 | | 1 | UDN | U1L2X | 21.01 | 117.61 | 79.92 | 52.82 | 10.37 | | | | | | |
| | 2-Wire ISDN Digital Grade Loop - Zone 2 | | 2 | UDN | U1L2X | 27.59 | 117.61 | 79.92 | 52.82 | 10.37 | | | | | | |
| | 2-Wire ISDN Digital Grade Loop - Zone 3 | | 3 | UDN | U1L2X | 37.34 | 117.61 | 79.92 | 52.82 | 10.37 | | | | | | |
| | 2-Wire ISDN Digital Grade Loop - Zone 4 | | 4 | UDN | U1L2X | 59.18 | 117.61 | 79.92 | 52.82 | 10.37 | | | | | | |
| | CLEC to CLEC Conversion Charge without outside dispatch | | | UDN | UREWO | | 91.46 | 44.07 | | | | | | | | |
| | 2-WIRE ASYMMETRICAL DIGITAL SUBSCRIBER LINE (ADSL) COMPATIBLE LOOP | | | | | | | | | | | | | | | |
| | 2 Wire Unbundled ADSL Loop including manual service inquiry & facility reservation - Zone 1 | | 1 | UAL | UAL2X | 11.11 | 121.27 | 70.81 | 50.38 | 7.93 | | | | | | |
| | 2 Wire Unbundled ADSL Loop including manual service inquiry & facility reservation - Zone 2 | | 2 | UAL | UAL2X | 11.47 | 121.27 | 70.81 | 50.38 | 7.93 | | | | | | |
| | 2 Wire Unbundled ADSL Loop including manual service inquiry & facility reservation - Zone 3 | | 3 | UAL | UAL2X | 11.74 | 121.27 | 70.81 | 50.38 | 7.93 | | | | | | |
| | 2 Wire Unbundled ADSL Loop including manual service inquiry & facility reservation - Zone 4 | | 4 | UAL | UAL2X | 12.69 | 121.27 | 70.81 | 50.38 | 7.93 | | | | | | |
| | 2 Wire Unbundled ADSL Loop without manual service inquiry & facility reservaton - Zone 1 | | 1 | UAL | UAL2W | 11.11 | 96.15 | 58.03 | 50.38 | 7.93 | | | | | | |
| | 2 Wire Unbundled ADSL Loop without manual service inquiry & facility reservaton - Zone 2 | | 2 | UAL | UAL2W | 11.47 | 96.15 | 58.03 | 50.38 | 7.93 | | | | | | |
| | 2 Wire Unbundled ADSL Loop without manual service inquiry & facility reservaton - Zone 3 | | 3 | UAL | UAL2W | 11.74 | 96.15 | 58.03 | 50.38 | 7.93 | | | | | | |
| | 2 Wire Unbundled ADSL Loop without manual service inquiry & facility reservaton - Zone 4 | | 4 | UAL | UAL2W | 12.69 | 96.15 | 58.03 | 50.38 | 7.93 | | | | | | |
| | CLEC to CLEC Conversion Charge without outside dispatch | | | UAL | UREWO | | 86.04 | 40.33 | | | | | | | | |
| | 2-WIRE HIGH BIT RATE DIGITAL SUBSCRIBER LINE (HDSL) COMPATIBLE LOOP | | | | | | | | | | | | | | | |
| | 2 Wire Unbundled HDSL Loop including manual service inquiry & facility reservation - Zone 1 | | 1 | UHL | UHL2X | 8.75 | 129.98 | 79.52 | 50.38 | 7.93 | | | | | | |
| | 2 Wire Unbundled HDSL Loop including manual service inquiry & facility reservation - Zone 2 | | 2 | UHL | UHL2X | 9.22 | 129.98 | 79.52 | 50.38 | 7.93 | | | | | | |
| | 2 Wire Unbundled HDSL Loop including manual service inquiry & facility reservation - Zone 3 | | 3 | UHL | UHL2X | 9.87 | 129.98 | 79.52 | 50.38 | 7.93 | | | | | | |
| | 2 Wire Unbundled HDSL Loop including manual service inquiry & facility reservation - Zone 4 | | 4 | UHL | UHL2X | 10.46 | 129.98 | 79.52 | 50.38 | 7.93 | | | | | | |
| | 2 Wire Unbundled HDSL Loop without manual service inquiry and facility reservation - Zone 1 | | 1 | UHL | UHL2W | 8.75 | 104.86 | 66.74 | 50.38 | 7.93 | | | | | | |

| UNBUNDLED NETWORK ELEMENTS - Mississippi | | | | | | | | | | | Attachment 2 Exh A: | | | | |
|--|---|-------------|------|-----|-------|-----------|---|---|--|--|---|---|-------|-------|-------|
| CATEGORY | RATE ELEMENTS | Interi m | Zone | BCS | USOC | RATES(\$) | Svc Order Submitted Elec per LSR | Svc Order Submitted Manually per LSR | Incremental Charge - Manual Svc Order vs. Electronic- 1st | Incremental Charge - Manual Svc Order vs. Electronic- Add'l | Incremental Charge - Manual Svc Order vs. Electronic- Disc 1st | Incremental Charge - Manual Svc Order vs. Electronic- Disc Add'l | | | |
| | | | | | | | | | | | | | | | |
| | | | | | | | | | | | | | | | |
| | | | | | | Rec | Nonrecurring | | Nonrecurring Disconnect | | OSS Rates(\$) | | | | |
| | | | | | | | First | Add'l | First | Add'l | SOMEc | SOMAN | SOMAN | SOMAN | SOMAN |
| | 2 Wire Unbundled HDSL Loop without manual service inquiry and facility reservation - Zone 2 | | 2 | UHL | UHL2W | 9.22 | 104.86 | 66.74 | 50.38 | 7.93 | | | | | |
| | 2 Wire Unbundled HDSL Loop without manual service inquiry and facility reservation - Zone 3 | | 3 | UHL | UHL2W | 9.87 | 104.86 | 66.74 | 50.38 | 7.93 | | | | | |
| | 2 Wire Unbundled HDSL Loop without manual service inquiry and facility reservation - Zone 4 | | 4 | UHL | UHL2W | 10.46 | 104.86 | 66.74 | 50.38 | 7.93 | | | | | |
| | CLEC to CLEC Conversion Charge without outside dispatch | | | UHL | UREWO | | 85.98 | 40.33 | | | | | | | |
| | 4-WIRE HIGH BIT RATE DIGITAL SUBSCRIBER LINE (HDSL) COMPATIBLE LOOP | | | | | | | | | | | | | | |
| | 4 Wire Unbundled HDSL Loop including manual service inquiry and facility reservation - Zone 1 | | 1 | UHL | UHL4X | 13.78 | 158.74 | 108.28 | 56.72 | 10.68 | | | | | |
| | 4-Wire Unbundled HDSL Loop including manual service inquiry and facility reservation - Zone 2 | | 2 | UHL | UHL4X | 13.43 | 158.74 | 108.28 | 56.72 | 10.68 | | | | | |
| | 4-Wire Unbundled HDSL Loop including manual service inquiry and facility reservation - Zone 3 | | 3 | UHL | UHL4X | 15.59 | 158.74 | 108.28 | 56.72 | 10.68 | | | | | |
| | 4-Wire Unbundled HDSL Loop including manual service inquiry and facility reservation - Zone 4 | | 4 | UHL | UHL4X | 14.46 | 158.74 | 108.28 | 56.72 | 10.68 | | | | | |
| | 4-Wire Unbundled HDSL Loop without manual service inquiry and facility reservation - Zone 1 | | 1 | UHL | UHL4W | 13.78 | 133.62 | 95.50 | 56.72 | 10.68 | | | | | |
| | 4-Wire Unbundled HDSL Loop without manual service inquiry and facility reservation - Zone 2 | | 2 | UHL | UHL4W | 13.43 | 133.62 | 95.50 | 56.72 | 10.68 | | | | | |
| | 4-Wire Unbundled HDSL Loop without manual service inquiry and facility reservation - Zone 3 | | 3 | UHL | UHL4W | 15.59 | 133.62 | 95.50 | 56.72 | 10.68 | | | | | |
| | 4-Wire Unbundled HDSL Loop without manual service inquiry and facility reservation - Zone 4 | | 4 | UHL | UHL4W | 14.46 | 133.62 | 95.50 | 56.72 | 10.68 | | | | | |
| | CLEC to CLEC Conversion Charge without outside dispatch | | | UHL | UREWO | | 85.98 | 40.33 | | | | | | | |
| | 4-WIRE DS1 DIGITAL LOOP | | | | | | | | | | | | | | |
| | 4-Wire DS1 Digital Loop - Zone 1 | | 1 | USL | USLXX | 79.08 | 253.93 | 158.45 | 46.10 | 12.07 | | | | | |
| | 4-Wire DS1 Digital Loop - Zone 2 | | 2 | USL | USLXX | 129.38 | 253.93 | 158.45 | 46.10 | 12.07 | | | | | |
| | 4-Wire DS1 Digital Loop - Zone 3 | | 3 | USL | USLXX | 206.74 | 253.93 | 158.45 | 46.10 | 12.07 | | | | | |
| | 4-Wire DS1 Digital Loop - Zone 4 | | 4 | USL | USLXX | 458.46 | 253.93 | 158.45 | 46.10 | 12.07 | | | | | |
| | Switch-As-Is Conversion rate per UNE Loop, Single LSR, (per DS1) | | | USL | URES | | 25.01 | 3.53 | | | | | | | |
| | Switch-As-Is Conversion rate per UNE Loop, Spreadsheet, (per DS1) | | | USL | URES | | 26.50 | 5.02 | | | | | | | |
| | CLEC to CLEC Conversion Charge without outside dispatch | | | USL | UREWO | | 100.90 | 42.96 | | | | | | | |
| | 4-WIRE 19.2, 56 OR 64 KBPS DIGITAL GRADE LOOP | | | | | | | | | | | | | | |
| | 4 Wire Unbundled Digital Loop 2.4 Kbps - Zone 1 | | 1 | UDL | UDL2X | 27.44 | 126.53 | 88.85 | 60.68 | 14.64 | | | | | |
| | 4 Wire Unbundled Digital Loop 2.4 Kbps - Zone 2 | | 2 | UDL | UDL2X | 34.55 | 126.53 | 88.85 | 60.68 | 14.64 | | | | | |
| | 4 Wire Unbundled Digital Loop 2.4 Kbps - Zone 3 | | 3 | UDL | UDL2X | 40.76 | 126.53 | 88.85 | 60.68 | 14.64 | | | | | |
| | 4 Wire Unbundled Digital Loop 2.4 Kbps - Zone 4 | | 4 | UDL | UDL2X | 32.25 | 126.53 | 88.85 | 60.68 | 14.64 | | | | | |
| | 4 Wire Unbundled Digital Loop 4.8 Kbps - Zone 1 | | 1 | UDL | UDL4X | 27.44 | 126.53 | 88.85 | 60.68 | 14.64 | | | | | |
| | 4 Wire Unbundled Digital Loop 4.8 Kbps - Zone 2 | | 2 | UDL | UDL4X | 34.55 | 126.53 | 88.85 | 60.68 | 14.64 | | | | | |
| | 4 Wire Unbundled Digital Loop 4.8 Kbps - Zone 3 | | 3 | UDL | UDL4X | 40.76 | 126.53 | 88.85 | 60.68 | 14.64 | | | | | |
| | 4 Wire Unbundled Digital Loop 4.8 Kbps - Zone 4 | | 4 | UDL | UDL4X | 32.25 | 126.53 | 88.85 | 60.68 | 14.64 | | | | | |
| | 4 Wire Unbundled Digital Loop 9.6 Kbps - Zone 1 | | 1 | UDL | UDL9X | 27.44 | 126.53 | 88.85 | 60.68 | 14.64 | | | | | |
| | 5 Wire Unbundled Digital Loop 9.6 Kbps - Zone 2 | | 2 | UDL | UDL9X | 34.55 | 126.53 | 88.85 | 60.68 | 14.64 | | | | | |
| | 6 Wire Unbundled Digital Loop 9.6 Kbps - Zone 3 | | 3 | UDL | UDL9X | 40.76 | 126.53 | 88.85 | 60.68 | 14.64 | | | | | |
| | 7 Wire Unbundled Digital Loop 9.6 Kbps - Zone 4 | | 4 | UDL | UDL9X | 32.25 | 126.53 | 88.85 | 60.68 | 14.64 | | | | | |
| | 4 Wire Unbundled Digital 19.2 Kbps - Zone 1 | | 1 | UDL | UDL19 | 27.44 | 126.53 | 88.85 | 60.68 | 14.64 | | | | | |
| | 4 Wire Unbundled Digital 19.2 Kbps - Zone 2 | | 2 | UDL | UDL19 | 34.55 | 126.53 | 88.85 | 60.68 | 14.64 | | | | | |
| | 4 Wire Unbundled Digital 19.2 Kbps - Zone 3 | | 3 | UDL | UDL19 | 40.76 | 126.53 | 88.85 | 60.68 | 14.64 | | | | | |
| | 4 Wire Unbundled Digital 19.2 Kbps - Zone 4 | | 4 | UDL | UDL19 | 32.25 | 126.53 | 88.85 | 60.68 | 14.64 | | | | | |
| | 4 Wire Unbundled Digital Loop 56 Kbps - Zone 1 | | 1 | UDL | UDL56 | 27.44 | 126.53 | 88.85 | 60.68 | 14.64 | | | | | |
| | 4 Wire Unbundled Digital Loop 56 Kbps - Zone 2 | | 2 | UDL | UDL56 | 34.55 | 126.53 | 88.85 | 60.68 | 14.64 | | | | | |
| | 4 Wire Unbundled Digital Loop 56 Kbps - Zone 3 | | 3 | UDL | UDL56 | 40.76 | 126.53 | 88.85 | 60.68 | 14.64 | | | | | |
| | 4 Wire Unbundled Digital Loop 56 Kbps - Zone 4 | | 4 | UDL | UDL56 | 32.25 | 126.53 | 88.85 | 60.68 | 14.64 | | | | | |
| | 4 Wire Unbundled Digital Loop 64 Kbps - Zone 1 | | 1 | UDL | UDL64 | 27.44 | 126.53 | 88.85 | 60.68 | 14.64 | | | | | |
| | 4 Wire Unbundled Digital Loop 64 Kbps - Zone 2 | | 2 | UDL | UDL64 | 34.55 | 126.53 | 88.85 | 60.68 | 14.64 | | | | | |
| | 4 Wire Unbundled Digital Loop 64 Kbps - Zone 3 | | 3 | UDL | UDL64 | 40.76 | 126.53 | 88.85 | 60.68 | 14.64 | | | | | |

| UNBUNDLED NETWORK ELEMENTS - Mississippi | | | | | | | | | | | Attachment 2 Exh A: | | | | | |
|--|--|---------|------|------------------------------|-------|-----------|--------------|-------|-------------------------|-------|----------------------------------|--------------------------------------|--|--|---|---|
| CATEGORY | RATE ELEMENTS | Interim | Zone | BCS | USOC | RATES(\$) | | | | | Svc Order Submitted Elec per LSR | Svc Order Submitted Manually per LSR | Incremental Charge - Manual Svc Order vs. Electronic-1st | Incremental Charge - Manual Svc Order vs. Electronic-Add'l | Incremental Charge - Manual Svc Order vs. Electronic-Disc 1st | Incremental Charge - Manual Svc Order vs. Electronic-Disc Add'l |
| | | | | | | Rec | Nonrecurring | | Nonrecurring Disconnect | | OSS Rates(\$) | | | | | |
| | | | | | | | First | Add'l | First | Add'l | SOMEc | SOMAN | SOMAN | SOMAN | SOMAN | SOMAN |
| | 4 Wire Unbundled Digital Loop 64 Kbps - Zone 4 | | 4 | UDL | UDL64 | 32.25 | 126.53 | 88.85 | 60.68 | 14.64 | | | | | | |
| | Switch-As-Is Conversion rate per UNE Loop, Single LSR, (per DS0) | | | UDL | URES | | 25.01 | 3.53 | | | | | | | | |
| | Switch-As-Is Conversion rate per UNE Loop, Spreadsheet, (per DS0) | | | UDL | URESP | | 26.50 | 5.02 | | | | | | | | |
| | CLEC to CLEC Conversion Charge without outside dispatch | | | UDL | UREWO | | 101.94 | 49.66 | | | | | | | | |
| | 2-WIRE Unbundled COPPER LOOP | | | | | | | | | | | | | | | |
| | 2-Wire Unbundled Copper Loop-Designed including manual service inquiry & facility reservation - Zone 1 | | 1 | UCL | UCLPB | 11.11 | 120.34 | 69.87 | 50.38 | 7.93 | | | | | | |
| | 2-Wire Unbundled Copper Loop-Designed including manual service inquiry & facility reservation - Zone 2 | | 2 | UCL | UCLPB | 11.47 | 120.34 | 69.87 | 50.38 | 7.93 | | | | | | |
| | 2 Wire Unbundled Copper Loop-Designed including manual service inquiry & facility reservation - Zone 3 | | 3 | UCL | UCLPB | 11.74 | 120.34 | 69.87 | 50.38 | 7.93 | | | | | | |
| | 2 Wire Unbundled Copper Loop-Designed including manual service inquiry & facility reservation - Zone 4 | | 4 | UCL | UCLPB | 12.69 | 120.34 | 69.87 | 50.38 | 7.93 | | | | | | |
| | 2-Wire Unbundled Copper Loop-Designed without manual service inquiry and facility reservation - Zone 1 | | 1 | UCL | UCLPW | 11.11 | 95.21 | 57.09 | 50.38 | 7.93 | | | | | | |
| | 2-Wire Unbundled Copper Loop-Designed without manual service inquiry and facility reservation - Zone 2 | | 2 | UCL | UCLPW | 11.47 | 95.21 | 57.09 | 50.38 | 7.93 | | | | | | |
| | 2-Wire Unbundled Copper Loop-Designed without manual service inquiry and facility reservation - Zone 3 | | 3 | UCL | UCLPW | 11.74 | 95.21 | 57.09 | 50.38 | 7.93 | | | | | | |
| | 2-Wire Unbundled Copper Loop-Designed without manual service inquiry and facility reservation - Zone 4 | | 4 | UCL | UCLPW | 12.69 | 95.21 | 57.09 | 50.38 | 7.93 | | | | | | |
| | Order Coordination for Unbundled Copper Loops (per loop) | | | UCL | UCLMC | | 8.20 | 8.20 | | | | | | | | |
| | CLEC to CLEC Conversion Charge without outside dispatch (UCL-Des) | | | UCL | UREWO | | 95.21 | 42.40 | | | | | | | | |
| | 4-WIRE COPPER LOOP | | | | | | | | | | | | | | | |
| | 4-Wire Copper Loop-Designed including manual service inquiry and facility reservation - Zone 1 | | 1 | UCL | UCL4S | 17.30 | 144.68 | 94.22 | 56.72 | 10.68 | | | | | | |
| | 4-Wire Copper Loop-Designed including manual service inquiry and facility reservation - Zone 2 | | 2 | UCL | UCL4S | 18.84 | 144.68 | 94.22 | 56.72 | 10.68 | | | | | | |
| | 4-Wire Copper Loop-Designed including manual service inquiry and facility reservation - Zone 3 | | 3 | UCL | UCL4S | 21.33 | 144.68 | 94.22 | 56.72 | 10.68 | | | | | | |
| | 4-Wire Copper Loop-Designed including manual service inquiry and facility reservation - Zone 4 | | 4 | UCL | UCL4S | 21.33 | 144.68 | 94.22 | 56.72 | 10.68 | | | | | | |
| | 4-Wire Copper Loop-Designed without manual service inquiry and facility reservation - Zone 1 | | 1 | UCL | UCL4W | 17.30 | 119.56 | 81.44 | 56.72 | 10.68 | | | | | | |
| | 4-Wire Copper Loop-Designed without manual service inquiry and facility reservation - Zone 2 | | 2 | UCL | UCL4W | 18.84 | 119.56 | 81.44 | 56.72 | 10.68 | | | | | | |
| | 4-Wire Copper Loop-Designed without manual service inquiry and facility reservation - Zone 3 | | 3 | UCL | UCL4W | 21.33 | 119.56 | 81.44 | 56.72 | 10.68 | | | | | | |
| | 4-Wire Copper Loop-Designed without manual service inquiry and facility reservation - Zone 4 | | 4 | UCL | UCL4W | 21.33 | 119.56 | 81.44 | 56.72 | 10.68 | | | | | | |
| | Order Coordination for Unbundled Copper Loops (per loop) | | | UCL | UCLMC | | 8.20 | 8.20 | | | | | | | | |
| | CLEC to CLEC Conversion Charge without outside dispatch (UCL-Des) | | | UCL | UREWO | | 95.21 | 42.40 | | | | | | | | |
| | Order Coordination for Specified Conversion Time (per LSR) | | | UEA, UDN, UAL, UHL, UDL, USL | OCOSL | | 18.19 | | | | | | | | | |
| | Rearrangements | | | | | | | | | | | | | | | |
| | EEL to UNE-L Retermination, per 2 Wire Unbundled Voice Loop-SL2 | | | UEA | UREEL | | 87.56 | 36.29 | | | | | | | | |
| | EEL to UNE-L Retermination, per 4 Wire Unbundled Voice Loop | | | UEA | UREEL | | 87.56 | 36.29 | | | | | | | | |
| | EEL to UNE-L Retermination, per 2 Wire ISDN Loop | | | UDN | UREEL | | 91.46 | 44.07 | | | | | | | | |
| | EEL to UNE-L Retermination, per 4 Wire Unbundled Digital Loop | | | UDL | UREEL | | 101.94 | 49.66 | | | | | | | | |
| | EEL to UNE-L Retermination, per 4 Wire Unbundled DS1 Loop | | | USL | UREEL | | 100.90 | 42.96 | | | | | | | | |
| UNE LOOP COMMINGLING | | | | | | | | | | | | | | | | |
| 2-WIRE ANALOG VOICE GRADE LOOP - COMMINGLING | | | | | | | | | | | | | | | | |

| UNBUNDLED NETWORK ELEMENTS - Mississippi | | | | | | | | | | Attachment 2 Exh A: | | Incremental Charge - Manual Svc Order vs. Electronic-1st | Incremental Charge - Manual Svc Order vs. Electronic-Add'l | Incremental Charge - Manual Svc Order vs. Electronic-Disc 1st | Incremental Charge - Manual Svc Order vs. Electronic-Disc Add'l |
|--|--|---------|------|-------|-------|-----------|--------------|--------|-------------------------|----------------------------------|--------------------------------------|--|--|---|---|
| CATEGORY | RATE ELEMENTS | Interim | Zone | BCS | USOC | RATES(\$) | | | | Svc Order Submitted Elec per LSR | Svc Order Submitted Manually per LSR | OSS Rates(\$) | | | |
| | | | | | | Rec | Nonrecurring | | Nonrecurring Disconnect | | | | | | |
| | | | | | | | First | Add'l | First | Add'l | SOMEc | SOMAN | SOMAN | SOMAN | SOMAN |
| | 2-Wire Analog Voice Grade Loop - Service Level 2 w/Loop or Ground Start Signaling - Zone 1 | | 1 | NTCVG | UEAL2 | 13.89 | 105.96 | 68.28 | 52.82 | 10.37 | | | | | |
| | 2-Wire Analog Voice Grade Loop - Service Level 2 w/Loop or Ground Start Signaling - Zone 2 | | 2 | NTCVG | UEAL2 | 18.75 | 105.96 | 68.28 | 52.82 | 10.37 | | | | | |
| | 2-Wire Analog Voice Grade Loop - Service Level 2 w/Loop or Ground Start Signaling - Zone 3 | | 3 | NTCVG | UEAL2 | 27.55 | 105.96 | 68.28 | 52.82 | 10.37 | | | | | |
| | 2-Wire Analog Voice Grade Loop - Service Level 2 w/Loop or Ground Start Signaling - Zone 4 | | 4 | NTCVG | UEAL2 | 45.72 | 105.96 | 68.28 | 52.82 | 10.37 | | | | | |
| | 2-Wire Analog Voice Grade Loop - Service Level 2 w/Reverse Battery Signaling - Zone 1 | | 1 | NTCVG | UEAR2 | 13.89 | 105.96 | 68.28 | 52.82 | 10.37 | | | | | |
| | 2-Wire Analog Voice Grade Loop - Service Level 2 w/Reverse Battery Signaling - Zone 2 | | 2 | NTCVG | UEAR2 | 18.75 | 105.96 | 68.28 | 52.82 | 10.37 | | | | | |
| | 2-Wire Analog Voice Grade Loop - Service Level 2 w/Reverse Battery Signaling - Zone 3 | | 3 | NTCVG | UEAR2 | 27.55 | 105.96 | 68.28 | 52.82 | 10.37 | | | | | |
| | 2-Wire Analog Voice Grade Loop - Service Level 2 w/Reverse Battery Signaling - Zone 4 | | 4 | NTCVG | UEAR2 | 45.72 | 105.96 | 68.28 | 52.82 | 10.37 | | | | | |
| | Switch-As-Is Conversion rate per UNE Loop, Single LSR, (per DS0) | | | NTCVG | URES | | 25.01 | 3.53 | | | | | | | |
| | Switch-As-Is Conversion rate per UNE Loop, Spreadsheet, (per DS0) | | | NTCVG | URES | | 26.50 | 5.02 | | | | | | | |
| | CLEC to CLEC Conversion Charge without outside dispatch | | | NTCVG | UREWO | | 87.56 | 36.29 | | | | | | | |
| | Loop Tagging - Service Level 2 (SL2) | | | NTCVG | URETL | | 11.19 | 1.10 | | | | | | | |
| | | | | NTCVG | | | | | | | | | | | |
| | 4-WIRE ANALOG VOICE GRADE LOOP - COMMINGLING | | | | | | | | | | | | | | |
| | 4-Wire Analog Voice Grade Loop - Zone 1 | | 1 | NTCVG | UEAL4 | 27.47 | 132.27 | 94.59 | 60.68 | 14.64 | | | | | |
| | 4-Wire Analog Voice Grade Loop - Zone 2 | | 2 | NTCVG | UEAL4 | 38.26 | 132.27 | 94.59 | 60.68 | 14.64 | | | | | |
| | 4-Wire Analog Voice Grade Loop - Zone 3 | | 3 | NTCVG | UEAL4 | 50.03 | 132.27 | 94.59 | 60.68 | 14.64 | | | | | |
| | 4-Wire Analog Voice Grade Loop - Zone 4 | | 4 | NTCVG | UEAL4 | 50.03 | 132.27 | 94.59 | 60.68 | 14.64 | | | | | |
| | Switch-As-Is Conversion rate per UNE Loop, Single LSR, (per DS0) | | | NTCVG | URES | | 25.01 | 3.53 | | | | | | | |
| | Switch-As-Is Conversion rate per UNE Loop, Spreadsheet, (per DS0) | | | NTCVG | URES | | 26.50 | 5.02 | | | | | | | |
| | CLEC to CLEC Conversion Charge without outside dispatch | | | NTCVG | UREWO | | 87.56 | 36.29 | | | | | | | |
| | 4-WIRE DS1 DIGITAL LOOP | | | | | | | | | | | | | | |
| | 4-Wire DS1 Digital Loop - Zone 1 | | 1 | NTCD1 | USLXX | 79.08 | 253.93 | 158.45 | 46.10 | 12.07 | | | | | |
| | 4-Wire DS1 Digital Loop - Zone 2 | | 2 | NTCD1 | USLXX | 129.38 | 253.93 | 158.45 | 46.10 | 12.07 | | | | | |
| | 4-Wire DS1 Digital Loop - Zone 3 | | 3 | NTCD1 | USLXX | 206.74 | 253.93 | 158.45 | 46.10 | 12.07 | | | | | |
| | 4-Wire DS1 Digital Loop - Zone 4 | | 4 | NTCD1 | USLXX | 458.46 | 253.93 | 158.45 | 46.10 | 12.07 | | | | | |
| | Switch-As-Is Conversion rate per UNE Loop, Single LSR, (per DS1) | | | NTCD1 | URES | 0.00 | 25.01 | 3.53 | 0.00 | 0.00 | | | | | |
| | Switch-As-Is Conversion rate per UNE Loop, Spreadsheet, (per DS1) | | | NTCD1 | URES | 0.00 | 26.50 | 5.02 | 0.00 | 0.00 | | | | | |
| | CLEC to CLEC Conversion Charge without outside dispatch | | | NTCD1 | UREWO | 0.00 | 100.90 | 42.96 | 0.00 | 0.00 | | | | | |
| | 4-WIRE 19.2, 56 OR 64 KBPS DIGITAL GRADE LOOP | | | | | | | | | | | | | | |
| | 4 Wire Unbundled Digital Loop 2.4 Kbps - Zone 1 | | 1 | NTCUD | UDL2X | 27.44 | 126.53 | 88.85 | 60.68 | 14.64 | | | | | |
| | 4 Wire Unbundled Digital Loop 2.4 Kbps - Zone 2 | | 2 | NTCUD | UDL2X | 34.55 | 126.53 | 88.85 | 60.68 | 14.64 | | | | | |
| | 4 Wire Unbundled Digital Loop 2.4 Kbps - Zone 3 | | 3 | NTCUD | UDL2X | 40.76 | 126.53 | 88.85 | 60.68 | 14.64 | | | | | |
| | 4 Wire Unbundled Digital Loop 2.4 Kbps - Zone 4 | | 4 | NTCUD | UDL2X | 32.25 | 126.53 | 88.85 | 60.68 | 14.64 | | | | | |
| | 4 Wire Unbundled Digital Loop 4.8 Kbps - Zone 1 | | 1 | NTCUD | UDL4X | 27.44 | 126.53 | 88.85 | 60.68 | 14.64 | | | | | |
| | 4 Wire Unbundled Digital Loop 4.8 Kbps - Zone 2 | | 2 | NTCUD | UDL4X | 34.55 | 126.53 | 88.85 | 60.68 | 14.64 | | | | | |
| | 4 Wire Unbundled Digital Loop 4.8 Kbps - Zone 3 | | 3 | NTCUD | UDL4X | 40.76 | 126.53 | 88.85 | 60.68 | 14.64 | | | | | |
| | 4 Wire Unbundled Digital Loop 4.8 Kbps - Zone 4 | | 4 | NTCUD | UDL4X | 32.25 | 126.53 | 88.85 | 60.68 | 14.64 | | | | | |
| | 4 Wire Unbundled Digital Loop 9.6 Kbps - Zone 1 | | 1 | NTCUD | UDL9X | 27.44 | 126.53 | 88.85 | 60.68 | 14.64 | | | | | |
| | 5 Wire Unbundled Digital Loop 9.6 Kbps - Zone 2 | | 2 | NTCUD | UDL9X | 34.55 | 126.53 | 88.85 | 60.68 | 14.64 | | | | | |
| | 6 Wire Unbundled Digital Loop 9.6 Kbps - Zone 3 | | 3 | NTCUD | UDL9X | 40.76 | 126.53 | 88.85 | 60.68 | 14.64 | | | | | |
| | 7 Wire Unbundled Digital Loop 9.6 Kbps - Zone 4 | | 4 | NTCUD | UDL9X | 32.25 | 126.53 | 88.85 | 60.68 | 14.64 | | | | | |
| | 4 Wire Unbundled Digital 19.2 Kbps - Zone 1 | | 1 | NTCUD | UDL19 | 27.44 | 126.53 | 88.85 | 60.68 | 14.64 | | | | | |
| | 4 Wire Unbundled Digital 19.2 Kbps - Zone 2 | | 2 | NTCUD | UDL19 | 34.55 | 126.53 | 88.85 | 60.68 | 14.64 | | | | | |
| | 4 Wire Unbundled Digital 19.2 Kbps - Zone 3 | | 3 | NTCUD | UDL19 | 40.76 | 126.53 | 88.85 | 60.68 | 14.64 | | | | | |

| UNBUNDLED NETWORK ELEMENTS - Mississippi | | | | | | | | | | Attachment 2 Exh A: | | Incremental Charge - Manual Svc Order vs. Electronic-Disc 1st | Incremental Charge - Manual Svc Order vs. Electronic-Disc 1st | Incremental Charge - Manual Svc Order vs. Electronic-Disc 1st | Incremental Charge - Manual Svc Order vs. Electronic-Disc Add'l |
|--|---|---------|------|---|-------|-----------|--------------|-------|-------------------------|---------------------|----------------------------------|---|---|---|---|
| CATEGORY | RATE ELEMENTS | Interim | Zone | BCS | USOC | RATES(\$) | | | | | Svc Order Submitted Elec per LSR | Svc Order Submitted Manually per LSR | OSS Rates(\$) | | |
| | | | | | | Rec | Nonrecurring | | Nonrecurring Disconnect | | SOME | SOMAN | SOMAN | | |
| | | | | | | | First | Add'l | First | Add'l | | | | | |
| | 4 Wire Unbundled Digital 19.2 Kbps - Zone 4 | | 4 | NTCUD | UDL19 | 32.25 | 126.53 | 88.85 | 60.68 | 14.64 | | | | | |
| | 4 Wire Unbundled Digital Loop 56 Kbps - Zone 1 | | 1 | NTCUD | UDL56 | 27.44 | 126.53 | 88.85 | 60.68 | 14.64 | | | | | |
| | 4 Wire Unbundled Digital Loop 56 Kbps - Zone 2 | | 2 | NTCUD | UDL56 | 34.55 | 126.53 | 88.85 | 60.68 | 14.64 | | | | | |
| | 4 Wire Unbundled Digital Loop 56 Kbps - Zone 3 | | 3 | NTCUD | UDL56 | 40.76 | 126.53 | 88.85 | 60.68 | 14.64 | | | | | |
| | 4 Wire Unbundled Digital Loop 56 Kbps - Zone 4 | | 4 | NTCUD | UDL56 | 32.25 | 126.53 | 88.85 | 60.68 | 14.64 | | | | | |
| | 4 Wire Unbundled Digital Loop 64 Kbps - Zone 1 | | 1 | NTCUD | UDL64 | 27.44 | 126.53 | 88.85 | 60.68 | 14.64 | | | | | |
| | 4 Wire Unbundled Digital Loop 64 Kbps - Zone 2 | | 2 | NTCUD | UDL64 | 34.55 | 126.53 | 88.85 | 60.68 | 14.64 | | | | | |
| | 4 Wire Unbundled Digital Loop 64 Kbps - Zone 3 | | 3 | NTCUD | UDL64 | 40.76 | 126.53 | 88.85 | 60.68 | 14.64 | | | | | |
| | 4 Wire Unbundled Digital Loop 64 Kbps - Zone 4 | | 4 | NTCUD | UDL64 | 32.25 | 126.53 | 88.85 | 60.68 | 14.64 | | | | | |
| | Switch-As-Is Conversion rate per UNE Loop, Single LSR, (per DS0) | | | NTCUD | URES | | 25.01 | 3.53 | | | | | | | |
| | Switch-As-Is Conversion rate per UNE Loop, Spreadsheet, (per DS0) | | | NTCUD | URESP | | 26.50 | 5.02 | | | | | | | |
| | CLEC to CLEC Conversion Charge without outside dispatch | | | NTCUD | UREWO | | 101.94 | 49.66 | | | | | | | |
| | Order Coordination for Specified Conversion Time (per LSR) | | | NTCVG, NTCUD, NTCD1 | OCOSL | | 18.19 | | | | | | | | |
| UNBUNDLED EXCHANGE ACCESS LOOP | | | | | | | | | | | | | | | |
| 2-WIRE ANALOG VOICE GRADE LOOP | | | | | | | | | | | | | | | |
| | 2-Wire Analog Voice Grade Loop - Service Level 1- Zone 1 | | 1 | UEANL | UEAL2 | 12.03 | 37.92 | 17.55 | 23.48 | 5.25 | | | | | |
| | 2-Wire Analog Voice Grade Loop - Service Level 1- Zone 2 | | 2 | UEANL | UEAL2 | 16.87 | 37.92 | 17.55 | 23.48 | 5.25 | | | | | |
| | 2-Wire Analog Voice Grade Loop - Service Level 1- Zone 3 | | 3 | UEANL | UEAL2 | 25.68 | 37.92 | 17.55 | 23.48 | 5.25 | | | | | |
| | 2-Wire Analog Voice Grade Loop - Service Level 1- Zone 4 | | 4 | UEANL | UEAL2 | 43.85 | 37.92 | 17.55 | 23.48 | 5.25 | | | | | |
| | 2-Wire Analog Voice Grade Loop - Service Level 1- Zone 1 | | 1 | UEANL | UEASL | 12.03 | 37.92 | 17.55 | 23.48 | 5.25 | | | | | |
| | 2-Wire Analog Voice Grade Loop - Service Level 1- Zone 2 | | 2 | UEANL | UEASL | 16.87 | 37.92 | 17.55 | 23.48 | 5.25 | | | | | |
| | 2-Wire Analog Voice Grade Loop - Service Level 1- Zone 3 | | 3 | UEANL | UEASL | 25.68 | 37.92 | 17.55 | 23.48 | 5.25 | | | | | |
| | 2-Wire Analog Voice Grade Loop - Service Level 1- Zone 4 | | 4 | UEANL | UEASL | 43.85 | 37.92 | 17.55 | 23.48 | 5.25 | | | | | |
| | Tag Loop at End User Premise | | | UEANL | URETL | | 8.92 | 0.88 | | | | | | | |
| | Loop Testing - Basic 1st Half Hour | | | UEANL | URET1 | | 34.36 | 0.00 | | | | | | | |
| | Loop Testing - Basic Additional Half Hour | | | UEANL | URETA | | 19.97 | 19.97 | | | | | | | |
| | Manual Order Coordination for UVL-SL1s (per loop) | | | UEANL | UEAMC | | 8.20 | 8.20 | | | | | | | |
| | Order Coordination for Specified Conversion Time for UVL-SL1 (per LSR) | | | UEANL | OCOSL | | 18.19 | 18.19 | | | | | | | |
| | Unbundled Non-Design Voice Loop, billing for BST providing make-up (Engineering Information - E.I.) | | | UEANL | UEANM | | 13.51 | 13.51 | | | | | | | |
| | CLEC to CLEC Conversion Charge Without Outside Dispatch | | | UEANL | UREWO | | 15.75 | 8.92 | | | | | | | |
| 2-WIRE Unbundled COPPER LOOP | | | | | | | | | | | | | | | |
| | 2-Wire Unbundled Copper Loop - Non-Designed Zone 1 | I | 1 | UEQ | UEQ2X | 11.01 | 36.53 | 16.16 | 22.66 | 4.42 | | | | | |
| | 2 Wire Unbundled Copper Loop - Non-Designed - Zone 2 | I | 2 | UEQ | UEQ2X | 11.51 | 36.53 | 16.16 | 22.66 | 4.42 | | | | | |
| | 2 Wire Unbundled Copper Loop - Non-Designed - Zone 3 | I | 3 | UEQ | UEQ2X | 11.57 | 36.53 | 16.16 | 22.66 | 4.42 | | | | | |
| | 2 Wire Unbundled Copper Loop - Non-Designed - Zone 4 | I | 4 | UEQ | UEQ2X | 13.10 | 36.53 | 16.16 | 22.66 | 4.42 | | | | | |
| | Tag Loop at End User Premise | | | UEQ | URETL | | 8.92 | 0.88 | | | | | | | |
| | Loop Testing - Basic 1st Half Hour | | | UEQ | URET1 | | 34.36 | 0.00 | | | | | | | |
| | Loop Testing - Basic Additional Half Hour | | | UEQ | URETA | | 19.97 | 19.97 | | | | | | | |
| | Manual Order Coordination 2 Wire Unbundled Copper Loop - Non-Designed (per loop) | | | UEQ | USBMC | | 8.20 | 8.20 | | | | | | | |
| | Unbundled Copper Loop - Non-Design, billing for BST providing make-up (Engineering Information - E.I.) | | | UEQ | UEQMU | | 13.51 | 13.51 | | | | | | | |
| | CLEC to CLEC Conversion Charge Without Outside Dispatch | | | UEQ | UREWO | | 14.24 | 7.42 | | | | | | | |
| LOOP MODIFICATION | | | | | | | | | | | | | | | |
| | Unbundled Loop Modification, Removal of Load Coils - 2 Wire pair less than or equal to 18k ft, per Unbundled Loop | | | UAL, UHL, UCL, UEQ, ULS, UEA, UEANL, UEPSR, UEPSB | ULM2L | | 32.57 | 32.57 | | | | | | | |
| | Unbundled Loop Modification Removal of Load Coils - 4 Wire less than or equal to 18K ft, per Unbundled Loop | | | UHL, UCL, UEA | ULM4L | | 32.57 | 32.57 | | | | | | | |
| | Unbundled Loop Modification Removal of Bridged Tap Removal, per unbundled loop | | | UAL, UHL, UCL, UEQ, ULS, UEA, UEANL, UEPSR, UEPSB | ULMBT | | 32.59 | 32.59 | | | | | | | |

| UNBUNDLED NETWORK ELEMENTS - Mississippi | | | | | | | | | | | Attachment 2 Exh A: | | | | | |
|--|---|---------|------|------------|-------|-----------|--------------|-------|-------------------------|----------------------------------|--------------------------------------|--|--|---|---|-------|
| CATEGORY | RATE ELEMENTS | Interim | Zone | BCS | USOC | RATES(\$) | | | | Svc Order Submitted Elec per LSR | Svc Order Submitted Manually per LSR | Incremental Charge - Manual Svc Order vs. Electronic-1st | Incremental Charge - Manual Svc Order vs. Electronic-Add'l | Incremental Charge - Manual Svc Order vs. Electronic-Disc 1st | Incremental Charge - Manual Svc Order vs. Electronic-Disc Add'l | |
| | | | | | | Rec | Nonrecurring | | Nonrecurring Disconnect | | OSS Rates(\$) | | | | | |
| | | | | | | | First | Add'l | First | Add'l | SOMEK | SOMAN | SOMAN | SOMAN | SOMAN | SOMAN |
| SUB-LOOPS | | | | | | | | | | | | | | | | |
| | Sub-Loop Distribution | | | | | | | | | | | | | | | |
| | Sub-Loop - Per Cross Box Location - CLEC Feeder Facility Set-Up | I | | UEANL, UEF | USBSA | | 259.69 | | | | | | | | | |
| | Sub-Loop - Per Cross Box Location - Per 25 Pair Panel Set-Up | I | | UEANL, UEF | USBSB | | 22.77 | | | | | | | | | |
| | Sub-Loop - Per Building Equipment Room - CLEC Feeder Facility Set-Up | I | | UEANL | USBSC | | 178.47 | | | | | | | | | |
| | Sub-Loop - Per Building Equipment Room - Per 25 Pair Panel Set-Up | I | | UEANL | USBSD | | 56.39 | | | | | | | | | |
| | Sub-Loop Distribution Per 2-Wire Analog Voice Grade Loop - Zone 1 | | 1 | UEANL | USBN2 | 7.15 | 66.18 | 31.14 | 45.36 | 6.71 | | | | | | |
| | Sub-Loop Distribution Per 2-Wire Analog Voice Grade Loop - Zone 2 | | 2 | UEANL | USBN2 | 9.51 | 66.18 | 31.14 | 45.36 | 6.71 | | | | | | |
| | Sub-Loop Distribution Per 2-Wire Analog Voice Grade Loop - Zone 3 | | 3 | UEANL | USBN2 | 12.45 | 66.18 | 31.14 | 45.36 | 6.71 | | | | | | |
| | Sub-Loop Distribution Per 2-Wire Analog Voice Grade Loop - Zone 4 | | 4 | UEANL | USBN2 | 18.26 | 66.18 | 31.14 | 45.36 | 6.71 | | | | | | |
| | Order Coordination for Unbundled Sub-Loops, per sub-loop pair | | | UEANL | USBMC | | 8.20 | 8.20 | | | | | | | | |
| | Sub-Loop Distribution Per 4-Wire Analog Voice Grade Loop - Zone 1 | | 1 | UEANL | USBN4 | 7.30 | 79.49 | 44.45 | 51.27 | 9.35 | | | | | | |
| | Sub-Loop Distribution Per 4-Wire Analog Voice Grade Loop - Zone 2 | | 2 | UEANL | USBN4 | 13.92 | 79.49 | 44.45 | 51.27 | 9.35 | | | | | | |
| | Sub-Loop Distribution Per 4-Wire Analog Voice Grade Loop - Zone 3 | | 3 | UEANL | USBN4 | 16.73 | 79.49 | 44.45 | 51.27 | 9.35 | | | | | | |
| | Sub-Loop Distribution Per 4-Wire Analog Voice Grade Loop - Zone 4 | | 4 | UEANL | USBN4 | 16.73 | 79.49 | 44.45 | 51.27 | 9.35 | | | | | | |
| | Order Coordination for Unbundled Sub-Loops, per sub-loop pair | | | UEANL | USBMC | | 8.20 | 8.20 | | | | | | | | |
| | Sub-Loop 2-Wire Intrabuilding Network Cable (INC) | | | UEANL | USBR2 | 2.29 | 53.32 | 18.28 | 45.36 | 6.71 | | | | | | |
| | Order Coordination for Unbundled Sub-Loops, per sub-loop pair | | | UEANL | USBMC | | 8.20 | 8.20 | | | | | | | | |
| | Sub-Loop 4-Wire Intrabuilding Network Cable (INC) | | | UEANL | USBR4 | 4.40 | 59.60 | 24.55 | 51.27 | 9.35 | | | | | | |
| | Order Coordination for Unbundled Sub-Loops, per sub-loop pair | | | UEANL | USBMC | | 8.20 | 8.20 | | | | | | | | |
| | Loop Testing - Basic 1st Half Hour | | | UEANL | URET1 | | 34.36 | 0.00 | | | | | | | | |
| | Loop Testing - Basic Additional Half Hour | | | UEANL | URETA | | 19.97 | 19.97 | | | | | | | | |
| | 2 Wire Copper Unbundled Sub-Loop Distribution - Zone 1 | | 1 | UEF | UCS2X | 6.06 | 66.18 | 31.14 | 45.36 | 6.71 | | | | | | |
| | 2 Wire Copper Unbundled Sub-Loop Distribution - Zone 2 | | 2 | UEF | UCS2X | 7.09 | 66.18 | 31.14 | 45.36 | 6.71 | | | | | | |
| | 2 Wire Copper Unbundled Sub-Loop Distribution - Zone 3 | | 3 | UEF | UCS2X | 8.16 | 66.18 | 31.14 | 45.36 | 6.71 | | | | | | |
| | 2 Wire Copper Unbundled Sub-Loop Distribution - Zone 4 | | 4 | UEF | UCS2X | 9.90 | 66.18 | 31.14 | 45.36 | 6.71 | | | | | | |
| | Order Coordination for Unbundled Sub-Loops, per sub-loop pair | | | UEF | USBMC | | 8.20 | 8.20 | | | | | | | | |
| | 4 Wire Copper Unbundled Sub-Loop Distribution - Zone 1 | | 1 | UEF | UCS4X | 5.10 | 79.49 | 44.45 | 51.27 | 9.35 | | | | | | |
| | 4 Wire Copper Unbundled Sub-Loop Distribution - Zone 2 | | 2 | UEF | UCS4X | 9.11 | 79.49 | 44.45 | 51.27 | 9.35 | | | | | | |
| | 4 Wire Copper Unbundled Sub-Loop Distribution - Zone 3 | | 3 | UEF | UCS4X | 14.00 | 79.49 | 44.45 | 51.27 | 9.35 | | | | | | |
| | 4 Wire Copper Unbundled Sub-Loop Distribution - Zone 4 | | 4 | UEF | UCS4X | 14.00 | 79.49 | 44.45 | 51.27 | 9.35 | | | | | | |
| | Order Coordination for Unbundled Sub-Loops, per sub-loop pair | | | UEF | USBMC | | 8.20 | 8.20 | | | | | | | | |
| | Loop Tagging Service Level 1, Unbundled Copper Loop, Non-Designed and Distribution Subloops | | | UEF, UEANL | URETL | | 8.92 | 0.88 | | | | | | | | |
| | Loop Testing - Basic 1st Half Hour | | | UEF | URET1 | | 34.36 | 0.00 | | | | | | | | |
| | Loop Testing - Basic Additional Half Hour | | | UEF | URETA | | 19.97 | 19.97 | | | | | | | | |
| Unbundled Sub-Loop Modification | | | | | | | | | | | | | | | | |
| | Unbundled Sub-Loop Modification - 2-W Copper Dist Load Coil/Equip Removal per 2-W PR | | | UEF | ULM2X | | 176.80 | 5.13 | | | | | | | | |
| | Unbundled Sub-loop Modification - 4-W Copper Dist Load Coil/Equip Removal per 4-W PR | | | UEF | ULM4X | | 176.80 | 5.13 | | | | | | | | |

| UNBUNDLED NETWORK ELEMENTS - Mississippi | | | | | | | | | | | Attachment 2 Exh A: | | | | | |
|---|---------------|--|---------|------|---|-------|-----------|--------------|--------|-------------------------|----------------------------------|--------------------------------------|--|--|---|---|
| CATEGORY | RATE ELEMENTS | | Interim | Zone | BCS | USOC | RATES(\$) | | | | Svc Order Submitted Elec per LSR | Svc Order Submitted Manually per LSR | Incremental Charge - Manual Svc Order vs. Electronic-1st | Incremental Charge - Manual Svc Order vs. Electronic-Add'l | Incremental Charge - Manual Svc Order vs. Electronic-Disc 1st | Incremental Charge - Manual Svc Order vs. Electronic-Disc Add'l |
| | | | | | | | Rec | Nonrecurring | | Nonrecurring Disconnect | | OSS Rates(\$) | | | | |
| | | | | | | | | First | Add'l | First | Add'l | SOMEc | SOMAN | SOMAN | SOMAN | SOMAN |
| | | Unbundled Loop Modification, Removal of Bridge Tap, per unbundled loop | | | UEF | ULMBT | | 279.81 | 6.15 | | | | | | | |
| | | Unbundled Network Terminating Wire (UNTW) per Pair | | | UENTW | UENPP | 0.3366 | 30.55 | | | | | | | | |
| | | Network Interface Device (NID) | | | | | | | | | | | | | | |
| | | Network Interface Device (NID) - 1-2 lines | | | UENTW | UND12 | | 43.84 | 28.90 | | | | | | | |
| | | Network Interface Device (NID) - 1-6 lines | | | UENTW | UND16 | | 65.30 | 50.36 | | | | | | | |
| | | Network Interface Device Cross Connect - 2 W | | | UENTW | UNDC2 | | 5.94 | 5.94 | | | | | | | |
| | | Network Interface Device Cross Connect - 4W | | | UENTW | UNDC4 | | 5.94 | 5.94 | | | | | | | |
| UNE OTHER, PROVISIONING ONLY - NO RATE | | | | | | | | | | | | | | | | |
| | | Unbundled Contact Name, Provisioning Only - no rate | | | UAL, UCL, UDC, UDL, UDN, UEA, UHL, UEANL, UEF, UEQ, UENTW, NTCVG, NTCUD, NTCD1, USL | UNECN | 0.00 | 0.00 | | | | | | | | |
| | | Unbundled DS1 Loop - Superframe Format Option - no rate | | | USL, NTCD1 | CCOSF | 0.00 | 0.00 | | | | | | | | |
| | | Unbundled DS1 Loop - Expanded Superframe Format option - no rate | | | USL, NTCD1 | CCOEF | 0.00 | 0.00 | | | | | | | | |
| | | NID - Dispatch and Service Order for NID installation | | | UENTW | UNDBX | 0.00 | 0.00 | | | | | | | | |
| | | UNTW Circuit Establishment, Provisioning Only - No Rate | | | UENTW | UENCE | 0.00 | 0.00 | | | | | | | | |
| LOOP MAKE-UP | | | | | | | | | | | | | | | | |
| | | Loop Makeup - Preordering Without Reservation, per working or spare facility queried (Manual). | | | UMK | UMKLW | | 24.12 | 24.12 | | | | | | | |
| | | Loop Makeup - Preordering With Reservation, per spare facility queried (Manual). | | | UMK | UMKLP | | 25.58 | 25.58 | | | | | | | |
| | | Loop Makeup--With or Without Reservation, per working or spare facility queried (Mechanized) | | | UMK | UMKMQ | | 0.6652 | 0.6652 | | | | | | | |
| LINE SPLITTING | | | | | | | | | | | | | | | | |
| END USER ORDERING-CENTRAL OFFICE BASED | | | | | | | | | | | | | | | | |
| | | Line Splitting - per line activation DLEC owned splitter | | | UEPSR UEPSB | UREOS | 0.61 | | | | | | | | | |
| | | Line Splitting - per line activation BST owned - physical | | | UEPSR UEPSB | UREBP | 0.61 | 18.62 | 10.66 | 10.04 | 4.93 | | | | | |
| | | Line Splitting - per line activation BST owned - virtual | | | UEPSR UEPSB | UREBV | 0.61 | 18.62 | 10.66 | 10.04 | 4.93 | | | | | |
| UNBUNDLED EXCHANGE ACCESS LOOP | | | | | | | | | | | | | | | | |
| 2-WIRE ANALOG VOICE GRADE LOOP | | | | | | | | | | | | | | | | |
| | | 2 Wire Analog Voice Grade Loop-Service Level 1-Line Splitting-Zone 1 | | 1 | UEPSR UEPSB | UEALS | 12.03 | 37.92 | 17.55 | 23.48 | 5.25 | | | | | |
| | | 2 Wire Analog Voice Grade Loop-Service Level 1-Line Splitting-Zone 1 | | 1 | UEPSR UEPSB | UEABS | 12.03 | 37.92 | 17.55 | 23.48 | 5.25 | | | | | |
| | | 2 Wire Analog Voice Grade Loop- Service Level 1-Line Splitting-Zone 2 | | 2 | UEPSR UEPSB | UEALS | 16.87 | 37.92 | 17.55 | 23.48 | 5.25 | | | | | |
| | | 2 Wire Analog Voice Grade Loop- Service Level 1-Line Splitting-Zone 2 | | 2 | UEPSR UEPSB | UEABS | 16.87 | 37.92 | 17.55 | 23.48 | 5.25 | | | | | |
| | | 2 Wire Analog Voice Grade Loop-Service Level 1-Line Splitting-Zone 3 | | 3 | UEPSR UEPSB | UEALS | 25.68 | 37.92 | 17.55 | 23.48 | 5.25 | | | | | |
| | | 2 Wire Analog Voice Grade Loop-Service Level 1-Line Splitting-Zone 3 | | 3 | UEPSR UEPSB | UEABS | 25.68 | 37.92 | 17.55 | 23.48 | 5.25 | | | | | |
| | | 2 Wire Analog Voice Grade Loop-Service Level 1-Line Splitting-Zone 4 | | 4 | UEPSR UEPSB | UEALS | 43.85 | 37.92 | 17.55 | 23.48 | 5.25 | | | | | |
| | | 2 Wire Analog Voice Grade Loop-Service Level 1-Line Splitting-Zone 4 | | 4 | UEPSR UEPSB | UEABS | 43.85 | 37.92 | 17.55 | 23.48 | 5.25 | | | | | |
| PHYSICAL COLLOCATION | | | | | | | | | | | | | | | | |
| | | Physical Collocation-2 Wire Cross Connects (Loop) for Line Splitting | | | UEPSR UEPSB | PE1LS | 0.0288 | 12.37 | 11.87 | 6.04 | 5.45 | | | | | |
| VIRTUAL COLLOCATION | | | | | | | | | | | | | | | | |
| | | Virtual Collocation-2 Wire Cross Connects (Loop) for Line Splitting | | | UEPSR UEPSB | VE1LS | 0.0268 | 12.37 | 11.87 | 6.04 | 5.45 | | | | | |
| UNBUNDLED DEDICATED TRANSPORT | | | | | | | | | | | | | | | | |
| INTEROFFICE CHANNEL - DEDICATED TRANSPORT | | | | | | | | | | | | | | | | |

| UNBUNDLED NETWORK ELEMENTS - Mississippi | | | | | | | | | | Attachment 2 Exh A: | | Incremental Charge - Manual Svc Order vs. Electronic-Disc 1st | Incremental Charge - Manual Svc Order vs. Electronic-Disc Add'l | Incremental Charge - Manual Svc Order vs. Electronic-Disc 1st | Incremental Charge - Manual Svc Order vs. Electronic-Disc Add'l |
|--|--|---------|------|------------|-------|-----------|--------------|--------|-------------------------|----------------------------------|--------------------------------------|---|---|---|---|
| CATEGORY | RATE ELEMENTS | Interim | Zone | BCS | USOC | RATES(\$) | | | | Svc Order Submitted Elec per LSR | Svc Order Submitted Manually per LSR | OSS Rates(\$) | | | |
| | | | | | | Rec | Nonrecurring | | Nonrecurring Disconnect | | | | | | |
| | | | | | | | First | Add'l | First | Add'l | SOMEc | SOMAN | SOMAN | SOMAN | SOMAN |
| | Interoffice Channel - 2-Wire Voice Grade - per mile | | | U1TVX | 1L5XX | 0.0098 | | | | | | | | | |
| | Interoffice Channel - 2-Wire Voice Grade - Facility Termination | | | U1TVX | U1TV2 | 22.52 | 40.77 | 27.57 | 17.26 | 7.11 | | | | | |
| | Interoffice Channel - 2-Wire Voice Grade Rev Bat. - per mile | | | U1TVX | 1L5XX | 0.0098 | | | | | | | | | |
| | Interoffice Channel - 2-Wire VG Rev Bat. - Facility Termination | | | U1TVX | U1TR2 | 22.52 | 40.77 | 27.57 | 17.26 | 7.11 | | | | | |
| | Interoffice Channel - 4-Wire Voice Grade - per mile | | | U1TVX | 1L5XX | 0.0098 | | | | | | | | | |
| | Interoffice Channel - 4-Wire Voice Grade - Facility Termination | | | U1TVX | U1TV4 | 19.79 | 40.77 | 27.57 | 17.26 | 7.11 | | | | | |
| | Interoffice Channel - 56 kbps - per mile | | | U1TDX | 1L5XX | 0.0098 | | | | | | | | | |
| | Interoffice Channel - 56 kbps - Facility Termination | | | U1TDX | U1TD5 | 15.68 | 40.77 | 27.57 | 17.26 | 7.11 | | | | | |
| | Interoffice Channel - 64 kbps - per mile | | | U1TDX | 1L5XX | 0.0098 | | | | | | | | | |
| | Interoffice Channel - 64 kbps - Facility Termination | | | U1TDX | U1TD6 | 15.68 | 40.77 | 27.57 | 17.26 | 7.11 | | | | | |
| | Interoffice Channel - DS1 - per mile | | | U1TD1 | 1L5XX | 0.201 | | | | | | | | | |
| | Interoffice Channel - DS1 - Facility Termination | | | U1TD1 | U1TF1 | 57.33 | 89.79 | 82.28 | 16.86 | 14.90 | | | | | |
| | Interoffice Channel - DS3 - per mile | | | U1TD3 | 1L5XX | 4.76 | | | | | | | | | |
| | Interoffice Channel - DS3 - Facility Termination | | | U1TD3 | U1TF3 | 641.90 | 280.37 | 163.70 | 62.08 | 60.29 | | | | | |
| | Interoffice Channel - STS-1 - per mile | | | U1TS1 | 1L5XX | 4.76 | | | | | | | | | |
| | Interoffice Channel - STS-1 - Facility Termination | | | U1TS1 | U1TFS | 644.21 | 280.37 | 163.70 | 62.08 | 60.29 | | | | | |
| UNBUNDLED DARK FIBER | | | | | | | | | | | | | | | |
| | Dark Fiber - Interoffice Transport, Per Four Fiber Strands, Per Route Mile Or Fraction Thereof | | | UDF, UDFCX | 1L5DF | 28.27 | | | | | | | | | |
| | Dark Fiber - Interoffice Transport, Per Four Fiber Strands, Per Route Mile Or Fraction Thereof | | | UDF, UDFCX | UDF14 | | 642.79 | 138.67 | 326.97 | 203.85 | | | | | |
| HIGH CAPACITY UNBUNDLED LOCAL LOOP | | | | | | | | | | | | | | | |
| | DS-3/STS-1 UNBUNDLED LOCAL LOOP - Stand Alone | | | | | | | | | | | | | | |
| | DS3 Unbundled Local Loop - per mile | | | UE3 | 1L5ND | 11.20 | | | | | | | | | |
| | DS3 Unbundled Local Loop - Facility Termination | | | UE3 | UE3PX | 326.15 | 454.13 | 265.47 | 123.23 | 86.19 | | | | | |
| | STS-1 Unbundled Local Loop - per mile | | | UDLSX | 1L5ND | 11.20 | | | | | | | | | |
| | STS-1 Unbundled Local Loop - Facility Termination | | | UDLSX | UDLS1 | 338.55 | 454.13 | 265.47 | 123.23 | 86.19 | | | | | |
| ENHANCED EXTENDED LINK (EELs) | | | | | | | | | | | | | | | |
| | Network Elements Used in Combinations | | | | | | | | | | | | | | |
| | 2-Wire VG Loop (SL2) in Combination - Zone 1 | | 1 | UNCVX | UEAL2 | 13.89 | 105.96 | 68.28 | 52.82 | 10.37 | | | | | |
| | 2-Wire VG Loop (SL2) in Combination - Zone 2 | | 2 | UNCVX | UEAL2 | 18.75 | 105.96 | 68.28 | 52.82 | 10.37 | | | | | |
| | 2-Wire VG Loop (SL2) in Combination - Zone 3 | | 3 | UNCVX | UEAL2 | 27.55 | 105.96 | 68.28 | 52.82 | 10.37 | | | | | |
| | 2-Wire VG Loop (SL2) in Combination - Zone 4 | | 4 | UNCVX | UEAL2 | 45.72 | 105.96 | 68.28 | 52.82 | 10.37 | | | | | |
| | 4-Wire Analog Voice Grade Loop in Combination - Zone 1 | | 1 | UNCVX | UEAL4 | 27.47 | 132.27 | 94.59 | 60.68 | 14.64 | | | | | |
| | 4-Wire Analog Voice Grade Loop in Combination - Zone 2 | | 2 | UNCVX | UEAL4 | 38.26 | 132.27 | 94.59 | 60.68 | 14.64 | | | | | |
| | 4-Wire Analog Voice Grade Loop in Combination - Zone 3 | | 3 | UNCVX | UEAL4 | 50.03 | 132.27 | 94.59 | 60.68 | 14.64 | | | | | |
| | 4-Wire Analog Voice Grade Loop in Combination - Zone 4 | | 4 | UNCVX | UEAL4 | 50.03 | 132.27 | 94.59 | 60.68 | 14.64 | | | | | |
| | 2-Wire ISDN Loop in Combination - Zone 1 | | 1 | UNCNX | U1L2X | 21.01 | 117.61 | 79.92 | 52.82 | 10.37 | | | | | |
| | 2-Wire ISDN Loop in Combination - Zone 2 | | 2 | UNCNX | U1L2X | 27.59 | 117.61 | 79.92 | 52.82 | 10.37 | | | | | |
| | 2-Wire ISDN Loop in Combination - Zone 3 | | 3 | UNCNX | U1L2X | 37.34 | 117.61 | 79.92 | 52.82 | 10.37 | | | | | |
| | 2-Wire ISDN Loop in Combination - Zone 4 | | 4 | UNCNX | U1L2X | 59.18 | 117.61 | 79.92 | 52.82 | 10.37 | | | | | |
| | 4-Wire 56Kbps Digital Grade Loop in Combination - Zone 1 | | 1 | UNCDX | UDL56 | 27.44 | 126.53 | 88.85 | 60.68 | 14.64 | | | | | |
| | 4-Wire 56Kbps Digital Grade Loop in Combination - Zone 2 | | 2 | UNCDX | UDL56 | 34.55 | 126.53 | 88.85 | 60.68 | 14.64 | | | | | |
| | 4-Wire 56Kbps Digital Grade Loop in Combination - Zone 3 | | 3 | UNCDX | UDL56 | 40.76 | 126.53 | 88.85 | 60.68 | 14.64 | | | | | |
| | 4-Wire 56Kbps Digital Grade Loop in Combination - Zone 4 | | 4 | UNCDX | UDL56 | 32.25 | 126.53 | 88.85 | 60.68 | 14.64 | | | | | |
| | 4-Wire 64Kbps Digital Grade Loop in Combination - Zone 1 | | 1 | UNCDX | UDL64 | 27.44 | 126.53 | 88.85 | 60.68 | 14.64 | | | | | |
| | 4-Wire 64Kbps Digital Grade Loop in Combination - Zone 2 | | 2 | UNCDX | UDL64 | 34.55 | 126.53 | 88.85 | 60.68 | 14.64 | | | | | |
| | 4-Wire 64Kbps Digital Grade Loop in Combination - Zone 3 | | 3 | UNCDX | UDL64 | 40.76 | 126.53 | 88.85 | 60.68 | 14.64 | | | | | |
| | 4-Wire 64Kbps Digital Grade Loop in Combination - Zone 4 | | 4 | UNCDX | UDL64 | 32.25 | 126.53 | 88.85 | 60.68 | 14.64 | | | | | |
| | 4-Wire DS1 Digital Loop in Combination - Zone 1 | | 1 | UNC1X | USLXX | 79.08 | 253.93 | 158.45 | 46.10 | 12.07 | | | | | |
| | 4-Wire DS1 Digital Loop in Combination - Zone 2 | | 2 | UNC1X | USLXX | 129.38 | 253.93 | 158.45 | 46.10 | 12.07 | | | | | |
| | 4-Wire DS1 Digital Loop in Combination - Zone 3 | | 3 | UNC1X | USLXX | 206.74 | 253.93 | 158.45 | 46.10 | 12.07 | | | | | |
| | 4-Wire DS1 Digital Loop in Combination - Zone 4 | | 4 | UNC1X | USLXX | 458.46 | 253.93 | 158.45 | 46.10 | 12.07 | | | | | |
| | DS3 Local Loop in combination - per mile | | | UNC3X | 1L5ND | 11.20 | | | | | | | | | |
| | DS3 Local Loop in combination - Facility Termination | | | UNC3X | UE3PX | 326.15 | 454.13 | 265.47 | 123.23 | 86.19 | | | | | |
| | STS-1 Local Loop in combination - per mile | | | UNC3X | 1L5ND | 11.20 | | | | | | | | | |
| | STS-1 Local Loop in combination - Facility Termination | | | UNC3X | UDLS1 | 338.55 | 454.13 | 265.47 | 123.23 | 86.19 | | | | | |

| UNBUNDLED NETWORK ELEMENTS - Mississippi | | | | | | | | | | | Attachment 2 Exh A: | | | | | |
|--|---------------|--|---------|------|--|-------|-----------|--------------|--------|-------------------------|----------------------------------|--------------------------------------|--|--|---|---|
| CATEGORY | RATE ELEMENTS | | Interim | Zone | BCS | USOC | RATES(\$) | | | | Svc Order Submitted Elec per LSR | Svc Order Submitted Manually per LSR | Incremental Charge - Manual Svc Order vs. Electronic-1st | Incremental Charge - Manual Svc Order vs. Electronic-Add'l | Incremental Charge - Manual Svc Order vs. Electronic-Disc 1st | Incremental Charge - Manual Svc Order vs. Electronic-Disc Add'l |
| | | | | | | | Rec | Nonrecurring | | Nonrecurring Disconnect | | OSS Rates(\$) | | | | |
| | | | | | | | | First | Add'l | First | Add'l | SOMEc | SOMAN | SOMAN | SOMAN | SOMAN |
| | | Interoffice Channel in combination - 2-wire VG - per mile | | | UNCVX | 1L5XX | 0.0098 | | | | | | | | | |
| | | Interoffice Channel in combination - 2-wire VG - Facility Termination | | | UNCVX | U1TV2 | 20.32 | 40.77 | 27.57 | 17.26 | 7.11 | | | | | |
| | | Interoffice Channel in combination - 4-wire VG - per mile | | | UNCVX | 1L5XX | 0.0098 | | | | | | | | | |
| | | Interoffice Channel in combination - 4-wire VG - Facility Termination | | | UNCVX | U1TV4 | 17.86 | 40.77 | 27.57 | 17.26 | 7.11 | | | | | |
| | | Interoffice Channel in combination - 4-wire 56 kbps - per mile | | | UNCDX | 1L5XX | 0.0098 | | | | | | | | | |
| | | Interoffice Channel in combination - 4-wire 56 kbps - Facility Termination | | | UNCDX | U1TD5 | 14.04 | 40.77 | 27.57 | 17.26 | 7.11 | | | | | |
| | | Interoffice Channel in combination - 4-wire 64 kbps - per mile | | | UNCDX | 1L5XX | 0.0098 | | | | | | | | | |
| | | Interoffice Channel in combination - 4-wire 64 kbps - Facility Termination | | | UNCDX | U1TD6 | 14.04 | 40.77 | 27.57 | 17.26 | 7.11 | | | | | |
| | | Interoffice Channel in combination - DS1 - per mile | | | UNC1X | 1L5XX | 0.201 | | | | | | | | | |
| | | Interoffice Channel in combination - DS1 Facility Termination | | | UNC1X | U1TF1 | 51.72 | 89.79 | 82.28 | 16.86 | 14.90 | | | | | |
| | | Interoffice Channel in combination - DS3 - per mile | | | UNC3X | 1L5XX | 4.76 | | | | | | | | | |
| | | Interoffice Channel in combination - DS3 - Facility Termination | | | UNC3X | U1TF3 | 579.12 | 280.37 | 163.70 | 62.08 | 60.29 | | | | | |
| | | Interoffice Channel in combination - STS-1 - per mile | | | UNC3X | 1L5XX | 4.76 | | | | | | | | | |
| | | Interoffice Channel in combination - STS-1 Facility Termination | | | UNC3X | U1TFS | 581.21 | 280.37 | 163.70 | 62.08 | 60.29 | | | | | |
| ADDITIONAL NETWORK ELEMENTS | | | | | | | | | | | | | | | | |
| Optional Features & Functions: | | | | | | | | | | | | | | | | |
| | | Clear Channel Capability Extended Frame Option - per DS1 | I | | U1TD1, ULDD1,UNC1X | CCOEF | | 0.00 | 0.00 | 0.00 | 0.00 | | | | | |
| | | Clear Channel Capability Super FrameOption - per DS1 | I | | U1TD1, ULDD1,UNC1X | CCOSF | | 0.00 | 0.00 | 0.00 | 0.00 | | | | | |
| | | Clear Channel Capability (SF/ESF) Option - Subsequent Activity - per DS1 | I | | ULDD1, U1TD1, UNC1X, USL | NRCCC | | 184.60 | 23.78 | 1.96 | 0.76 | | | | | |
| | | C-bit Parity Option - Subsequent Activity - per DS3 | i | | U1TD3, ULDD3, UE3, UNC3X | NRCC3 | | 218.72 | 7.66 | 0.7201 | 0.00 | | | | | |
| | | DS1 to DS0 Channel System per month | | | UNC1X | MQ1 | 102.85 | 91.57 | 62.94 | 10.87 | 10.10 | | | | | |
| | | DS3 to DS1 Channel System per month | | | UNC3X, UNC3X | MQ3 | 170.63 | 179.17 | 94.52 | 34.30 | 32.82 | | | | | |
| | | Voice Grade COCI in combination | | | UNCVX | 1D1VG | 0.5737 | 6.62 | 4.74 | | | | | | | |
| | | Voice Grade COCI - DS1 to DS0 Channel System - per month used for a Local Loop | | | UEA | 1D1VG | 0.5737 | 6.62 | 4.74 | | | | | | | |
| | | Voice Grade COCI - DS1 to DS0 Channel System - per month used for connection to a channelized DS1 Local Channel in the same SWC as collocation | | | U1TUC | 1D1VG | 0.5737 | 6.62 | 4.74 | | | | | | | |
| | | OCU-DP COCI (2.4-64kbs) in combination | | | UNCDX | 1D1DD | 1.22 | 6.62 | 4.74 | | | | | | | |
| | | OCU-DP COCI (data) - DS1 to DS0 Channel System - per month (2.4-64kbs) used for a Local Loop | | | UDL | 1D1DD | 1.22 | 6.62 | 4.74 | | | | | | | |
| | | OCU-DP COCI (data) - DS1 to DS0 Channel System - per month (2.4-64kbs) used for connection to a channelized DS1 Local Channel in the same SWC as collocation | | | U1TUD | 1D1DD | 1.22 | 6.62 | 4.74 | | | | | | | |
| | | 2-wire ISDN COCI (BRITE) in combination | | | UNCNX | UC1CA | 2.62 | 6.62 | 4.74 | | | | | | | |
| | | 2-wire ISDN COCI (BRITE) - for Local Loop | | | UDN | UC1CA | 2.62 | 6.62 | 4.74 | | | | | | | |
| | | 2-wire ISDN COCI (BRITE) - for connection to DS1 Local Channel in the same SWC as collocation | | | U1TUB | UC1CA | 2.62 | 6.62 | 4.74 | | | | | | | |
| | | DS1 COCI in combination | | | UNC1X | UC1D1 | 12.96 | 6.62 | 4.74 | | | | | | | |
| | | DS1 COCI - for Local Channel | | | ULDD1 | UC1D1 | 12.96 | 6.62 | 4.74 | | | | | | | |
| | | DS1 COCI - for Interoffice Channel | | | U1TD1 | UC1D1 | 12.96 | 6.62 | 4.74 | | | | | | | |
| | | DS1 COCI - for Loop | | | USL | UC1D1 | 12.96 | 6.62 | 4.74 | | | | | | | |
| | | DS1 COCI - for DS1 Local Channel in the same SWC as collocation | | | U1TUA | UC1D1 | 12.96 | 6.62 | 4.74 | | | | | | | |
| | | Wholesale to UNE, Switch-As-Is Conversion Charge | | | UNCVX, U1TVX, UNCDX, U1TDX, UNC1X, U1TD1,UNC3X, U1TD3, UNC3X, U1TS1, UDF,UDFCX | UNCCC | | 5.63 | 5.63 | | | | | | | |

| UNBUNDLED NETWORK ELEMENTS - Mississippi | | | | | | | | | | | Attachment 2 Exh A: | | | | | |
|--|---|---------|------|---|-------|-----------|--------------|-------|-------------------------|----------------------------------|--------------------------------------|--|--|---|---|-------|
| CATEGORY | RATE ELEMENTS | Interim | Zone | BCS | USOC | RATES(\$) | | | | Svc Order Submitted Elec per LSR | Svc Order Submitted Manually per LSR | Incremental Charge - Manual Svc Order vs. Electronic-1st | Incremental Charge - Manual Svc Order vs. Electronic-Add'l | Incremental Charge - Manual Svc Order vs. Electronic-Disc 1st | Incremental Charge - Manual Svc Order vs. Electronic-Disc Add'l | |
| | | | | | | Rec | Nonrecurring | | Nonrecurring Disconnect | | OSS Rates(\$) | | | | | |
| | | | | | | | First | Add'l | First | Add'l | SOMEK | SOMAN | SOMAN | SOMAN | SOMAN | SOMAN |
| | Unbundled Misc Rate Element, SNE SAI, Single Network Element - Switch As Is Non-recurring Charge, per circuit (LSR) | I | | U1TVX, U1TDX, U1TD1, U1TD3, U1TS1, UDF, UE3 | URES | | 36.87 | 16.14 | | | | | | | | |
| | Unbundled Misc Rate Element, SNE SAI, Single Network Element - Switch As Is Non-recurring Charge, incremental charge per circuit on a spreadsheet | I | | U1TVX, U1TDX, U1TD1, U1TD3, U1TS1, UDF, UE3 | URESP | | 1.49 | 1.49 | | | | | | | | |
| | UNE Reconfiguration Change Charge per Circuit | I | | UNC1X | URERC | | 35.00 | 35.00 | | | | | | | | |
| | UNE Reconfiguration Change Charge per Circuit Project Managed | I | | UNC1X | URERP | | 1.49 | 1.49 | | | | | | | | |
| | Access to DCS - Customer Reconfiguration (FlexServ) | | | | | | | | | | | | | | | |
| | Customer Reconfiguration Establishment | | | | | | 1.49 | | 1.90 | | | | | | | |
| | DS1 DCS Termination with DS0 Switching | | | | | 20.81 | 25.69 | 19.77 | 17.15 | 13.79 | | | | | | |
| | DS1 DCS Termination with DS1 Switching | | | | | 10.73 | 18.57 | 12.65 | 12.60 | 9.24 | | | | | | |
| | DS3 DCS Termination with DS1 Switching | | | | | 145.05 | 25.69 | 19.77 | 17.15 | 13.79 | | | | | | |
| | Service Rearrangements | | | | | | | | | | | | | | | |
| | NRC - Change in Facility Assignment per circuit Service Rearrangement | I | | U1TVX, U1TDX, UEA, UDL, U1TUC, U1TUD, U1TUB, ULDVX, ULDDX, UNCVX, UNCDX, UNC1X | URETD | | 100.90 | 42.96 | | | | | | | | |
| | NRC - Change in Facility Assignment per circuit Project Management (added to CFA per circuit if project managed) | I | | U1TVX, U1TDX, UEA, UDL, U1TUC, U1TUD, U1TUB, ULDVX, ULDDX, UNCVX, UNCDX, UNC1X | URETB | | 1.28 | 1.28 | | | | | | | | |
| | NRC - Order Coordination Specific Time - Dedicated Transport | I | | UNC1X | OCOSR | | 18.87 | 18.87 | | | | | | | | |
| COMMINGLING | | | | | | | | | | | | | | | | |
| | Commingling Authorization | | | UNCVX, UNCDX, UNC1X, UNC3X, UNCSX, U1TD1, U1TD3, U1TS1, UE3, UDLSX, U1TVX, U1TDX, U1TUB, ULDVX, ULDD1, ULDD3, ULDS1 | CMGAU | 0.00 | 0.00 | 0.00 | 0.00 | 0.00 | | | | | | |
| | Commingled (UNE part of single bandwidth circuit) | | | | | | | | | | | | | | | |
| | Commingled VG COCI | | | XDV2X, NTCVG | 1D1VG | 0.5737 | 6.62 | 4.74 | | | | | | | | |
| | Commingled Digital COCI | | | XDV6X, NTCUD | 1D1DD | 1.22 | 6.62 | 4.74 | | | | | | | | |
| | Commingled ISDN COCI | | | XDD4X | UC1CA | 2.62 | 6.62 | 4.74 | | | | | | | | |
| | Commingled 2-wire VG Interoffice Channel | | | XDV2X | U1TV2 | 22.52 | 40.77 | 27.57 | 17.26 | 7.11 | | | | | | |
| | Commingled 4-wire VG Interoffice Channel | | | XDV6X | U1TV4 | 19.79 | 40.77 | 27.57 | 17.26 | 7.11 | | | | | | |
| | Commingled 56kbps Interoffice Channel | | | XDD4X | U1TD5 | 15.68 | 40.77 | 27.57 | 17.26 | 7.11 | | | | | | |
| | Commingled 64kbps Interoffice Channel | | | XDD4X | U1TD6 | 15.68 | 40.77 | 27.57 | 17.26 | 7.11 | | | | | | |
| | Commingled VG/DS0 Interoffice Channel Mileage | | | XDV2X, XDV6X, XDD4X | 1L5XX | 0.0098 | | | | | | | | | | |
| | Commingled 2-wire Local Loop Zone 1 | | 1 | XDV2X | UEAL2 | 13.89 | 105.96 | 68.28 | 52.82 | 10.37 | | | | | | |
| | Commingled 2-wire Local Loop Zone 2 | | 2 | XDV2X | UEAL2 | 18.75 | 105.96 | 68.28 | 52.82 | 10.37 | | | | | | |
| | Commingled 2-wire Local Loop Zone 3 | | 3 | XDV2X | UEAL2 | 27.55 | 105.96 | 68.28 | 52.82 | 10.37 | | | | | | |
| | Commingled 2-wire Local Loop Zone 4 | | 4 | XDV2X | UEAL2 | 45.72 | 105.96 | 68.28 | 52.82 | 10.37 | | | | | | |
| | Commingled 4-wire Local Loop Zone 1 | | 1 | XDV6X | UEAL4 | 27.47 | 132.27 | 94.59 | 60.68 | 14.64 | | | | | | |
| | Commingled 4-wire Local Loop Zone 2 | | 2 | XDV6X | UEAL4 | 38.26 | 132.27 | 94.59 | 60.68 | 14.64 | | | | | | |
| | Commingled 4-wire Local Loop Zone 3 | | 3 | XDV6X | UEAL4 | 50.03 | 132.27 | 94.59 | 60.68 | 14.64 | | | | | | |
| | Commingled 4-wire Local Loop Zone 4 | | 4 | XDV6X | UEAL4 | 50.03 | 132.27 | 94.59 | 60.68 | 14.64 | | | | | | |
| | Commingled 56kbps Local Loop Zone 1 | | 1 | XDD4X | UDL56 | 27.44 | 126.53 | 88.85 | 60.68 | 14.64 | | | | | | |
| | Commingled 56kbps Local Loop Zone 2 | | 2 | XDD4X | UDL56 | 34.55 | 126.53 | 88.85 | 60.68 | 14.64 | | | | | | |
| | Commingled 56kbps Local Loop Zone 3 | | 3 | XDD4X | UDL56 | 40.76 | 126.53 | 88.85 | 60.68 | 14.64 | | | | | | |

| UNBUNDLED NETWORK ELEMENTS - Mississippi | | | | | | | | | | | | Attachment 2 Exh A: | | | | | | | | |
|--|---------------|--|--|--|--|---------|------|-----|------|-----------|--|---------------------|--|--|----------------------------------|--------------------------------------|--|--|---|---|
| CATEGORY | RATE ELEMENTS | | | | | Interim | Zone | BCS | USOC | RATES(\$) | | | | | Svc Order Submitted Elec per LSR | Svc Order Submitted Manually per LSR | Incremental Charge - Manual Svc Order vs. Electronic-1st | Incremental Charge - Manual Svc Order vs. Electronic-Add'l | Incremental Charge - Manual Svc Order vs. Electronic-Disc 1st | Incremental Charge - Manual Svc Order vs. Electronic-Disc Add'l |
| | | | | | | | | | | | | | | | | | | | | |
| | | | | | | | | | | | | | | | | | | | | |
| | | | | | | | | | | | | | | | | | | | | |
| | | | | | | | | | | | | | | | | | | | | |
| | | | | | | | | | | | | | | | | | | | | |
| | | | | | | | | | | | | | | | | | | | | |
| | | | | | | | | | | | | | | | | | | | | |
| | | | | | | | | | | | | | | | | | | | | |
| | | | | | | | | | | | | | | | | | | | | |
| | | | | | | | | | | | | | | | | | | | | |
| | | | | | | | | | | | | | | | | | | | | |
| | | | | | | | | | | | | | | | | | | | | |
| | | | | | | | | | | | | | | | | | | | | |
| | | | | | | | | | | | | | | | | | | | | |
| | | | | | | | | | | | | | | | | | | | | |
| | | | | | | | | | | | | | | | | | | | | |
| | | | | | | | | | | | | | | | | | | | | |
| | | | | | | | | | | | | | | | | | | | | |
| | | | | | | | | | | | | | | | | | | | | |
| | | | | | | | | | | | | | | | | | | | | |
| | | | | | | | | | | | | | | | | | | | | |
| | | | | | | | | | | | | | | | | | | | | |
| | | | | | | | | | | | | | | | | | | | | |
| | | | | | | | | | | | | | | | | | | | | |
| | | | | | | | | | | | | | | | | | | | | |
| | | | | | | | | | | | | | | | | | | | | |
| | | | | | | | | | | | | | | | | | | | | |
| | | | | | | | | | | | | | | | | | | | | |
| | | | | | | | | | | | | | | | | | | | | |
| | | | | | | | | | | | | | | | | | | | | |
| | | | | | | | | | | | | | | | | | | | | |
| | | | | | | | | | | | | | | | | | | | | |
| | | | | | | | | | | | | | | | | | | | | |
| | | | | | | | | | | | | | | | | | | | | |
| | | | | | | | | | | | | | | | | | | | | |
| | | | | | | | | | | | | | | | | | | | | |
| | | | | | | | | | | | | | | | | | | | | |
| | | | | | | | | | | | | | | | | | | | | |
| | | | | | | | | | | | | | | | | | | | | |
| | | | | | | | | | | | | | | | | | | | | |
| | | | | | | | | | | | | | | | | | | | | |
| | | | | | | | | | | | | | | | | | | | | |
| | | | | | | | | | | | | | | | | | | | | |
| | | | | | | | | | | | | | | | | | | | | |
| | | | | | | | | | | | | | | | | | | | | |
| | | | | | | | | | | | | | | | | | | | | |
| | | | | | | | | | | | | | | | | | | | | |
| | | | | | | | | | | | | | | | | | | | | |
| | | | | | | | | | | | | | | | | | | | | |
| | | | | | | | | | | | | | | | | | | | | |
| | | | | | | | | | | | | | | | | | | | | |
| | | | | | | | | | | | | | | | | | | | | |
| | | | | | | | | | | | | | | | | | | | | |
| | | | | | | | | | | | | | | | | | | | | |
| | | | | | | | | | | | | | | | | | | | | |
| | | | | | | | | | | | | | | | | | | | | |
| | | | | | | | | | | | | | | | | | | | | |
| | | | | | | | | | | | | | | | | | | | | |
| | | | | | | | | | | | | | | | | | | | | |
| | | | | | | | | | | | | | | | | | | | | |
| | | | | | | | | | | | | | | | | | | | | |
| | | | | | | | | | | | | | | | | | | | | |
| | | | | | | | | | | | | | | | | | | | | |
| | | | | | | | | | | | | | | | | | | | | |
| | | | | | | | | | | | | | | | | | | | | |
| | | | | | | | | | | | | | | | | | | | | |

| UNBUNDLED NETWORK ELEMENTS - North Carolina | | | | | | | | | | | Attachment: 2 Exh A | | | | | |
|--|--|---|------------|------|---|--------|-----------|--------------|-------|-------------------------|---|---|--|--|---|---|
| CATEGORY | RATE ELEMENTS | | Inter m | Zone | BCS | USOC | RATES(\$) | | | | Svc Order Submitted Elec per LSR | Svc Order Submitted Manually per LSR | Incremental Charge - Manual Svc Order vs. Electronic- 1st | Incremental Charge - Manual Svc Order vs. Electronic- Add'l | Incremental Charge - Manual Svc Order vs. Electronic- Disc 1st | Incremental Charge - Manual Svc Order vs. Electronic- Disc Add'l |
| | | | | | | | Rec | Nonrecurring | | Nonrecurring Disconnect | | OSS Rates(\$) | | | | |
| | | | | | | | | First | Add'l | First | Add'l | SOME C | SOMAN | SOMAN | SOMAN | SOMAN |
| The "Zone" shown in the sections for stand-alone loops or loops as part of a combination refers to Geographically Deaveraged UNE Zones. To view Geographically Deaveraged UNE Zone Designations by Central Office, refer to internet Website: http://www.interconnection.bellsouth.com/become_a_clec/html/interconnection.htm | | | | | | | | | | | | | | | | |
| OPERATIONS SUPPORT SYSTEMS (OSS) - "REGIONAL RATES" | | | | | | | | | | | | | | | | |
| | NOTE: (1) CLEC should contact its contract negotiator if it prefers the "state specific" OSS charges as ordered by the State Commissions. The OSS charges currently contained in this rate exhibit are the BellSouth "regional" service ordering charges. CLEC may elect either the state specific Commission ordered rates for the service ordering charges, or CLEC may elect the regional service ordering charge, however, CLEC can not obtain a mixture of the two regardless if CLEC has a interconnection contract established in each of the 9 states. | | | | | | | | | | | | | | | |
| | NOTE: (2) Any element that can be ordered electronically will be billed according to the SOME C rate listed in this category. Please refer to BellSouth's Local Ordering Handbook (LOH) to determine if a product can be ordered electronically. For those elements that cannot be ordered electronically at present per the LOH, the listed SOME C rate in this category reflects the charge that would be billed to a CLEC once electronic ordering capabilities come on-line for that element. Otherwise, the manual ordering charge, SOMAN, will be applied to a CLECs bill when it submits an LSR to BellSouth. | | | | | | | | | | | | | | | |
| | | OSS - Electronic Service Order Charge, Per Local Service Request (LSR) - UNE Only | | | | SOME C | | 3.50 | 0.00 | 3.50 | 0.00 | | | | | |
| | | OSS - Manual Service Order Charge, Per Local Service Request (LSR) - UNE Only | | | | SOMAN | | 15.20 | 0.00 | 15.20 | 0.00 | | | | | |
| UNE SERVICE DATE ADVANCEMENT CHARGE | | | | | | | | | | | | | | | | |
| | NOTE: The Expedite charge will be maintained commensurate with BellSouth's FCC No.1 Tariff, Section 5 as applicable. | | | | | | | | | | | | | | | |
| | | | | | UAL, UEANL, UCL, UEF, UDF, UEQ, UDL, UENTW, UDN, UEA, UHL, ULC, USL, U1T12, U1T48, U1TD1, U1TD3, U1TDX, U1TO3, U1TS1, U1TVX, UC1BC, UC1BL, UC1CC, UC1CL, UC1DC, UC1DL, UC1EC, UC1EL, UC1FC, UC1FL, UC1GC, UC1GL, UC1HC, UC1HL, UDL12, UDL48, UDLO3, UDLSX, UE3, ULD12, ULD48, ULDD1, ULDD3, ULDDX, ULDO3, ULDS1, ULDVX, UNC1X, UNC3X, UNCDX, UNCNX, UNCSX, UNCVX, UNLD1, UNLD3, UXTD1, UXTD3, UXTS1, U1TUC, U1TUD, U1TUB, U1TUA,NTCVG, NTCUD, NTCD1 | SDASP | 200.00 | | | | | | | | | |
| ORDER MODIFICATION CHARGE | | | | | | | | | | | | | | | | |
| | | Order Modification Charge (OMC) | | | | | | 26.21 | 0.00 | 0.00 | 0.00 | | | | | |
| | | Order Modification Additional Dispatch Charge (OMCAD) | | | | | | 0.00 | 0.00 | 0.00 | 0.00 | | | | | |
| UNBUNDLED EXCHANGE ACCESS LOOP | | | | | | | | | | | | | | | | |
| 2-WIRE ANALOG VOICE GRADE LOOP | | | | | | | | | | | | | | | | |
| | | 2-Wire Analog Voice Grade Loop - Service Level 1- Zone 1 | | 1 | UEANL | UEAL2 | 10.82 | 36.54 | 16.87 | | | | | | | |
| | | 2-Wire Analog Voice Grade Loop - Service Level 1- Zone 2 | | 2 | UEANL | UEAL2 | 16.21 | 36.54 | 16.87 | | | | | | | |
| | | 2-Wire Analog Voice Grade Loop - Service Level 1- Zone 3 | | 3 | UEANL | UEAL2 | 24.08 | 36.54 | 16.87 | | | | | | | |
| | | 2-Wire Analog Voice Grade Loop - Service Level 1- Zone 1 | | 1 | UEANL | UEASL | 10.82 | 36.54 | 16.87 | | | | | | | |
| | | 2-Wire Analog Voice Grade Loop - Service Level 1- Zone 2 | | 2 | UEANL | UEASL | 16.21 | 36.54 | 16.87 | | | | | | | |
| | | 2-Wire Analog Voice Grade Loop - Service Level 1- Zone 3 | | 3 | UEANL | UEASL | 24.08 | 36.54 | 16.87 | | | | | | | |

UNBUNDLED NETWORK ELEMENTS - North Carolina

| CATEGORY | | RATE ELEMENTS | Interi m | Zone | BCS | USOC | RATES(\$) | | | | Svc Order Submitted Elec per LSR | Svc Order Submitted Manually per LSR | Incremental Charge - Manual Svc Order vs. Electronic- 1st | Incremental Charge - Manual Svc Order vs. Electronic- Add'l | Incremental Charge - Manual Svc Order vs. Electronic- Disc 1st | Incremental Charge - Manual Svc Order vs. Electronic- Disc Add'l |
|----------|--|--|-------------|------|-------|--------|-----------|--------------|-------|-------------------------|---|---|--|--|---|---|
| | | | | | | | Rec | Nonrecurring | | Nonrecurring Disconnect | | OSS Rates(\$) | | | | |
| | | | | | | | | First | Add'l | First | Add'l | SOMEc | SOMAN | SOMAN | SOMAN | SOMAN |
| | | Tag Loop at End User Premise | | | UEANL | URETL | | 8.93 | 0.88 | | | | | | | |
| | | Loop Testing - Basic 1st Half Hour | | | UEANL | URET1 | | 33.17 | 0.00 | | | | | | | |
| | | Loop Testing - Basic Additional Half Hour | | | UEANL | URETA | | 19.28 | 19.28 | | | | | | | |
| | | Manual Order Coordination for UVL-SL1s (per loop) | | | UEANL | UEAMC | | 7.92 | 7.92 | | | | | | | |
| | | Order Coordination for Specified Conversion Time for UVL-SL1 (per LSR) | | | UEANL | OCOSL | | 17.56 | | | | | | | | |
| | | Unbundled Non-Design Voice Loop, billing for BST providing make-up (Engineering Information - E.I.) | | | UEANL | UEANM | | 13.04 | 13.04 | | | | | | | |
| | | CLEC to CLEC Conversion Charge Without Outside Dispatch (UVL-SL1) | | | UEANL | UREWO | | 15.74 | 8.92 | | | | | | | |
| | | Bulk Migration, per 2 Wire Voice Loop-SL1 | | | UEANL | UREPN | | 36.54 | 16.87 | | | | | | | |
| | | Bulk Migration Order Coordination, per 2 Wire Voice Loop-SL1 | | | UEANL | UREPM | | 7.92 | 7.92 | | | | | | | |
| | | 2-WIRE Unbundled COPPER LOOP | | | | | | | | | | | | | | |
| | | 2-Wire Unbundled Copper Loop - Non-Designed Zone 1 | | 1 | UEQ | UEQ2X | 10.93 | 35.27 | 15.60 | | | | | | | |
| | | 2 Wire Unbundled Copper Loop - Non-Designed - Zone 2 | | 2 | UEQ | UEQ2X | 12.75 | 35.27 | 15.60 | | | | | | | |
| | | 2 Wire Unbundled Copper Loop - Non-Designed - Zone 3 | | 3 | UEQ | UEQ2X | 13.92 | 35.27 | 15.60 | | | | | | | |
| | | Tag Loop at End User Premise | | | UEQ | URETL | | 8.93 | 0.88 | | | | | | | |
| | | Loop Testing - Basic 1st Half Hour | | | UEQ | URET1 | | 33.17 | 0.00 | | | | | | | |
| | | Loop Testing - Basic Additional Half Hour | | | UEQ | URETA | | 19.28 | 19.28 | | | | | | | |
| | | Manual Order Coordination 2 Wire Unbundled Copper Loop - Non-Designed (per loop) | | | UEQ | USBMC | | 7.92 | 7.92 | | | | | | | |
| | | Unbundled Copper Loop - Non-Design, billing for BST providing make-up (Engineering Information - E.I.) | | | UEQ | UEQMU | | 13.04 | 13.04 | | | | | | | |
| | | CLEC to CLEC Conversion Charge Without Outside Dispatch (UCL-ND) | | | UEQ | UREWO | | 14.23 | 7.41 | | | | | | | |
| | | Bulk Migration, per 2 Wire UCL-ND | | | UEQ | UREPN | | 35.27 | 15.60 | | | | | | | |
| | | Bulk Migration Order Coordination, per 2 Wire UCL-ND | | | UEQ | UREPM | | 7.92 | 7.92 | | | | | | | |
| | | UNBUNDLED EXCHANGE ACCESS LOOP | | | | | | | | | | | | | | |
| | | 2-WIRE ANALOG VOICE GRADE LOOP | | | | | | | | | | | | | | |
| | | 2-Wire Analog Voice Grade Loop - Service Level 2 w/Loop or Ground Start Signaling - Zone 1 | | 1 | UEA | UEAL2 | 11.96 | 102.10 | 65.72 | | | | | | | |
| | | 2-Wire Analog Voice Grade Loop - Service Level 2 w/Loop or Ground Start Signaling - Zone 2 | | 2 | UEA | UEAL2 | 17.36 | 102.10 | 65.72 | | | | | | | |
| | | 2-Wire Analog Voice Grade Loop - Service Level 2 w/Loop or Ground Start Signaling - Zone 3 | | 3 | UEA | UEAL2 | 25.23 | 102.10 | 65.72 | | | | | | | |
| | | 2-Wire Analog Voice Grade Loop - Service Level 2 w/Reverse Battery Signaling - Zone 1 | | 1 | UEA | UEAR2 | 11.96 | 102.10 | 65.72 | | | | | | | |
| | | 2-Wire Analog Voice Grade Loop - Service Level 2 w/Reverse Battery Signaling - Zone 2 | | 2 | UEA | UEAR2 | 17.36 | 102.10 | 65.72 | | | | | | | |
| | | 2-Wire Analog Voice Grade Loop - Service Level 2 w/Reverse Battery Signaling - Zone 3 | | 3 | UEA | UEAR2 | 25.23 | 102.10 | 65.72 | | | | | | | |
| | | Switch-As-Is Conversion rate per UNE Loop, Single LSR, (per DS0) | | | UEA | URES L | | 25.03 | 3.53 | | | | | | | |
| | | Switch-As-Is Conversion rate per UNE Loop, Spreadsheet, (per DS0) | | | UEA | URES P | | 26.52 | 5.02 | | | | | | | |
| | | CLEC to CLEC Conversion Charge without outside dispatch | | | UEA | UREWO | | 87.49 | 36.26 | | | | | | | |
| | | Loop Tagging - Service Level 2 (SL2) | | | UEA | URETL | | 11.20 | 1.10 | | | | | | | |
| | | Bulk Migration, per 2 Wire Voice Loop-SL2 | | | UEA | UREPN | | 102.10 | 65.72 | | | | | | | |
| | | Bulk Migration Order Coordination, per 2 Wire Voice Loop-SL2 | | | UEA | UREPM | | 0.00 | 0.00 | | | | | | | |
| | | 4-WIRE ANALOG VOICE GRADE LOOP | | | | | | | | | | | | | | |
| | | 4-Wire Analog Voice Grade Loop - Zone 1 | | 1 | UEA | UEAL4 | 19.52 | 127.40 | 91.02 | | | | | | | |
| | | 4-Wire Analog Voice Grade Loop - Zone 2 | | 2 | UEA | UEAL4 | 24.74 | 127.40 | 91.02 | | | | | | | |
| | | 4-Wire Analog Voice Grade Loop - Zone 3 | | 3 | UEA | UEAL4 | 46.11 | 127.40 | 91.02 | | | | | | | |
| | | Switch-As-Is Conversion rate per UNE Loop, Single LSR, (per DS0) | | | UEA | URES L | | 25.03 | 3.53 | | | | | | | |
| | | Switch-As-Is Conversion rate per UNE Loop, Spreadsheet, (per DS0) | | | UEA | URES P | | 26.52 | 5.02 | | | | | | | |
| | | CLEC to CLEC Conversion Charge without outside dispatch | | | UEA | UREWO | | 87.49 | 36.26 | | | | | | | |
| | | 2-WIRE ISDN DIGITAL GRADE LOOP | | | | | | | | | | | | | | |

| UNBUNDLED NETWORK ELEMENTS - North Carolina | | | | | | | | | | | Attachment: 2 Exh A | | | | | |
|---|---|---------|------|-----|-------|-----------|--------------|--------|-------------------------|----------------------------------|--------------------------------------|--|--|---|---|---------------|
| CATEGORY | RATE ELEMENTS | Interim | Zone | BCS | USOC | RATES(\$) | | | | Svc Order Submitted Elec per LSR | Svc Order Submitted Manually per LSR | Incremental Charge - Manual Svc Order vs. Electronic-1st | Incremental Charge - Manual Svc Order vs. Electronic-Add'l | Incremental Charge - Manual Svc Order vs. Electronic-Disc 1st | Incremental Charge - Manual Svc Order vs. Electronic-Disc Add'l | |
| | | | | | | Rec | Nonrecurring | | Nonrecurring Disconnect | | | | | | | OSS Rates(\$) |
| | | | | | | | First | Add'l | First | Add'l | SOMEc | SOMAN | SOMAN | SOMAN | SOMAN | SOMAN |
| | 2-Wire ISDN Digital Grade Loop - Zone 1 | | 1 | UDN | U1L2X | 19.78 | 113.34 | 76.96 | | | | | | | | |
| | 2-Wire ISDN Digital Grade Loop - Zone 2 | | 2 | UDN | U1L2X | 26.16 | 113.34 | 76.96 | | | | | | | | |
| | 2-Wire ISDN Digital Grade Loop - Zone 3 | | 3 | UDN | U1L2X | 35.37 | 113.34 | 76.96 | | | | | | | | |
| | CLEC to CLEC Conversion Charge without outside dispatch | | | UDN | UREWO | | 91.39 | 44.04 | | | | | | | | |
| 2-WIRE ASYMMETRICAL DIGITAL SUBSCRIBER LINE (ADSL) COMPATIBLE LOOP | | | | | | | | | | | | | | | | |
| | 2 Wire Unbundled ADSL Loop including manual service inquiry & facility reservation - Zone 1 | | 1 | UAL | UAL2X | 10.14 | 117.08 | 68.36 | | | | | | | | |
| | 2 Wire Unbundled ADSL Loop including manual service inquiry & facility reservation - Zone 2 | | 2 | UAL | UAL2X | 11.59 | 117.08 | 68.36 | | | | | | | | |
| | 2 Wire Unbundled ADSL Loop including manual service inquiry & facility reservation - Zone 3 | | 3 | UAL | UAL2X | 12.28 | 117.08 | 68.36 | | | | | | | | |
| | 2 Wire Unbundled ADSL Loop without manual service inquiry & facility reservaton - Zone 1 | | 1 | UAL | UAL2W | 10.14 | 92.83 | 56.02 | | | | | | | | |
| | 2 Wire Unbundled ADSL Loop without manual service inquiry & facility reservaton - Zone 2 | | 2 | UAL | UAL2W | 11.59 | 92.83 | 56.02 | | | | | | | | |
| | 2 Wire Unbundled ADSL Loop without manual service inquiry & facility reservaton - Zone 3 | | 3 | UAL | UAL2W | 12.28 | 92.83 | 56.02 | | | | | | | | |
| | CLEC to CLEC Conversion Charge without outside dispatch | | | UAL | UREWO | | 78.06 | 32.38 | | | | | | | | |
| 2-WIRE HIGH BIT RATE DIGITAL SUBSCRIBER LINE (HDSL) COMPATIBLE LOOP | | | | | | | | | | | | | | | | |
| | 2 Wire Unbundled HDSL Loop including manual service inquiry & facility reservation - Zone 1 | | 1 | UHL | UHL2X | 7.95 | 125.50 | 76.77 | | | | | | | | |
| | 2 Wire Unbundled HDSL Loop including manual service inquiry & facility reservation - Zone 2 | | 2 | UHL | UHL2X | 9.15 | 125.50 | 76.77 | | | | | | | | |
| | 2 Wire Unbundled HDSL Loop including manual service inquiry & facility reservation - Zone 3 | | 3 | UHL | UHL2X | 9.53 | 125.50 | 76.77 | | | | | | | | |
| | 2 Wire Unbundled HDSL Loop without manual service inquiry and facility reservation - Zone 1 | | 1 | UHL | UHL2W | 7.95 | 101.24 | 64.43 | | | | | | | | |
| | 2 Wire Unbundled HDSL Loop without manual service inquiry and facility reservation - Zone 2 | | 2 | UHL | UHL2W | 9.15 | 101.24 | 64.43 | | | | | | | | |
| | 2 Wire Unbundled HDSL Loop without manual service inquiry and facility reservation - Zone 3 | | 3 | UHL | UHL2W | 9.53 | 101.24 | 64.43 | | | | | | | | |
| | CLEC to CLEC Conversion Charge without outside dispatch | | | UHL | UREWO | | 78.00 | 32.38 | | | | | | | | |
| 4-WIRE HIGH BIT RATE DIGITAL SUBSCRIBER LINE (HDSL) COMPATIBLE LOOP | | | | | | | | | | | | | | | | |
| | 4 Wire Unbundled HDSL Loop including manual service inquiry and facility reservation - Zone 1 | | 1 | UHL | UHL4X | 11.01 | 153.26 | 104.54 | | | | | | | | |
| | 4-Wire Unbundled HDSL Loop including manual service inquiry and facility reservation - Zone 2 | | 2 | UHL | UHL4X | 12.20 | 153.26 | 104.54 | | | | | | | | |
| | 4-Wire Unbundled HDSL Loop including manual service inquiry and facility reservation - Zone 3 | | 3 | UHL | UHL4X | 13.49 | 153.26 | 104.54 | | | | | | | | |
| | 4-Wire Unbundled HDSL Loop without manual service inquiry and facility reservation - Zone 1 | | 1 | UHL | UHL4W | 11.01 | 129.00 | 92.20 | | | | | | | | |
| | 4-Wire Unbundled HDSL Loop without manual service inquiry and facility reservation - Zone 2 | | 2 | UHL | UHL4W | 12.20 | 129.00 | 92.20 | | | | | | | | |
| | 4-Wire Unbundled HDSL Loop without manual service inquiry and facility reservation - Zone 3 | | 3 | UHL | UHL4W | 13.49 | 129.00 | 92.20 | | | | | | | | |
| | CLEC to CLEC Conversion Charge without outside dispatch | | | UHL | UREWO | | 78.00 | 32.38 | | | | | | | | |
| 4-WIRE DS1 DIGITAL LOOP | | | | | | | | | | | | | | | | |
| | 4-Wire DS1 Digital Loop - Zone 1 | | 1 | USL | USLXX | 63.62 | 245.16 | 152.98 | | | | | | | | |
| | 4-Wire DS1 Digital Loop - Zone 2 | | 2 | USL | USLXX | 104.40 | 245.16 | 152.98 | | | | | | | | |
| | 4-Wire DS1 Digital Loop - Zone 3 | | 3 | USL | USLXX | 210.22 | 245.16 | 152.98 | | | | | | | | |
| | Switch-As-Is Conversion rate per UNE Loop, Single LSR, (per DS1) | | | USL | URES | | 25.03 | 3.53 | | | | | | | | |
| | Switch-As-Is Conversion rate per UNE Loop, Spreadsheet, (per DS1) | | | USL | URESP | | 26.52 | 5.02 | | | | | | | | |
| | CLEC to CLEC Conversion Charge without outside dispatch | | | USL | UREWO | | 100.82 | 42.93 | | | | | | | | |
| 4-WIRE 19.2, 56 OR 64 KBPS DIGITAL GRADE LOOP | | | | | | | | | | | | | | | | |
| | 4 Wire Unbundled Digital Loop 2.4 Kbps - Zone 1 | | 1 | UDL | UDL2X | 21.98 | 121.86 | 85.48 | | | | | | | | |
| | 4 Wire Unbundled Digital Loop 2.4 Kbps - Zone 2 | | 2 | UDL | UDL2X | 27.58 | 121.86 | 85.48 | | | | | | | | |
| | 4 Wire Unbundled Digital Loop 2.4 Kbps - Zone3 | | 3 | UDL | UDL2X | 43.08 | 121.86 | 85.48 | | | | | | | | |

| UNBUNDLED NETWORK ELEMENTS - North Carolina | | | | | | | | | | | Attachment: 2 Exh A | | | | | |
|---|--|--|---------|------|------------------------------|-------|-----------|--------------|-------|----------------------------------|--------------------------------------|--|--|---|---|-------|
| CATEGORY | | RATE ELEMENTS | Interim | Zone | BCS | USOC | RATES(\$) | | | Svc Order Submitted Elec per LSR | Svc Order Submitted Manually per LSR | Incremental Charge - Manual Svc Order vs. Electronic-1st | Incremental Charge - Manual Svc Order vs. Electronic-Add'l | Incremental Charge - Manual Svc Order vs. Electronic-Disc 1st | Incremental Charge - Manual Svc Order vs. Electronic-Disc Add'l | |
| | | | | | | | | | | | | | | | | |
| | | | | | | | Rec | Nonrecurring | | Nonrecurring Disconnect | | OSS Rates(\$) | | | | |
| | | | | | | | | First | Add'l | First | Add'l | SOMEc | SOMAN | SOMAN | SOMAN | SOMAN |
| | | 4 Wire Unbundled Digital Loop 4.8 Kbps -Zone 1 | | 1 | UDL | UDL4X | 21.98 | 121.86 | 85.48 | | | | | | | |
| | | 4 Wire Unbundled Digital Loop 4.8 Kbps - Zone 2 | | 2 | UDL | UDL4X | 27.58 | 121.86 | 85.48 | | | | | | | |
| | | 4 Wire Unbundled Digital Loop 4.8 Kbps - Zone 3 | | 3 | UDL | UDL4X | 43.08 | 121.86 | 85.48 | | | | | | | |
| | | 4 Wire Unbundled Digital Loop 9.6 Kbps - Zone 1 | | 1 | UDL | UDL9X | 21.98 | 121.86 | 85.48 | | | | | | | |
| | | 5 Wire Unbundled Digital Loop 9.6 Kbps - Zone 2 | | 2 | UDL | UDL9X | 27.58 | 121.86 | 85.48 | | | | | | | |
| | | 6 Wire Unbundled Digital Loop 9.6 Kbps - Zone 3 | | 3 | UDL | UDL9X | 43.08 | 121.86 | 85.48 | | | | | | | |
| | | 4 Wire Unbundled Digital 19.2 Kbps - Zone 1 | | 1 | UDL | UDL19 | 21.98 | 121.86 | 85.48 | | | | | | | |
| | | 4 Wire Unbundled Digital 19.2 Kbps - Zone 2 | | 2 | UDL | UDL19 | 27.58 | 121.86 | 85.48 | | | | | | | |
| | | 4 Wire Unbundled Digital 19.2 Kbps - Zone 3 | | 3 | UDL | UDL19 | 43.08 | 121.86 | 85.48 | | | | | | | |
| | | 4 Wire Unbundled Digital Loop 56 Kbps - Zone 1 | | 1 | UDL | UDL56 | 21.98 | 121.86 | 85.48 | | | | | | | |
| | | 4 Wire Unbundled Digital Loop 56 Kbps - Zone 2 | | 2 | UDL | UDL56 | 27.58 | 121.86 | 85.48 | | | | | | | |
| | | 4 Wire Unbundled Digital Loop 56 Kbps - Zone 3 | | 3 | UDL | UDL56 | 43.08 | 121.86 | 85.48 | | | | | | | |
| | | 4 Wire Unbundled Digital Loop 64 Kbps - Zone 1 | | 1 | UDL | UDL64 | 21.98 | 121.86 | 85.48 | | | | | | | |
| | | 4 Wire Unbundled Digital Loop 64 Kbps - Zone 2 | | 2 | UDL | UDL64 | 27.58 | 121.86 | 85.48 | | | | | | | |
| | | 4 Wire Unbundled Digital Loop 64 Kbps - Zone 3 | | 3 | UDL | UDL64 | 43.08 | 121.86 | 85.48 | | | | | | | |
| | | Switch-As-Is Conversion rate per UNE Loop, Single LSR, (per DS0) | | | UDL | URES | | 25.03 | 3.53 | | | | | | | |
| | | Switch-As-Is Conversion rate per UNE Loop, Spreadsheet, (per DS0) | | | UDL | URESP | | 26.52 | 5.02 | | | | | | | |
| | | CLEC to CLEC Conversion Charge without outside dispatch | | | UDL | UREWO | | 101.86 | 49.62 | | | | | | | |
| | | 2-WIRE Unbundled COPPER LOOP | | | | | | | | | | | | | | |
| | | 2-Wire Unbundled Copper Loop-Designed including manual service inquiry & facility reservation - Zone 1 | | 1 | UCL | UCLPB | 10.14 | 116.18 | 67.46 | | | | | | | |
| | | 2-Wire Unbundled Copper Loop-Designed including manual service inquiry & facility reservation - Zone 2 | | 2 | UCL | UCLPB | 11.59 | 116.18 | 67.46 | | | | | | | |
| | | 2 Wire Unbundled Copper Loop-Designed including manual service inquiry & facility reservation - Zone 3 | | 3 | UCL | UCLPB | 12.28 | 116.18 | 67.46 | | | | | | | |
| | | 2-Wire Unbundled Copper Loop-Designed without manual service inquiry and facility reservation - Zone 1 | | 1 | UCL | UCLPW | 10.14 | 91.92 | 55.12 | | | | | | | |
| | | 2-Wire Unbundled Copper Loop-Designed without manual service inquiry and facility reservation - Zone 2 | | 2 | UCL | UCLPW | 11.59 | 91.92 | 55.12 | | | | | | | |
| | | 2-Wire Unbundled Copper Loop-Designed without manual service inquiry and facility reservation - Zone 3 | | 3 | UCL | UCLPW | 12.28 | 91.92 | 55.12 | | | | | | | |
| | | Order Coordination for Unbundled Copper Loops (per loop) | | | UCL | UCLMC | | 61.38 | 61.38 | | | | | | | |
| | | CLEC to CLEC Conversion Charge without outside dispatch (UCL-Des) | | | UCL | UREWO | | 89.06 | 34.45 | | | | | | | |
| | | 4-WIRE COPPER LOOP | | | | | | | | | | | | | | |
| | | 4-Wire Copper Loop including manual service inquiry and facility reservation - Zone 1 | | 1 | UCL | UCL4S | 13.10 | 139.69 | 90.96 | | | | | | | |
| | | 4-Wire Copper Loop including manual service inquiry and facility reservation - Zone 2 | | 2 | UCL | UCL4S | 15.17 | 139.69 | 90.96 | | | | | | | |
| | | 4-Wire Copper Loop including manual service inquiry and facility reservation - Zone 3 | | 3 | UCL | UCL4S | 17.03 | 139.69 | 90.96 | | | | | | | |
| | | 4-Wire Copper Loop without manual service inquiry and facility reservation - Zone 1 | | 1 | UCL | UCL4W | 13.10 | 115.43 | 78.63 | | | | | | | |
| | | 4-Wire Copper Loop without manual service inquiry and facility reservation - Zone 2 | | 2 | UCL | UCL4W | 15.17 | 115.43 | 78.63 | | | | | | | |
| | | 4-Wire Copper Loop without manual service inquiry and facility reservation - Zone 3 | | 3 | UCL | UCL4W | 17.03 | 115.43 | 78.63 | | | | | | | |
| | | Order Coordination for Unbundled Copper Loops (per loop) | | | UCL | UCLMC | | 61.38 | 61.38 | | | | | | | |
| | | CLEC to CLEC Conversion Charge without outside dispatch (UCL-Des) | | | UCL | UREWO | | 89.06 | 34.45 | | | | | | | |
| | | Order Coordination for Specified Conversion Time (per LSR) | | | UEA, UDN, UAL, UHL, UDL, USL | OCOSL | | 17.56 | | | | | | | | |
| | | Rearrangements | | | | | | | | | | | | | | |
| | | EEL to UNE-L Retermination, per 2 Wire Unbundled Voice Loop-SL2 | | | UEA | UREEL | | 87.49 | 36.26 | | | | | | | |
| | | EEL to UNE-L Retermination, per 4 Wire Unbundled Voice Loop | | | UEA | UREEL | | 87.49 | 36.26 | | | | | | | |

UNBUNDLED NETWORK ELEMENTS - North Carolina

| CATEGORY | | RATE ELEMENTS | Interi m | Zone | BCS | USOC | RATES(\$) | | | | Svc Order Submitted Elec per LSR | Svc Order Submitted Manually per LSR | Incremental Charge - Manual Svc Order vs. Electronic- 1st | Incremental Charge - Manual Svc Order vs. Electronic- Add'l | Incremental Charge - Manual Svc Order vs. Electronic- Disc 1st | Incremental Charge - Manual Svc Order vs. Electronic- Disc Add'l |
|----------|--|--|-------------|------|-------|-------|-----------|--------------|--------|-------------------------|---|---|--|--|---|---|
| | | | | | | | Rec | Nonrecurring | | Nonrecurring Disconnect | | OSS Rates(\$) | | | | |
| | | | | | | | | First | Add'l | First | Add'l | SOMEc | SOMAN | SOMAN | SOMAN | SOMAN |
| | | EEL to UNE-L Retermination, per 2 Wire ISDN Loop | | | UDN | UREEL | | 91.39 | 44.04 | | | | | | | |
| | | EEL to UNE-L Retermination, per 4 Wire Unbundled Digital Loop | | | UDL | UREEL | | 101.86 | 49.62 | | | | | | | |
| | | EEL to UNE-L Retermination, per 4 Wire Unbundled DS1 Loop | | | USL | UREEL | | 100.82 | 42.93 | | | | | | | |
| | | UNE LOOP COMMINGLING | | | | | | | | | | | | | | |
| | | 2-WIRE ANALOG VOICE GRADE LOOP - COMMINGLING | | | | | | | | | | | | | | |
| | | 2-Wire Analog Voice Grade Loop - Service Level 2 w/Loop or Ground Start Signaling - Zone 1 | | 1 | NTCVG | UEAL2 | 11.96 | 102.10 | 65.72 | | | | | | | |
| | | 2-Wire Analog Voice Grade Loop - Service Level 2 w/Loop or Ground Start Signaling - Zone 2 | | 2 | NTCVG | UEAL2 | 17.36 | 102.10 | 65.72 | | | | | | | |
| | | 2-Wire Analog Voice Grade Loop - Service Level 2 w/Loop or Ground Start Signaling - Zone 3 | | 3 | NTCVG | UEAL2 | 25.23 | 102.10 | 65.72 | | | | | | | |
| | | 2-Wire Analog Voice Grade Loop - Service Level 2 w/Reverse Battery Signaling - Zone 1 | | 1 | NTCVG | UEAR2 | 11.96 | 102.10 | 65.72 | | | | | | | |
| | | 2-Wire Analog Voice Grade Loop - Service Level 2 w/Reverse Battery Signaling - Zone 2 | | 2 | NTCVG | UEAR2 | 17.36 | 102.10 | 65.72 | | | | | | | |
| | | 2-Wire Analog Voice Grade Loop - Service Level 2 w/Reverse Battery Signaling - Zone 3 | | 3 | NTCVG | UEAR2 | 25.23 | 102.10 | 65.72 | | | | | | | |
| | | Switch-As-Is Conversion rate per UNE Loop, Single LSR, (per DS0) | | | NTCVG | URES | | 25.03 | 3.53 | | | | | | | |
| | | Switch-As-Is Conversion rate per UNE Loop, Spreadsheet, (per DS0) | | | NTCVG | URESP | | 26.52 | 5.02 | | | | | | | |
| | | CLEC to CLEC Conversion Charge without outside dispatch Loop Tagging - Service Level 2 (SL2) | | | NTCVG | UREWO | | 87.49 | 36.26 | | | | | | | |
| | | | | | NTCVG | URETL | | 11.20 | 1.10 | | | | | | | |
| | | 4-WIRE ANALOG VOICE GRADE LOOP - COMMINGLING | | | | | | | | | | | | | | |
| | | 4-Wire Analog Voice Grade Loop - Zone 1 | | 1 | NTCVG | UEAL4 | 19.52 | 127.40 | 91.02 | | | | | | | |
| | | 4-Wire Analog Voice Grade Loop - Zone 2 | | 2 | NTCVG | UEAL4 | 24.74 | 127.40 | 91.02 | | | | | | | |
| | | 4-Wire Analog Voice Grade Loop - Zone 3 | | 3 | NTCVG | UEAL4 | 46.11 | 127.40 | 91.02 | | | | | | | |
| | | Switch-As-Is Conversion rate per UNE Loop, Single LSR, (per DS0) | | | NTCVG | URES | | 25.03 | 3.53 | | | | | | | |
| | | Switch-As-Is Conversion rate per UNE Loop, Spreadsheet, (per DS0) | | | NTCVG | URESP | | 26.52 | 5.02 | | | | | | | |
| | | CLEC to CLEC Conversion Charge without outside dispatch | | | NTCVG | UREWO | | 87.49 | 36.26 | | | | | | | |
| | | 4-WIRE DS1 DIGITAL LOOP | | | | | | | | | | | | | | |
| | | 4-Wire DS1 Digital Loop - Zone 1 | | 1 | NTCD1 | USLXX | 63.62 | 245.16 | 152.98 | | | | | | | |
| | | 4-Wire DS1 Digital Loop - Zone 2 | | 2 | NTCD1 | USLXX | 104.40 | 245.16 | 152.98 | | | | | | | |
| | | 4-Wire DS1 Digital Loop - Zone 3 | | 3 | NTCD1 | USLXX | 210.22 | 245.16 | 152.98 | | | | | | | |
| | | Switch-As-Is Conversion rate per UNE Loop, Single LSR, (per DS1) | | | NTCD1 | URES | | 25.03 | 3.53 | | | | | | | |
| | | Switch-As-Is Conversion rate per UNE Loop, Spreadsheet, (per DS1) | | | NTCD1 | URESP | | 26.52 | 5.02 | | | | | | | |
| | | CLEC to CLEC Conversion Charge without outside dispatch | | | NTCD1 | UREWO | | 100.82 | 42.93 | | | | | | | |
| | | 4-WIRE 19.2, 56 OR 64 KBPS DIGITAL GRADE LOOP | | | | | | | | | | | | | | |
| | | 4 Wire Unbundled Digital Loop 2.4 Kbps - Zone 1 | | 1 | NTCUD | UDL2X | 21.98 | 121.86 | 85.48 | | | | | | | |
| | | 4 Wire Unbundled Digital Loop 2.4 Kbps - Zone 2 | | 2 | NTCUD | UDL2X | 27.58 | 121.86 | 85.48 | | | | | | | |
| | | 4 Wire Unbundled Digital Loop 2.4 Kbps - Zone3 | | 3 | NTCUD | UDL2X | 43.08 | 121.86 | 85.48 | | | | | | | |
| | | 4 Wire Unbundled Digital Loop 4.8 Kbps -Zone 1 | | 1 | NTCUD | UDL4X | 21.98 | 121.86 | 85.48 | | | | | | | |
| | | 4 Wire Unbundled Digital Loop 4.8 Kbps - Zone 2 | | 2 | NTCUD | UDL4X | 27.58 | 121.86 | 85.48 | | | | | | | |
| | | 4 Wire Unbundled Digital Loop 4.8 Kbps - Zone 3 | | 3 | NTCUD | UDL4X | 43.08 | 121.86 | 85.48 | | | | | | | |
| | | 4 Wire Unbundled Digital Loop 9.6 Kbps - Zone 1 | | 1 | NTCUD | UDL9X | 21.98 | 121.86 | 85.48 | | | | | | | |
| | | 5 Wire Unbundled Digital Loop 9.6 Kbps - Zone 2 | | 2 | NTCUD | UDL9X | 27.58 | 121.86 | 85.48 | | | | | | | |
| | | 6 Wire Unbundled Digital Loop 9.6 Kbps - Zone 3 | | 3 | NTCUD | UDL9X | 43.08 | 121.86 | 85.48 | | | | | | | |
| | | 4 Wire Unbundled Digital 19.2 Kbps - Zone 1 | | 1 | NTCUD | UDL19 | 21.98 | 121.86 | 85.48 | | | | | | | |
| | | 4 Wire Unbundled Digital 19.2 Kbps - Zone 2 | | 2 | NTCUD | UDL19 | 27.58 | 121.86 | 85.48 | | | | | | | |
| | | 4 Wire Unbundled Digital 19.2 Kbps - Zone 3 | | 3 | NTCUD | UDL19 | 43.08 | 121.86 | 85.48 | | | | | | | |
| | | 4 Wire Unbundled Digital Loop 56 Kbps - Zone 1 | | 1 | NTCUD | UDL56 | 21.98 | 121.86 | 85.48 | | | | | | | |
| | | 4 Wire Unbundled Digital Loop 56 Kbps - Zone 2 | | 2 | NTCUD | UDL56 | 27.58 | 121.86 | 85.48 | | | | | | | |
| | | 4 Wire Unbundled Digital Loop 56 Kbps - Zone 3 | | 3 | NTCUD | UDL56 | 43.08 | 121.86 | 85.48 | | | | | | | |
| | | 4 Wire Unbundled Digital Loop 64 Kbps - Zone 1 | | 1 | NTCUD | UDL64 | 21.98 | 121.86 | 85.48 | | | | | | | |

| UNBUNDLED NETWORK ELEMENTS - North Carolina | | | | | | | | | | | Attachment: 2 Exh A | | | |
|---|---|---------|------|---|-------|-----------|--------------|-------|----------------------------------|--------------------------------------|--|--|---|---|
| CATEGORY | RATE ELEMENTS | Interim | Zone | BCS | USOC | RATES(\$) | | | Svc Order Submitted Elec per LSR | Svc Order Submitted Manually per LSR | Incremental Charge - Manual Svc Order vs. Electronic-1st | Incremental Charge - Manual Svc Order vs. Electronic-Add'l | Incremental Charge - Manual Svc Order vs. Electronic-Disc 1st | Incremental Charge - Manual Svc Order vs. Electronic-Disc Add'l |
| | | | | | | Rec | Nonrecurring | | Nonrecurring Disconnect | | OSS Rates(\$) | | | |
| | | | | | | | First | Add'l | First | Add'l | SOMEc | SOMAN | SOMAN | SOMAN |
| | 4 Wire Unbundled Digital Loop 64 Kbps - Zone 2 | | 2 | NTCUD | UDL64 | 27.58 | 121.86 | 85.48 | | | | | | |
| | 4 Wire Unbundled Digital Loop 64 Kbps - Zone 3 | | 3 | NTCUD | UDL64 | 43.08 | 121.86 | 85.48 | | | | | | |
| | Switch-As-Is Conversion rate per UNE Loop, Single LSR, (per DS0) | | | NTCUD | URES | | 25.03 | 3.53 | | | | | | |
| | Switch-As-Is Conversion rate per UNE Loop, Spreadsheet, (per DS0) | | | NTCUD | URESP | | 26.52 | 5.02 | | | | | | |
| | CLEC to CLEC Conversion Charge without outside dispatch | | | NTCUD | UREWO | | 101.86 | 49.62 | | | | | | |
| | Order Coordination for Specified Conversion Time (per LSR) | | | NTCVG, NTCUD, NTCDD1 | OCOSL | | 17.56 | | | | | | | |
| LOOP MODIFICATION | | | | | | | | | | | | | | |
| | Unbundled Loop Modification, Removal of Load Coils - 2 Wire pair less than or equal to 18k ft, per Unbundled Loop | | | UAL, UHL, UCL, UEQ, ULS, UEA, UEANL, UEPSR, UEPSB | ULM2L | | 0.00 | 0.00 | | | | | | |
| | Unbundled Loop Modification, Removal of Load Coils - 2 wire greater than 18k ft | | | UCL, ULS, UEQ | ULM2G | | 0.00 | 0.00 | | | | | | |
| | Unbundled Loop Modification Removal of Load Coils - 4 Wire less than or equal to 18K ft, per Unbundled Loop | | | UHL, UCL, UEA | ULM4L | | 0.00 | 0.00 | | | | | | |
| | Unbundled Loop Modification Removal of Load Coils - 4 Wire pair greater than 18k ft | | | UCL | ULM4G | | 0.00 | 0.00 | | | | | | |
| | Unbundled Loop Modification Removal of Bridged Tap Removal, per unbundled loop | | | UAL, UHL, UCL, UEQ, ULS, UEA, UEANL, UEPSR, UEPSB | ULMBT | | 12.15 | 12.15 | | | | | | |
| SUB-LOOPS | | | | | | | | | | | | | | |
| | Sub-Loop Distribution | | | | | | | | | | | | | |
| | Sub-Loop - Per Cross Box Location - CLEC Feeder Facility Set-Up | | | UEANL, UEF | USBSA | | 144.09 | | | | | | | |
| | Sub-Loop - Per Cross Box Location - Per 25 Pair Panel Set-Up | | | UEANL, UEF | USBSB | | 10.99 | 10.99 | | | | | | |
| | Sub-Loop - Per Building Equipment Room - CLEC Feeder Facility Set-Up | | | UEANL | USBSC | | 86.16 | | | | | | | |
| | Sub-Loop - Per Building Equipment Room - Per 25 Pair Panel Set-Up | | | UEANL | USBSD | | 27.13 | 27.13 | | | | | | |
| | Sub-Loop Distribution Per 2-Wire Analog Voice Grade Loop - Zone 1 | | 1 | UEANL | USBN2 | 6.70 | 63.89 | 30.06 | | | | | | |
| | Sub-Loop Distribution Per 2-Wire Analog Voice Grade Loop - Zone 2 | | 2 | UEANL | USBN2 | 9.93 | 63.89 | 30.06 | | | | | | |
| | Sub-Loop Distribution Per 2-Wire Analog Voice Grade Loop - Zone 3 | | 3 | UEANL | USBN2 | 12.79 | 63.89 | 30.06 | | | | | | |
| | Order Coordination for Unbundled Sub-Loops, per sub-loop pair | | | UEANL | USBMC | | 7.92 | 7.92 | | | | | | |
| | Sub-Loop Distribution Per 4-Wire Analog Voice Grade Loop - Zone 1 | | 1 | UEANL | USBN4 | 10.81 | 76.75 | 42.92 | | | | | | |
| | Sub-Loop Distribution Per 4-Wire Analog Voice Grade Loop - Zone 2 | | 2 | UEANL | USBN4 | 14.16 | 76.75 | 42.92 | | | | | | |
| | Sub-Loop Distribution Per 4-Wire Analog Voice Grade Loop - Zone 3 | | 3 | UEANL | USBN4 | 24.67 | 76.75 | 42.92 | | | | | | |
| | Order Coordination for Unbundled Sub-Loops, per sub-loop pair | | | UEANL | USBMC | | 7.92 | 7.92 | | | | | | |
| | Sub-Loop 2-Wire Intrabuilding Network Cable (INC) | | | UEANL | USBR2 | 2.34 | 51.48 | 17.65 | | | | | | |
| | Order Coordination for Unbundled Sub-Loops, per sub-loop pair | | | UEANL | USBMC | | 7.92 | 7.92 | | | | | | |
| | Sub-Loop 4-Wire Intrabuilding Network Cable (INC) | | | UEANL | USBR4 | 4.18 | 57.54 | 23.71 | | | | | | |
| | Order Coordination for Unbundled Sub-Loops, per sub-loop pair | | | UEANL | USBMC | | 7.92 | 7.92 | | | | | | |
| Service | Loop Testing - Basic 1st Half Hour | | | UEANL | URET1 | | 33.17 | 0.00 | | | | | | |
| | Loop Testing - Basic Additional Half Hour | | | UEANL | URETA | | 19.28 | 19.28 | | | | | | |
| | 2 Wire Copper Unbundled Sub-Loop Distribution - Zone 1 | | 1 | UEF | UCS2X | 5.43 | 63.89 | 30.06 | | | | | | |

| UNBUNDLED NETWORK ELEMENTS - North Carolina | | | | | | | | | | | | Attachment: 2 Exh A | | | |
|---|--|--|-------------|------|--|-------|-----------|--------------|-------|---|---|--|--|---|---|
| CATEGORY | RATE ELEMENTS | | Interi m | Zone | BCS | USOC | RATES(\$) | | | Svc Order Submitted Elec per LSR | Svc Order Submitted Manually per LSR | Incremental Charge - Manual Svc Order vs. Electronic- 1st | Incremental Charge - Manual Svc Order vs. Electronic- Add'l | Incremental Charge - Manual Svc Order vs. Electronic- Disc 1st | Incremental Charge - Manual Svc Order vs. Electronic- Disc Add'l |
| | | | | | | | Rec | Nonrecurring | | Nonrecurring Disconnect | | OSS Rates(\$) | | | |
| | | | | | | | | First | Add'l | First | Add'l | SOMEc | SOMAN | SOMAN | SOMAN |
| | | 2 Wire Copper Unbundled Sub-Loop Distribution - Zone 2 | | 2 | UEF | UCS2X | 8.04 | 63.89 | 30.06 | | | | | | |
| | | 2 Wire Copper Unbundled Sub-Loop Distribution - Zone 3 | | 3 | UEF | UCS2X | 9.79 | 63.89 | 30.06 | | | | | | |
| | | Order Coordination for Unbundled Sub-Loops, per sub-loop pair | | | UEF | USBMC | | 7.92 | 7.92 | | | | | | |
| | | 4 Wire Copper Unbundled Sub-Loop Distribution - Zone 1 | | 1 | UEF | UCS4X | 6.34 | 76.75 | 42.92 | | | | | | |
| | | 4 Wire Copper Unbundled Sub-Loop Distribution - Zone 2 | | 2 | UEF | UCS4X | 9.62 | 76.75 | 42.92 | | | | | | |
| | | 4 Wire Copper Unbundled Sub-Loop Distribution - Zone 3 | | 3 | UEF | UCS4X | 13.04 | 76.75 | 42.92 | | | | | | |
| | | Order Coordination for Unbundled Sub-Loops, per sub-loop pair | | | UEF | USBMC | | 7.92 | 7.92 | | | | | | |
| | | Loop Tagging Service Level 1, Unbundled Copper Loop, Non-Designed and Distribution Subloops | | | UEF, UEANL | URETL | | 8.93 | 0.88 | | | | | | |
| | | Loop Testing - Basic 1st Half Hour | | | UEF | URET1 | | 33.17 | 0.00 | | | | | | |
| | | Loop Testing - Basic Additional Half Hour | | | UEF | URETA | | 19.28 | 19.28 | | | | | | |
| | Unbundled Sub-Loop Modification | | | | | | | | | | | | | | |
| | | Unbundled Sub-Loop Modification - 2-W Copper Dist Load Coil/Equip Removal per 2-W PR | | | UEF | ULM2X | | 0.00 | 0.00 | | | | | | |
| | | Unbundled Sub-loop Modification - 4-W Copper Dist Load Coil/Equip Removal per 4-W PR | | | UEF | ULM4X | | 0.00 | 0.00 | | | | | | |
| | | Unbundled Loop Modification, Removal of Bridge Tap, per unbundled loop | | | UEF | ULMBT | | 224.55 | 4.29 | | | | | | |
| | Unbundled Network Terminating Wire (UNTW) | | | | | | | | | | | | | | |
| | | Unbundled Network Terminating Wire (UNTW) per Pair | | | UENTW | UENPP | 0.51 | 14.72 | 14.72 | | | | | | |
| | Network Interface Device (NID) | | | | | | | | | | | | | | |
| | | Network Interface Device (NID) - 1-2 lines | | | UENTW | UND12 | | 86.37 | 56.69 | | | | | | |
| | | Network Interface Device (NID) - 1-6 lines | | | UENTW | UND16 | | 127.93 | 98.21 | | | | | | |
| | | Network Interface Device Cross Connect - 2 W | | | UENTW | UNDC2 | | 5.73 | 5.73 | | | | | | |
| | | Network Interface Device Cross Connect - 4W | | | UENTW | UNDC4 | | 5.73 | 5.73 | | | | | | |
| UNE OTHER, PROVISIONING ONLY - NO RATE | | | | | | | | | | | | | | | |
| | | | | | UAL, UCL, UDC, UDL, UDN, UEA, UHL, UEANL, UEF, UEQ, UENTW, NTCVG, NTCUD, NTCDD1, USL | UNECN | 0.00 | 0.00 | | | | | | | |
| | | Unbundled Contact Name, Provisioning Only - no rate | | | USL, NTCDD1 | CCOSF | | 0.00 | | | | | | | |
| | | Unbundled DS1 Loop - Superframe Format Option - no rate | | | | | | | | | | | | | |
| | | Unbundled DS1 Loop - Expanded Superframe Format option - no rate | | | USL, NTCDD1 | CCOEF | | 0.00 | | | | | | | |
| | | NID - Dispatch and Service Order for NID installation | | | UENTW | UNDBX | 0.00 | 0.00 | | | | | | | |
| | | UNTW Circuit Establishment, Provisioning Only - No Rate | | | UENTW | UENCE | 0.00 | 0.00 | | | | | | | |
| LOOP MAKE-UP | | | | | | | | | | | | | | | |
| | | Loop Makeup - Preordering Without Reservation, per working or spare facility queried (Manual). | | | UMK | UMKLW | | 23.29 | 23.29 | | | | | | |
| | | Loop Makeup - Preordering With Reservation, per spare facility queried (Manual). | | | UMK | UMKLP | | 24.70 | 24.70 | | | | | | |
| | | Loop Makeup--With or Without Reservation, per working or spare facility queried (Mechanized) | | | UMK | UMKMQ | | 0.19 | 0.19 | | | | | | |
| LINE SPLITTING | | | | | | | | | | | | | | | |
| | END USER ORDERING-CENTRAL OFFICE BASED | | | | | | | | | | | | | | |
| | | Line Splitting - per line activation DLEC owned splitter | | | UEPSR UEPSB | UREOS | 0.61 | 15.53 | 7.79 | | | | | | |
| | | Line Splitting - per line activation BST owned - physical | | | UEPSR UEPSB | UREBP | 0.6409 | 17.97 | 10.29 | | | | | | |
| | | Line Splitting - per line activation BST owned - virtual | | | UEPSR UEPSB | UREBV | 0.6325 | 17.87 | 10.29 | | | | | | |
| | END USER ORDERING - REMOTE SITE LINE SPLITTING | | | | | | | | | | | | | | |
| UNBUNDLED EXCHANGE ACCESS LOOP | | | | | | | | | | | | | | | |
| 2-WIRE ANALOG VOICE GRADE LOOP | | | | | | | | | | | | | | | |
| | | 2 Wire Analog Voice Grade Loop-Service Level 1-Line Splitting-Zone 1 | | 1 | UEPSR UEPSB | UEALS | 10.82 | 36.54 | 16.87 | 0.00 | 0.00 | | | | |
| | | 2 Wire Analog Voice Grade Loop-Service Level 1-Line Splitting-Zone 1 | | 1 | UEPSR UEPSB | UEABS | 10.82 | 36.54 | 16.87 | 0.00 | 0.00 | | | | |

| UNBUNDLED NETWORK ELEMENTS - North Carolina | | | | | | | | | | | | Attachment: 2 Exh A | | | | |
|---|--|--|---------|------|-------------|-------|-----------|--------------|--------|-------------------------|----------------------------------|--------------------------------------|--|--|---|---|
| CATEGORY | | RATE ELEMENTS | Interim | Zone | BCS | USOC | RATES(\$) | | | | Svc Order Submitted Elec per LSR | Svc Order Submitted Manually per LSR | Incremental Charge - Manual Svc Order vs. Electronic-1st | Incremental Charge - Manual Svc Order vs. Electronic-Add'l | Incremental Charge - Manual Svc Order vs. Electronic-Disc 1st | Incremental Charge - Manual Svc Order vs. Electronic-Disc Add'l |
| | | | | | | | Rec | Nonrecurring | | Nonrecurring Disconnect | | | | | | |
| | | | | | | | First | Add'l | First | Add'l | SOMEc | SOMAN | SOMAN | SOMAN | SOMAN | SOMAN |
| | | 2 Wire Analog Voice Grade Loop- Service Level 1-Line Splitting-Zone 2 | | 2 | UEPSR UEPSB | UEALS | 16.21 | 36.54 | 16.87 | 0.00 | 0.00 | | | | | |
| | | 2 Wire Analog Voice Grade Loop- Service Level 1-Line Splitting-Zone 2 | | 2 | UEPSR UEPSB | UEABS | 16.21 | 36.54 | 16.87 | 0.00 | 0.00 | | | | | |
| | | 2 Wire Analog Voice Grade Loop-Service Level 1-Line Splitting-Zone 3 | | 3 | UEPSR UEPSB | UEALS | 24.08 | 36.54 | 16.87 | 0.00 | 0.00 | | | | | |
| | | 2 Wire Analog Voice Grade Loop-Service Level 1-Line Splitting-Zone 3 | | 3 | UEPSR UEPSB | UEABS | 24.08 | 36.54 | 16.87 | 0.00 | 0.00 | | | | | |
| | | PHYSICAL COLLOCATION | | | | | | | | | | | | | | |
| | | Physical Collocation-2 Wire Cross Connects (Loop) for Line Splitting | | | UEPSR UEPSB | PE1LS | 0.0309 | 19.77 | 14.95 | 0.00 | 0.00 | | | | | |
| | | VIRTUAL COLLOCATION | | | | | | | | | | | | | | |
| | | Virtual Collocation-2 Wire Cross Connects (Loop) for Line Splitting | | | UEPSR UEPSB | VE1LS | 0.0287 | 33.96 | 32.08 | 0.00 | 0.00 | | | | | |
| | | UNBUNDLED DEDICATED TRANSPORT | | | | | | | | | | | | | | |
| | | INTEROFFICE CHANNEL - DEDICATED TRANSPORT | | | | | | | | | | | | | | |
| | | Interoffice Channel - 2-Wire Voice Grade - per mile | | | U1TVX | 1L5XX | 0.0095 | | | | | | | | | |
| | | Interoffice Channel - 2-Wire Voice Grade - Facility Termination | | | U1TVX | U1TV2 | 12.12 | 39.36 | 26.62 | | | | | | | |
| | | Interoffice Channel - 2-Wire Voice Grade Rev Bat. - per mile | | | U1TVX | 1L5XX | 0.0095 | | | | | | | | | |
| | | Interoffice Channel - 2-Wire VG Rev Bat. - Facility Termination | | | U1TVX | U1TR2 | 12.12 | 39.36 | 26.62 | | | | | | | |
| | | Interoffice Channel - 4-Wire Voice Grade - per mile | | | U1TVX | 1L5XX | 0.0095 | | | | | | | | | |
| | | Interoffice Channel - 4-Wire Voice Grade - Facility Termination | | | U1TVX | U1TV4 | 10.19 | 39.36 | 26.62 | | | | | | | |
| | | Interoffice Channel - 56 kbps - per mile | | | U1TDX | 1L5XX | 0.0095 | | | | | | | | | |
| | | Interoffice Channel - 56 kbps - Facility Termination | | | U1TDX | U1TD5 | 7.47 | 39.37 | 26.62 | | | | | | | |
| | | Interoffice Channel - 64 kbps - per mile | | | U1TDX | 1L5XX | 0.0095 | | | | | | | | | |
| | | Interoffice Channel - 64 kbps - Facility Termination | | | U1TDX | U1TD6 | 7.47 | 39.37 | 26.62 | | | | | | | |
| | | Interoffice Channel - DS1 - per mile | | | U1TD1 | 1L5XX | 0.1938 | | | | | | | | | |
| | | Interoffice Channel - DS1 - Facility Termination | | | U1TD1 | U1TF1 | 31.06 | 86.69 | 79.44 | | | | | | | |
| | | Interoffice Channel - DS3 - per mile | | | U1TD3 | 1L5XX | 4.44 | | | | | | | | | |
| | | Interoffice Channel - DS3 - Facility Termination | | | U1TD3 | U1TF3 | 329.91 | 270.69 | 158.05 | | | | | | | |
| | | Interoffice Channel - STS-1 - per mile | | | U1TS1 | 1L5XX | 4.44 | | | | | | | | | |
| | | Interoffice Channel - STS-1 - Facility Termination | | | U1TS1 | U1TFS | 339.20 | 270.69 | 158.05 | | | | | | | |
| | | HIGH CAPACITY UNBUNDLED LOCAL LOOP | | | | | | | | | | | | | | |
| | | DS-3/STS-1 UNBUNDLED LOCAL LOOP - Stand Alone | | | | | | | | | | | | | | |
| | | DS3 Unbundled Local Loop - per mile | | | UE3 | 1L5ND | 12.95 | | | | | | | | | |
| | | DS3 Unbundled Local Loop - Facility Termination | | | UE3 | UE3PX | 229.90 | 438.46 | 256.30 | | | | | | | |
| | | STS-1Unbundled Local Loop - per mile | | | UDLSX | 1L5ND | 12.95 | | | | | | | | | |
| | | STS-1 Unbundled Local Loop - Facility Termination | | | UDLSX | UDLS1 | 257.82 | 438.46 | 256.30 | | | | | | | |
| | | UNBUNDLED DARK FIBER | | | | | | | | | | | | | | |
| | | Dark Fiber - Interoffice Transport, Per Four Fiber Strands, Per Route Mile Or Fraction Thereof | | | UDF, UDFCX | 1L5DF | 24.77 | | | | | | | | | |
| | | Dark Fiber - Interoffice Transport, Per Four Fiber Strands, Per Route Mile Or Fraction Thereof | | | UDF, UDFCX | UDF14 | | 620.60 | 133.88 | | | | | | | |
| | | ENHANCED EXTENDED LINK (EELs) | | | | | | | | | | | | | | |
| | | Network Elements Used in Combinations | | | | | | | | | | | | | | |
| | | 2-Wire VG Loop (SL2) in Combination - Zone 1 | | 1 | UNCVX | UEAL2 | 11.96 | 385.26 | 72.08 | | | | | | | |
| | | 2-Wire VG Loop (SL2) in Combination - Zone 2 | | 2 | UNCVX | UEAL2 | 17.36 | 385.26 | 72.08 | | | | | | | |
| | | 2-Wire VG Loop (SL2) in Combination - Zone 3 | | 3 | UNCVX | UEAL2 | 25.23 | 385.26 | 72.08 | | | | | | | |
| | | 4-Wire Analog Voice Grade Loop in Combination - Zone 1 | | 1 | UNCVX | UEAL4 | 19.52 | 385.26 | 72.08 | | | | | | | |
| | | 4-Wire Analog Voice Grade Loop in Combination - Zone 2 | | 2 | UNCVX | UEAL4 | 24.74 | 385.26 | 72.08 | | | | | | | |
| | | 4-Wire Analog Voice Grade Loop in Combination - Zone 3 | | 3 | UNCVX | UEAL4 | 46.11 | 385.26 | 72.08 | | | | | | | |
| | | 2-Wire ISDN Loop in Combination - Zone 1 | | 1 | UNCNX | U1L2X | 19.78 | 385.26 | 72.08 | | | | | | | |
| | | 2-Wire ISDN Loop in Combination - Zone 2 | | 2 | UNCNX | U1L2X | 26.16 | 385.26 | 72.08 | | | | | | | |
| | | 2-Wire ISDN Loop in Combination - Zone 3 | | 3 | UNCNX | U1L2X | 35.37 | 385.26 | 72.08 | | | | | | | |
| | | 4-Wire 56Kbps Digital Grade Loop in Combination - Zone 1 | | 1 | UNCDX | UDL56 | 21.98 | 385.26 | 72.08 | | | | | | | |
| | | 4-Wire 56Kbps Digital Grade Loop in Combination - Zone 2 | | 2 | UNCDX | UDL56 | 27.58 | 385.26 | 72.08 | | | | | | | |
| | | 4-Wire 56Kbps Digital Grade Loop in Combination - Zone 3 | | 3 | UNCDX | UDL56 | 43.08 | 385.26 | 72.08 | | | | | | | |

UNBUNDLED NETWORK ELEMENTS - North Carolina

| CATEGORY | | RATE ELEMENTS | Interi m | Zone | BCS | USOC | RATES(\$) | | | | Svc Order Submitted Elec per LSR | Svc Order Submitted Manually per LSR | Incremental Charge - Manual Svc Order vs. Electronic- 1st | Incremental Charge - Manual Svc Order vs. Electronic- Add'l | Incremental Charge - Manual Svc Order vs. Electronic- Disc 1st | Incremental Charge - Manual Svc Order vs. Electronic- Disc Add'l | |
|-----------------------------|--------------------------------|---|-------------|------|--------------------------|--------|-----------|--------------|----------|-------------------------|---|---|--|--|---|---|-------|
| | | | | | | | Rec | Nonrecurring | | Nonrecurring Disconnect | | OSS Rates(\$) | | | | | |
| | | | | | | | | First | Add'l | First | Add'l | SOMEc | SOMAN | SOMAN | SOMAN | SOMAN | SOMAN |
| | | 4-Wire 64Kbps Digital Grade Loop in Combination - Zone 1 | | 1 | UNCDX | UDL64 | 21.98 | 385.26 | 72.08 | | | | | | | | |
| | | 4-Wire 64Kbps Digital Grade Loop in Combination - Zone 2 | | 2 | UNCDX | UDL64 | 27.58 | 385.26 | 72.08 | | | | | | | | |
| | | 4-Wire 64Kbps Digital Grade Loop in Combination - Zone 3 | | 3 | UNCDX | UDL64 | 43.08 | 385.26 | 72.08 | | | | | | | | |
| | | 4-Wire DS1 Digital Loop in Combination - Zone 1 | | 1 | UNC1X | USLXX | 63.62 | 412.03 | 139.55 | | | | | | | | |
| | | 4-Wire DS1 Digital Loop in Combination - Zone 2 | | 2 | UNC1X | USLXX | 104.40 | 412.03 | 139.55 | | | | | | | | |
| | | 4-Wire DS1 Digital Loop in Combination - Zone 3 | | 3 | UNC1X | USLXX | 210.22 | 412.03 | 139.55 | | | | | | | | |
| | | DS3 Local Loop in combination - per mile | | | UNC3X | 1L5ND | 12.95 | | | | | | | | | | |
| | | DS3 Local Loop in combination - Facility Termination | | | UNC3X | UE3PX | 229.90 | 3,073.55 | 1,245.84 | | | | | | | | |
| | | STS-1 Local Loop in combination - per mile | | | UNCSX | 1L5ND | 12.95 | | | | | | | | | | |
| | | STS-1 Local Loop in combination - Facility Termination | | | UNCSX | UDLS1 | 257.82 | 3,073.55 | 1,245.84 | | | | | | | | |
| | | Interoffice Channel in combination - 2-wire VG - per mile | | | UNCVX | 1L5XX | 0.0095 | | | | | | | | | | |
| | | Interoffice Channel in combination - 2-wire VG - Facility Termination | | | UNCVX | U1TV2 | 12.12 | 131.81 | 78.34 | | | | | | | | |
| | | Interoffice Channel in combination - 4-wire VG - per mile | | | UNCVX | 1L5XX | 0.0095 | | | | | | | | | | |
| | | Interoffice Channel in combination - 4-wire VG - Facility Termination | | | UNCVX | U1TV4 | 10.19 | 131.81 | 78.34 | | | | | | | | |
| | | Interoffice Channel in combination - 4-wire 56 kbps - per mile | | | UNCDX | 1L5XX | 0.0095 | | | | | | | | | | |
| | | Interoffice Channel in combination - 4-wire 56 kbps - Facility Termination | | | UNCDX | U1TD5 | 7.47 | 131.81 | 78.34 | | | | | | | | |
| | | Interoffice Channel in combination - 4-wire 64 kbps - per mile | | | UNCDX | 1L5XX | 0.0095 | | | | | | | | | | |
| | | Interoffice Channel in combination - 4-wire 64 kbps - Facility Termination | | | UNCDX | U1TD6 | 7.47 | 131.81 | 78.34 | | | | | | | | |
| | | Interoffice Channel in combination - DS1 - per mile | | | UNC1X | 1L5XX | 0.1938 | | | | | | | | | | |
| | | Interoffice Channel in combination - DS1 Facility Termination | | | UNC1X | U1TF1 | 31.06 | 234.02 | 162.52 | | | | | | | | |
| | | Interoffice Channel in combination - DS3 - per mile | | | UNC3X | 1L5XX | 4.44 | | | | | | | | | | |
| | | Interoffice Channel in combination - DS3 - Facility Termination | | | UNC3X | U1TF3 | 329.91 | 802.81 | 146.02 | | | | | | | | |
| | | Interoffice Channel in combination - STS-1 - per mile | | | UNCSX | 1L5XX | 4.44 | | | | | | | | | | |
| | | Interoffice Channel in combination - STS-1 Facility Termination | | | UNCSX | U1TFS | 339.20 | 802.81 | 146.02 | | | | | | | | |
| ADDITIONAL NETWORK ELEMENTS | | | | | | | | | | | | | | | | | |
| | Optional Features & Functions: | | | | | | | | | | | | | | | | |
| | | Clear Channel Capability Extended Frame Option - per DS1 | I | | U1TD1, ULDD1, UNC1X | CCOEF | | 0.00 | | | | | | | | | |
| | | Clear Channel Capability Super FrameOption - per DS1 | I | | U1TD1, ULDD1, UNC1X | CCOSF | | 0.00 | | | | | | | | | |
| | | Clear Channel Capabily (SF/ESF) Option - Subsequent Activity - per DS1 | I | | ULDD1, U1TD1, UNC1X, USL | NRCCC | | 184.76 | 23.80 | 1.99 | 0.78 | | | | | | |
| | | C-bit Parity Option - Subsequent Activity - per DS3 | i | | U1TD3, ULDD3, UE3, UNC3X | NRCCC3 | | 218.92 | 7.66 | 0.7576 | 0.00 | | | | | | |
| | | DS1/DS0 Channel System | | | UNC1X | MQ1 | 70.84 | 170.57 | | | | | | | | | |
| | | DS3/DS1Channel System | | | UNC3X | MQ3 | 84.32 | | | | | | | | | | |
| | | Voice Grade COCI in combination | | | UNCVX | 1D1VG | 0.4329 | 54.14 | 17.51 | | | | | | | | |
| | | Voice Grade COCI - for Local Loop | | | UEA | 1D1VG | 0.4329 | 54.14 | 17.51 | | | | | | | | |
| | | Voice Grade COCI - for connection to a channelized DS1 Local Channel in the same SWC as collocation | | | U1TUC | 1D1VG | 0.4329 | 54.14 | 17.51 | | | | | | | | |
| | | OCU-DP COCI (2.4-64kbs) in combination | | | UNCDX | 1D1DD | 0.9199 | 54.14 | 17.51 | | | | | | | | |
| | | OCU-DP COCI (2.4-64kbs) - for Local Loop | | | UDL | 1D1DD | 0.9199 | 54.14 | 17.51 | | | | | | | | |
| | | OCU-DP COCI (2.4-64kbs) - for connection to a channelized DS1 Local Channel in the same SWC as collocation | | | U1TUD | 1D1DD | 0.9199 | 54.14 | 17.51 | | | | | | | | |
| | | 2-wire ISDN COCI (BRITE) in combination | | | UNCNX | UC1CA | 1.53 | 54.14 | 17.51 | | | | | | | | |
| | | 2-wire ISDN COCI (BRITE) - for Local Loop | | | UDN | UC1CA | 1.53 | 54.14 | 17.51 | | | | | | | | |
| | | 2-wire ISDN COCI (BRITE) - for connection to a channelized DS1 Local Channel in the same SWC as collocation | | | U1TUB | UC1CA | 1.53 | 54.14 | 17.51 | | | | | | | | |
| | | DS1 COCI in combination | | | UNC1X | UC1D1 | 8.43 | 54.14 | 17.51 | | | | | | | | |
| | | DS1 COCI - for Local Loop | | | USL | UC1D1 | 8.43 | 54.14 | 17.51 | | | | | | | | |
| | | DS1 COCI - for connection to a channelized DS1 Local Channel in the same SWC as collocation | | | U1TUA | UC1D1 | 8.43 | 54.14 | 17.51 | | | | | | | | |
| | | DS1 COCI - for Interoffice Channel | | | U1TD1 | UC1D1 | 8.43 | 54.14 | 17.51 | | | | | | | | |
| | | DS1 COCI - for Local Channel | | | ULDD1 | UC1D1 | 8.43 | 54.14 | 17.51 | | | | | | | | |

| UNBUNDLED NETWORK ELEMENTS - North Carolina | | | | | | | | | | | Attachment: 2 Exh A | | | | | | |
|---|---|---|---------|------|---|-------|-----------|--------------|-------|-------------------------|----------------------------------|--------------------------------------|--|--|---|---|-------|
| CATEGORY | RATE ELEMENTS | | Interim | Zone | BCS | USOC | RATES(\$) | | | | Svc Order Submitted Elec per LSR | Svc Order Submitted Manually per LSR | Incremental Charge - Manual Svc Order vs. Electronic-1st | Incremental Charge - Manual Svc Order vs. Electronic-Add'l | Incremental Charge - Manual Svc Order vs. Electronic-Disc 1st | Incremental Charge - Manual Svc Order vs. Electronic-Disc Add'l | |
| | | | | | | | Rec | Nonrecurring | | Nonrecurring Disconnect | | OSS Rates(\$) | | | | | |
| | | | | | | | | First | Add'l | First | Add'l | SOMEc | SOMAN | SOMAN | SOMAN | SOMAN | SOMAN |
| | | Wholesale - UNE, Switch-As-Is Conversion Charge | | | UNCVX, UNCDX, UNC1X, UNC3X, UNCSX, UDFCX, XDH1X, HFQC6, XDD2X, XDV6X, XDDFX, XDD4X, HFRST | UNCCC | | 38.39 | 17.64 | | | | | | | | |
| | | Unbundled Misc Rate Element, SNE SAI, Single Network Element - Switch As Is Non-recurring Charge, per circuit (LSR) | | | U1TVX, U1TDX, U1TD1, U1TD3, U1TS1, UDF, UE3 | URES | | 36.90 | 16.15 | | | | | | | | |
| | | Unbundled Misc Rate Element, SNE SAI, Single Network Element - Switch As Is Non-recurring Charge, incremental charge per circuit on a spreadsheet | | | U1TVX, U1TDX, U1TD1, U1TD3, U1TS1, UDF, UE3 | URESP | | 1.49 | 1.49 | | | | | | | | |
| | Access to DCS - Customer Reconfiguration (FlexServ) | | | | | | | | | | | | | | | | |
| | | Customer Reconfiguration Establishment | | | | | | 1.43 | 1.43 | | | | | | | | |
| | | DS1 DCS Termination with DS0 Switching | | | | | 21.64 | 24.81 | 19.09 | | | | | | | | |
| | | DS1 DCS Termination with DS1 Switching | | | | | | 7.34 | 17.93 | | | | | | | | |
| | | DS3 DCS Termination with DS1 Switching | | | | | 136.07 | 24.81 | 19.09 | | | | | | | | |
| | Node (SynchroNet) | | | | | | | | | | | | | | | | |
| | | Node per month | | | UNCDX | UNCNT | 16.00 | | | | | | | | | | |
| | Service Rearrangements | | | | | | | | | | | | | | | | |
| | | NRC - Change in Facility Assignment per circuit Service Rearrangement | I | | U1TVX, U1TDX, UEA, UDL, U1TUC, U1TUD, U1TUB, ULDVX, ULDDX, UNCVX, UNCDX, UNC1X | URETD | | 100.82 | 42.93 | | | | | | | | |
| | | NRC - Change in Facility Assignment per circuit Project Management (added to CFA per circuit if project managed) | I | | U1TVX, U1TDX, UEA, UDL, U1TUC, U1TUD, U1TUB, ULDVX, ULDDX, UNCVX, UNCDX, UNC1X | URETB | | 3.18 | 3.18 | | | | | | | | |
| | | NRC - Order Coordination Specific Time - Dedicated Transport | I | | UNC1X, UNC3X | OCOSR | | 18.89 | 18.89 | | | | | | | | |
| | | UNE Reconfiguration Change Charge per Circuit | I | | UNC1X | URERC | | 35.00 | 35.00 | | | | | | | | |
| | | UNE Reconfiguration Change Charge per Circuit Project Managed | I | | UNC1X | URERP | | 3.18 | 3.18 | | | | | | | | |
| COMMINGLING | | | | | | | | | | | | | | | | | |
| | | Commingling Authorization | | | UNCVX, UNCDX, UNC1X, UNC3X, UNCSX, U1TD1, U1TD3, U1TS1, UE3, UDLSX, U1TVX, U1TDX, U1TUB, ULDVX, ULDD1, ULDD3, ULDS1 | CMGAU | 0.00 | 0.00 | 0.00 | | | | | | | | |
| | Commingled (UNE part of single bandwidth circuit) | | | | | | | | | | | | | | | | |
| | | Commingled VG COCI | | | XDV2X, NTCVG | 1D1VG | 0.4329 | 54.14 | 17.51 | | | | | | | | |
| | | Commingled Digital COCI | | | XDV6X, NTCUD | 1D1DD | 0.9199 | 54.14 | 17.51 | | | | | | | | |
| | | Commingled ISDN COCI | | | XDD4X | UC1CA | 1.53 | 54.14 | 17.51 | | | | | | | | |
| | | Commingled 2-wire VG Interoffice Channel Facility Termination | | | XDV2X | U1TV2 | 12.12 | 131.81 | 78.34 | | | | | | | | |
| | | Commingled 4-wire VG Interoffice Channel Facility Termination | | | XDV6X | U1TV4 | 10.19 | 131.81 | 78.34 | | | | | | | | |
| | | Commingled 56kbps Interoffice Channel Facility Termination | | | XDD4X | U1TD5 | 7.47 | 131.81 | 78.34 | | | | | | | | |
| | | Commingled 64kbps Interoffice Channel Facility Termination | | | XDD4X | U1TD6 | 7.47 | 131.81 | 78.34 | | | | | | | | |
| | | Commingled VG/DS0 Interoffice Channel per mile | | | XDV2X, XDV6X, XDD4X | 1L5XX | 0.0095 | | | | | | | | | | |
| | | Commingled 2-wire Local Loop Zone 1 | | 1 | XDV2X | UEAL2 | 11.96 | 385.26 | 72.08 | | | | | | | | |
| | | Commingled 2-wire Local Loop Zone 2 | | 2 | XDV2X | UEAL2 | 17.36 | 385.26 | 72.08 | | | | | | | | |

| UNBUNDLED NETWORK ELEMENTS - North Carolina | | | | | | | | | | | Attachment: 2 Exh A | | | | |
|--|--|---------|------|---------------|-------|-----------|--------------|----------|----------------------------------|--------------------------------------|--|--|---|---|-------|
| CATEGORY | RATE ELEMENTS | Interim | Zone | BCS | USOC | RATES(\$) | | | Svc Order Submitted Elec per LSR | Svc Order Submitted Manually per LSR | Incremental Charge - Manual Svc Order vs. Electronic-1st | Incremental Charge - Manual Svc Order vs. Electronic-Add'l | Incremental Charge - Manual Svc Order vs. Electronic-Disc 1st | Incremental Charge - Manual Svc Order vs. Electronic-Disc Add'l | |
| | | | | | | Rec | Nonrecurring | | Nonrecurring Disconnect | | OSS Rates(\$) | | | | |
| | | | | | | | First | Add'l | First | Add'l | SOMEc | SOMAN | SOMAN | SOMAN | SOMAN |
| | Commingle 2-wire Local Loop Zone 3 | | 3 | XDV2X | UEAL2 | 25.23 | 385.26 | 72.08 | | | | | | | |
| | Commingle 4-wire Local Loop Zone 1 | | 1 | XDV6X | UEAL4 | 19.52 | 385.26 | 72.08 | | | | | | | |
| | Commingle 4-wire Local Loop Zone 2 | | 2 | XDV6X | UEAL4 | 24.74 | 385.26 | 72.08 | | | | | | | |
| | Commingle 4-wire Local Loop Zone 3 | | 3 | XDV6X | UEAL4 | 46.11 | 385.26 | 72.08 | | | | | | | |
| | Commingle 56kbps Local Loop Zone 1 | | 1 | XDD4X | UDL56 | 21.98 | 385.26 | 72.08 | | | | | | | |
| | Commingle 56kbps Local Loop Zone 2 | | 2 | XDD4X | UDL56 | 27.58 | 385.26 | 72.08 | | | | | | | |
| | Commingle 56kbps Local Loop Zone 3 | | 3 | XDD4X | UDL56 | 43.08 | 385.26 | 72.08 | | | | | | | |
| | Commingle 64kbps Local Loop Zone 1 | | 1 | XDD4X | UDL64 | 21.98 | 385.26 | 72.08 | | | | | | | |
| | Commingle 64kbps Local Loop Zone 2 | | 2 | XDD4X | UDL64 | 27.58 | 385.26 | 72.08 | | | | | | | |
| | Commingle 64kbps Local Loop Zone 3 | | 3 | XDD4X | UDL64 | 43.08 | 385.26 | 72.08 | | | | | | | |
| | Commingle ISDN Local Loop Zone 1 | | 1 | XDD4X | U1L2X | 19.78 | 385.26 | 72.08 | | | | | | | |
| | Commingle ISDN Local Loop Zone 2 | | 2 | XDD4X | U1L2X | 26.16 | 385.26 | 72.08 | | | | | | | |
| | Commingle ISDN Local Loop Zone 3 | | 3 | XDD4X | U1L2X | 35.37 | 385.26 | 72.08 | | | | | | | |
| | Commingle DS1 COCI | | | XDH1X, NTCDD1 | UC1D1 | 8.43 | 54.14 | 17.51 | | | | | | | |
| | Commingle DS1 Interoffice Channel Facility Termination | | | XDH1X | U1TF1 | 31.06 | 234.02 | 162.52 | | | | | | | |
| | Commingle DS1 Interoffice Channel per mile | | | XDH1X | 1L5XX | 0.1938 | | | | | | | | | |
| | Commingle DS1/DS0 Channel System | | | XDH1X | MQ1 | 70.84 | 170.57 | | | | | | | | |
| | Commingle DS1 Local Loop Zone 1 | | 1 | XDH1X | USLXX | 63.62 | 412.03 | 139.55 | | | | | | | |
| | Commingle DS1 Local Loop Zone 2 | | 2 | XDH1X | USLXX | 104.40 | 412.03 | 139.55 | | | | | | | |
| | Commingle DS1 Local Loop Zone 3 | | 3 | XDH1X | USLXX | 210.22 | 412.03 | 139.55 | | | | | | | |
| | Commingle DS3 Local Loop Facility Termination | | | HFQC6 | UE3PX | 229.90 | 3,073.55 | 1,245.84 | | | | | | | |
| | Commingle DS3/STS-1 Local Loop per mile | | | HFQC6, HFRST | 1L5ND | 12.95 | | | | | | | | | |
| | Commingle STS-1 Local Loop Facility Termination | | | HFRST | UDLS1 | 257.82 | 3,073.55 | 1,245.84 | | | | | | | |
| | Commingle DS3/DS1 Channel System | | | HFQC6 | MQ3 | 84.32 | | | | | | | | | |
| | Commingle DS3 Interoffice Channel Facility Termination | | | HFQC6 | U1TF3 | 329.91 | 802.81 | 146.02 | | | | | | | |
| | Commingle DS3 Interoffice Channel per mile | | | HFQC6 | 1L5XX | 4.44 | | | | | | | | | |
| | Commingle STS-1Interoffice Channel Facility Termination | | | HFRST | U1TFS | 339.20 | 802.81 | 146.02 | | | | | | | |
| | Commingle STS-1Interoffice Channel per mile | | | HFRST | 1L5XX | 4.44 | | | | | | | | | |
| | Commingle Dark Fiber - Interoffice Transport, Per Four Fiber Strands, Per Route Mile Or Fraction Thereof | | | HEQDL | 1L5DF | 24.77 | | | | | | | | | |
| | Commingle Dark Fiber - Interoffice Transport, Per Four Fiber Strands, Per Route Mile Or Fraction Thereof | | | HEQDL | UDF14 | | 620.60 | 133.88 | | | | | | | |
| | UNE to Commingle Conversion Tracking | | | XDH1X, HFQC6 | CMGUN | 0.00 | 0.00 | 0.00 | 0.00 | 0.00 | | | | | |
| | SPA to Commingle Conversion Tracking | | | XDH1X, HFQC6 | CMGSP | 0.00 | 0.00 | 0.00 | 0.00 | 0.00 | | | | | |
| LNP Query Service | | | | | | | | | | | | | | | |
| | LNP Charge Per query | | | | | 0.0007579 | | | | | | | | | |
| | LNP Service Establishment Manual | | | | | | 12.16 | | | | | | | | |
| | LNP Service Provisioning with Point Code Establishment | | | | | | 576.33 | 294.43 | | | | | | | |
| 911 PBX LOCATE | | | | | | | | | | | | | | | |
| | 911 PBX LOCATE DATABASE CAPABILITY | | | | | | | | | | | | | | |
| | Service Establishment per CLEC per End User Account | | | 9PBDC | 9PBEU | | 1,823.00 | | | | | | | | |
| | Changes to TN Range or Customer Profile | | | 9PBDC | 9PBTN | | 182.45 | | | | | | | | |
| | Per Telephone Number (Monthly) | | | 9PBDC | 9PBMM | 0.07 | | | | | | | | | |
| | Change Company (Service Provider) ID | | | 9PBDC | 9PBPC | | 535.57 | | | | | | | | |
| | PBX Locate Service Support per CLEC (Monthlt) | | | 9PBDC | 9PBMR | 165.63 | | | | | | | | | |
| | Service Order Charge | | | 9PBDC | 9PBSC | | 15.20 | | | | | | | | |
| 911 PBX LOCATE TRANSPORT COMPONENT | | | | | | | | | | | | | | | |
| See Att 3 | | | | | | | | | | | | | | | |
| Note: Rates displaying an "I" in Interim column are interim as a result of a Commission order. | | | | | | | | | | | | | | | |

| UNBUNDLED NETWORK ELEMENTS - South Carolina | | | | | | | | | | | Attachment: 2 Exh A | | | | | |
|--|---|---------|------|--|--------|-----------|--------------|-------|-------------------------|----------------------------------|--------------------------------------|--|--|---|---|-------|
| CATEGORY | RATE ELEMENTS | Interim | Zone | BCS | USOC | RATES(\$) | | | | Svc Order Submitted Elec per LSR | Svc Order Submitted Manually per LSR | Incremental Charge - Manual Svc Order vs. Electronic-1st | Incremental Charge - Manual Svc Order vs. Electronic-Add'l | Incremental Charge - Manual Svc Order vs. Electronic-Disc 1st | Incremental Charge - Manual Svc Order vs. Electronic-Disc Add'l | |
| | | | | | | Rec | Nonrecurring | | Nonrecurring Disconnect | | OSS Rates(\$) | | | | | |
| | | | | | | | First | Add'l | First | Add'l | SOME C | SOMAN | SOMAN | SOMAN | SOMAN | SOMAN |
| The "Zone" shown in the sections for stand-alone loops or loops as part of a combination refers to Geographically Deaveraged UNE Zones. To view Geographically Deaveraged UNE Zone Designations by Central Office, refer to internet Website: http://www.interconnection.bellsouth.com/become_a_clec/html/interconnection.htm | | | | | | | | | | | | | | | | |
| OPERATIONS SUPPORT SYSTEMS (OSS) - "REGIONAL RATES" | | | | | | | | | | | | | | | | |
| NOTE: (1) CLEC should contact its contract negotiator if it prefers the "state specific" OSS charges as ordered by the State Commissions. The OSS charges currently contained in this rate exhibit are the BellSouth "regional" service ordering charges. CLEC may elect either the state specific Commission ordered rates for the service ordering charges, or CLEC may elect the regional service ordering charge, however, CLEC can not obtain a mixture of the two regardless if CLEC has a interconnection contract established in each of the 9 states. | | | | | | | | | | | | | | | | |
| NOTE: (2) Any element that can be ordered electronically will be billed according to the SOME C rate listed in this category. Please refer to BellSouth's Local Ordering Handbook (LOH) to determine if a product can be ordered electronically. For those elements that cannot be ordered electronically at present per the LOH, the listed SOME C rate in this category reflects the charge that would be billed to a CLEC once electronic ordering capabilities come on-line for that element. Otherwise, the manual ordering charge, SOMAN, will be applied to a CLECs bill when it submits an LSR to BellSouth. | | | | | | | | | | | | | | | | |
| | OSS - Electronic Service Order Charge, Per Local Service Request (LSR) - UNE Only | | | | SOME C | | 3.50 | 0.00 | 3.50 | 0.00 | | | | | | |
| | OSS - Manual Service Order Charge, Per Local Service Request (LSR) - UNE Only | | | | SOMAN | | 15.69 | 0.00 | 1.97 | 0.00 | | | | | | |
| UNE SERVICE DATE ADVANCEMENT CHARGE | | | | | | | | | | | | | | | | |
| NOTE: The Expedite charge will be maintained commensurate with BellSouth's FCC No.1 Tariff, Section 5 as applicable. | | | | | | | | | | | | | | | | |
| | UNE Expedite Charge per Circuit or Line Assignable USOC, per Day | | | UAL, UEANL, UCL, UEF, UDF, UEQ, UDL, UENTW, UDN, UEA, UHL, ULC, USL, U1T12, U1T48, U1TD1, U1TD3, U1TDX, U1TO3, U1TS1, U1TVX, UC1BC, UC1BL, UC1CC, UC1CL, UC1DC, UC1DL, UC1EC, UC1EL, UC1FC, UC1FL, UC1GC, UC1GL, UC1HC, UC1HL, UDL12, UDL48, UDLO3, UDLSX, UE3, ULD12, ULD48, ULDD1, ULDD3, ULDDX, ULDO3, ULDS1, ULDVX, UNC1X, UNC3X, UNCDX, UNCNX, UNCSX, UNCVX, UNLD1, UNLD3, UXTD1, UXTD3, UXTS1, U1TUC, U1TUD, U1TUB, U1TUA, NTCVG, NTCUD, NTCD1 | SDASP | 200.00 | | | | | | | | | | |
| ORDER MODIFICATION CHARGE | | | | | | | | | | | | | | | | |
| | Order Modification Charge (OMC) | | | | | | 26.21 | 0.00 | 0.00 | 0.00 | | | | | | |
| | Order Modification Additional Dispatch Charge (OMCAD) | | | | | | 150.00 | 0.00 | 0.00 | 0.00 | | | | | | |
| UNBUNDLED EXCHANGE ACCESS LOOP | | | | | | | | | | | | | | | | |
| 2-WIRE ANALOG VOICE GRADE LOOP | | | | | | | | | | | | | | | | |
| | 2-Wire Analog Voice Grade Loop - Service Level 1- Zone 1 | | 1 | UEANL | UEAL2 | 14.94 | 37.92 | 17.62 | 23.56 | 5.32 | | | | | | |
| | 2-Wire Analog Voice Grade Loop - Service Level 1- Zone 2 | | 2 | UEANL | UEAL2 | 21.39 | 37.92 | 17.62 | 23.56 | 5.32 | | | | | | |
| | 2-Wire Analog Voice Grade Loop - Service Level 1- Zone 3 | | 3 | UEANL | UEAL2 | 26.72 | 37.92 | 17.62 | 23.56 | 5.32 | | | | | | |
| | 2-Wire Analog Voice Grade Loop - Service Level 1- Zone 1 | | 1 | UEANL | UEASL | 14.94 | 37.92 | 17.62 | 23.56 | 5.32 | | | | | | |
| | 2-Wire Analog Voice Grade Loop - Service Level 1- Zone 2 | | 2 | UEANL | UEASL | 21.39 | 37.92 | 17.62 | 23.56 | 5.32 | | | | | | |
| | 2-Wire Analog Voice Grade Loop - Service Level 1- Zone 3 | | 3 | UEANL | UEASL | 26.72 | 37.92 | 17.62 | 23.56 | 5.32 | | | | | | |

UNBUNDLED NETWORK ELEMENTS - South Carolina

| CATEGORY | | RATE ELEMENTS | Interi m | Zone | BCS | USOC | RATES(\$) | | | | Svc Order Submitted Elec per LSR | Svc Order Submitted Manually per LSR | Incremental Charge - Manual Svc Order vs. Electronic- 1st | Incremental Charge - Manual Svc Order vs. Electronic- Add'l | Incremental Charge - Manual Svc Order vs. Electronic- Disc 1st | Incremental Charge - Manual Svc Order vs. Electronic- Disc Add'l |
|----------|--|---|-------------|------|-------|-------|-----------|--------------|-------|-------------------------|---|---|--|--|---|---|
| | | | | | | | Rec | Nonrecurring | | Nonrecurring Disconnect | | OSS Rates(\$) | | | | |
| | | | | | | | | First | Add'l | First | Add'l | SOMEc | SOMAN | SOMAN | SOMAN | SOMAN |
| | | Tag Loop at End User Premise | | | UEANL | URETL | | 8.95 | 0.88 | | | | | | | |
| | | Loop Testing - Basic 1st Half Hour | | | UEANL | URET1 | | 34.23 | 0.00 | | | | | | | |
| | | Loop Testing - Basic Additional Half Hour | | | UEANL | URETA | | 19.90 | 19.90 | | | | | | | |
| | | Manual Order Coordination for UVL-SL1s (per loop) | | | UEANL | UEAMC | | 8.17 | 8.17 | | | | | | | |
| | | Order Coordination for Specified Conversion Time for UVL-SL1 (per LSR) | | | UEANL | OCOSL | | 18.13 | 18.13 | | | | | | | |
| | | Unbundled Non-Design Voice Loop, billing for BST providing make-up (Engineering Information - E.I.) | | | UEANL | UEANM | | 13.47 | 13.47 | | | | | | | |
| | | CLEC to CLEC Conversion Charge Without Outside Dispatch (UVL-SL1) | | | UEANL | UREWO | | 15.81 | 8.96 | 23.56 | 5.32 | | | | | |
| | | Bulk Migration, per 2 Wire Voice Loop-SL1 | | | UEANL | UREPN | | 37.92 | 17.62 | 23.56 | 5.32 | | | | | |
| | | Bulk Migration Order Coordination, per 2 Wire Voice Loop-SL1 | | | UEANL | UREPM | | 8.17 | 8.17 | | | | | | | |
| | | 2-WIRE Unbundled COPPER LOOP | | | | | | | | | | | | | | |
| | | 2-Wire Unbundled Copper Loop - Non-Designed Zone 1 | | 1 | UEQ | UEQ2X | 12.94 | 36.40 | 16.10 | 22.66 | 4.42 | | | | | |
| | | 2 Wire Unbundled Copper Loop - Non-Designed - Zone 2 | | 2 | UEQ | UEQ2X | 14.51 | 36.40 | 16.10 | 22.66 | 4.42 | | | | | |
| | | 2 Wire Unbundled Copper Loop - Non-Designed - Zone 3 | | 3 | UEQ | UEQ2X | 15.02 | 36.40 | 16.10 | 22.66 | 4.42 | | | | | |
| | | Unbundled Miscellaneous Rate Element, Tag Loop at End User Premise | | | UEQ | URETL | | 8.95 | 0.88 | | | | | | | |
| | | Loop Testing - Basic 1st Half Hour | | | UEQ | URET1 | | 34.23 | 0.00 | | | | | | | |
| | | Loop Testing - Basic Additional Half Hour | | | UEQ | URETA | | 19.90 | 19.90 | | | | | | | |
| | | Manual Order Coordination 2 Wire Unbundled Copper Loop - Non-Designed (per loop) | | | UEQ | USBMC | | 8.17 | 8.17 | | | | | | | |
| | | Unbundled Copper Loop - Non-Design billing for BST providing make-up (Engineering Information - E.I.) | | | UEQ | UEQMU | | 13.47 | 13.47 | | | | | | | |
| | | CLEC to CLEC Conversion Charge Without Outside Dispatch (UCL-ND) | | | UEQ | UREWO | | 14.30 | 7.45 | 22.66 | 4.42 | | | | | |
| | | Bulk Migration, per 2 Wire UCL-ND | | | UEQ | UREPN | | 36.40 | 16.10 | 22.66 | 4.42 | | | | | |
| | | Bulk Migration Order Coordination, per 2 Wire UCL-ND | | | UEQ | UREPM | | 8.17 | 8.17 | | | | | | | |
| | | UNBUNDLED EXCHANGE ACCESS LOOP | | | | | | | | | | | | | | |
| | | 2-WIRE ANALOG VOICE GRADE LOOP | | | | | | | | | | | | | | |
| | | 2-Wire Analog Voice Grade Loop - Service Level 2 w/Loop or Ground Start Signaling - Zone 1 | | 1 | UEA | UEAL2 | 16.68 | 105.98 | 68.43 | 53.05 | 10.61 | | | | | |
| | | 2-Wire Analog Voice Grade Loop - Service Level 2 w/Loop or Ground Start Signaling - Zone 2 | | 2 | UEA | UEAL2 | 23.13 | 105.98 | 68.43 | 53.05 | 10.61 | | | | | |
| | | 2-Wire Analog Voice Grade Loop - Service Level 2 w/Loop or Ground Start Signaling - Zone 3 | | 3 | UEA | UEAL2 | 28.46 | 105.98 | 68.43 | 53.05 | 10.61 | | | | | |
| | | 2-Wire Analog Voice Grade Loop - Service Level 2 w/Reverse Battery Signaling - Zone 1 | | 1 | UEA | UEAR2 | 16.68 | 105.98 | 68.43 | 53.05 | 10.61 | | | | | |
| | | 2-Wire Analog Voice Grade Loop - Service Level 2 w/Reverse Battery Signaling - Zone 2 | | 2 | UEA | UEAR2 | 23.13 | 105.98 | 68.43 | 53.05 | 10.61 | | | | | |
| | | 2-Wire Analog Voice Grade Loop - Service Level 2 w/Reverse Battery Signaling - Zone 3 | | 3 | UEA | UEAR2 | 28.46 | 105.98 | 68.43 | 53.05 | 10.61 | | | | | |
| | | Switch-As-Is Conversion rate per UNE Loop, Single LSR, (per DS0) | | | UEA | URES� | | 24.88 | 3.51 | | | | | | | |
| | | Switch-As-Is Conversion rate per UNE Loop, Spreadsheet, (per DS0) | | | UEA | URESР | | 26.37 | 4.99 | | | | | | | |
| | | CLEC to CLEC Conversion Charge without outside dispatch | | | UEA | UREWO | | 87.90 | 36.44 | | | | | | | |
| | | Loop Tagging - Service Level 2 (SL2) | | | UEA | URETL | | 11.24 | 1.10 | | | | | | | |
| | | Bulk Migration, per 2 Wire Voice Loop-SL2 | | | UEA | UREPN | | 105.98 | 68.43 | | | | | | | |
| | | Bulk Migration Order Coordination, per 2 Wire Voice Loop-SL2 | | | UEA | UREPM | | 0.00 | 0.00 | | | | | | | |
| | | 4-WIRE ANALOG VOICE GRADE LOOP | | | | | | | | | | | | | | |
| | | 4-Wire Analog Voice Grade Loop - Zone 1 | | 1 | UEA | UEAL4 | 32.59 | 132.38 | 94.83 | 59.35 | 14.61 | | | | | |
| | | 4-Wire Analog Voice Grade Loop - Zone 2 | | 2 | UEA | UEAL4 | 43.89 | 132.38 | 94.83 | 59.35 | 14.61 | | | | | |
| | | 4-Wire Analog Voice Grade Loop - Zone 3 | | 3 | UEA | UEAL4 | 43.38 | 132.38 | 94.83 | 59.35 | 14.61 | | | | | |
| | | Switch-As-Is Conversion rate per UNE Loop, Single LSR, (per DS0) | | | UEA | URES� | | 24.88 | 3.51 | | | | | | | |
| | | Switch-As-Is Conversion rate per UNE Loop, Spreadsheet, (per DS0) | | | UEA | URESР | | 26.37 | 4.99 | | | | | | | |
| | | CLEC to CLEC Conversion Charge without outside dispatch | | | UEA | UREWO | | 87.90 | 36.44 | | | | | | | |

UNBUNDLED NETWORK ELEMENTS - South Carolina

| CATEGORY | RATE ELEMENTS | Interi m | Zone | BCS | USOC | RATES(\$) | | | | | Svc Order Submitted Elec per LSR | Svc Order Submitted Manually per LSR | Incremental Charge - Manual Svc Order vs. Electronic- 1st | Incremental Charge - Manual Svc Order vs. Electronic- Add'l | Incremental Charge - Manual Svc Order vs. Electronic- Disc 1st | Incremental Charge - Manual Svc Order vs. Electronic- Disc Add'l |
|----------|---|-------------|------|-----|-------|-----------|--------------|--------|-------------------------|-------|---|---|--|--|---|---|
| | | | | | | Rec | Nonrecurring | | Nonrecurring Disconnect | | OSS Rates(\$) | | | | | |
| | | | | | | | First | Add'l | First | Add'l | SOMEc | SOMAN | SOMAN | SOMAN | SOMAN | SOMAN |
| | 2-WIRE ISDN DIGITAL GRADE LOOP | | | | | | | | | | | | | | | |
| | 2-Wire ISDN Digital Grade Loop - Zone 1 | | 1 | UDN | U1L2X | 25.21 | 117.58 | 80.03 | 53.05 | 10.61 | | | | | | |
| | 2-Wire ISDN Digital Grade Loop - Zone 2 | | 2 | UDN | U1L2X | 32.76 | 117.58 | 80.03 | 53.05 | 10.61 | | | | | | |
| | 2-Wire ISDN Digital Grade Loop - Zone 3 | | 3 | UDN | U1L2X | 37.70 | 117.58 | 80.03 | 53.05 | 10.61 | | | | | | |
| | CLEC to CLEC Conversion Charge without outside dispatch | | | UDN | UREWO | | 91.82 | 44.25 | | | | | | | | |
| | 2-WIRE ASYMMETRICAL DIGITAL SUBSCRIBER LINE (ADSL) COMPATIBLE LOOP | | | | | | | | | | | | | | | |
| | 2 Wire Unbundled ADSL Loop including manual service inquiry & facility reservation - Zone 1 | | 1 | UAL | UAL2X | 12.19 | 120.84 | 70.56 | 50.37 | 7.93 | | | | | | |
| | 2 Wire Unbundled ADSL Loop including manual service inquiry & facility reservation - Zone 2 | | 2 | UAL | UAL2X | 13.71 | 120.84 | 70.56 | 50.37 | 7.93 | | | | | | |
| | 2 Wire Unbundled ADSL Loop including manual service inquiry & facility reservation - Zone 3 | | 3 | UAL | UAL2X | 14.14 | 120.84 | 70.56 | 50.37 | 7.93 | | | | | | |
| | 2 Wire Unbundled ADSL Loop without manual service inquiry & facility reservaton - Zone 1 | | 1 | UAL | UAL2W | 12.19 | 95.81 | 57.82 | 50.37 | 7.93 | | | | | | |
| | 2 Wire Unbundled ADSL Loop without manual service inquiry & facility reservaton - Zone 2 | | 2 | UAL | UAL2W | 13.71 | 95.81 | 57.82 | 50.37 | 7.93 | | | | | | |
| | 2 Wire Unbundled ADSL Loop without manual service inquiry & facility reservaton - Zone 3 | | 3 | UAL | UAL2W | 14.14 | 95.81 | 57.82 | 50.37 | 7.93 | | | | | | |
| | CLEC to CLEC Conversion Charge without outside dispatch | | | UAL | UREWO | | 86.38 | 40.48 | | | | | | | | |
| | 2-WIRE HIGH BIT RATE DIGITAL SUBSCRIBER LINE (HDSL) COMPATIBLE LOOP | | | | | | | | | | | | | | | |
| | 2 Wire Unbundled HDSL Loop including manual service inquiry & facility reservation - Zone 1 | | 1 | UHL | UHL2X | 9.58 | 129.52 | 79.24 | 50.37 | 7.93 | | | | | | |
| | 2 Wire Unbundled HDSL Loop including manual service inquiry & facility reservation - Zone 2 | | 2 | UHL | UHL2X | 10.92 | 129.52 | 79.24 | 50.37 | 7.93 | | | | | | |
| | 2 Wire Unbundled HDSL Loop including manual service inquiry & facility reservation - Zone 3 | | 3 | UHL | UHL2X | 11.40 | 129.52 | 79.24 | 50.37 | 7.93 | | | | | | |
| | 2 Wire Unbundled HDSL Loop without manual service inquiry and facility reservation - Zone 1 | | 1 | UHL | UHL2W | 9.58 | 104.49 | 66.50 | 50.37 | 7.93 | | | | | | |
| | 2 Wire Unbundled HDSL Loop without manual service inquiry and facility reservation - Zone 2 | | 2 | UHL | UHL2W | 10.92 | 104.49 | 66.50 | 50.37 | 7.93 | | | | | | |
| | 2 Wire Unbundled HDSL Loop without manual service inquiry and facility reservation - Zone 3 | | 3 | UHL | UHL2W | 11.40 | 104.49 | 66.50 | 50.37 | 7.93 | | | | | | |
| | CLEC to CLEC Conversion Charge without outside dispatch | | | UHL | UREWO | | 86.32 | 40.48 | | | | | | | | |
| | 4-WIRE HIGH BIT RATE DIGITAL SUBSCRIBER LINE (HDSL) COMPATIBLE LOOP | | | | | | | | | | | | | | | |
| | 4 Wire Unbundled HDSL Loop including manual service inquiry and facility reservation - Zone 1 | | 1 | UHL | UHL4X | 16.02 | 158.18 | 107.89 | 55.12 | 10.38 | | | | | | |
| | 4-Wire Unbundled HDSL Loop including manual service inquiry and facility reservation - Zone 2 | | 2 | UHL | UHL4X | 14.33 | 158.18 | 107.89 | 55.12 | 10.38 | | | | | | |
| | 4-Wire Unbundled HDSL Loop including manual service inquiry and facility reservation - Zone 3 | | 3 | UHL | UHL4X | 16.84 | 158.18 | 107.89 | 55.12 | 10.38 | | | | | | |
| | 4-Wire Unbundled HDSL Loop without manual service inquiry and facility reservation - Zone 1 | | 1 | UHL | UHL4W | 16.02 | 133.14 | 95.16 | 55.12 | 10.38 | | | | | | |
| | 4-Wire Unbundled HDSL Loop without manual service inquiry and facility reservation - Zone 2 | | 2 | UHL | UHL4W | 14.33 | 133.14 | 95.16 | 55.12 | 10.38 | | | | | | |
| | 4-Wire Unbundled HDSL Loop without manual service inquiry and facility reservation - Zone 3 | | 3 | UHL | UHL4W | 16.84 | 133.14 | 95.16 | 55.12 | 10.38 | | | | | | |
| | CLEC to CLEC Conversion Charge without outside dispatch | | | UHL | UREWO | | 86.32 | 40.48 | | | | | | | | |
| | 4-WIRE DS1 DIGITAL LOOP | | | | | | | | | | | | | | | |
| | 4-Wire DS1 Digital Loop - Zone 1 | | 1 | USL | USLXX | 79.51 | 253.03 | 157.89 | 44.80 | 11.73 | | | | | | |
| | 4-Wire DS1 Digital Loop - Zone 2 | | 2 | USL | USLXX | 136.00 | 253.03 | 157.89 | 44.80 | 11.73 | | | | | | |
| | 4-Wire DS1 Digital Loop - Zone 3 | | 3 | USL | USLXX | 229.15 | 253.03 | 157.89 | 44.80 | 11.73 | | | | | | |
| | Switch-As-Is Conversion rate per UNE Loop, Single LSR, (per DS1) | | | USL | URES | | 24.88 | 3.51 | | | | | | | | |
| | Switch-As-Is Conversion rate per UNE Loop, Spreadsheet, (per DS1) | | | USL | URESP | | 26.37 | 4.99 | | | | | | | | |
| | CLEC to CLEC Conversion Charge without outside dispatch | | | USL | UREWO | | 101.30 | 43.13 | | | | | | | | |
| | 4-WIRE 19.2, 56 OR 64 KBPS DIGITAL GRADE LOOP | | | | | | | | | | | | | | | |
| | 4 Wire Unbundled Digital Loop 2.4 Kbps - Zone 1 | | 1 | UDL | UDL2X | 29.93 | 126.66 | 89.12 | 59.35 | 14.61 | | | | | | |
| | 4 Wire Unbundled Digital Loop 2.4 Kbps - Zone 2 | | 2 | UDL | UDL2X | 33.99 | 126.66 | 89.12 | 59.35 | 14.61 | | | | | | |

| UNBUNDLED NETWORK ELEMENTS - South Carolina | | | | | | | | | | | | Attachment: 2 Exh A | | | | |
|---|--|---------|------|------------------------------|-------|-----------|--------------|-------|-------------------------|-------|----------------------------------|--------------------------------------|--|--|---|---|
| CATEGORY | RATE ELEMENTS | Interim | Zone | BCS | USOC | RATES(\$) | | | | | Svc Order Submitted Elec per LSR | Svc Order Submitted Manually per LSR | Incremental Charge - Manual Svc Order vs. Electronic-1st | Incremental Charge - Manual Svc Order vs. Electronic-Add'l | Incremental Charge - Manual Svc Order vs. Electronic-Disc 1st | Incremental Charge - Manual Svc Order vs. Electronic-Disc Add'l |
| | | | | | | Rec | Nonrecurring | | Nonrecurring Disconnect | | OSS Rates(\$) | | | | | |
| | | | | | | | First | Add'l | First | Add'l | SOMEc | SOMAN | SOMAN | SOMAN | SOMAN | SOMAN |
| | 4 Wire Unbundled Digital Loop 2.4 Kbps - Zone3 | | 3 | UDL | UDL2X | 34.74 | 126.66 | 89.12 | 59.35 | 14.61 | | | | | | |
| | 4 Wire Unbundled Digital Loop 4.8 Kbps - Zone 1 | | 1 | UDL | UDL4X | 29.93 | 126.66 | 89.12 | 59.35 | 14.61 | | | | | | |
| | 4 Wire Unbundled Digital Loop 4.8 Kbps - Zone 2 | | 2 | UDL | UDL4X | 33.99 | 126.66 | 89.12 | 59.35 | 14.61 | | | | | | |
| | 4 Wire Unbundled Digital Loop 4.8 Kbps - Zone 3 | | 3 | UDL | UDL4X | 34.74 | 126.66 | 89.12 | 59.35 | 14.61 | | | | | | |
| | 4 Wire Unbundled Digital Loop 9.6 Kbps - Zone 1 | | 1 | UDL | UDL9X | 29.93 | 126.66 | 89.12 | 59.35 | 14.61 | | | | | | |
| | 5 Wire Unbundled Digital Loop 9.6 Kbps - Zone 2 | | 2 | UDL | UDL9X | 33.99 | 126.66 | 89.12 | 59.35 | 14.61 | | | | | | |
| | 6 Wire Unbundled Digital Loop 9.6 Kbps - Zone 3 | | 3 | UDL | UDL9X | 34.74 | 126.66 | 89.12 | 59.35 | 14.61 | | | | | | |
| | 4 Wire Unbundled Digital 19.2 Kbps - Zone 1 | | 1 | UDL | UDL19 | 29.93 | 126.66 | 89.12 | 59.35 | 14.61 | | | | | | |
| | 4 Wire Unbundled Digital 19.2 Kbps - Zone 2 | | 2 | UDL | UDL19 | 33.99 | 126.66 | 89.12 | 59.35 | 14.61 | | | | | | |
| | 4 Wire Unbundled Digital 19.2 Kbps - Zone 3 | | 3 | UDL | UDL19 | 34.74 | 126.66 | 89.12 | 59.35 | 14.61 | | | | | | |
| | 4 Wire Unbundled Digital Loop 56 Kbps - Zone 1 | | 1 | UDL | UDL56 | 29.93 | 126.66 | 89.12 | 59.35 | 14.61 | | | | | | |
| | 4 Wire Unbundled Digital Loop 56 Kbps - Zone 2 | | 2 | UDL | UDL56 | 33.99 | 126.66 | 89.12 | 59.35 | 14.61 | | | | | | |
| | 4 Wire Unbundled Digital Loop 56 Kbps - Zone 3 | | 3 | UDL | UDL56 | 34.74 | 126.66 | 89.12 | 59.35 | 14.61 | | | | | | |
| | 4 Wire Unbundled Digital Loop 64 Kbps - Zone 1 | | 1 | UDL | UDL64 | 29.93 | 126.66 | 89.12 | 59.35 | 14.61 | | | | | | |
| | 4 Wire Unbundled Digital Loop 64 Kbps - Zone 2 | | 2 | UDL | UDL64 | 33.99 | 126.66 | 89.12 | 59.35 | 14.61 | | | | | | |
| | 4 Wire Unbundled Digital Loop 64 Kbps - Zone 3 | | 3 | UDL | UDL64 | 34.74 | 126.66 | 89.12 | 59.35 | 14.61 | | | | | | |
| | Switch-As-Is Conversion rate per UNE Loop, Single LSR, (per DS0) | | | UDL | URES | | 24.88 | 3.51 | | | | | | | | |
| | Switch-As-Is Conversion rate per UNE Loop, Spreadsheet, (per DS0) | | | UDL | URES | | 26.37 | 4.99 | | | | | | | | |
| | CLEC to CLEC Conversion Charge without outside dispatch | | | UDL | UREWO | | 102.34 | 49.85 | | | | | | | | |
| | 2-WIRE Unbundled COPPER LOOP | | | | | | | | | | | | | | | |
| | 2-Wire Unbundled Copper Loop-Designed including manual service inquiry & facility reservation - Zone 1 | | 1 | UCL | UCLPB | 12.19 | 119.91 | 69.62 | 50.37 | 7.93 | | | | | | |
| | 2-Wire Unbundled Copper Loop-Designed including manual service inquiry & facility reservation - Zone 2 | | 2 | UCL | UCLPB | 13.71 | 119.91 | 69.62 | 50.37 | 7.93 | | | | | | |
| | 2 Wire Unbundled Copper Loop-Designed including manual service inquiry & facility reservation - Zone 3 | | 3 | UCL | UCLPB | 14.14 | 119.91 | 69.62 | 50.37 | 7.93 | | | | | | |
| | 2-Wire Unbundled Copper Loop-Designed without manual service inquiry and facility reservation - Zone 1 | | 1 | UCL | UCLPW | 12.19 | 94.87 | 56.89 | 50.37 | 7.93 | | | | | | |
| | 2-Wire Unbundled Copper Loop-Designed without manual service inquiry and facility reservation - Zone 2 | | 2 | UCL | UCLPW | 13.71 | 94.87 | 56.89 | 50.37 | 7.93 | | | | | | |
| | 2-Wire Unbundled Copper Loop-Designed without manual service inquiry and facility reservation - Zone 3 | | 3 | UCL | UCLPW | 14.14 | 94.87 | 56.89 | 50.37 | 7.93 | | | | | | |
| | Order Coordination for Unbundled Copper Loops (per loop) | | | UCL | UCLMC | | 8.17 | 8.17 | | | | | | | | |
| | CLEC to CLEC Conversion Charge without outside dispatch (UCL-Des) | | | UCL | UREWO | | 94.87 | 42.57 | | | | | | | | |
| | 4-WIRE COPPER LOOP | | | | | | | | | | | | | | | |
| | 4-Wire Copper Loop-Designed including manual service inquiry and facility reservation - Zone 1 | | 1 | UCL | UCL4S | 19.64 | 144.17 | 93.88 | 55.12 | 10.38 | | | | | | |
| | 4-Wire Copper Loop-Designed including manual service inquiry and facility reservation - Zone 2 | | 2 | UCL | UCL4S | 20.90 | 144.17 | 93.88 | 55.12 | 10.38 | | | | | | |
| | 4-Wire Copper Loop-Designed including manual service inquiry and facility reservation - Zone 3 | | 3 | UCL | UCL4S | 19.34 | 144.17 | 93.88 | 55.12 | 10.38 | | | | | | |
| | 4-Wire Copper Loop-Designed without manual service inquiry and facility reservation - Zone 1 | | 1 | UCL | UCL4W | 19.64 | 119.13 | 81.15 | 55.12 | 10.38 | | | | | | |
| | 4-Wire Copper Loop-Designed without manual service inquiry and facility reservation - Zone 2 | | 2 | UCL | UCL4W | 20.90 | 119.13 | 81.15 | 55.12 | 10.38 | | | | | | |
| | 4-Wire Copper Loop-Designed without manual service inquiry and facility reservation - Zone 3 | | 3 | UCL | UCL4W | 19.34 | 119.13 | 81.15 | 55.12 | 10.38 | | | | | | |
| | Order Coordination for Unbundled Copper Loops (per loop) | | | UCL | UCLMC | | 8.17 | 8.17 | | | | | | | | |
| | CLEC to CLEC Conversion Charge without outside dispatch (UCL-Des) | | | UCL | UREWO | | 94.87 | 42.57 | | | | | | | | |
| | Order Coordination for Specified Conversion Time (per LSR) | | | UEA, UDN, UAL, UHL, UDL, USL | OCOSL | | 18.13 | | | | | | | | | |
| | Rearrangements | | | | | | | | | | | | | | | |
| | EEL to UNE-L Retermination, per 2 Wire Unbundled Voice Loop-SL2 | | | UEA | UREEL | | 87.90 | 36.44 | | | | | | | | |

| UNBUNDLED NETWORK ELEMENTS - South Carolina | | | | | | | | | | | | Attachment: 2 Exh A | | | | |
|---|---------------|--|---------|------|-------|-------|-----------|--------------|--------|-------------------------|----------------------------------|--------------------------------------|--|--|---|---|
| CATEGORY | RATE ELEMENTS | | Interim | Zone | BCS | USOC | RATES(\$) | | | | Svc Order Submitted Elec per LSR | Svc Order Submitted Manually per LSR | Incremental Charge - Manual Svc Order vs. Electronic-1st | Incremental Charge - Manual Svc Order vs. Electronic-Add'l | Incremental Charge - Manual Svc Order vs. Electronic-Disc 1st | Incremental Charge - Manual Svc Order vs. Electronic-Disc Add'l |
| | | | | | | | Rec | Nonrecurring | | Nonrecurring Disconnect | | OSS Rates(\$) | | | | |
| | | | | | | | | First | Add'l | First | Add'l | SOMEC | SOMAN | SOMAN | SOMAN | SOMAN |
| | | EEL to UNE-L Retermination, per 4 Wire Unbundled Voice Loop | | | UEA | UREEL | | 87.90 | 36.44 | | | | | | | |
| | | EEL to UNE-L Retermination, per 2 Wire ISDN Loop | | | UDN | UREEL | | 91.82 | 44.25 | | | | | | | |
| | | EEL to UNE-L Retermination, per 4 Wire Unbundled Digital Loop | | | UDL | UREEL | | 102.34 | 49.85 | | | | | | | |
| | | EEL to UNE-L Retermination, per 4 Wire Unbundled DS1 Loop | | | USL | UREEL | | 101.30 | 43.13 | | | | | | | |
| UNE LOOP COMMINGLING | | | | | | | | | | | | | | | | |
| 2-WIRE ANALOG VOICE GRADE LOOP - COMMINGLING | | | | | | | | | | | | | | | | |
| | | 2-Wire Analog Voice Grade Loop - Service Level 2 w/Loop or Ground Start Signaling - Zone 1 | | 1 | NTCVG | UEAL2 | 16.68 | 105.98 | 68.43 | 53.05 | 10.61 | | | | | |
| | | 2-Wire Analog Voice Grade Loop - Service Level 2 w/Loop or Ground Start Signaling - Zone 2 | | 2 | NTCVG | UEAL2 | 23.13 | 105.98 | 68.43 | 53.05 | 10.61 | | | | | |
| | | 2-Wire Analog Voice Grade Loop - Service Level 2 w/Loop or Ground Start Signaling - Zone 3 | | 3 | NTCVG | UEAL2 | 28.46 | 105.98 | 68.43 | 53.05 | 10.61 | | | | | |
| | | 2-Wire Analog Voice Grade Loop - Service Level 2 w/Reverse Battery Signaling - Zone 1 | | 1 | NTCVG | UEAR2 | 16.68 | 105.98 | 68.43 | 53.05 | 10.61 | | | | | |
| | | 2-Wire Analog Voice Grade Loop - Service Level 2 w/Reverse Battery Signaling - Zone 2 | | 2 | NTCVG | UEAR2 | 23.13 | 105.98 | 68.43 | 53.05 | 10.61 | | | | | |
| | | 2-Wire Analog Voice Grade Loop - Service Level 2 w/Reverse Battery Signaling - Zone 3 | | 3 | NTCVG | UEAR2 | 28.46 | 105.98 | 68.43 | 53.05 | 10.61 | | | | | |
| | | Switch-As-Is Conversion rate per UNE Loop, Single LSR, (per DS0) | | | NTCVG | URES | | 24.88 | 3.51 | | | | | | | |
| | | Switch-As-Is Conversion rate per UNE Loop, Spreadsheet, (per DS0) | | | NTCVG | URES | | 26.37 | 4.99 | | | | | | | |
| | | CLEC to CLEC Conversion Charge without outside dispatch | | | NTCVG | UREWO | | 87.90 | 36.44 | | | | | | | |
| | | Loop Tagging - Service Level 2 (SL2) | | | NTCVG | URETL | | 11.24 | 1.10 | | | | | | | |
| 4-WIRE ANALOG VOICE GRADE LOOP | | | | | | | | | | | | | | | | |
| | | 4-Wire Analog Voice Grade Loop - Zone 1 | | 1 | NTCVG | UEAL4 | 32.59 | 132.38 | 94.83 | 59.35 | 14.61 | | | | | |
| | | 4-Wire Analog Voice Grade Loop - Zone 2 | | 2 | NTCVG | UEAL4 | 43.89 | 132.38 | 94.83 | 59.35 | 14.61 | | | | | |
| | | 4-Wire Analog Voice Grade Loop - Zone 3 | | 3 | NTCVG | UEAL4 | 43.38 | 132.38 | 94.83 | 59.35 | 14.61 | | | | | |
| | | Switch-As-Is Conversion rate per UNE Loop, Single LSR, (per DS0) | | | NTCVG | URES | | 24.88 | 3.51 | | | | | | | |
| | | Switch-As-Is Conversion rate per UNE Loop, Spreadsheet, (per DS0) | | | NTCVG | URES | | 26.37 | 4.99 | | | | | | | |
| | | CLEC to CLEC Conversion Charge without outside dispatch | | | NTCVG | UREWO | | 87.90 | 36.44 | | | | | | | |
| 4-WIRE DS1 DIGITAL LOOP - COMMINGLING | | | | | | | | | | | | | | | | |
| | | 4-Wire DS1 Digital Loop - Zone 1 | | 1 | NTCD1 | USLXX | 79.51 | 253.03 | 157.89 | 44.80 | 11.73 | | | | | |
| | | 4-Wire DS1 Digital Loop - Zone 2 | | 2 | NTCD1 | USLXX | 136.00 | 253.03 | 157.89 | 44.80 | 11.73 | | | | | |
| | | 4-Wire DS1 Digital Loop - Zone 3 | | 3 | NTCD1 | USLXX | 229.15 | 253.03 | 157.89 | 44.80 | 11.73 | | | | | |
| | | Switch-As-Is Conversion rate per UNE Loop, Single LSR, (per DS1) | | | NTCD1 | URES | | 24.88 | 3.51 | | | | | | | |
| | | Switch-As-Is Conversion rate per UNE Loop, Spreadsheet, (per DS1) | | | NTCD1 | URES | | 26.37 | 4.99 | | | | | | | |
| | | CLEC to CLEC Conversion Charge without outside dispatch | | | NTCD1 | UREWO | | 101.30 | 43.13 | | | | | | | |
| 4-WIRE 19.2, 56 OR 64 KBPS DIGITAL GRADE LOOP | | | | | | | | | | | | | | | | |
| | | 4 Wire Unbundled Digital Loop 2.4 Kbps - Zone 1 | | 1 | NTCUD | UDL2X | 29.93 | 126.66 | 89.12 | 59.35 | 14.61 | | | | | |
| | | 4 Wire Unbundled Digital Loop 2.4 Kbps - Zone 2 | | 2 | NTCUD | UDL2X | 33.99 | 126.66 | 89.12 | 59.35 | 14.61 | | | | | |
| | | 4 Wire Unbundled Digital Loop 2.4 Kbps - Zone3 | | 3 | NTCUD | UDL2X | 34.74 | 126.66 | 89.12 | 59.35 | 14.61 | | | | | |
| | | 4 Wire Unbundled Digital Loop 4.8 Kbps -Zone 1 | | 1 | NTCUD | UDL4X | 29.93 | 126.66 | 89.12 | 59.35 | 14.61 | | | | | |
| | | 4 Wire Unbundled Digital Loop 4.8 Kbps - Zone 2 | | 2 | NTCUD | UDL4X | 33.99 | 126.66 | 89.12 | 59.35 | 14.61 | | | | | |
| | | 4 Wire Unbundled Digital Loop 4.8 Kbps - Zone 3 | | 3 | NTCUD | UDL4X | 34.74 | 126.66 | 89.12 | 59.35 | 14.61 | | | | | |
| | | 4 Wire Unbundled Digital Loop 9.6 Kbps - Zone 1 | | 1 | NTCUD | UDL9X | 29.93 | 126.66 | 89.12 | 59.35 | 14.61 | | | | | |
| | | 5 Wire Unbundled Digital Loop 9.6 Kbps - Zone 2 | | 2 | NTCUD | UDL9X | 33.99 | 126.66 | 89.12 | 59.35 | 14.61 | | | | | |
| | | 6 Wire Unbundled Digital Loop 9.6 Kbps - Zone 3 | | 3 | NTCUD | UDL9X | 34.74 | 126.66 | 89.12 | 59.35 | 14.61 | | | | | |
| | | 4 Wire Unbundled Digital 19.2 Kbps - Zone 1 | | 1 | NTCUD | UDL19 | 29.93 | 126.66 | 89.12 | 59.35 | 14.61 | | | | | |
| | | 4 Wire Unbundled Digital 19.2 Kbps - Zone 2 | | 2 | NTCUD | UDL19 | 33.99 | 126.66 | 89.12 | 59.35 | 14.61 | | | | | |
| | | 4 Wire Unbundled Digital 19.2 Kbps - Zone 3 | | 3 | NTCUD | UDL19 | 34.74 | 126.66 | 89.12 | 59.35 | 14.61 | | | | | |
| | | 4 Wire Unbundled Digital Loop 56 Kbps - Zone 1 | | 1 | NTCUD | UDL56 | 29.93 | 126.66 | 89.12 | 59.35 | 14.61 | | | | | |
| | | 4 Wire Unbundled Digital Loop 56 Kbps - Zone 2 | | 2 | NTCUD | UDL56 | 33.99 | 126.66 | 89.12 | 59.35 | 14.61 | | | | | |

| UNBUNDLED NETWORK ELEMENTS - South Carolina | | | | | | | | | | | Attachment: 2 Exh A | | | | | | |
|---|-----------------------|---|---------|------|---|-------|-----------|--------------|--------|-------------------------|----------------------------------|--------------------------------------|--|--|---|---|-------|
| CATEGORY | RATE ELEMENTS | | Interim | Zone | BCS | USOC | RATES(\$) | | | | Svc Order Submitted Elec per LSR | Svc Order Submitted Manually per LSR | Incremental Charge - Manual Svc Order vs. Electronic-1st | Incremental Charge - Manual Svc Order vs. Electronic-Add'l | Incremental Charge - Manual Svc Order vs. Electronic-Disc 1st | Incremental Charge - Manual Svc Order vs. Electronic-Disc Add'l | |
| | | | | | | | Rec | Nonrecurring | | Nonrecurring Disconnect | | OSS Rates(\$) | | | | | |
| | | | | | | | | First | Add'l | First | Add'l | SOMECH | SOMAN | SOMAN | SOMAN | SOMAN | SOMAN |
| | | 4 Wire Unbundled Digital Loop 56 Kbps - Zone 3 | | 3 | NTCUD | UDL56 | 34.74 | 126.66 | 89.12 | 59.35 | 14.61 | | | | | | |
| | | 4 Wire Unbundled Digital Loop 64 Kbps - Zone 1 | | 1 | NTCUD | UDL64 | 29.93 | 126.66 | 89.12 | 59.35 | 14.61 | | | | | | |
| | | 4 Wire Unbundled Digital Loop 64 Kbps - Zone 2 | | 2 | NTCUD | UDL64 | 33.99 | 126.66 | 89.12 | 59.35 | 14.61 | | | | | | |
| | | 4 Wire Unbundled Digital Loop 64 Kbps - Zone 3 | | 3 | NTCUD | UDL64 | 34.74 | 126.66 | 89.12 | 59.35 | 14.61 | | | | | | |
| | | Switch-As-Is Conversion rate per UNE Loop, Single LSR, (per DS0) | | | NTCUD | URES | | 24.88 | 3.51 | | | | | | | | |
| | | Switch-As-Is Conversion rate per UNE Loop, Spreadsheet, (per DS0) | | | NTCUD | URESP | | 26.37 | 4.99 | | | | | | | | |
| | | CLEC to CLEC Conversion Charge without outside dispatch | | | NTCUD | UREWO | | 102.34 | 49.85 | | | | | | | | |
| | | Order Coordination for Specified Conversion Time (per LSR) | | | NTCVG, NTCUD, NTC1 | OCOSL | | 18.13 | | | | | | | | | |
| LOOP MODIFICATION | | | | | | | | | | | | | | | | | |
| | | Unbundled Loop Modification, Removal of Load Coils - 2 Wire pair less than or equal to 18k ft, per Unbundled Loop | | | UAL, UHL, UCL, UEQ, ULS, UEA, UEANL, UEPSR, UEPSB | ULM2L | | 32.46 | 32.46 | | | | | | | | |
| | | Unbundled Loop Modification Removal of Load Coils - 4 Wire less than or equal to 18K ft, per Unbundled Loop | | | UHL, UCL, UEA | ULM4L | | 32.46 | 32.46 | | | | | | | | |
| | | Unbundled Loop Modification Removal of Bridged Tap Removal, per unbundled loop | | | UAL, UHL, UCL, UEQ, ULS, UEA, UEANL, UEPSR, UEPSB | ULMBT | | 32.48 | 32.48 | | | | | | | | |
| SUB-LOOPS | | | | | | | | | | | | | | | | | |
| | Sub-Loop Distribution | | | | | | | | | | | | | | | | |
| | | Sub-Loop - Per Cross Box Location - CLEC Feeder Facility Set-Up | | | UEANL, UEF | USBSA | | 241.42 | 241.42 | | | | | | | | |
| | | Sub-Loop - Per Cross Box Location - Per 25 Pair Panel Set-Up | | | UEANL, UEF | USBSB | | 22.69 | 22.69 | | | | | | | | |
| | | Sub-Loop - Per Building Equipment Room - CLEC Feeder Facility Set-Up | | | UEANL | USBSC | | 177.84 | 177.84 | | | | | | | | |
| | | Sub-Loop - Per Building Equipment Room - Per 25 Pair Panel Set-Up | | | UEANL | USBSD | | 55.58 | 55.58 | | | | | | | | |
| | | Sub-Loop Distribution Per 2-Wire Analog Voice Grade Loop - Zone 1 | | 1 | UEANL | USBN2 | 8.87 | 65.94 | 31.03 | 45.35 | 6.71 | | | | | | |
| | | Sub-Loop Distribution Per 2-Wire Analog Voice Grade Loop - Zone 2 | | 2 | UEANL | USBN2 | 12.58 | 65.94 | 31.03 | 45.35 | 6.71 | | | | | | |
| | | Sub-Loop Distribution Per 2-Wire Analog Voice Grade Loop - Zone 3 | | 3 | UEANL | USBN2 | 14.79 | 65.94 | 31.03 | 45.35 | 6.71 | | | | | | |
| | | Order Coordination for Unbundled Sub-Loops, per sub-loop pair | | | UEANL | USBMC | | 8.17 | 8.17 | | | | | | | | |
| | | Sub-Loop Distribution Per 4-Wire Analog Voice Grade Loop - Zone 1 | | 1 | UEANL | USBN4 | 14.11 | 79.21 | 44.29 | 49.82 | 9.09 | | | | | | |
| | | Sub-Loop Distribution Per 4-Wire Analog Voice Grade Loop - Zone 2 | | 2 | UEANL | USBN4 | 19.40 | 79.21 | 44.29 | 49.82 | 9.09 | | | | | | |
| | | Sub-Loop Distribution Per 4-Wire Analog Voice Grade Loop - Zone 3 | | 3 | UEANL | USBN4 | 18.90 | 79.21 | 44.29 | 49.82 | 9.09 | | | | | | |
| | | Order Coordination for Unbundled Sub-Loops, per sub-loop pair | | | UEANL | USBMC | | 8.17 | 8.17 | | | | | | | | |
| | | Sub-Loop 2-Wire Intrabuilding Network Cable (INC) | | | UEANL | USBR2 | 2.41 | 53.13 | 18.21 | 45.35 | 6.71 | | | | | | |
| | | Order Coordination for Unbundled Sub-Loops, per sub-loop pair | | | UEANL | USBMC | | 8.17 | 8.17 | | | | | | | | |
| | | Sub-Loop 4-Wire Intrabuilding Network Cable (INC) | | | UEANL | USBR4 | 5.36 | 59.38 | 24.47 | 49.82 | 9.09 | | | | | | |
| | | Order Coordination for Unbundled Sub-Loops, per sub-loop pair | | | UEANL | USBMC | | 8.17 | 8.17 | | | | | | | | |
| | | Loop Testing - Basic 1st Half Hour | | | UEANL | URET1 | | 34.23 | 0.00 | | | | | | | | |
| | | Loop Testing - Basic Additional Half Hour | | | UEANL | URETA | | 19.90 | 19.90 | | | | | | | | |
| | | 2 Wire Copper Unbundled Sub-Loop Distribution - Zone 1 | | 1 | UEF | UCS2X | 7.11 | 65.94 | 31.03 | 45.35 | 6.71 | | | | | | |
| | | 2 Wire Copper Unbundled Sub-Loop Distribution - Zone 2 | | 2 | UEF | UCS2X | 9.83 | 65.94 | 31.03 | 45.35 | 6.71 | | | | | | |
| | | 2 Wire Copper Unbundled Sub-Loop Distribution - Zone 3 | | 3 | UEF | UCS2X | 10.48 | 65.94 | 31.03 | 45.35 | 6.71 | | | | | | |

| UNBUNDLED NETWORK ELEMENTS - South Carolina | | | | | | | | | | | | Attachment: 2 Exh A | | | | |
|---|---------------|--|---------|------|--|-------|-----------|--------------|-------|-------------------------|----------------------------------|--------------------------------------|--|--|---|---|
| CATEGORY | RATE ELEMENTS | | Interim | Zone | BCS | USOC | RATES(\$) | | | | Svc Order Submitted Elec per LSR | Svc Order Submitted Manually per LSR | Incremental Charge - Manual Svc Order vs. Electronic-1st | Incremental Charge - Manual Svc Order vs. Electronic-Add'l | Incremental Charge - Manual Svc Order vs. Electronic-Disc 1st | Incremental Charge - Manual Svc Order vs. Electronic-Disc Add'l |
| | | | | | | | Rec | Nonrecurring | | Nonrecurring Disconnect | | OSS Rates(\$) | | | | |
| | | | | | | | | First | Add'l | First | Add'l | SOMEC | SOMAN | SOMAN | SOMAN | SOMAN |
| | | Order Coordination for Unbundled Sub-Loops, per sub-loop pair | | | UEF | USBMC | | 8.17 | 8.17 | | | | | | | |
| | | 4 Wire Copper Unbundled Sub-Loop Distribution - Zone 1 | | 1 | UEF | UCS4X | 7.85 | 79.21 | 44.29 | 49.82 | 9.09 | | | | | |
| | | 4 Wire Copper Unbundled Sub-Loop Distribution - Zone 2 | | 2 | UEF | UCS4X | 14.17 | 79.21 | 44.29 | 49.82 | 9.09 | | | | | |
| | | 4 Wire Copper Unbundled Sub-Loop Distribution - Zone 3 | | 3 | UEF | UCS4X | 12.64 | 79.21 | 44.29 | 49.82 | 9.09 | | | | | |
| | | Order Coordination for Unbundled Sub-Loops, per sub-loop pair | | | UEF | USBMC | | 8.17 | 8.17 | | | | | | | |
| | | Loop Tagging Service Level 1, Unbundled Copper Loop, Non-Designed and Distribution Subloops | | | UEF, UEANL | URETL | | 8.95 | 0.88 | | | | | | | |
| | | Loop Testing - Basic 1st Half Hour | | | UEF | URET1 | | 34.23 | 0.00 | | | | | | | |
| | | Loop Testing - Basic Additional Half Hour | | | UEF | URETA | | 19.90 | 19.90 | | | | | | | |
| | | Unbundled Sub-Loop Modification | | | | | | | | | | | | | | |
| | | Unbundled Sub-Loop Modification - 2-W Copper Dist Load Coil/Equip Removal per 2-W PR | | | UEF | ULM2X | | 176.17 | 5.11 | | | | | | | |
| | | Unbundled Sub-loop Modification - 4-W Copper Dist Load Coil/Equip Removal per 4-W PR | | | UEF | ULM4X | | 176.17 | 5.11 | | | | | | | |
| | | Unbundled Loop Modification, Removal of Bridge Tap, per unbundled loop | | | UEF | ULMBT | | 278.82 | 6.13 | | | | | | | |
| | | Unbundled Network Terminating Wire (UNTW) | | | | | | | | | | | | | | |
| | | Unbundled Network Terminating Wire (UNTW) per Pair | | | UENTW | UENPP | 0.3303 | 30.20 | 30.20 | | | | | | | |
| | | Network Interface Device (NID) | | | | | | | | | | | | | | |
| | | Network Interface Device (NID) - 1-2 lines | | | UENTW | UND12 | | 43.68 | 28.79 | | | | | | | |
| | | Network Interface Device (NID) - 1-6 lines | | | UENTW | UND16 | | 64.42 | 49.53 | | | | | | | |
| | | Network Interface Device Cross Connect - 2 W | | | UENTW | UNDC2 | | 5.92 | 5.92 | | | | | | | |
| | | Network Interface Device Cross Connect - 4W | | | UENTW | UNDC4 | | 5.92 | 5.92 | | | | | | | |
| UNE OTHER, PROVISIONING ONLY - NO RATE | | | | | | | | | | | | | | | | |
| | | | | | UAL, UCL, UDC, UDL, UDN, UEA, UHL, UEANL, UEF, UEQ, UENTW, NTCVG, NTCUD, NTCDD1, USL | UNECN | 0.00 | 0.00 | | | | | | | | |
| | | Unbundled Contact Name, Provisioning Only - no rate | | | USL, NTCDD1 | CCOSF | 0.00 | 0.00 | | | | | | | | |
| | | Unbundled DS1 Loop - Superframe Format Option - no rate | | | | | | | | | | | | | | |
| | | Unbundled DS1 Loop - Expanded Superframe Format option - no rate | | | USL, NTCDD1 | CCOEF | 0.00 | 0.00 | | | | | | | | |
| | | NID - Dispatch and Service Order for NID installation | | | UENTW | UNDBX | 0.00 | 0.00 | | | | | | | | |
| | | UNTW Circuit Establishment, Provisioning Only - No Rate | | | UENTW | UENCE | 0.00 | 0.00 | | | | | | | | |
| LOOP MAKE-UP | | | | | | | | | | | | | | | | |
| | | Loop Makeup - Preordering Without Reservation, per working or spare facility queried (Manual). | | | UMK | UMKLW | | 24.04 | 24.04 | | | | | | | |
| | | Loop Makeup - Preordering With Reservation, per spare facility queried (Manual). | | | UMK | UMKLP | | 25.49 | 25.49 | | | | | | | |
| | | Loop Makeup--With or Without Reservation, per working or spare facility queried (Mechanized) | | | UMK | UMKMQ | | 0.34 | 0.34 | | | | | | | |
| LINE SPLITTING | | | | | | | | | | | | | | | | |
| | | END USER ORDERING-CENTRAL OFFICE BASED | | | | | | | | | | | | | | |
| | | Line Splitting - per line activation DLEC owned splitter | | | UEPSR UEPSB | UREOS | 0.61 | | | | | | | | | |
| | | Line Splitting - per line activation BST owned - physical | | | UEPSR UEPSB | UREBP | 0.61 | 37.09 | 21.24 | 20.07 | 9.85 | | | | | |
| | | Line Splitting - per line activation BST owned - virtual | | | UEPSR UEPSB | UREBV | 0.61 | 37.09 | 21.24 | 20.07 | 9.85 | | | | | |
| | | END USER ORDERING - REMOTE SITE LINE SPLITTING | | | | | | | | | | | | | | |
| UNBUNDLED EXCHANGE ACCESS LOOP | | | | | | | | | | | | | | | | |
| 2-WIRE ANALOG VOICE GRADE LOOP | | | | | | | | | | | | | | | | |
| | | 2 Wire Analog Voice Grade Loop-Service Level 1-Line Splitting-Zone 1 | | 1 | UEPSR UEPSB | UEALS | 14.94 | 37.92 | 17.62 | 23.56 | 5.32 | | | | | |
| | | 2 Wire Analog Voice Grade Loop-Service Level 1-Line Splitting-Zone 1 | | 1 | UEPSR UEPSB | UEABS | 14.94 | 37.92 | 17.62 | 23.56 | 5.32 | | | | | |
| | | 2 Wire Analog Voice Grade Loop- Service Level 1-Line Splitting-Zone 2 | | 2 | UEPSR UEPSB | UEALS | 21.39 | 37.92 | 17.62 | 23.56 | 5.32 | | | | | |

| UNBUNDLED NETWORK ELEMENTS - South Carolina | | | | | | | | | | | Attachment: 2 Exh A | | | | | |
|---|--|--|---------|------|-------------|-------|-----------|--------------|--------|-------------------------|----------------------------------|--------------------------------------|--|--|---|---|
| CATEGORY | | RATE ELEMENTS | Interim | Zone | BCS | USOC | RATES(\$) | | | | Svc Order Submitted Elec per LSR | Svc Order Submitted Manually per LSR | Incremental Charge - Manual Svc Order vs. Electronic-1st | Incremental Charge - Manual Svc Order vs. Electronic-Add'l | Incremental Charge - Manual Svc Order vs. Electronic-Disc 1st | Incremental Charge - Manual Svc Order vs. Electronic-Disc Add'l |
| | | | | | | | Rec | Nonrecurring | | Nonrecurring Disconnect | | OSS Rates(\$) | | | | |
| | | | | | | | | First | Add'l | First | Add'l | SOMEc | SOMAN | SOMAN | SOMAN | SOMAN |
| | | 2 Wire Analog Voice Grade Loop- Service Level 1-Line Splitting-Zone 2 | | 2 | UEPSR UEPSB | UEABS | 21.39 | 37.92 | 17.62 | 23.56 | 5.32 | | | | | |
| | | 2 Wire Analog Voice Grade Loop-Service Level 1-Line Splitting-Zone 3 | | 3 | UEPSR UEPSB | UEALS | 26.72 | 37.92 | 17.62 | 23.56 | 5.32 | | | | | |
| | | 2 Wire Analog Voice Grade Loop-Service Level 1-Line Splitting-Zone 3 | | 3 | UEPSR UEPSB | UEABS | 26.72 | 37.92 | 17.62 | 23.56 | 5.32 | | | | | |
| | | PHYSICAL COLLOCATION | | | | | | | | | | | | | | |
| | | Physical Collocation-2 Wire Cross Connects (Loop) for Line Splitting | | | UEPSR UEPSB | PE1LS | 0.0341 | 12.32 | 11.83 | 6.04 | 5.45 | | | | | |
| | | VIRTUAL COLLOCATION | | | | | | | | | | | | | | |
| | | Virtual Collocation-2 Wire Cross Connects (Loop) for Line Splitting | | | UEPSR UEPSB | VE1LS | 0.0317 | 12.32 | 11.83 | 6.04 | 5.45 | | | | | |
| | | UNBUNDLED DEDICATED TRANSPORT | | | | | | | | | | | | | | |
| | | INTEROFFICE CHANNEL - DEDICATED TRANSPORT | | | | | | | | | | | | | | |
| | | Interoffice Channel - 2-Wire Voice Grade - per mile | | | U1TVX | 1L5XX | 0.0167 | | | | | | | | | |
| | | Interoffice Channel - 2-Wire Voice Grade - Facility Termination | | | U1TVX | U1TV2 | 24.30 | 40.63 | 27.47 | 16.77 | 6.91 | | | | | |
| | | Interoffice Channel - 2-Wire Voice Grade Rev Bat. - per mile | | | U1TVX | 1L5XX | 0.0167 | | | | | | | | | |
| | | Interoffice Channel - 2-Wire VG Rev Bat. - Facility Termination | | | U1TVX | U1TR2 | 24.30 | 40.63 | 27.47 | 16.77 | 6.91 | | | | | |
| | | Interoffice Channel - 4-Wire Voice Grade - per mile | | | U1TVX | 1L5XX | 0.0167 | | | | | | | | | |
| | | Interoffice Channel - 4- Wire Voice Grade - Facility Termination | | | U1TVX | U1TV4 | 21.29 | 40.63 | 27.47 | 16.77 | 6.91 | | | | | |
| | | Interoffice Channel - 56 kbps - per mile | | | U1TDX | 1L5XX | 0.0167 | | | | | | | | | |
| | | Interoffice Channel - 56 kbps - Facility Termination | | | U1TDX | U1TD5 | 16.76 | 40.63 | 27.47 | 16.77 | 6.91 | | | | | |
| | | Interoffice Channel - 64 kbps - per mile | | | U1TDX | 1L5XX | 0.0167 | | | | | | | | | |
| | | Interoffice Channel - 64 kbps - Facility Termination | | | U1TDX | U1TD6 | 16.76 | 40.63 | 27.47 | 16.77 | 6.91 | | | | | |
| | | Interoffice Channel - DS1 - per mile | | | U1TD1 | 1L5XX | 0.0167 | | | | | | | | | |
| | | Interoffice Channel - DS1 - Facility Termination | | | U1TD1 | U1TF1 | 77.14 | 89.47 | 81.99 | 16.39 | 14.48 | | | | | |
| | | Interoffice Channel - DS3 - per mile | | | U1TD3 | 1L5XX | 8.02 | | | | | | | | | |
| | | Interoffice Channel - DS3 - Facility Termination | | | U1TD3 | U1TF3 | 880.65 | 279.37 | 163.12 | 60.33 | 58.59 | | | | | |
| | | Interoffice Channel - STS-1 - per mile | | | U1TS1 | 1L5XX | 8.02 | | | | | | | | | |
| | | Interoffice Channel - STS-1 - Facility Termination | | | U1TS1 | U1TFS | 880.55 | 279.37 | 163.12 | 60.33 | 58.59 | | | | | |
| | | UNBUNDLED DARK FIBER | | | | | | | | | | | | | | |
| | | Dark Fiber - Interoffice Transport, Per Four Fiber Strands, Per Route Mile Or Fraction Thereof | | | UDF, UDFCX | 1L5DF | 36.41 | | | | | | | | | |
| | | Dark Fiber - Interoffice Transport, Per Four Fiber Strands, Per Route Mile Or Fraction Thereof | | | UDF, UDFCX | UDF14 | | 640.51 | 138.17 | 317.76 | 198.11 | | | | | |
| | | HIGH CAPACITY UNBUNDLED LOCAL LOOP | | | | | | | | | | | | | | |
| | | DS-3/STS-1 UNBUNDLED LOCAL LOOP - Stand Alone | | | | | | | | | | | | | | |
| | | DS3 Unbundled Local Loop - per mile | | | UE3 | 1L5ND | 12.26 | | | | | | | | | |
| | | DS3 Unbundled Local Loop - Facility Termination | | | UE3 | UE3PX | 306.36 | 452.52 | 264.53 | 119.75 | 83.77 | | | | | |
| | | STS-1Unbundled Local Loop - per mile | | | UDLSX | 1L5ND | 12.26 | | | | | | | | | |
| | | STS-1 Unbundled Local Loop - Facility Termination | | | UDLSX | UDLS1 | 313.49 | 452.52 | 264.53 | 119.75 | 83.77 | | | | | |
| | | ENHANCED EXTENDED LINK (EELs) | | | | | | | | | | | | | | |
| | | Network Elements Used in Combinations | | | | | | | | | | | | | | |
| | | 2-Wire VG Loop (SL2) in Combination - Zone 1 | | 1 | UNCVX | UEAL2 | 16.68 | 105.98 | 68.43 | 53.05 | 10.61 | | | | | |
| | | 2-Wire VG Loop (SL2) in Combination - Zone 2 | | 2 | UNCVX | UEAL2 | 23.13 | 105.98 | 68.43 | 53.05 | 10.61 | | | | | |
| | | 2-Wire VG Loop (SL2) in Combination - Zone 3 | | 3 | UNCVX | UEAL2 | 28.46 | 105.98 | 68.43 | 53.05 | 10.61 | | | | | |
| | | 4-Wire Analog Voice Grade Loop in Combination - Zone 1 | | 1 | UNCVX | UEAL4 | 32.59 | 132.38 | 94.83 | 59.35 | 14.61 | | | | | |
| | | 4-Wire Analog Voice Grade Loop in Combination - Zone 2 | | 2 | UNCVX | UEAL4 | 43.89 | 132.38 | 94.83 | 59.35 | 14.61 | | | | | |
| | | 4-Wire Analog Voice Grade Loop in Combination - Zone 3 | | 3 | UNCVX | UEAL4 | 43.38 | 132.38 | 94.83 | 59.35 | 14.61 | | | | | |
| | | 2-Wire ISDN Loop in Combination - Zone 1 | | 1 | UNCNX | U1L2X | 25.21 | 117.58 | 80.03 | 53.05 | 10.61 | | | | | |
| | | 2-Wire ISDN Loop in Combination - Zone 2 | | 2 | UNCNX | U1L2X | 32.76 | 117.58 | 80.03 | 53.05 | 10.61 | | | | | |
| | | 2-Wire ISDN Loop in Combination - Zone 3 | | 3 | UNCNX | U1L2X | 37.70 | 117.58 | 80.03 | 53.05 | 10.61 | | | | | |
| | | 4-Wire 56Kbps Digital Grade Loop in Combination - Zone 1 | | 1 | UNCDX | UDL56 | 29.93 | 126.66 | 89.12 | 59.35 | 14.61 | | | | | |
| | | 4-Wire 56Kbps Digital Grade Loop in Combination - Zone 2 | | 2 | UNCDX | UDL56 | 33.99 | 126.66 | 89.12 | 59.35 | 14.61 | | | | | |
| | | 4-Wire 56Kbps Digital Grade Loop in Combination - Zone 3 | | 3 | UNCDX | UDL56 | 34.74 | 126.66 | 89.12 | 59.35 | 14.61 | | | | | |
| | | 4-Wire 64Kbps Digital Grade Loop in Combination - Zone 1 | | 1 | UNCDX | UDL64 | 29.93 | 126.66 | 89.12 | 59.35 | 14.61 | | | | | |
| | | 4-Wire 64Kbps Digital Grade Loop in Combination - Zone 2 | | 2 | UNCDX | UDL64 | 33.99 | 126.66 | 89.12 | 59.35 | 14.61 | | | | | |

| UNBUNDLED NETWORK ELEMENTS - South Carolina | | | | | | | | | | | | Attachment: 2 Exh A | | | | |
|---|---------------|---|---------|------|--------------------------|-------|-----------|--------------|--------|-------------------------|----------------------------------|--------------------------------------|--|--|---|---|
| CATEGORY | RATE ELEMENTS | | Interim | Zone | BCS | USOC | RATES(\$) | | | | Svc Order Submitted Elec per LSR | Svc Order Submitted Manually per LSR | Incremental Charge - Manual Svc Order vs. Electronic-1st | Incremental Charge - Manual Svc Order vs. Electronic-Add'l | Incremental Charge - Manual Svc Order vs. Electronic-Disc 1st | Incremental Charge - Manual Svc Order vs. Electronic-Disc Add'l |
| | | | | | | | Rec | Nonrecurring | | Nonrecurring Disconnect | | OSS Rates(\$) | | | | |
| | | | | | | | | First | Add'l | First | Add'l | SOMEc | SOMAN | SOMAN | SOMAN | SOMAN |
| | | 4-Wire 64Kbps Digital Grade Loop in Combination - Zone 3 | | 3 | UNCDX | UDL64 | 34.74 | 126.66 | 89.12 | 59.35 | 14.61 | | | | | |
| | | 4-Wire DS1 Digital Loop in Combination - Zone 1 | | 1 | UNC1X | USLXX | 79.51 | 253.03 | 157.89 | 44.80 | 11.73 | | | | | |
| | | 4-Wire DS1 Digital Loop in Combination - Zone 2 | | 2 | UNC1X | USLXX | 136.00 | 253.03 | 157.89 | 44.80 | 11.73 | | | | | |
| | | 4-Wire DS1 Digital Loop in Combination - Zone 3 | | 3 | UNC1X | USLXX | 229.15 | 253.03 | 157.89 | 44.80 | 11.73 | | | | | |
| | | DS3 Local Loop in combination - per mile | | | UNC3X | 1L5ND | 12.26 | | | | | | | | | |
| | | DS3 Local Loop in combination - Facility Termination | | | UNC3X | UE3PX | 306.36 | 452.52 | 264.53 | 119.75 | 83.77 | | | | | |
| | | STS-1 Local Loop in combination - per mile | | | UNCSX | 1L5ND | 12.26 | | | | | | | | | |
| | | STS-1 Local Loop in combination - Facility Termination | | | UNCSX | UDLS1 | 313.49 | 452.52 | 264.53 | 119.75 | 83.77 | | | | | |
| | | Interoffice Channel in combination - 2-wire VG - per mile | | | UNCVX | 1L5XX | 0.0167 | | | | | | | | | |
| | | Interoffice Channel in combination - 2-wire VG - Facility Termination | | | UNCVX | U1TV2 | 24.30 | 40.63 | 27.47 | 16.77 | 6.91 | | | | | |
| | | Interoffice Channel in combination - 4-wire VG - per mile | | | UNCVX | 1L5XX | 0.0167 | | | | | | | | | |
| | | Interoffice Channel in combination - 4-wire VG - Facility Termination | | | UNCVX | U1TV4 | 21.29 | 40.63 | 27.47 | 16.77 | 6.91 | | | | | |
| | | Interoffice Channel in combination - 4-wire 56 kbps - per mile | | | UNCDCX | 1L5XX | 0.0167 | | | | | | | | | |
| | | Interoffice Channel in combination - 4-wire 56 kbps - Facility Termination | | | UNCDCX | U1TD5 | 16.76 | 40.63 | 27.47 | 16.77 | 6.91 | | | | | |
| | | Interoffice Channel in combination - 4-wire 64 kbps - per mile | | | UNCDCX | 1L5XX | 0.0167 | | | | | | | | | |
| | | Interoffice Channel in combination - 4-wire 64 kbps - Facility Termination | | | UNCDCX | U1TD6 | 16.76 | 40.63 | 27.47 | 16.77 | 6.91 | | | | | |
| | | Interoffice Channel in combination - DS1 - per mile | | | UNC1X | 1L5XX | 0.0167 | | | | | | | | | |
| | | Interoffice Channel in combination - DS1 Facility Termination | | | UNC1X | U1TF1 | 77.14 | 89.47 | 81.99 | 16.39 | 14.48 | | | | | |
| | | Interoffice Channel in combination - DS3 - per mile | | | UNC3X | 1L5XX | 8.02 | | | | | | | | | |
| | | Interoffice Channel in combination - DS3 - Facility Termination | | | UNC3X | U1TF3 | 880.65 | 279.37 | 163.12 | 60.33 | 58.59 | | | | | |
| | | Interoffice Channel in combination - STS-1 - per mile | | | UNCSX | 1L5XX | 8.02 | | | | | | | | | |
| | | Interoffice Channel in combination - STS-1 Facility Termination | | | UNCSX | U1TFS | 880.55 | 279.37 | 163.12 | 60.33 | 58.59 | | | | | |
| ADDITIONAL NETWORK ELEMENTS | | | | | | | | | | | | | | | | |
| Optional Features & Functions: | | | | | | | | | | | | | | | | |
| | | Clear Channel Capability Extended Frame Option - per DS1 | i | | U1TD1, ULDD1,UNC1X | CCOEF | | 0.00 | | | | | | | | |
| | | Clear Channel Capability Super FrameOption - per DS1 | i | | U1TD1, ULDD1,UNC1X | CCOSF | | 0.00 | | | | | | | | |
| | | Clear Channel Capability (SF/ESF) Option - Subsequent Activity - per DS1 | i | | ULDD1, U1TD1, UNC1X, USL | NRCCC | | 185.26 | 23.86 | 1.99 | 0.78 | | | | | |
| | | C-bit Parity Option - Subsequent Activity - per DS3 | i | | U1TD3, ULDD3, UE3, UNC3X | NRCC3 | | 219.58 | 7.69 | 0.737 | 0.00 | | | | | |
| | | DS1/DS0 Channel System | | | UNC1X | MQ1 | 107.57 | 91.24 | 62.71 | 10.56 | 9.81 | | | | | |
| | | DS3/DS1Channel System | | | UNC3X | MQ3 | 144.02 | 178.54 | 94.18 | 33.33 | 31.90 | | | | | |
| | | Voice Grade COCI in combination | | | UNCVX | 1D1VG | 0.56 | 6.59 | 4.73 | | | | | | | |
| | | Voice Grade COCI - for Local Loop | | | UEA | 1D1VG | 0.56 | 6.59 | 4.73 | | | | | | | |
| | | Voice Grade COCI - for connection to a channelized DS1 Local Channel in the same SWC as collocation | | | U1TUC | 1D1VG | 0.56 | 6.59 | 4.73 | | | | | | | |
| | | OCU-DP COCI (2.4-64kbs) in combination | | | UNCDCX | 1D1DD | 1.19 | 6.59 | 4.73 | | | | | | | |
| | | OCU-DP COCI (2.4-64kbs) - for Local Loop | | | UDL | 1D1DD | 1.19 | 6.59 | 4.73 | | | | | | | |
| | | OCU-DP COCI (2.4-64kbs) - for connection to a channelized DS1 Local Channel in the same SWC as collocation | | | U1TUD | 1D1DD | 1.19 | 6.59 | 4.73 | | | | | | | |
| | | 2-wire ISDN COCI (BRITE) in combination | | | UNCNX | UC1CA | 2.56 | 6.59 | 4.73 | | | | | | | |
| | | 2-wire ISDN COCI (BRITE) - for Local Loop | | | UDN | UC1CA | 2.56 | 6.59 | 4.73 | | | | | | | |
| | | 2-wire ISDN COCI (BRITE) - for connection to a channelized DS1 Local Channel in the same SWC as collocation | | | U1TUB | UC1CA | 2.56 | 6.59 | 4.73 | | | | | | | |
| | | DS1 COCI in combination | | | UNC1X | UC1D1 | 8.64 | 6.59 | 4.73 | | | | | | | |
| | | DS1 COCI - for Local Loop | | | USL | UC1D1 | 8.64 | 6.59 | 4.73 | | | | | | | |
| | | DS1 COCI - for connection to a channelized DS1 Local Channel in the same SWC as collocation | | | U1TUA | UC1D1 | 8.64 | 6.59 | 4.73 | | | | | | | |
| | | DS1 COCI - for Interoffice Channel | | | U1TD1 | UC1D1 | 8.64 | 6.59 | 4.73 | | | | | | | |
| | | DS1 COCI - for Local Channel | | | ULDD1 | UC1D1 | 8.64 | 6.59 | 4.73 | | | | | | | |

| UNBUNDLED NETWORK ELEMENTS - South Carolina | | | | | | | | | | | Attachment: 2 Exh A | | | | |
|---|---|---------|------|---|-------|-----------|--------------|-------|-------------------------|----------------------------------|--------------------------------------|--|--|---|---|
| CATEGORY | RATE ELEMENTS | Interim | Zone | BCS | USOC | RATES(\$) | | | | Svc Order Submitted Elec per LSR | Svc Order Submitted Manually per LSR | Incremental Charge - Manual Svc Order vs. Electronic-1st | Incremental Charge - Manual Svc Order vs. Electronic-Add'l | Incremental Charge - Manual Svc Order vs. Electronic-Disc 1st | Incremental Charge - Manual Svc Order vs. Electronic-Disc Add'l |
| | | | | | | Rec | Nonrecurring | | Nonrecurring Disconnect | | OSS Rates(\$) | | | | |
| | | | | | | | First | Add'l | First | Add'l | SOMEc | SOMAN | SOMAN | SOMAN | SOMAN |
| | Wholesale - UNE, Switch-As-Is Conversion Charge | | | UNCVX, UNCDX, UNC1X, UNC3X, UNCSX, UDFCX, XDH1X, HFQC6, XDD2X, XDV6X, XDDFX, XDD4X, HFRST | UNCCC | | 5.61 | 5.61 | | | | | | | |
| | Unbundled Misc Rate Element, SNE SAI, Single Network Element - Switch As Is Non-recurring Charge, per circuit (LSR) | | | U1TVX, U1TDX, U1TD1, U1TD3, U1TS1, UDF, UE3 | URES | | 40.27 | 13.52 | | | | | | | |
| | Unbundled Misc Rate Element, SNE SAI, Single Network Element - Switch As Is Non-recurring Charge, incremental charge per circuit on a spreadsheet | | | U1TVX, U1TDX, U1TD1, U1TD3, U1TS1, UDF, UE3 | URESP | | 23.80 | 12.11 | | | | | | | |
| | Access to DCS - Customer Reconfiguration (FlexServ) | | | | | | | | | | | | | | |
| | Customer Reconfiguration Establishment | | | | | | 1.48 | | 1.85 | | | | | | |
| | DS1 DCS Termination with DS0 Switching | | | | | 27.96 | 25.60 | 19.70 | 16.67 | 13.41 | | | | | |
| | DS1 DCS Termination with DS1 Switching | | | | | 12.67 | 18.51 | 12.61 | 12.24 | 8.98 | | | | | |
| | DS3 DCS Termination with DS1 Switching | | | | | 176.51 | 25.60 | 19.70 | 16.67 | 13.41 | | | | | |
| | Node (SynchroNet) | | | | | | | | | | | | | | |
| | Node per month | | | UNCDX | UNCNT | 14.55 | | | | | | | | | |
| | Service Rearrangements | | | | | | | | | | | | | | |
| | NRC - Change in Facility Assignment per circuit Service Rearrangement | I | | U1TVX, U1TDX, UEA, UDL, U1TUC, U1TUD, U1TUB, ULDVX, ULDDX, UNCVX, UNCDX, UNC1X | URETD | | 101.30 | 43.13 | | | | | | | |
| | NRC - Change in Facility Assignment per circuit Project Management (added to CFA per circuit if project managed) | I | | U1TVX, U1TDX, UEA, UDL, U1TUC, U1TUD, U1TUB, ULDVX, ULDDX, UNCVX, UNCDX, UNC1X | URETB | | 3.66 | 3.66 | | | | | | | |
| | NRC - Order Coordination Specific Time - Dedicated Transport | I | | UNC1X, UNC3X | OCOSR | | 18.90 | 18.90 | | | | | | | |
| | UNE Reconfiguration Change Charge per Circuit | I | | UNC1X | URERC | | 35.00 | 35.00 | | | | | | | |
| | UNE Reconfiguration Change Charge per Circuit Project Managed | I | | UNC1X | URERP | | 3.66 | 3.66 | | | | | | | |
| COMMINGLING | | | | | | | | | | | | | | | |
| | Commingling Authorization | | | UNCVX, UNCDX, UNC1X, UNC3X, UNCSX, U1TD1, U1TD3, U1TS1, UE3, UDLSX, U1TVX, U1TDX, U1TUB, ULDVX, ULDD1, ULDD3, ULDS1 | CMGAU | 0.00 | 0.00 | 0.00 | 0.00 | 0.00 | | | | | |
| | Commingled (UNE part of single bandwidth circuit) | | | | | | | | | | | | | | |
| | Commingled VG COCI | | | XDV2X, NTCVG | 1D1VG | 0.56 | 6.59 | 4.73 | | | | | | | |
| | Commingled Digital COCI | | | XDV6X, NTCUD | 1D1DD | 1.19 | 6.59 | 4.73 | | | | | | | |
| | Commingled ISDN COCI | | | XDD4X | UC1CA | 2.56 | 6.59 | 4.73 | | | | | | | |
| | Commingled 2-wire VG Interoffice Channel Facility Termination | | | XDV2X | U1TV2 | 24.30 | 40.63 | 27.47 | 16.77 | 6.91 | | | | | |
| | Commingled 4-wire VG Interoffice Channel Facility Termination | | | XDV6X | U1TV4 | 21.29 | 40.63 | 27.47 | 16.77 | 6.91 | | | | | |
| | Commingled 56kbps Interoffice Channel Facility Termination | | | XDD4X | U1TD5 | 16.76 | 40.63 | 27.47 | 16.77 | 6.91 | | | | | |
| | Commingled 64kbps Interoffice Channel Facility Termination | | | XDD4X | U1TD6 | 16.76 | 40.63 | 27.47 | 16.77 | 6.91 | | | | | |
| | Commingled VG/DS0 Interoffice Channel per mile | | | XDV2X, XDV6X, XDD4X | 1L5XX | 0.0167 | | | | | | | | | |
| | Commingled 2-wire Local Loop Zone 1 | | 1 | XDV2X | UEAL2 | 16.68 | 105.98 | 68.43 | 53.05 | 10.61 | | | | | |
| | Commingled 2-wire Local Loop Zone 2 | | 2 | XDV2X | UEAL2 | 23.13 | 105.98 | 68.43 | 53.05 | 10.61 | | | | | |

| UNBUNDLED NETWORK ELEMENTS - South Carolina | | | | | | | | | | | | Attachment: 2 Exh A | | | | |
|---|--|---------|------|---------------|-------|-----------|--------------|--------|-------------------------|--------|----------------------------------|--------------------------------------|--|--|---|---|
| CATEGORY | RATE ELEMENTS | Interim | Zone | BCS | USOC | RATES(\$) | | | | | Svc Order Submitted Elec per LSR | Svc Order Submitted Manually per LSR | Incremental Charge - Manual Svc Order vs. Electronic-1st | Incremental Charge - Manual Svc Order vs. Electronic-Add'l | Incremental Charge - Manual Svc Order vs. Electronic-Disc 1st | Incremental Charge - Manual Svc Order vs. Electronic-Disc Add'l |
| | | | | | | Rec | Nonrecurring | | Nonrecurring Disconnect | | OSS Rates(\$) | | | | | |
| | | | | | | | First | Add'l | First | Add'l | SOMEc | SOMAN | SOMAN | SOMAN | SOMAN | SOMAN |
| | Commingle 2-wire Local Loop Zone 3 | | 3 | XDV2X | UEAL2 | 28.46 | 105.98 | 68.43 | 53.05 | 10.61 | | | | | | |
| | Commingle 4-wire Local Loop Zone 1 | | 1 | XDV6X | UEAL4 | 32.59 | 132.38 | 94.83 | 59.35 | 14.61 | | | | | | |
| | Commingle 4-wire Local Loop Zone 2 | | 2 | XDV6X | UEAL4 | 43.89 | 132.38 | 94.83 | 59.35 | 14.61 | | | | | | |
| | Commingle 4-wire Local Loop Zone 3 | | 3 | XDV6X | UEAL4 | 43.38 | 132.38 | 94.83 | 59.35 | 14.61 | | | | | | |
| | Commingle 56kbps Local Loop Zone 1 | | 1 | XDD4X | UDL56 | 29.93 | 126.66 | 89.12 | 59.35 | 14.61 | | | | | | |
| | Commingle 56kbps Local Loop Zone 2 | | 2 | XDD4X | UDL56 | 33.99 | 126.66 | 89.12 | 59.35 | 14.61 | | | | | | |
| | Commingle 56kbps Local Loop Zone 3 | | 3 | XDD4X | UDL56 | 34.74 | 126.66 | 89.12 | 59.35 | 14.61 | | | | | | |
| | Commingle 64kbps Local Loop Zone 1 | | 1 | XDD4X | UDL64 | 29.93 | 126.66 | 89.12 | 59.35 | 14.61 | | | | | | |
| | Commingle 64kbps Local Loop Zone 2 | | 2 | XDD4X | UDL64 | 33.99 | 126.66 | 89.12 | 59.35 | 14.61 | | | | | | |
| | Commingle 64kbps Local Loop Zone 3 | | 3 | XDD4X | UDL64 | 34.74 | 126.66 | 89.12 | 59.35 | 14.61 | | | | | | |
| | Commingle ISDN Local Loop Zone 1 | | 1 | XDD4X | U1L2X | 25.21 | 117.58 | 80.03 | 53.05 | 10.61 | | | | | | |
| | Commingle ISDN Local Loop Zone 2 | | 2 | XDD4X | U1L2X | 32.76 | 117.58 | 80.03 | 53.05 | 10.61 | | | | | | |
| | Commingle ISDN Local Loop Zone 3 | | 3 | XDD4X | U1L2X | 37.70 | 117.58 | 80.03 | 53.05 | 10.61 | | | | | | |
| | Commingle DS1 COCI | | | XDH1X, NTCDD1 | UC1D1 | 8.64 | 6.59 | 4.73 | | | | | | | | |
| | Commingle DS1 Interoffice Channel Facility Termination | | | XDH1X | U1TF1 | 77.14 | 89.47 | 81.99 | 16.39 | 14.48 | | | | | | |
| | Commingle DS1 Interoffice Channel per mile | | | XDH1X | 1L5XX | 0.0167 | | | | | | | | | | |
| | Commingle DS1/DS0 Channel System | | | XDH1X | MQ1 | 107.57 | 91.24 | 62.71 | 10.56 | 9.81 | | | | | | |
| | Commingle DS1 Local Loop Zone 1 | | 1 | XDH1X | USLXX | 79.51 | 253.03 | 157.89 | 44.80 | 11.73 | | | | | | |
| | Commingle DS1 Local Loop Zone 2 | | 2 | XDH1X | USLXX | 136.00 | 253.03 | 157.89 | 44.80 | 11.73 | | | | | | |
| | Commingle DS1 Local Loop Zone 3 | | 3 | XDH1X | USLXX | 229.15 | 253.03 | 157.89 | 44.80 | 11.73 | | | | | | |
| | Commingle DS3 Local Loop Facility Termination | | | HFQC6 | UE3PX | 306.36 | 452.52 | 264.53 | 119.75 | 83.77 | | | | | | |
| | Commingle DS3/STS-1 Local Loop per mile | | | HFQC6, HFRST | 1L5ND | 12.26 | | | | | | | | | | |
| | Commingle STS-1 Local Loop Facility Termination | | | HFRST | UDLS1 | 313.49 | 452.52 | 264.53 | 119.75 | 83.77 | | | | | | |
| | Commingle DS3/DS1 Channel System | | | HFQC6 | MQ3 | 144.02 | 178.54 | 94.18 | 33.33 | 31.90 | | | | | | |
| | Commingle DS3 Interoffice Channel Facility Termination | | | HFQC6 | U1TF3 | 880.65 | 279.37 | 163.12 | 60.33 | 58.59 | | | | | | |
| | Commingle DS3 Interoffice Channel per mile | | | HFQC6 | 1L5XX | 8.02 | | | | | | | | | | |
| | Commingle STS-1Interoffice Channel Facility Termination | | | HFRST | U1TFS | 880.55 | 279.37 | 163.12 | 60.33 | 58.59 | | | | | | |
| | Commingle STS-1Interoffice Channel per mile | | | HFRST | 1L5XX | 8.02 | | | | | | | | | | |
| | Commingle Dark Fiber - Interoffice Transport, Per Four Fiber Strands, Per Route Mile Or Fraction Thereof | | | HEQDL | 1L5DF | 36.41 | | | | | | | | | | |
| | Commingle Dark Fiber - Interoffice Transport, Per Four Fiber Strands, Per Route Mile Or Fraction Thereof | | | HEQDL | UDF14 | | 640.51 | 138.17 | 317.76 | 198.11 | | | | | | |
| | UNE to Commingle Conversion Tracking | | | XDH1X, HFQC6 | CMGUN | 0.00 | 0.00 | 0.00 | 0.00 | 0.00 | | | | | | |
| | SPA to Commingle Conversion Tracking | | | XDH1X, HFQC6 | CMGSP | 0.00 | 0.00 | 0.00 | 0.00 | 0.00 | | | | | | |
| LNP Query Service | | | | | | | | | | | | | | | | |
| | LNP Charge Per query | | | | | 0.0008837 | | | | | | | | | | |
| | LNP Service Establishment Manual | | | | | | 25.09 | 25.09 | 23.07 | 23.07 | | | | | | |
| | LNP Service Provisioning with Point Code Establishment | | | | | | 594.82 | 303.88 | 269.53 | 198.18 | | | | | | |
| 911 PBX LOCATE | | | | | | | | | | | | | | | | |
| | 911 PBX LOCATE DATABASE CAPABILITY | | | | | | | | | | | | | | | |
| | Service Establishment per CLEC per End User Account | | | 9PBDC | 9PBEU | | 1,813.00 | | | | | | | | | |
| | Changes to TN Range or Customer Profile | | | 9PBDC | 9PBTN | | 181.40 | | | | | | | | | |
| | Per Telephone Number (Monthly) | | | 9PBDC | 9PBMM | 0.07 | | | | | | | | | | |
| | Change Company (Service Provider) ID | | | 9PBDC | 9PBPC | | 532.48 | | | | | | | | | |
| | PBX Locate Service Support per CLEC (Monthlt) | | | 9PBDC | 9PBMR | 181.29 | | | | | | | | | | |
| | Service Order Charge | | | 9PBDC | 9PBSC | | 15.69 | | | | | | | | | |
| 911 PBX LOCATE TRANSPORT COMPONENT | | | | | | | | | | | | | | | | |
| | See Att 3 | | | | | | | | | | | | | | | |
| | Note: Rates displaying an "I" in Interim column are interim as a result of a Commission order. | | | | | | | | | | | | | | | |

| UNBUNDLED NETWORK ELEMENTS - Tennessee | | | | | | | | | | | | | | Attachment 2 Exh A: | | | |
|--|--|---------|------|---|--------|-----------|--------------------|-------|-------------------------------|----------------------------------|--------------------------------------|--|--|---|---|-------|--|
| CATEGORY | RATE ELEMENTS | Interim | Zone | BCS | USOC | RATES(\$) | | | | Svc Order Submitted Elec per LSR | Svc Order Submitted Manually per LSR | Incremental Charge - Manual Svc Order vs. Electronic-1st | Incremental Charge - Manual Svc Order vs. Electronic-Add'l | Incremental Charge - Manual Svc Order vs. Electronic-Disc 1st | Incremental Charge - Manual Svc Order vs. Electronic-Disc Add'l | | |
| | | | | | | Rec | Nonrecurring First | Add'l | Nonrecurring Disconnect First | Add'l | SOME C | SOMAN | OSS Rates(\$) | | | | |
| | | | | | | | | | | | | | SOMAN | SOMAN | SOMAN | | |
| The "Zone" shown in the sections for stand-alone loops or loops as part of a combination refers to Geographically Deaveraged UNE Zones. To view Geographically Deaveraged UNE Zone Designations by Central Office, refer to internet Website: http://www.interconnection.bellsouth.com/become_a_clec/html/interconnection.htm | | | | | | | | | | | | | | | | | |
| OPERATIONS SUPPORT SYSTEMS (OSS) - "REGIONAL RATES" | | | | | | | | | | | | | | | | | |
| NOTE: (1) CLEC should contact its contract negotiator if it prefers the "state specific" OSS charges as ordered by the State Commissions. The OSS charges currently contained in this rate exhibit are the BellSouth "regional" service ordering charges. CLEC may elect either the state specific Commission ordered rates for the service ordering charges, or CLEC may elect the regional service ordering charge, however, CLEC can not obtain a mixture of the two regardless if CLEC has a interconnection contract established in | | | | | | | | | | | | | | | | | |
| NOTE: (2) Any element that can be ordered electronically will be billed according to the SOME C rate listed in this category. Please refer to BellSouth's Local Ordering Handbook (LOH) to determine if a product can be ordered electronically. For those elements that cannot be ordered electronically at present per the LOH, the listed SOME C rate in this category reflects the charge that would be billed to a CLEC once electronic ordering capabilities come on-line for that element. Otherwise, the manual ordering charge, | | | | | | | | | | | | | | | | | |
| NOTE: (3) OSS - Manual Service Order Charge, Per Element - UNE Only **Please see applicable rate element for SOMAN charge** | | | | | | | | | | | | | | | | | |
| | OSS - Electronic Service Order Charge, Per Local Service Request (LSR) - UNE Only | | | | SOME C | | 3.50 | 0.00 | 3.50 | 0.00 | | | | | | | |
| UNE SERVICE DATE ADVANCEMENT CHARGE | | | | | | | | | | | | | | | | | |
| NOTE: The Expedite charge will be maintained commensurate with BellSouth's FCC No.1 Tariff, Section 5 as applicable. | | | | | | | | | | | | | | | | | |
| | UNE Expedite Charge per Circuit or Line Assignable USOC, per Day | | | UAL, UEANL, UCL, UEF, UDF, UEQ, UDL, UENTW, UDN, UEA, UHL, ULC, USL, U1T12, U1T48, U1TD1, U1TD3, U1TDX, U1TO3, U1TS1, U1TVX, UC1BC, UC1BL, UC1CC, UC1CL, UC1DC, UC1DL, UC1EC, UC1EL, UC1FC, UC1FL, UC1GC, UC1GL, UC1HC, UC1HL, UDL12, UDL48, UDLO3, UDLSX, UE3, ULD12, ULD48, ULDD1, ULDD3, ULDDX, ULDO3, ULDS1, ULDVX, UNC1X, UNC3X, UNCDX, UNCNX, UNCSX, UNCVX, UNLD1, UNLD3, UXTD1, UXTD3, UXTS1, U1TUC, U1TUD, U1TUB, U1TUA,NTCVG, NTCUD, NTCD1 | SDASP | | 200.00 | | | | | | | | | | |
| ORDER MODIFICATION CHARGE | | | | | | | | | | | | | | | | | |
| | Order Modification Charge (OMC) | | | | | | 26.21 | 0.00 | 0.00 | 0.00 | | | | | | | |
| | Order Modification Additional Dispatch Charge (OMCAD) | | | | | | 150.00 | 0.00 | 0.00 | 0.00 | | | | | | | |
| UNBUNDLED EXCHANGE ACCESS LOOP | | | | | | | | | | | | | | | | | |
| 2-WIRE ANALOG VOICE GRADE LOOP | | | | | | | | | | | | | | | | | |
| | 2-Wire Analog Voice Grade Loop - Service Level 2 w/Loop or Ground Start Signaling - Zone 1 | | 1 | UEA | UEAL2 | 14.74 | 75.06 | 48.20 | 28.70 | 17.64 | | | 20.35 | 10.54 | 13.32 | 13.32 | |
| | 2-Wire Analog Voice Grade Loop - Service Level 2 w/Loop or Ground Start Signaling - Zone 2 | | 2 | UEA | UEAL2 | 22.08 | 75.06 | 48.20 | 28.70 | 17.64 | | | 20.35 | 10.54 | 13.32 | 13.32 | |
| | 2-Wire Analog Voice Grade Loop - Service Level 2 w/Loop or Ground Start Signaling - Zone 3 | | 3 | UEA | UEAL2 | 36.87 | 75.06 | 48.20 | 28.70 | 17.64 | | | 20.35 | 10.54 | 13.32 | 13.32 | |
| | 2-Wire Analog Voice Grade Loop - Service Level 2 w/Reverse Battery Signaling - Zone 1 | | 1 | UEA | UEAR2 | 14.74 | 75.06 | 48.20 | 28.70 | 17.64 | | | 20.35 | 10.54 | 13.32 | 13.32 | |
| | 2-Wire Analog Voice Grade Loop - Service Level 2 w/Reverse Battery Signaling - Zone 2 | | 2 | UEA | UEAR2 | 22.08 | 75.06 | 48.20 | 28.70 | 17.64 | | | 20.35 | 10.54 | 13.32 | 13.32 | |

| UNBUNDLED NETWORK ELEMENTS - Tennessee | | | | | | | | | | | | Attachment 2 Exh A: | | | | | |
|---|---------------|---|---------|------|-----|--------|-----------|--------------------|-------|--------------------|------------------|----------------------------------|--------------------------------------|--|--|---|---|
| CATEGORY | RATE ELEMENTS | | Interim | Zone | BCS | USOC | RATES(\$) | | | | | Svc Order Submitted Elec per LSR | Svc Order Submitted Manually per LSR | Incremental Charge - Manual Svc Order vs. Electronic-1st | Incremental Charge - Manual Svc Order vs. Electronic-Add'l | Incremental Charge - Manual Svc Order vs. Electronic-Disc 1st | Incremental Charge - Manual Svc Order vs. Electronic-Disc Add'l |
| | | | | | | | Rec | Nonrecurring First | Add'l | Nonrecurring First | Disconnect Add'l | SOME C | SOMAN | OSS Rates(\$) | | | |
| | | | | | | | | | | | | | | SOMAN | SOMAN | SOMAN | SOMAN |
| | | 2-Wire Analog Voice Grade Loop - Service Level 2 w/Reverse Battery Signaling - Zone 3 | | 3 | UEA | UEAR2 | 36.87 | 75.06 | 48.20 | 28.70 | 17.64 | | | 20.35 | 10.54 | 13.32 | 13.32 |
| | | Switch-As-Is Conversion rate per UNE Loop, Single LSR, (per DS0) | | | UEA | URES L | | 23.42 | 3.30 | | | | | 20.35 | 10.54 | 13.32 | 13.32 |
| | | Switch-As-Is Conversion rate per UNE Loop, Spreadsheet, (per DS0) | | | UEA | URES P | | 24.82 | 4.70 | | | | | | | | |
| | | CLEC to CLEC Conversion Charge without outside dispatch | | | UEA | UREWO | | 75.06 | 36.41 | | | | | 20.35 | 10.54 | 13.32 | 13.32 |
| | | Loop Tagging - Service Level 2 (SL2) | | | UEA | URETL | | 11.23 | 1.10 | | | | | | | | |
| 4-WIRE ANALOG VOICE GRADE LOOP | | | | | | | | | | | | | | | | | |
| | | 4-Wire Analog Voice Grade Loop - Zone 1 | | 1 | UEA | UEAL4 | 21.98 | 122.76 | 85.57 | 76.35 | 39.16 | | | 20.35 | 10.54 | 13.32 | 13.32 |
| | | 4-Wire Analog Voice Grade Loop - Zone 2 | | 2 | UEA | UEAL4 | 32.93 | 122.76 | 85.57 | 76.35 | 39.16 | | | 20.35 | 10.54 | 13.32 | 13.32 |
| | | 4-Wire Analog Voice Grade Loop - Zone 3 | | 3 | UEA | UEAL4 | 54.99 | 122.76 | 85.57 | 76.35 | 39.16 | | | 20.35 | 10.54 | 13.32 | 13.32 |
| | | Switch-As-Is Conversion rate per UNE Loop, Single LSR, (per DS0) | | | UEA | URES L | | 23.42 | 3.30 | | | | | 20.35 | 10.54 | 13.32 | 13.32 |
| | | Switch-As-Is Conversion rate per UNE Loop, Spreadsheet, (per DS0) | | | UEA | URES P | | 24.82 | 4.70 | | | | | | | | |
| | | CLEC to CLEC Conversion Charge without outside dispatch | | | UEA | UREWO | | 75.06 | 36.41 | | | | | 20.35 | 10.54 | 13.32 | 13.32 |
| 2-WIRE ISDN DIGITAL GRADE LOOP | | | | | | | | | | | | | | | | | |
| | | 2-Wire ISDN Digital Grade Loop - Zone 1 | | 1 | UDN | U1L2X | 19.77 | 142.76 | 88.88 | 76.35 | 39.16 | | | 20.35 | 10.54 | 13.32 | 13.32 |
| | | 2-Wire ISDN Digital Grade Loop - Zone 2 | | 2 | UDN | U1L2X | 29.63 | 142.76 | 88.88 | 76.35 | 39.16 | | | 20.35 | 10.54 | 13.32 | 13.32 |
| | | 2-Wire ISDN Digital Grade Loop - Zone 3 | | 3 | UDN | U1L2X | 49.47 | 142.76 | 88.88 | 76.35 | 39.16 | | | 20.35 | 10.54 | 13.32 | 13.32 |
| | | CLEC to CLEC Conversion Charge without outside dispatch | | | UDN | UREWO | | 91.77 | 44.22 | | | | | 20.35 | 10.54 | 13.32 | 13.32 |
| 2-WIRE ASYMMETRICAL DIGITAL SUBSCRIBER LINE (ADSL) COMPATIBLE LOOP | | | | | | | | | | | | | | | | | |
| | | 2 Wire Unbundled ADSL Loop including manual service inquiry & facility reservation - Zone 1 | | 1 | UAL | UAL2X | 12.30 | 156.95 | 64.54 | 89.64 | 16.93 | | | 20.35 | 10.54 | 13.32 | 13.32 |
| | | 2 Wire Unbundled ADSL Loop including manual service inquiry & facility reservation - Zone 2 | | 2 | UAL | UAL2X | 18.43 | 156.95 | 64.54 | 89.64 | 16.93 | | | 20.35 | 10.54 | 13.32 | 13.32 |
| | | 2 Wire Unbundled ADSL Loop including manual service inquiry & facility reservation - Zone 3 | | 3 | UAL | UAL2X | 30.77 | 156.95 | 64.54 | 89.64 | 16.93 | | | 20.35 | 10.54 | 13.32 | 13.32 |
| | | 2 Wire Unbundled ADSL Loop without manual service inquiry & facility reservaton - Zone 1 | | 1 | UAL | UAL2W | 12.30 | 89.40 | 35.91 | 72.02 | 11.48 | | | 20.35 | 10.54 | 13.32 | 13.32 |
| | | 2 Wire Unbundled ADSL Loop without manual service inquiry & facility reservaton - Zone 2 | | 2 | UAL | UAL2W | 18.43 | 89.40 | 35.91 | 72.02 | 11.48 | | | 20.35 | 10.54 | 13.32 | 13.32 |
| | | 2 Wire Unbundled ADSL Loop without manual service inquiry & facility reservaton - Zone 3 | | 3 | UAL | UAL2W | 30.77 | 89.40 | 35.91 | 72.02 | 11.48 | | | 20.35 | 10.54 | 13.32 | 13.32 |
| | | CLEC to CLEC Conversion Charge without outside dispatch | | | UAL | UREWO | | 31.99 | 20.02 | | | | | 20.35 | 10.54 | 13.32 | 13.32 |
| 2-WIRE HIGH BIT RATE DIGITAL SUBSCRIBER LINE (HDSL) COMPATIBLE LOOP | | | | | | | | | | | | | | | | | |
| | | 2 Wire Unbundled HDSL Loop including manual service inquiry & facility reservation - Zone 1 | | 1 | UHL | UHL2X | 9.64 | 158.94 | 65.20 | 89.64 | 16.93 | | | 20.35 | 10.54 | 13.32 | 13.32 |
| | | 2 Wire Unbundled HDSL Loop including manual service inquiry & facility reservation - Zone 2 | | 2 | UHL | UHL2X | 14.44 | 158.94 | 65.20 | 89.64 | 16.93 | | | 20.35 | 10.54 | 13.32 | 13.32 |
| | | 2 Wire Unbundled HDSL Loop including manual service inquiry & facility reservation - Zone 3 | | 3 | UHL | UHL2X | 24.12 | 158.94 | 65.20 | 89.64 | 16.93 | | | 20.35 | 10.54 | 13.32 | 13.32 |
| | | 2 Wire Unbundled HDSL Loop without manual service inquiry and facility reservation - Zone 1 | | 1 | UHL | UHL2W | 9.64 | 89.40 | 35.91 | 72.02 | 11.48 | | | 20.35 | 10.54 | 13.32 | 13.32 |
| | | 2 Wire Unbundled HDSL Loop without manual service inquiry and facility reservation - Zone 2 | | 2 | UHL | UHL2W | 14.44 | 89.40 | 35.91 | 72.02 | 11.48 | | | 20.35 | 10.54 | 13.32 | 13.32 |
| | | 2 Wire Unbundled HDSL Loop without manual service inquiry and facility reservation - Zone 3 | | 3 | UHL | UHL2W | 24.12 | 89.40 | 35.91 | 72.02 | 11.48 | | | 20.35 | 10.54 | 13.32 | 13.32 |
| | | CLEC to CLEC Conversion Charge without outside dispatch | | | UHL | UREWO | | 31.99 | 20.02 | | | | | 20.35 | 10.54 | 13.32 | 13.32 |
| 4-WIRE HIGH BIT RATE DIGITAL SUBSCRIBER LINE (HDSL) COMPATIBLE LOOP | | | | | | | | | | | | | | | | | |
| | | 4 Wire Unbundled HDSL Loop including manual service inquiry and facility reservation - Zone 1 | | 1 | UHL | UHL4X | 12.40 | 169.62 | 75.89 | 39.73 | 19.53 | | | 20.35 | 10.54 | 13.32 | 13.32 |
| | | 4-Wire Unbundled HDSL Loop including manual service inquiry and facility reservation - Zone 2 | | 2 | UHL | UHL4X | 18.58 | 169.62 | 75.89 | 39.73 | 19.53 | | | 20.35 | 10.54 | 13.32 | 13.32 |
| | | 4-Wire Unbundled HDSL Loop including manual service inquiry and facility reservation - Zone 3 | | 3 | UHL | UHL4X | 31.03 | 169.62 | 75.89 | 39.73 | 19.53 | | | 20.35 | 10.54 | 13.32 | 13.32 |
| | | 4-Wire Unbundled HDSL Loop without manual service inquiry and facility reservation - Zone 1 | | 1 | UHL | UHL4W | 12.40 | 100.09 | 46.60 | 75.75 | 13.97 | | | 20.35 | 10.54 | 13.32 | 13.32 |

| UNBUNDLED NETWORK ELEMENTS - Tennessee | | | | | | | | | | | | Attachment 2 Exh A: | | | | | |
|--|---------------|--|--|---|-----|---------|--------------------|--------|--------------------|------------------|-------|----------------------------------|--------------------------------------|--|--|---|---|
| CATEGORY | RATE ELEMENTS | | | | | Interim | Zone | BCS | USOC | RATES(\$) | | Svc Order Submitted Elec per LSR | Svc Order Submitted Manually per LSR | Incremental Charge - Manual Svc Order vs. Electronic-1st | Incremental Charge - Manual Svc Order vs. Electronic-Add'l | Incremental Charge - Manual Svc Order vs. Electronic-Disc 1st | Incremental Charge - Manual Svc Order vs. Electronic-Disc Add'l |
| | | | | | | | | | | | | | | OSS Rates(\$) | | | |
| | | | | | | Rec | Nonrecurring First | Add'l | Nonrecurring First | Disconnect Add'l | SOMEc | SOMAN | SOMAN | SOMAN | SOMAN | SOMAN | SOMAN |
| | | 4-Wire Unbundled HDSL Loop without manual service inquiry and facility reservation - Zone 2 | | 2 | UHL | UHL4W | 18.58 | 100.09 | 46.60 | 75.75 | 13.97 | | | 20.35 | 10.54 | 13.32 | 13.32 |
| | | 4-Wire Unbundled HDSL Loop without manual service inquiry and facility reservation - Zone 3 | | 3 | UHL | UHL4W | 31.03 | 100.09 | 46.60 | 75.75 | 13.97 | | | 20.35 | 10.54 | 13.32 | 13.32 |
| | | CLEC to CLEC Conversion Charge without outside dispatch | | | UHL | UREWO | | 31.99 | 20.02 | | | | | 20.35 | 10.54 | 13.32 | 13.32 |
| | | 4-WIRE DS1 DIGITAL LOOP | | | | | | | | | | | | | | | |
| | | 4-Wire DS1 Digital Loop - Zone 1 | | 1 | USL | USLXX | 51.38 | 313.08 | 219.72 | 96.86 | 40.45 | | | 18.98 | 8.43 | 11.95 | 11.95 |
| | | 4-Wire DS1 Digital Loop - Zone 2 | | 2 | USL | USLXX | 76.98 | 313.08 | 219.72 | 96.86 | 40.45 | | | 18.98 | 8.43 | 11.95 | 11.95 |
| | | 4-Wire DS1 Digital Loop - Zone 3 | | 3 | USL | USLXX | 128.54 | 313.08 | 219.72 | 96.86 | 40.45 | | | 18.98 | 8.43 | 11.95 | 11.95 |
| | | Switch-As-Is Conversion rate per UNE Loop, Single LSR, (per DS1) | | | USL | URES | | 23.42 | 3.30 | | | | | | | | |
| | | Switch-As-Is Conversion rate per UNE Loop, Spreadsheet, (per DS1) | | | USL | URES | | 24.82 | 4.70 | | | | | | | | |
| | | CLEC to CLEC Conversion Charge without outside dispatch | | | USL | UREWO | | 130.47 | 40.11 | | | | | 20.35 | 10.54 | 13.32 | 13.32 |
| | | 4-WIRE 19.2, 56 OR 64 KBPS DIGITAL GRADE LOOP | | | | | | | | | | | | | | | |
| | | 4 Wire Unbundled Digital Loop 2.4 Kbps - Zone 1 | | 1 | UDL | UDL2X | 27.68 | 207.01 | 141.38 | 90.70 | 44.18 | | | | | | |
| | | 4 Wire Unbundled Digital Loop 2.4 Kbps - Zone 2 | | 2 | UDL | UDL2X | 41.47 | 207.01 | 141.38 | 90.70 | 44.18 | | | | | | |
| | | 4 Wire Unbundled Digital Loop 2.4 Kbps - Zone3 | | 3 | UDL | UDL2X | 69.24 | 207.01 | 141.38 | 90.70 | 44.18 | | | | | | |
| | | 4 Wire Unbundled Digital Loop 4.8 Kbps -Zone 1 | | 1 | UDL | UDL4X | 27.68 | 207.01 | 141.38 | 90.70 | 44.18 | | | | | | |
| | | 4 Wire Unbundled Digital Loop 4.8 Kbps - Zone 2 | | 2 | UDL | UDL4X | 41.47 | 207.01 | 141.38 | 90.70 | 44.18 | | | | | | |
| | | 4 Wire Unbundled Digital Loop 4.8 Kbps - Zone 3 | | 3 | UDL | UDL4X | 69.24 | 207.01 | 141.38 | 90.70 | 44.18 | | | | | | |
| | | 4 Wire Unbundled Digital Loop 9.6 Kbps - Zone 1 | | 1 | UDL | UDL9X | 27.68 | 207.01 | 141.38 | 90.70 | 44.18 | | | | | | |
| | | 5 Wire Unbundled Digital Loop 9.6 Kbps - Zone 2 | | 2 | UDL | UDL9X | 41.47 | 207.01 | 141.38 | 90.70 | 44.18 | | | | | | |
| | | 6 Wire Unbundled Digital Loop 9.6 Kbps - Zone 3 | | 3 | UDL | UDL9X | 69.24 | 207.01 | 141.38 | 90.70 | 44.18 | | | | | | |
| | | 4 Wire Unbundled Digital 19.2 Kbps - Zone 1 | | 1 | UDL | UDL19 | 27.68 | 207.01 | 141.38 | 90.70 | 44.18 | | | 20.35 | 10.54 | 13.32 | 13.32 |
| | | 4 Wire Unbundled Digital 19.2 Kbps - Zone 2 | | 2 | UDL | UDL19 | 41.47 | 207.01 | 141.38 | 90.70 | 44.18 | | | 20.35 | 10.54 | 13.32 | 13.32 |
| | | 4 Wire Unbundled Digital 19.2 Kbps - Zone 3 | | 3 | UDL | UDL19 | 69.24 | 207.01 | 141.38 | 90.70 | 44.18 | | | 20.35 | 10.54 | 13.32 | 13.32 |
| | | 4 Wire Unbundled Digital Loop 56 Kbps - Zone 1 | | 1 | UDL | UDL56 | 27.68 | 207.01 | 141.38 | 90.70 | 44.18 | | | 20.35 | 10.54 | 13.32 | 13.32 |
| | | 4 Wire Unbundled Digital Loop 56 Kbps - Zone 2 | | 2 | UDL | UDL56 | 41.47 | 207.01 | 141.38 | 90.70 | 44.18 | | | 20.35 | 10.54 | 13.32 | 13.32 |
| | | 4 Wire Unbundled Digital Loop 56 Kbps - Zone 3 | | 3 | UDL | UDL56 | 69.24 | 207.01 | 141.38 | 90.70 | 44.18 | | | 20.35 | 10.54 | 13.32 | 13.32 |
| | | 4 Wire Unbundled Digital Loop 64 Kbps - Zone 1 | | 1 | UDL | UDL64 | 27.68 | 207.01 | 141.38 | 90.70 | 44.18 | | | 20.35 | 10.54 | 13.32 | 13.32 |
| | | 4 Wire Unbundled Digital Loop 64 Kbps - Zone 2 | | 2 | UDL | UDL64 | 41.47 | 207.01 | 141.38 | 90.70 | 44.18 | | | 20.35 | 10.54 | 13.32 | 13.32 |
| | | 4 Wire Unbundled Digital Loop 64 Kbps - Zone 3 | | 3 | UDL | UDL64 | 69.24 | 207.01 | 141.38 | 90.70 | 44.18 | | | 20.35 | 10.54 | 13.32 | 13.32 |
| | | Switch-As-Is Conversion rate per UNE Loop, Single LSR, (per DS0) | | | UDL | URES | | 23.42 | 3.30 | | | | | 20.35 | 10.54 | 13.32 | 13.32 |
| | | Switch-As-Is Conversion rate per UNE Loop, Spreadsheet, (per DS0) | | | UDL | URES | | 24.82 | 4.70 | | | | | | | | |
| | | CLEC to CLEC Conversion Charge without outside dispatch | | | UDL | UREWO | | 102.28 | 49.82 | | | | | 20.35 | 10.54 | 13.32 | 13.32 |
| | | 2-WIRE Unbundled COPPER LOOP | | | | | | | | | | | | | | | |
| | | 2-Wire Unbundled Copper Loop-Designed including manual service inquiry & facility reservation - Zone 1 | | 1 | UCL | UCLPB | 11.74 | 31.99 | 20.02 | 10.65 | 1.41 | | | 20.35 | 10.54 | 13.32 | 13.32 |
| | | 2-Wire Unbundled Copper Loop-Designed including manual service inquiry & facility reservation - Zone 2 | | 2 | UCL | UCLPB | 17.59 | 31.99 | 20.02 | 10.65 | 1.41 | | | 20.35 | 10.54 | 13.32 | 13.32 |
| | | 2 Wire Unbundled Copper Loop-Designed including manual service inquiry & facility reservation - Zone 3 | | 3 | UCL | UCLPB | 29.37 | 31.99 | 20.02 | 10.65 | 1.41 | | | 20.35 | 10.54 | 13.32 | 13.32 |
| | | 2-Wire Unbundled Copper Loop-Designed without manual service inquiry and facility reservation - Zone 1 | | 1 | UCL | UCLPW | 11.74 | 31.99 | 20.02 | 10.65 | 1.41 | | | 20.35 | 10.54 | 13.32 | 13.32 |
| | | 2-Wire Unbundled Copper Loop-Designed without manual service inquiry and facility reservation - Zone 2 | | 2 | UCL | UCLPW | 17.59 | 31.99 | 20.02 | 10.65 | 1.41 | | | 20.35 | 10.54 | 13.32 | 13.32 |
| | | 2-Wire Unbundled Copper Loop-Designed without manual service inquiry and facility reservation - Zone 3 | | 3 | UCL | UCLPW | 29.37 | 31.99 | 20.02 | 10.65 | 1.41 | | | 20.35 | 10.54 | 13.32 | 13.32 |
| | | Order Coordination for Unbundled Copper Loops (per loop) | | | UCL | UCLMC | | 36.52 | 36.52 | | | | | 20.35 | 10.54 | 13.32 | 13.32 |
| | | CLEC to CLEC Conversion Charge without outside dispatch (UCL-Des) | | | UCL | UREWO | | 31.99 | 20.02 | | | | | 20.35 | 10.54 | 13.32 | 13.32 |
| | | 4-WIRE COPPER LOOP | | | | | | | | | | | | | | | |
| | | 4-Wire Copper Loop-Designed including manual service inquiry and facility reservation - Zone 1 | | 1 | UCL | UCL4S | 21.98 | 122.76 | 85.57 | 76.35 | 39.16 | | | 20.35 | 10.54 | 13.32 | 13.32 |
| | | 4-Wire Copper Loop-Designed including manual service inquiry and facility reservation - Zone 2 | | 2 | UCL | UCL4S | 32.93 | 122.76 | 85.57 | 76.35 | 39.16 | | | 20.35 | 10.54 | 13.32 | 13.32 |

| UNBUNDLED NETWORK ELEMENTS - Tennessee | | | | | | | | | | | | | | | | |
|--|--|---------|------|------------------------------|-------|-----------|--------------------|--------|-------------------------------|-------|----------------------------------|--------------------------------------|--|--|---|---|
| CATEGORY | RATE ELEMENTS | Interim | Zone | BCS | USOC | RATES(\$) | | | | | Svc Order Submitted Elec per LSR | Svc Order Submitted Manually per LSR | Attachment 2 Exh A: Incremental Charge - Manual Svc Order vs. Electronic-1st | Incremental Charge - Manual Svc Order vs. Electronic-Add'l | Incremental Charge - Manual Svc Order vs. Electronic-Disc 1st | Incremental Charge - Manual Svc Order vs. Electronic-Disc Add'l |
| | | | | | | Rec | Nonrecurring First | Add'l | Nonrecurring Disconnect First | Add'l | SOMEc | SOMAN | OSS Rates(\$) | | | |
| | | | | | | | | | | | | | SOMAN | SOMAN | SOMAN | SOMAN |
| | 4-Wire Copper Loop-Designed including manual service inquiry and facility reservation - Zone 3 | | 3 | UCL | UCL4S | 54.99 | 122.76 | 85.57 | 76.35 | 39.16 | | | 20.35 | 10.54 | 13.32 | 13.32 |
| | 4-Wire Copper Loop-Designed without manual service inquiry and facility reservation - Zone 1 | | 1 | UCL | UCL4W | 21.98 | 122.76 | 85.57 | 76.35 | 39.16 | | | 20.35 | 10.54 | 13.32 | 13.32 |
| | 4-Wire Copper Loop-Designed without manual service inquiry and facility reservation - Zone 2 | | 2 | UCL | UCL4W | 32.93 | 122.76 | 85.57 | 76.35 | 39.16 | | | 20.35 | 10.54 | 13.32 | 13.32 |
| | 4-Wire Copper Loop-Designed without manual service inquiry and facility reservation - Zone 3 | | 3 | UCL | UCL4W | 54.99 | 122.76 | 85.57 | 76.35 | 39.16 | | | 20.35 | 10.54 | 13.32 | 13.32 |
| | Order Coordination for Unbundled Copper Loops (per loop) | | | UCL | UCLMC | | 36.52 | 36.52 | | | | | | | | |
| | CLEC to CLEC Conversion Charge without outside dispatch (UCL-Des) | | | UCL | UREWO | | 31.99 | 20.02 | | | | | 20.35 | 10.54 | 13.32 | 13.32 |
| | Order Coordination for Specified Conversion Time (per LSR) | | | UEA, UDN, UAL, UHL, UDL, USL | OCOSL | | 34.29 | | | | | | | | | |
| | Rearrangements | | | | | | | | | | | | | | | |
| | EEL to UNE-L Retermination, per 2 Wire Unbundled Voice Loop-SL2 | | | UEA | UREEL | | 75.06 | 36.41 | | | | | | | | |
| | EEL to UNE-L Retermination, per 4 Wire Unbundled Voice Loop | | | UEA | UREEL | | 75.06 | 36.41 | | | | | | | | |
| | EEL to UNE-L Retermination, per 2 Wire ISDN Loop | | | UDN | UREEL | | 91.77 | 44.22 | | | | | | | | |
| | EEL to UNE-L Retermination, per 4 Wire Unbundled Digital Loop | | | UDL | UREEL | | 102.28 | 49.82 | | | | | | | | |
| | EEL to UNE-L Retermination, per 4 Wire Unbundled DS1 Loop | | | USL | UREEL | | 130.47 | 40.11 | | | | | | | | |
| | UNE LOOP COMMINGLING | | | | | | | | | | | | | | | |
| | 2-WIRE ANALOG VOICE GRADE LOOP - COMMINGLING | | | | | | | | | | | | | | | |
| | 2-Wire Analog Voice Grade Loop - Service Level 2 w/Loop or Ground Start Signaling - Zone 1 | | 1 | NTCVG | UEAL2 | 14.74 | 75.06 | 48.20 | 28.70 | 17.64 | | | | | | |
| | 2-Wire Analog Voice Grade Loop - Service Level 2 w/Loop or Ground Start Signaling - Zone 2 | | 2 | NTCVG | UEAL2 | 22.08 | 75.06 | 48.20 | 28.70 | 17.64 | | | | | | |
| | 2-Wire Analog Voice Grade Loop - Service Level 2 w/Loop or Ground Start Signaling - Zone 3 | | 3 | NTCVG | UEAL2 | 36.87 | 75.06 | 48.20 | 28.70 | 17.64 | | | | | | |
| | 2-Wire Analog Voice Grade Loop - Service Level 2 w/Reverse Battery Signaling - Zone 1 | | 1 | NTCVG | UEAR2 | 14.74 | 75.06 | 48.20 | 28.70 | 17.64 | | | | | | |
| | 2-Wire Analog Voice Grade Loop - Service Level 2 w/Reverse Battery Signaling - Zone 2 | | 2 | NTCVG | UEAR2 | 22.08 | 75.06 | 48.20 | 28.70 | 17.64 | | | | | | |
| | 2-Wire Analog Voice Grade Loop - Service Level 2 w/Reverse Battery Signaling - Zone 3 | | 3 | NTCVG | UEAR2 | 36.87 | 75.06 | 48.20 | 28.70 | 17.64 | | | | | | |
| | Switch-As-Is Conversion rate per UNE Loop, Single LSR, (per DS0) | | | NTCVG | URES | | 23.42 | 3.30 | | | | | | | | |
| | Switch-As-Is Conversion rate per UNE Loop, Spreadsheet, (per DS0) | | | NTCVG | URES | | 24.82 | 4.70 | | | | | | | | |
| | CLEC to CLEC Conversion Charge without outside dispatch | | | NTCVG | UREWO | | 75.06 | 36.41 | | | | | | | | |
| | Loop Tagging - Service Level 2 (SL2) | | | NTCVG | URETL | | 11.23 | 1.10 | | | | | | | | |
| | 4-WIRE ANALOG VOICE GRADE LOOP | | | | | | | | | | | | | | | |
| | 4-Wire Analog Voice Grade Loop - Zone 1 | | 1 | NTCVG | UEAL4 | 21.98 | 122.76 | 85.57 | 76.35 | 39.16 | | | | | | |
| | 4-Wire Analog Voice Grade Loop - Zone 2 | | 2 | NTCVG | UEAL4 | 32.93 | 122.76 | 85.57 | 76.35 | 39.16 | | | | | | |
| | 4-Wire Analog Voice Grade Loop - Zone 3 | | 3 | NTCVG | UEAL4 | 54.99 | 122.76 | 85.57 | 76.35 | 39.16 | | | | | | |
| | Switch-As-Is Conversion rate per UNE Loop, Single LSR, (per DS0) | | | NTCVG | URES | | 23.42 | 3.30 | | | | | | | | |
| | Switch-As-Is Conversion rate per UNE Loop, Spreadsheet, (per DS0) | | | NTCVG | URES | | 24.82 | 4.70 | | | | | | | | |
| | CLEC to CLEC Conversion Charge without outside dispatch | | | NTCVG | UREWO | | 75.06 | 36.41 | | | | | | | | |
| | 4-WIRE DS1 DIGITAL LOOP - COMMINGLING | | | | | | | | | | | | | | | |
| | 4-Wire DS1 Digital Loop - Zone 1 | | 1 | NTCD1 | USLXX | 51.38 | 313.08 | 219.72 | 96.86 | 40.45 | | | | | | |
| | 4-Wire DS1 Digital Loop - Zone 2 | | 2 | NTCD1 | USLXX | 76.98 | 313.08 | 219.72 | 96.86 | 40.45 | | | | | | |
| | 4-Wire DS1 Digital Loop - Zone 3 | | 3 | NTCD1 | USLXX | 128.54 | 313.08 | 219.72 | 96.86 | 40.45 | | | | | | |
| | Switch-As-Is Conversion rate per UNE Loop, Single LSR, (per DS1) | | | NTCD1 | URES | 0.00 | 23.42 | 3.30 | 0.00 | 0.00 | | | | | | |
| | Switch-As-Is Conversion rate per UNE Loop, Spreadsheet, (per DS1) | | | NTCD1 | URES | 0.00 | 24.82 | 4.70 | 0.00 | 0.00 | | | | | | |

| UNBUNDLED NETWORK ELEMENTS - Tennessee | | | | | | | | | | Attachment 2 Exh A: | | Incremental Charge - Manual Svc Order vs. Electronic-Disc 1st | | Incremental Charge - Manual Svc Order vs. Electronic-Disc Add'l | | |
|---|--|---------|------|---------------------|-------|-----------|--------------------|--------|-------------------------------|---------------------|----------------------------------|---|--|---|---|---|
| CATEGORY | RATE ELEMENTS | Interim | Zone | BCS | USOC | RATES(\$) | | | | | Svc Order Submitted Elec per LSR | Svc Order Submitted Manually per LSR | Incremental Charge - Manual Svc Order vs. Electronic-1st | Incremental Charge - Manual Svc Order vs. Electronic-Add'l | Incremental Charge - Manual Svc Order vs. Electronic-Disc 1st | Incremental Charge - Manual Svc Order vs. Electronic-Disc Add'l |
| | | | | | | Rec | Nonrecurring First | Add'l | Nonrecurring Disconnect First | Add'l | SOME | SOMAN | OSS Rates(\$) | | | |
| | | | | | | | | | | | | | SOMAN | SOMAN | SOMAN | SOMAN |
| | CLEC to CLEC Conversion Charge without outside dispatch | | | NTCD1 | UREWO | 0.00 | 130.47 | 40.11 | 0.00 | 0.00 | | | | | | |
| 4-WIRE 19.2, 56 OR 64 KBPS DIGITAL GRADE LOOP | | | | | | | | | | | | | | | | |
| | 4 Wire Unbundled Digital Loop 2.4 Kbps - Zone 1 | | 1 | NTCUD | UDL2X | 27.68 | 207.01 | 141.38 | 90.70 | 44.18 | | | | | | |
| | 4 Wire Unbundled Digital Loop 2.4 Kbps - Zone 2 | | 2 | NTCUD | UDL2X | 41.47 | 207.01 | 141.38 | 90.70 | 44.18 | | | | | | |
| | 4 Wire Unbundled Digital Loop 2.4 Kbps - Zone3 | | 3 | NTCUD | UDL2X | 69.24 | 207.01 | 141.38 | 90.70 | 44.18 | | | | | | |
| | 4 Wire Unbundled Digital Loop 4.8 Kbps -Zone 1 | | 1 | NTCUD | UDL4X | 27.68 | 207.01 | 141.38 | 90.70 | 44.18 | | | | | | |
| | 4 Wire Unbundled Digital Loop 4.8 Kbps - Zone 2 | | 2 | NTCUD | UDL4X | 41.47 | 207.01 | 141.38 | 90.70 | 44.18 | | | | | | |
| | 4 Wire Unbundled Digital Loop 4.8 Kbps - Zone 3 | | 3 | NTCUD | UDL4X | 69.24 | 207.01 | 141.38 | 90.70 | 44.18 | | | | | | |
| | 4 Wire Unbundled Digital Loop 9.6 Kbps - Zone 1 | | 1 | NTCUD | UDL9X | 27.68 | 207.01 | 141.38 | 90.70 | 44.18 | | | | | | |
| | 5 Wire Unbundled Digital Loop 9.6 Kbps - Zone 2 | | 2 | NTCUD | UDL9X | 41.47 | 207.01 | 141.38 | 90.70 | 44.18 | | | | | | |
| | 6 Wire Unbundled Digital Loop 9.6 Kbps - Zone 3 | | 3 | NTCUD | UDL9X | 69.24 | 207.01 | 141.38 | 90.70 | 44.18 | | | | | | |
| | 4 Wire Unbundled Digital 19.2 Kbps - Zone 1 | | 1 | NTCUD | UDL19 | 27.68 | 207.01 | 141.38 | 90.70 | 44.18 | | | | | | |
| | 4 Wire Unbundled Digital 19.2 Kbps - Zone 2 | | 2 | NTCUD | UDL19 | 41.47 | 207.01 | 141.38 | 90.70 | 44.18 | | | | | | |
| | 4 Wire Unbundled Digital 19.2 Kbps - Zone 3 | | 3 | NTCUD | UDL19 | 69.24 | 207.01 | 141.38 | 90.70 | 44.18 | | | | | | |
| | 4 Wire Unbundled Digital Loop 56 Kbps - Zone 1 | | 1 | NTCUD | UDL56 | 27.68 | 207.01 | 141.38 | 90.70 | 44.18 | | | | | | |
| | 4 Wire Unbundled Digital Loop 56 Kbps - Zone 2 | | 2 | NTCUD | UDL56 | 41.47 | 207.01 | 141.38 | 90.70 | 44.18 | | | | | | |
| | 4 Wire Unbundled Digital Loop 56 Kbps - Zone 3 | | 3 | NTCUD | UDL56 | 69.24 | 207.01 | 141.38 | 90.70 | 44.18 | | | | | | |
| | 4 Wire Unbundled Digital Loop 64 Kbps - Zone 1 | | 1 | NTCUD | UDL64 | 27.68 | 207.01 | 141.38 | 90.70 | 44.18 | | | | | | |
| | 4 Wire Unbundled Digital Loop 64 Kbps - Zone 2 | | 2 | NTCUD | UDL64 | 41.47 | 207.01 | 141.38 | 90.70 | 44.18 | | | | | | |
| | 4 Wire Unbundled Digital Loop 64 Kbps - Zone 3 | | 3 | NTCUD | UDL64 | 69.24 | 207.01 | 141.38 | 90.70 | 44.18 | | | | | | |
| | Switch-As-Is Conversion rate per UNE Loop, Single LSR, (per DS0) | | | NTCUD | URES | 0.00 | 23.42 | 3.30 | 0.00 | 0.00 | | | | | | |
| | Switch-As-Is Conversion rate per UNE Loop, Spreadsheet, (per DS0) | | | NTCUD | URES | 0.00 | 24.82 | 4.70 | 0.00 | 0.00 | | | | | | |
| | CLEC to CLEC Conversion Charge without outside dispatch | | | NTCUD | UREWO | 0.00 | 102.28 | 49.82 | 0.00 | 0.00 | | | | | | |
| | Order Coordination for Specified Conversion Time (per LSR) | | | NTCVG, NTCUD, NTCD1 | OCOSL | | 34.29 | | | | | | | | | |
| UNBUNDLED EXCHANGE ACCESS LOOP | | | | | | | | | | | | | | | | |
| 2-WIRE ANALOG VOICE GRADE LOOP | | | | | | | | | | | | | | | | |
| | 2-Wire Analog Voice Grade Loop - Service Level 1- Zone 1 | | 1 | UEANL | UEAL2 | 11.74 | 31.99 | 20.02 | 10.65 | 1.41 | | | 20.35 | 10.54 | 13.32 | 13.32 |
| | 2-Wire Analog Voice Grade Loop - Service Level 1- Zone 2 | | 2 | UEANL | UEAL2 | 17.59 | 31.99 | 20.02 | 10.65 | 1.41 | | | 20.35 | 10.54 | 13.32 | 13.32 |
| | 2-Wire Analog Voice Grade Loop - Service Level 1- Zone 3 | | 3 | UEANL | UEAL2 | 29.37 | 31.99 | 20.02 | 10.65 | 1.41 | | | 20.35 | 10.54 | 13.32 | 13.32 |
| | 2-Wire Analog Voice Grade Loop - Service Level 1- Zone 1 | | 1 | UEANL | UEASL | 11.74 | 31.99 | 20.02 | 10.65 | 1.41 | | | 20.35 | 10.54 | 13.32 | 13.32 |
| | 2-Wire Analog Voice Grade Loop - Service Level 1- Zone 2 | | 2 | UEANL | UEASL | 17.59 | 31.99 | 20.02 | 10.65 | 1.41 | | | 20.35 | 10.54 | 13.32 | 13.32 |
| | 2-Wire Analog Voice Grade Loop - Service Level 1- Zone 3 | | 3 | UEANL | UEASL | 29.37 | 31.99 | 20.02 | 10.65 | 1.41 | | | 20.35 | 10.54 | 13.32 | 13.32 |
| | Tag Loop at End User Premise | | | UEANL | URETL | | 8.95 | 0.88 | | | | | | | | |
| | Loop Testing - Basic 1st Half Hour | | | UEANL | URET1 | | 57.67 | 0.00 | | | | | | | | |
| | Loop Testing - Basic Additional Half Hour | | | UEANL | URETA | | 37.44 | 37.44 | | | | | | | | |
| | Manual Order Coordination for UVL-SL1s (per loop) | | | UEANL | UEAMC | | 36.52 | 36.52 | | | | | | | | |
| | Order Coordination for Specified Conversion Time for UVL-SL1 (per LSR) | | | UEANL | OCOSL | | 34.29 | | | | | | | | | |
| | Unbundled Non-Design Voice Loop, billing for BST providing make-up (Engineering Information - E.I.) | | | UEANL | UEANM | | 25.33 | 25.33 | | | | | | | | |
| | CLEC to CLEC Conversion Charge Without Outside Dispatch (UVL-SL1) | | | UEANL | UREWO | | 15.80 | 8.95 | | | | | 20.35 | 10.54 | 13.32 | 13.32 |
| 2-WIRE Unbundled COPPER LOOP | | | | | | | | | | | | | | | | |
| | 2-Wire Unbundled Copper Loop - Non-Designed Zone 1 | | 1 | UEQ | UEQ2X | 11.74 | 31.99 | 20.02 | 10.65 | 1.41 | | | 20.35 | 10.54 | 13.32 | 13.32 |
| | 2 Wire Unbundled Copper Loop - Non-Designed - Zone 2 | | 2 | UEQ | UEQ2X | 17.59 | 31.99 | 20.02 | 10.65 | 1.41 | | | 20.35 | 10.54 | 13.32 | 13.32 |
| | 2 Wire Unbundled Copper Loop - Non-Designed - Zone 3 | | 3 | UEQ | UEQ2X | 29.37 | 31.99 | 20.02 | 10.65 | 1.41 | | | 20.35 | 10.54 | 13.32 | 13.32 |
| | Tag Loop at End User Premise | | | UEQ | URETL | | 8.95 | 0.88 | | | | | | | | |
| | Loop Testing - Basic 1st Half Hour | | | UEQ | URET1 | | 57.67 | 0.00 | | | | | | | | |
| | Loop Testing - Basic Additional Half Hour | | | UEQ | URETA | | 37.44 | 37.44 | | | | | | | | |
| | Manual Order Coordination 2 Wire Unbundled Copper Loop - Non-Designed (per loop) | | | UEQ | USBMC | | 36.52 | 36.52 | | | | | | | | |
| | Unbundled Copper Loop - Non-Design, billing for BST providing make-up (Engineering Information - E.I.) | | | UEQ | UEQMU | | 25.33 | 25.33 | | | | | 20.35 | 10.54 | 13.32 | 13.32 |
| | CLEC to CLEC Conversion Charge Without Outside Dispatch (UCL-ND) | | | UEQ | UREWO | | 14.29 | 7.44 | | | | | 20.35 | 10.54 | 13.32 | 13.32 |
| LOOP MODIFICATION | | | | | | | | | | | | | | | | |

| UNBUNDLED NETWORK ELEMENTS - Tennessee | | | | | | | | | | | Attachment 2 Exh A: | | | | | |
|--|---------------|---|---------|------|---|-------|-----------|--------------------|--------|-------------------------------|----------------------------------|--------------------------------------|--|--|---|---|
| CATEGORY | RATE ELEMENTS | | Interim | Zone | BCS | USOC | RATES(\$) | | | | Svc Order Submitted Elec per LSR | Svc Order Submitted Manually per LSR | Incremental Charge - Manual Svc Order vs. Electronic-1st | Incremental Charge - Manual Svc Order vs. Electronic-Add'l | Incremental Charge - Manual Svc Order vs. Electronic-Disc 1st | Incremental Charge - Manual Svc Order vs. Electronic-Disc Add'l |
| | | | | | | | Rec | Nonrecurring First | Add'l | Nonrecurring Disconnect First | Add'l | SOMEC | SOMAN | OSS Rates(\$) | | |
| | | Service Order charges will only apply once per Loop | | | | | | | | | | | | SOMAN | SOMAN | SOMAN |
| | | Unbundled Loop Modification, Removal of Load Coils - 2 Wire pair less than or equal to 18k ft, per Unbundled Loop | | | UAL, UHL, UCL, UEQ, ULS, UEA, UEANL, UEPSR, UEPSB | ULM2L | | 65.40 | 65.40 | | | | | | | |
| | | Unbundled Loop Modification Removal of Load Coils - 4 Wire less than or equal to 18K ft, per Unbundled Loop | | | UHL, UCL, UEA | ULM4L | | 65.40 | 65.40 | | | | | | | |
| | | Unbundled Loop Modification Removal of Bridged Tap Removal, per unbundled loop | | | UAL, UHL, UCL, UEQ, ULS, UEA, UEANL, UEPSR, UEPSB | ULMBT | | 65.44 | 65.44 | | | | | | | |
| SUB-LOOPS | | | | | | | | | | | | | | | | |
| | | Sub-Loop Distribution | | | | | | | | | | | | | | |
| | | Sub-Loop - Per Cross Box Location - CLEC Feeder Facility Set-Up | | | UEANL, UEF | USBSA | | 517.25 | 517.25 | | | | | 20.35 | 10.54 | 13.32 |
| | | Sub-Loop - Per Cross Box Location - Per 25 Pair Panel Set-Up | | | UEANL, UEF | USBSB | | 42.68 | 42.68 | | | | | 20.35 | 10.54 | 13.32 |
| | | Sub-Loop - Per Building Equipment Room - CLEC Feeder Facility Set-Up | | | UEANL | USBSC | | 313.01 | 313.01 | | | | | 20.35 | 10.54 | 13.32 |
| | | Sub-Loop - Per Building Equipment Room - Per 25 Pair Panel Set-Up | | | UEANL | USBSD | | 108.06 | 108.06 | | | | | 20.35 | 10.54 | 13.32 |
| | | Sub-Loop Distribution Per 2-Wire Analog Voice Grade Loop - Statewide | | | UEANL | USBN2 | 10.02 | 148.84 | 112.34 | 73.14 | 36.65 | | | 20.35 | 10.54 | 13.32 |
| | | Order Coordination for Unbundled Sub-Loops, per sub-loop pair | | | UEANL | USBMC | | 34.29 | 34.29 | | | | | | | |
| | | Sub-Loop Distribution Per 4-Wire Analog Voice Grade Loop - Zone 1 | | 1 | UEANL | USBN4 | 6.54 | 106.85 | 51.20 | 74.08 | 11.55 | | | 20.35 | 10.54 | 13.32 |
| | | Sub-Loop Distribution Per 4-Wire Analog Voice Grade Loop - Zone 2 | | 2 | UEANL | USBN4 | 9.80 | 106.85 | 51.20 | 74.08 | 11.55 | | | 20.35 | 10.54 | 13.32 |
| | | Sub-Loop Distribution Per 4-Wire Analog Voice Grade Loop - Zone 3 | | 3 | UEANL | USBN4 | 16.36 | 106.85 | 51.20 | 74.08 | 11.55 | | | 20.35 | 10.54 | 13.32 |
| | | Order Coordination for Unbundled Sub-Loops, per sub-loop pair | | | UEANL | USBMC | | 34.29 | 34.29 | | | | | | | |
| | | Sub-Loop 2-Wire Intrabuilding Network Cable (INC) | | | UEANL | USBR2 | 1.35 | 94.56 | 29.35 | | | | | 20.35 | 10.54 | 13.32 |
| | | Order Coordination for Unbundled Sub-Loops, per sub-loop pair | | | UEANL | USBMC | | 34.29 | 34.29 | | | | | | | |
| | | Sub-Loop 4-Wire Intrabuilding Network Cable (INC) | | | UEANL | USBR4 | 2.26 | 116.14 | 37.10 | | | | | 20.35 | 10.54 | 13.32 |
| | | Order Coordination for Unbundled Sub-Loops, per sub-loop pair | | | UEANL | USBMC | | 34.29 | 34.29 | | | | | | | |
| | | Loop Testing - Basic 1st Half Hour | | | UEANL | URET1 | | 57.67 | 0.00 | | | | | | | |
| | | Loop Testing - Basic Additional Half Hour | | | UEANL | URETA | | 37.44 | 37.44 | | | | | | | |
| | | 2 Wire Copper Unbundled Sub-Loop Distribution - Zone 1 | | 1 | UEF | UCS2X | 4.67 | 81.40 | 25.75 | 70.82 | 9.55 | | | 20.35 | 10.54 | 13.32 |
| | | 2 Wire Copper Unbundled Sub-Loop Distribution - Zone 2 | | 2 | UEF | UCS2X | 6.99 | 81.40 | 25.75 | 70.82 | 9.55 | | | 20.35 | 10.54 | 13.32 |
| | | 2 Wire Copper Unbundled Sub-Loop Distribution - Zone 3 | | 3 | UEF | UCS2X | 11.67 | 81.40 | 25.75 | 70.82 | 9.55 | | | 20.35 | 10.54 | 13.32 |
| | | Order Coordination for Unbundled Sub-Loops, per sub-loop pair | | | UEF | USBMC | | 34.29 | 34.29 | | | | | | | |
| | | 4 Wire Copper Unbundled Sub-Loop Distribution - Zone 1 | | 1 | UEF | UCS4X | 5.85 | 81.74 | 26.08 | 74.08 | 11.55 | | | 20.35 | 10.54 | 13.32 |
| | | 4 Wire Copper Unbundled Sub-Loop Distribution - Zone 2 | | 2 | UEF | UCS4X | 8.76 | 81.74 | 26.08 | 74.08 | 11.55 | | | 20.35 | 10.54 | 13.32 |
| | | 4 Wire Copper Unbundled Sub-Loop Distribution - Zone 3 | | 3 | UEF | UCS4X | 14.63 | 81.74 | 26.08 | 74.08 | 11.55 | | | 20.35 | 10.54 | 13.32 |
| | | Order Coordination for Unbundled Sub-Loops, per sub-loop pair | | | UEF | USBMC | | 34.29 | 34.29 | | | | | | | |
| | | Loop Tagging Service Level 1, Unbundled Copper Loop, Non-Designed and Distribution Subloops | | | UEF, UEANL | URETL | | 8.95 | 0.88 | | | | | | | |
| | | Loop Testing - Basic 1st Half Hour | | | UEF | URET1 | | 57.67 | 0.00 | | | | | | | |
| | | Loop Testing - Basic Additional Half Hour | | | UEF | URETA | | 37.44 | 37.44 | | | | | | | |
| Unbundled Sub-Loop Modification | | | | | | | | | | | | | | | | |
| | | Unbundled Sub-Loop Modification - 2-W Copper Dist Load Coil/Equip Removal per 2-W PR | | | UEF | ULM2X | | 335.36 | 7.82 | | | | | | | |

| UNBUNDLED NETWORK ELEMENTS - Tennessee | | | | | | | | | | | Attachment 2 Exh A: | | | | | | |
|---|---------------|--|---------|------|---|-------|-----------|--------------------|-------|-------------------------------|----------------------------------|--------------------------------------|--|--|---|---|-------|
| CATEGORY | RATE ELEMENTS | | Interim | Zone | BCS | USOC | RATES(\$) | | | | Svc Order Submitted Elec per LSR | Svc Order Submitted Manually per LSR | Incremental Charge - Manual Svc Order vs. Electronic-1st | Incremental Charge - Manual Svc Order vs. Electronic-Add'l | Incremental Charge - Manual Svc Order vs. Electronic-Disc 1st | Incremental Charge - Manual Svc Order vs. Electronic-Disc Add'l | |
| | | | | | | | Rec | Nonrecurring First | Add'l | Nonrecurring Disconnect First | Add'l | SOMEc | SOMAN | OSS Rates(\$) | | SOMAN | SOMAN |
| | | Unbundled Sub-loop Modification - 4-W Copper Dist Load Coil/Equip Removal per 4-W PR | | | UEF | ULM4X | | 335.36 | 7.82 | | | | | | | | |
| | | Unbundled Loop Modification, Removal of Bridge Tap, per unbundled loop | | | UEF | ULMBT | | 528.48 | 9.74 | | | | | | | | |
| | | Unbundled Network Terminating Wire (UNTW) per Pair | | | UENTW | UENPP | 0.4555 | 2.48 | 2.48 | 0.5814 | 0.5814 | | | 20.35 | 10.54 | 13.32 | 13.32 |
| | | Network Interface Device (NID) | | | | | | | | | | | | | | | |
| | | Network Interface Device (NID) - 1-2 lines | | | UENTW | UND12 | | 63.46 | 31.06 | 0.6391 | 0.6391 | | | 20.35 | 10.54 | 13.32 | 13.32 |
| | | Network Interface Device (NID) - 1-6 lines | | | UENTW | UND16 | | 63.46 | 31.06 | 0.6522 | 0.6522 | | | 20.35 | 10.54 | 13.32 | 13.32 |
| | | Network Interface Device Cross Connect - 2 W | | | UENTW | UNDC2 | | 8.75 | 8.75 | | | | | 20.35 | 10.54 | 13.32 | 13.32 |
| | | Network Interface Device Cross Connect - 4W | | | UENTW | UNDC4 | | 8.75 | 8.75 | | | | | 20.35 | 10.54 | 13.32 | 13.32 |
| UNE OTHER, PROVISIONING ONLY - NO RATE | | | | | | | | | | | | | | | | | |
| | | | | | UAL, UCL, UDC, UDL, UDN, UEA, UHL, UEANL, UEF, UEQ, UENTW, NTCVG, NTCUD, NTCD1, USL | UNECN | 0.00 | 0.00 | | | | | | | | | |
| | | Unbundled Contact Name, Provisioning Only - no rate | | | USL, NTCD1 | CCOSF | 0.00 | 0.00 | | | | | | | | | |
| | | Unbundled DS1 Loop - Superframe Format Option - no rate | | | | | | | | | | | | | | | |
| | | Unbundled DS1 Loop - Expanded Superframe Format option - no rate | | | USL, NTCD1 | CCOEF | 0.00 | 0.00 | | | | | | | | | |
| | | NID - Dispatch and Service Order for NID installation | | | UENTW | UNDBX | 0.00 | 0.00 | | | | | | | | | |
| | | UNTW Circuit Establishment, Provisioning Only - No Rate | | | UENTW | UENCE | 0.00 | 0.00 | | | | | | | | | |
| LOOP MAKE-UP | | | | | | | | | | | | | | | | | |
| | | Loop Makeup - Preordering Without Reservation, per working or spare facility queried (Manual). | | | UMK | UMKLW | | 0.76 | 0.76 | | | | | 20.35 | 10.54 | 13.32 | 13.32 |
| | | Loop Makeup - Preordering With Reservation, per spare facility queried (Manual). | | | UMK | UMKLP | | 0.76 | 0.76 | | | | | 20.35 | 10.54 | 13.32 | 13.32 |
| | | Loop Makeup--With or Without Reservation, per working or spare facility queried (Mechanized) | | | UMK | UMKMQ | | 0.76 | 0.76 | | | | | 20.35 | 10.54 | 13.32 | 13.32 |
| LINE SPLITTING | | | | | | | | | | | | | | | | | |
| | | END USER ORDERING-CENTRAL OFFICE BASED | | | | | | | | | | | | | | | |
| | | Line Splitting - per line activation DLEC owned splitter | | | UEPSR UEPSB | UREOS | 0.61 | | | | | | | | | | |
| | | Line Splitting - per line activation BST owned - physical | | | UEPSR UEPSB | UREBP | 0.61 | 48.96 | 21.39 | 35.06 | 10.79 | | | 20.35 | 10.54 | 13.32 | 13.32 |
| | | Line Splitting - per line activation BST owned - virtual | | | UEPSR UEPSB | UREBV | 0.61 | 48.96 | 21.39 | 35.06 | 10.79 | | | 20.35 | 10.54 | 13.32 | 13.32 |
| UNBUNDLED EXCHANGE ACCESS LOOP | | | | | | | | | | | | | | | | | |
| 2-WIRE ANALOG VOICE GRADE LOOP | | | | | | | | | | | | | | | | | |
| | | 2 Wire Analog Voice Grade Loop-Service Level 1-Line Splitting-Zone 1 | | 1 | UEPSR UEPSB | UEALS | 11.74 | 31.99 | 20.02 | 10.65 | 1.41 | | | 20.35 | 10.54 | 13.32 | 13.32 |
| | | 2 Wire Analog Voice Grade Loop-Service Level 1-Line Splitting-Zone 1 | | 1 | UEPSR UEPSB | UEABS | 11.74 | 31.99 | 20.02 | 10.65 | 1.41 | | | 20.35 | 10.54 | 13.32 | 13.32 |
| | | 2 Wire Analog Voice Grade Loop- Service Level 1-Line Splitting-Zone 2 | | 2 | UEPSR UEPSB | UEALS | 17.59 | 31.99 | 20.02 | 10.65 | 1.41 | | | 20.35 | 10.54 | 13.32 | 13.32 |
| | | 2 Wire Analog Voice Grade Loop- Service Level 1-Line Splitting-Zone 2 | | 2 | UEPSR UEPSB | UEABS | 17.59 | 31.99 | 20.02 | 10.65 | 1.41 | | | 20.35 | 10.54 | 13.32 | 13.32 |
| | | 2 Wire Analog Voice Grade Loop-Service Level 1-Line Splitting-Zone 3 | | 3 | UEPSR UEPSB | UEALS | 29.37 | 31.99 | 20.02 | 10.65 | 1.41 | | | 20.35 | 10.54 | 13.32 | 13.32 |
| | | 2 Wire Analog Voice Grade Loop-Service Level 1-Line Splitting-Zone 3 | | 3 | UEPSR UEPSB | UEABS | 29.37 | 31.99 | 20.02 | 10.65 | 1.41 | | | 20.35 | 10.54 | 13.32 | 13.32 |
| PHYSICAL COLLOCATION | | | | | | | | | | | | | | | | | |
| | | Physical Collocation-2 Wire Cross Connects (Loop) for Line Splitting | | | UEPSR UEPSB | PE1LS | 0.0475 | 11.62 | 9.90 | 10.38 | 8.66 | | | 0.00 | 0.00 | 0.00 | 0.00 |
| VIRTUAL COLLOCATION | | | | | | | | | | | | | | | | | |
| | | Virtual Collocation-2 Wire Cross Connects (Loop) for Line Splitting | | | UEPSR UEPSB | VE1LS | 0.57 | 11.62 | 9.90 | 10.38 | 8.66 | | | 2.07 | 2.81 | 0.67 | 1.41 |
| UNBUNDLED DEDICATED TRANSPORT | | | | | | | | | | | | | | | | | |
| INTEROFFICE CHANNEL - DEDICATED TRANSPORT - Stand Alone | | | | | | | | | | | | | | | | | |
| | | Interoffice Channel - 2-Wire Voice Grade - per mile | | | U1TVX | 1L5XX | 0.0054 | | | | | | | | | | |
| | | Interoffice Channel - 2-Wire Voice Grade - Facility Termination | | | U1TVX | U1TV2 | 18.58 | 55.39 | 17.37 | 27.96 | 3.51 | | | 20.35 | 21.09 | 9.80 | 10.54 |

| UNBUNDLED NETWORK ELEMENTS - Tennessee | | | | | | | | | | | | Attachment 2 Exh A: | | Incremental Charge - Manual Svc Order vs. Electronic-Disc 1st | Incremental Charge - Manual Svc Order vs. Electronic-Disc Add'l | | | |
|--|---------------|--|--|---|------------|---------|--------------------|----------|-------------------------------|-----------|--------|---------------------|---------------|---|---|----------------------------------|--------------------------------------|--|
| CATEGORY | RATE ELEMENTS | | | | | Interim | Zone | BCS | USOC | RATES(\$) | | | | | | Svc Order Submitted Elec per LSR | Svc Order Submitted Manually per LSR | Incremental Charge - Manual Svc Order vs. Electronic-1st |
| | | | | | | | | | | | | | | | | | | |
| | | | | | | Rec | Nonrecurring First | Add'l | Nonrecurring Disconnect First | Add'l | SOMEc | SOMAN | OSS Rates(\$) | | SOMAN | SOMAN | SOMAN | |
| | | Interoffice Channel - 2-Wire Voice Grade Rev Bat. - per mile | | | U1TVX | 1L5XX | 0.0054 | | | | | | | | | | | |
| | | Interoffice Channel - 2-Wire VG Rev Bat. - Facility Termination | | | U1TVX | U1TR2 | 18.58 | 55.39 | 17.37 | 27.96 | 3.51 | | | 20.35 | 21.09 | 9.80 | 10.54 | |
| | | Interoffice Channel - 4-Wire Voice Grade - per mile | | | U1TVX | 1L5XX | 0.0054 | | | | | | | | | | | |
| | | Interoffice Channel - 4-Wire Voice Grade - Facility Termination | | | U1TVX | U1TV4 | 24.09 | 37.87 | 26.02 | 30.78 | 13.07 | | | 15.08 | 15.08 | 9.80 | 10.54 | |
| | | Interoffice Channel - 56 kbps - per mile | | | U1TDX | 1L5XX | 0.0174 | | | | | | | | | | | |
| | | Interoffice Channel - 56 kbps - Facility Termination | | | U1TDX | U1TD5 | 17.98 | 55.39 | 17.37 | 27.96 | 3.51 | | | 20.35 | 21.09 | 9.80 | 10.54 | |
| | | Interoffice Channel - 64 kbps - per mile | | | U1TDX | 1L5XX | 0.0174 | | | | | | | | | | | |
| | | Interoffice Channel - 64 kbps - Facility Termination | | | U1TDX | U1TD6 | 17.98 | 55.39 | 17.37 | 27.96 | 3.51 | | | 20.35 | 21.09 | 9.80 | 10.54 | |
| | | Interoffice Channel - DS1 - per mile | | | U1TD1 | 1L5XX | 0.3562 | | | | | | | | | | | |
| | | Interoffice Channel - DS1 - Facility Termination | | | U1TD1 | U1TF1 | 77.86 | 112.40 | 76.27 | 19.55 | 14.99 | | | 20.35 | 21.09 | 9.80 | 10.54 | |
| | | Interoffice Channel - DS3 - per mile | | | U1TD3 | 1L5XX | 2.34 | | | | | | | | | | | |
| | | Interoffice Channel - DS3 - Facility Termination | | | U1TD3 | U1TF3 | 848.99 | 395.29 | 176.56 | 109.04 | 105.91 | | | 36.84 | 36.84 | 19.01 | 19.01 | |
| | | Interoffice Channel - STS-1 - per mile | | | U1TS1 | 1L5XX | 2.34 | | | | | | | | | | | |
| | | Interoffice Channel - STS-1 - Facility Termination | | | U1TS1 | U1TFS | 849.30 | 395.29 | 176.56 | 109.04 | 105.91 | | | 36.84 | 36.84 | 19.01 | 19.01 | |
| | | UNBUNDLED DARK FIBER - Stand Alone or in Combination | | | | | | | | | | | | | | | | |
| | | Dark Fiber - Interoffice Transport, Per Four Fiber Strands, Per Route Mile Or Fraction Thereof | | | UDF, UDFCX | 1L5DF | 28.74 | | | | | | | | | | | |
| | | Dark Fiber - Interoffice Transport, Per Four Fiber Strands, Per Route Mile Or Fraction Thereof | | | UDF, UDFCX | UDF14 | | 1,121.00 | 153.19 | | | | | | | | | |
| HIGH CAPACITY UNBUNDLED LOCAL LOOP | | | | | | | | | | | | | | | | | | |
| | | DS-3/STS-1 UNBUNDLED LOCAL LOOP - Stand Alone | | | | | | | | | | | | | | | | |
| | | DS3 Unbundled Local Loop - per mile | | | UE3 | 1L5ND | 9.19 | | | | | | | | | | | |
| | | DS3 Unbundled Local Loop - Facility Termination | | | UE3 | UE3PX | 374.24 | 595.37 | 304.50 | 234.83 | 170.16 | | | 36.84 | 36.84 | 19.01 | 19.01 | |
| | | STS-1 Unbundled Local Loop - per mile | | | UDLSX | 1L5ND | 9.19 | | | | | | | | | | | |
| | | STS-1 Unbundled Local Loop - Facility Termination | | | UDLSX | UDLS1 | 389.35 | 595.37 | 304.50 | 234.83 | 170.16 | | | 36.84 | 36.84 | 19.01 | 19.01 | |
| ENHANCED EXTENDED LINK (EELs) | | | | | | | | | | | | | | | | | | |
| | | Network Elements Used in Combinations | | | | | | | | | | | | | | | | |
| | | 2-Wire VG Loop (SL2) in Combination - Zone 1 | | 1 | UNCVX | UEAL2 | 14.74 | 108.76 | 35.47 | 72.94 | 10.86 | | | 31.26 | 10.42 | | | |
| | | 2-Wire VG Loop (SL2) in Combination - Zone 2 | | 2 | UNCVX | UEAL2 | 22.08 | 108.76 | 35.47 | 72.94 | 10.86 | | | 31.26 | 10.42 | | | |
| | | 2-Wire VG Loop (SL2) in Combination - Zone 3 | | 3 | UNCVX | UEAL2 | 36.87 | 108.76 | 35.47 | 72.94 | 10.86 | | | 31.26 | 10.42 | | | |
| | | 4-Wire Analog Voice Grade Loop in Combination - Zone 1 | | 1 | UNCVX | UEAL4 | 21.98 | 108.76 | 35.47 | 72.94 | 10.86 | | | 31.26 | 10.42 | | | |
| | | 4-Wire Analog Voice Grade Loop in Combination - Zone 2 | | 2 | UNCVX | UEAL4 | 32.93 | 108.76 | 35.47 | 72.94 | 10.86 | | | 31.26 | 10.42 | | | |
| | | 4-Wire Analog Voice Grade Loop in Combination - Zone 3 | | 3 | UNCVX | UEAL4 | 54.99 | 108.76 | 35.47 | 72.94 | 10.86 | | | 31.26 | 10.42 | | | |
| | | 2-Wire ISDN Loop in Combination - Zone 1 | | 1 | UNCNX | U1L2X | 19.77 | 108.76 | 35.47 | 72.94 | 10.86 | | | 31.26 | 10.42 | | | |
| | | 2-Wire ISDN Loop in Combination - Zone 2 | | 2 | UNCNX | U1L2X | 29.63 | 108.76 | 35.47 | 72.94 | 10.86 | | | 31.26 | 10.42 | | | |
| | | 2-Wire ISDN Loop in Combination - Zone 3 | | 3 | UNCNX | U1L2X | 49.47 | 108.76 | 35.47 | 72.94 | 10.86 | | | 31.26 | 10.42 | | | |
| | | 4-Wire 56Kbps Digital Grade Loop in Combination - Zone 1 | | 1 | UNCDX | UDL56 | 27.66 | 108.76 | 35.47 | 72.94 | 10.86 | | | 20.35 | 10.54 | 13.32 | | |
| | | 4-Wire 56Kbps Digital Grade Loop in Combination - Zone 2 | | 2 | UNCDX | UDL56 | 41.47 | 108.76 | 35.47 | 72.94 | 10.86 | | | 20.35 | 10.54 | 13.32 | | |
| | | 4-Wire 56Kbps Digital Grade Loop in Combination - Zone 3 | | 3 | UNCDX | UDL56 | 69.24 | 108.76 | 35.47 | 72.94 | 10.86 | | | 20.35 | 10.54 | 13.32 | | |
| | | 4-Wire 64Kbps Digital Grade Loop in Combination - Zone 1 | | 1 | UNCDX | UDL64 | 27.66 | 108.76 | 35.47 | 72.94 | 10.86 | | | 20.35 | 10.54 | 13.32 | | |
| | | 4-Wire 64Kbps Digital Grade Loop in Combination - Zone 2 | | 2 | UNCDX | UDL64 | 41.47 | 108.76 | 35.47 | 72.94 | 10.86 | | | 20.35 | 10.54 | 13.32 | | |
| | | 4-Wire 64Kbps Digital Grade Loop in Combination - Zone 3 | | 3 | UNCDX | UDL64 | 69.24 | 108.76 | 35.47 | 72.94 | 10.86 | | | 20.35 | 10.54 | 13.32 | | |
| | | 4-Wire DS1 Digital Loop in Combination - Zone 1 | | 1 | UNC1X | USLXX | 51.38 | 228.40 | 161.74 | 79.87 | 24.88 | | | 18.98 | 8.43 | 11.95 | | |
| | | 4-Wire DS1 Digital Loop in Combination - Zone 2 | | 2 | UNC1X | USLXX | 76.98 | 228.40 | 161.74 | 79.87 | 24.88 | | | 18.98 | 8.43 | 11.95 | | |
| | | 4-Wire DS1 Digital Loop in Combination - Zone 3 | | 3 | UNC1X | USLXX | 128.54 | 228.40 | 161.74 | 79.87 | 24.88 | | | 18.98 | 8.43 | 11.95 | | |
| | | DS3 Local Loop in combination - per mile | | | UNC3X | 1L5ND | 9.19 | | | | | | | | | | | |
| | | DS3 Local Loop in combination - Facility Termination | | | UNC3X | UE3PX | 374.24 | 1,260.47 | 628.84 | 106.78 | 45.24 | | | 36.84 | 36.84 | 19.01 | 19.01 | |
| | | STS-1 Local Loop in combination - per mile | | | UNC5X | 1L5ND | 9.19 | | | | | | | | | | | |
| | | STS-1 Local Loop in combination - Facility Termination | | | UNC5X | UDLS1 | 389.35 | 1,260.47 | 628.84 | 79.87 | 24.88 | | | 36.84 | 36.84 | 19.01 | 19.01 | |
| | | Interoffice Channel in combination - 2-wire VG - per mile | | | UNCVX | 1L5XX | 0.0174 | | | | | | | | | | | |
| | | Interoffice Channel in combination - 2-wire VG - Facility Termination | | | UNCVX | U1TV2 | 18.58 | 79.83 | 44.08 | 69.32 | 31.00 | | | 20.35 | 21.09 | 9.80 | 10.54 | |
| | | Interoffice Channel in combination - 4-wire VG - per mile | | | UNCVX | 1L5XX | 0.0174 | | | | | | | | | | | |
| | | Interoffice Channel in combination - 4-wire VG - Facility Termination | | | UNCVX | U1TV4 | 24.09 | 79.83 | 44.08 | 69.32 | 31.00 | | | 15.08 | 15.08 | 8.66 | 8.66 | |
| | | Interoffice Channel in combination - 4-wire 56 kbps - per mile | | | UNCDX | 1L5XX | 0.0174 | | | | | | | | | | | |

| UNBUNDLED NETWORK ELEMENTS - Tennessee | | | | | | | | | | | Attachment 2 Exh A: | | | | | | |
|--|--------------------------------|---|---------|------|--|-------|-----------|--------------------|--------|-------------------------------|----------------------------------|--------------------------------------|--|--|---|---|-------|
| CATEGORY | RATE ELEMENTS | | Interim | Zone | BCS | USOC | RATES(\$) | | | | Svc Order Submitted Elec per LSR | Svc Order Submitted Manually per LSR | Incremental Charge - Manual Svc Order vs. Electronic-1st | Incremental Charge - Manual Svc Order vs. Electronic-Add'l | Incremental Charge - Manual Svc Order vs. Electronic-Disc 1st | Incremental Charge - Manual Svc Order vs. Electronic-Disc Add'l | |
| | | | | | | | Rec | Nonrecurring First | Add'l | Nonrecurring Disconnect First | Add'l | SOMEc | SOMAN | OSS Rates(\$) | | | |
| | | | | | | | | | | | | | | SOMAN | SOMAN | SOMAN | |
| | | Interoffice Channel in combination - 4-wire 56 kbps - Facility Termination | | | UNCDX | U1TD5 | 17.98 | 79.83 | 44.08 | 69.32 | 31.00 | | | 20.35 | 21.09 | 9.80 | 10.54 |
| | | Interoffice Channel in combination - 4-wire 64 kbps - per mile | | | UNCDX | 1L5XX | 0.0174 | | | | | | | | | | |
| | | Interoffice Channel in combination - 4-wire 64 kbps - Facility Termination | | | UNCDX | U1TD6 | 17.98 | 79.83 | 44.08 | 69.32 | 31.00 | | | 20.35 | 21.09 | 9.80 | 10.54 |
| | | Interoffice Channel in combination - DS1 - per mile | | | UNC1X | 1L5XX | 0.3562 | | | | | | | | | | |
| | | Interoffice Channel in combination - DS1 Facility Termination | | | UNC1X | U1TF1 | 77.86 | 171.24 | 113.12 | 70.07 | 30.90 | | | 20.35 | 21.09 | 9.80 | 10.54 |
| | | Interoffice Channel in combination - DS3 - per mile | | | UNC3X | 1L5XX | 2.34 | | | | | | | | | | |
| | | Interoffice Channel in combination - DS3 - Facility Termination | | | UNC3X | U1TF3 | 848.99 | 482.01 | 153.81 | 64.43 | 35.43 | | | 36.84 | 36.84 | 19.01 | 19.01 |
| | | Interoffice Channel in combination - STS-1 - per mile | | | UNC3X | 1L5XX | 2.34 | | | | | | | | | | |
| | | Interoffice Channel in combination - STS-1 Facility Termination | | | UNC3X | U1TFS | 849.30 | 482.01 | 153.81 | 64.43 | 35.43 | | | 36.84 | 36.84 | 19.01 | 19.01 |
| ADDITIONAL NETWORK ELEMENTS | | | | | | | | | | | | | | | | | |
| | Optional Features & Functions: | | | | | | | | | | | | | | | | |
| | | Clear Channel Capability Extended Frame Option - per DS1 | I | | U1TD1, ULDD1,UNC1X | CCOEF | | 0.00 | 0.00 | 0.00 | 0.00 | | | | | | |
| | | Clear Channel Capability Super FrameOption - per DS1 | i | | U1TD1, ULDD1,UNC1X | CCOSF | | 0.00 | 0.00 | 0.00 | 0.00 | | | | | | |
| | | Clear Channel Capability (SF/ESF) Option - Subsequent Activity - per DS1 | I | | ULDD1, U1TD1, UNC1X, USL | NRCCC | | 185.16 | 23.86 | 2.03 | 0.79 | | | | | | |
| | | C-bit Parity Option - Subsequent Activity - per DS3 | i | | U1TD3, ULDD3, UE3, UNC3X | NRCC3 | | 219.46 | 7.68 | 0.7637 | | | | | | | |
| | | DS1/DS0 Channel System | | | UNC1X | MQ1 | 80.77 | 105.76 | 14.48 | 3.04 | 2.74 | | | | | | |
| | | DS3/DS1Channel System | | | UNC3X, UNC3X | MQ3 | 222.98 | 156.02 | 49.41 | 17.12 | 6.77 | | | 20.35 | 9.80 | 11.49 | 1.18 |
| | | Voice Grade COCI in combination | | | UNCVX | 1D1VG | 0.91 | 5.70 | 4.42 | | | | | | | | |
| | | Voice Grade COCI - for Stand Alone Local Loop | | | UEA | 1D1VG | 0.91 | 5.70 | 4.42 | | | | | | | | |
| | | Voice Grade COCI - for connection to a channelized DS1 Local Channel in the same SWC as collocation | | | U1TUC | 1D1VG | 0.91 | 5.70 | 4.42 | | | | | | | | |
| | | OCU-DP COCI (2.4-64kbs) in combination | | | UNCDX | 1D1DD | 1.82 | 5.70 | 4.42 | | | | | 20.35 | 9.80 | 11.49 | 1.18 |
| | | OCU-DP COCI (2.4-64kbs) - for Stand Alone Local Loop | | | UDL | 1D1DD | 1.82 | 5.70 | 4.42 | | | | | | | | |
| | | OCU-DP COCI (2.4-64kbs) - for connection to a channelized DS1 Local Channel in the same SWC as collocation | | | U1TUD | 1D1DD | 1.82 | 5.70 | 4.42 | | | | | | | | |
| | | 2-wire ISDN COCI (BRITE) in combination | | | UNCNX | UC1CA | 17.58 | 5.70 | 4.42 | | | | | 20.35 | 9.80 | 11.49 | 1.18 |
| | | 2-wire ISDN COCI (BRITE) - for a Local Loop | | | UDN | UC1CA | 17.58 | 5.70 | 4.42 | | | | | | | | |
| | | 2-wire ISDN COCI (BRITE) - for connection to a channelized DS1 Local Channel in the same SWC as collocation | | | U1TUB | UC1CA | 17.58 | 5.70 | 4.42 | | | | | | | | |
| | | DS1 COCI in combination | | | UNC1X | UC1D1 | 17.58 | 5.70 | 4.42 | 4.42 | | | | 20.35 | 9.80 | 11.49 | 1.18 |
| | | DS1 COCI - for Stand Alone Local Channel | | | ULDD1 | UC1D1 | 17.58 | 5.70 | 4.42 | | | | | | | | |
| | | DS1 COCI - for Stand Alone Interoffice Channel | | | U1TD1 | UC1D1 | 17.58 | 5.70 | 4.42 | | | | | | | | |
| | | DS1 COCI - for Stand Alone Local Loop | | | USL | UC1D1 | 17.58 | 5.70 | 4.42 | | | | | | | | |
| | | DS1 COCI - for connection to a channelized DS1 Local Channel in the same SWC as collocation | | | U1TUA | UC1D1 | 17.58 | 5.70 | 4.42 | | | | | | | | |
| | | Wholesale to UNE, Switch-As-Is Conversion Charge | | | UNCVX, U1TVX, UNCDX, U1TDX, UNC1X, U1TD1,UNC3X, U1TD3, UNC3X, U1TS1, UDF,UDFCX | UNCCC | | 52.73 | 24.62 | | | | | | | | |
| | | Unbundled Misc Rate Element, SNE SAI, Single Network Element - Switch As Is Non-recurring Charge, per circuit (LSR) | I | | U1TVX, U1TDX, U1TD1, U1TD3, U1TS1, UDF, UE3 | URES | | 34.53 | 15.11 | | | | | | | | |
| | | Unbundled Misc Rate Element, SNE SAI, Single Network Element - Switch As Is Non-recurring Charge, incremental charge per circuit on a spreadsheet | i | | U1TVX, U1TDX, U1TD1, U1TD3, U1TS1, UDF, UE3 | URES | | 1.40 | 1.40 | | | | | | | | |
| | | UNE Reconfiguration Change Charge per Circuit | I | | UNC1X | URERC | | 35.00 | 35.00 | | | | | | | | |
| | | UNE Reconfiguration Change Charge per Circuit Project Managed | I | | UNC1X | URERP | | 1.40 | 1.40 | | | | | | | | |
| | | UNE Reconfiguration Change Charge per Circuit | I | | UNC1X | URERC | | 35.00 | 35.00 | | | | | | | | |

| UNBUNDLED NETWORK ELEMENTS - Tennessee | | | | | | | | | | | Attachment 2 Exh A: | | | | | |
|--|---------------|---|-------------|------|---|-------|-----------|-----------------------|-------|----------------------------------|---|---|--|--|---|---|
| CATEGORY | RATE ELEMENTS | | Interi m | Zone | BCS | USOC | RATES(\$) | | | | Svc Order Submitted Elec per LSR | Svc Order Submitted Manually per LSR | Incremental Charge - Manual Svc Order vs. Electronic- 1st | Incremental Charge - Manual Svc Order vs. Electronic- Add'l | Incremental Charge - Manual Svc Order vs. Electronic- Disc 1st | Incremental Charge - Manual Svc Order vs. Electronic- Disc Add'l |
| | | | | | | | | | | | | | | | | |
| | | | | | | | Rec | Nonrecurring First | Add'l | Nonrecurring Disconnect First | Add'l | SOME C | SOMAN | OSS Rates(\$) | | |
| | | UNE Reconfiguration Change Charge per Circuit Project Managed | I | | UNC1X | URERP | | 1.40 | 1.40 | | | | | SOMAN | SOMAN | SOMAN |
| | | Access to DCS - Customer Reconfiguration (FlexServ) | | | | | | | | | | | | | | |
| | | Customer Reconfiguration Establishment | | | | | | 2.78 | | 3.32 | | | | | | |
| | | DS1 DCS Termination with DS0 Switching | | | | | 23.35 | 41.14 | 34.25 | 29.94 | 24.08 | | | | | |
| | | DS1 DCS Termination with DS1 Switching | | | | | 13.45 | 27.79 | 20.90 | 21.99 | 16.12 | | | | | |
| | | DS3 DCS Termination with DS1 Switching | | | | | 150.88 | 41.14 | 34.25 | 29.94 | 24.08 | | | | | |
| | | Node (SynchroNet) | | | | | | | | | | | | | | |
| | | Node per month | | | UNCDX | UNCNT | 17.11 | | | | | | | | | |
| | | Service Rearrangements | | | | | | | | | | | | | | |
| | | NRC - Change in Facility Assignment per circuit Service Rearrangement | I | | U1TVX, U1TDX, UEA, UDL, U1TUC, U1TUD, U1TUB, ULDVX, ULDDX, UNCVX, UNCDX, UNC1X | URETD | | 130.47 | 40.11 | | | | | | | |
| | | NRC - Change in Facility Assignment per circuit Project Management (added to CFA per circuit if project managed) | I | | U1TVX, U1TDX, UEA, UDL, U1TUC, U1TUD, U1TUB, ULDVX, ULDDX, UNCVX, UNCDX, UNC1X | URETB | | 1.28 | 1.28 | | | | | | | |
| | | NRC - Order Coordination Specific Time - Dedicated Transport | I | | UNC1X | OCOSR | | 18.93 | 18.93 | | | | | | | |
| COMMINGLING | | | | | | | | | | | | | | | | |
| | | Commingling Authorization | | | UNCVX, UNCDX, UNC1X, UNC3X, UNCSX, U1TD1, U1TD3, U1TS1, UE3, UDLSX, U1TVX, U1TDX, U1TUB, ULDVX, ULDD1, ULDD3, ULDS1 | CMGAU | 0.00 | 0.00 | 0.00 | 0.00 | 0.00 | | | | | |
| | | Commingled (UNE part of single bandwidth circuit) | | | | | | | | | | | | | | |
| | | Commingled VG COCI | | | XDV2X, NTCVG | 1D1VG | 1.82 | 5.70 | 4.42 | | | | | | | |
| | | Commingled Digital COCI | | | XDV6X, NTCUD | 1D1DD | 0.91 | 5.70 | 4.42 | | | | | | | |
| | | Commingled ISDN COCI | | | XDD4X | UC1CA | 17.58 | 5.70 | 4.42 | | | | | | | |
| | | Commingled 2-wire VG Interoffice Channel Facility Termination | | | XDV2X | U1TV2 | 18.58 | 79.83 | 44.08 | 69.32 | 31.00 | | | | | |
| | | Commingled 4-wire VG Interoffice Channel Facility Termination | | | XDV6X | U1TV4 | 24.09 | 79.83 | 44.08 | 69.32 | 31.00 | | | | | |
| | | Commingled 56kbps Interoffice Channel Facility Termination | | | XDD4X | U1TD5 | 17.98 | 79.83 | 44.08 | 69.32 | 31.00 | | | | | |
| | | Commingled 64kbps Interoffice Channel Facility Termination | | | XDD4X | U1TD6 | 17.98 | 79.83 | 44.08 | 69.32 | 31.00 | | | | | |
| | | Commingled VG/DS0 Interoffice Channel per mile | | | XDV2X, XDV6X, XDD4X | 1L5XX | 0.0174 | | | | | | | | | |
| | | Commingled 2-wire Local Loop Zone 1 | | 1 | XDV2X | UEAL2 | 14.74 | 108.76 | 35.47 | 72.94 | 10.86 | | | | | |
| | | Commingled 2-wire Local Loop Zone 2 | | 2 | XDV2X | UEAL2 | 22.08 | 108.76 | 35.47 | 72.94 | 10.86 | | | | | |
| | | Commingled 2-wire Local Loop Zone 3 | | 3 | XDV2X | UEAL2 | 36.87 | 108.76 | 35.47 | 72.94 | 10.86 | | | | | |
| | | Commingled 4-wire Local Loop Zone 1 | | 1 | XDV6X | UEAL4 | 21.98 | 108.76 | 35.47 | 72.94 | 10.86 | | | | | |
| | | Commingled 4-wire Local Loop Zone 2 | | 2 | XDV6X | UEAL4 | 32.93 | 108.76 | 35.47 | 72.94 | 10.86 | | | | | |
| | | Commingled 4-wire Local Loop Zone 3 | | 3 | XDV6X | UEAL4 | 54.96 | 108.76 | 35.47 | 72.94 | 10.86 | | | | | |
| | | Commingled 56kbps Local Loop Zone 1 | | 1 | XDD4X | UDL56 | 27.68 | 108.76 | 35.47 | 72.94 | 10.86 | | | | | |
| | | Commingled 56kbps Local Loop Zone 2 | | 2 | XDD4X | UDL56 | 41.47 | 108.76 | 35.47 | 72.94 | 10.86 | | | | | |
| | | Commingled 56kbps Local Loop Zone 3 | | 3 | XDD4X | UDL56 | 69.24 | 108.76 | 35.47 | 72.94 | 10.86 | | | | | |
| | | Commingled 64kbps Local Loop Zone 1 | | 1 | XDD4X | UDL64 | 27.68 | 108.76 | 35.47 | 72.94 | 10.86 | | | | | |
| | | Commingled 64kbps Local Loop Zone 2 | | 2 | XDD4X | UDL64 | 41.47 | 108.76 | 35.47 | 72.94 | 10.86 | | | | | |
| | | Commingled 64kbps Local Loop Zone 3 | | 3 | XDD4X | UDL64 | 69.24 | 108.76 | 35.47 | 72.94 | 10.86 | | | | | |
| | | Commingled ISDN Local Loop Zone 1 | | 1 | XDD4X | U1L2X | 19.77 | 108.76 | 35.47 | 72.94 | 10.86 | | | | | |
| | | Commingled ISDN Local Loop Zone 2 | | 2 | XDD4X | U1L2X | 29.63 | 108.76 | 35.47 | 72.94 | 10.86 | | | | | |
| | | Commingled ISDN Local Loop Zone 3 | | 3 | XDD4X | U1L2X | 49.47 | 108.76 | 35.47 | 72.94 | 10.86 | | | | | |
| | | Commingled DS1 COCI | | | XDH1X, NTCDD1 | UC1D1 | 17.58 | 5.70 | 4.42 | | | | | | | |

| UNBUNDLED NETWORK ELEMENTS - Tennessee | | | | | | | | | | | Attachment 2 Exh A: | | | | | |
|--|--|---------|------|--------------|-------|-------------|--------------------|--------|-------------------------------|--------|----------------------------------|--------------------------------------|--|--|---|---|
| CATEGORY | RATE ELEMENTS | Interim | Zone | BCS | USOC | RATES(\$) | | | | | Svc Order Submitted Elec per LSR | Svc Order Submitted Manually per LSR | Incremental Charge - Manual Svc Order vs. Electronic-1st | Incremental Charge - Manual Svc Order vs. Electronic-Add'l | Incremental Charge - Manual Svc Order vs. Electronic-Disc 1st | Incremental Charge - Manual Svc Order vs. Electronic-Disc Add'l |
| | | | | | | Rec | Nonrecurring First | Add'l | Nonrecurring Disconnect First | Add'l | SOMEc | SOMAN | OSS Rates(\$) | | | |
| | | | | | | | | | | | | | SOMAN | SOMAN | SOMAN | SOMAN |
| | Commingled DS1 Interoffice Channel Facility Termination | | | XDH1X | U1TF1 | 77.86 | 171.24 | 113.12 | 70.07 | 30.90 | | | | | | |
| | Commingled DS1 Interoffice Channel per mile | | | XDH1X | 1L5XX | 0.3562 | | | | | | | | | | |
| | Commingled DS1/DS0 channelSystem | | | XDH1X | MQ1 | 80.77 | 105.76 | 14.48 | 3.04 | 2.74 | | | | | | |
| | Commingled DS1 Local Loop Zone 1 | | 1 | XDH1X | USLXX | 51.38 | 228.40 | 161.74 | 79.87 | 24.88 | | | | | | |
| | Commingled DS1 Local Loop Zone 2 | | 2 | XDH1X | USLXX | 76.98 | 228.40 | 161.74 | 79.87 | 24.88 | | | | | | |
| | Commingled DS1 Local Loop Zone 3 | | 3 | XDH1X | USLXX | 128.54 | 228.40 | 161.74 | 79.87 | 24.88 | | | | | | |
| | Commingled DS3 Local Loop Facility Termination | | | HFQC6 | UE3PX | 374.24 | 1,260.47 | 628.84 | 106.78 | 45.24 | | | | | | |
| | Commingled DS3/STS-1 Local Loop per mile | | | HFQC6, HFRST | 1L5ND | 9.19 | | | | | | | | | | |
| | Commingled STS-1 Local Loop Facility Termination | | | HFRST | UDLS1 | 389.35 | 1,260.47 | 628.84 | 79.87 | 24.88 | | | | | | |
| | Commingled DS3/DS1 channelSystem | | | HFQC6 | MQ3 | 222.98 | 156.02 | 49.41 | 17.12 | 6.77 | | | | | | |
| | Commingled DS3 Interoffice Channel Facility Termination | | | HFQC6 | U1TF3 | 848.99 | 482.01 | 153.81 | 64.43 | 35.43 | | | | | | |
| | Commingled DS3 Interoffice Channel per mile | | | HFQC6 | 1L5XX | 2.34 | | | | | | | | | | |
| | Commingled STS-1Interoffice Channel Facility Termination | | | HFRST | U1TFS | 849.30 | 482.01 | 153.81 | 64.43 | 35.43 | | | | | | |
| | Commingled STS-1Interoffice Channel per mile | | | HFRST | 1L5XX | 2.34 | | | | | | | | | | |
| | Commingled Dark Fiber - Interoffice Transport, Per Four Fiber Strands, Per Route Mile Or Fraction Thereof | | | HEQDL | 1L5DF | 28.74 | | | | | | | | | | |
| | Commingled Dark Fiber - Interoffice Transport, Per Four Fiber Strands, Per Route Mile Or Fraction Thereof | | | HEQDL | UDF14 | | 1,121.00 | 153.19 | 0.00 | 0.00 | | | | | | |
| SIGNALING (CCS7) | | | | | | | | | | | | | | | | |
| | NOTE:"bk" beside a rate indicates that the parties have agreed to bill and keep for that element pursuant to the terms and conditions in Attachment 3. | | | | | | | | | | | | | | | |
| | CCS7 Signaling Usage, Per TCAP Message | | | | | 0.0000916bk | | | | | | | | | | |
| | CCS7 Signaling Usage, Per ISUP Message | | | | | 0.0000373bk | | | | | | | | | | |
| LNP Query Service | | | | | | | | | | | | | | | | |
| | LNP Charge Per query | | | | | 0.0009277 | | | | | | | | | | |
| | LNP Service Establishment Manual | | | | | | 23.60 | 13.83 | 23.60 | 12.71 | | | | | | |
| | LNP Service Provisioning with Point Code Establishment | | | | | | 1,119.00 | 571.71 | 1,119.00 | 571.71 | | | | | | |
| 911 PBX LOCATE | | | | | | | | | | | | | | | | |
| | 911 PBX LOCATE DATABASE CAPABILITY | | | | | | | | | | | | | | | |
| | Service Establishment per CLEC per End User Account | | | 9PBDC | 9PBEU | | 1,706.00 | | | | | | | | | |
| | Changes to TN Range or Customer Profile | | | 9PBDC | 9PBTN | | 170.69 | | | | | | | | | |
| | Per Telephone Number (Monthly) | | | 9PBDC | 9PBMM | 0.07 | | | | | | | | | | |
| | Change Company (Service Provider) ID | | | 9PBDC | 9PBPC | | 501.06 | | | | | | | | | |
| | PBX Locate Service Support per CLEC (Monthlt) | | | 9PBDC | 9PBMR | 191.92 | | | | | | | | | | |
| | Service Order Charge | | | 9PBDC | 9PBSC | | 23.20 | | | | | | | | | |
| 911 PBX LOCATE TRANSPORT COMPONENT | | | | | | | | | | | | | | | | |
| See Att 3 | | | | | | | | | | | | | | | | |
| Note: Rates displaying an "I" in Interim column are interim as a result of a Commission order. | | | | | | | | | | | | | | | | |

| UNBUNDLED NETWORK ELEMENTS - Alabama | | | | | | | | | | Attachment: 2 Exh. B | | | | | | | |
|---|---------------|--|---------|------|------------|-------|------------|--------------|-------|-------------------------|----------------------------------|--------------------------------------|--|--|---|---|-------|
| CATEGORY | RATE ELEMENTS | | Interim | Zone | BCS | USOC | RATES (\$) | | | | Svc Order Submitted Elec per LSR | Svc Order Submitted Manually per LSR | Incremental Charge - Manual Svc Order vs. Electronic-1st | Incremental Charge - Manual Svc Order vs. Electronic-Add'l | Incremental Charge - Manual Svc Order vs. Electronic-Disc 1st | Incremental Charge - Manual Svc Order vs. Electronic-Disc Add'l | |
| | | | | | | | Rec | Nonrecurring | | Nonrecurring Disconnect | | OSS Rates (\$) | | | | | |
| | | | | | | | | First | Add'l | First | Add'l | SOMEc | SOMAN | SOMAN | SOMAN | SOMAN | SOMAN |
| UNBUNDLED EXCHANGE ACCESS LOOP | | | | | | | | | | | | | | | | | |
| 2-WIRE HIGH BIT RATE DIGITAL SUBSCRIBER LINE (HDSL) COMPATIBLE LOOP | | | | | | | | | | | | | | | | | |
| | | 2 Wire Unbundled HDSL Loop including manual service inquiry & facility reservation - Zone 1 | | 1 | UHL | UHL2X | 10.05 | | | | | | | | | | |
| | | 2 Wire Unbundled HDSL Loop including manual service inquiry & facility reservation - Zone 2 | | 2 | UHL | UHL2X | 11.70 | | | | | | | | | | |
| | | 2 Wire Unbundled HDSL Loop including manual service inquiry & facility reservation - Zone 3 | | 3 | UHL | UHL2X | 13.16 | | | | | | | | | | |
| | | 2 Wire Unbundled HDSL Loop without manual service inquiry and facility reservation - Zone 1 | | 1 | UHL | UHL2W | 10.05 | | | | | | | | | | |
| | | 2 Wire Unbundled HDSL Loop without manual service inquiry and facility reservation - Zone 2 | | 2 | UHL | UHL2W | 11.70 | | | | | | | | | | |
| | | 2 Wire Unbundled HDSL Loop without manual service inquiry and facility reservation - Zone 3 | | 3 | UHL | UHL2W | 13.16 | | | | | | | | | | |
| 4-WIRE HIGH BIT RATE DIGITAL SUBSCRIBER LINE (HDSL) COMPATIBLE LOOP | | | | | | | | | | | | | | | | | |
| | | 4 Wire Unbundled HDSL Loop including manual service inquiry and facility reservation - Zone 1 | | 1 | UHL | UHL4X | 16.04 | | | | | | | | | | |
| | | 4-Wire Unbundled HDSL Loop including manual service inquiry and facility reservation - Zone 2 | | 2 | UHL | UHL4X | 17.89 | | | | | | | | | | |
| | | 4-Wire Unbundled HDSL Loop including manual service inquiry and facility reservation - Zone 3 | | 3 | UHL | UHL4X | 17.54 | | | | | | | | | | |
| | | 4-Wire Unbundled HDSL Loop without manual service inquiry and facility reservation - Zone 1 | | 1 | UHL | UHL4W | 16.04 | | | | | | | | | | |
| | | 4-Wire Unbundled HDSL Loop without manual service inquiry and facility reservation - Zone 2 | | 2 | UHL | UHL4W | 17.89 | | | | | | | | | | |
| | | 4-Wire Unbundled HDSL Loop without manual service inquiry and facility reservation - Zone 3 | | 3 | UHL | UHL4W | 17.54 | | | | | | | | | | |
| 4-WIRE DS1 DIGITAL LOOP | | | | | | | | | | | | | | | | | |
| | | 4-Wire DS1 Digital Loop - Zone 1 | | 1 | USL | USLXX | 94.93 | | | | | | | | | | |
| | | 4-Wire DS1 Digital Loop - Zone 2 | | 2 | USL | USLXX | 177.31 | | | | | | | | | | |
| | | 4-Wire DS1 Digital Loop - Zone 3 | | 3 | USL | USLXX | 361.70 | | | | | | | | | | |
| HIGH CAPACITY UNBUNDLED LOCAL LOOP | | | | | | | | | | | | | | | | | |
| | | High Capacity Unbundled Local Loop - DS3 - Per Mile per month | | | UE3 | 1L5ND | 9.64 | | | | | | | | | | |
| | | High Capacity Unbundled Local Loop - DS3 - Facility Termination per month | | | UE3 | UE3PX | 308.98 | | | | | | | | | | |
| | | High Capacity Unbundled Local Loop - STS-1 - Per Mile per month | | | UDLSX | 1L5ND | 9.64 | | | | | | | | | | |
| | | High Capacity Unbundled Local Loop - STS-1 - Facility Termination per month | | | UDLSX | UDLS1 | 367.80 | | | | | | | | | | |
| UNBUNDLED DEDICATED TRANSPORT | | | | | | | | | | | | | | | | | |
| INTEROFFICE CHANNEL - DEDICATED TRANSPORT | | | | | | | | | | | | | | | | | |
| | | Interoffice Channel - Dedicated Channel - DS1 - Per Mile per month | | | U1TD1 | 1L5XX | 0.21 | | | | | | | | | | |
| | | Interoffice Channel - Dedicated Transport - DS1 - Facility Termination | | | U1TD1 | U1TF1 | 69.18 | | | | | | | | | | |
| | | Interoffice Channel - Dedicated Transport - DS3 - Per Mile per month | | | U1TD3 | 1L5XX | 4.70 | | | | | | | | | | |
| | | Interoffice Channel - Dedicated Transport - DS3 - Facility Termination per month | | | U1TD3 | U1TF3 | 809.05 | | | | | | | | | | |
| | | Interoffice Channel - Dedicated Transport - STS-1 - Per Mile per month | | | U1TS1 | 1L5XX | 4.70 | | | | | | | | | | |
| | | Interoffice Channel - Dedicated Transport - STS-1 - Facility Termination | | | U1TS1 | U1TFS | 806.58 | | | | | | | | | | |
| UNBUNDLED DARK FIBER - Stand Alone or in Combination | | | | | | | | | | | | | | | | | |
| | | Dark Fiber - Interoffice Transport, Per Four Fiber Strands, Per Route Mile Or Fraction Thereof | | | UDF, UDFCX | 1L5DF | 25.69 | | | | | | | | | | |
| ENHANCED EXTENDED LINK (EELs) | | | | | | | | | | | | | | | | | |

| UNBUNDLED NETWORK ELEMENTS - Alabama | | | | | | | | | | | | Attachment: 2 Exh. B | | | | |
|--------------------------------------|--|---------|------|-------|-------|------------|--------------|-------|-------------------------|----------------------------------|--------------------------------------|--|--|---|---|--|
| CATEGORY | RATE ELEMENTS | Interim | Zone | BCS | USOC | RATES (\$) | | | | Svc Order Submitted Elec per LSR | Svc Order Submitted Manually per LSR | Incremental Charge - Manual Svc Order vs. Electronic-1st | Incremental Charge - Manual Svc Order vs. Electronic-Add'l | Incremental Charge - Manual Svc Order vs. Electronic-Disc 1st | Incremental Charge - Manual Svc Order vs. Electronic-Disc Add'l | |
| | | | | | | Rec | Nonrecurring | | Nonrecurring Disconnect | | | | | | | |
| | | | | | | | First | Add'l | First | Add'l | SOMECH | SOMAN | OSS Rates (\$) | | | |
| | | | | | | | | | | | | | SOMAN | SOMAN | SOMAN | |
| | NOTE: The monthly recurring and non-recurring charges below will apply and the Switch-As-Is Charge will not apply for UNE combinations provisioned as ' Ordinarily Combined' Network Elements. | | | | | | | | | | | | | | | |
| | NOTE: The monthly recurring and the Switch-As-Is Charge and not the non-recurring charges below will apply for UNE combinations provisioned as ' Currently Combined' Network Elements. | | | | | | | | | | | | | | | |
| | EXTENDED 4-WIRE DS1 DIGITAL EXTENDED LOOP WITH DEDICATED DS1 INTEROFFICE TRANSPORT | | | | | | | | | | | | | | | |
| | 4-Wire DS1 Digital Loop in Combination - Zone 1 | | 1 | UNC1X | USLXX | 94.93 | | | | | | | | | | |
| | 4-Wire DS1 Digital Loop in Combination - Zone 2 | | 2 | UNC1X | USLXX | 177.31 | | | | | | | | | | |
| | 4-Wire DS1 Digital Loop in Combination - Zone 3 | | 3 | UNC1X | USLXX | 361.70 | | | | | | | | | | |
| | Interoffice Transport - Dedicated - DS1 combination - Per Mile per month | | | UNC1X | 1L5XX | 0.21 | | | | | | | | | | |
| | Interoffice Transport - Dedicated - DS1 combination - Facility Termination per month | | | UNC1X | U1TF1 | 69.18 | | | | | | | | | | |
| | EXTENDED DS3 DIGITAL EXTENDED LOOP WITH DEDICATED DS3 INTEROFFICE TRANSPORT | | | | | | | | | | | | | | | |
| | DS3 Local Loop in combination - per mile per month | | | UNC3X | 1L5ND | 9.54 | | | | | | | | | | |
| | DS3 Local Loop in combination - Facility Termination per month | | | UNC3X | UE3PX | 355.33 | | | | | | | | | | |
| | Interoffice Transport - Dedicated - DS3 - Per Mile per month | | | UNC3X | 1L5XX | 4.70 | | | | | | | | | | |
| | Interoffice Transport - Dedicated - DS3 combination - Facility Termination per month | | | UNC3X | U1TF3 | 809.05 | | | | | | | | | | |
| | EXTENDED STS-1 DIGITAL EXTENDED LOOP WITH DEDICATED STS-1 INTEROFFICE TRANSPORT | | | | | | | | | | | | | | | |
| | STS-1 Local Loop in combination - per mile per month | | | UNCSX | 1L5ND | 9.54 | | | | | | | | | | |
| | STS-1 Local Loop in combination - Facility Termination per month | | | UNCSX | UDLS1 | 367.80 | | | | | | | | | | |
| | Interoffice Transport - Dedicated - STS-1 combination - per mile per month | | | UNCSX | 1L5XX | 4.70 | | | | | | | | | | |
| | Interoffice Transport - Dedicated - STS-1 combination - Facility Termination per month | | | UNCSX | U1TFS | 806.58 | | | | | | | | | | |

| UNBUNDLED NETWORK ELEMENTS - Florida | | | | | | | | | | Attachment: 2 Exh. B | | | | | |
|---|---------------|--|---------|------|------------|-------|------------|--------------------|----------------------------------|--------------------------------------|--|--|---|---|-------|
| CATEGORY | RATE ELEMENTS | | Interim | Zone | BCS | USOC | RATES (\$) | | Svc Order Submitted Elec per LSR | Svc Order Submitted Manually per LSR | Incremental Charge - Manual Svc Order vs. Electronic-1st | Incremental Charge - Manual Svc Order vs. Electronic-Add'l | Incremental Charge - Manual Svc Order vs. Electronic-Disc 1st | Incremental Charge - Manual Svc Order vs. Electronic-Disc Add'l | |
| | | | | | | | Rec | Nonrecurring First | Nonrecurring Add'l | Nonrecurring Disconnect First | Nonrecurring Disconnect Add'l | OSS Rates (\$) | | | |
| | | | | | | | | | | | | SOME C | SOMAN | SOMAN | SOMAN |
| UNBUNDLED EXCHANGE ACCESS LOOP | | | | | | | | | | | | | | | |
| 2-WIRE HIGH BIT RATE DIGITAL SUBSCRIBER LINE (HDSL) COMPATIBLE LOOP | | | | | | | | | | | | | | | |
| | | 2 Wire Unbundled HDSL Loop including manual service inquiry & facility reservation - Zone 1 | | 1 | UHL | UHL2X | 8.30 | | | | | | | | |
| | | 2 Wire Unbundled HDSL Loop including manual service inquiry & facility reservation - Zone 2 | | 2 | UHL | UHL2X | 11.80 | | | | | | | | |
| | | 2 Wire Unbundled HDSL Loop including manual service inquiry & facility reservation - Zone 3 | | 3 | UHL | UHL2X | 20.94 | | | | | | | | |
| | | 2 Wire Unbundled HDSL Loop without manual service inquiry and facility reservation - Zone 1 | | 1 | UHL | UHL2W | 8.30 | | | | | | | | |
| | | 2 Wire Unbundled HDSL Loop without manual service inquiry and facility reservation - Zone 2 | | 2 | UHL | UHL2W | 11.80 | | | | | | | | |
| | | 2 Wire Unbundled HDSL Loop without manual service inquiry and facility reservation - Zone 3 | | 3 | UHL | UHL2W | 20.94 | | | | | | | | |
| 4-WIRE HIGH BIT RATE DIGITAL SUBSCRIBER LINE (HDSL) COMPATIBLE LOOP | | | | | | | | | | | | | | | |
| | | 4 Wire Unbundled HDSL Loop including manual service inquiry and facility reservation - Zone 1 | | 1 | UHL | UHL4X | 12.49 | | | | | | | | |
| | | 4-Wire Unbundled HDSL Loop including manual service inquiry and facility reservation - Zone 2 | | 2 | UHL | UHL4X | 17.76 | | | | | | | | |
| | | 4-Wire Unbundled HDSL Loop including manual service inquiry and facility reservation - Zone 3 | | 3 | UHL | UHL4X | 31.50 | | | | | | | | |
| | | 4-Wire Unbundled HDSL Loop without manual service inquiry and facility reservation - Zone 1 | | 1 | UHL | UHL4W | 12.49 | | | | | | | | |
| | | 4-Wire Unbundled HDSL Loop without manual service inquiry and facility reservation - Zone 2 | | 2 | UHL | UHL4W | 17.76 | | | | | | | | |
| | | 4-Wire Unbundled HDSL Loop without manual service inquiry and facility reservation - Zone 3 | | 3 | UHL | UHL4W | 31.50 | | | | | | | | |
| 4-WIRE DS1 DIGITAL LOOP | | | | | | | | | | | | | | | |
| | | 4-Wire DS1 Digital Loop - Zone 1 | | 1 | USL | USLXX | 81.35 | | | | | | | | |
| | | 4-Wire DS1 Digital Loop - Zone 2 | | 2 | USL | USLXX | 115.62 | | | | | | | | |
| | | 4-Wire DS1 Digital Loop - Zone 3 | | 3 | USL | USLXX | 205.15 | | | | | | | | |
| HIGH CAPACITY UNBUNDLED LOCAL LOOP | | | | | | | | | | | | | | | |
| | | High Capacity Unbundled Local Loop - DS3 - Per Mile per month | | | UE3 | 1L5ND | 12.56 | | | | | | | | |
| | | High Capacity Unbundled Local Loop - DS3 - Facility Termination per month | | | UE3 | UE3PX | 444.91 | | | | | | | | |
| | | High Capacity Unbundled Local Loop - STS-1 - Per Mile per month | | | UDLSX | 1L5ND | 12.56 | | | | | | | | |
| | | High Capacity Unbundled Local Loop - STS-1 - Facility Termination per month | | | UDLSX | UDLS1 | 490.59 | | | | | | | | |
| UNBUNDLED DEDICATED TRANSPORT | | | | | | | | | | | | | | | |
| INTEROFFICE CHANNEL - DEDICATED TRANSPORT | | | | | | | | | | | | | | | |
| | | Interoffice Channel - Dedicated Channel - DS1 - Per Mile per month | | | U1TD1 | 1L5XX | 0.21 | | | | | | | | |
| | | Interoffice Channel - Dedicated Transport - DS1 - Facility Termination | | | U1TD1 | U1TF1 | 101.71 | | | | | | | | |
| | | Interoffice Channel - Dedicated Transport - DS3 - Per Mile per month | | | U1TD3 | 1L5XX | 4.45 | | | | | | | | |
| | | Interoffice Channel - Dedicated Transport - DS3 - Facility Termination per month | | | U1TD3 | U1TF3 | 1231.65 | | | | | | | | |
| | | Interoffice Channel - Dedicated Transport - STS-1 - Per Mile per month | | | U1TS1 | 1L5XX | 4.45 | | | | | | | | |
| | | Interoffice Channel - Dedicated Transport - STS-1 - Facility Termination | | | U1TS1 | U1TFS | 1214.40 | | | | | | | | |
| UNBUNDLED DARK FIBER - Stand Alone or in Combination | | | | | | | | | | | | | | | |
| | | Dark Fiber - Interoffice Transport, Per Four Fiber Strands, Per Route Mile Or Fraction Thereof | | | UDF, UDFCX | 1L5DF | 30.88 | | | | | | | | |
| ENHANCED EXTENDED LINK (EELs) | | | | | | | | | | | | | | | |

| UNBUNDLED NETWORK ELEMENTS - Florida | | | | | | | | | | | | Attachment: 2 Exh. B | | | | | |
|--------------------------------------|--|--|---------|------|-------|-------|------------|--------------|-------|-------------------------|----------------------------------|--------------------------------------|--|--|---|---|--|
| CATEGORY | | RATE ELEMENTS | Interim | Zone | BCS | USOC | RATES (\$) | | | | Svc Order Submitted Elec per LSR | Svc Order Submitted Manually per LSR | Incremental Charge - Manual Svc Order vs. Electronic-1st | Incremental Charge - Manual Svc Order vs. Electronic-Add'l | Incremental Charge - Manual Svc Order vs. Electronic-Disc 1st | Incremental Charge - Manual Svc Order vs. Electronic-Disc Add'l | |
| | | | | | | | Rec | Nonrecurring | | Nonrecurring Disconnect | | | | | | | |
| | | | | | | | First | Add'l | First | Add'l | SOME C | SOMAN | OSS Rates (\$) | | | | |
| | | | | | | | | | | | | | SOMAN | SOMAN | SOMAN | SOMAN | |
| | | NOTE: The monthly recurring and non-recurring charges below will apply and the Switch-As-Is Charge will not apply for UNE combinations provisioned as ' Ordinarily Combined' Network Elements. | | | | | | | | | | | | | | | |
| | | NOTE: The monthly recurring and the Switch-As-Is Charge and not the non-recurring charges below will apply for UNE combinations provisioned as ' Currently Combined' Network Elements. | | | | | | | | | | | | | | | |
| | | EXTENDED 4-WIRE DS1 DIGITAL EXTENDED LOOP WITH DEDICATED DS1 INTEROFFICE TRANSPORT | | | | | | | | | | | | | | | |
| | | 4-Wire DS1 Digital Loop in Combination - Zone 1 | | 1 | UNC1X | USLXX | 81.35 | | | | | | | | | | |
| | | 4-Wire DS1 Digital Loop in Combination - Zone 2 | | 2 | UNC1X | USLXX | 115.62 | | | | | | | | | | |
| | | 4-Wire DS1 Digital Loop in Combination - Zone 3 | | 3 | UNC1X | USLXX | 205.15 | | | | | | | | | | |
| | | Interoffice Transport - Dedicated - DS1 combination - Per Mile per month | | | UNC1X | 1L5XX | 0.21 | | | | | | | | | | |
| | | Interoffice Transport - Dedicated - DS1 combination - Facility Termination per month | | | UNC1X | U1TF1 | 101.71 | | | | | | | | | | |
| | | EXTENDED DS3 DIGITAL EXTENDED LOOP WITH DEDICATED DS3 INTEROFFICE TRANSPORT | | | | | | | | | | | | | | | |
| | | DS3 Local Loop in combination - per mile per month | | | UNC3X | 1L5ND | 12.56 | | | | | | | | | | |
| | | DS3 Local Loop in combination - Facility Termination per month | | | UNC3X | UE3PX | 444.91 | | | | | | | | | | |
| | | Interoffice Transport - Dedicated - DS3 - Per Mile per month | | | UNC3X | 1L5XX | 4.45 | | | | | | | | | | |
| | | Interoffice Transport - Dedicated - DS3 combination - Facility Termination per month | | | UNC3X | U1TF3 | 1231.65 | | | | | | | | | | |
| | | EXTENDED STS-1 DIGITAL EXTENDED LOOP WITH DEDICATED STS-1 INTEROFFICE TRANSPORT | | | | | | | | | | | | | | | |
| | | STS-1 Local Loop in combination - per mile per month | | | UNCSX | 1L5ND | 12.56 | | | | | | | | | | |
| | | STS-1 Local Loop in combination - Facility Termination per month | | | UNCSX | UDLS1 | 490.59 | | | | | | | | | | |
| | | Interoffice Transport - Dedicated - STS-1 combination - per mile per month | | | UNCSX | 1L5XX | 4.45 | | | | | | | | | | |
| | | Interoffice Transport - Dedicated - STS-1 combination - Facility Termination per month | | | UNCSX | U1TFS | 1214.40 | | | | | | | | | | |

| UNBUNDLED NETWORK ELEMENTS - Georgia | | | | | | | | | | | | Attachment: 2 Exh. B | | | | |
|--|--|---|---------|------|-------|-------|------------|--------------|-------|-------------------------|----------------------------------|--------------------------------------|--|--|---|---|
| CATEGORY | | RATE ELEMENTS | Interim | Zone | BCS | USOC | RATES (\$) | | | | Svc Order Submitted Elec per LSR | Svc Order Submitted Manually per LSR | Incremental Charge - Manual Svc Order vs. Electronic-1st | Incremental Charge - Manual Svc Order vs. Electronic-Add'l | Incremental Charge - Manual Svc Order vs. Electronic-Disc 1st | Incremental Charge - Manual Svc Order vs. Electronic-Disc Add'l |
| | | | | | | | Rec | Nonrecurring | | Nonrecurring Disconnect | | OSS Rates (\$) | | | | |
| | | | | | | | | First | Add'l | First | Add'l | SOME C | SOMAN | SOMAN | SOMAN | SOMAN |
| UNBUNDLED EXCHANGE ACCESS LOOP | | | | | | | | | | | | | | | | |
| 2-WIRE HIGH BIT RATE DIGITAL SUBSCRIBER LINE (HDSL) COMPATIBLE LOOP | | | | | | | | | | | | | | | | |
| | | 2 Wire Unbundled HDSL Loop including manual service inquiry & facility reservation - Zone 1 | I | 1 | UHL | UHL2X | 9.06 | | | | | | | | | |
| | | 2 Wire Unbundled HDSL Loop including manual service inquiry & facility reservation - Zone 2 | I | 2 | UHL | UHL2X | 10.45 | | | | | | | | | |
| | | 2 Wire Unbundled HDSL Loop including manual service inquiry & facility reservation - Zone 3 | I | 3 | UHL | UHL2X | 16.65 | | | | | | | | | |
| | | 2 Wire Unbundled HDSL Loop without manual service inquiry and facility reservation - Zone 1 | I | 1 | UHL | UHL2W | 9.06 | | | | | | | | | |
| | | 2 Wire Unbundled HDSL Loop without manual service inquiry and facility reservation - Zone 2 | I | 2 | UHL | UHL2W | 10.45 | | | | | | | | | |
| | | 2 Wire Unbundled HDSL Loop without manual service inquiry and facility reservation - Zone 3 | I | 3 | UHL | UHL2W | 16.65 | | | | | | | | | |
| 4-WIRE HIGH BIT RATE DIGITAL SUBSCRIBER LINE (HDSL) COMPATIBLE LOOP | | | | | | | | | | | | | | | | |
| | | 4 Wire Unbundled HDSL Loop including manual service inquiry and facility reservation - Zone 1 | I | 1 | UHL | UHL4X | 11.95 | | | | | | | | | |
| | | 4-Wire Unbundled HDSL Loop including manual service inquiry and facility reservation - Zone 2 | I | 2 | UHL | UHL4X | 13.80 | | | | | | | | | |
| | | 4-Wire Unbundled HDSL Loop including manual service inquiry and facility reservation - Zone 3 | I | 3 | UHL | UHL4X | 21.93 | | | | | | | | | |
| | | 4-Wire Unbundled HDSL Loop without manual service inquiry and facility reservation - Zone 1 | I | 1 | UHL | UHL4W | 11.95 | | | | | | | | | |
| | | 4-Wire Unbundled HDSL Loop without manual service inquiry and facility reservation - Zone 2 | I | 2 | UHL | UHL4W | 13.80 | | | | | | | | | |
| | | 4-Wire Unbundled HDSL Loop without manual service inquiry and facility reservation - Zone 3 | I | 3 | UHL | UHL4W | 21.93 | | | | | | | | | |
| 4-WIRE DS1 DIGITAL LOOP | | | | | | | | | | | | | | | | |
| | | 4-Wire DS1 Digital Loop - Zone 1 | | 1 | USL | USLXX | 56.82 | | | | | | | | | |
| | | 4-Wire DS1 Digital Loop - Zone 2 | | 2 | USL | USLXX | 60.43 | | | | | | | | | |
| | | 4-Wire DS1 Digital Loop - Zone 3 | | 3 | USL | USLXX | 78.66 | | | | | | | | | |
| HIGH CAPACITY UNBUNDLED LOCAL LOOP | | | | | | | | | | | | | | | | |
| | | High Capacity Unbundled Local Loop - DS3 - Per Mile per month | | | UE3 | 1L5ND | 13.11 | | | | | | | | | |
| | | High Capacity Unbundled Local Loop - DS3 - Facility Termination per month | | | UE3 | UE3PX | 297.21 | | | | | | | | | |
| | | High Capacity Unbundled Local Loop - STS-1 - Per Mile per month | | | UDLSX | 1L5ND | 13.11 | | | | | | | | | |
| | | High Capacity Unbundled Local Loop - STS-1 - Facility Termination per month | | | UDLSX | UDLS1 | 401.83 | | | | | | | | | |
| UNBUNDLED DEDICATED TRANSPORT | | | | | | | | | | | | | | | | |
| INTEROFFICE CHANNEL - DEDICATED TRANSPORT | | | | | | | | | | | | | | | | |
| | | Interoffice Channel - Dedicated Channel - DS1 - Per Mile per month | | | U1TD1 | 1L5XX | 0.1379 | | | | | | | | | |
| | | Interoffice Channel - Dedicated Transport - DS1 - Facility Termination | | | U1TD1 | U1TF1 | 40.17 | | | | | | | | | |
| | | Interoffice Channel - Dedicated Transport - DS3 - Per Mile per month | | | U1TD3 | 1L5XX | 3.02 | | | | | | | | | |
| | | Interoffice Channel - Dedicated Transport - DS3 - Facility Termination per month | | | U1TD3 | U1TF3 | 401.83 | | | | | | | | | |
| | | Interoffice Channel - Dedicated Transport - STS-1 - Per Mile per month | | | U1TS1 | 1L5XX | 3.02 | | | | | | | | | |
| | | Interoffice Channel - Dedicated Transport - STS-1 - Facility Termination | | | U1TS1 | U1TFS | 421.39 | | | | | | | | | |
| ENHANCED EXTENDED LINK (EELs) | | | | | | | | | | | | | | | | |
| NOTE: The monthly recurring and non-recurring charges below will apply and the Switch-As-Is Charge will not apply for UNE combinations provisioned as ' Ordinarily Combined' Network Elements. | | | | | | | | | | | | | | | | |
| NOTE: The monthly recurring and the Switch-As-Is Charge and not the non-recurring charges below will apply for UNE combinations provisioned as ' Currently Combined' Network Elements. | | | | | | | | | | | | | | | | |
| EXTENDED 4-WIRE DS1 DIGITAL EXTENDED LOOP WITH DEDICATED DS1 INTEROFFICE TRANSPORT | | | | | | | | | | | | | | | | |

| UNBUNDLED NETWORK ELEMENTS - Georgia | | | | | | | | | | | | Attachment: 2 Exh. B | | | |
|--------------------------------------|--|---------|------|-------|-------|------------|--------------|-------|-------------------------|----------------------------------|--------------------------------------|--|--|---|---|
| CATEGORY | RATE ELEMENTS | Interim | Zone | BCS | USOC | RATES (\$) | | | | Svc Order Submitted Elec per LSR | Svc Order Submitted Manually per LSR | Incremental Charge - Manual Svc Order vs. Electronic-1st | Incremental Charge - Manual Svc Order vs. Electronic-Add'l | Incremental Charge - Manual Svc Order vs. Electronic-Disc 1st | Incremental Charge - Manual Svc Order vs. Electronic-Disc Add'l |
| | | | | | | | | | | | | | | | |
| | | | | | | Rec | Nonrecurring | | Nonrecurring Disconnect | | OSS Rates (\$) | | | | |
| | | | | | | | First | Add'l | First | Add'l | SOME C | SOMAN | SOMAN | SOMAN | SOMAN |
| | 4-Wire DS1 Digital Loop in Combination - Zone 1 | | 1 | UNC1X | USLXX | 56.82 | | | | | | | | | |
| | 4-Wire DS1 Digital Loop in Combination - Zone 2 | | 2 | UNC1X | USLXX | 60.43 | | | | | | | | | |
| | 4-Wire DS1 Digital Loop in Combination - Zone 3 | | 3 | UNC1X | USLXX | 78.66 | | | | | | | | | |
| | Interoffice Transport - Dedicated - DS1 combination - Per Mile per month | | | UNC1X | 1L5XX | 0.1379 | | | | | | | | | |
| | Interoffice Transport - Dedicated - DS1 combination - Facility Termination per month | | | UNC1X | U1TF1 | 40.17 | | | | | | | | | |
| | EXTENDED DS3 DIGITAL EXTENDED LOOP WITH DEDICATED DS3 INTEROFFICE TRANSPORT | | | | | | | | | | | | | | |
| | DS3 Local Loop in combination - per mile per month | | | UNC3X | 1L5ND | 13.11 | | | | | | | | | |
| | DS3 Local Loop in combination - Facility Termination per month | | | UNC3X | UE3PX | 297.21 | | | | | | | | | |
| | Interoffice Transport - Dedicated - DS3 - Per Mile per month | | | UNC3X | 1L5XX | 3.02 | | | | | | | | | |
| | Interoffice Transport - Dedicated - DS3 combination - Facility Termination per month | | | UNC3X | U1TF3 | 401.83 | | | | | | | | | |
| | EXTENDED STS-1 DIGITAL EXTENDED LOOP WITH DEDICATED STS-1 INTEROFFICE TRANSPORT | | | | | | | | | | | | | | |
| | STS-1 Local Loop in combination - per mile per month | | | UNCSX | 1L5ND | 13.11 | | | | | | | | | |
| | STS-1 Local Loop in combination - Facility Termination per month | | | UNCSX | UDLS1 | 401.83 | | | | | | | | | |
| | Interoffice Transport - Dedicated - STS-1 combination - per mile per month | | | UNCSX | 1L5XX | 3.02 | | | | | | | | | |
| | Interoffice Transport - Dedicated - STS-1 combination - Facility Termination per month | | | UNCSX | U1TFS | 421.39 | | | | | | | | | |

| UNBUNDLED NETWORK ELEMENTS - Kentucky | | | | | | | | | | | Attachment: 2 Exh. B | | | | | |
|---|---------------|--|---------|------|------------|-------|------------|--------------|-------|-------------------------|----------------------------------|--------------------------------------|--|--|---|---|
| CATEGORY | RATE ELEMENTS | | Interim | Zone | BCS | USOC | RATES (\$) | | | | Svc Order Submitted Elec per LSR | Svc Order Submitted Manually per LSR | Incremental Charge - Manual Svc Order vs. Electronic-1st | Incremental Charge - Manual Svc Order vs. Electronic-Add'l | Incremental Charge - Manual Svc Order vs. Electronic-Disc 1st | Incremental Charge - Manual Svc Order vs. Electronic-Disc Add'l |
| | | | | | | | | | | | | | | | | |
| | | | | | | | Rec | Nonrecurring | | Nonrecurring Disconnect | | OSS Rates (\$) | | | | |
| | | | | | | | | First | Add'l | First | Add'l | SOMEc | SOMAN | SOMAN | SOMAN | SOMAN |
| UNBUNDLED EXCHANGE ACCESS LOOP | | | | | | | | | | | | | | | | |
| 2-WIRE HIGH BIT RATE DIGITAL SUBSCRIBER LINE (HDSL) COMPATIBLE LOOP | | | | | | | | | | | | | | | | |
| | | 2 Wire Unbundled HDSL Loop including manual service inquiry & facility reservation - Zone 1 | | 1 | UHL | UHL2X | 10.06 | | | | | | | | | |
| | | 2 Wire Unbundled HDSL Loop including manual service inquiry & facility reservation - Zone 2 | | 2 | UHL | UHL2X | 10.99 | | | | | | | | | |
| | | 2 Wire Unbundled HDSL Loop including manual service inquiry & facility reservation - Zone 3 | | 3 | UHL | UHL2X | 12.20 | | | | | | | | | |
| | | 2 Wire Unbundled HDSL Loop without manual service inquiry and facility reservation - Zone 1 | | 1 | UHL | UHL2W | 10.06 | | | | | | | | | |
| | | 2 Wire Unbundled HDSL Loop without manual service inquiry and facility reservation - Zone 2 | | 2 | UHL | UHL2W | 10.99 | | | | | | | | | |
| | | 2 Wire Unbundled HDSL Loop without manual service inquiry and facility reservation - Zone 3 | | 3 | UHL | UHL2W | 12.20 | | | | | | | | | |
| 4-WIRE HIGH BIT RATE DIGITAL SUBSCRIBER LINE (HDSL) COMPATIBLE LOOP | | | | | | | | | | | | | | | | |
| | | 4 Wire Unbundled HDSL Loop including manual service inquiry and facility reservation - Zone 1 | | 1 | UHL | UHL4X | 16.04 | | | | | | | | | |
| | | 4-Wire Unbundled HDSL Loop including manual service inquiry and facility reservation - Zone 2 | I | 2 | UHL | UHL4X | 18.03 | | | | | | | | | |
| | | 4-Wire Unbundled HDSL Loop including manual service inquiry and facility reservation - Zone 3 | | 3 | UHL | UHL4X | 19.53 | | | | | | | | | |
| | | 4-Wire Unbundled HDSL Loop without manual service inquiry and facility reservation - Zone 1 | | 1 | UHL | UHL4W | 16.04 | | | | | | | | | |
| | | 4-Wire Unbundled HDSL Loop without manual service inquiry and facility reservation - Zone 2 | | 2 | UHL | UHL4W | 18.03 | | | | | | | | | |
| | | 4-Wire Unbundled HDSL Loop without manual service inquiry and facility reservation - Zone 3 | | 3 | UHL | UHL4W | 19.53 | | | | | | | | | |
| 4-WIRE DS1 DIGITAL LOOP | | | | | | | | | | | | | | | | |
| | | 4-Wire DS1 Digital Loop - Zone 1 | | 1 | USL | USLXX | 99.44 | | | | | | | | | |
| | | 4-Wire DS1 Digital Loop - Zone 2 | | 2 | USL | USLXX | 131.22 | | | | | | | | | |
| | | 4-Wire DS1 Digital Loop - Zone 3 | | 3 | USL | USLXX | 342.42 | | | | | | | | | |
| HIGH CAPACITY UNBUNDLED LOCAL LOOP | | | | | | | | | | | | | | | | |
| | | High Capacity Unbundled Local Loop - DS3 - Per Mile per month | | | UE3 | 1L5ND | 10.64 | | | | | | | | | |
| | | High Capacity Unbundled Local Loop - DS3 - Facility Termination per month | | | UE3 | UE3PX | 354.56 | | | | | | | | | |
| | | High Capacity Unbundled Local Loop - STS-1 - Per Mile per month | | | UDLSX | 1L5ND | 10.64 | | | | | | | | | |
| | | High Capacity Unbundled Local Loop - STS-1 - Facility Termination per month | | | UDLSX | UDLS1 | 368.59 | | | | | | | | | |
| UNBUNDLED DEDICATED TRANSPORT | | | | | | | | | | | | | | | | |
| INTEROFFICE CHANNEL - DEDICATED TRANSPORT | | | | | | | | | | | | | | | | |
| | | Interoffice Channel - Dedicated Channel - DS1 - Per Mile per month | | | U1TD1 | 1L5XX | 0.26 | | | | | | | | | |
| | | Interoffice Channel - Dedicated Transport - DS1 - Facility Termination | | | U1TD1 | U1TF1 | 110.45 | | | | | | | | | |
| | | Interoffice Channel - Dedicated Transport - DS3 - Per Mile per month | | | U1TD3 | 1L5XX | 5.72 | | | | | | | | | |
| | | Interoffice Channel - Dedicated Transport - DS3 - Facility Termination per month | | | U1TD3 | U1TF3 | 1351.42 | | | | | | | | | |
| | | Interoffice Channel - Dedicated Transport - STS-1 - Per Mile per month | | | U1TS1 | 1L5XX | 5.72 | | | | | | | | | |
| | | Interoffice Channel - Dedicated Transport - STS-1 - Facility Termination | | | U1TS1 | U1TFS | 1321.94 | | | | | | | | | |
| UNBUNDLED DARK FIBER | | | | | | | | | | | | | | | | |
| | | Dark Fiber - Interoffice Transport, Per Four Fiber Strands, Per Route Mile Or Fraction Thereof | | | UDF, UDFCX | 1L5DF | 35.35 | | | | | | | | | |
| ENHANCED EXTENDED LINK (EELs) | | | | | | | | | | | | | | | | |

| UNBUNDLED NETWORK ELEMENTS - Kentucky | | | | | | | | | | | | Attachment: 2 Exh. B | | | | |
|---------------------------------------|--|---------|------|-------|-------|------------|--------------|-------|-------------------------|----------------------------------|--------------------------------------|--|--|---|---|--|
| CATEGORY | RATE ELEMENTS | Interim | Zone | BCS | USOC | RATES (\$) | | | | Svc Order Submitted Elec per LSR | Svc Order Submitted Manually per LSR | Incremental Charge - Manual Svc Order vs. Electronic-1st | Incremental Charge - Manual Svc Order vs. Electronic-Add'l | Incremental Charge - Manual Svc Order vs. Electronic-Disc 1st | Incremental Charge - Manual Svc Order vs. Electronic-Disc Add'l | |
| | | | | | | Rec | Nonrecurring | | Nonrecurring Disconnect | | | | | | | |
| | | | | | | | First | Add'l | First | Add'l | SOMECH | SOMAN | OSS Rates (\$) | | | |
| | | | | | | | | | | | | | SOMAN | SOMAN | SOMAN | |
| | NOTE: The monthly recurring and non-recurring charges below will apply and the Switch-As-Is Charge will not apply for UNE combinations provisioned as ' Ordinarily Combined' Network Elements. | | | | | | | | | | | | | | | |
| | NOTE: The monthly recurring and the Switch-As-Is Charge and not the non-recurring charges below will apply for UNE combinations provisioned as ' Currently Combined' Network Elements. | | | | | | | | | | | | | | | |
| | EXTENDED 4-WIRE DS1 DIGITAL EXTENDED LOOP WITH DEDICATED DS1 INTEROFFICE TRANSPORT | | | | | | | | | | | | | | | |
| | 4-Wire DS1 Digital Loop in Combination - Zone 1 | | 1 | UNC1X | USLXX | 99.44 | | | | | | | | | | |
| | 4-Wire DS1 Digital Loop in Combination - Zone 2 | | 2 | UNC1X | USLXX | 131.22 | | | | | | | | | | |
| | 4-Wire DS1 Digital Loop in Combination - Zone 3 | | 3 | UNC1X | USLXX | 342.42 | | | | | | | | | | |
| | Interoffice Transport - Dedicated - DS1 combination - Per Mile per month | | | UNC1X | 1L5XX | 0.22 | | | | | | | | | | |
| | Interoffice Transport - Dedicated - DS1 combination - Facility Termination per month | | | UNC1X | U1TF1 | 90.87 | | | | | | | | | | |
| | EXTENDED DS3 DIGITAL EXTENDED LOOP WITH DEDICATED DS3 INTEROFFICE TRANSPORT | | | | | | | | | | | | | | | |
| | DS3 Local Loop in combination - per mile per month | | | UNC3X | 1L5ND | 10.64 | | | | | | | | | | |
| | DS3 Local Loop in combination - Facility Termination per month | | | UNC3X | UE3PX | 354.56 | | | | | | | | | | |
| | Interoffice Transport - Dedicated - DS3 - Per Mile per month | | | UNC3X | 1L5XX | 4.70 | | | | | | | | | | |
| | Interoffice Transport - Dedicated - DS3 combination - Facility Termination per month | | | UNC3X | U1TF3 | 1111.92 | | | | | | | | | | |
| | EXTENDED STS-1 DIGITAL EXTENDED LOOP WITH DEDICATED STS-1 INTEROFFICE TRANSPORT | | | | | | | | | | | | | | | |
| | STS-1 Local Loop in combination - per mile per month | | | UNCSX | 1L5ND | 10.64 | | | | | | | | | | |
| | STS-1 Local Loop in combination - Facility Termination per month | | | UNCSX | UDLS1 | 368.59 | | | | | | | | | | |
| | Interoffice Transport - Dedicated - STS-1 combination - per mile per month | | | UNCSX | 1L5XX | 4.70 | | | | | | | | | | |
| | Interoffice Transport - Dedicated - STS-1 combination - Facility Termination per month | | | UNCSX | U1TFS | 1087.66 | | | | | | | | | | |

| UNBUNDLED NETWORK ELEMENTS - Louisiana | | | | | | | | | | | Attachment: 2 Exh. B | | | | | |
|---|---------------|--|---------|------|------------|-------|------------|--------------|----------------------------------|--------------------------------------|--|--|---|---|-------|-------|
| CATEGORY | RATE ELEMENTS | | Interim | Zone | BCS | USOC | RATES (\$) | | Svc Order Submitted Elec per LSR | Svc Order Submitted Manually per LSR | Incremental Charge - Manual Svc Order vs. Electronic-1st | Incremental Charge - Manual Svc Order vs. Electronic-Add'l | Incremental Charge - Manual Svc Order vs. Electronic-Disc 1st | Incremental Charge - Manual Svc Order vs. Electronic-Disc Add'l | | |
| | | | | | | | Rec | Nonrecurring | | Nonrecurring Disconnect | | OSS Rates (\$) | | | | |
| | | | | | | | | First | Add'l | First | Add'l | SOMEc | SOMAN | SOMAN | SOMAN | SOMAN |
| UNBUNDLED EXCHANGE ACCESS LOOP | | | | | | | | | | | | | | | | |
| 2-WIRE HIGH BIT RATE DIGITAL SUBSCRIBER LINE (HDSL) COMPATIBLE LOOP | | | | | | | | | | | | | | | | |
| | | 2 Wire Unbundled HDSL Loop including manual service inquiry & facility reservation - Zone 1 | | 1 | UHL | UHL2X | 11.26 | | | | | | | | | |
| | | 2 Wire Unbundled HDSL Loop including manual service inquiry & facility reservation - Zone 2 | | 2 | UHL | UHL2X | 13.25 | | | | | | | | | |
| | | 2 Wire Unbundled HDSL Loop including manual service inquiry & facility reservation - Zone 3 | | 3 | UHL | UHL2X | 14.65 | | | | | | | | | |
| | | 2 Wire Unbundled HDSL Loop without manual service inquiry and facility reservation - Zone 1 | | 1 | UHL | UHL2W | 11.26 | | | | | | | | | |
| | | 2 Wire Unbundled HDSL Loop without manual service inquiry and facility reservation - Zone 2 | | 2 | UHL | UHL2W | 13.25 | | | | | | | | | |
| | | 2 Wire Unbundled HDSL Loop without manual service inquiry and facility reservation - Zone 3 | | 3 | UHL | UHL2W | 14.65 | | | | | | | | | |
| 4-WIRE HIGH BIT RATE DIGITAL SUBSCRIBER LINE (HDSL) COMPATIBLE LOOP | | | | | | | | | | | | | | | | |
| | | 4 Wire Unbundled HDSL Loop including manual service inquiry and facility reservation - Zone 1 | | 1 | UHL | UHL4X | 18.68 | | | | | | | | | |
| | | 4-Wire Unbundled HDSL Loop including manual service inquiry and facility reservation - Zone 2 | | 2 | UHL | UHL4X | 19.15 | | | | | | | | | |
| | | 4-Wire Unbundled HDSL Loop including manual service inquiry and facility reservation - Zone 3 | | 3 | UHL | UHL4X | 19.94 | | | | | | | | | |
| | | 4-Wire Unbundled HDSL Loop without manual service inquiry and facility reservation - Zone 1 | | 1 | UHL | UHL4W | 18.68 | | | | | | | | | |
| | | 4-Wire Unbundled HDSL Loop without manual service inquiry and facility reservation - Zone 2 | | 2 | UHL | UHL4W | 19.15 | | | | | | | | | |
| | | 4-Wire Unbundled HDSL Loop without manual service inquiry and facility reservation - Zone 3 | | 3 | UHL | UHL4W | 19.94 | | | | | | | | | |
| 4-WIRE DS1 DIGITAL LOOP | | | | | | | | | | | | | | | | |
| | | 4-Wire DS1 Digital Loop - Zone 1 | | 1 | USL | USLXX | 98.56 | | | | | | | | | |
| | | 4-Wire DS1 Digital Loop - Zone 2 | | 2 | USL | USLXX | 224.20 | | | | | | | | | |
| | | 4-Wire DS1 Digital Loop - Zone 3 | | 3 | USL | USLXX | 565.73 | | | | | | | | | |
| HIGH CAPACITY UNBUNDLED LOCAL LOOP | | | | | | | | | | | | | | | | |
| | | High Capacity Unbundled Local Loop - DS3 - Per Mile per month | | | UE3 | 1L5ND | 11.55 | | | | | | | | | |
| | | High Capacity Unbundled Local Loop - DS3 - Facility Termination per month | | | UE3 | UE3PX | 416.69 | | | | | | | | | |
| | | High Capacity Unbundled Local Loop - STS-1 - Per Mile per month | | | UDLSX | 1L5ND | 11.55 | | | | | | | | | |
| | | High Capacity Unbundled Local Loop - STS-1 - Facility Termination per month | | | UDLSX | UDLS1 | 430.74 | | | | | | | | | |
| UNBUNDLED DEDICATED TRANSPORT | | | | | | | | | | | | | | | | |
| INTEROFFICE CHANNEL - DEDICATED TRANSPORT | | | | | | | | | | | | | | | | |
| | | Interoffice Channel - Dedicated Channel - DS1 - Per Mile per month | | | U1TD1 | 1L5XX | 0.30 | | | | | | | | | |
| | | Interoffice Channel - Dedicated Transport - DS1 - Facility Termination | | | U1TD1 | U1TF1 | 81.04 | | | | | | | | | |
| | | Interoffice Channel - Dedicated Transport - DS3 - Per Mile per month | | | U1TD3 | 1L5XX | 6.95 | | | | | | | | | |
| | | Interoffice Channel - Dedicated Transport - DS3 - Facility Termination per month | | | U1TD3 | U1TF3 | 978.02 | | | | | | | | | |
| | | Interoffice Channel - Dedicated Transport - STS-1 - Per Mile per month | | | U1TS1 | 1L5XX | 6.95 | | | | | | | | | |
| | | Interoffice Channel - Dedicated Transport - STS-1 - Facility Termination | | | U1TS1 | U1TFS | 954.72 | | | | | | | | | |
| UNBUNDLED DARK FIBER | | | | | | | | | | | | | | | | |
| | | Dark Fiber - Interoffice Transport, Per Four Fiber Strands, Per Route Mile Or Fraction Thereof | | | UDF, UDFCX | 1L5DF | 29.07 | | | | | | | | | |
| ENHANCED EXTENDED LINK (EELs) | | | | | | | | | | | | | | | | |

| UNBUNDLED NETWORK ELEMENTS - Louisiana | | | | | | | | | | | | Attachment: 2 Exh. B | | | | |
|--|--|---------|------|-------|-------|------------|--------------|-------|-------------------------|----------------------------------|--------------------------------------|--|--|---|---|--|
| CATEGORY | RATE ELEMENTS | Interim | Zone | BCS | USOC | RATES (\$) | | | | Svc Order Submitted Elec per LSR | Svc Order Submitted Manually per LSR | Incremental Charge - Manual Svc Order vs. Electronic-1st | Incremental Charge - Manual Svc Order vs. Electronic-Add'l | Incremental Charge - Manual Svc Order vs. Electronic-Disc 1st | Incremental Charge - Manual Svc Order vs. Electronic-Disc Add'l | |
| | | | | | | Rec | Nonrecurring | | Nonrecurring Disconnect | | | | | | | |
| | | | | | | | First | Add'l | First | Add'l | SOME C | SOMAN | OSS Rates (\$) | | | |
| | | | | | | | | | | | | | SOMAN | SOMAN | SOMAN | |
| | NOTE: The monthly recurring and non-recurring charges below will apply and the Switch-As-Is Charge will not apply for UNE combinations provisioned as ' Ordinarily Combined' Network Elements. | | | | | | | | | | | | | | | |
| | NOTE: The monthly recurring and the Switch-As-Is Charge and not the non-recurring charges below will apply for UNE combinations provisioned as ' Currently Combined' Network Elements. | | | | | | | | | | | | | | | |
| | EXTENDED 4-WIRE DS1 DIGITAL EXTENDED LOOP WITH DEDICATED DS1 INTEROFFICE TRANSPORT | | | | | | | | | | | | | | | |
| | 4-Wire DS1 Digital Loop in Combination - Zone 1 | | 1 | UNC1X | USLXX | 98.56 | | | | | | | | | | |
| | 4-Wire DS1 Digital Loop in Combination - Zone 2 | | 2 | UNC1X | USLXX | 224.20 | | | | | | | | | | |
| | 4-Wire DS1 Digital Loop in Combination - Zone 3 | | 3 | UNC1X | USLXX | 565.73 | | | | | | | | | | |
| | Interoffice Transport - Dedicated - DS1 combination - Per Mile per month | | | UNC1X | 1L5XX | 0.30 | | | | | | | | | | |
| | Interoffice Transport - Dedicated - DS1 combination - Facility Termination per month | | | UNC1X | U1TF1 | 81.04 | | | | | | | | | | |
| | EXTENDED DS3 DIGITAL EXTENDED LOOP WITH DEDICATED DS3 INTEROFFICE TRANSPORT | | | | | | | | | | | | | | | |
| | DS3 Local Loop in combination - per mile per month | | | UNC3X | 1L5ND | 11.55 | | | | | | | | | | |
| | DS3 Local Loop in combination - Facility Termination per month | | | UNC3X | UE3PX | 416.69 | | | | | | | | | | |
| | Interoffice Transport - Dedicated - DS3 - Per Mile per month | | | UNC3X | 1L5XX | 6.95 | | | | | | | | | | |
| | Interoffice Transport - Dedicated - DS3 combination - Facility Termination per month | | | UNC3X | U1TF3 | 978.02 | | | | | | | | | | |
| | EXTENDED STS-1 DIGITAL EXTENDED LOOP WITH DEDICATED STS-1 INTEROFFICE TRANSPORT | | | | | | | | | | | | | | | |
| | STS-1 Local Loop in combination - per mile per month | | | UNCSX | 1L5ND | 11.55 | | | | | | | | | | |
| | STS-1 Local Loop in combination - Facility Termination per month | | | UNCSX | UDLS1 | 430.74 | | | | | | | | | | |
| | Interoffice Transport - Dedicated - STS-1 combination - per mile per month | | | UNCSX | 1L5XX | 6.95 | | | | | | | | | | |
| | Interoffice Transport - Dedicated - STS-1 combination - Facility Termination per month | | | UNCSX | U1TFS | 954.72 | | | | | | | | | | |

| UNBUNDLED NETWORK ELEMENTS - Mississippi | | | | | | | | | | | Attachment: 2 Exh. B | | | | | |
|---|---------------|---|---------|------|-------|-------|------------|--------------|--|----------------------------------|--------------------------------------|--|--|---|---|-------|
| CATEGORY | RATE ELEMENTS | | Interim | Zone | BCS | USOC | RATES (\$) | | | Svc Order Submitted Elec per LSR | Svc Order Submitted Manually per LSR | Incremental Charge - Manual Svc Order vs. Electronic-1st | Incremental Charge - Manual Svc Order vs. Electronic-Add'l | Incremental Charge - Manual Svc Order vs. Electronic-Disc 1st | Incremental Charge - Manual Svc Order vs. Electronic-Disc Add'l | |
| | | | | | | | Rec | Nonrecurring | | Nonrecurring Disconnect | | OSS Rates (\$) | | | | |
| | | | | | | | | Add'l | | Add'l | SOME C | SOMAN | SOMAN | SOMAN | SOMAN | SOMAN |
| UNBUNDLED EXCHANGE ACCESS LOOP | | | | | | | | | | | | | | | | |
| 2-WIRE HIGH BIT RATE DIGITAL SUBSCRIBER LINE (HDSL) COMPATIBLE LOOP | | | | | | | | | | | | | | | | |
| | | 2 Wire Unbundled HDSL Loop including manual service inquiry & facility reservation - Zone 1 | | 1 | UHL | UHL2X | 10.06 | | | | | | | | | |
| | | 2 Wire Unbundled HDSL Loop including manual service inquiry & facility reservation - Zone 2 | | 2 | UHL | UHL2X | 10.60 | | | | | | | | | |
| | | 2 Wire Unbundled HDSL Loop including manual service inquiry & facility reservation - Zone 3 | | 3 | UHL | UHL2X | 11.35 | | | | | | | | | |
| | | 2 Wire Unbundled HDSL Loop including manual service inquiry & facility reservation - Zone 4 | | 4 | UHL | UHL2X | 12.03 | | | | | | | | | |
| | | 2 Wire Unbundled HDSL Loop without manual service inquiry and facility reservation - Zone 1 | | 1 | UHL | UHL2W | 10.06 | | | | | | | | | |
| | | 2 Wire Unbundled HDSL Loop without manual service inquiry and facility reservation - Zone 2 | | 2 | UHL | UHL2W | 10.60 | | | | | | | | | |
| | | 2 Wire Unbundled HDSL Loop without manual service inquiry and facility reservation - Zone 3 | | 3 | UHL | UHL2W | 11.35 | | | | | | | | | |
| | | 2 Wire Unbundled HDSL Loop without manual service inquiry and facility reservation - Zone 4 | | 4 | UHL | UHL2W | 12.03 | | | | | | | | | |
| 4-WIRE HIGH BIT RATE DIGITAL SUBSCRIBER LINE (HDSL) COMPATIBLE LOOP | | | | | | | | | | | | | | | | |
| | | 4 Wire Unbundled HDSL Loop including manual service inquiry and facility reservation - Zone 1 | | 1 | UHL | UHL4X | 15.85 | | | | | | | | | |
| | | 4-Wire Unbundled HDSL Loop including manual service inquiry and facility reservation - Zone 2 | | 2 | UHL | UHL4X | 15.44 | | | | | | | | | |
| | | 4-Wire Unbundled HDSL Loop including manual service inquiry and facility reservation - Zone 3 | | 3 | UHL | UHL4X | 17.93 | | | | | | | | | |
| | | 4-Wire Unbundled HDSL Loop including manual service inquiry and facility reservation - Zone 4 | | 4 | UHL | UHL4X | 16.63 | | | | | | | | | |
| | | 4-Wire Unbundled HDSL Loop without manual service inquiry and facility reservation - Zone 1 | | 1 | UHL | UHL4W | 15.85 | | | | | | | | | |
| | | 4-Wire Unbundled HDSL Loop without manual service inquiry and facility reservation - Zone 2 | | 2 | UHL | UHL4W | 15.44 | | | | | | | | | |
| | | 4-Wire Unbundled HDSL Loop without manual service inquiry and facility reservation - Zone 3 | | 3 | UHL | UHL4W | 17.93 | | | | | | | | | |
| | | 4-Wire Unbundled HDSL Loop without manual service inquiry and facility reservation - Zone 4 | | 4 | UHL | UHL4W | 16.63 | | | | | | | | | |
| 4-WIRE DS1 DIGITAL LOOP | | | | | | | | | | | | | | | | |
| | | 4-Wire DS1 Digital Loop - Zone 1 | | 1 | USL | USLXX | 118.62 | | | | | | | | | |
| | | 4-Wire DS1 Digital Loop - Zone 2 | | 2 | USL | USLXX | 148.79 | | | | | | | | | |
| | | 4-Wire DS1 Digital Loop - Zone 3 | | 3 | USL | USLXX | 237.75 | | | | | | | | | |
| | | 4-Wire DS1 Digital Loop - Zone 4 | | 4 | USL | USLXX | 527.23 | | | | | | | | | |
| HIGH CAPACITY UNBUNDLED LOCAL LOOP | | | | | | | | | | | | | | | | |
| | | High Capacity Unbundled Local Loop - DS3 - Per Mile per month | | | UE3 | 1L5ND | 12.88 | | | | | | | | | |
| | | High Capacity Unbundled Local Loop - DS3 - Facility Termination per month | | | UE3 | UE3PX | 375.07 | | | | | | | | | |
| | | High Capacity Unbundled Local Loop - STS-1 - Per Mile per month | | | UDLSX | 1L5ND | 12.88 | | | | | | | | | |
| | | High Capacity Unbundled Local Loop - STS-1 - Facility Termination per month | | | UDLSX | UDLS1 | 389.33 | | | | | | | | | |
| UNBUNDLED DEDICATED TRANSPORT | | | | | | | | | | | | | | | | |
| INTEROFFICE CHANNEL - DEDICATED TRANSPORT | | | | | | | | | | | | | | | | |
| | | Interoffice Channel - Dedicated Channel - DS1 - Per Mile per month | | | U1TD1 | 1L5XX | 0.23 | | | | | | | | | |
| | | Interoffice Channel - Dedicated Transport - DS1 - Facility Termination | | | U1TD1 | U1TF1 | 65.93 | | | | | | | | | |
| | | Interoffice Channel - Dedicated Transport - DS3 - Per Mile per month | | | U1TD3 | 1L5XX | 5.47 | | | | | | | | | |

| UNBUNDLED NETWORK ELEMENTS - Mississippi | | | | | | | | | | | Attachment: 2 Exh. B | | | | | |
|--|--|---------|------|------------|-------|------------|--------------|-------|-------------------------|----------------------------------|--------------------------------------|--|--|---|---|-------|
| CATEGORY | RATE ELEMENTS | Interim | Zone | BCS | USOC | RATES (\$) | | | | Svc Order Submitted Elec per LSR | Svc Order Submitted Manually per LSR | Incremental Charge - Manual Svc Order vs. Electronic-1st | Incremental Charge - Manual Svc Order vs. Electronic-Add'l | Incremental Charge - Manual Svc Order vs. Electronic-Disc 1st | Incremental Charge - Manual Svc Order vs. Electronic-Disc Add'l | |
| | | | | | | Rec | Nonrecurring | | Nonrecurring Disconnect | | OSS Rates (\$) | | | | | |
| | | | | | | | | Add'l | | Add'l | SOMEc | SOMAN | SOMAN | SOMAN | SOMAN | SOMAN |
| | Interoffice Channel - Dedicated Transport - DS3 - Facility Termination per month | | | U1TD3 | U1TF3 | 738.18 | | | | | | | | | | |
| | Interoffice Channel - Dedicated Transport - STS-1 - Per Mile per month | | | U1TS1 | 1L5XX | 5.47 | | | | | | | | | | |
| | Interoffice Channel - Dedicated Transport - STS-1 - Facility Termination | | | U1TS1 | U1TFS | 740.84 | | | | | | | | | | |
| UNBUNDLED DARK FIBER | | | | | | | | | | | | | | | | |
| | Dark Fiber - Interoffice Transport, Per Four Fiber Strands, Per Route Mile Or Fraction Thereof | | | UDF, UDFCX | 1L5DF | 32.51 | | | | | | | | | | |
| ENHANCED EXTENDED LINK (EELs) | | | | | | | | | | | | | | | | |
| NOTE: The monthly recurring and non-recurring charges below will apply and the Switch-As-Is Charge will not apply for UNE combinations provisioned as ' Ordinarily Combined' Network Elements. | | | | | | | | | | | | | | | | |
| NOTE: The monthly recurring and the Switch-As-Is Charge and not the non-recurring charges below will apply for UNE combinations provisioned as ' Currently Combined' Network Elements. | | | | | | | | | | | | | | | | |
| EXTENDED 4-WIRE DS1 DIGITAL EXTENDED LOOP WITH DEDICATED DS1 INTEROFFICE TRANSPORT | | | | | | | | | | | | | | | | |
| | 4-Wire DS1 Digital Loop in Combination - Zone 1 | | 1 | UNC1X | USLXX | 90.94 | | | | | | | | | | |
| | 4-Wire DS1 Digital Loop in Combination - Zone 2 | | 2 | UNC1X | USLXX | 148.79 | | | | | | | | | | |
| | 4-Wire DS1 Digital Loop in Combination - Zone 3 | | 3 | UNC1X | USLXX | 237.75 | | | | | | | | | | |
| | 4-wire DS1 Digital Local Loop in Combination - Zone 4 | | 4 | UNC1X | USLXX | 527.23 | | | | | | | | | | |
| | Interoffice Transport - Dedicated - DS1 combination - Per Mile per month | | | UNC1X | 1L5XX | 0.23 | | | | | | | | | | |
| | Interoffice Transport - Dedicated - DS1 combination - Facility Termination per month | | | UNC1X | U1TF1 | 59.48 | | | | | | | | | | |
| EXTENDED DS3 DIGITAL EXTENDED LOOP WITH DEDICATED DS3 INTEROFFICE TRANSPORT | | | | | | | | | | | | | | | | |
| | DS3 Local Loop in combination - per mile per month | | | UNC3X | 1L5ND | 12.88 | | | | | | | | | | |
| | DS3 Local Loop in combination - Facility Termination per month | | | UNC3X | UE3PX | 375.07 | | | | | | | | | | |
| | Interoffice Transport - Dedicated - DS3 - Per Mile per month | | | UNC3X | 1L5XX | 5.47 | | | | | | | | | | |
| | Interoffice Transport - Dedicated - DS3 combination - Facility Termination per month | | | UNC3X | U1TF3 | 738.18 | | | | | | | | | | |
| EXTENDED STS-1 DIGITAL EXTENDED LOOP WITH DEDICATED STS-1 INTEROFFICE TRANSPORT | | | | | | | | | | | | | | | | |
| | STS-1 Local Loop in combination - per mile per month | | | UNCSX | 1L5ND | 12.88 | | | | | | | | | | |
| | STS-1 Local Loop in combination - Facility Termination per month | | | UNCSX | UDLS1 | 389.33 | | | | | | | | | | |
| | Interoffice Transport - Dedicated - STS-1 combination - per mile per month | | | UNCSX | 1L5XX | 5.47 | | | | | | | | | | |
| | Interoffice Transport - Dedicated - STS-1 combination - Facility Termination per month | | | UNCSX | U1TFS | 740.84 | | | | | | | | | | |

| UNBUNDLED NETWORK ELEMENTS - North Carolina | | | | | | | | | | | | Attachment: 2 Exh. B | | | | |
|---|---------------|--|---------|------|------------|-------|------------|--------------|-------|-------------------------|----------------------------------|--------------------------------------|--|--|---|---|
| CATEGORY | RATE ELEMENTS | | Interim | Zone | BCS | USOC | RATES (\$) | | | | Svc Order Submitted Elec per LSR | Svc Order Submitted Manually per LSR | Incremental Charge - Manual Svc Order vs. Electronic-1st | Incremental Charge - Manual Svc Order vs. Electronic-Add'l | Incremental Charge - Manual Svc Order vs. Electronic-Disc 1st | Incremental Charge - Manual Svc Order vs. Electronic-Disc Add'l |
| | | | | | | | | | | | | | | | | |
| | | | | | | | Rec | Nonrecurring | | Nonrecurring Disconnect | | OSS Rates (\$) | | | | |
| | | | | | | | | First | Add'l | First | Add'l | SOMEc | SOMAN | SOMAN | SOMAN | SOMAN |
| UNBUNDLED EXCHANGE ACCESS LOOP | | | | | | | | | | | | | | | | |
| 2-WIRE HIGH BIT RATE DIGITAL SUBSCRIBER LINE (HDSL) COMPATIBLE LOOP | | | | | | | | | | | | | | | | |
| | | 2 Wire Unbundled HDSL Loop including manual service inquiry & facility reservation - Zone 1 | | 1 | UHL | UHL2X | 9.14 | | | | | | | | | |
| | | 2 Wire Unbundled HDSL Loop including manual service inquiry & facility reservation - Zone 2 | | 2 | UHL | UHL2X | 10.52 | | | | | | | | | |
| | | 2 Wire Unbundled HDSL Loop including manual service inquiry & facility reservation - Zone 3 | | 3 | UHL | UHL2X | 10.96 | | | | | | | | | |
| | | 2 Wire Unbundled HDSL Loop without manual service inquiry and facility reservation - Zone 1 | | 1 | UHL | UHL2W | 9.14 | | | | | | | | | |
| | | 2 Wire Unbundled HDSL Loop without manual service inquiry and facility reservation - Zone 2 | | 2 | UHL | UHL2W | 10.52 | | | | | | | | | |
| | | 2 Wire Unbundled HDSL Loop without manual service inquiry and facility reservation - Zone 3 | | 3 | UHL | UHL2W | 10.96 | | | | | | | | | |
| 4-WIRE HIGH BIT RATE DIGITAL SUBSCRIBER LINE (HDSL) COMPATIBLE LOOP | | | | | | | | | | | | | | | | |
| | | 4 Wire Unbundled HDSL Loop including manual service inquiry and facility reservation - Zone 1 | | 1 | UHL | UHL4X | 12.66 | | | | | | | | | |
| | | 4-Wire Unbundled HDSL Loop including manual service inquiry and facility reservation - Zone 2 | | 2 | UHL | UHL4X | 14.03 | | | | | | | | | |
| | | 4-Wire Unbundled HDSL Loop including manual service inquiry and facility reservation - Zone 3 | | 3 | UHL | UHL4X | 15.51 | | | | | | | | | |
| | | 4-Wire Unbundled HDSL Loop without manual service inquiry and facility reservation - Zone 1 | | 1 | UHL | UHL4W | 12.66 | | | | | | | | | |
| | | 4-Wire Unbundled HDSL Loop without manual service inquiry and facility reservation - Zone 2 | | 2 | UHL | UHL4W | 14.03 | | | | | | | | | |
| | | 4-Wire Unbundled HDSL Loop without manual service inquiry and facility reservation - Zone 3 | | 3 | UHL | UHL4W | 15.51 | | | | | | | | | |
| 4-WIRE DS1 DIGITAL LOOP | | | | | | | | | | | | | | | | |
| | | 4-Wire DS1 Digital Loop - Zone 1 | | 1 | USL | USLXX | 73.16 | | | | | | | | | |
| | | 4-Wire DS1 Digital Loop - Zone 2 | | 2 | USL | USLXX | 120.06 | | | | | | | | | |
| | | 4-Wire DS1 Digital Loop - Zone 3 | | 3 | USL | USLXX | 241.75 | | | | | | | | | |
| HIGH CAPACITY UNBUNDLED LOCAL LOOP | | | | | | | | | | | | | | | | |
| | | High Capacity Unbundled Local Loop - DS3 - Per Mile per month | | | UE3 | 1L5ND | 14.89 | | | | | | | | | |
| | | High Capacity Unbundled Local Loop - DS3 - Facility Termination per month | | | UE3 | UE3PX | 264.38 | | | | | | | | | |
| | | High Capacity Unbundled Local Loop - STS-1 - Per Mile per month | | | UDLSX | 1L5ND | 14.89 | | | | | | | | | |
| | | High Capacity Unbundled Local Loop - STS-1 - Facility Termination per month | | | UDLSX | UDLS1 | 296.49 | | | | | | | | | |
| UNBUNDLED DEDICATED TRANSPORT | | | | | | | | | | | | | | | | |
| INTEROFFICE CHANNEL - DEDICATED TRANSPORT | | | | | | | | | | | | | | | | |
| | | Interoffice Channel - Dedicated Channel - DS1 - Per Mile per month | | | U1TD1 | 1L5XX | 0.2229 | | | | | | | | | |
| | | Interoffice Channel - Dedicated Tranport - DS1 - Facility Termination | | | U1TD1 | U1TF1 | 35.87 | | | | | | | | | |
| | | Interoffice Channel - Dedicated Transport - DS3 - Per Mile per month | | | U1TD3 | 1L5XX | 5.11 | | | | | | | | | |
| | | Interoffice Channel - Dedicated Transport - DS3 - Facility Termination per month | | | U1TD3 | U1TF3 | 379.40 | | | | | | | | | |
| | | Interoffice Channel - Dedicated Transport - STS-1 - Per Mile per month | | | U1TS1 | 1L5XX | 5.11 | | | | | | | | | |
| | | Interoffice Channel - Dedicated Transport - STS-1 - Facility Termination | | | U1TS1 | U1TFS | 390.08 | | | | | | | | | |
| UNBUNDLED DARK FIBER | | | | | | | | | | | | | | | | |
| | | Dark Fiber - Interoffice Transport, Per Four Fiber Strands, Per Route Mile Or Fraction Thereof | | | UDF, UDFCX | 1L5DF | 28.49 | | | | | | | | | |
| ENHANCED EXTENDED LINK (EELs) | | | | | | | | | | | | | | | | |

| UNBUNDLED NETWORK ELEMENTS - North Carolina | | | | | | | | | | | | Attachment: 2 Exh. B | | | | | |
|---|--|--|---------|------|-------|-------|------------|--------------|-------|-------------------------|----------------------------------|--------------------------------------|--|--|---|---|--|
| CATEGORY | | RATE ELEMENTS | Interim | Zone | BCS | USOC | RATES (\$) | | | | Svc Order Submitted Elec per LSR | Svc Order Submitted Manually per LSR | Incremental Charge - Manual Svc Order vs. Electronic-1st | Incremental Charge - Manual Svc Order vs. Electronic-Add'l | Incremental Charge - Manual Svc Order vs. Electronic-Disc 1st | Incremental Charge - Manual Svc Order vs. Electronic-Disc Add'l | |
| | | | | | | | Rec | Nonrecurring | | Nonrecurring Disconnect | | | | | | | |
| | | | | | | | First | Add'l | First | Add'l | SOME C | SOMAN | OSS Rates (\$) | | | | |
| | | | | | | | | | | | | | SOMAN | SOMAN | SOMAN | SOMAN | |
| | | NOTE: The monthly recurring and non-recurring charges below will apply and the Switch-As-Is Charge will not apply for UNE combinations provisioned as ' Ordinarily Combined' Network Elements. | | | | | | | | | | | | | | | |
| | | NOTE: The monthly recurring and the Switch-As-Is Charge and not the non-recurring charges below will apply for UNE combinations provisioned as ' Currently Combined' Network Elements. | | | | | | | | | | | | | | | |
| | | EXTENDED 4-WIRE DS1 DIGITAL EXTENDED LOOP WITH DEDICATED DS1 INTEROFFICE TRANSPORT | | | | | | | | | | | | | | | |
| | | 4-Wire DS1 Digital Loop in Combination - Zone 1 | | 1 | UNC1X | USLXX | 73.16 | | | | | | | | | | |
| | | 4-Wire DS1 Digital Loop in Combination - Zone 2 | | 2 | UNC1X | USLXX | 120.06 | | | | | | | | | | |
| | | 4-Wire DS1 Digital Loop in Combination - Zone 3 | | 3 | UNC1X | USLXX | 241.75 | | | | | | | | | | |
| | | Interoffice Transport - Dedicated - DS1 combination - Per Mile per month | | | UNC1X | 1L5XX | 0.2229 | | | | | | | | | | |
| | | Interoffice Transport - Dedicated - DS1 combination - Facility Termination per month | | | UNC1X | U1TF1 | 35.72 | | | | | | | | | | |
| | | EXTENDED DS3 DIGITAL EXTENDED LOOP WITH DEDICATED DS3 INTEROFFICE TRANSPORT | | | | | | | | | | | | | | | |
| | | DS3 Local Loop in combination - per mile per month | | | UNC3X | 1L5ND | 14.89 | | | | | | | | | | |
| | | DS3 Local Loop in combination - Facility Termination per month | | | UNC3X | UE3PX | 264.38 | | | | | | | | | | |
| | | Interoffice Transport - Dedicated - DS3 - Per Mile per month | | | UNC3X | 1L5XX | 5.11 | | | | | | | | | | |
| | | Interoffice Transport - Dedicated - DS3 combination - Facility Termination per month | | | UNC3X | U1TF3 | 379.40 | | | | | | | | | | |
| | | EXTENDED STS-1 DIGITAL EXTENDED LOOP WITH DEDICATED STS-1 INTEROFFICE TRANSPORT | | | | | | | | | | | | | | | |
| | | STS-1 Local Loop in combination - per mile per month | | | UNCSX | 1L5ND | 14.89 | | | | | | | | | | |
| | | STS-1 Local Loop in combination - Facility Termination per month | | | UNCSX | UDLS1 | 390.08 | | | | | | | | | | |
| | | Interoffice Transport - Dedicated - STS-1 combination - per mile per month | | | UNCSX | 1L5XX | 5.11 | | | | | | | | | | |
| | | Interoffice Transport - Dedicated - STS-1 combination - Facility Termination per month | | | UNCSX | U1TFS | 390.08 | | | | | | | | | | |

| UNBUNDLED NETWORK ELEMENTS - South Carolina | | | | | | | | | | | Attachment: 2 Exh. B | | | | | |
|---|---------------|--|---------|------|------------|-------|------------|--------------|-------|-------------------------|----------------------------------|--------------------------------------|--|--|---|---|
| CATEGORY | RATE ELEMENTS | | Interim | Zone | BCS | USOC | RATES (\$) | | | | Svc Order Submitted Elec per LSR | Svc Order Submitted Manually per LSR | Incremental Charge - Manual Svc Order vs. Electronic-1st | Incremental Charge - Manual Svc Order vs. Electronic-Add'l | Incremental Charge - Manual Svc Order vs. Electronic-Disc 1st | Incremental Charge - Manual Svc Order vs. Electronic-Disc Add'l |
| | | | | | | | | | | | | | | | | |
| | | | | | | | Rec | Nonrecurring | | Nonrecurring Disconnect | | OSS Rates (\$) | | | | |
| | | | | | | | | First | Add'l | First | Add'l | SOME C | SOMAN | SOMAN | SOMAN | SOMAN |
| UNBUNDLED EXCHANGE ACCESS LOOP | | | | | | | | | | | | | | | | |
| 2-WIRE HIGH BIT RATE DIGITAL SUBSCRIBER LINE (HDSL) COMPATIBLE LOOP | | | | | | | | | | | | | | | | |
| | | 2 Wire Unbundled HDSL Loop including manual service inquiry & facility reservation - Zone 1 | | 1 | UHL | UHL2X | 11.02 | | | | | | | | | |
| | | 2 Wire Unbundled HDSL Loop including manual service inquiry & facility reservation - Zone 2 | | 2 | UHL | UHL2X | 12.56 | | | | | | | | | |
| | | 2 Wire Unbundled HDSL Loop including manual service inquiry & facility reservation - Zone 3 | | 3 | UHL | UHL2X | 13.11 | | | | | | | | | |
| | | 2 Wire Unbundled HDSL Loop without manual service inquiry and facility reservation - Zone 1 | | 1 | UHL | UHL2W | 11.02 | | | | | | | | | |
| | | 2 Wire Unbundled HDSL Loop without manual service inquiry and facility reservation - Zone 2 | | 2 | UHL | UHL2W | 12.56 | | | | | | | | | |
| | | 2 Wire Unbundled HDSL Loop without manual service inquiry and facility reservation - Zone 3 | | 3 | UHL | UHL2W | 13.11 | | | | | | | | | |
| 4-WIRE HIGH BIT RATE DIGITAL SUBSCRIBER LINE (HDSL) COMPATIBLE LOOP | | | | | | | | | | | | | | | | |
| | | 4 Wire Unbundled HDSL Loop including manual service inquiry and facility reservation - Zone 1 | | 1 | UHL | UHL4X | 18.42 | | | | | | | | | |
| | | 4-Wire Unbundled HDSL Loop including manual service inquiry and facility reservation - Zone 2 | | 2 | UHL | UHL4X | 16.48 | | | | | | | | | |
| | | 4-Wire Unbundled HDSL Loop including manual service inquiry and facility reservation - Zone 3 | | 3 | UHL | UHL4X | 19.37 | | | | | | | | | |
| | | 4-Wire Unbundled HDSL Loop without manual service inquiry and facility reservation - Zone 1 | | 1 | UHL | UHL4W | 18.42 | | | | | | | | | |
| | | 4-Wire Unbundled HDSL Loop without manual service inquiry and facility reservation - Zone 2 | | 2 | UHL | UHL4W | 16.48 | | | | | | | | | |
| | | 4-Wire Unbundled HDSL Loop without manual service inquiry and facility reservation - Zone 3 | | 3 | UHL | UHL4W | 19.37 | | | | | | | | | |
| 4-WIRE DS1 DIGITAL LOOP | | | | | | | | | | | | | | | | |
| | | 4-Wire DS1 Digital Loop - Zone 1 | | 1 | USL | USLXX | 91.44 | | | | | | | | | |
| | | 4-Wire DS1 Digital Loop - Zone 2 | | 2 | USL | USLXX | 156.40 | | | | | | | | | |
| | | 4-Wire DS1 Digital Loop - Zone 3 | | 3 | USL | USLXX | 263.52 | | | | | | | | | |
| HIGH CAPACITY UNBUNDLED LOCAL LOOP | | | | | | | | | | | | | | | | |
| | | High Capacity Unbundled Local Loop - DS3 - Per Mile per month | | | UE3 | 1L5ND | 14.10 | | | | | | | | | |
| | | High Capacity Unbundled Local Loop - DS3 - Facility Termination per month | | | UE3 | UE3PX | 352.31 | | | | | | | | | |
| | | High Capacity Unbundled Local Loop - STS-1 - Per Mile per month | | | UDLSX | 1L5ND | 14.10 | | | | | | | | | |
| | | High Capacity Unbundled Local Loop - STS-1 - Facility Termination per month | | | UDLSX | UDLS1 | 360.51 | | | | | | | | | |
| UNBUNDLED DEDICATED TRANSPORT | | | | | | | | | | | | | | | | |
| INTEROFFICE CHANNEL - DEDICATED TRANSPORT | | | | | | | | | | | | | | | | |
| | | Interoffice Channel - Dedicated Channel - DS1 - Per Mile per month | | | U1TD1 | 1L5XX | 0.39 | | | | | | | | | |
| | | Interoffice Channel - Dedicated Transport - DS1 - Facility Termination | | | U1TD1 | U1TF1 | 88.71 | | | | | | | | | |
| | | Interoffice Channel - Dedicated Transport - DS3 - Per Mile per month | | | U1TD3 | 1L5XX | 9.22 | | | | | | | | | |
| | | Interoffice Channel - Dedicated Transport - DS3 - Facility Termination per month | | | U1TD3 | U1TF3 | 1012.75 | | | | | | | | | |
| | | Interoffice Channel - Dedicated Transport - STS-1 - Per Mile per month | | | U1TS1 | 1L5XX | 9.22 | | | | | | | | | |
| | | Interoffice Channel - Dedicated Transport - STS-1 - Facility Termination | | | U1TS1 | U1TFS | 1012.63 | | | | | | | | | |
| UNBUNDLED DARK FIBER | | | | | | | | | | | | | | | | |
| | | Dark Fiber - Interoffice Transport, Per Four Fiber Strands, Per Route Mile Or Fraction Thereof | | | UDF, UDFCX | 1L5DF | 41.87 | | | | | | | | | |
| ENHANCED EXTENDED LINK (EELs) | | | | | | | | | | | | | | | | |

| UNBUNDLED NETWORK ELEMENTS - South Carolina | | | | | | | | | | | Attachment: 2 Exh. B | | | | |
|--|--|---------|------|-------|-------|------------|--------------|-------|-------------------------|----------------------------------|--------------------------------------|--|--|---|---|
| CATEGORY | RATE ELEMENTS | Interim | Zone | BCS | USOC | RATES (\$) | | | | Svc Order Submitted Elec per LSR | Svc Order Submitted Manually per LSR | Incremental Charge - Manual Svc Order vs. Electronic-1st | Incremental Charge - Manual Svc Order vs. Electronic-Add'l | Incremental Charge - Manual Svc Order vs. Electronic-Disc 1st | Incremental Charge - Manual Svc Order vs. Electronic-Disc Add'l |
| | | | | | | Rec | Nonrecurring | | Nonrecurring Disconnect | | OSS Rates (\$) | | | | |
| | | | | | | | First | Add'l | First | Add'l | SOME C | SOMAN | SOMAN | SOMAN | SOMAN |
| NOTE: The monthly recurring and non-recurring charges below will apply and the Switch-As-Is Charge will not apply for UNE combinations provisioned as ' Ordinarily Combined' Network Elements. | | | | | | | | | | | | | | | |
| NOTE: The monthly recurring and the Switch-As-Is Charge and not the non-recurring charges below will apply for UNE combinations provisioned as ' Currently Combined' Network Elements. | | | | | | | | | | | | | | | |
| EXTENDED 4-WIRE DS1 DIGITAL EXTENDED LOOP WITH DEDICATED DS1 INTEROFFICE TRANSPORT | | | | | | | | | | | | | | | |
| | 4-Wire DS1 Digital Loop in Combination - Zone 1 | | 1 | UNC1X | USLXX | 104.50 | | | | | | | | | |
| | 4-Wire DS1 Digital Loop in Combination - Zone 2 | | 2 | UNC1X | USLXX | 178.74 | | | | | | | | | |
| | 4-Wire DS1 Digital Loop in Combination - Zone 3 | | 3 | UNC1X | USLXX | 301.17 | | | | | | | | | |
| | Interoffice Transport - Dedicated - DS1 combination - Per Mile per month | | | UNC1X | 1L5XX | 0.31 | | | | | | | | | |
| | Interoffice Transport - Dedicated - DS1 combination - Facility Termination per month | | | UNC1X | U1TF1 | 88.71 | | | | | | | | | |
| EXTENDED DS3 DIGITAL EXTENDED LOOP WITH DEDICATED DS3 INTEROFFICE TRANSPORT | | | | | | | | | | | | | | | |
| | DS3 Local Loop in combination - per mile per month | | | UNC3X | 1L5ND | 14.10 | | | | | | | | | |
| | DS3 Local Loop in combination - Facility Termination per month | | | UNC3X | UE3PX | 352.31 | | | | | | | | | |
| | Interoffice Transport - Dedicated - DS3 - Per Mile per month | | | UNC3X | 1L5XX | 9.22 | | | | | | | | | |
| | Interoffice Transport - Dedicated - DS3 combination - Facility Termination per month | | | UNC3X | U1TF3 | 1012.75 | | | | | | | | | |
| EXTENDED STS-1 DIGITAL EXTENDED LOOP WITH DEDICATED STS-1 INTEROFFICE TRANSPORT | | | | | | | | | | | | | | | |
| | STS-1 Local Loop in combination - per mile per month | | | UNCSX | 1L5ND | 14.10 | | | | | | | | | |
| | STS-1 Local Loop in combination - Facility Termination per month | | | UNCSX | UDLS1 | 360.51 | | | | | | | | | |
| | Interoffice Transport - Dedicated - STS-1 combination - per mile per month | | | UNCSX | 1L5XX | 9.22 | | | | | | | | | |
| | Interoffice Transport - Dedicated - STS-1 combination - Facility Termination per month | | | UNCSX | U1TFS | 1012.63 | | | | | | | | | |

| UNBUNDLED NETWORK ELEMENTS - Tennessee | | | | | | | | | | | | Attachment: 2 Exh. B | | | | |
|---|--|--|---------|------|------------|-------|------------|--------------|-------|--------------|----------------------------------|--------------------------------------|--|--|---|---|
| CATEGORY | | RATE ELEMENTS | Interim | Zone | BCS | USOC | RATES (\$) | | | | Svc Order Submitted Elec per LSR | Svc Order Submitted Manually per LSR | Incremental Charge - Manual Svc Order vs. Electronic-1st | Incremental Charge - Manual Svc Order vs. Electronic-Add'l | Incremental Charge - Manual Svc Order vs. Electronic-Disc 1st | Incremental Charge - Manual Svc Order vs. Electronic-Disc Add'l |
| | | | | | | | Rec | Nonrecurring | | Nonrecurring | Disconnect | OSS Rates (\$) | | | | |
| | | | | | | | | First | Add'l | First | Add'l | SOMEc | SOMAN | SOMAN | SOMAN | SOMAN |
| UNBUNDLED EXCHANGE ACCESS LOOP | | | | | | | | | | | | | | | | |
| 2-WIRE HIGH BIT RATE DIGITAL SUBSCRIBER LINE (HDSL) COMPATIBLE LOOP | | | | | | | | | | | | | | | | |
| | | 2 Wire Unbundled HDSL Loop including manual service inquiry & facility reservation - Zone 1 | | 1 | UHL | UHL2X | 11.09 | | | | | | | | | |
| | | 2 Wire Unbundled HDSL Loop including manual service inquiry & facility reservation - Zone 2 | | 2 | UHL | UHL2X | 16.61 | | | | | | | | | |
| | | 2 Wire Unbundled HDSL Loop including manual service inquiry & facility reservation - Zone 3 | | 3 | UHL | UHL2X | 27.74 | | | | | | | | | |
| | | 2 Wire Unbundled HDSL Loop without manual service inquiry and facility reservation - Zone 1 | | 1 | UHL | UHL2W | 11.09 | | | | | | | | | |
| | | 2 Wire Unbundled HDSL Loop without manual service inquiry and facility reservation - Zone 2 | | 2 | UHL | UHL2W | 16.61 | | | | | | | | | |
| | | 2 Wire Unbundled HDSL Loop without manual service inquiry and facility reservation - Zone 3 | | 3 | UHL | UHL2W | 27.74 | | | | | | | | | |
| 4-WIRE HIGH BIT RATE DIGITAL SUBSCRIBER LINE (HDSL) COMPATIBLE LOOP | | | | | | | | | | | | | | | | |
| | | 4 Wire Unbundled HDSL Loop including manual service inquiry and facility reservation - Zone 1 | | 1 | UHL | UHL4X | 14.26 | | | | | | | | | |
| | | 4-Wire Unbundled HDSL Loop including manual service inquiry and facility reservation - Zone 2 | | 2 | UHL | UHL4X | 21.37 | | | | | | | | | |
| | | 4-Wire Unbundled HDSL Loop including manual service inquiry and facility reservation - Zone 3 | | 3 | UHL | UHL4X | 35.68 | | | | | | | | | |
| | | 4-Wire Unbundled HDSL Loop without manual service inquiry and facility reservation - Zone 1 | | 1 | UHL | UHL4W | 14.26 | | | | | | | | | |
| | | 4-Wire Unbundled HDSL Loop without manual service inquiry and facility reservation - Zone 2 | | 2 | UHL | UHL4W | 21.37 | | | | | | | | | |
| | | 4-Wire Unbundled HDSL Loop without manual service inquiry and facility reservation - Zone 3 | | 3 | UHL | UHL4W | 35.68 | | | | | | | | | |
| 4-WIRE DS1 DIGITAL LOOP | | | | | | | | | | | | | | | | |
| | | 4-Wire DS1 Digital Loop - Zone 1 | | 1 | USL | USLXX | 59.09 | | | | | | | | | |
| | | 4-Wire DS1 Digital Loop - Zone 2 | | 2 | USL | USLXX | 88.53 | | | | | | | | | |
| | | 4-Wire DS1 Digital Loop - Zone 3 | | 3 | USL | USLXX | 147.82 | | | | | | | | | |
| HIGH CAPACITY UNBUNDLED LOCAL LOOP | | | | | | | | | | | | | | | | |
| | | High Capacity Unbundled Local Loop - DS3 - Per Mile per month | | | UE3 | 1L5ND | 10.57 | | | | | | | | | |
| | | High Capacity Unbundled Local Loop - DS3 - Facility Termination per month | | | UE3 | UE3PX | 430.38 | | | | | | | | | |
| | | High Capacity Unbundled Local Loop - STS-1 - Per Mile per month | | | UDLSX | 1L5ND | 10.57 | | | | | | | | | |
| | | High Capacity Unbundled Local Loop - STS-1 - Facility Termination per month | | | UDLSX | UDLS1 | 447.75 | | | | | | | | | |
| UNBUNDLED DEDICATED TRANSPORT | | | | | | | | | | | | | | | | |
| INTEROFFICE CHANNEL - DEDICATED TRANSPORT | | | | | | | | | | | | | | | | |
| | | Interoffice Channel - Dedicated Channel - DS1 - Per Mile per month | | | U1TD1 | 1L5XX | 0.40963 | | | | | | | | | |
| | | Interoffice Channel - Dedicated Transport - DS1 - Facility Termination | | | U1TD1 | U1TF1 | 89.54 | | | | | | | | | |
| | | Interoffice Channel - Dedicated Transport - DS3 - Per Mile per month | | | U1TD3 | 1L5XX | 2.69 | | | | | | | | | |
| | | Interoffice Channel - Dedicated Transport - DS3 - Facility Termination per month | | | U1TD3 | U1TF3 | 976.34 | | | | | | | | | |
| | | Interoffice Channel - Dedicated Transport - STS-1 - Per Mile per month | | | U1TS1 | 1L5XX | 2.69 | | | | | | | | | |
| | | Interoffice Channel - Dedicated Transport - STS-1 - Facility Termination | | | U1TS1 | U1TFS | 976.70 | | | | | | | | | |
| UNBUNDLED DARK FIBER - Stand Alone or in Combination | | | | | | | | | | | | | | | | |
| | | Dark Fiber - Interoffice Transport, Per Four Fiber Strands, Per Route Mile Or Fraction Thereof | | | UDF, UDFCX | 1L5DF | 33.05 | | | | | | | | | |
| ENHANCED EXTENDED LINK (EELs) AND THEIR COMPONETS | | | | | | | | | | | | | | | | |

| UNBUNDLED NETWORK ELEMENTS - Tennessee | | | | | | | | | | | | | | Attachment: 2 Exh. B | | | | | | | | |
|--|--|--|--|--|---|---------|-------|---------|------|------------|--------------------|-------|-------------------------------|----------------------------------|--------------------------------------|--|--|---|---|-------|-------|-------|
| CATEGORY | RATE ELEMENTS | | | | | Interim | Zone | BCS | USOC | RATES (\$) | | | | Svc Order Submitted Elec per LSR | Svc Order Submitted Manually per LSR | Incremental Charge - Manual Svc Order vs. Electronic-1st | Incremental Charge - Manual Svc Order vs. Electronic-Add'l | Incremental Charge - Manual Svc Order vs. Electronic-Disc 1st | Incremental Charge - Manual Svc Order vs. Electronic-Disc Add'l | | | |
| | | | | | | | | | | Rec | Nonrecurring First | Add'l | Nonrecurring Disconnect First | | | | | | | Add'l | | |
| | | | | | | | | | | | | | | SOME C | SOMAN | OSS Rates (\$) | | | SOMAN | SOMAN | SOMAN | SOMAN |
| | NOTE: The monthly recurring and non-recurring charges below will apply and the Switch-As-Is Charge will not apply for UNE combinations provisioned as ' Ordinarily Combined' Network Elements. | | | | | | | | | | | | | | | | | | | | | |
| | NOTE: The monthly recurring and the Switch-As-Is Charge and not the non-recurring charges below will apply for UNE combinations provisioned as ' Currently Combined' Network Elements. | | | | | | | | | | | | | | | | | | | | | |
| | EXTENDED 4-WIRE DS1 DIGITAL EXTENDED LOOP WITH DEDICATED DS1 INTEROFFICE TRANSPORT | | | | | | | | | | | | | | | | | | | | | |
| | | 4-Wire DS1 Digital Loop in Combination - Zone 1 | | | 1 | UNC1X | USLXX | 59.09 | | | | | | | | | | | | | | |
| | | 4-Wire DS1 Digital Loop in Combination - Zone 2 | | | 2 | UNC1X | USLXX | 88.53 | | | | | | | | | | | | | | |
| | | 4-Wire DS1 Digital Loop in Combination - Zone 3 | | | 3 | UNC1X | USLXX | 147.82 | | | | | | | | | | | | | | |
| | | Interoffice Transport - Dedicated - DS1 combination - Per Mile per month | | | | UNC1X | 1L5XX | 0.40963 | | | | | | | | | | | | | | |
| | | Interoffice Transport - Dedicated - DS1 combination - Facility Termination per month | | | | UNC1X | U1TF1 | 89.54 | | | | | | | | | | | | | | |
| | EXTENDED DS3 DIGITAL EXTENDED LOOP WITH DEDICATED DS3 INTEROFFICE TRANSPORT | | | | | | | | | | | | | | | | | | | | | |
| | | DS3 Local Loop in combination - per mile per month | | | | UNC3X | 1L5ND | 10.57 | | | | | | | | | | | | | | |
| | | DS3 Local Loop in combination - Facility Termination per month | | | | UNC3X | UE3PX | 430.38 | | | | | | | | | | | | | | |
| | | Interoffice Transport - Dedicated - DS3 - Per Mile per month | | | | UNC3X | 1L5XX | 2.69 | | | | | | | | | | | | | | |
| | | Interoffice Transport - Dedicated - DS3 combination - Facility Termination per month | | | | UNC3X | U1TF3 | 976.34 | | | | | | | | | | | | | | |
| | EXTENDED STS-1 DIGITAL EXTENDED LOOP WITH DEDICATED STS-1 INTEROFFICE TRANSPORT | | | | | | | | | | | | | | | | | | | | | |
| | | STS-1 Local Loop in combination - per mile per month | | | | UNCSX | 1L5ND | 10.57 | | | | | | | | | | | | | | |
| | | STS-1 Local Loop in combination - Facility Termination per month | | | | UNCSX | UDLS1 | 447.75 | | | | | | | | | | | | | | |
| | | Interoffice Transport - Dedicated - STS-1 combination - per mile per month | | | | UNCSX | 1L5XX | 2.69 | | | | | | | | | | | | | | |
| | | Interoffice Transport - Dedicated - STS-1 combination - Facility Termination per month | | | | UNCSX | U1TFS | 976.70 | | | | | | | | | | | | | | |

Attachment 3
Network Interconnection

TABLE OF CONTENTS

| | | |
|-----------|--|------------------|
| 1 | General | 3 |
| 2 | Definitions: (For the purpose of this Attachment) | 3 |
| 3 | Network Interconnection | 4 |
| 4 | Interconnection Trunk Group Architectures | 7 |
| 5 | Network Design And Management For Interconnection..... | 14 |
| 6 | Forecasting for Trunk Provisioning..... | 15 |
| 7 | Local Dialing Parity | 17 |
| 8 | Interconnection Compensation..... | 17 |
| 9 | Ordering Charges..... | 23 |
| 10 | Basic 911 and E911 Interconnection | 23 |
| 11 | SS7 Network Interconnection | 24 |
| | Rates | Exhibit A |
| | Basic Architecture | Exhibit B |
| | One Way Architecture | Exhibit C |
| | Two Way Architecture | Exhibit D |
| | Supergroup Architecture | Exhibit E |

NETWORK INTERCONNECTION

1 General

- 1.1 The Parties shall provide interconnection with each other's networks for the transmission and routing of Telecommunications traffic, including, but not limited to, telephone exchange service (Local Traffic), ISP-Bound Traffic, and exchange access (Switched Access Traffic) on the following terms:

2 Definitions: (For the purpose of this Attachment)

For purposes of this attachment only, the following terms shall have the definitions set forth below:

- 2.1 **Automatic Location Identification (ALI)** is a feature by which the address associated with the calling party's telephone number (ANI) is forwarded to the PSAP for display. Access to the ALI database is described in Attachment 2 to this Agreement.
- 2.2 **Automatic Number Identification (ANI)** corresponds to the ten-digit telephone number assigned by the serving local exchange carrier.
- 2.3 **BellSouth Trunk Group** is defined as a one-way trunk group carrying BellSouth originated traffic to be terminated by Megagate.
- 2.4 **911 Service** is as described in this Attachment.
- 2.5 **Call Termination** has the meaning set forth for "termination" in 47 C.F.R. § 51.701(d).
- 2.6 **Call Transport** has the meaning set forth for "transport" in 47 C.F.R. § 51.701(c).
- 2.7 **Call Transport and Termination** is used collectively to mean the switching and transport functions from the Interconnection Point to the last point of switching.
- 2.8 **Common (Shared) Transport** is defined as the transport of the originating Party's traffic by the terminating Party over the terminating Party's common (shared) facilities between (1) the terminating Party's tandem switch and end office switch, (2) between the terminating Party's tandem switches, and/or (3) between the terminating Party's host and remote end office switches. All switches referred herein must be entered into the The Telcordia® LERG™ Routing Guide (LERG).
- 2.9 **Dedicated Interoffice Facility** is defined as a switch transport facility between a Party's Serving Wire Center and the first point of switching within the LATA on the other Party's network.

- 2.10 **Fiber Meet** is an interconnection arrangement whereby the Parties physically interconnect their networks via an optical fiber interface at which one Party's facilities, provisioning, financial, and maintenance responsibility begins and the other Party's responsibility ends.
- 2.11 **Final Trunk Group** is defined as the last choice trunk group between two (2) switches for which there is no alternate route.
- 2.12 **Integrated Services Digital Network User Part (ISUP)** is a message protocol to support call set-up and release for interoffice voice connections over SS7 signaling.
- 2.13 **Interconnection Point (IP)** is the physical telecommunications equipment interface that interconnects the networks of BellSouth and Megagate.
- 2.14 **ISP-Bound Traffic** is as defined in this Attachment.
- 2.15 **Local Channel** is defined as a switched transport facility between a Party's Interconnection Point and the IP's Serving Wire Center.
- 2.16 **Local Traffic** is as defined in this Attachment.
- 2.17 **Public Safety Answering Point (PSAP)** is the answering location for 911 calls.
- 2.18 **Selective Routing (SR)** is a standard feature that routes an E911 call from the tandem to the designated PSAP based upon the address of the ANI of the calling party.
- 2.19 **Serving Wire Center (SWC)** is defined as the wire center owned by one Party from which the other Party would normally obtain dial tone for its IP.
- 2.20 **Signaling System 7 (SS7)/Common Channel Signaling 7 (CCS7)** is an out-of-band signaling system used to provide basic routing information, call set-up and other call termination functions. Signaling is removed from the voice channel and put on a separate data network.
- 2.21 **Tandem Switching** is defined as the function that establishes a communications path between two switching offices through a third switching office through the provision of trunk side to trunk side switching.
- 2.22 **Transit Traffic** is traffic originating on Megagate's network that is switched and/or transported by BellSouth and delivered to a third party's network, or traffic originating on a third party's network that is switched and/or transported by BellSouth and delivered to Megagate's network.

3 Network Interconnection

- 3.1 This Attachment pertains only to the provision of network interconnection where Megagate owns, leases from a third party or otherwise provides its own switch(es).
- 3.2 Network interconnection may be provided by the Parties at any technically feasible point within BellSouth's network. Except as otherwise permitted by this Attachment, requests to BellSouth for interconnection at points that are not on BellSouth's network other than as set forth in this Attachment may be made through the Bona Fide Request/New Business Request (BFR/NBR) Process set forth in Attachment 11.
- 3.2.1 Each Party is responsible for providing, engineering and maintaining the network on its side of the IP. The IP must be located within BellSouth's serving territory in the LATA in which Local Traffic and ISP-Bound Traffic is originating. In selecting the IP, both Parties will act in good faith and select a point that is reasonably efficient for each Party.
- 3.2.2 Pursuant to the provisions of this Attachment, the location of the initial IP in a given LATA shall be established by mutual agreement of the Parties. Subject to the requirements for installing additional IPs, as set forth below, any IPs existing prior to the Effective Date of the Agreement will be accepted as initial IPs and will not require re-grooming. When the Parties mutually agree to utilize two-way interconnection trunk groups for the exchange of Local Traffic and ISP-Bound Traffic between each other, the Parties shall mutually agree to the location of IP(s). If the Parties are unable to agree to a mutual initial IP, each Party, as originating Party, shall establish a single IP in the LATA for the delivery of its originated Local Traffic and ISP-Bound Traffic to the other Party for Call Transport and Termination by the terminating Party; provided, however, that unless otherwise agreed by Megagate, BellSouth may not designate an IP at a location where Megagate does not have existing transport facilities with sufficient capacity to transport the volume of traffic that BellSouth anticipates delivering to Megagate at such IP.
- 3.2.3 Additional IP(s) in a LATA may be established by mutual agreement of the Parties. Notwithstanding the foregoing, additional IP(s) in a particular LATA shall be established, at the request of either Party, when the Local Traffic and ISP-Bound Traffic exceeds 8.9 million minutes per month for three (3) consecutive months at the proposed location of the additional IP. BellSouth will not request the establishment of an IP in a BellSouth Central Office where physical or virtual collocation space is not available or where BellSouth fiber connectivity is not available. When the Parties agree to utilize two-way interconnection trunk groups for the exchange of Local Traffic and ISP-Bound Traffic the Parties must agree to the location of the IP(s). Upon written notification from the Party requesting the establishment of an additional IP, the receiving Party has forty-five (45) calendar days to analyze and respond to such request, and within that time the Parties shall

negotiate in good faith the establishment of and location of such additional IP(s). If the receiving Party disagrees that the traffic thresholds set forth herein have been met, then the requesting Party may utilize the dispute resolution procedure set forth in this Agreement.

3.3 Interconnection via Dedicated Facilities

3.3.1 With the exception of Transit Traffic, the Parties shall institute a “bill and keep” compensation plan under which neither Party will charge the other Party recurring and nonrecurring charges for trunks (i.e., one-way or two-way), trunk ports and associated dedicated facilities for the exchange of Local Traffic (non-transit) and ISP-bound Traffic (non-transit). The appropriate rate elements that are subject to this “bill and keep” compensation plan are set forth in Exhibit A. Each Party has the obligation to install and maintain the appropriate trunks, trunk ports and associated facilities on its respective side of the IP and is responsible for bearing its costs for such trunks, trunk ports and associated facilities on its side of the IP. Both Parties, as appropriate, shall be compensated for the ordering of trunks, trunk ports and facilities used exclusively for transit traffic and for ancillary traffic types including, but not limited to OS/DA. The Parties agree that charges for such trunks, trunk ports and facilities are as set forth in Exhibit A or to the extent a rate associated with the interconnecting trunk group is not set forth in Exhibit A, the rate shall be as set forth in the appropriate Party’s tariff as filed and effective with the FCC or Commission, or reasonable and non-discriminatory webposted listing if the FCC or Commission does not require filing of a tariff. In the event that a Party chooses to lease facilities from the other Party in lieu of installing facilities on its side of the Physical Point of Interface as required by this Agreement, such facilities are not subject to “bill and keep” but shall be purchased in accordance with Section 3.3.2 and 3.3.3 below.

3.3.2 Local Channel Facilities. As part of Call Transport and Termination, In lieu of providing facilities on its side of the IP, either Party may purchase Local Channel facilities from the other Party. The percentage of Local Channel facilities utilized for Local Traffic and ISP-Bound Traffic shall be determined based upon the application of the Percent Local Facility (PLF) Factor as set forth in this Attachment. The charges applied to the percentage of Local Channel facilities used for Local Traffic and ISP-Bound Traffic as determined by the PLF factor are as set forth in Exhibit A. The remaining percentage of Local Channel facilities shall be billed at the providing Party's intrastate or interstate Tariff rates as filed and effective with the appropriate commission.

3.3.3 Dedicated Interoffice Facilities. In lieu of providing facilities on its side of the IP, either Party may purchase Dedicated Interoffice Facilities from the other Party. The percentage of Dedicated Interoffice Facilities utilized for Local Traffic and ISP-Bound Traffic shall be determined based upon the application of the PLF factor as set forth in this Attachment. The charges applied to the percentage of the

Dedicated Interoffice Facilities used for Local Traffic and ISP-Bound Traffic as determined by the PLF factor are as set forth in Exhibit A. The remaining percentage of the Dedicated Interoffice Facilities shall be billed at the providing Party's intrastate or interstate Tariff rates as filed and effective with the appropriate commission.

- 3.4 Fiber Meet. Notwithstanding Sections 3.2.1, 3.2.2, and 3.2.3 above, if Megagate elects to establish interconnection with BellSouth pursuant to a Fiber Meet Local Channel, Megagate and BellSouth shall jointly engineer, operate and maintain a Synchronous Optical Network (SONET) transmission system by which they shall interconnect their networks for the transmission and routing of Telecommunications Traffic via a Local Channel at either the DS1 or DS3 level. The Parties shall work jointly to determine the specific transmission system. However, Megagate's SONET transmission system must be compatible with BellSouth's equipment, and the Data Communications Channel (DCC) must be turned off.
- 3.4.1 Each Party, at its own expense, shall procure, install and maintain the agreed upon SONET transmission system in its network.
- 3.4.2 The Parties shall agree to a Fiber Meet point between the BellSouth Serving Wire Center and the Megagate Serving Wire Center. The Parties shall deliver their fiber optic facilities to the Fiber Meet point with sufficient spare length to reach the fusion splice point for the Fiber Meet Point. BellSouth shall, at its own expense, provide and maintain the fusion splice point for the Fiber Meet. A building type CLLI code will be established for each Fiber Meet point. All orders for interconnection facilities from the Fiber Meet point shall indicate the Fiber Meet point as the originating point for the facility.
- 3.4.3 Upon verbal request by Megagate, BellSouth shall allow Megagate access to the fusion splice point for the Fiber Meet point for maintenance purposes on Megagate's side of the Fiber Meet point.
- 3.4.4 Neither Party shall charge the other for its Local Channel portion of the Fiber Meet facility used exclusively for Local Traffic and ISP-Bound Traffic. The percentage of Local Channel facilities utilized for Local Traffic and ISP-Bound Traffic shall be determined based upon the application of the PLF factor as set forth in this Attachment. The charges applied to the percentage of Local Channel facilities used for Local Traffic and ISP-Bound Traffic as determined by the PLF factor are as set forth in Exhibit A. The remaining percentage of Local Channel facilities shall be billed at applicable access tariff rates. Charges for switched and special access services shall be billed in accordance with the applicable intrastate or interstate access tariff as filed and effective with the appropriate commission..

4 Interconnection Trunk Group Architectures

- 4.1 BellSouth and Megagate shall establish interconnecting trunk groups and trunk group configurations between networks, including the use of one-way or two-way trunks in accordance with the following provisions set forth in this Attachment. For trunking purposes, traffic will be routed based on the digits dialed by the originating End User and in accordance with the LERG.
- 4.2 Megagate shall establish an interconnection trunk group(s) to at least one (1) BellSouth access tandem within the LATA for the delivery of Megagate's originated Local Traffic and ISP-Bound Traffic and for the receipt and delivery of Transit Traffic. To the extent Megagate desires to deliver Local Traffic, ISP-Bound Traffic, and/or Transit Traffic to BellSouth access tandems within the LATA, other than the tandems(s) to which Megagate has established interconnection trunk groups, Megagate shall pay the appropriate rates for Multiple Tandem Access, as described in this Attachment.
- 4.2.1 Notwithstanding the forgoing, Megagate shall establish an interconnection trunk group(s) to all BellSouth access and local tandems in the LATA where Megagate has homed (i.e., assigned) its NPA/NXXs. Megagate shall home its NPA/NXXs on the BellSouth tandems that serve the exchange rate center areas to which the NPA/NXXs are assigned. The specified exchange rate center assigned to each BellSouth tandem is defined in the LERG. Megagate shall enter its NPA/NXX access and/or local tandem homing arrangements into the LERG.
- 4.3 Switched access traffic will be delivered to and from IXC's based on Megagate's NXX access tandem homing arrangement as specified by Megagate in the LERG.
- 4.4 Any Megagate interconnection request that (1) deviates from the interconnection trunk group architectures as described in this Agreement, (2) affects traffic delivered to Megagate from a BellSouth switch, and (3) requires special BellSouth switch translations and other network modifications will require Megagate to submit a BFR/NBR via the BFR/NBR Process as set forth in Attachment 11. To the extent Megagate requests interconnection within a period of thirty days of a similarly situated carrier with an identical request for interconnection and if such request has been granted by BellSouth, then BellSouth will use reasonably efficient means to analyze Megagate's request and will only bill those costs required to analyze such request and any additional work necessary to implement Megagate's request.
- 4.5 Recurring and nonrecurring rates associated with interconnecting trunk groups between BellSouth and Megagate are set forth in Exhibit A. To the extent a rate associated with the interconnecting trunk group is not set forth in Exhibit A, the rate shall be as set forth in the appropriate BellSouth intrastate Access Services Tariff or BellSouth's FCC No. 1 Tariff.

- 4.6 For two-way trunk groups that carry only both Parties' Local Traffic, the Parties shall be compensated at fifty percent (50%) of the nonrecurring and recurring rates for dedicated trunks and DS1 facilities. Megagate shall be responsible for ordering and paying for any two-way trunks carrying Transit Traffic.
- 4.7 All trunk groups will be provisioned as SS7 capable where technically feasible. If SS7 is not technically feasible, multi-frequency (MF) protocol signaling shall be used.
- 4.8 In cases where Megagate is also an IXC, the IXC's Feature Group D (FG D) trunk group(s) must remain separate from the local interconnection trunk group(s).
- 4.9 Each Party shall order interconnection trunks and trunk group including trunk and trunk group augmentations via the Access Service Request (ASR) process. A Firm Order Confirmation (FOC) shall be returned to the ordering Party, after receipt of a valid, error free ASR, within the timeframes set forth in each state's applicable Performance Measures. Notwithstanding the foregoing, blocking situations and projects shall be managed through BellSouth's Carrier Interconnection Switching Center (CISC) Project Management Group and Megagate's equivalent trunking group, and FOCs for such orders shall be returned in the timeframes applicable to the project. A project is defined as (1) a new trunk group or (2) a request for more than one hundred ninety-two (192) trunks on a single or multiple group(s) in a given BellSouth local calling area.
- 4.10 Interconnection Trunk Groups for Exchange of Local Traffic and Transit Traffic
- 4.10.1 Upon mutual agreement of the Parties in a joint planning meeting, the Parties shall exchange Local Traffic on two-way interconnection trunk group(s) with the quantity of trunks being mutually determined and the provisioning being jointly coordinated. Furthermore, the Parties shall agree upon the IP(s) for two-way interconnection trunk groups transporting both Parties' Local Traffic and ISP-Bound Traffic. Megagate shall order such two-way trunks via the ASR process. BellSouth will use the Trunk Group Service Request (TGSR) to request changes in trunking. Furthermore, the Parties shall jointly review trunk performance and forecasts in accordance with Section 6 below. The Parties' use of two-way interconnection trunk groups for the transport of Local Traffic and ISP-Bound Traffic between the Parties does not preclude either Party from establishing additional one-way interconnection trunks for the delivery of its originated Local Traffic and ISP-Bound Traffic to the other Party. Other trunk groups for operator services, directory assistance and intercept must be established pursuant to intrastate or interstate access tariff.
- 4.10.2 BellSouth Access Tandem Interconnection. BellSouth Access Tandem interconnection at a single Access Tandem provides access to those End Offices

subtending that access tandem (Intratandem Access). Access Tandem interconnection is available for any of the following access tandem architectures:

- 4.10.2.1 Basic Architecture. In the basic architecture, Megagate's originating Local Traffic and ISP-Bound Traffic and originating and terminating Transit Traffic is transported on a single two-way trunk group between Megagate and BellSouth Access Tandem(s) within a LATA to provide Intratandem Access. This trunk group carries Transit Traffic between Megagate and ICOs, IXC's, other CLEC's, CMRS providers that have a Meet Point Billing (MPB) arrangement with BellSouth, and other network providers with which Megagate desires to exchange traffic. This trunk group also carries Megagate originated Transit Traffic transiting a single BellSouth Access Tandem destined to third party tandems such as an ICO tandem or other CLEC tandem. BellSouth originated Local Traffic and ISP-Bound Traffic is transported on a separate single one-way trunk group terminating to Megagate. The LERG contains current routing and tandem serving arrangements. The basic Architecture is illustrated in Exhibit B.
- 4.10.2.2 One-Way Trunk Group Architecture. In one-way trunk group architecture, the Parties interconnect using three (3) separate trunk groups. A one-way trunk group provides Intratandem Access for Megagate-originated Local Traffic and ISP-Bound Traffic destined for BellSouth End Users. A second one-way trunk group carries BellSouth-originated Local Traffic and ISP-Bound Traffic destined for Megagate End Users. A two-way trunk group provides Intratandem Access for Megagate's originating and terminating Transit Traffic. This trunk group carries Transit Traffic between Megagate and ICOs, IXC's, other CLEC's, CMRS providers that have a MPB arrangement with BellSouth, and other network providers with which Megagate exchanges traffic. This trunk group also carries Megagate originated Transit Traffic transiting a single BellSouth Access Tandem destined to third party tandems such as an ICO tandem or other CLEC tandem. The LERG contains current routing and tandem serving arrangements. The one-way trunk group architecture is illustrated in Exhibit C.
- 4.10.2.3 Two-Way Trunk Group Architecture. The two-way trunk group Architecture establishes one (1) two-way trunk group to provide Intratandem Access for the exchange of Local Traffic and ISP-Bound Traffic between Megagate and BellSouth. In addition, a separate two-way transit trunk group must be established for Megagate's originating and terminating Transit Traffic. This trunk group carries Transit Traffic between Megagate and ICOs, IXC's, other CLEC's, CMRS providers that have a MPB arrangement with BellSouth, and other network providers with which Megagate exchanges traffic. This trunk group also carries Megagate originated Transit Traffic transiting a single BellSouth Access Tandem destined to third party tandems such as an ICO tandem or other CLEC tandem. BellSouth originated traffic may, in order to prevent or remedy traffic blocking situations, be transported on a separate single one-way trunk group terminating to Megagate. However, where Megagate is responsive in a timely manner to

BellSouth's transport needs for its originated traffic, BellSouth originating traffic will be placed on the two-way trunk group carrying Local Traffic and ISP-Bound Traffic. The LERG contains current routing and tandem serving arrangements. The two-way trunk group architecture is illustrated in Exhibit D.

4.10.2.4 Supergroup Architecture. In the supergroup architecture, the Parties' Local Traffic and ISP-Bound Traffic and Megagate's Transit Traffic are exchanged on a single two-way trunk group between Megagate and BellSouth to provide Intratandem Access to Megagate. This trunk group carries Transit Traffic between Megagate and ICOs, IXCs, other CLECs, CMRS providers that have a MPB arrangement with BellSouth, and other network providers with which Megagate desires to exchange traffic. This trunk group also carries Megagate originated Transit Traffic transiting a single BellSouth Access Tandem destined to third party tandems such as an ICO tandem or other CLEC tandem. BellSouth originated traffic may, in order to prevent or remedy traffic blocking situations, be transported on a separate single one-way trunk group terminating to Megagate. However, where Megagate is responsive in a timely manner to BellSouth's transport needs for its originated traffic, BellSouth originating traffic will be placed on the Supergroup. The LERG contains current routing and tandem serving arrangements. The supergroup architecture is illustrated in Exhibit E.

4.10.2.5 Multiple Tandem Access (MTA) Interconnection

4.10.2.5.1 Where Megagate does not choose access tandem interconnection at every BellSouth Access Tandem within a LATA, Megagate must utilize BellSouth's MTA interconnection. To utilize MTA Megagate must establish an interconnection trunk group(s) at a minimum of one (1) BellSouth Access Tandem within each LATA as required. BellSouth will route Megagate's originated Local Traffic and ISP-Bound Traffic for LATA wide transport and termination. Megagate must also establish an interconnection trunk group(s) at all BellSouth Access Tandems where Megagate NXXs are homed as described in Section 4.2.1 above. If Megagate does not have NXXs homed at any particular BellSouth Access Tandem within a LATA and elects not to establish an interconnection trunk group(s) at such BellSouth Access Tandem, Megagate can order MTA in each BellSouth Access Tandem within the LATA where it does have an interconnection trunk group(s) and BellSouth will terminate Megagate's Local Traffic and ISP-Bound Traffic to End Users served through those BellSouth Access Tandems where Megagate does not have an interconnection trunk group(s). MTA shall be provisioned in accordance with BellSouth's Ordering Guidelines.

4.10.2.5.2 Megagate may also utilize MTA to route its originated Transit Traffic; provided, however, that MTA may not be utilized to route switched access traffic that transits the BellSouth network to an IXC. Switched access traffic originated by or terminated to Megagate will be delivered to and from IXCs based on Megagate's NXX access tandem homing arrangement as specified by Megagate in the LERG.

- 4.10.2.5.3 Compensation for MTA shall be at the applicable tandem switching and transport charges specified in Exhibit A.
- 4.10.2.5.4 To the extent Megagate does not purchase MTA in a LATA served by multiple Access Tandems, Megagate must establish an interconnection trunk group(s) to every Access Tandem in the LATA to serve the entire LATA. To the extent Megagate routes its traffic in such a way that utilizes BellSouth's MTA service without properly ordering MTA, Megagate shall pay BellSouth the associated MTA charges.
- 4.10.3 Local Tandem Interconnection
- 4.10.3.1 Local Tandem Interconnection arrangement allows Megagate to establish an interconnection trunk group(s) at BellSouth local tandems for: (1) the delivery of Megagate-originated Local Traffic and ISP-Bound Traffic transported and terminated by BellSouth to BellSouth End Offices served by those BellSouth local tandems, and (2) for local Transit Traffic transported by BellSouth for third party network providers who have also established an interconnection trunk group(s) at those BellSouth local tandems.
- 4.10.3.2 When a specified local calling area is served by more than one (1) BellSouth local tandem, Megagate must designate a "home" local tandem for each of its assigned NPA/NXXs and establish trunk connections to such local tandems. Additionally, Megagate may choose to establish an interconnection trunk group(s) at the BellSouth local tandems where it has no codes homing but is not required to do so. Megagate may deliver Local Traffic and ISP-Bound Traffic to a "home" BellSouth local tandem that is destined for other BellSouth or third party network provider end offices subtending other BellSouth local tandems in the same local calling area where Megagate does not choose to establish an interconnection trunk group(s). It is Megagate's responsibility to enter its own NPA/NXX local tandem homing arrangements into the LERG either directly or via a vendor in order for other third party network providers to determine appropriate traffic routing to Megagate's codes. Likewise, Megagate shall obtain its routing information from the LERG.
- 4.10.3.3 Notwithstanding establishing an interconnection trunk group(s) to BellSouth's local tandems, Megagate must also establish an interconnection trunk group(s) to BellSouth Access Tandems within the LATA on which Megagate has NPA/NXXs homed for the delivery of Interexchange Carrier Switched Access and toll traffic, and traffic to Type 2A CMRS connections located at the Access Tandems. BellSouth shall not switch SWA traffic through more than one BellSouth access tandem. SWA, Type 2A CMRS or toll traffic routed to the local tandem in error will not be backhauled to the BellSouth Access Tandem for completion. (Type 2A CMRS interconnection is defined in Section A35 of BellSouth's GSST).

- 4.10.3.4 BellSouth's provisioning of Local Tandem Interconnection assumes that Megagate has executed the necessary local interconnection agreements with the other third party network providers subtending those local tandems as required by the Act.
- 4.10.4 Direct End Office-to-End Office Interconnection
- 4.10.4.1 Direct End Office-to-End Office one-way or two-way interconnection trunk groups allow for the delivery of a Party's originating Local Traffic and ISP-Bound Traffic to the terminating Party on a direct end office-to-end office basis.
- 4.10.4.2 The Parties shall utilize direct end office-to-end office trunk groups under any one (1) of the following conditions:
- 4.10.4.2.1 Tandem Exhaust. If a tandem through which the Parties are interconnected is unable to, or is forecasted to be unable to support additional traffic loads for any period of time, the Parties will mutually agree on an end office trunking plan that will alleviate the tandem capacity shortage and ensure completion of traffic between Megagate and BellSouth.
- 4.10.4.2.2 Traffic Volume. To the extent either Party has the capability to measure the amount of traffic between Megagate's switch and a BellSouth End Office and where such traffic exceeds or is forecasted to exceed a single DS1 of traffic per month for at least three consecutive months, then the Parties shall install and retain direct end office trunking sufficient to handle such traffic volumes. Either Party will install additional capacity between such points when overflow traffic exceeds or is forecasted to exceed a single DS1 of traffic per month for at least three consecutive months. In the case of one-way trunking, additional trunking shall only be required by the Party whose trunking has achieved the preceding usage threshold.
- 4.10.4.2.3 Mutual Agreement. The Parties may install direct end office trunking upon mutual agreement in the absence of conditions (1) or (2) above.
- 4.10.5 Transit Traffic Trunk Group
- 4.10.5.1 Transit Traffic trunks can either be two-way trunks or two (2) one-way trunks ordered or provisioned by Megagate to deliver and receive Transit Traffic. Establishing Transit Traffic trunks at BellSouth Access and Local Tandems provides Intratandem Access to the third parties also interconnected at those tandems. Megagate shall be responsible for all recurring and nonrecurring charges associated with Transit Traffic trunks and facilities.
- 4.10.5.2 Toll Free Traffic
- 4.10.5.2.1 If Megagate chooses BellSouth to perform the Service Switching Point (SSP) Function (i.e., handle Toll Free database queries) from BellSouth's switches, all

Megagate originating Toll Free traffic will be routed over the Transit Traffic Trunk Group and shall be delivered using GR-394 format. Carrier Code “0110” and Circuit Code (to be determined for each LATA) shall be used for all such calls.

- 4.10.5.2.2 Megagate may choose to perform its own Toll Free database queries from its switch. In such cases, Megagate will determine the nature (local/intraLATA/interLATA) of the Toll Free call based on the response from the database. If the call is a BellSouth local or intraLATA Toll Free call, Megagate will route the post-query local or IntraLATA converted ten (10)-digit local number to BellSouth over the Local trunk group. If the call is a third party (ICO, IXC, CMRS or other CLEC) local or intraLATA Toll Free call, Megagate will route the post-query local or intraLATA converted ten (10)-digit local number to BellSouth over the Transit Traffic Trunk Group and Megagate shall provide to BellSouth a Toll Free billing record when appropriate. If the query reveals the call is an interLATA Toll Free call, Megagate will route the post-query interLATA Toll Free call (1) directly from its switch for carriers interconnected with its network or (2) over the Transit Traffic Trunk Group to carriers that are not directly connected to Megagate’s network but that are connected to BellSouth’s Access Tandem.
- 4.10.5.2.3 All post-query Toll Free calls for which Megagate performs the SSP function, if delivered to BellSouth, shall be delivered using GR-394 format for calls destined to IXCs, and GR-317 format for calls destined to end offices that directly subtend a BellSouth Access Tandem within the LATA.

5 Network Design And Management For Interconnection

- 5.1 Network Management and Changes. The Parties will exchange toll-free maintenance contact numbers and escalation procedures. The Parties will provide public notice of network changes in accordance with applicable federal and state rules and regulations.
- 5.2 Interconnection Technical Standards. The interconnection of all networks will be based upon accepted industry/national guidelines for transmission standards and traffic blocking criteria. Interconnecting facilities shall conform, at a minimum, to the telecommunications industry standard of DS1 pursuant to Telcordia Standard No. GR-NWT-00499. Where Megagate chooses to utilize SS7 signaling, also known as CCS7, SS7 connectivity is required between the Megagate switch and the BellSouth STP. BellSouth will provide SS7 signaling using Common Channel Signaling Access Capability in accordance with the technical specifications set forth in the BellSouth Guidelines to Technical Publication, GR-905-Core. Facilities of each Party shall provide the necessary on-hook, off-hook answer and disconnect supervision and shall provide calling number ID (Calling Party Number) when technically feasible.
- 5.2.1 Quality of Interconnection. The local interconnection for the transmission and routing of telephone exchange service and exchange access that each Party

provides to each other will be at least equal in quality to what it provides to itself and any subsidiary or affiliate, where technically feasible, or to any other Telecommunications carrier to which each Party provides local interconnection. Notwithstanding the preceding sentence, the Parties shall at a minimum engineer the interconnection arrangements to be consistent with industry standard blocking criteria. When the interconnection arrangements exceed the standard blocking thresholds on an average time consistent busy hour, the Parties shall cooperate to modify the interconnection arrangements to meet the blocking standard as soon as practicable.

- 5.3 Network Management Controls. Both Parties will work cooperatively to apply sound network management principles by invoking appropriate network management controls (e.g., call gapping) to alleviate or prevent network congestion.

6 Forecasting for Trunk Provisioning

- 6.1 Within six (6) months after execution of this Agreement, Megagate shall provide an initial interconnection trunk group forecast for each LATA in which it plans to provide service within BellSouth's region. Upon receipt of Megagate's forecast, the Parties shall conduct a joint planning meeting to develop a joint interconnection trunk group forecast. Each forecast provided under this Section shall be deemed Confidential Information under the General Terms and Conditions.
- 6.1.1 At a minimum, the forecast shall include the projected quantity of Transit Trunks, Megagate-to-BellSouth one-way trunks (Megagate Trunks), BellSouth-to-Megagate one-way trunks (BellSouth Trunk Groups) and/or two-way interconnection trunks, if the Parties have agreed to interconnect using two-way trunking to transport the Parties' Local and ISP-Bound Traffic. The quantities shall be projected for a minimum of six (6) months and shall include an estimate of the current year plus the next two (2) years total forecasted quantities. The Parties shall mutually develop BellSouth Trunk Groups and/or two-way interconnection trunk forecast quantities.
- 6.1.2 All forecasts shall include, at a minimum, Access Carrier Terminal Location (ACTL), trunk group type (e.g., local, Transit, Operator Services, 911, etc.), A location/Z location (CLLI codes for Megagate location and BellSouth location where the trunks shall terminate), interface type (e.g., DS1), Direction of Signaling, Trunk Group Number, if known, (commonly referred to as the 2-6 code) and forecasted trunks in service each year (cumulative).
- 6.2 Once initial interconnection trunk forecasts have been developed, Megagate shall continue to provide interconnection trunk forecasts at mutually agreeable intervals. Megagate shall use its best efforts to make the forecasts as accurate as possible based on reasonable engineering criteria. The Parties shall continue to develop Reciprocal Trunk Group and/or two-way interconnection trunk forecasts as

described in Section 6.1.1 above. The Parties shall conduct joint planning meetings as necessary.

- 6.3 The submission and development of interconnection trunk forecasts shall not replace the ordering process for local interconnection trunks. Each Party shall use commercially reasonable efforts to provide the quantity of interconnection trunks mutually forecasted. However, the provision of the forecasted quantity of interconnection trunks is subject to trunk terminations and facility capacity existing at the time the trunk order is submitted. Furthermore, the receipt and development of trunk forecasts does not imply any liability for failure to perform if capacity (trunk terminations or facilities) is not available for use at the forecasted time.

6.4 Trunk Utilization

- 6.4.1 For the BellSouth Trunk Groups that are Final Trunk Groups (BellSouth Final Trunk Groups), BellSouth and Megagate shall monitor traffic on each BellSouth Final Trunk Group that is ordered and installed. The Parties agree that the BellSouth Final Trunk Groups will be utilized at sixty percent (60%) of the time consistent busy hour utilization level within ninety (90) days of installation. The Parties agree that the BellSouth Final Trunk Groups will be utilized at eighty percent (80%) of the time consistent busy hour utilization level within one hundred eighty (180) days of installation. Any BellSouth Final Trunk Group not meeting the minimum thresholds set forth in this Section are defined as “under-utilized” trunks. Subject to Section 6.4.2 below, BellSouth may disconnect any under-utilized BellSouth Final Trunk Groups and Megagate shall refund to BellSouth the associated nonrecurring and recurring trunk and facility charges paid by BellSouth, if any.

- 6.4.2 BellSouth’s CISC will notify Megagate of any under-utilized BellSouth Trunk Groups and the number of such trunk groups that BellSouth wishes to disconnect. BellSouth will provide supporting information either by email or facsimile to the designated Megagate interface. Megagate will provide concurrence with the disconnection in seven (7) business days or will provide specific information supporting why the trunks should not be disconnected. Such supporting information should include expected traffic volumes (including traffic volumes generated due to Local Number Portability) and the timeframes within which Megagate expects to need such trunks. BellSouth’s CISC Project Manager and Circuit Capacity Manager (CCM) will discuss the information with Megagate to determine if agreement can be reached on the number of BellSouth Final Trunk Groups to be removed. If no agreement can be reached, BellSouth will issue disconnect orders to Megagate. The due date of these orders will be four (4) weeks after Megagate was first notified in writing of the underutilization of the trunk groups.

- 6.4.3 For the two-way trunk groups, BellSouth and Megagate shall monitor traffic on each interconnection trunk group that is ordered and installed. The Parties agree that within ninety (90) days of the installation of the BellSouth two-way trunk or trunks, the trunks will be utilized at 60 percent (60%) of the time consistent busy hour utilization level. The Parties agree that within one hundred eighty (180) days of the installation of a trunk or trunks, the trunks will be utilized at eighty percent (80%) of the time consistent busy hour utilization level. Any trunk or trunks not meeting the minimum thresholds set forth in this Section are defined as “under-utilized” trunks. BellSouth will request the disconnection of any under-utilized two-way trunk(s) and Megagate shall refund to BellSouth the associated nonrecurring and recurring trunk and facility charges paid by BellSouth, if any.
- 6.4.3.1 BellSouth’s CISC will notify Megagate of any under-utilized two-way trunk groups and the number of trunks that BellSouth wishes to disconnect. BellSouth will provide supporting information either by email or facsimile to the designated Megagate interface. Megagate will provide concurrence with the disconnection in seven (7) business days or will provide specific information supporting why the two-way trunks should not be disconnected. Such supporting information should include expected traffic volumes (including traffic volumes generated due to Local Number Portability) and the timeframes within which Megagate expects to need such trunks. BellSouth’s CISC Project Manager and CCM will discuss the information with Megagate to determine if agreement can be reached on the number of trunks to be removed. If no agreement can be reached, Megagate will issue disconnect orders to BellSouth. The due date of these orders will be four (4) weeks after Megagate was first notified in writing of the under-utilization of the trunk groups.
- 6.4.3.2 To the extent that any interconnection trunk group is utilized at a time-consistent busy hour of eighty percent (80%) or greater, the Parties may review the trunk groups and, if necessary, shall negotiate in good faith for the installation of augmented facilities.

7 Local Dialing Parity

- 7.1 BellSouth and Megagate shall provide local and toll dialing parity, as defined in FCC rules and regulations, with no unreasonable dialing delays. Dialing parity shall be provided for all originating telecommunications services that require dialing to route a call.

8 Interconnection Compensation

- 8.1 Compensation for Call Transport and Termination for Local Traffic, ISP-Bound Traffic
- 8.1.1 For the purposes of this Attachment and for intercarrier compensation for Local Traffic exchanged between the Parties pursuant to this Attachment, Local Traffic

is defined as any telephone call that is originated by an end user of one Party in a LATA and terminated to an end user of the other Party in the same LATA on such other Party's network, except for those calls that are originated or terminated through switched access arrangements as established by the ruling regulatory body.

- 8.1.1.1 Additionally, Local Traffic includes any cross boundary, voice-to-voice intrastate, interLATA or interstate, interLATA calls established as a local call by the ruling regulatory body.
- 8.1.2 For purposes of this Attachment and for intercarrier compensation for ISP-Bound Traffic exchanged between the Parties, ISP-Bound Traffic is defined as calls to an information service provider or Internet Service Provider (ISP) that are dialed by using a local dialing pattern (seven (7) or ten (10) digits) by a calling party in a LATA to an ISP server or modem in the same LATA. ISP-Bound Traffic is not Local Traffic but instead is information access traffic subject to the FCC's jurisdiction.
- 8.1.3 Neither Party shall pay compensation to the other Party for per minute of use rate elements as set forth in Exhibit A associated with the Call Transport and Termination of Local Traffic or ISP-Bound Traffic.
- 8.1.4 The appropriate elemental rates set forth in Exhibit A shall apply for MTA as described in this Attachment.
- 8.1.5 Neither Party shall represent Switched Access Traffic as Local Traffic or ISP-Bound Traffic for purposes of determining compensation for the call.
- 8.1.6 If Megagate assigns NPA/NXXs to specific BellSouth rate centers within the LATA and assigns numbers from those NPA/NXXs to Megagate End Users physically located outside of that LATA, BellSouth traffic originating from within the LATA where the NPA/NXXs are assigned and delivered to a Megagate customer physically located outside of such LATA, shall not be deemed Local Traffic. Further, Megagate agrees to identify such interLATA traffic to BellSouth and to compensate BellSouth for originating and transporting such interLATA traffic to Megagate at BellSouth's FCC No. 1 Tariff rates.
- 8.2 If Megagate does not identify such interLATA traffic to BellSouth, BellSouth will determine which whole Megagate NPA/NXXs on which to charge the applicable rates for originating network access service as reflected in BellSouth's intrastate Access Services Tariff and/or BellSouth's FCC No. 1 Tariff. BellSouth shall make appropriate billing adjustments if Megagate can provide sufficient information for BellSouth to determine whether or not said traffic is Local or ISP-Bound Traffic.
- 8.3 Jurisdictional Reporting

- 8.3.1 Percent Local Use (PLU). Each Party shall report to the other a PLU factor. The application of the PLU will determine the amount of Local or ISP-Bound minutes to be billed to the other Party. Each Party shall update its PLU on the first of January, April, July and October of the year and shall send it to the other Party to be received no later than thirty (30) days after the first of each such month based on local and ISP-Bound usage for the past three (3) months ending the last day of December, March, June and September, respectively. Requirements associated with PLU calculation and reporting shall be as set forth in BellSouth's Jurisdictional Factors Reporting Guide.
- 8.3.2 Percent Local Facility (PLF). Each Party shall report to the other a PLF factor. The application of the PLF will determine the portion of switched dedicated transport to be billed per the local jurisdiction rates. The PLF shall be applied to Multiplexing, Local Channel and Interoffice Channel Switched Dedicated Transport utilized in the provision of local interconnection trunks. Each Party shall update its PLF on the first of January, April, July and October of the year and shall send it to the other Party to be received no later than thirty (30) days after the first of each such month to be effective the first bill period the following month, respectively. Requirements associated with PLF calculation and reporting shall be as set forth in BellSouth's Jurisdictional Factors Reporting Guide.
- 8.3.3 Percent Interstate Usage (PIU). Each Party shall report to the other the projected PIU factors, including but not limited to PIU associated with facilities (PIUE) and Terminating PIU (TPIU) factors. All jurisdictional report requirements, rules and regulations for Interexchange Carriers specified in BellSouth's intrastate Access Services Tariff will apply to Megagate. After interstate and intrastate traffic percentages have been determined by use of PIU procedures, the PLU and PLF factors will be used for application and billing of local interconnection. Each Party shall update its PIUs on the first of January, April, July and October of the year and shall send it to the other Party to be received no later than thirty (30) days after the first of each such month, for all services showing the percentages of use for the past three (3) months ending the last day of December, March, June and September. Additional requirements associated with PIU calculations and reporting shall be as set forth in BellSouth's Jurisdictional Factors Reporting Guide.
- 8.3.4 Notwithstanding the provisions in Sections 8.3.1, 8.3.2, and 8.3.3 above, where the terminating Party has message recording technology that identifies the jurisdiction of traffic terminated as defined in this Agreement, such information shall, at the terminating Party option, be utilized to determine the appropriate jurisdictional reporting factors (i.e., PLU, PIU, and/or PLF). In the event that either Party opts to utilize its own data to determine jurisdictional reporting factors, such Party shall notify the other Party at least fifteen (15) days prior to the beginning of the calendar quarter in which the terminating Party will begin to utilize its own data.

- 8.3.5 Audits. On thirty (30) days written notice, each Party must provide the other Party the ability and opportunity to conduct an annual audit to ensure the proper billing of traffic. BellSouth and Megagate shall retain records of call detail for a minimum of nine (9) months from which the PLU, PLF and/or PIU can be ascertained. The audit shall be conducted during normal business hours at an office designated by the Party being audited. Audit requests shall not be submitted more frequently than one (1) time per calendar year. Audits shall be performed by an independent auditor chosen and paid for by the Party requesting the audit. The PLF, PLU and/or PIU shall be adjusted based upon the audit results and shall apply for the quarter the audit was completed, for the quarter prior to the completion of the audit, and for the two (2) quarters following the completion of the audit. If, as a result of an audit, either Party is found to have overstated the PLF, PLU and/or PIU by twenty percentage points (20%) or more, the Party shall reimburse the auditing Party for the cost of the audit.
- 8.4 Compensation for IntraLATA 8XX Traffic. BellSouth will charge the appropriate switched access charges as set forth in the BellSouth intrastate Access Services Tariff to the IXC that is responsible for terminating the 8XX to the appropriate Wide Area Telecommunications Service (WATS) or Plain Old Telephone Service (POTS) number. Megagate will pay BellSouth the database query charge as set forth in the BellSouth Intrastate Access Services Tariff. Megagate will be responsible for any applicable Common Channel Signaling (SS7).
- 8.4.1 Records for 8XX Billing. Where technically feasible, each Party will provide to the other Party the appropriate records, in accordance with industry standards, necessary for billing intraLATA 8XX providers. The records provided will be in a standard EMI format.
- 8.4.2 8XX Access Screening. BellSouth's provision of 8XX TFD to Megagate requires interconnection from Megagate to BellSouth's 8XX Signal Channel Point. Such interconnections shall be established pursuant to BellSouth's Common Channel Signaling Interconnection Guidelines and Telcordia's CCS Network Interface Specification document, TR-TSV-000905. Megagate shall establish SS7 interconnection at the BellSouth LSTPs serving the BellSouth 8XX Signal Channel Points that Megagate desires to query. The terms and conditions for 8XX TFD are set out in BellSouth's intrastate Access Services Tariff.
- 8.5 Mutual Provision of Switched Access Service
- 8.5.1 Switched Access Traffic. Switched Access Traffic is described as telephone calls requiring local transmission or switching services for the purpose of the origination or termination of Telephone Toll Service. Switched Access Traffic includes, but is not limited to, the following types of traffic: Feature Group A, Feature Group B, Feature Group C, Feature Group D, toll free access (e.g., 8XX), 900 access and their successors. Additionally, any PSTN interexchange telecommunications

traffic, regardless of transport protocol method, where the originating and terminating points, end-to-end points,(a) are in different LATAs, or (b) are in the same LATA and the Parties' Switched Access services are used for the origination or termination of the call, shall be considered Switched Access Traffic.

Irrespective of transport protocol method used, a call which originates in one LATA and terminates in another LATA (i.e., the end-to-end points of the call) or in which the Parties' Switched Access Services are used for the origination or termination of the call, shall be considered Switched Access Traffic, unless otherwise established by the ruling regulatory body..

- 8.5.2 If a BellSouth end user chooses Megagate as their presubscribed interexchange carrier, or if a BellSouth end user uses Megagate as an interexchange carrier on a 101XXXX basis, BellSouth will charge Megagate the appropriate BellSouth tariff charges for originating switched access services. If BellSouth does in the future offer IXC services, the Parties shall amend the agreement upon request of either Party to reflect such change such that the terms regarding InterLATA Switched Access Traffic compensation are reciprocal.
- 8.5.3 Where the originating Party delivers a call to the terminating Party over switched access facilities, the originating Party will pay the terminating Party terminating, switched access charges as set forth in such terminating Party's intrastate or interstate Access Services Tariff, as appropriate and as filed and effective with the appropriate Commission, or if MegaGate does not have a tariff on file with the Commission and MegaGate is the terminating Party, BellSouth's Intrastate or Interstate Access Services tariff, as appropriate, shall apply.
- 8.5.4 When Megagate's end office switch provides an access service connection to or from an IXC by a direct trunk group to the IXC utilizing BellSouth facilities, each Party will provide its own access services to the IXC and bill on a multi-bill, multi-tariff meet-point basis. Each Party will bill its own access services rates to the IXC with the exception of the interconnection charge. The interconnection charge will be billed by Megagate as the Party providing the end office function. Each party will use the Multiple Exchange Carrier Access Billing (MECAB) guidelines to establish MPB for all applicable traffic. The Parties shall utilize a thirty (30) day billing period.
- 8.5.4.1 When Megagate's end office subtends the BellSouth Access Tandem switch for receipt or delivery of switched access traffic and provides an access service connection to or from an IXC via BellSouth's Access Tandem switch, BellSouth, as the tandem company agrees to provide to Megagate, as the End Office Company, as defined in MECAB, at no charge, all the switched access detail usage data, recorded at the access tandem, within no more than sixty (60) days after the recording date. Each Party will notify the other when it is not feasible to meet these requirements. As business requirements change, data reporting requirements may be modified as necessary.

- 8.5.5 BellSouth, as the tandem provider company, will retain for a minimum period of sixty (60) days, access message detail sufficient to recreate any data that is lost or damaged by the tandem provider company or any third party involved in processing or transporting data.
- 8.5.6 Megagate agrees not to deliver switched access traffic to BellSouth for termination except over Megagate ordered switched access trunks and facilities.
- 8.6 Transit Traffic
- 8.6.1 BellSouth shall provide tandem switching and transport services for Megagate's Transit Traffic. Rates for local Transit Traffic and ISP-Bound Transit Traffic shall be as set forth below:
- The composite rate of \$0.002 per minute of use will apply from the Effective Date of the Agreement through March 31, 2007.
- Beginning April 1, 2007 through March 31, 2008 the composite rate of \$0.0025 per minute of use will apply.
- Beginning April 1, 2008 through the Expiration Date of this Agreement, the composite rate of \$0.003 will apply.
- 8.6.2 Except as provided in Section 4.10.5.1 for trunks and facilities used to deliver Transit Traffic, BellSouth shall not charge Megagate for Transit Traffic terminated to Megagate's end user. Switched Access Transit Traffic shall be billed in accordance with the terms of this Attachment 3. Billing associated with all Transit Traffic shall be pursuant to MECAB guidelines. Traffic between Megagate and Wireless Type 1 third parties or Wireless Type 2A third parties that do not engage in Meet Point Billing with BellSouth shall not be treated as Transit Traffic from a routing or billing perspective until such time as such traffic is identifiable as Transit Traffic.
- 8.6.3 The delivery of traffic that transits the BellSouth network is excluded from any BellSouth billing guarantees. BellSouth agrees to deliver Transit Traffic to the terminating carrier; provided, however, that Megagate is solely responsible for negotiating and executing any appropriate contractual agreements with the terminating carrier for the exchange of Transit Traffic through the BellSouth network. BellSouth will not be liable for any compensation to the terminating carrier or to Megagate. In the event that the terminating third party carrier imposes on BellSouth any charges or costs for the delivery of Transit Traffic, Megagate shall reimburse BellSouth for such charges or costs.

- 8.7 For purposes of intercarrier compensation, BellSouth will not be responsible for any compensation associated with the exchange of traffic between Megagate and a CLEC utilizing BellSouth switching. Where technically feasible, BellSouth will use commercially reasonable efforts to provide records to Megagate to identify those CLECs utilizing BellSouth switching with whom Megagate has exchanged traffic. Such traffic shall not be considered Transit Traffic from a routing or billing perspective, but instead will be considered as traffic exchanged solely between Megagate and the CLEC utilizing BellSouth switching.

9 Ordering Charges

- 9.1 The facilities purchased pursuant to this Attachment shall be ordered via the ASR process.
- 9.2 The rates, terms and conditions associated with submission and processing of ASRs are as set forth in BellSouth's FCC No. 1 Tariff, Section 5.

10 Basic 911 and E911 Interconnection

- 10.1 Basic 911 and E911 provides a caller access to the applicable emergency service bureau by dialing 911.
- 10.2 Basic 911 Interconnection. BellSouth will provide to Megagate a list consisting of each municipality that subscribes to Basic 911 service. The list will also provide, if known, the E911 conversion date for each municipality and, for network routing purposes, a ten (10) digit directory number representing the appropriate emergency answering position for each municipality subscribing to 911. Megagate will be required to arrange to accept 911 calls from its End Users in municipalities that subscribe to Basic 911 service and translate the 911 call to the appropriate ten (10) digit directory number as stated on the list provided by BellSouth. Megagate will be required to route that call to the appropriate PSAP. When a municipality converts to E911 service, Megagate will be required to begin using E911 procedures.
- 10.3 E911 Interconnection. Megagate shall install a minimum of two (2) dedicated trunks originating from its SWC and terminating to the appropriate E911 tandem. The SWC must be in the same LATA as the E911 tandem. The dedicated trunks shall be, at a minimum, DS0 level trunks configured as part of a digital (1.544 Mb/s) interface (DS1 facility). The configuration shall use CAMA-type signaling with MF pulsing or SS7/ISUP signaling either of which shall deliver ANI with the voice portion of the call. If SS7/ISUP connectivity is used, Megagate shall follow the procedures as set forth in Appendix A of the CLEC Users Guide to E911 for Facility Based Providers that is located on the BellSouth Interconnection Web site. If the user interface is digital, MF pulses as well as other AC signals shall be encoded per the u-255 Law convention. Megagate will be required to provide BellSouth daily updates to the E911 database. Megagate will be required to

forward 911 calls to the appropriate E911 tandem along with ANI based upon the current E911 end office to tandem homing arrangement as provided by BellSouth. If the E911 tandem trunks are not available, Megagate will be required to route the call to a designated seven (7) digit or ten (10) digit local number residing in the appropriate PSAP. This call will be transported over BellSouth's interoffice network and will not carry the ANI of the calling party. Megagate shall be responsible for providing BellSouth with complete and accurate data for submission to the 911/E911 database for the purpose of providing 911/E911 to its End Users.

10.4 Trunks and facilities for 911 Interconnection may be ordered by Megagate from BellSouth pursuant to the terms and conditions set forth in this Attachment.

10.5 The detailed practices and procedures for 911/E911 interconnection are contained in the E911 Local Exchange Carrier Guide For Facility-Based Providers that is located on the BellSouth Interconnection Services Web site.

11 SS7 Network Interconnection

11.1 SS7 Signaling. Both Parties will utilize LEC-to-LEC SS7 Signaling, where available, in conjunction with all traffic in order to enable interoperability of CLASS features and functions except for call return. SS7 signaling parameters will be provided, including but not limited to ANI, originating line information (OLI) calling company category and charge number. Privacy indicators will be honored, and the Parties will exchange Transactional Capabilities Application Part (TCAP) messages to facilitate SS7 based features between the respective networks. Neither Party shall alter the SS7 parameters, or be a party to altering such parameters, or knowingly pass SS7 parameters that have been altered in order to circumvent appropriate interconnection charges. Nothing herein shall obligate or otherwise require BellSouth to send SS7 messages or call-related database queries to Megagate's or any other third party's call-related database, unless otherwise agreed to by the Parties under a separate agreement.

11.2 Signaling Call Information. BellSouth and Megagate will send and receive ten (10) digits for Local Traffic. Additionally, BellSouth and Megagate will exchange the proper call information, (i.e., originated call company number and destination call company number, CIC, and OZZ) including all proper translations for routing between networks and any information necessary for billing.

11.3 SS7 Network Interconnection is the interconnection of Megagate LSTP switches or Megagate local or tandem switching systems with BellSouth STP switches. This interconnection provides connectivity that enables the exchange of SS7 messages among BellSouth switching systems and databases, Megagate local or tandem switching systems, and other third party switching systems directly connected to the BellSouth SS7 network.

- 11.3.1 The connectivity provided by SS7 Network Interconnection shall fully support the functions of BellSouth switching systems and databases and Megagate or other third party switching systems with A-link access to the BellSouth SS7 network.
- 11.3.2 If traffic is routed based on dialed or translated digits between a Megagate local switching system and a BellSouth or other third party local switching system, either directly or via a BellSouth tandem switching system, then it is a requirement that the BellSouth SS7 network convey via SS7 Network Interconnection the TCAP messages that are necessary to provide Call Management services (i.e., Automatic Callback, Automatic Recall, and Screening List Editing) between the Megagate LSTP switches and BellSouth or other third party local switch.
- 11.3.3 SS7 Network Interconnection shall provide:
 - 11.3.3.1 Signaling Data Link functions, as specified in ANSI T1.111.2;
 - 11.3.3.2 Signaling Link functions, as specified in ANSI T1.111.3; and
 - 11.3.3.3 Signaling Network Management functions, as specified in ANSI T1.111.4.
- 11.3.4 SS7 Network Interconnection shall provide all functions of the SCCP necessary for Class 0 (basic connectionless) service as specified in ANSI T1.112. This includes GTT and SCCP Management procedures as specified in ANSI T1.112.4. Where the destination signaling point is a BellSouth switching system or DB, or is another third party local or tandem switching system directly connected to the BellSouth SS7 network, SS7 Network Interconnection shall include final GTT of messages to the destination and SCCP Subsystem Management of the destination. Where the destination signaling point is a Megagate local or tandem switching system, SS7 Network Interconnection shall include intermediate GTT of messages to a gateway pair of Megagate LSTPs and shall not include SCCP Subsystem Management of the destination.
- 11.3.5 SS7 Network Interconnection shall provide all functions of the ISUP as specified in ANSI T1.113.
- 11.3.6 SS7 Network Interconnection shall provide all functions of the TCAP as specified in ANSI T1.114.
- 11.3.7 If Internetwork MRVT and SRVT become approved ANSI standards and available capabilities of BellSouth STPs, SS7 Network Interconnection may provide these functions of the OMAP.
- 11.4 Interface Requirements. The following SS7 Network Interconnection interface options are available to connect Megagate or Megagate-designated local or tandem switching systems or signaling transfer point switches to the BellSouth SS7 network:

- 11.4.1 A-link interface from Megagate local or tandem switching systems; and
- 11.4.2 B-link interface from Megagate STPs.
- 11.4.3 The Signaling Point of Interconnection for each link shall be located at a cross-connect element in the central office where the BellSouth STP is located. There shall be a DS1 or higher rate transport interface at each of the signaling points of interconnection. Each signaling link shall appear as a DS0 channel within the DS1 or higher rate interface.
- 11.4.4 BellSouth shall provide intraoffice diversity between the Signaling Point of Interconnection and the BellSouth STP, so that no single failure of intraoffice facilities or equipment shall cause the failure of both B-links in a layer connecting to a BellSouth STP.
- 11.4.5 The protocol interface requirements for SS7 Network Interconnection include the MTP, ISUP, SCCP, and TCAP. These protocol interfaces shall conform to the applicable industry standard technical references.
- 11.4.6 BellSouth shall set message screening parameters to accept messages from Megagate local or tandem switching systems destined to any signaling point in the BellSouth SS7 network with which the Megagate switching system has a valid signaling relationship.
- 11.5 Rates. The Parties shall institute a “bill and keep” compensation plan under which neither Party will charge the other Party recurring and nonrecurring charges as set forth in Exhibit A for CCS7 signaling messages associated with Local Traffic and ISP-Bound Traffic. The portion of CCS7 signaling messages utilized for Local Traffic and ISP-Bound Traffic, which are subject to bill and keep in accordance with this section, shall be determined based upon the application of the applicable signaling factors set forth in BellSouth’s Jurisdictional Factors Reporting Guide. The remaining portion of the CCS7 signaling messages, signaling ports, and signaling links, i.e. the portion associated with interLATA calls and with intraLATA calls delivered over switched access facilities, shall be billed in accordance with the applicable BellSouth intrastate Access Services Tariff and BellSouth’s FCC No. 1 Tariff for switched access services.

Basic Architecture

Exhibit B

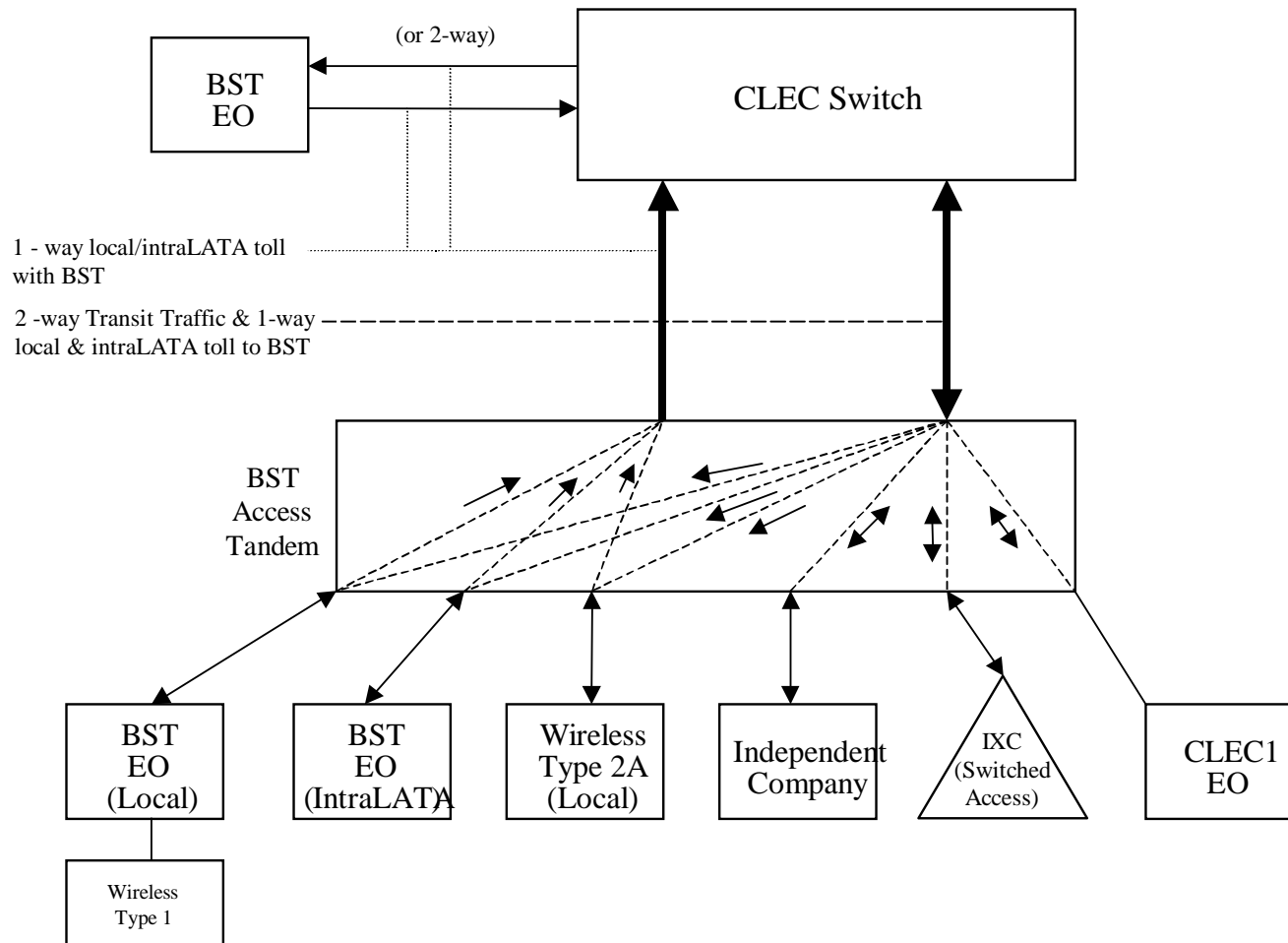


Exhibit C

One-Way Architecture

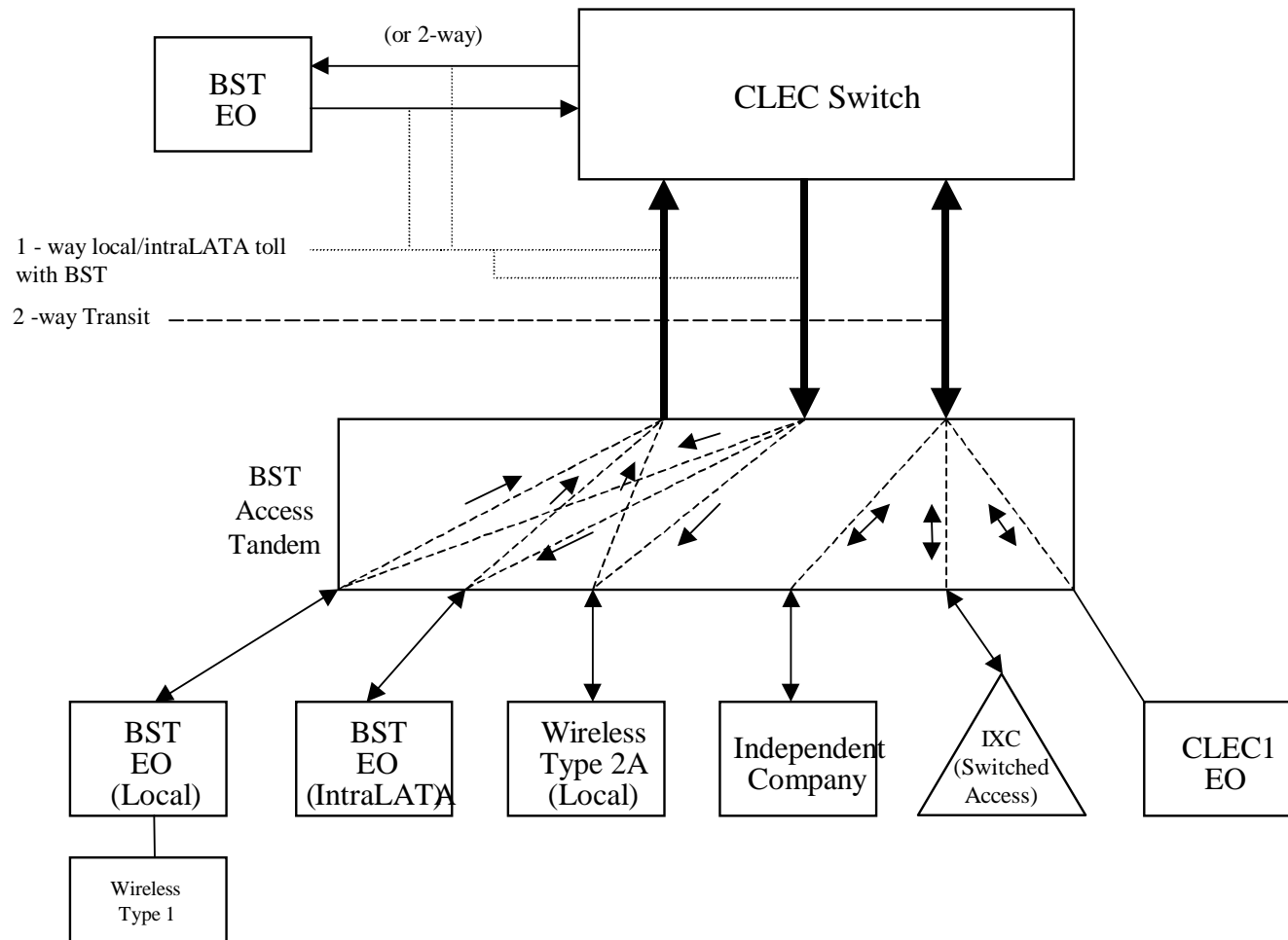


Exhibit D

Two-Way Architecture

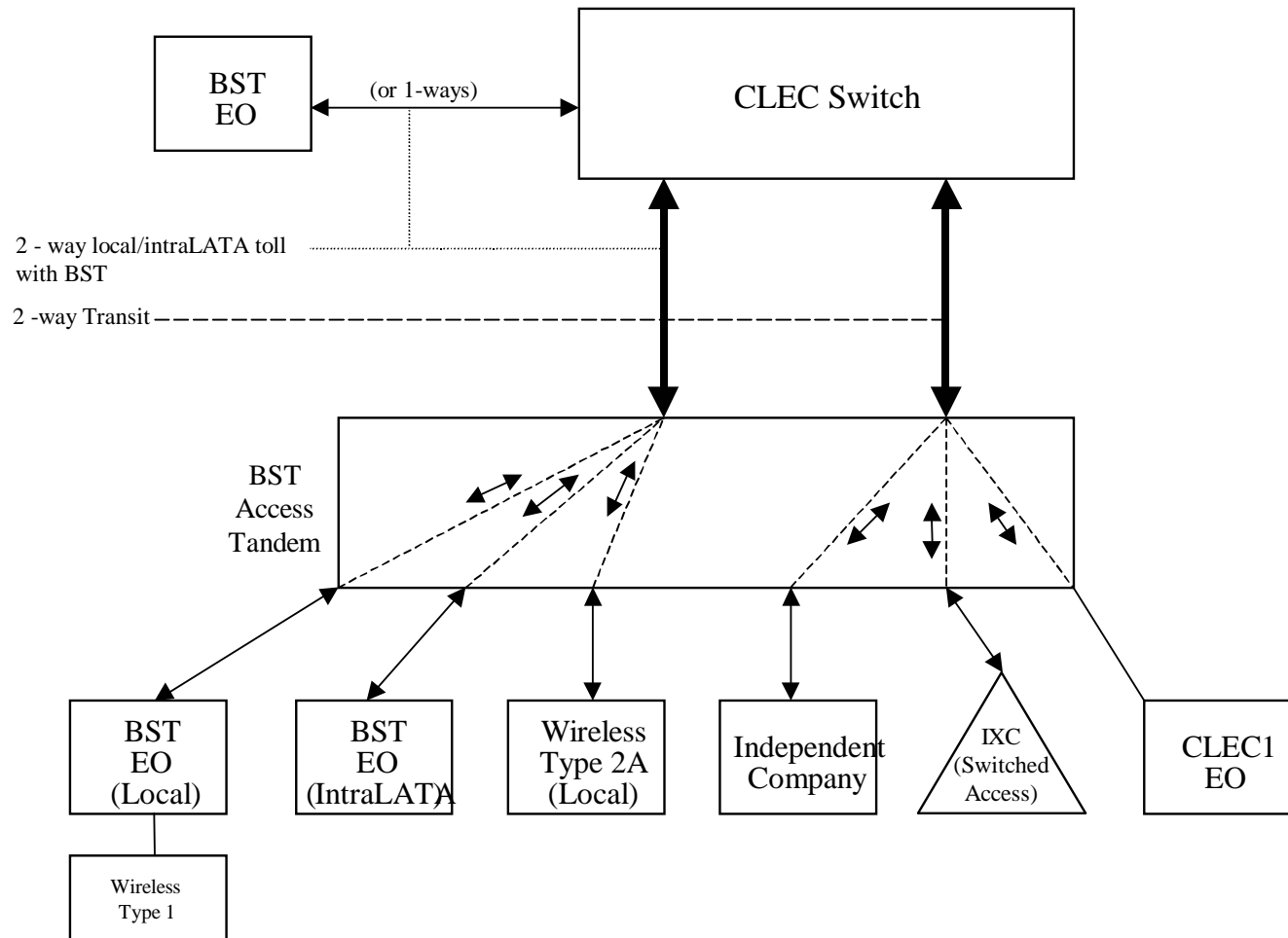
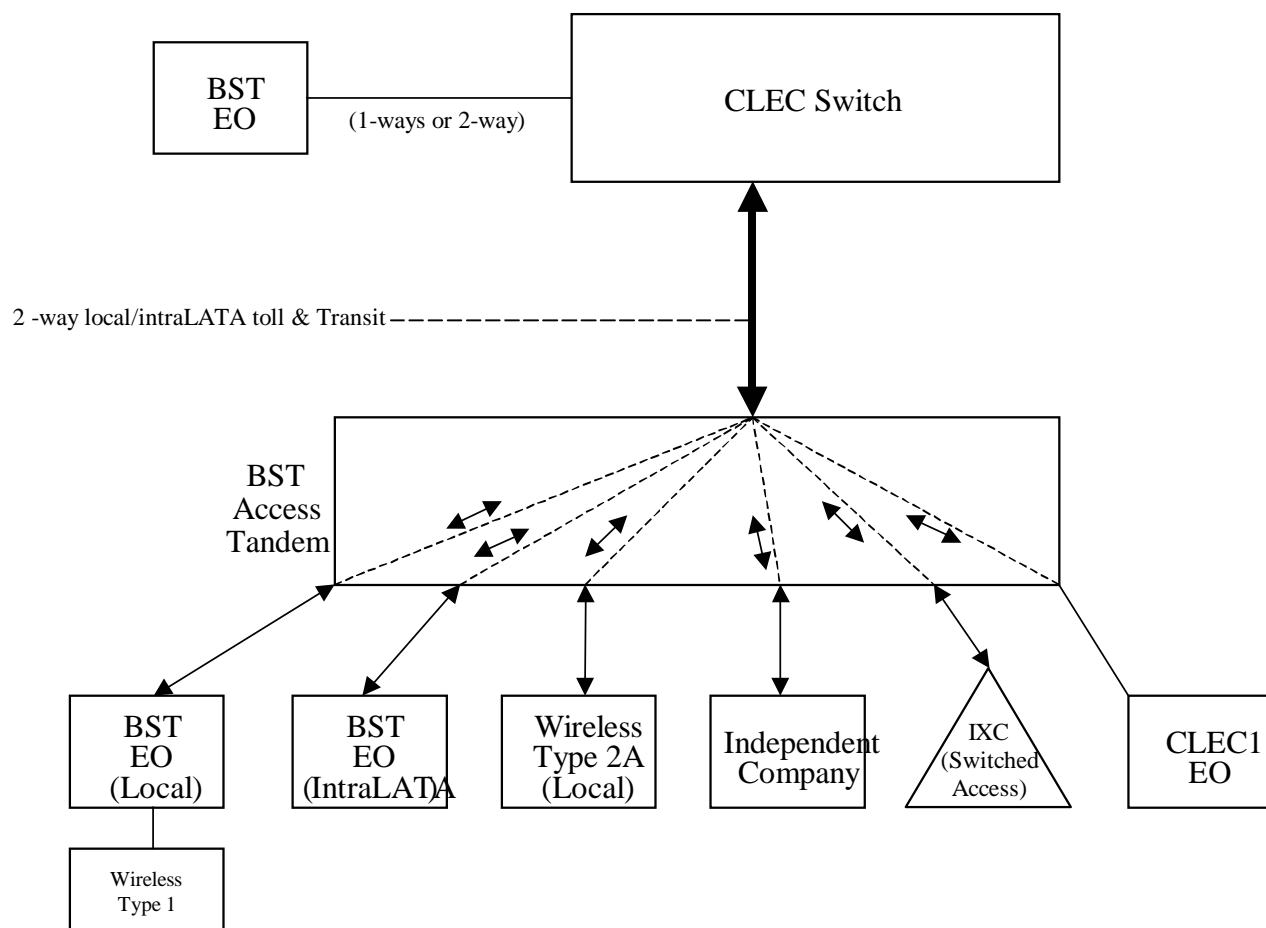


Exhibit E

Supergroup Architecture



| LOCAL INTERCONNECTION - Alabama | | | | | | | | | | | Attachment: 3 Exh A | | | | | | |
|---|---|---------|------|------------|-------------|-----------|--------------|--------|-------------------------|----------------------------------|--------------------------------------|---|---|--|--|-------|--|
| CATEGORY | RATE ELEMENTS | Interim | Zone | BCS | USOC | RATES(\$) | | | | Svc Order Submitted Elec per LSR | Svc Order Submitted Manually per LSR | Incremental Charge - Manual Svc Order vs. Electronic- 1st | Incremental Charge - Manual Svc Order vs. Electronic- Add'l | Incremental Charge - Manual Svc Order vs. Electronic- Disc 1st | Incremental Charge - Manual Svc Order vs. Electronic- Disc Add'l | | |
| | | | | | | Rec | Nonrecurring | | Nonrecurring Disconnect | | OSS Rates(\$) | | | | | | |
| | | | | | | | First | Add'l | First | Add'l | SOME C | SOMAN | SOMAN | SOMAN | SOMAN | SOMAN | |
| LOCAL INTERCONNECTION (CALL TRANSPORT AND TERMINATION) | | | | | | | | | | | | | | | | | |
| NOTE: "bk" beside a rate indicates that the Parties have agreed to bill and keep for that element pursuant to the terms and conditions in Attachment 3. | | | | | | | | | | | | | | | | | |
| TANDEM SWITCHING | | | | | | | | | | | | | | | | | |
| | Tandem Switching Function Per MOU | | | | 0.0004980bk | | | | | | | | | | | | |
| | Multiple Tandem Switching, per MOU (applies to intial tandem only) | | | | 0.000498 | | | | | | | | | | | | |
| | Tandem Intermediary Charge, per MOU* | | | | 0.0025 | | | | | | | | | | | | |
| * This charge is applicable only to transit traffic and is applied in addition to applicable switching and/or interconnection charges. | | | | | | | | | | | | | | | | | |
| TRUNK CHARGE | | | | | | | | | | | | | | | | | |
| | Installation Trunk Side Service - per DS0 | | | OHD | TPP6X | | 21.56 | 8.12 | | | | | | | | | |
| | Installation Trunk Side Service - per DS0 | | | OHD | TPP9X | | 21.56 | 8.12 | | | | | | | | | |
| | Dedicated End Office Trunk Port Service-per DS0** | | | OHD | TDEOP | 0.00 | | | | | | | | | | | |
| | Dedicated End Office Trunk Port Service-per DS1** | | | OH1 OH1MS | TDE1P | 0.00 | | | | | | | | | | | |
| | Dedicated Tandem Trunk Port Service-per DS0** | | | OHD | TDWOP | 0.00 | | | | | | | | | | | |
| | Dedicated Tandem Trunk Port Service-per DS1** | | | OH1 OH1MS | TDW1P | 0.00 | | | | | | | | | | | |
| ** This rate element is recovered on a per MOU basis and is included in the End Office Switching and Tandem Switching, per MOU rate elements | | | | | | | | | | | | | | | | | |
| COMMON TRANSPORT (Shared) | | | | | | | | | | | | | | | | | |
| | Common Transport - Per Mile, Per MOU | | | | 0.0000023bk | | | | | | | | | | | | |
| | Common Transport - Facilities Termination Per MOU | | | | 0.0003224bk | | | | | | | | | | | | |
| LOCAL INTERCONNECTION (DEDICATED TRANSPORT) | | | | | | | | | | | | | | | | | |
| INTEROFFICE CHANNEL - DEDICATED TRANSPORT | | | | | | | | | | | | | | | | | |
| | Interoffice Channel - Dedicated Transport - 2-Wire Voice Grade - Per Mile per month | | | OHM | 1L5NF | 0.008838 | | | | | | | | | | | |
| | Interoffice Channel - Dedicated Transport- 2- Wire Voice Grade - Facility Termination per month | | | OHM | 1L5NF | 21.13 | 40.54 | 27.41 | 16.74 | 6.90 | | | | | | | |
| | Interoffice Channel - Dedicated Transport - 56 kbps - per mile per month | | | OHM | 1L5NK | 0.008838 | | | | | | | | | | | |
| | Interoffice Channel - Dedicated Transport - 56 kbps - Facility Termination per month | | | OHM | 1L5NK | 15.12 | 40.54 | 27.41 | 16.74 | 6.90 | | | | | | | |
| | Interoffice Channel - Dedicated Transport - 64 kbps - per mile per month | | | OHM | 1L5NK | 0.008838 | | | | | | | | | | | |
| | Interoffice Channel - Dedicated Transport - 64 kbps - Facility Termination per month | | | OHM | 1L5NK | 15.12 | 40.54 | 27.41 | 16.74 | 6.90 | | | | | | | |
| | Interoffice Channel - Dedicated Channel - DS1 - Per Mile per month | | | OH1, OH1MS | 1L5NL | 0.18 | | | | | | | | | | | |
| | Interoffice Channel - Dedicated Tranport - DS1 - Facility Termination per month | | | OH1, OH1MS | 1L5NL | 60.16 | 89.27 | 81.81 | 16.35 | 14.44 | | | | | | | |
| | Interoffice Channel - Dedicated Transport - DS3 - Per Mile per month | | | OH3, OH3MS | 1L5NM | 4.09 | | | | | | | | | | | |
| | Interoffice Channel - Dedicated Transport - DS3 - Facility Termination per month | | | OH3, OH3MS | 1L5NM | 703.52 | 278.75 | 162.76 | 60.20 | 58.46 | | | | | | | |
| LOCAL CHANNEL - DEDICATED TRANSPORT | | | | | | | | | | | | | | | | | |
| | Local Channel - Dedicated - 2-Wire Voice Grade per month | | | OHM | TEFV2 | 13.97 | 193.10 | 33.17 | 36.64 | 3.20 | | | | | | | |
| | Local Channel - Dedicated - 4-Wire Voice Grade per month | | | OHM | TEFV4 | 14.93 | 193.53 | 33.60 | 37.11 | 3.67 | | | | | | | |
| | Local Channel - Dedicated - DS1 per month | | | OH1 | TEFHG | 35.76 | 177.47 | 153.72 | 22.19 | 15.26 | | | | | | | |
| | Local Channel - Dedicated - DS3 Facility Termination per month | | | OH3 | TEFHJ | 416.54 | 451.52 | 263.94 | 119.49 | 83.58 | | | | | | | |
| LOCAL INTERCONNECTION MID-SPAN MEET | | | | | | | | | | | | | | | | | |
| | Local Channel - Dedicated - DS1 per month | | | OH1MS | TEFHG | 0.00 | 0.00 | | | | | | | | | | |
| | Local Channel - Dedicated - DS3 per month | | | OH3MS | TEFHJ | 0.00 | 0.00 | | | | | | | | | | |
| MULTIPLEXERS | | | | | | | | | | | | | | | | | |
| | Channelization - DS1 to DS0 Channel System | | | OH1, OH1MS | SATN1 | 101.06 | 91.04 | 62.57 | 10.54 | 9.79 | | | | | | | |
| | DS3 to DS1 Channel System per month | | | OH3, OH3MS | SATNS | 166.13 | 178.14 | 93.97 | 33.26 | 31.63 | | | | | | | |
| | DS3 Interface Unit (DS1 COC) per month | | | OH1, OH1MS | SATCO | 12.70 | 6.58 | 4.72 | | | | | | | | | |
| SIGNALING (CCS7) | | | | | | | | | | | | | | | | | |
| NOTE: "bk" beside a rate indicates that the Parties have agreed to bill and keep for that element pursuant to the terms and conditions in Attachment 3. | | | | | | | | | | | | | | | | | |
| | CCS7 Signaling Termination, Per STP Port | | | UDB | PT8SX | 130.83 | | | | | | | | | | | |
| | CCS7 Signaling Connection, Per DS1 level link (A link) | | | UDB | TPP6A | 15.46 | 35.53 | 35.53 | 16.44 | 16.44 | | | | | | | |
| | CCS7 Signaling Connection, Per DS3 level link (A link) | | | UDB | TPP9A | 15.46 | 35.53 | 35.53 | 16.44 | 16.44 | | | | | | | |
| | CCS7 Signaling Connection, Per DS1 level link (B link) (also known as D link) | | | UDB | TPP6B | 15.46 | 35.53 | 35.53 | 16.44 | 16.44 | | | | | | | |
| | CCS7 Signaling Connection, Per DS3 level link (B link) (also known as D link) | | | UDB | TPP9B | 15.46 | 35.53 | 35.53 | 16.44 | 16.44 | | | | | | | |

| LOCAL INTERCONNECTION - Alabama | | | | | | | | | | | | Attachment: 3 Exh A | | | | | |
|---|--|---|---------|------|-----|-------|-------------|--------------|-------|-------------------------|----------------------------------|--------------------------------------|--|--|---|---|--|
| CATEGORY | | RATE ELEMENTS | Interim | Zone | BCS | USOC | RATES(\$) | | | | Svc Order Submitted Elec per LSR | Svc Order Submitted Manually per LSR | Incremental Charge - Manual Svc Order vs. Electronic-1st | Incremental Charge - Manual Svc Order vs. Electronic-Add'l | Incremental Charge - Manual Svc Order vs. Electronic-Disc 1st | Incremental Charge - Manual Svc Order vs. Electronic-Disc Add'l | |
| | | | | | | | Rec | Nonrecurring | | Nonrecurring Disconnect | | | | | | | |
| | | | | | | | First | Add'l | First | Add'l | SOMECH | SOMAN | SOMAN | SOMAN | SOMAN | SOMAN | |
| | | CCS7 Signaling Connection, Switched access service, interface groups, transmissiom paths 6 DS1 level path with bit stream signaling | | | UDB | TPP6X | 15.46 | 35.53 | 35.53 | 16.44 | 16.44 | | | | | | |
| | | CCS7 Signaling Connection, Switched access service, interface groups, transmissiom paths 9 DS3 level path with bit stream signaling | | | UDB | TPP9X | 15.46 | 35.53 | 35.53 | 16.44 | 16.44 | | | | | | |
| | | CCS7 Signaling Usage Surrogate, per link per LATA | | | UDB | STU56 | 650.33 | | | | | | | | | | |
| | | CCS7 Signaling Point Code, per Originating Point Code Establishment or Change, per STP affected | | | UDB | CCAPO | | 29.01 | 29.01 | 35.57 | 35.57 | | | | | | |
| | | CCS7 Signaling Usage, Per TCAP Message | | | | | 0.0000569bk | | | | | | | | | | |
| | | CCS7 Signaling Usage, Per ISUP Message | | | | | 0.0000142bk | | | | | | | | | | |
| Notes: If no rate is identified in the contract, the rates, terms, and conditions for the specific service or function will be as set forth in applicable BellSouth tariff. | | | | | | | | | | | | | | | | | |

| LOCAL INTERCONNECTION - Florida | | | | | | | | | | | Attachment: 3 Exh A | | | | | |
|---|---|---------|------|------------|-------|-------------|--------------|--------|-------------------------|----------------------------------|--------------------------------------|--|--|---|---|--|
| CATEGORY | RATE ELEMENTS | Interim | Zone | BCS | USOC | RATES(\$) | | | | Svc Order Submitted Elec per LSR | Svc Order Submitted Manually per LSR | Incremental Charge - Manual Svc Order vs. Electronic-1st | Incremental Charge - Manual Svc Order vs. Electronic-Add'l | Incremental Charge - Manual Svc Order vs. Electronic-Disc 1st | Incremental Charge - Manual Svc Order vs. Electronic-Disc Add'l | |
| | | | | | | Rec | Nonrecurring | | Nonrecurring Disconnect | | OSS Rates(\$) | | | | | |
| | | | | | | | First | Add'l | First | Add'l | SOME C | SOMAN | SOMAN | SOMAN | SOMAN | |
| LOCAL INTERCONNECTION (CALL TRANSPORT AND TERMINATION) | | | | | | | | | | | | | | | | |
| NOTE: "bk" beside a rate indicates that the Parties have agreed to bill and keep for that element pursuant to the terms and conditions in Attachment 3. | | | | | | | | | | | | | | | | |
| TANDEM SWITCHING | | | | | | | | | | | | | | | | |
| | Tandem Switching Function Per MOU | | | | | 0.0006019bk | | | | | | | | | | |
| | Multiple Tandem Switching, per MOU (applies to initial tandem only) | | | | | 0.0006019 | | | | | | | | | | |
| | Tandem Intermediary Charge, per MOU* | | | | | 0.0025 | | | | | | | | | | |
| * This charge is applicable only to transit traffic and is applied in addition to applicable switching and/or interconnection charges. | | | | | | | | | | | | | | | | |
| TRUNK CHARGE | | | | | | | | | | | | | | | | |
| | Installation Trunk Side Service - per DS0 | | | OHD | TPP6X | | 21.73 | 8.19 | | | | | | | | |
| | Installation Trunk Side Service - per DS0 | | | OHD | TPP9X | | 21.73 | 8.19 | | | | | | | | |
| | Dedicated End Office Trunk Port Service-per DS0** | | | OHD | TDEOP | 0.00 | | | | | | | | | | |
| | Dedicated End Office Trunk Port Service-per DS1** | | | OH1 OH1MS | TDE1P | 0.00 | | | | | | | | | | |
| | Dedicated Tandem Trunk Port Service-per DS0** | | | OHD | TDWOP | 0.00 | | | | | | | | | | |
| | Dedicated Tandem Trunk Port Service-per DS1** | | | OH1 OH1MS | TDW1P | 0.00 | | | | | | | | | | |
| ** This rate element is recovered on a per MOU basis and is included in the End Office Switching and Tandem Switching, per MOU rate elements | | | | | | | | | | | | | | | | |
| COMMON TRANSPORT (Shared) | | | | | | | | | | | | | | | | |
| | Common Transport - Per Mile, Per MOU | | | | | 0.0000035bk | | | | | | | | | | |
| | Common Transport - Facilities Termination Per MOU | | | | | 0.0004372bk | | | | | | | | | | |
| LOCAL INTERCONNECTION (DEDICATED TRANSPORT) | | | | | | | | | | | | | | | | |
| INTEROFFICE CHANNEL - DEDICATED TRANSPORT | | | | | | | | | | | | | | | | |
| | Interoffice Channel - Dedicated Transport - 2-Wire Voice Grade - Per Mile per month | | | OHM | 1L5NF | 0.0091 | | | | | | | | | | |
| | Interoffice Channel - Dedicated Transport- 2- Wire Voice Grade - Facility Termination per month | | | OHM | 1L5NF | 25.32 | 47.35 | 31.78 | 18.31 | 7.03 | | | | | | |
| | Interoffice Channel - Dedicated Transport - 56 kbps - per mile per month | | | OHM | 1L5NK | 0.0091 | | | | | | | | | | |
| | Interoffice Channel - Dedicated Transport - 56 kbps - Facility Termination per month | | | OHM | 1L5NK | 18.44 | 47.35 | 31.78 | 18.31 | 7.03 | | | | | | |
| | Interoffice Channel - Dedicated Transport - 64 kbps - per mile per month | | | OHM | 1L5NK | 0.0091 | | | | | | | | | | |
| | Interoffice Channel - Dedicated Transport - 64 kbps - Facility Termination per month | | | OHM | 1L5NK | 18.44 | 47.35 | 31.78 | 18.31 | 7.03 | | | | | | |
| | Interoffice Channel - Dedicated Channel - DS1 - Per Mile per month | | | OH1, OH1MS | 1L5NL | 0.1856 | | | | | | | | | | |
| | Interoffice Channel - Dedicated Tranport - DS1 - Facility Termination per month | | | OH1, OH1MS | 1L5NL | 88.44 | 105.54 | 98.47 | 21.47 | 19.05 | | | | | | |
| | Interoffice Channel - Dedicated Transport - DS3 - Per Mile per month | | | OH3, OH3MS | 1L5NM | 3.87 | | | | | | | | | | |
| | Interoffice Channel - Dedicated Transport - DS3 - Facility Termination per month | | | OH3, OH3MS | 1L5NM | 1,071.00 | 335.46 | 219.28 | 72.03 | 70.56 | | | | | | |
| LOCAL CHANNEL - DEDICATED TRANSPORT | | | | | | | | | | | | | | | | |
| | Local Channel - Dedicated - 2-Wire Voice Grade per month | | | OHM | TEFV2 | 19.66 | 265.84 | 46.97 | 37.63 | 4.00 | | | | | | |
| | Local Channel - Dedicated - 4-Wire Voice Grade per month | | | OHM | TEFV4 | 20.45 | 266.54 | 47.67 | 44.22 | 5.33 | | | | | | |
| | Local Channel - Dedicated - DS1 per month | | | OH1 | TEFHG | 36.49 | 216.65 | 183.54 | 24.30 | 16.95 | | | | | | |
| | Local Channel - Dedicated - DS3 Facility Termination per month | | | OH3 | TEFHJ | 531.91 | 556.37 | 343.01 | 139.13 | 96.84 | | | | | | |
| LOCAL INTERCONNECTION MID-SPAN MEET | | | | | | | | | | | | | | | | |
| | Local Channel - Dedicated - DS1 per month | | | OH1MS | TEFHG | 0.00 | 0.00 | | | | | | | | | |
| | Local Channel - Dedicated - DS3 per month | | | OH3MS | TEFHJ | 0.00 | 0.00 | | | | | | | | | |
| MULTIPLEXERS | | | | | | | | | | | | | | | | |
| | Channelization - DS1 to DS0 Channel System | | | OH1, OH1MS | SATN1 | 146.77 | 101.42 | 71.62 | 11.09 | 10.49 | | | | | | |
| | DS3 to DS1 Channel System per month | | | OH3, OH3MS | SATNS | 211.19 | 199.28 | 118.64 | 40.34 | 39.07 | | | | | | |
| | DS3 Interface Unit (DS1 COC) per month | | | OH1, OH1MS | SATCO | 13.76 | 10.07 | 7.08 | | | | | | | | |
| SIGNALING (CCS7) | | | | | | | | | | | | | | | | |
| NOTE: "bk" beside a rate indicates that the Parties have agreed to bill and keep for that element pursuant to the terms and conditions in Attachment 3. | | | | | | | | | | | | | | | | |
| | CCS7 Signaling Termination, Per STP Port | | | UDB | PT8SX | 135.05 | | | | | | | | | | |
| | CCS7 Signaling Connection, Per DS1 level link (A link) | | | UDB | TPP6A | 17.93 | 43.57 | 43.57 | 18.31 | 18.31 | | | | | | |
| | CCS7 Signaling Connection, Per DS3 level link (A link) | | | UDB | TPP9A | 17.93 | 43.57 | 43.57 | 18.31 | 18.31 | | | | | | |
| | CCS7 Signaling Connection, Switched access service, interface groups, transmission paths 6 DS1 level path with bit stream signaling | | | UDB | TPP6X | 17.93 | 43.57 | 43.57 | 18.31 | 18.31 | | | | | | |

| LOCAL INTERCONNECTION - Florida | | | | | | | | | | | | | Attachment: 3 Exh A | | | | |
|---|---------------|---------|------|-----|-------|-------------|----------------------------------|--------------------------------------|--|--|---|---|---------------------|-------|-------|-------|--|
| CATEGORY | RATE ELEMENTS | Interim | Zone | BCS | USOC | RATES(\$) | Svc Order Submitted Elec per LSR | Svc Order Submitted Manually per LSR | Incremental Charge - Manual Svc Order vs. Electronic-1st | Incremental Charge - Manual Svc Order vs. Electronic-Add'l | Incremental Charge - Manual Svc Order vs. Electronic-Disc 1st | Incremental Charge - Manual Svc Order vs. Electronic-Disc Add'l | | | | | |
| | | | | | | | | | | | | | | | | | |
| | | | | | | Rec | Nonrecurring | | Nonrecurring Disconnect | | OSS Rates(\$) | | | | | | |
| | | | | | | | First | Add'l | First | Add'l | SOMEK | SOMAN | SOMAN | SOMAN | SOMAN | SOMAN | |
| | | | | UDB | TPP6B | 17.93 | 43.57 | 43.57 | 18.31 | 18.31 | | | | | | | |
| | | | | UDB | TPP9B | 17.93 | 43.57 | 43.57 | 18.31 | 18.31 | | | | | | | |
| | | | | UDB | TPP9X | 17.93 | 43.57 | 43.57 | 18.31 | 18.31 | | | | | | | |
| | | | | UDB | STU56 | 694.32 | | | | | | | | | | | |
| | | | | UDB | CCAPO | | 46.03 | 46.03 | 46.03 | 46.03 | | | | | | | |
| | | | | | | 0.0000607bk | | | | | | | | | | | |
| | | | | | | 0.0000152bk | | | | | | | | | | | |
| Notes: If no rate is identified in the contract, the rates, terms, and conditions for the specific service or function will be as set forth in applicable BellSouth tariff. | | | | | | | | | | | | | | | | | |

| LOCAL INTERCONNECTION - Georgia | | | | | | | | | | | Attachment: 3 Exh A | | | | | | | | |
|---|---|--|--|--|---------|------|------------|-------|-------------|--------------|----------------------------------|--------------------------------------|---|---|--|--|-------|-------|-------|
| CATEGORY | RATE ELEMENTS | | | | Interim | Zone | BCS | USOC | RATES(\$) | | Svc Order Submitted Elec per LSR | Svc Order Submitted Manually per LSR | Incremental Charge - Manual Svc Order vs. Electronic- 1st | Incremental Charge - Manual Svc Order vs. Electronic- Add'l | Incremental Charge - Manual Svc Order vs. Electronic- Disc 1st | Incremental Charge - Manual Svc Order vs. Electronic- Disc Add'l | | | |
| | | | | | | | | | Rec | Nonrecurring | | Nonrecurring Disconnect | | OSS Rates(\$) | | | | | |
| | | | | | | | | | | First | Add'l | First | Add'l | SOME C | SOMAN | SOMAN | SOMAN | SOMAN | SOMAN |
| LOCAL INTERCONNECTION (CALL TRANSPORT AND TERMINATION) | | | | | | | | | | | | | | | | | | | |
| NOTE: "bk" beside a rate indicates that the Parties have agreed to bill and keep for that element pursuant to the terms and conditions in Attachment 3. | | | | | | | | | | | | | | | | | | | |
| TANDEM SWITCHING | | | | | | | | | | | | | | | | | | | |
| | Tandem Switching Function Per MOU | | | | | | | | 0.0004086bk | | | | | | | | | | |
| | Multiple Tandem Switching, per MOU (applies to initial tandem only) | | | | | | | | 0.0004086 | | | | | | | | | | |
| | Tandem Intermediary Charge, per MOU* | | | | | | | | 0.0025 | | | | | | | | | | |
| * This charge is applicable only to transit traffic and is applied in addition to applicable switching and/or interconnection charges. | | | | | | | | | | | | | | | | | | | |
| TRUNK CHARGE | | | | | | | | | | | | | | | | | | | |
| | Installation Trunk Side Service - per DS0 | | | | | | OHD | TPP6X | | 21.53 | 8.11 | | | | | | | | |
| | Installation Trunk Side Service - per DS0 | | | | | | OHD | TPP9X | | 21.53 | 8.11 | | | | | | | | |
| | Dedicated End Office Trunk Port Service-per DS0** | | | | | | OHD | TDEOP | 0.00 | | | | | | | | | | |
| | Dedicated End Office Trunk Port Service-per DS1** | | | | | | OH1 OH1MS | TDE1P | 0.00 | | | | | | | | | | |
| | Dedicated Tandem Trunk Port Service-per DS0** | | | | | | OHD | TDWOP | 0.00 | | | | | | | | | | |
| | Dedicated Tandem Trunk Port Service-per DS1** | | | | | | OH1 OH1MS | TDW1P | 0.00 | | | | | | | | | | |
| ** This rate element is recovered on a per MOU basis and is included in the End Office Switching and Tandem Switching, per MOU rate elements | | | | | | | | | | | | | | | | | | | |
| COMMON TRANSPORT (Shared) | | | | | | | | | | | | | | | | | | | |
| | Common Transport - Per Mile, Per MOU | | | | | | | | 0.0000027bk | | | | | | | | | | |
| | Common Transport - Facilities Termination Per MOU | | | | | | | | 0.0001914bk | | | | | | | | | | |
| LOCAL INTERCONNECTION (DEDICATED TRANSPORT) | | | | | | | | | | | | | | | | | | | |
| INTEROFFICE CHANNEL - DEDICATED TRANSPORT | | | | | | | | | | | | | | | | | | | |
| | Interoffice Channel - Dedicated Transport - 2-Wire Voice Grade - Per Mile per month | | | | | | OHM | 1L5NF | 0.0057 | | | | | | | | | | |
| | Interoffice Channel - Dedicated Transport- 2- Wire Voice Grade - Facility Termination per month | | | | | | OHM | 1L5NF | 12.87 | 48.455 | 19.48 | 16.575 | 4.995 | | | | | | |
| | Interoffice Channel - Dedicated Transport - 56 kbps - per mile per month | | | | | | OHM | 1L5NK | 0.0057 | | | | | | | | | | |
| | Interoffice Channel - Dedicated Transport - 56 kbps - Facility Termination per month | | | | | | OHM | 1L5NK | 7.83 | 48.455 | 19.48 | 16.575 | 4.995 | | | | | | |
| | Interoffice Channel - Dedicated Transport - 64 kbps - per mile per month | | | | | | OHM | 1L5NK | 0.0057 | | | | | | | | | | |
| | Interoffice Channel - Dedicated Transport - 64 kbps - Facility Termination per month | | | | | | OHM | 1L5NK | 7.83 | 48.455 | 19.48 | 16.575 | 4.995 | | | | | | |
| | Interoffice Channel - Dedicated Channel - DS1 - Per Mile per month | | | | | | OH1, OH1MS | 1L5NL | 0.1154 | | | | | | | | | | |
| | Interoffice Channel - Dedicated Tranport - DS1 - Facility Termination per month | | | | | | OH1, OH1MS | 1L5NL | 34.19 | 111.025 | 80.28 | 31.355 | 21.73 | | | | | | |
| | Interoffice Channel - Dedicated Transport - DS3 - Per Mile per month | | | | | | OH3, OH3MS | 1L5NM | 2.53 | | | | | | | | | | |
| | Interoffice Channel - Dedicated Transport - DS3 - Facility Termination per month | | | | | | OH3, OH3MS | 1L5NM | 342.02 | 320.47 | 86.32 | 66.77 | 52.81 | | | | | | |
| LOCAL CHANNEL - DEDICATED TRANSPORT | | | | | | | | | | | | | | | | | | | |
| | Local Channel - Dedicated - 2-Wire Voice Grade per month | | | | | | OHM | TEFV2 | 7.74 | 121.065 | 53.295 | 46.395 | 13.365 | | | | | | |
| | Local Channel - Dedicated - 4-Wire Voice Grade per month | | | | | | OHM | TEFV4 | 8.72 | 125.62 | 54.43 | 46.395 | 13.365 | | | | | | |
| | Local Channel - Dedicated - DS1 per month | | | | | | OH1 | TEFHG | 18.47 | 149.46 | 111.195 | 40.355 | 26.115 | | | | | | |
| | Local Channel - Dedicated - DS3 Facility Termination per month | | | | | | OH3 | TEFHJ | 147.01 | 445.01 | 145.18 | 112.905 | 75.88 | | | | | | |
| LOCAL INTERCONNECTION MID-SPAN MEET | | | | | | | | | | | | | | | | | | | |
| | Local Channel - Dedicated - DS1 per month | | | | | | OH1MS | TEFHG | 0.00 | 0.00 | | | | | | | | | |
| | Local Channel - Dedicated - DS3 per month | | | | | | OH3MS | TEFHJ | 0.00 | 0.00 | | | | | | | | | |
| MULTIPLEXERS | | | | | | | | | | | | | | | | | | | |
| | Channelization - DS1 to DS0 Channel System | | | | | | OH1, OH1MS | SATN1 | 69.75 | 105.675 | 41.585 | 23.75 | 4.19 | | | | | | |
| | DS3 to DS1 Channel System per month | | | | | | OH3, OH3MS | SATNS | 121.90 | 224.475 | 71.83 | 40.005 | 31.065 | | | | | | |
| | DS3 Interface Unit (DS1 COC) per month | | | | | | OH1, OH1MS | SATCO | 7.35 | 15.805 | 11.385 | 6.605 | 6.605 | | | | | | |
| SIGNALING (CCS7) | | | | | | | | | | | | | | | | | | | |
| NOTE: "bk" beside a rate indicates that the Parties have agreed to bill and keep for that element pursuant to the terms and conditions in Attachment 3. | | | | | | | | | | | | | | | | | | | |
| | CCS7 Signaling Connection, Per 56Kbps Facility A-Link DS1 | | | | | | UDB | TPP6A | 17.05 | 131.96 | 131.96 | 16.91 | 16.91 | | | | | | |
| | CCS7 Signaling Connection, Per 56Kbps Facility A-Link DS3 | | | | | | UDB | TPP9A | 17.05 | 131.96 | 131.96 | 16.91 | 16.91 | | | | | | |
| | CCS7 Signaling Connection, Per 56Kbps Facility B-Link DS1 | | | | | | UDB | TPP6B | 17.05 | 131.96 | 131.96 | 16.91 | 16.91 | | | | | | |
| | CCS7 Signaling Connection, Per 56Kbps Facility B-Link DS3 | | | | | | UDB | TPP9B | 17.05 | 131.96 | 131.96 | 16.91 | 16.91 | | | | | | |
| | CCS7 Signaling Connection, Switched access service, interface groups, transmission paths 6 DS1 level path with bit stream signaling | | | | | | UDB | TPP6X | 17.05 | 34.77 | 34.77 | 16.91 | 16.91 | | | | | | |

| LOCAL INTERCONNECTION - Georgia | | | | | | | | | | | | | Attachment: 3 Exh A | | | | | | | |
|---------------------------------|---------------|--|--|--|--|---------|------|-----|------|-----------|----------------------------------|--------------------------------------|--|--|---|---|-------|-------|-------|-------|
| CATEGORY | RATE ELEMENTS | | | | | Interim | Zone | BCS | USOC | RATES(\$) | Svc Order Submitted Elec per LSR | Svc Order Submitted Manually per LSR | Incremental Charge - Manual Svc Order vs. Electronic-1st | Incremental Charge - Manual Svc Order vs. Electronic-Add'l | Incremental Charge - Manual Svc Order vs. Electronic-Disc 1st | Incremental Charge - Manual Svc Order vs. Electronic-Disc Add'l | | | | |
| | | | | | | | | | | | | | | | | | | | | |
| | | | | | | | | | | Rec | Nonrecurring | | Nonrecurring Disconnect | | OSS Rates(\$) | | | | | |
| | | | | | | | | | | | First | Add'l | First | Add'l | SOMEc | SOMAN | SOMAN | SOMAN | SOMAN | SOMAN |
| | | | | | | | | | | | | | | | | | | | | |
| | | | | | | | | | | | | | | | | | | | | |
| | | | | | | | | | | | | | | | | | | | | |
| | | | | | | | | | | | | | | | | | | | | |
| | | | | | | | | | | | | | | | | | | | | |
| | | | | | | | | | | | | | | | | | | | | |
| | | | | | | | | | | | | | | | | | | | | |
| | | | | | | | | | | | | | | | | | | | | |
| | | | | | | | | | | | | | | | | | | | | |
| | | | | | | | | | | | | | | | | | | | | |
| | | | | | | | | | | | | | | | | | | | | |
| | | | | | | | | | | | | | | | | | | | | |
| | | | | | | | | | | | | | | | | | | | | |
| | | | | | | | | | | | | | | | | | | | | |
| | | | | | | | | | | | | | | | | | | | | |
| | | | | | | | | | | | | | | | | | | | | |
| | | | | | | | | | | | | | | | | | | | | |
| | | | | | | | | | | | | | | | | | | | | |
| | | | | | | | | | | | | | | | | | | | | |
| | | | | | | | | | | | | | | | | | | | | |
| | | | | | | | | | | | | | | | | | | | | |
| | | | | | | | | | | | | | | | | | | | | |
| | | | | | | | | | | | | | | | | | | | | |
| | | | | | | | | | | | | | | | | | | | | |
| | | | | | | | | | | | | | | | | | | | | |
| | | | | | | | | | | | | | | | | | | | | |
| | | | | | | | | | | | | | | | | | | | | |
| | | | | | | | | | | | | | | | | | | | | |
| | | | | | | | | | | | | | | | | | | | | |
| | | | | | | | | | | | | | | | | | | | | |
| | | | | | | | | | | | | | | | | | | | | |
| | | | | | | | | | | | | | | | | | | | | |
| | | | | | | | | | | | | | | | | | | | | |
| | | | | | | | | | | | | | | | | | | | | |
| | | | | | | | | | | | | | | | | | | | | |
| | | | | | | | | | | | | | | | | | | | | |
| | | | | | | | | | | | | | | | | | | | | |
| | | | | | | | | | | | | | | | | | | | | |
| | | | | | | | | | | | | | | | | | | | | |
| | | | | | | | | | | | | | | | | | | | | |
| | | | | | | | | | | | | | | | | | | | | |
| | | | | | | | | | | | | | | | | | | | | |
| | | | | | | | | | | | | | | | | | | | | |
| | | | | | | | | | | | | | | | | | | | | |
| | | | | | | | | | | | | | | | | | | | | |
| | | | | | | | | | | | | | | | | | | | | |
| | | | | | | | | | | | | | | | | | | | | |
| | | | | | | | | | | | | | | | | | | | | |
| | | | | | | | | | | | | | | | | | | | | |
| | | | | | | | | | | | | | | | | | | | | |
| | | | | | | | | | | | | | | | | | | | | |
| | | | | | | | | | | | | | | | | | | | | |
| | | | | | | | | | | | | | | | | | | | | |
| | | | | | | | | | | | | | | | | | | | | |
| | | | | | | | | | | | | | | | | | | | | |
| | | | | | | | | | | | | | | | | | | | | |

| LOCAL INTERCONNECTION - Kentucky | | | | | | | | | | | | Attachment: 3 Exh A | | | | | |
|---|---------------|---|--|---------|------|------------|-------------|-----------|--------------|----------------------------------|--------------------------------------|---|---|--|--|-------|-------|
| CATEGORY | RATE ELEMENTS | | | Interim | Zone | BCS | USOC | RATES(\$) | | Svc Order Submitted Elec per LSR | Svc Order Submitted Manually per LSR | Incremental Charge - Manual Svc Order vs. Electronic- 1st | Incremental Charge - Manual Svc Order vs. Electronic- Add'l | Incremental Charge - Manual Svc Order vs. Electronic- Disc 1st | Incremental Charge - Manual Svc Order vs. Electronic- Disc Add'l | | |
| | | | | | | | | Rec | Nonrecurring | | Nonrecurring Disconnect | | OSS Rates(\$) | | | | |
| | | | | | | | | | First | Add'l | First | Add'l | SOMECE | SOMAN | SOMAN | SOMAN | SOMAN |
| LOCAL INTERCONNECTION (CALL TRANSPORT AND TERMINATION) | | | | | | | | | | | | | | | | | |
| NOTE: "bk" beside a rate indicates that the Parties have agreed to bill and keep for that element pursuant to the terms and conditions in Attachment 3. | | | | | | | | | | | | | | | | | |
| TANDEM SWITCHING | | | | | | | | | | | | | | | | | |
| | | Tandem Switching Function Per MOU | | | | | 0.0006772bk | | | | | | | | | | |
| | | Multiple Tandem Switching, per MOU (applies to intial tandem only) | | | | | 0.0006772 | | | | | | | | | | |
| | | Tandem Intermediary Charge, per MOU* | | | | | 0.0025 | | | | | | | | | | |
| * This charge is applicable only to transit traffic and is applied in addition to applicable switching and/or interconnection charges. | | | | | | | | | | | | | | | | | |
| TRUNK CHARGE | | | | | | | | | | | | | | | | | |
| | | Installation Trunk Side Service - per DS0 | | | | OHD | TPP6X | | 21.58 | 8.13 | | | | | | | |
| | | Installation Trunk Side Service - per DS0 | | | | OHD | TPP9X | | 21.58 | 8.13 | | | | | | | |
| | | Dedicated End Office Trunk Port Service-per DS0** | | | | OHD | TDEOP | 0.00 | | | | | | | | | |
| | | Dedicated End Office Trunk Port Service-per DS1** | | | | OH1 OH1MS | TDE1P | 0.00 | | | | | | | | | |
| | | Dedicated Tandem Trunk Port Service-per DS0** | | | | OHD | TDWOP | 0.00 | | | | | | | | | |
| | | Dedicated Tandem Trunk Port Service-per DS1** | | | | OH1 OH1MS | TDW1P | 0.00 | | | | | | | | | |
| ** This rate element is recovered on a per MOU basis and is included in the End Office Switching and Tandem Switching, per MOU rate elements | | | | | | | | | | | | | | | | | |
| COMMON TRANSPORT (Shared) | | | | | | | | | | | | | | | | | |
| | | Common Transport - Per Mile, Per MOU | | | | | 0.0000030bk | | | | | | | | | | |
| | | Common Transport - Facilities Termination Per MOU | | | | | 0.0007466bk | | | | | | | | | | |
| LOCAL INTERCONNECTION (DEDICATED TRANSPORT) | | | | | | | | | | | | | | | | | |
| INTEROFFICE CHANNEL - DEDICATED TRANSPORT | | | | | | | | | | | | | | | | | |
| | | Interoffice Channel - Dedicated Transport - 2-Wire Voice Grade - Per Mile per month | | | | OHM | 1L5NF | 0.01 | | | | | | | | | |
| | | Interoffice Channel - Dedicated Transport- 2- Wire Voice Grade - Facility Termination per month | | | | OHM | 1L5NF | 29.11 | 47.34 | 31.78 | 22.77 | 8.75 | | | | | |
| | | Interoffice Channel - Dedicated Transport - 56 kbps - per mile per month | | | | OHM | 1L5NK | 0.0115 | | | | | | | | | |
| | | Interoffice Channel - Dedicated Transport - 56 kbps - Facility Termination per month | | | | OHM | 1L5NK | 20.97 | 47.35 | 31.78 | 22.77 | 8.75 | | | | | |
| | | Interoffice Channel - Dedicated Transport - 64 kbps - per mile per month | | | | OHM | 1L5NK | 0.0115 | | | | | | | | | |
| | | Interoffice Channel - Dedicated Transport - 64 kbps - Facility Termination per month | | | | OHM | 1L5NK | 20.97 | 47.35 | 31.78 | 22.77 | 8.75 | | | | | |
| | | Interoffice Channel - Dedicated Channel - DS1 - Per Mile per month | | | | OH1, OH1MS | 1L5NL | 0.23 | | | | | | | | | |
| | | Interoffice Channel - Dedicated Tranport - DS1 - Facility Termination per month | | | | OH1, OH1MS | 1L5NL | 96.04 | 105.52 | 98.46 | 23.09 | 20.49 | | | | | |
| | | Interoffice Channel - Dedicated Transport - DS3 - Per Mile per month | | | | OH3, OH3MS | 1L5NM | 4.97 | | | | | | | | | |
| | | Interoffice Channel - Dedicated Transport - DS3 - Facility Termination per month | | | | OH3, OH3MS | 1L5NM | 1,175.15 | 335.40 | 219.24 | 89.57 | 87.75 | | | | | |
| LOCAL CHANNEL - DEDICATED TRANSPORT | | | | | | | | | | | | | | | | | |
| | | Local Channel - Dedicated - 2-Wire Voice Grade per month | | | | OHM | TEFV2 | 18.57 | 265.78 | 46.96 | 46.79 | 4.98 | | | | | |
| | | Local Channel - Dedicated - 4-Wire Voice Grade per month | | | | OHM | TEFV4 | 19.86 | 266.48 | 47.65 | 47.54 | 5.73 | | | | | |
| | | Local Channel - Dedicated - DS1 per month | | | | OH1 | TEFHG | 40.46 | 209.60 | 176.51 | 30.21 | 21.07 | | | | | |
| | | Local Channel - Dedicated - DS3 Facility Termination per month | | | | OH3 | TEFHJ | 576.05 | 551.38 | 338.08 | 173.00 | 120.42 | | | | | |
| LOCAL INTERCONNECTION MID-SPAN MEET | | | | | | | | | | | | | | | | | |
| | | Local Channel - Dedicated - DS1 per month | | | | OH1MS | TEFHG | 0.00 | 0.00 | | | | | | | | |
| | | Local Channel - Dedicated - DS3 per month | | | | OH3MS | TEFHJ | 0.00 | 0.00 | | | | | | | | |
| MULTIPLEXERS | | | | | | | | | | | | | | | | | |
| | | Channelization - DS1 to DS0 Channel System | | | | OH1, OH1MS | SATN1 | 113.33 | 101.40 | 71.60 | 13.79 | 13.04 | | | | | |
| | | DS3 to DS1 Channel System per month | | | | OH3, OH3MS | SATNS | 158.20 | 199.23 | 118.62 | 50.16 | 48.59 | | | | | |
| | | DS3 Interface Unit (DS1 COC) per month | | | | OH1, OH1MS | SATCO | 11.80 | 10.07 | 7.08 | | | | | | | |
| SIGNALING (CCS7) | | | | | | | | | | | | | | | | | |
| NOTE: "bk" beside a rate indicates that the Parties have agreed to bill and keep for that element pursuant to the terms and conditions in Attachment 3. | | | | | | | | | | | | | | | | | |
| | | CCS7 Signaling Connection, Per 56Kbps Facility A-Link DS1 | | | | UDB | TPP6A | 20.71 | 43.56 | 43.56 | 22.45 | 22.45 | | | | | |
| | | CCS7 Signaling Connection, Per 56Kbps Facility A-Link DS3 | | | | UDB | TPP9A | 20.71 | 43.56 | 43.56 | 22.45 | 22.45 | | | | | |
| | | CCS7 Signaling Connection, Per 56Kbps Facility B-Link DS1 | | | | UDB | TPP6B | 20.71 | 43.56 | 43.56 | 22.45 | 22.45 | | | | | |
| | | CCS7 Signaling Connection, Per 56Kbps Facility B-Link DS3 | | | | UDB | TPP9B | 20.71 | 43.56 | 43.56 | 22.45 | 22.45 | | | | | |
| | | CCS7 Signaling Connection, Switched access service, interface groups, transmission paths 6 DS1 level path with bit stream signaling | | | | UDB | TPP6X | 20.71 | 43.56 | 43.56 | 22.45 | 22.45 | | | | | |

| LOCAL INTERCONNECTION - Kentucky | | | | | | | | | | | | | Attachment: 3 Exh A | | | | | | |
|---|---------------|---|--|--|---------|------|-----|-------|-------------|--------------|-------|-------------------------|----------------------------------|--------------------------------------|--|--|---|---|--|
| CATEGORY | RATE ELEMENTS | | | | Interim | Zone | BCS | USOC | RATES(\$) | | | | Svc Order Submitted Elec per LSR | Svc Order Submitted Manually per LSR | Incremental Charge - Manual Svc Order vs. Electronic-1st | Incremental Charge - Manual Svc Order vs. Electronic-Add'l | Incremental Charge - Manual Svc Order vs. Electronic-Disc 1st | Incremental Charge - Manual Svc Order vs. Electronic-Disc Add'l | |
| | | | | | | | | | Rec | Nonrecurring | | Nonrecurring Disconnect | | | | | | | |
| | | | | | | | | | First | Add'l | First | Add'l | SOMECH | SOMAN | SOMAN | SOMAN | SOMAN | SOMAN | |
| | | CCS7 Signaling Connection, Switched access service, interface groups, transmission paths 9 DS3 level path with bit stream signaling | | | | | UDB | TPP9X | 20.71 | 43.56 | 43.56 | 22.45 | 22.45 | | | | | | |
| | | CCS7 Signaling Termination, Per STP Port | | | | | UDB | PT8SX | 151.39 | | | | | | | | | | |
| | | CCS7 Signaling Usage Surrogate, per link per LATA | | | | | UDB | STU56 | 751.08 | | | | | | | | | | |
| | | CCS7 Signaling Point Code, per Originating Point Code Establishment or Change, per STP affected | | | | | UDB | CCAPO | | 46.02 | 46.02 | 56.43 | 56.43 | | | | | | |
| | | CCS7 Signaling Point Code, per Destination Point Code Establishment or Change, Per Stp Affected | | | | | UDB | CCAPD | | 46.02 | 46.02 | 56.43 | 56.43 | | | | | | |
| | | CCS7 Signaling Usage, Per TCAP Message | | | | | | | 0.0000656bk | | | | | | | | | | |
| | | CCS7 Signaling Usage, Per ISUP Message | | | | | | | 0.0000164bk | | | | | | | | | | |
| Notes: If no rate is identified in the contract, the rates, terms, and conditions for the specific service or function will be as set forth in applicable BellSouth tariff. | | | | | | | | | | | | | | | | | | | |

| LOCAL INTERCONNECTION - Louisiana | | | | | | | | | | | Attachment: 3 Exh A | | | | | | |
|---|---------------|---|--|--|---------|------------|-------|-------------|-----------|--------------|----------------------------------|--------------------------------------|--|--|---|---|--|
| CATEGORY | RATE ELEMENTS | | | | Interim | Zone | BCS | USOC | RATES(\$) | | Svc Order Submitted Elec per LSR | Svc Order Submitted Manually per LSR | Incremental Charge - Manual Svc Order vs. Electronic-1st | Incremental Charge - Manual Svc Order vs. Electronic-Add'l | Incremental Charge - Manual Svc Order vs. Electronic-Disc 1st | Incremental Charge - Manual Svc Order vs. Electronic-Disc Add'l | |
| | | | | | | | | | | | | | | | | | |
| | | | | | | | | | Rec | Nonrecurring | | Nonrecurring Disconnect | | OSS Rates(\$) | | | |
| | | | | | | | | | | First | Add'l | First | Add'l | SOMEc | SOMAN | SOMAN | |
| LOCAL INTERCONNECTION (CALL TRANSPORT AND TERMINATION) | | | | | | | | | | | | | | | | | |
| NOTE: "bk" beside a rate indicates that the Parties have agreed to bill and keep for that element pursuant to the terms and conditions in Attachment 3. | | | | | | | | | | | | | | | | | |
| TANDEM SWITCHING | | | | | | | | | | | | | | | | | |
| | | Tandem Switching Function Per MOU | | | | | | 0.0005507bk | | | | | | | | | |
| | | Multiple Tandem Switching, per MOU (applies to initial tandem only) | | | | | | 0.0005507 | | | | | | | | | |
| | | Tandem Intermediary Charge, per MOU* | | | | | | 0.0025 | | | | | | | | | |
| * This charge is applicable only to transit traffic and is applied in addition to applicable switching and/or interconnection charges. | | | | | | | | | | | | | | | | | |
| TRUNK CHARGE | | | | | | | | | | | | | | | | | |
| | | Installation Trunk Side Service - per DS0 | | | | OHD | TPP6X | 21.64 | 8.15 | | | | | | | | |
| | | Installation Trunk Side Service - per DS0 | | | | OHD | TPP9X | 21.64 | 8.15 | | | | | | | | |
| | | Dedicated End Office Trunk Port Service-per DS0** | | | | OHD | TDEOP | 0.00 | | | | | | | | | |
| | | Dedicated End Office Trunk Port Service-per DS1** | | | | OH1 OH1MS | TDE1P | 0.00 | | | | | | | | | |
| | | Dedicated Tandem Trunk Port Service-per DS0** | | | | OHD | TDWOP | 0.00 | | | | | | | | | |
| | | Dedicated Tandem Trunk Port Service-per DS1** | | | | OH1 OH1MS | TDW1P | 0.00 | | | | | | | | | |
| ** This rate element is recovered on a per MOU basis and is included in the End Office Switching and Tandem Switching, per MOU rate elements | | | | | | | | | | | | | | | | | |
| COMMON TRANSPORT (Shared) | | | | | | | | | | | | | | | | | |
| | | Common Transport - Per Mile, Per MOU | | | | | | 0.0000032bk | | | | | | | | | |
| | | Common Transport - Facilities Termination Per MOU | | | | | | 0.0003748bk | | | | | | | | | |
| LOCAL INTERCONNECTION (DEDICATED TRANSPORT) | | | | | | | | | | | | | | | | | |
| INTEROFFICE CHANNEL - DEDICATED TRANSPORT | | | | | | | | | | | | | | | | | |
| | | Interoffice Channel - Dedicated Transport - 2-Wire Voice Grade - Per Mile per month | | | | OHM | 1L5NF | 0.013 | | | | | | | | | |
| | | Interoffice Channel - Dedicated Transport- 2- Wire Voice Grade - Facility Termination per month | | | | OHM | 1L5NF | 22.60 | 39.36 | 26.62 | | | | | | | |
| | | Interoffice Channel - Dedicated Transport - 56 kbps - per mile per month | | | | OHM | 1L5NK | 0.013 | | | | | | | | | |
| | | Interoffice Channel - Dedicated Transport - 56 kbps - Facility Termination per month | | | | OHM | 1L5NK | 15.61 | 39.37 | 26.62 | | | | | | | |
| | | Interoffice Channel - Dedicated Transport - 64 kbps - per mile per month | | | | OHM | 1L5NK | 0.013 | | | | | | | | | |
| | | Interoffice Channel - Dedicated Transport - 64 kbps - Facility Termination per month | | | | OHM | 1L5NK | 15.61 | 39.37 | 26.62 | | | | | | | |
| | | Interoffice Channel - Dedicated Channel - DS1 - Per Mile per month | | | | OH1, OH1MS | 1L5NL | 0.2652 | | | | | | | | | |
| | | Interoffice Channel - Dedicated Tranport - DS1 - Facility Termination per month | | | | OH1, OH1MS | 1L5NL | 70.47 | 86.69 | 79.44 | | | | | | | |
| | | Interoffice Channel - Dedicated Transport - DS3 - Per Mile per month | | | | OH3, OH3MS | 1L5NM | 6.04 | | | | | | | | | |
| | | Interoffice Channel - Dedicated Transport - DS3 - Facility Termination per month | | | | OH3, OH3MS | 1L5NM | 850.45 | 270.69 | 158.05 | | | | | | | |
| LOCAL CHANNEL - DEDICATED TRANSPORT | | | | | | | | | | | | | | | | | |
| | | Local Channel - Dedicated - 2-Wire Voice Grade per month | | | | OHM | TEFV2 | 18.32 | 187.51 | 32.21 | | | | | | | |
| | | Local Channel - Dedicated - 4-Wire Voice Grade per month | | | | OHM | TEFV4 | 19.41 | 187.94 | 32.63 | | | | | | | |
| | | Local Channel - Dedicated - DS1 per month | | | | OH1 | TEFHG | 39.18 | 172.34 | 149.27 | | | | | | | |
| | | Local Channel - Dedicated - DS3 Facility Termination per month | | | | OH3 | TEFHJ | 469.44 | 438.46 | 256.30 | | | | | | | |
| LOCAL INTERCONNECTION MID-SPAN MEET | | | | | | | | | | | | | | | | | |
| | | Local Channel - Dedicated - DS1 per month | | | | OH1MS | TEFHG | 0.00 | 0.00 | | | | | | | | |
| | | Local Channel - Dedicated - DS3 per month | | | | OH3MS | TEFHJ | 0.00 | 0.00 | | | | | | | | |
| MULTIPLEXERS | | | | | | | | | | | | | | | | | |
| | | Channelization - DS1 to DS0 Channel System | | | | OH1, OH1MS | SATN1 | 105.09 | 88.41 | 60.76 | | | | | | | |
| | | DS3 to DS1 Channel System per month | | | | OH3, OH3MS | SATNS | 201.48 | 172.99 | 91.25 | | | | | | | |
| | | DS3 Interface Unit (DS1 COC) per month | | | | OH1, OH1MS | SATCO | 11.78 | 6.39 | 4.58 | | | | | | | |
| SIGNALING (CCS7) | | | | | | | | | | | | | | | | | |
| NOTE: "bk" beside a rate indicates that the Parties have agreed to bill and keep for that element pursuant to the terms and conditions in Attachment 3. | | | | | | | | | | | | | | | | | |
| | | CCS7 Signaling Termination, Per STP Port | | | | UDB | PT8SX | 147.60 | | | | | | | | | |
| | | CCS7 Signaling Connection, Per DS1 level link (A link) | | | | UDB | TPP6A | 15.77 | 34.50 | 34.50 | | | | | | | |
| | | CCS7 Signaling Connection, Per DS3 level link (A link) | | | | UDB | TPP9A | 15.77 | 34.50 | 34.50 | | | | | | | |
| | | CCS7 Signaling Connection, Per DS1 level link (B link) (also known as D link) | | | | UDB | TPP6B | 15.77 | 34.50 | 34.50 | | | | | | | |
| | | CCS7 Signaling Connection, Per DS3 level link (B link) (also known as D link) | | | | UDB | TPP9B | 15.77 | 34.50 | 34.50 | | | | | | | |

| LOCAL INTERCONNECTION - Louisiana | | | | | | | | | | | | | | Attachment: 3 Exh A | | | | |
|---|---------------|---|--|--|---------|-------|------------|------|--------------|-------|-------------------------|-------|----------------------------------|--------------------------------------|--|--|---|---|
| CATEGORY | RATE ELEMENTS | | | | Interim | Zone | BCS | USOC | RATES(\$) | | | | Svc Order Submitted Elec per LSR | Svc Order Submitted Manually per LSR | Incremental Charge - Manual Svc Order vs. Electronic-1st | Incremental Charge - Manual Svc Order vs. Electronic-Add'l | Incremental Charge - Manual Svc Order vs. Electronic-Disc 1st | Incremental Charge - Manual Svc Order vs. Electronic-Disc Add'l |
| | | | | | | | | Rec | Nonrecurring | | Nonrecurring Disconnect | | OSS Rates(\$) | | | | | |
| | | | | | | | | | First | Add'l | First | Add'l | SOMEc | SOMAN | SOMAN | SOMAN | SOMAN | SOMAN |
| | | CCS7 Signaling Connection, Switched access service, interface groups, transmissiom paths 6 DS1 level path with bit stream signaling | | | UDB | TPP6X | 15.77 | | 34.50 | 34.50 | | | | | | | | |
| | | CCS7 Signaling Connection, Switched access service, interface groups, transmissiom paths 9 DS3 level path with bit stream signaling | | | UDB | TPP9X | 15.77 | | 34.50 | 34.50 | | | | | | | | |
| | | CCS7 Signaling Usage Surrogate, per link per LATA | | | UDB | STU56 | 732.10 | | | | | | | | | | | |
| | | CCS7 Signaling Point Code, per Originating Point Code Establishment or Change, per STP affected | | | UDB | CCAPO | | | 28.17 | 28.17 | | | | | | | | |
| | | CCS7 Signaling Point Code, per Destination Point Code Establishment or Change, Per Stp Affected | | | UDB | CCAPD | | | 28.17 | 28.17 | | | | | | | | |
| | | CCS7 Signaling Usage, Per TCAP Message | | | | | 0.000064bk | | | | | | | | | | | |
| | | CCS7 Signaling Usage, Per ISUP Message | | | | | 0.000016bk | | | | | | | | | | | |
| Notes: If no rate is identified in the contract, the rates, terms, and conditions for the specific service or function will be as set forth in applicable BellSouth tariff. | | | | | | | | | | | | | | | | | | |

| LOCAL INTERCONNECTION - Mississippi | | | | | | | | | | | Attachment: 3 Exh A | | | | | | |
|---|---------------|---|--|---------|------|------------|-------------|-----------|--------------|----------------------------------|--------------------------------------|--|--|---|---|-------|-------|
| CATEGORY | RATE ELEMENTS | | | Interim | Zone | BCS | USOC | RATES(\$) | | Svc Order Submitted Elec per LSR | Svc Order Submitted Manually per LSR | Incremental Charge - Manual Svc Order vs. Electronic-1st | Incremental Charge - Manual Svc Order vs. Electronic-Add'l | Incremental Charge - Manual Svc Order vs. Electronic-Disc 1st | Incremental Charge - Manual Svc Order vs. Electronic-Disc Add'l | | |
| | | | | | | | | Rec | Nonrecurring | | Nonrecurring Disconnect | | OSS Rates(\$) | | | | |
| | | | | | | | | | First | Add'l | First | Add'l | SOMEc | SOMAN | SOMAN | SOMAN | SOMAN |
| LOCAL INTERCONNECTION (CALL TRANSPORT AND TERMINATION) | | | | | | | | | | | | | | | | | |
| NOTE: "bk" beside a rate indicates that the Parties have agreed to bill and keep for that element pursuant to the terms and conditions in Attachment 3. | | | | | | | | | | | | | | | | | |
| TANDEM SWITCHING | | | | | | | | | | | | | | | | | |
| | | Tandem Switching Function Per MOU | | | | | 0.0005379bk | | | | | | | | | | |
| | | Multiple Tandem Switching, per MOU (applies to intial tandem only) | | | | | 0.0005379 | | | | | | | | | | |
| | | Tandem Intermediary Charge, per MOU* | | | | | 0.0025 | | | | | | | | | | |
| * This charge is applicable only to transit traffic and is applied in addition to applicable switching and/or interconnection charges. | | | | | | | | | | | | | | | | | |
| TRUNK CHARGE | | | | | | | | | | | | | | | | | |
| | | Installation Trunk Side Service - per DS0 | | | | OHD | TPP6X | | 21.58 | 8.13 | | | | | | | |
| | | Installation Trunk Side Service - per DS0 | | | | OHD | TPP9X | | 21.58 | 8.13 | | | | | | | |
| | | Dedicated End Office Trunk Port Service-per DS0** | | | | OHD | TDEOP | 0.00 | | | | | | | | | |
| | | Dedicated End Office Trunk Port Service-per DS1** | | | | OH1 OH1MS | TDE1P | 0.00 | | | | | | | | | |
| | | Dedicated Tandem Trunk Port Service-per DS0** | | | | OHD | TDWOP | 0.00 | | | | | | | | | |
| | | Dedicated Tandem Trunk Port Service-per DS1** | | | | OH1 OH1MS | TDW1P | 0.00 | | | | | | | | | |
| ** This rate element is recovered on a per MOU basis and is included in the End Office Switching and Tandem Switching, per MOU rate elements | | | | | | | | | | | | | | | | | |
| COMMON TRANSPORT (Shared) | | | | | | | | | | | | | | | | | |
| | | Common Transport - Per Mile, Per MOU | | | | | | | 0.0000026bk | | | | | | | | |
| | | Common Transport - Facilities Termination Per MOU | | | | | | | 0.0004541bk | | | | | | | | |
| LOCAL INTERCONNECTION (DEDICATED TRANSPORT) | | | | | | | | | | | | | | | | | |
| INTEROFFICE CHANNEL - DEDICATED TRANSPORT | | | | | | | | | | | | | | | | | |
| | | Interoffice Channel - Dedicated Transport - 2-Wire Voice Grade - Per Mile per month | | | | OHM | 1L5NF | 0.0098 | | | | | | | | | |
| | | Interoffice Channel - Dedicated Transport- 2- Wire Voice Grade - Facility Termination per month | | | | OHM | 1L5NF | 22.52 | 40.77 | 27.57 | 17.26 | 7.11 | | | | | |
| | | Interoffice Channel - Dedicated Transport - 56 kbps - per mile per month | | | | OHM | 1L5NK | 0.0098 | | | | | | | | | |
| | | Interoffice Channel - Dedicated Transport - 56 kbps - Facility Termination per month | | | | OHM | 1L5NK | 15.68 | 40.78 | 27.57 | 17.26 | 7.11 | | | | | |
| | | Interoffice Channel - Dedicated Transport - 64 kbps - per mile per month | | | | OHM | 1L5NK | 0.0098 | | | | | | | | | |
| | | Interoffice Channel - Dedicated Transport - 64 kbps - Facility Termination per month | | | | OHM | 1L5NK | 15.68 | 40.78 | 27.57 | 17.26 | 7.11 | | | | | |
| | | Interoffice Channel - Dedicated Channel - DS1 - Per Mile per month | | | | OH1, OH1MS | 1L5NL | 0.201 | | | | | | | | | |
| | | Interoffice Channel - Dedicated Tranport - DS1 - Facility Termination per month | | | | OH1, OH1MS | 1L5NL | 57.33 | 89.79 | 82.28 | 16.86 | 14.90 | | | | | |
| | | Interoffice Channel - Dedicated Transport - DS3 - Per Mile per month | | | | OH3, OH3MS | 1L5NM | 4.76 | | | | | | | | | |
| | | Interoffice Channel - Dedicated Transport - DS3 - Facility Termination per month | | | | OH3, OH3MS | 1L5NM | 641.90 | 280.37 | 163.70 | 62.08 | 60.29 | | | | | |
| LOCAL CHANNEL - DEDICATED TRANSPORT | | | | | | | | | | | | | | | | | |
| | | Local Channel - Dedicated - 2-Wire Voice Grade per month | | | | OHM | TEFV2 | 14.91 | 194.22 | 33.36 | 37.79 | 3.30 | | | | | |
| | | Local Channel - Dedicated - 4-Wire Voice Grade per month | | | | OHM | TEFV4 | 15.99 | 194.66 | 33.80 | 38.27 | 3.78 | | | | | |
| | | Local Channel - Dedicated - DS1 per month | | | | OH1 | TEFHG | 36.83 | 178.50 | 154.61 | 22.89 | 15.74 | | | | | |
| | | Local Channel - Dedicated - DS3 Facility Termination per month | | | | OH3 | TEFHJ | 413.87 | 454.13 | 264.47 | 123.23 | 86.19 | | | | | |
| LOCAL INTERCONNECTION MID-SPAN MEET | | | | | | | | | | | | | | | | | |
| | | Local Channel - Dedicated - DS1 per month | | | | OH1MS | TEFHG | 0.00 | 0.00 | | | | | | | | |
| | | Local Channel - Dedicated - DS3 per month | | | | OH3MS | TEFHJ | 0.00 | 0.00 | | | | | | | | |
| MULTIPLEXERS | | | | | | | | | | | | | | | | | |
| | | Channelization - DS1 to DS0 Channel System | | | | OH1, OH1MS | SATN1 | 102.85 | 91.57 | 62.94 | 10.87 | 10.10 | | | | | |
| | | DS3 to DS1 Channel System per month | | | | OH3, OH3MS | SATNS | 170.63 | 179.17 | 94.52 | 34.30 | 32.82 | | | | | |
| | | DS3 Interface Unit (DS1 COC) per month | | | | OH1, OH1MS | SATCO | 12.96 | 6.62 | 4.74 | | | | | | | |
| SIGNALING (CCS7) | | | | | | | | | | | | | | | | | |
| NOTE: "bk" beside a rate indicates that the Parties have agreed to bill and keep for that element pursuant to the terms and conditions in Attachment 3. | | | | | | | | | | | | | | | | | |
| | | CCS7 Signaling Termination, Per STP Port | | | | UDB | PT8SX | 132.21 | | | | | | | | | |
| | | CCS7 Signaling Connection, Per DS1 level link (A link) | | | | UDB | TPP6A | 16.55 | 35.74 | 35.74 | 16.53 | 16.53 | | | | | |
| | | CCS7 Signaling Connection, Per DS3 level link (A link) | | | | UDB | TPP9A | 16.55 | 35.74 | 35.74 | 16.53 | 16.53 | | | | | |
| | | CCS7 Signaling Connection, Per DS1 level link (B link) (also known as D link) | | | | UDB | TPP6B | 16.55 | 35.74 | 35.74 | 16.53 | 16.53 | | | | | |
| | | CCS7 Signaling Connection, Per DS3 level link (B link) (also known as D link) | | | | UDB | TPP9B | 16.55 | 35.74 | 35.74 | 16.53 | 16.53 | | | | | |

| LOCAL INTERCONNECTION - Mississippi | | | | | | | | | | | | | | Attachment: 3 Exh A | | | | | | |
|---|---------------|---|--|--|---------|------|-----|-------|-------------|--------------|-------|-------------------------|----------------------------------|--------------------------------------|--|--|---|---|--|---------------|
| CATEGORY | RATE ELEMENTS | | | | Interim | Zone | BCS | USOC | RATES(\$) | | | | Svc Order Submitted Elec per LSR | Svc Order Submitted Manually per LSR | Incremental Charge - Manual Svc Order vs. Electronic-1st | Incremental Charge - Manual Svc Order vs. Electronic-Add'l | Incremental Charge - Manual Svc Order vs. Electronic-Disc 1st | Incremental Charge - Manual Svc Order vs. Electronic-Disc Add'l | | |
| | | | | | | | | | Rec | Nonrecurring | | Nonrecurring Disconnect | | | | | | | | OSS Rates(\$) |
| | | | | | | | | | First | Add'l | First | Add'l | SOMECH | SOMAN | SOMAN | SOMAN | SOMAN | SOMAN | | |
| | | CCS7 Signaling Connection, Switched access service, interface groups, transmissiom paths 6 DS1 level path with bit stream signaling | | | | | UDB | TPP6X | 16.55 | 35.74 | 35.74 | 16.53 | 16.53 | | | | | | | |
| | | CCS7 Signaling Connection, Switched access service, interface groups, transmissiom paths 9 DS3 level path with bit stream signaling | | | | | UDB | TPP9X | 16.55 | 35.74 | 35.74 | 16.53 | 16.53 | | | | | | | |
| | | CCS7 Signaling Usage Surrogate, per link per LATA | | | | | UDB | STU56 | 683.55 | | | | | | | | | | | |
| | | CCS7 Signaling Point Code, per Originating Point Code Establishment or Change, per STP affected | | | | | UDB | CCAPO | | 29.18 | 29.18 | 35.78 | 35.78 | | | | | | | |
| | | CCS7 Signaling Usage, Per TCAP Message | | | | | | | 0.0000597bk | | | | | | | | | | | |
| | | CCS7 Signaling Usage, Per ISUP Message | | | | | | | 0.0000149bk | | | | | | | | | | | |
| Notes: If no rate is identified in the contract, the rates, terms, and conditions for the specific service or function will be as set forth in applicable BellSouth tariff. | | | | | | | | | | | | | | | | | | | | |

| LOCAL INTERCONNECTION - North Carolina | | | | | | | | | | | | | | Attachment: 3 Exh A | | | | | |
|---|---|--|--|--|---------|------|------------|-------|-------------|--------------|--------|-------------------------|----------------------------------|--------------------------------------|--|--|---|---|--|
| CATEGORY | RATE ELEMENTS | | | | Interim | Zone | BCS | USOC | RATES(\$) | | | | Svc Order Submitted Elec per LSR | Svc Order Submitted Manually per LSR | Incremental Charge - Manual Svc Order vs. Electronic-1st | Incremental Charge - Manual Svc Order vs. Electronic-Add'l | Incremental Charge - Manual Svc Order vs. Electronic-Disc 1st | Incremental Charge - Manual Svc Order vs. Electronic-Disc Add'l | |
| | | | | | | | | | Rec | Nonrecurring | | Nonrecurring Disconnect | | OSS Rates(\$) | | | | | |
| | | | | | | | | | | First | Add'l | First | Add'l | SOMEc | SOMAN | SOMAN | SOMAN | SOMAN | |
| LOCAL INTERCONNECTION (CALL TRANSPORT AND TERMINATION) | | | | | | | | | | | | | | | | | | | |
| NOTE: "bk" beside a rate indicates that the Parties have agreed to bill and keep for that element pursuant to the terms and conditions in Attachment 3. | | | | | | | | | | | | | | | | | | | |
| TANDEM SWITCHING | | | | | | | | | | | | | | | | | | | |
| | Tandem Switching Function Per MOU | | | | | | | | 0.0004788bk | | | | | | | | | | |
| | Multiple Tandem Switching, per MOU (applies to initial tandem only) | | | | | | | | 0.0004788 | | | | | | | | | | |
| | Tandem Intermediary Charge, per MOU* | | | | | | | | 0.0025 | | | | | | | | | | |
| * This charge is applicable only to transit traffic and is applied in addition to applicable switching and/or interconnection charges. | | | | | | | | | | | | | | | | | | | |
| TRUNK CHARGE | | | | | | | | | | | | | | | | | | | |
| | Installation Trunk Side Service - per DS0 | | | | | | OHD | TPP6X | | 21.55 | 8.12 | | | | | | | | |
| | Installation Trunk Side Service - per DS0 | | | | | | OHD | TPP9X | | 21.55 | 8.12 | | | | | | | | |
| | Dedicated End Office Trunk Port Service-per DS0** | | | | | | OHD | TDEOP | 0.00 | | | | | | | | | | |
| | Dedicated End Office Trunk Port Service-per DS1** | | | | | | OH1 OH1MS | TDE1P | 0.00 | | | | | | | | | | |
| | Dedicated Tandem Trunk Port Service-per DS0** | | | | | | OHD | TDWOP | 0.00 | | | | | | | | | | |
| | Dedicated Tandem Trunk Port Service-per DS1** | | | | | | OH1 OH1MS | TDW1P | 0.00 | | | | | | | | | | |
| ** This rate element is recovered on a per MOU basis and is included in the End Office Switching and Tandem Switching, per MOU rate elements | | | | | | | | | | | | | | | | | | | |
| COMMON TRANSPORT (Shared) | | | | | | | | | | | | | | | | | | | |
| | Common Transport - Per Mile, Per MOU | | | | | | | | 0.0000023bk | | | | | | | | | | |
| | Common Transport - Facilities Termination Per MOU | | | | | | | | 0.0001676bk | | | | | | | | | | |
| LOCAL INTERCONNECTION (DEDICATED TRANSPORT) | | | | | | | | | | | | | | | | | | | |
| INTEROFFICE CHANNEL - DEDICATED TRANSPORT | | | | | | | | | | | | | | | | | | | |
| | Interoffice Channel - Dedicated Transport - 2-Wire Voice Grade - Per Mile per month | | | | | | OHM | 1L5NF | 0.0095 | | | | | | | | | | |
| | Interoffice Channel - Dedicated Transport- 2- Wire Voice Grade - Facility Termination per month | | | | | | OHM | 1L5NF | 12.12 | 39.36 | 26.62 | | | | | | | | |
| | Interoffice Channel - Dedicated Transport - 56 kbps - per mile per month | | | | | | OHM | 1L5NK | 0.0095 | | | | | | | | | | |
| | Interoffice Channel - Dedicated Transport - 56 kbps - Facility Termination per month | | | | | | OHM | 1L5NK | 7.47 | 39.37 | 26.62 | | | | | | | | |
| | Interoffice Channel - Dedicated Transport - 64 kbps - per mile per month | | | | | | OHM | 1L5NK | 0.0095 | | | | | | | | | | |
| | Interoffice Channel - Dedicated Transport - 64 kbps - Facility Termination per month | | | | | | OHM | 1L5NK | 7.47 | 39.37 | 26.62 | | | | | | | | |
| | Interoffice Channel - Dedicated Channel - DS1 - Per Mile per month | | | | | | OH1, OH1MS | 1L5NL | 0.1938 | | | | | | | | | | |
| | Interoffice Channel - Dedicated Tranport - DS1 - Facility Termination per month | | | | | | OH1, OH1MS | 1L5NL | 31.19 | 86.69 | 79.44 | | | | | | | | |
| | Interoffice Channel - Dedicated Transport - DS3 - Per Mile per month | | | | | | OH3, OH3MS | 1L5NM | 4.44 | | | | | | | | | | |
| | Interoffice Channel - Dedicated Transport - DS3 - Facility Termination per month | | | | | | OH3, OH3MS | 1L5NM | 329.91 | 270.69 | 158.05 | | | | | | | | |
| LOCAL CHANNEL - DEDICATED TRANSPORT | | | | | | | | | | | | | | | | | | | |
| | Local Channel - Dedicated - 2-Wire Voice Grade per month | | | | | | OHM | TEFV2 | 6.29 | 187.51 | 32.21 | | | | | | | | |
| | Local Channel - Dedicated - 4-Wire Voice Grade per month | | | | | | OHM | TEFV4 | 7.08 | 187.94 | 32.63 | | | | | | | | |
| | Local Channel - Dedicated - DS1 per month | | | | | | OH1 | TEFHG | 22.13 | 172.34 | 149.27 | | | | | | | | |
| | Local Channel - Dedicated - DS3 Facility Termination per month | | | | | | OH3 | TEFHJ | 82.89 | 438.46 | 256.30 | | | | | | | | |
| LOCAL INTERCONNECTION MID-SPAN MEET | | | | | | | | | | | | | | | | | | | |
| | Local Channel - Dedicated - DS1 per month | | | | | | OH1MS | TEFHG | 0.00 | 0.00 | | | | | | | | | |
| | Local Channel - Dedicated - DS3 per month | | | | | | OH3MS | TEFHJ | 0.00 | 0.00 | | | | | | | | | |
| MULTIPLEXERS | | | | | | | | | | | | | | | | | | | |
| | Channelization - DS1 to DS0 Channel System | | | | | | OH1, OH1MS | SATN1 | 146.69 | 197.78 | 140.06 | | | | | | | | |
| | DS3 to DS1 Channel System per month | | | | | | OH3, OH3MS | SATNS | 233.10 | 403.97 | 234.40 | | | | | | | | |
| | DS3 Interface Unit (DS1 COCI) per month | | | | | | OH1, OH1MS | SATCO | 16.07 | 13.09 | 9.38 | | | | | | | | |
| SIGNALING (CCS7) | | | | | | | | | | | | | | | | | | | |
| NOTE: "bk" beside a rate indicates that the Parties have agreed to bill and keep for that element pursuant to the terms and conditions in Attachment 3. | | | | | | | | | | | | | | | | | | | |
| | CCS7 Signaling Connection, Per DS1 level link (A link) | | | | | | UDB | TPP6A | 8.13 | 34.50 | 34.50 | | | | | | | | |
| | CCS7 Signaling Connection, Per DS3 level link (A link) | | | | | | UDB | TPP9A | 8.13 | 34.50 | 34.50 | | | | | | | | |
| | CCS7 Signaling Connection, Per DS1 level link (B link) (also known as D link) | | | | | | UDB | TPP6B | 8.13 | 34.50 | 34.50 | | | | | | | | |
| | CCS7 Signaling Connection, Per DS3 level link (B link) (also known as D link) | | | | | | UDB | TPP9B | 8.13 | 34.50 | 34.50 | | | | | | | | |

| LOCAL INTERCONNECTION - North Carolina | | | | | | | | | | | | | | Attachment: 3 Exh A | | | |
|---|---|---------|------|-----|-------|-----------|----------------------------------|--------------------------------------|--|--|---|---|-------|---------------------|-------|--|--|
| CATEGORY | RATE ELEMENTS | Interim | Zone | BCS | USOC | RATES(\$) | Svc Order Submitted Elec per LSR | Svc Order Submitted Manually per LSR | Incremental Charge - Manual Svc Order vs. Electronic-1st | Incremental Charge - Manual Svc Order vs. Electronic-Add'l | Incremental Charge - Manual Svc Order vs. Electronic-Disc 1st | Incremental Charge - Manual Svc Order vs. Electronic-Disc Add'l | | | | | |
| | | | | | | | | | | | | | | | | | |
| | | | | | | Rec | Nonrecurring | | Nonrecurring Disconnect | | OSS Rates(\$) | | | | | | |
| | | | | | | | First | Add'l | First | Add'l | SOMEc | SOMAN | SOMAN | SOMAN | SOMAN | | |
| | CCS7 Signaling Connection, Switched access service, interface groups, transmissiom paths 6 DS1 level path with bit stream signaling | | | UDB | TPP6X | 8.13 | 278.02 | 278.02 | | | | | | | | | |
| | CCS7 Signaling Connection, Switched access service, interface groups, transmissiom paths 9 DS3 level path with bit stream signaling | | | UDB | TPP9X | 8.13 | 278.02 | 278.02 | | | | | | | | | |
| | CCS7 Signaling Termination, Per STP Port | | | UDB | PT8SX | 108.19 | | | | | | | | | | | |
| | CCS7 Signaling Usage Surrogate, per link per LATA | | | UDB | STU56 | 644.04 | | | | | | | | | | | |
| | CCS7 Signaling Point Code, per Originating Point Code Establishment or Change, per STP affected | | | UDB | CCAPO | | 55.77 | 55.77 | | | | | | | | | |
| | CCS7 Signaling Point Code, per Destination Point Code Establishment or Change, Per Stp Affected | | | UDB | CCAPD | | 8.00 | 8.00 | | | | | | | | | |
| | CCS7 Signaling Usage, Per ISUP Message | | | | | 0.00004bk | | | | | | | | | | | |
| | CCS7 Signaling Usage, Per TCAP Message | | | | | 0.00009bk | | | | | | | | | | | |
| Notes: If no rate is identified in the contract, the rates, terms, and conditions for the specific service or function will be as set forth in applicable BellSouth tariff. | | | | | | | | | | | | | | | | | |

| LOCAL INTERCONNECTION - South Carolina | | | | | | | | | | | Attachment: 3 Exh A | | | | | | | |
|---|---------------|---|---------|------|------------|-------------|-----------|--------------|--------|-------------------------|----------------------------------|--------------------------------------|--|--|---|---|-------|--|
| CATEGORY | RATE ELEMENTS | | Interim | Zone | BCS | USOC | RATES(\$) | | | | Svc Order Submitted Elec per LSR | Svc Order Submitted Manually per LSR | Incremental Charge - Manual Svc Order vs. Electronic-1st | Incremental Charge - Manual Svc Order vs. Electronic-Add'l | Incremental Charge - Manual Svc Order vs. Electronic-Disc 1st | Incremental Charge - Manual Svc Order vs. Electronic-Disc Add'l | | |
| | | | | | | | Rec | Nonrecurring | | Nonrecurring Disconnect | | OSS Rates(\$) | | | | | | |
| | | | | | | | | First | Add'l | First | Add'l | SOMEc | SOMAN | SOMAN | SOMAN | SOMAN | SOMAN | |
| LOCAL INTERCONNECTION (CALL TRANSPORT AND TERMINATION) | | | | | | | | | | | | | | | | | | |
| NOTE: "bk" beside a rate indicates that the Parties have agreed to bill and keep for that element pursuant to the terms and conditions in Attachment 3. | | | | | | | | | | | | | | | | | | |
| TANDEM SWITCHING | | | | | | | | | | | | | | | | | | |
| | | Tandem Switching Function Per MOU | | | | 0.0007360bk | | | | | | | | | | | | |
| | | Multiple Tandem Switching, per MOU (applies to intial tandem only) | | | | 0.000736 | | | | | | | | | | | | |
| | | Tandem Intermediary Charge, per MOU* | | | | 0.0025 | | | | | | | | | | | | |
| * This charge is applicable only to transit traffic and is applied in addition to applicable switching and/or interconnection charges. | | | | | | | | | | | | | | | | | | |
| TRUNK CHARGE | | | | | | | | | | | | | | | | | | |
| | | Installation Trunk Side Service - per DS0 | | | OHD | TPP6X | | 21.65 | 8.16 | | | | | | | | | |
| | | Installation Trunk Side Service - per DS0 | | | OHD | TPP9X | | 21.65 | 8.16 | | | | | | | | | |
| | | Dedicated End Office Trunk Port Service-per DS0** | | | OHD | TDEOP | 0.00 | | | | | | | | | | | |
| | | Dedicated End Office Trunk Port Service-per DS1** | | | OH1 OH1MS | TDE1P | 0.00 | | | | | | | | | | | |
| | | Dedicated Tandem Trunk Port Service-per DS0** | | | OHD | TDWOP | 0.00 | | | | | | | | | | | |
| | | Dedicated Tandem Trunk Port Service-per DS1** | | | OH1 OH1MS | TDW1P | 0.00 | | | | | | | | | | | |
| ** This rate element is recovered on a per MOU basis and is included in the End Office Switching and Tandem Switching, per MOU rate elements | | | | | | | | | | | | | | | | | | |
| COMMON TRANSPORT (Shared) | | | | | | | | | | | | | | | | | | |
| | | Common Transport - Per Mile, Per MOU | | | | 0.0000045bk | | | | | | | | | | | | |
| | | Common Transport - Facilities Termination Per MOU | | | | 0.0004095bk | | | | | | | | | | | | |
| LOCAL INTERCONNECTION (DEDICATED TRANSPORT) | | | | | | | | | | | | | | | | | | |
| INTEROFFICE CHANNEL - DEDICATED TRANSPORT | | | | | | | | | | | | | | | | | | |
| | | Interoffice Channel - Dedicated Transport - 2-Wire Voice Grade - Per Mile per month | | | OHM | 1L5NF | 0.0167 | | | | | | | | | | | |
| | | Interoffice Channel - Dedicated Transport- 2- Wire Voice Grade - Facility Termination per month | | | OHM | 1L5NF | 24.30 | 40.63 | 27.47 | 16.77 | 6.91 | | | | | | | |
| | | Interoffice Channel - Dedicated Transport - 56 kbps - per mile per month | | | OHM | 1L5NK | 0.0167 | | | | | | | | | | | |
| | | Interoffice Channel - Dedicated Transport - 56 kbps - Facility Termination per month | | | OHM | 1L5NK | 16.76 | 40.63 | 27.47 | 16.77 | 6.91 | | | | | | | |
| | | Interoffice Channel - Dedicated Transport - 64 kbps - per mile per month | | | OHM | 1L5NK | 0.0167 | | | | | | | | | | | |
| | | Interoffice Channel - Dedicated Transport - 64 kbps - Facility Termination per month | | | OHM | 1L5NK | 16.76 | 40.63 | 27.47 | 16.77 | 6.91 | | | | | | | |
| | | Interoffice Channel - Dedicated Channel - DS1 - Per Mile per month | | | OH1, OH1MS | 1L5NL | 0.3415 | | | | | | | | | | | |
| | | Interoffice Channel - Dedicated Tranport - DS1 - Facility Termination per month | | | OH1, OH1MS | 1L5NL | 77.14 | 89.47 | 81.99 | 16.39 | 14.48 | | | | | | | |
| | | Interoffice Channel - Dedicated Transport - DS3 - Per Mile per month | | | OH3, OH3MS | 1L5NM | 8.02 | | | | | | | | | | | |
| | | Interoffice Channel - Dedicated Transport - DS3 - Facility Termination per month | | | OH3, OH3MS | 1L5NM | 880.65 | 279.37 | 163.12 | 60.33 | 58.59 | | | | | | | |
| LOCAL CHANNEL - DEDICATED TRANSPORT | | | | | | | | | | | | | | | | | | |
| | | Local Channel - Dedicated - 2-Wire Voice Grade per month | | | OHM | TEFV2 | 15.33 | 193.53 | 33.24 | 36.72 | 3.21 | | | | | | | |
| | | Local Channel - Dedicated - 4-Wire Voice Grade per month | | | OHM | TEFV4 | 16.54 | 193.97 | 33.68 | 37.19 | 3.68 | | | | | | | |
| | | Local Channel - Dedicated - DS1 per month | | | OH1 | TEFHG | 42.62 | 177.87 | 154.06 | 22.24 | 15.30 | | | | | | | |
| | | Local Channel - Dedicated - DS3 Facility Termination per month | | | OH3 | TEFHJ | 446.00 | 452.52 | 264.53 | 119.75 | 83.77 | | | | | | | |
| LOCAL INTERCONNECTION MID-SPAN MEET | | | | | | | | | | | | | | | | | | |
| | | Local Channel - Dedicated - DS1 per month | | | OH1MS | TEFHG | 0.00 | 0.00 | | | | | | | | | | |
| | | Local Channel - Dedicated - DS3 per month | | | OH3MS | TEFHJ | 0.00 | 0.00 | | | | | | | | | | |
| MULTIPLEXERS | | | | | | | | | | | | | | | | | | |
| | | Channelization - DS1 to DS0 Channel System | | | OH1, OH1MS | SATN1 | 107.57 | 91.24 | 62.71 | 10.56 | 9.81 | | | | | | | |
| | | DS3 to DS1 Channel System per month | | | OH3, OH3MS | SATNS | 144.02 | 178.54 | 94.18 | 33.33 | 31.90 | | | | | | | |
| | | DS3 Interface Unit (DS1 COC) per month | | | OH1, OH1MS | SATCO | 8.64 | 6.59 | 4.73 | | | | | | | | | |
| SIGNALING (CCS7) | | | | | | | | | | | | | | | | | | |
| NOTE: "bk" beside a rate indicates that the Parties have agreed to bill and keep for that element pursuant to the terms and conditions in Attachment 3. | | | | | | | | | | | | | | | | | | |
| | | CCS7 Signaling Connection, Per 56Kbps Facility A-Link DS1 | | | UDB | TPP6A | 16.93 | 35.61 | 35.61 | 16.48 | 16.48 | | | | | | | |
| | | CCS7 Signaling Connection, Per 56Kbps Facility A-Link DS3 | | | UDB | TPP9A | 16.93 | 35.61 | 35.61 | 16.48 | 16.48 | | | | | | | |
| | | CCS7 Signaling Connection, Per 56Kbps Facility B-Link DS1 | | | UDB | TPP6B | 16.93 | 35.61 | 35.61 | 16.48 | 16.48 | | | | | | | |
| | | CCS7 Signaling Connection, Per 56Kbps Facility B-Link DS3 | | | UDB | TPP9B | 16.93 | 35.61 | 35.61 | 16.48 | 16.48 | | | | | | | |
| | | CCS7 Signaling Connection, Switched access service, interface groups, transmission paths 6 DS1 level path with bit stream signaling | | | UDB | TPP6X | 16.93 | 35.61 | 35.61 | 16.48 | 16.48 | | | | | | | |

| LOCAL INTERCONNECTION - South Carolina | | | | | | | | | | | | | | Attachment: 3 Exh A | | | | | |
|---|---------------|---|--|--|---------|-------|-------------|-------|-----------|--------------|-------|-------------------------|----------------------------------|--------------------------------------|--|--|---|---|--|
| CATEGORY | RATE ELEMENTS | | | | Interim | Zone | BCS | USOC | RATES(\$) | | | | Svc Order Submitted Elec per LSR | Svc Order Submitted Manually per LSR | Incremental Charge - Manual Svc Order vs. Electronic-1st | Incremental Charge - Manual Svc Order vs. Electronic-Add'l | Incremental Charge - Manual Svc Order vs. Electronic-Disc 1st | Incremental Charge - Manual Svc Order vs. Electronic-Disc Add'l | |
| | | | | | | | | | Rec | Nonrecurring | | Nonrecurring Disconnect | | | | | | | |
| | | | | | | | | | First | Add'l | First | Add'l | SOMEc | SOMAN | SOMAN | SOMAN | SOMAN | SOMAN | |
| | | CCS7 Signaling Connection, Switched access service, interface groups, transmission paths 9 DS3 level path with bit stream signaling | | | UDB | TPP9X | 16.93 | 35.61 | 35.61 | | 16.48 | 16.48 | | | | | | | |
| | | CCS7 Signaling Termination, Per STP Port | | | UDB | PT8SX | 163.49 | | | | | | | | | | | | |
| | | CCS7 Signaling Usage Surrogate, per link per LATA | | | UDB | STU56 | 791.37 | | | | | | | | | | | | |
| | | CCS7 Signaling Point Code, per Originating Point Code Establishment or Change, per STP affected | | | UDB | CCAPO | | 29.08 | 29.08 | | 35.65 | 35.65 | | | | | | | |
| | | CCS7 Signaling Point Code, per Destination Point Code Establishment or Change, Per Stp Affected | | | UDB | CCAPD | | 29.08 | 29.08 | | 35.65 | 35.65 | | | | | | | |
| | | CCS7 Signaling Usage, Per TCAP Message | | | | | 0.0000692bk | | | | | | | | | | | | |
| | | CCS7 Signaling Usage, Per ISUP Message | | | | | 0.0000173bk | | | | | | | | | | | | |
| Notes: If no rate is identified in the contract, the rates, terms, and conditions for the specific service or function will be as set forth in applicable BellSouth tariff. | | | | | | | | | | | | | | | | | | | |

| LOCAL INTERCONNECTION - Tennessee | | | | | | | | | | | | | | Attachment: 3 Exh A | | | | | | | | | |
|---|---|--|--|--|---------|------|------------|-------|-------------|--------------------|--------|--------------------|------------------|----------------------------------|--------------------------------------|--|--|---|---|--|--|--|--|
| CATEGORY | RATE ELEMENTS | | | | Interim | Zone | BCS | USOC | RATES(\$) | | | | | Svc Order Submitted Elec per LSR | Svc Order Submitted Manually per LSR | Incremental Charge - Manual Svc Order vs. Electronic-1st | Incremental Charge - Manual Svc Order vs. Electronic-Add'l | Incremental Charge - Manual Svc Order vs. Electronic-Disc 1st | Incremental Charge - Manual Svc Order vs. Electronic-Disc Add'l | | | | |
| | | | | | | | | | Rec | Nonrecurring First | Add'l | Nonrecurring First | Disconnect Add'l | SOME C | SOMAN | SOMAN | SOMAN | SOMAN | SOMAN | | | | |
| LOCAL INTERCONNECTION (CALL TRANSPORT AND TERMINATION) | | | | | | | | | | | | | | OSS Rates(\$) | | | | | | | | | |
| NOTE: "bk" beside a rate indicates that the Parties have agreed to bill and keep for that element pursuant to the terms and conditions in Attachment 3. | | | | | | | | | | | | | | | | | | | | | | | |
| TANDEM SWITCHING | | | | | | | | | | | | | | | | | | | | | | | |
| | Tandem Switching Function Per MOU | | | | | | | | 0.0009778bk | | | | | | | | | | | | | | |
| | Multiple Tandem Switching, per MOU (applies to intial tandem only) | | | | | | | | 0.0009778 | | | | | | | | | | | | | | |
| | Tandem Intermediary Charge, per MOU* | | | | | | | | 0.0025 | | | | | | | | | | | | | | |
| * This charge is applicable only to transit traffic and is applied in addition to applicable switching and/or interconnection charges. | | | | | | | | | | | | | | | | | | | | | | | |
| TRUNK CHARGE | | | | | | | | | | | | | | | | | | | | | | | |
| | Installation Trunk Side Service - per DS0 | | | | | | OHD | TPP6X | | 21.59 | 8.09 | | | | | | | | | | | | |
| | Installation Trunk Side Service - per DS0 | | | | | | OHD | TPP9X | | 21.59 | 8.09 | | | | | | | | | | | | |
| | Dedicated End Office Trunk Port Service-per DS0** | | | | | | OHD | TDEOP | 0.00 | | | | | | | | | | | | | | |
| | Dedicated End Office Trunk Port Service-per DS1** | | | | | | OH1 OH1MS | TDE1P | 0.00 | | | | | | | | | | | | | | |
| | Dedicated Tandem Trunk Port Service-per DS0** | | | | | | OHD | TDWOP | 0.00 | | | | | | | | | | | | | | |
| | Dedicated Tandem Trunk Port Service-per DS1** | | | | | | OH1 OH1MS | TDW1P | 0.00 | | | | | | | | | | | | | | |
| ** This rate element is recovered on a per MOU basis and is included in the End Office Switching and Tandem Switching, per MOU rate elements | | | | | | | | | | | | | | | | | | | | | | | |
| COMMON TRANSPORT (Shared) | | | | | | | | | | | | | | | | | | | | | | | |
| | Common Transport - Per Mile, Per MOU | | | | | | | | 0.0000064bk | | | | | | | | | | | | | | |
| | Common Transport - Facilities Termination Per MOU | | | | | | | | 0.0003871bk | | | | | | | | | | | | | | |
| LOCAL INTERCONNECTION (DEDICATED TRANSPORT) | | | | | | | | | | | | | | | | | | | | | | | |
| INTEROFFICE CHANNEL - DEDICATED TRANSPORT | | | | | | | | | | | | | | | | | | | | | | | |
| | Interoffice Channel - Dedicated Transport - 2-Wire Voice Grade - Per Mile per month | | | | | | OHM | 1L5NF | 0.0174 | | | | | | | | | | | | | | |
| | Interoffice Channel - Dedicated Transport- 2- Wire Voice Grade - Facility Termination per month | | | | | | OHM | 1L5NF | 18.58 | 55.39 | 17.37 | 27.96 | 3.51 | | | | | | | | | | |
| | Interoffice Channel - Dedicated Transport - 56 kbps - per mile per month | | | | | | OHM | 1L5NK | 0.0174 | | | | | | | | | | | | | | |
| | Interoffice Channel - Dedicated Transport - 56 kbps - Facility Termination per month | | | | | | OHM | 1L5NK | 17.98 | 55.39 | 17.37 | 27.96 | 3.51 | | | | | | | | | | |
| | Interoffice Channel - Dedicated Transport - 64 kbps - per mile per month | | | | | | OHM | 1L5NK | 0.0174 | | | | | | | | | | | | | | |
| | Interoffice Channel - Dedicated Transport - 64 kbps - Facility Termination per month | | | | | | OHM | 1L5NK | 17.98 | 55.39 | 17.37 | 27.96 | 3.51 | | | | | | | | | | |
| | Interoffice Channel - Dedicated Channel - DS1 - Per Mile per month | | | | | | OH1, OH1MS | 1L5NL | 0.3562 | | | | | | | | | | | | | | |
| | Interoffice Channel - Dedicated Tranport - DS1 - Facility Termination per month | | | | | | OH1, OH1MS | 1L5NL | 77.86 | 112.40 | 76.27 | 19.55 | 14.99 | | | | | | | | | | |
| | Interoffice Channel - Dedicated Transport - DS3 - Per Mile per month | | | | | | OH3, OH3MS | 1L5NM | 2.34 | | | | | | | | | | | | | | |
| | Interoffice Channel - Dedicated Transport - DS3 - Facility Termination per month | | | | | | OH3, OH3MS | 1L5NM | 848.99 | 395.29 | 176.56 | 109.04 | 105.91 | | | | | | | | | | |
| LOCAL CHANNEL - DEDICATED TRANSPORT | | | | | | | | | | | | | | | | | | | | | | | |
| | Local Channel - Dedicated - 2-Wire Voice Grade per month | | | | | | OHM | TEFV2 | 15.29 | 199.33 | 24.16 | 54.81 | 4.80 | | | | | | | | | | |
| | Local Channel - Dedicated - 4-Wire Voice Grade per month | | | | | | OHM | TEFV4 | 16.18 | 201.53 | 24.83 | 55.52 | 5.51 | | | | | | | | | | |
| | Local Channel - Dedicated - DS1 per month | | | | | | OH1 | TEFHG | 32.25 | 277.35 | 233.26 | 33.18 | 22.30 | | | | | | | | | | |
| | Local Channel - Dedicated - DS3 Facility Termination per month | | | | | | OH3 | TEFHJ | 611.30 | 595.37 | 304.50 | 215.82 | 151.15 | | | | | | | | | | |
| LOCAL INTERCONNECTION MID-SPAN MEET | | | | | | | | | | | | | | | | | | | | | | | |
| | Local Channel - Dedicated - DS1 per month | | | | | | OH1MS | TEFHG | 0.00 | 0.00 | | | | | | | | | | | | | |
| | Local Channel - Dedicated - DS3 per month | | | | | | OH3MS | TEFHJ | 0.00 | 0.00 | | | | | | | | | | | | | |
| MULTIPLEXERS | | | | | | | | | | | | | | | | | | | | | | | |
| | Channelization - DS1 to DS0 Channel System | | | | | | OH1, OH1MS | SATN1 | 80.77 | 141.87 | 77.11 | 14.51 | 13.46 | | | | | | | | | | |
| | DS3 to DS1 Channel System per month | | | | | | OH3, OH3MS | SATNS | 222.98 | 308.03 | 108.47 | 44.47 | 42.62 | | | | | | | | | | |
| | DS3 Interface Unit (DS1 COC) per month | | | | | | OH1, OH1MS | SATCO | 17.58 | 6.07 | 4.66 | | | | | | | | | | | | |
| SIGNALING (CCS7) | | | | | | | | | | | | | | | | | | | | | | | |
| NOTE: "bk" beside a rate indicates that the Parties have agreed to bill and keep for that element pursuant to the terms and conditions in Attachment 3. | | | | | | | | | | | | | | | | | | | | | | | |
| | CCS7 Signaling Termination, Per STP Port | | | | | | UDB | PT8SX | 138.41 | | | | | | | | | | | | | | |
| | CCS7 Signaling Connection, Per DS1 level link (A link) | | | | | | UDB | TPP6A | 17.84 | 130.84 | 130.84 | | | | | 20.35 | 0.00 | 0.00 | 0.00 | | | | |
| | CCS7 Signaling Connection, Per DS3 level link (A link) | | | | | | UDB | TPP9A | 17.84 | 130.84 | 130.84 | | | | | 20.35 | 0.00 | 0.00 | 0.00 | | | | |
| | CCS7 Signaling Connection, Per DS1 level link (B link) (also known as D link) | | | | | | UDB | TPP6B | 17.84 | 130.84 | 130.84 | | | | | 20.35 | 0.00 | 0.00 | 0.00 | | | | |
| | CCS7 Signaling Connection, Per DS3 level link (B link) (also known as D link) | | | | | | UDB | TPP9B | 17.84 | 130.84 | 130.84 | | | | | 20.35 | 0.00 | 0.00 | 0.00 | | | | |

| LOCAL INTERCONNECTION - Tennessee | | | | | | | | | | | | | Attachment: 3 Exh A | | | |
|---|---------------|---|---------|------|-----|-------|-------------|--------------------|--------|----------------------------------|--------------------------------------|--|--|---|---|-------|
| CATEGORY | RATE ELEMENTS | | Interim | Zone | BCS | USOC | RATES(\$) | | | Svc Order Submitted Elec per LSR | Svc Order Submitted Manually per LSR | Incremental Charge - Manual Svc Order vs. Electronic-1st | Incremental Charge - Manual Svc Order vs. Electronic-Add'l | Incremental Charge - Manual Svc Order vs. Electronic-Disc 1st | Incremental Charge - Manual Svc Order vs. Electronic-Disc Add'l | |
| | | | | | | | Rec | Nonrecurring First | Add'l | Nonrecurring First | Disconnect Add'l | OSS Rates(\$) | | | | |
| | | | | | | | | | | | | SOMEc | SOMAN | SOMAN | SOMAN | SOMAN |
| | | CCS7 Signaling Connection, Switched access service, interface groups, transmissiom paths 6 DS1 level path with bit stream signaling | | | UDB | TPP6X | 17.84 | 130.84 | 130.84 | | | | 20.35 | 20.35 | 13.32 | 13.32 |
| | | CCS7 Signaling Connection, Switched access service, interface groups, transmissiom paths 9 DS3 level path with bit stream signaling | | | UDB | TPP9X | 17.84 | 130.84 | 130.84 | | | | 20.35 | 20.35 | 13.32 | 13.32 |
| | | CCS7 Signaling Usage Surrogate, per link per LATA | | | UDB | STU56 | 352.30 | | | | | | | | | |
| | | Signaling Point Code, per Originating Point Code Establishment or Change, per STP | | | UDB | CCAPO | | 121.77 | 121.77 | | | | 20.35 | 0.00 | 0.00 | 0.00 |
| | | CCS7 Signaling Usage, Per TCAP Message | | | | | 0.0000916bk | | | | | | | | | |
| | | CCS7 Signaling Usage, Per ISUP Message | | | | | 0.0000373bk | | | | | | | | | |
| Notes: If no rate is identified in the contract, the rates, terms, and conditions for the specific service or function will be as set forth in applicable BellSouth tariff. | | | | | | | | | | | | | | | | |

Attachment 4
BellSouth Collocation

Table of Contents

| | |
|---|------------------|
| 1. Scope of Attachment | 3 |
| 2 Optional Reports | 6 |
| 3 Collocation Options..... | 7 |
| 4 Occupancy | 12 |
| 5 Use of Collocation Space | 14 |
| 6 Ordering and Preparation of Collocation Space..... | 21 |
| 7 Construction and Provisioning..... | 26 |
| 8 Rates and Charges | 32 |
| 9 Insurance | 40 |
| 10 Mechanics Lien..... | 41 |
| 11 Inspections..... | 42 |
| 12 Security and Safety Requirements | 42 |
| 13 Destruction of Collocation Space..... | 44 |
| 14 Eminent Domain | 45 |
| 15 Nonexclusivity | 45 |
| Environmental & Safety Principles..... | Exhibit A |
| Rates | Exhibit B |
| Tennessee Regulatory Authority (TRA) Offered Language and Rates..... | Exhibit C |

BELLSOUTH COLLOCATION

1. Scope of Attachment

1.1 BellSouth Premises

1.1.1 The rates, terms and conditions contained within this Attachment shall only apply when Megagate is physically collocated as a sole occupant or as a Host within a BellSouth Premises pursuant to this Attachment. BellSouth Premises, as defined in this Attachment includes BellSouth Central Offices, and Remote Terminals (hereinafter “BellSouth Premises”). This Attachment is applicable to BellSouth Premises owned or leased by BellSouth. Where not specified, the language in this Attachment applies to both Central Office and Remote Site Collocation.

1.1.2 Third Party Property. If the BellSouth Premises, or the property on which it is located, is leased by BellSouth from a third party or otherwise controlled by a third party, special considerations and intervals may apply in addition to the terms and conditions of this Attachment. Additionally, where BellSouth notifies Megagate that BellSouth’s agreement with a third party does not grant BellSouth the ability to provide access and use rights to others, upon Megagate’s request, BellSouth will use commercially reasonable efforts to obtain the owner’s consent and to otherwise secure such rights for Megagate. Megagate agrees to reimburse BellSouth for all costs incurred by BellSouth in obtaining such rights for Megagate. In cases where a third party agreement does not grant BellSouth the right to provide access and use rights to others as contemplated by this Attachment and BellSouth, is unable to secure such access and use rights for Megagate, Megagate shall be responsible for obtaining such permission to access and use such property. BellSouth shall cooperate with Megagate in obtaining such permission.

1.2 Right to Occupy

1.2.1 BellSouth shall offer to Megagate collocation on rates, terms and conditions that are just, reasonable, nondiscriminatory and consistent with the rules of the FCC. Subject to the rates, terms and conditions of this Attachment, where space is available and it is technically feasible, BellSouth will allow Megagate to occupy a certain area designated by BellSouth within a BellSouth Premises, or on BellSouth property upon which the BellSouth Premises is located, of a size which is specified by Megagate and agreed to by BellSouth (hereinafter “Collocation Space”). Except as otherwise specified, any references to Collocation Space shall be for physical collocation. The necessary rates, terms and conditions for a premises as defined by the FCC, other than BellSouth Premises, shall be negotiated upon reasonable request for collocation at such premises.

1.2.2 Neither BellSouth nor any of BellSouth’s affiliates may reserve space for future use on more preferential terms than those set forth in this Attachment.

1.2.2.1 In all states other than Florida, the size specified by Megagate may contemplate a request for space sufficient to accommodate Megagate’s growth within a twenty-four (24) month period.

- 1.2.2.2 In the state of Florida, the size specified by Megagate may contemplate a request for space sufficient to accommodate Megagate's growth within an eighteen (18) month period.
- 1.3 Space Allocation. BellSouth shall assign Megagate Collocation Space that utilizes existing infrastructure (e.g., heating, ventilation, air conditioning (HVAC), lighting and available power), if such space is available for collocation. Otherwise, BellSouth shall attempt to accommodate Megagate's requested space preferences, if any, including the provision of contiguous space for any subsequent request for collocation. In allocating Collocation Space, BellSouth shall not materially increase Megagate's cost or materially delay Megagate's occupation and use of the Collocation Space, assign Collocation Space that will impair the quality of service or otherwise limit the service Megagate wishes to offer, reduce unreasonably the total space available for physical collocation or preclude reasonable physical collocation within the BellSouth Premises. Space shall not be available for collocation if it is: (a) physically occupied by non-obsolete equipment; (b) assigned to another collocated telecommunications carrier; (c) used to provide physical access to occupied space; (d) used to enable technicians to work on equipment located within occupied space; (e) properly reserved for future use, either by BellSouth or another collocated telecommunications carrier; or (f) essential for the administration and proper functioning of the BellSouth Premises. BellSouth may segregate Collocation Space and require separate entrances for collocated telecommunications carriers to access their Collocation Space, pursuant to FCC Rules.
- 1.4 Transfer of Collocation Space
- 1.4.1 Megagate shall be allowed to transfer Collocation Space to another CLEC under the following conditions: (1) the BellSouth Premises is not at or near space exhaustion; (2) the transfer of space shall be contingent upon BellSouth's approval, which will not be unreasonably withheld; (3) Megagate has no unpaid, undisputed collocation charges; and (4) the transfer of the Collocation Space is in conjunction with Megagate's sale of all or substantially all, of the in-place collocation equipment to the same CLEC.
- 1.4.2 The responsibilities of Megagate shall include: (1) submitting a letter of authorization to BellSouth for the transfer; (2) entering into a transfer agreement with BellSouth and the acquiring CLEC; and (3) returning all Security Access Devices to BellSouth. The responsibilities of the acquiring CLEC shall include: (1) submitting an application to BellSouth for the transfer of the Collocation Space; (2) satisfying all requirements of its interconnection agreement with BellSouth; (3) submitting a letter to BellSouth for the assumption of services; and (4) entering into a transfer agreement with BellSouth and Megagate.
- 1.4.3 In conjunction with a transfer of Collocation Space, any services associated with the Collocation Space shall be transferred pursuant to separately negotiated rates, terms and conditions.
- 1.5 Space Reclamation

- 1.5.1 In the event of space exhaust within a BellSouth Premises, BellSouth may include in its documentation for the Petition for Waiver filed with the Commission, any unutilized space in the BellSouth Premises. Megagate will be responsible for the justification of unutilized space within its Collocation Space, if the Commission requires such justification.
- 1.5.2 BellSouth may reclaim unused Collocation Space when a BellSouth Premises is at, or near, space exhaustion and Megagate cannot demonstrate that Megagate will utilize the Collocation Space in the time frames set forth below in Section 1.5.3. In the event of space exhaust or near exhaust within a BellSouth Premises, BellSouth will provide written notice to Megagate requesting that Megagate release non-utilized Collocation Space to BellSouth, when one hundred percent (100%) of the Collocation Space in Megagate's collocation arrangement is not being utilized.
- 1.5.3 Within twenty (20) days of receipt of written notification from BellSouth, Megagate shall either: (1) return the non-utilized Collocation Space to BellSouth in which case Megagate shall be relieved of all obligations for charges associated with that portion of the Collocation Space applicable from the date the Collocation Space is returned to BellSouth; or (2) for all states, with the exception of Florida, provide BellSouth with information demonstrating that the Collocation Space will be utilized within twenty-four (24) months from the date Megagate accepted the Collocation Space (Acceptance Date) from BellSouth. For Florida, Megagate shall provide information to BellSouth demonstrating that the Collocation Space will be utilized within eighteen (18) months from the Acceptance Date.
- 1.5.4 Disputes concerning BellSouth's claim of space exhaust, or near exhaust, or Megagate's refusal to return requested Collocation Space should be resolved by BellSouth and Megagate pursuant to the dispute resolution language contained in the General Terms and Conditions.
- 1.6 Use of Space. Megagate may only place in the Collocation Space equipment necessary for interconnection with BellSouth's services/facilities or for accessing BellSouth's unbundled network elements for the provision of Telecommunications Services, as specifically set forth in this Agreement. The Collocation Space assigned to Megagate may not be used for any purposes other than as specifically described herein, including, but not limited to office space or a place of reporting for Megagate's employees or certified suppliers.
- 1.7 Rates and Charges. Megagate agrees to pay the rates and charges identified in Exhibit B.
- 1.8 Due Dates. If any due date contained in this Attachment falls on a weekend or a national holiday, then the due date will be the next business day thereafter. For intervals of ten (10) days or less, national holidays will be excluded. For purposes of this Attachment, national holidays include the following: New Year's Day, Martin Luther King, Jr. Day, President's Day (Washington's Birthday), Memorial

Day, Independence Day, Labor Day, Columbus Day, Veteran's Day, Thanksgiving Day and Christmas Day.

- 1.9 Compliance. Subject to Section 24 of the General Terms and Conditions of this Agreement, the Parties agree to comply with all applicable federal, state, county, local and administrative laws, rules, ordinances, regulations and codes in the performance of their obligations hereunder.

2 Optional Reports

- 2.1 Space Availability Report. Upon request from Megagate and at Megagate's expense, BellSouth will provide a written report (Space Availability Report) describing in detail the space that is currently available for collocation at a particular BellSouth Premises. This report will include the amount of Collocation Space available at the BellSouth Premises requested, the number of collocators present at the BellSouth Premises, any modifications in the use of the space since the last report on the BellSouth Premises requested and the measures BellSouth is taking to make additional space available for collocation arrangements. A Space Availability Report does not reserve space at the BellSouth Premises for which the Space Availability Report was requested by Megagate.
- 2.1.1 The request from Megagate for a Space Availability Report must be in writing and include the BellSouth Premises street address, as identified in the LERG, and the CLLI code for the BellSouth Premises requested. CLLI code information is located in the NECA Tariff FCC No. 4.
- 2.1.2 BellSouth will respond to a request for a Space Availability Report for a particular BellSouth Premises within ten (10) days of the receipt of such request.
- 2.1.3 BellSouth will use commercially reasonable efforts to respond in ten (10) days to a Space Availability Report request when the request includes from two (2) to five (5) BellSouth Premises within the same state. The response time for Space Availability Report requests of more than five (5) BellSouth Premises, whether the request is for the same state or for two (2) or more states within the BellSouth Region, shall be negotiated between the Parties.
- 2.2 Remote Terminal Information. Upon request, BellSouth will provide Megagate with the following information concerning BellSouth's remote terminals: (i) the address of the remote terminal; (ii) the CLLI code of the remote terminal; (iii) the carrier serving area of the remote terminal; (iv) the designation of which remote terminals subtend a particular central office; and (v) the number and address of customers that are served by a particular remote terminal.
- 2.2.1 BellSouth will provide this information within thirty (30) days of a Megagate request subject to the following conditions: (i) the information will only be provided on a CD in the same format in which it appears in BellSouth's systems; and (ii) the information will only be provided for each serving wire center designated by Megagate, up to a maximum of thirty (30) wire centers per Megagate request per month per state. BellSouth will bill the nonrecurring charge pursuant to the rates in Exhibit B at the time BellSouth sends the CD.

3 Collocation Options

3.1 Cageless Collocation. BellSouth shall allow Megagate to collocate Megagate's equipment and facilities without requiring the construction of a cage or similar structure. BellSouth shall allow Megagate to have direct access to Megagate's equipment and facilities in accordance with Section 5.1.2 below. BellSouth shall make cageless collocation available in single bay increments. Except where Megagate's equipment requires special technical considerations (e.g., special cable racking or isolated ground plane), BellSouth shall assign cageless Collocation Space in conventional equipment rack lineups where feasible. For equipment requiring special technical considerations, Megagate must provide the equipment layout, including spatial dimensions for such equipment pursuant to generic requirements contained in Telcordia GR-63-Core, and shall be responsible for compliance with all special technical requirements associated with such equipment.

3.2 Caged Collocation

3.2.1 BellSouth will make caged Collocation Space in Central Offices available in fifty (50) square foot increments. At Megagate's option and expense, Megagate will arrange with a Supplier certified by BellSouth (BellSouth Certified Supplier) to construct a collocation arrangement enclosure in accordance with BellSouth's specifications for a wire mesh enclosure prior to starting equipment installation. Where local building codes require enclosure specifications more stringent than BellSouth's wire mesh enclosure specifications, Megagate and Megagate's BellSouth Certified Supplier must comply with the more stringent local building code requirements. Megagate's BellSouth Certified Supplier shall be responsible for filing and obtaining any and all necessary permits and/or licenses for such construction. BellSouth or BellSouth's designated agent or contractor shall provide, at Megagate's expense, documentation, which may include existing building architectural drawings, enclosure drawings, specifications, etc., necessary for Megagate's BellSouth Certified Supplier to obtain all necessary permits and/or other licenses. Megagate's BellSouth Certified Supplier shall bill Megagate directly for all work performed for Megagate. BellSouth shall have no liability for, nor responsibility to pay, such charges imposed by Megagate's BellSouth Certified Supplier. Megagate must provide the local BellSouth Central Office Building Contact with two (2) Access Keys that will allow entry into the locked enclosure. Except in the case of an emergency, BellSouth will not access Megagate's locked enclosure prior to notifying Megagate at least forty-eight (48) hours or two (2) business days, whichever is greater, before access to Megagate's Collocation Space is required. Upon request, BellSouth shall construct the enclosure for Megagate.

3.2.2 In the event Megagate's BellSouth Certified Supplier will construct the collocation arrangement enclosure, BellSouth may elect to review Megagate's plans and specifications, prior to allowing the construction to start, to ensure compliance with BellSouth's wire mesh enclosure specifications. BellSouth will notify Megagate of its desire to conduct this review in BellSouth's Application

Response, as defined herein, to Megagate's Initial Application. If Megagate's Initial Application does not indicate its desire to construct its own enclosure and Megagate subsequently decides to construct its own enclosure prior to BellSouth's Application Response, then Megagate will resubmit its Initial Application, indicating its desire to construct its own enclosure. If Megagate subsequently decides construct its own enclosure after the bona fide firm order (hereinafter "BFFO") has been accepted by BellSouth, Megagate will submit a Subsequent Application, as defined in Section 6.2 below. If BellSouth elects to review Megagate's plans and specifications, then BellSouth will provide notification to Megagate within ten (10) days after the Initial Application BFFO date or, if a Subsequent Application is submitted as set forth in the preceding sentence, then the Subsequent Application BFFO date. BellSouth shall complete its review within fifteen (15) days after BellSouth's receipt of Megagate's plans and specifications. Regardless of whether or not BellSouth elects to review Megagate's plans and specifications, BellSouth reserves the right to inspect the enclosure after construction has been completed to ensure that it is constructed according to Megagate's submitted plans and specifications and/or BellSouth's wire mesh enclosure specifications, as applicable. If BellSouth decides to inspect the constructed Collocation Space, BellSouth will complete its inspection within fifteen (15) days after receipt of Megagate's written notification that the enclosure has been completed. Within seven (7) days after BellSouth has completed its inspection of Megagate's caged Collocation Space, BellSouth shall require Megagate, at Megagate's expense, to remove or correct any structure that does not meet Megagate's plans and specifications or BellSouth's wire mesh enclosure specifications, as applicable.

3.3 Shared Caged Collocation

3.3.1 Megagate may allow other telecommunications carriers to share Megagate's caged Collocation Space, pursuant to the terms and conditions agreed to by Megagate (Host) and the other telecommunications carriers (Guests) contained in this Section, except where the BellSouth Premises is located within a leased space and BellSouth is prohibited by said lease from offering such an option to Megagate. BellSouth shall be notified in writing by Megagate upon the execution of any agreement between the Host and its Guest(s) prior to the submission of an application. Further, such notification shall include the name of the Guest(s), the term of the agreement, and a certification by Megagate that said agreement imposes upon the Guest(s) the same terms and conditions for Collocation Space as set forth in this Attachment between BellSouth and Megagate. The term of the agreement between the Host and its Guest(s) shall not exceed the term of this Agreement between BellSouth and Megagate.

3.3.2 Megagate, as the Host, shall be the sole interface and responsible Party to BellSouth for the assessment and billing of rates and charges contained within this Attachment and for the purposes of ensuring that the safety and security requirements of this Attachment are fully complied with by the Guest(s), its employees and agents. BellSouth shall provide Megagate with a pro-ration of the

costs of the Collocation Space based on the number of collocators and the space used by each. There will be a minimum charge of one (1) bay/rack per Host/Guest. In addition to the above, for all states other than Florida, Megagate shall be the responsible Party to BellSouth for the purpose of submitting applications for initial and additional equipment placement for the Guest(s). In Florida, the Guest(s) may submit its own Initial Application and Subsequent Applications for equipment placement using the Host's ACNA. A separate Guest application shall result in the assessment of an Initial Application Fee or a Subsequent Application Fee, as set forth in Exhibit B, which will be billed to the Host on the date that BellSouth provides its written Application Response to the Guest(s) Bona Fide application.

3.3.3 Notwithstanding the foregoing, the Guest(s) may submit service orders directly to BellSouth to request the provisioning of interconnecting facilities between BellSouth and the Guest(s), the provisioning of services, and/or access to Network Elements. The bill for these interconnecting facilities, services and Network Elements will be charged to the Guest(s) pursuant to the applicable BellSouth Tariff or the Guest's Interconnection Agreement with BellSouth.

3.3.4 Megagate shall indemnify and hold harmless BellSouth from any and all claims, actions, causes of action, of whatever kind or nature arising out of the presence of Megagate's Guest(s) in the Collocation Space, except to the extent caused by BellSouth's sole negligence, gross negligence, or willful misconduct.

3.4 Adjacent Collocation

3.4.1 Subject to technical feasibility and space availability, BellSouth will permit an adjacent collocation arrangement (Adjacent Arrangement) on BellSouth Premises' property only when space within the requested BellSouth Premises is legitimately exhausted and where the Adjacent Arrangement does not interfere with access to existing or planned structures or facilities on the BellSouth Premises' property. An Adjacent Arrangement shall be constructed or procured by Megagate or Megagate's BellSouth Certified Supplier and must be in conformance with the provisions of BellSouth's design and construction specifications. Further, Megagate shall construct, procure, maintain and operate said Adjacent Arrangement pursuant to all of the applicable rates, terms and conditions set forth in this Attachment.

3.4.2 If Megagate requests Adjacent Collocation, pursuant to the conditions stated in Section 3.4 above, Megagate must arrange with a BellSouth Certified Supplier to construct or procure the Adjacent Arrangement structure in accordance with BellSouth's specifications. BellSouth will provide the appropriate specifications upon request. Where local building codes require specifications more stringent than BellSouth's own specifications, Megagate and Megagate's BellSouth Certified Supplier shall comply with the more stringent local building code requirements. Megagate's BellSouth Certified Supplier shall be responsible for filing and obtaining any and all necessary zoning, permits and/or licenses for such construction. Megagate's BellSouth Certified Supplier shall bill Megagate

directly for all work performed for Megagate to comply with this Attachment. BellSouth shall have no liability for, nor responsibility to pay such charges imposed by Megagate's BellSouth Certified Supplier. Megagate must provide the local BellSouth contact with two (2) cards, keys or other access devices used to gain entry into the locked enclosure. Except in the case of an emergency, BellSouth will not access Megagate's locked enclosure prior to notifying Megagate at least forty-eight (48) hours or two (2) business days, whichever is greater, before access to the Collocation Space is required.

3.4.3 Megagate must submit its Adjacent Arrangement construction plans and specifications to BellSouth when it places its Firm Order. BellSouth shall review Megagate's plans and specifications prior to the construction of an Adjacent Arrangement to ensure Megagate's compliance with BellSouth's specifications. BellSouth shall complete its review within fifteen (15) days after receipt of the plans and specifications from Megagate for the Adjacent Arrangement. BellSouth may inspect the Adjacent Arrangement during and after construction is completed to ensure that it is constructed according to Megagate's submitted plans and specifications. If BellSouth decides to inspect the completed Adjacent Arrangement, BellSouth will complete its inspection within fifteen (15) days after receipt of Megagate's written notification that the Adjacent Arrangement has been completed. Within seven (7) days after BellSouth has completed its inspection of Megagate's Adjacent Arrangement, BellSouth shall require Megagate, at Megagate's expense, to remove or correct any structure that does not meet its submitted plans and specifications or BellSouth's specifications, as applicable.

3.4.4 Megagate shall provide a concrete pad, the structure housing the Adjacent Arrangement, HVAC, lighting and all of the facilities that are required to connect the structure (i.e., racking, conduits, etc.) to the BellSouth point of demarcation. At Megagate's option and where the local authority having jurisdiction permits, BellSouth shall provide an AC power source and access to physical Collocation services and facilities, subject to the same nondiscriminatory requirements as those applicable to any other physical Collocation arrangement. In Alabama and Louisiana, at Megagate's request and expense, BellSouth will provide Direct Current (DC) power to an Adjacent Collocation site where technically feasible, as that term has been defined by the FCC, and in accordance with applicable law. BellSouth will provide DC power in an Adjacent Arrangement provided that such provisioning can be done in compliance with the National Electric Code (NEC), all safety and building codes and any local codes, such as, but not limited to, local zoning codes, and upon completion of negotiations between the Parties on the applicable rates and provisioning intervals. Megagate will pay for any and all DC power construction and provisioning costs to an Adjacent Arrangement through individual case basis (ICB) pricing that must be paid as follows: fifty percent (50%) before the DC installation work begins and fifty percent (50%) at completion of the DC installation work to the Adjacent Arrangement. Megagate's BellSouth Certified Supplier shall be responsible, at Megagate's sole expense, for filing the required documentation to obtain any and all necessary permits and/or licenses for an Adjacent Arrangement. BellSouth shall allow Shared Caged

Collocation within an Adjacent Arrangement, pursuant to the terms and conditions set forth in Section 3.3 above.

3.5 Direct Connect

3.5.1 BellSouth will permit Megagate to directly interconnect between its own physical/virtual Collocation Spaces within the same BellSouth Premises (Direct Connect). Megagate shall contract with a BellSouth Certified Supplier to place the Direct Connect, which shall be provisioned using facilities owned by Megagate. A Direct Connect shall utilize BellSouth common cable support structure. There will be a recurring charge per linear foot, per cable, of the actual common cable support structure used by Megagate to provision the Direct Connect between its physical/virtual Collocation Spaces. In those instances where Megagate's physical/virtual Collocation Spaces are contiguous in the central office, Megagate will have the option of using Megagate's own technicians to deploy the Direct Connect using either electrical or optical facilities between its Collocation Spaces by constructing its own dedicated cable support structure. Megagate will deploy such electrical or optical connections directly between its own equipment without being routed through BellSouth's equipment or common cable support structure. Megagate may not self-provision a Direct Connect on any BellSouth distribution frame, Point of Termination (POT) Bay, Digital System Cross-Connect (DSX) panel or Light Guide Cross-Connect (LGX) panel. Megagate is solely responsible for ensuring the integrity of the signal.

3.5.2 To place an order for a Direct Connect, Megagate must submit an Initial Application or Subsequent Application to BellSouth. If no modification to the Collocation Space is requested other than the placement of a Direct Connect, the Co-Carrier Cross Connect/Direct Connect Application Fee for Direct Connect, as defined in Exhibit B, will apply. If other modifications are requested, in addition to the placement of a Direct Connect, either an Initial Application Fee or a Subsequent Application Fee will apply, pursuant to Section 6.2 below. BellSouth will bill this nonrecurring charge on the date that BellSouth provides an Application Response to Megagate.

3.6 Co-Carrier Cross Connect (CCXC)

3.6.1 A CCXC is a cross connection between Megagate and another collocated telecommunications carrier, other than BellSouth, in the same BellSouth Premises. Where technically feasible, BellSouth will permit Megagate to interconnect between its Collocation Space(s) and the physical/virtual collocation space(s) of another collocated telecommunications carrier(s) within the same BellSouth Premises via a CCXC, pursuant to the FCC's Rules. The other collocated telecommunications carrier's agreement must also contain CCXC rates, terms and conditions before BellSouth will permit the provisioning of a CCXC between the two (2) collocated carriers. The applicable BellSouth charges will be assessed to Megagate upon Megagate's request for the CCXC. Megagate is prohibited from using the Collocation Space for the sole or primary purpose of cross-connecting to other collocated telecommunications carriers.

- 3.6.2 Megagate must contract with a BellSouth Certified Supplier to place the CCXC. The CCXC shall be provisioned using facilities owned by Megagate. Such cross-connections to other collocated telecommunications carriers may be made using either electrical or optical facilities. Megagate shall be responsible for providing a LOA, with the application, to BellSouth from the other collocated telecommunications carrier to which it will be cross-connecting. The CCXC shall utilize BellSouth common cable support structure. There will be a recurring charge per linear foot, per cable, of the common cable support structure used by Megagate to provision the CCXC to the other collocated telecommunications carrier. In those instances where Megagate's equipment and the equipment of the other collocated telecommunications carrier are located in contiguous caged Collocation Space, Megagate may use its own technicians to install the CCXC using either electrical or optical facilities between the equipment of both collocated telecommunications carriers by constructing a dedicated cable support structure between the two (2) contiguous cages. Megagate shall deploy such electrical or optical cross-connections directly between its own equipment and the equipment of the other collocated telecommunications carrier without being routed through BellSouth's equipment or, in the case of a CCXC provisioned between contiguous collocation spaces, common cable support structure. Megagate shall not provision CCXC on any BellSouth distribution frame, POT Bay, DSX panel or LGX panel. Megagate is solely responsible for ensuring the integrity of the signal.
- 3.6.3 To place an order for a CCXC, Megagate must submit an application to BellSouth. If no modification to the Collocation Space is requested other than the placement of a CCXC, the Co-Carrier Cross Connect/Direct Connect Application Fee for a CCXC, as defined in Exhibit B, will apply. If other modifications are requested, in addition to the placement of a CCXC, either an Initial Application or a Subsequent Application Fee will apply, pursuant to Section 6.2 below. BellSouth will bill this nonrecurring charge on the date that it provides an Application Response to Megagate.

4 Occupancy

- 4.1 Space Ready Notification. BellSouth will notify Megagate in writing when the Collocation Space is ready for occupancy (Space Ready Date).
- 4.2 Acceptance Walkthrough. Megagate will schedule and complete an acceptance walkthrough of new or additional provisioned Collocation Space with BellSouth within fifteen (15) days after the Space Ready Date. BellSouth will correct any identified deviations from Megagate's original or jointly amended application within seven (7) days after the walkthrough, unless the Parties mutually agree upon a different time frame. BellSouth will then establish a new Space Ready Date. Another acceptance walkthrough will be scheduled and conducted within fifteen (15) days after the new Space Ready Date. This follow-up acceptance walkthrough will be limited to only those deviations identified in the initial walkthrough. If Megagate completes its acceptance walkthrough within the fifteen (15) day interval associated with the applicable Space Ready Date, billing

will begin upon the date of Megagate's acceptance of the Collocation Space (Space Acceptance Date). In the event Megagate fails to complete an acceptance walkthrough within the fifteen (15) day interval associated with the applicable Space Ready Date, the Collocation Space shall be deemed accepted by Megagate on the Space Ready Date and billing will commence from that date.

4.3 Early Space Acceptance. If Megagate decides to occupy the Collocation Space prior to the Space Ready Date, the date Megagate executes the Agreement for Customer Access and Acceptance to Unfinished Collocation Space is the date that will be deemed the Space Acceptance Date and billing will begin from that date.

4.4 Equipment Installation. Megagate shall notify BellSouth in writing that its collocation equipment installation is complete. Megagate's collocation equipment installation is complete when Megagate's equipment is connected to BellSouth's network for the purpose of provisioning Telecommunication Services to Megagate's customers. BellSouth may refuse to accept any orders for cross-connects until it has received such notice from Megagate.

4.5 Termination of Occupancy.

4.5.1 In addition to any other provisions addressing termination of occupancy in this Agreement, Megagate may terminate its occupancy of a particular Collocation Space by submitting a Subsequent Application requesting termination of occupancy for such Collocation Space. Such termination shall be effective upon BellSouth's acceptance of the Space Relinquishment Form. Billing for monthly recurring charges will cease on the date that Megagate and BellSouth conduct an inspection of the terminated space and jointly sign off on the Space Relinquishment Form or on the date that Megagate signs off on the Space Relinquishment Form and sends this form to BellSouth, provided no discrepancies are found during BellSouth's subsequent inspection of the terminated space. If the subsequent inspection by BellSouth reveals any discrepancies, billing will cease on the date that BellSouth and Megagate jointly conduct an inspection, confirming that Megagate has corrected all of the noted discrepancies identified by BellSouth. A Subsequent Application Fee will not apply for the termination of occupancy; however, specific disconnect fees may apply to the services terminating to such Collocation Space. The particular disconnect fees that would apply in each state are contained in Exhibit B.

4.5.2 Upon termination of occupancy, Megagate, at its sole expense, shall remove its equipment and any other property owned, leased or controlled by Megagate from the Collocation Space. Megagate shall have thirty (30) days from the Bona Fide Firm Order (BFFO) date (Termination Date) to complete such removal, including the removal of all equipment and facilities of Megagate's Guest(s), unless Megagate's Guest(s) has assumed responsibility for the Collocation Space housing the Guest(s)'s equipment and executed the appropriate documentation required by BellSouth to transfer the Collocation Space to the Guest(s) prior to Megagate's Termination Date.

4.5.3 Megagate shall continue the payment of all monthly recurring charges to

BellSouth until the date Megagate, and if applicable Megagate's Guest(s), has fully vacated the Collocation Space and the Space Relinquishment Form has been accepted by BellSouth. If Megagate or Megagate's Guest(s) fails to vacate the Collocation Space within thirty (30) days from the Termination Date, BellSouth shall have the right to remove and dispose of the equipment and any other property of Megagate or Megagate's Guest(s), in any manner that BellSouth deems fit, at Megagate's expense and with no liability whatsoever for Megagate's property or Megagate's Guest(s) property.

- 4.5.4 Upon termination of Megagate's right to occupy specific Collocation Space, the Collocation Space will revert back to BellSouth's central office space inventory. Megagate shall surrender the Collocation Space to BellSouth in the same condition as when it was first occupied by Megagate, with the exception of ordinary wear and tear, unless otherwise agreed to by the Parties. Megagate's BellSouth Certified Supplier shall be responsible for updating and making any necessary changes to BellSouth's records as required by BellSouth specifications including, but not limited to, BellSouth's Central Office Record Drawings and ERMA Records. Megagate shall be responsible for the cost of removing any Megagate constructed enclosure, as well as any supporting structures (e.g., racking, conduits, power cables, etc.), by the Termination Date and restoring the grounds to their original condition.

5 Use of Collocation Space

5.1 Equipment Type

- 5.1.1 BellSouth shall permit the collocation and use of any equipment necessary for interconnection to BellSouth's network and/or access to BellSouth's unbundled network elements in the provision of Telecommunications Services, as the term "necessary" is defined by FCC 47 C.F.R. § 51.323 (b). The primary purpose and function of any equipment collocated in a BellSouth Premises must be for interconnection to BellSouth's network or access to BellSouth's unbundled network elements in the provision of Telecommunications Services. Equipment is necessary for interconnection if an inability to deploy that equipment would, as a practical, economical, or operational matter, preclude the requesting carrier from obtaining interconnection with BellSouth at a level equal in quality to that which BellSouth obtains within its own network or what BellSouth provides to any affiliate, subsidiary, or other party.
- 5.1.2 Examples of equipment that would not be considered necessary include, but are not limited to: traditional circuit switching equipment, equipment used exclusively for call-related databases, computer servers used exclusively for providing information services, OSS equipment used to support collocated telecommunications carrier network operations, equipment that generates customer orders, manages trouble tickets or inventory, or stores customer records in centralized databases, etc. BellSouth will determine upon receipt of an application if the requested equipment is necessary based on the criteria established by the FCC. Multifunctional equipment placed on a BellSouth

Premises must not place any greater relative burden on BellSouth's property than comparable single-function equipment. BellSouth reserves the right to allow the collocation of any equipment on a nondiscriminatory basis.

- 5.1.3 Such equipment must, at a minimum, meet the following Telcordia Network Equipment Building Systems (NEBS) General Equipment Requirements: for Central Offices Criteria Level 1 requirements as outlined in Telcordia Special Report SR-3580, Issue 1 and for Remote Sites Criteria Level 3 requirements as outlined in the Telcordia Special report SR-3580, Issue 1. Upon request by Megagate, BellSouth, at its discretion, may consent to the collocation of any equipment not meeting these standards. Except where otherwise required by a Commission, BellSouth shall comply with the applicable FCC rules relating to denial of collocation equipment based on Megagate's failure to comply with this Section.
- 5.1.4 At a Remote Site, all Megagate equipment installation shall comply with BellSouth TR 73503-11h, "Grounding - Engineering Procedures". Metallic cable sheaths and metallic strength members of optical fiber cables as well as the metallic cable sheaths of all copper conductor cables shall be bonded to the designated grounding bus for the Remote Site Location. All copper conductor pairs, working and non-working, shall be equipped with a solid-state protector unit (over-voltage protection only), which has been listed by a nationally recognized testing laboratory.
- 5.2 Terminations. Megagate shall not request more DS0, DS1, DS3 and/or optical terminations for a collocation arrangement than the total port or termination capacity of the equipment physically installed in the Collocation Space. The total capacity of the equipment collocated in the Collocation Space will include equipment contained in an application, as well as any equipment already placed in the Collocation Space. If full network termination capacity of the equipment being installed is not requested in the application submitted by Megagate, additional network terminations for the installed equipment will require the submission of a Subsequent Application. In the event Megagate submits an application for terminations that will exceed the total capacity of the collocated equipment, Megagate will be informed of the discrepancy by BellSouth and required to submit a revision to the application.
- 5.3 Security Interest in Equipment. Commencing with the most current calendar quarter after the Effective Date of this Agreement, and thereafter with respect to each subsequent calendar quarter during the term of this Agreement, Megagate will, no later than thirty (30) days after the close of such calendar quarter, provide a report to ICS Collocation Product Management, Room 34th Floor, 675 W. Peachtree Street, Atlanta, Georgia 30375, listing any equipment in the Collocation Space (i) that was added during the calendar quarter to which such report pertains, and (ii) for which there is a UCC-1 lien holder or to another entity that has a secured financial interest in such equipment (Secured Equipment). If no Secured Equipment has been installed within a given calendar quarter, no report shall be due hereunder in connection with such calendar quarter.

- 5.4 No Marketing. Megagate shall not use the Collocation Space for marketing purposes, nor shall it place any identifying signs or markings outside the Collocation Space or on the grounds of the BellSouth Premises.
- 5.5 Equipment Identification. Megagate shall place a plaque or affix other identification (e.g., stenciling or labeling) to each piece of Megagate's equipment, including the appropriate emergency contacts with their corresponding telephone numbers, in order for BellSouth to properly identify Megagate's equipment in the case of an emergency. For caged Collocation Space, such identification must be placed on a plaque affixed to the outside of the caged enclosure.
- 5.6 Entrance Facilities.
- 5.6.1 Megagate may elect to place Megagate-owned or Megagate leased fiber entrance facilities into its Collocation Space. BellSouth will designate the point of interconnection in close proximity to the BellSouth Premises housing the Collocation Space, such as at an entrance manhole or a cable vault for Central Offices, which is physically accessible by both Parties. For Central Offices, Megagate will provide and place fiber cable in the entrance manhole of sufficient length to be pulled through conduit and into the splice location. Megagate will provide and install a sufficient length of fire retardant riser cable, to which BellSouth will splice the entrance cable. The fire retardant riser cable will extend from the splice location to Megagate's equipment in Megagate's Collocation Space. In the event Megagate utilizes a non-metallic, riser-type entrance facility, a splice will not be required. For Remote Terminals Megagate will provide and place copper cable through conduit from the Remote Site Collocation Space to the feeder distribution interface. Such copper cable must be of sufficient length to reach the splice location for splicing by BellSouth. Megagate must contact BellSouth for authorization and instruction prior to placing any entrance facility cable in an entrance manhole or cable vault. Megagate is responsible for the maintenance of the entrance facilities. Nonrecurring charges for cable installation will be assessed on a per cable basis as set forth in Exhibit B upon receipt of Megagate's BFFO. Recurring charges for the cable support structure will be billed at the rates set forth in Exhibit B.
- 5.6.2 Central Office Microwave Transmission Facilities. At Megagate's request, BellSouth will accommodate, where technically feasible and space is available, a microwave entrance facility, pursuant to separately negotiated rates, terms and conditions.
- 5.6.3 Central Office Copper and Coaxial Cable Entrance Facilities. In Florida and Georgia, BellSouth shall permit Megagate to use copper or coaxial cable entrance facilities, if approved by the Commission, but only in those rare instances where Megagate demonstrates a necessity and entrance capacity is not at or near exhaust in a particular BellSouth Premises in which Megagate's Collocation Space is located. In Florida, Megagate must have approval by the Commission before it submits a request for copper entrance facilities. Notwithstanding the foregoing, in the case of adjacent collocation, copper facilities may be used between the

adjacent collocation arrangement and the central office demarcation point, unless BellSouth determines that limited space is available for the placement of these entrance facilities.

5.7 Dual Entrance Facilities at a Central Office. BellSouth will provide at least two (2) interconnection points at each Central Office where at least two (2) such interconnection points are available and capacity exists. Upon receipt of a request by Megagate for dual entrance facilities to its physical Collocation Space, BellSouth shall provide Megagate with information regarding BellSouth's capacity to accommodate the requested dual entrance facilities. If conduit in the serving manhole(s) is available and is not reserved for another purpose or for utilization within twelve (12) months of the receipt of an application for collocation, BellSouth will make the requested conduit space available for the installation of a second entrance facility to Megagate's Collocation Space. The location of the serving manhole(s) will be determined at the sole discretion of BellSouth. Where dual entrance facilities are not available due to a lack of capacity, BellSouth will provide this information to Megagate in the Application Response.

5.8 Shared Use

5.8.1 Megagate may utilize spare capacity on an existing telecommunications carrier's entrance facility for the purpose of obtaining an entrance facility to Megagate's Collocation Space within the same BellSouth Premises.

5.8.2 BellSouth shall allow the splice, as long as the fiber is non-working dark fiber. Megagate must arrange with BellSouth in accordance with BellSouth's Special Construction Procedures, RL93-11-030BT, and provide a LOA from the other telecommunications carrier authorizing BellSouth to perform the splice of the Megagate-provided riser cable to the spare capacity on the other telecommunications carrier's entrance facility. If Megagate desires to allow another telecommunications carrier to use its entrance facilities, the telecommunications carrier must arrange with BellSouth in accordance with BellSouth's Special Construction Procedures, RL93-11-030BT, and provide a LOA from Megagate authorizing BellSouth to perform the splice of the telecommunications carrier's provided riser cable to the spare capacity on Megagate's entrance facility.

5.9 Demarcation Point

5.9.1 In Tennessee, if Megagate elects the Tennessee Regulatory Authority (TRA) rates as set forth in Exhibit C, the additional language also set forth in Exhibit C for Demarcation Point, will be effective in conjunction with the remaining terms and conditions of this Attachment.

5.9.2 BellSouth will designate the point(s) of demarcation between Megagate's equipment and/or network facilities and BellSouth's network facilities. Each Party will be responsible for the maintenance and operation of all equipment/facilities on its side of the demarcation point. Megagate shall be responsible for providing the common block and cabling and Megagate's

BellSouth Certified Supplier shall be responsible for installing and properly labeling/stenciling the common block and any necessary cabling identified in Section 7 below. Megagate or its agent must perform all required maintenance to the equipment/facilities on its side of the demarcation point, pursuant to Section 5.10 below and may self-provision cross-connects that may be required within its own Collocation Space to activate service requests.

- 5.10 Equipment and Facilities. Megagate, or if required by this Attachment, Megagate's BellSouth Certified Supplier, is solely responsible for the design, engineering, installation, testing, provisioning, performance, monitoring and maintenance/repair of the equipment and network facilities used by Megagate, which must be performed in compliance with all applicable BellSouth specifications. Such equipment and network facilities may include, but are not limited to, cable(s), equipment, and POT connections. Megagate and its designated BellSouth Certified Supplier must follow and comply with all BellSouth specifications outlined in the following BellSouth Technical Requirements: TR 73503, TR 73519, TR 73572 and TR 73564.
- 5.11 BellSouth's Access to Collocation Space
- 5.11.1 From time to time, BellSouth may require access to Megagate's Collocation Space. BellSouth retains the right to access Megagate's Collocation Space for the purpose of making BellSouth equipment and building modifications (e.g., installing, altering or removing racking, ducts, electrical wiring, HVAC, and cabling). In such cases, BellSouth will give notice to Megagate at least forty-eight (48) hours before access to Megagate's Collocation Space is required. Megagate may elect to be present whenever BellSouth performs work in the Megagate's Collocation Space. The Parties agree that Megagate will not bear any of the expense associated with this type of work.
- 5.11.2 In the case of an emergency, BellSouth will provide oral notice of entry as soon as reasonably practicable after such entry.
- 5.11.3 Megagate must provide the local BellSouth Central Office Building Contact with two (2) Access Devices that will allow BellSouth entry into any enclosed and locked Collocation Space including, but not limited to, an Adjacent Arrangement, pursuant to the requirements contained in this Section.
- 5.12 Megagate's Access
- 5.12.1 Pursuant to Section 12 below, Megagate shall have access to its Collocation Space twenty-four (24) hours a day, seven (7) days a week. Megagate agrees to provide the name, date of birth and either the social security number or driver's license number of each employee, supplier or agent of Megagate or Megagate's Guest(s) with Megagate's written request for access keys or cards (Access Devices) for specific BellSouth Premises, prior to the issuance of said Access Devices, using Form RF-2906-C, the "CLEC and CLEC Certified Supplier Access Request and Acknowledgement" form. The appropriate key acknowledgement forms (the "Collocation Acknowledgement Sheet" for access cards and the "Key Acknowledgement Form" for keys) must be signed by

Megagate and returned to BellSouth Access Management within fifteen (15) days of Megagate's receipt of these forms. Failure to return these properly acknowledged forms will result in the subsequent access key or card requests being held by BellSouth until the proper acknowledgement documents have been received by BellSouth and reflect current information. Charges for Security Access System and for Security Access Devices will be billed at the rates set forth in Exhibit B. Access Devices may not be duplicated under any circumstances. Megagate agrees to be responsible for all Access Devices and for the return of all Access Devices in the possession of Megagate's employees, suppliers, agents or Guests after termination of the employment relationship, the contractual obligation with Megagate ends, upon the termination of this Agreement, or upon the termination of occupancy of Collocation Space in a specific BellSouth Premises. Megagate shall pay all applicable charges associated with lost or stolen Access Devices.

5.12.2 Megagate must submit to BellSouth the completed Access Control Request Form for all employees, suppliers, agents or Guests requiring access to a BellSouth Premises at least thirty (30) days prior to the date Megagate desires to gain access to the Collocation Space. In order to permit reasonable access during construction of the Collocation Space, Megagate may submit a request for its one (1) free accompanied site visit to its designated Collocation Space at any time subsequent to BellSouth's receipt of the BFFO. In the event Megagate desires access to its designated Collocation Space after the first accompanied free visit and Megagate's access request form(s) has not been approved by BellSouth or Megagate has not yet submitted an access request form to BellSouth, Megagate shall be permitted to access the Collocation Space accompanied by a BellSouth security escort, at Megagate's expense, which will be assessed pursuant to the Security Escort fees contained in Exhibit B. Megagate must request that escorted access be provided by BellSouth to Megagate's designated Collocation Space at least three (3) business days prior to the date such access is desired. A BellSouth security escort will be required whenever Megagate or its approved agent or supplier requires access to the entrance manhole.

5.13 Lost or Stolen Access Devices. Megagate shall immediately notify BellSouth in writing when any of its Access Devices have been lost or stolen. If it becomes necessary for BellSouth to re-key buildings or deactivate an Access Device as a result of a lost or stolen Access Device(s) or for failure of Megagate's employees, suppliers, agents or Guest(s) to return an Access Device(s), Megagate shall pay for the costs of re-keying the building or deactivating the Access Device(s).

5.14 Interference or Impairment

5.14.1 Notwithstanding any other provisions of this Attachment, Megagate shall not use any product or service provided under this Agreement, any other service related thereto or used in combination therewith, or place or use any equipment or facilities in any manner that (1) significantly degrades, interferes with or impairs service provided by BellSouth or any other entity or any person's use of its telecommunications services; (2) endangers or damages the equipment, facilities

or any other property of BellSouth or any other entity or person; (3) compromises the privacy of any communications routed through the BellSouth Premises; or (4) creates an unreasonable risk of injury or death to any individual or to the public. If BellSouth reasonably determines that any equipment or facilities of Megagate violates the provisions of this paragraph, BellSouth shall provide written notice to Megagate, which shall direct Megagate to cure the violation within forty-eight (48) hours of Megagate's receipt of written notice or, if such cure is not feasible, at a minimum, to commence curative measures within twenty-four (24) hours and exercise reasonable diligence to complete such measures as soon as possible thereafter. After receipt of the notice, the Parties agree to consult immediately and, if necessary, to conduct an inspection of the Collocation Space.

5.14.2 Except in the case of the deployment of an advanced service which significantly degrades the performance of other advanced services or traditional voice band services, if Megagate fails to cure the violation within forty-eight (48) hours or, if such cure is not possible, to commence curative action within twenty-four (24) hours and exercise reasonable diligence to complete such action as soon as possible, or if the violation is of a character that poses an immediate and substantial threat of damage to property or injury or death to any person, or any other significant degradation, interference or impairment of BellSouth's or another entity's service, then and only in that event, BellSouth may take such action as it deems necessary to eliminate such threat including, without limitation, the interruption of electrical power to Megagate's equipment and/or facilities. BellSouth will endeavor, but is not required, to provide notice to Megagate prior to the taking of such action and BellSouth shall have no liability to Megagate for any damages arising from such action, except to the extent that such action by BellSouth constitutes gross negligence or willful misconduct.

5.14.3 For purposes of this Section, the term "significantly degrades" shall be defined as an action that noticeably impairs a service from a user's perspective. In the case of the deployment of an advanced service which significantly degrades the performance of other advanced services or traditional voice band services and Megagate fails to cure the violation within forty-eight (48) hours, or if such cure is not possible, to commence curative action within twenty-four (24) hours and exercise reasonable diligence to complete such action as soon as possible, BellSouth will establish before the appropriate Commission that the technology deployed is causing the significant degradation. Any claims of network harm presented to Megagate or, if subsequently necessary, the Commission must be provided by BellSouth with specific and verifiable information. When BellSouth demonstrates that a certain technology deployed by Megagate is significantly degrading the performance of other advanced services or traditional voice band services, Megagate shall discontinue deployment of that technology and migrate its customers to other technologies that will not significantly degrade the performance of such services. Where the only degraded service itself is a known disturber, and the newly deployed technology satisfies at least one of the criteria for a presumption that it is acceptable for deployment, pursuant to 47 C.F.R. § 51.230, the degraded service shall not prevail against the

newly-deployed technology.

- 5.15 Personalty and Its Removal. Facilities and equipment placed by Megagate in the Collocation Space shall not become a part of the Collocation Space, even if nailed, screwed or otherwise fastened to the Collocation Space, but shall retain their status as personal property and may be removed by Megagate at any time. Any damage caused to the Collocation Space by Megagate's employees, suppliers, agents or Guests during the installation or removal of such property shall be promptly repaired by Megagate at its sole expense. If Megagate decides to remove equipment and/or facilities from its Collocation Space and the removal requires no physical work be performed by BellSouth and Megagate's physical work includes, but is not limited to, power reduction, cross-connects, or tie pairs, BellSouth will bill Megagate the Administrative Only Application Fee associated with the type of removal activity performed by Megagate, as set forth in Exhibit B. This nonrecurring fee will be billed on the date that BellSouth provides an Application Response to Megagate.
- 5.16 Alterations. Under no condition shall Megagate or any person acting on behalf of Megagate make any rearrangement, modification, augment, improvement, addition, and/or other alteration which could affect in any way space, power, HVAC, and/or safety considerations to the Collocation Space or the BellSouth Premises, hereinafter referred to individually or collectively as "Alterations", without the express written consent of BellSouth, which shall not be unreasonably withheld. The cost of any such Alteration shall be paid by Megagate. An Alteration shall require the submission of a Subsequent Application and will result in the assessment of the applicable application fee associated with the type of alteration requested, as set forth in Sections 6.2.1 and 7.1.4 below, which will be billed by BellSouth on the date that BellSouth provides Megagate with an Application Response.
- 5.17 Central Office Janitorial Service. Megagate shall be responsible for the general upkeep of its Collocation Space. Megagate shall arrange directly with a BellSouth Certified Supplier for janitorial services applicable to caged Collocation Space. Upon request, BellSouth shall provide a list of such suppliers on a BellSouth Premises-specific basis.
- 5.18 Upkeep of Remote Collocation Space. Megagate shall be responsible for the general upkeep and cleaning of the Remote Collocation Space. Megagate shall be responsible for removing any of Megagate's debris from the Remote Collocation Space and from in and around the Remote Site Location on each visit.
- 6 Ordering and Preparation of Collocation Space**
- 6.1 Initial Application. For Megagate's or Megagate's Guest's(s') initial equipment placement, Megagate shall input a physical Expanded Interconnection Application Document (Initial Application) for physical Collocation Space directly into BellSouth's electronic application (e.App) system for processing.

The Initial Application is considered Bona Fide when it is complete and accurate, meaning that all of the required fields on the Initial Application are completed with the appropriate type of information. An Initial Application Fee, as set forth in Exhibit B, will apply to each Initial Application submitted by Megagate for Central Office or Remote Site Collocation, as applicable, and will be billed by BellSouth on the date BellSouth provides Megagate with an Application Response.

- 6.1.1 For Remote Site Collocation, a request for additional space at a later date will require the submission of an Initial Application. The installation of additional shelves/equipment within an existing bay does not require an Initial Application.
- 6.2 Subsequent Application. In the event Megagate or Megagate's Guest(s) desires to modify its use of the Collocation Space in a Central Office after a BFFO, Megagate shall complete an application that contains all of the detailed information associated with a requested Alteration of the Collocation Space, as defined in Section 5.15 above (Subsequent Application). The Subsequent Application will be considered Bona Fide when it is complete and accurate, meaning that all of the required fields on the Subsequent Application have been completed with the appropriate type of information associated with the requested Alteration. BellSouth shall determine what modifications, if any, to the BellSouth Premises are required to accommodate the change(s) requested by Megagate in the Subsequent Application. Such modifications to the BellSouth Premises may include, but are not limited to, floor loading changes, changes necessary to meet HVAC requirements, changes to power plant requirements, equipment additions, etc.
- 6.2.1 Subsequent Application Fees. The application fee paid by Megagate for an Alteration in a Central Office shall be dependent upon the level of assessment needed to provide a complete Application Response for the Alteration requested. Where the Subsequent Application does not require provisioning or construction work, but requires BellSouth to perform an administrative activity, an Administrative Only Application Fee shall apply as set forth in Exhibit B. The Administrative Only Application Fee will apply to Subsequent Applications associated with a transfer of ownership of the Collocation Space, removal of equipment from the Collocation Space (where the removal requires no physical work to be performed by BellSouth), and a virtual-to-physical conversion (in place). The Co-Carrier Cross Connect/Direct Connect Application Fee will apply when Megagate submits a Subsequent Application for a direct connection between its own physical and virtual Collocation Space(s) in the same BellSouth Central Office or between its physical or virtual Collocation Space and that of another collocated telecommunications carrier within the same BellSouth Central Office. In Florida and Tennessee, the Power Reconfiguration Only Application Fee will apply when Megagate submits a Subsequent Application that reflects only an upgrade or reduction in the amount of power that BellSouth is currently providing to Megagate's physical Collocation Space in a Central Office. The fee for a Subsequent Application, for which the Alteration requested has limited

effect (e.g., requires limited assessment and sufficient cable support structure, HVAC, power and terminations are available), shall be the Subsequent Application Fee, as set forth in Exhibit B. The appropriate nonrecurring application fee will be billed on the date that BellSouth provides Megagate with an Application Response.

- 6.3 Space Preferences. If Megagate has previously requested and received a Space Availability Report for the BellSouth Premises, Megagate may submit up to three (3) space preferences on its application by identifying the specific space identification numbers referenced on the Space Availability Report for the space it is requesting. In the event BellSouth cannot accommodate Megagate's space preference(s), Megagate may accept the space allocated by BellSouth or cancel its application and submit another application requesting additional space preferences for the same BellSouth Premises. This application will be treated as a new application and the appropriate application fee will apply. The application fee will be billed by BellSouth on the date that BellSouth provides Megagate with an Application Response.

6.4 Space Availability Notification

- 6.4.1 For all states except Florida and Tennessee, BellSouth will respond to an application within ten (10) days as to whether space is available or not available within the requested BellSouth Premises. In Florida and Tennessee, BellSouth will respond to an application within fifteen (15) days as to whether space is available or not available within a BellSouth Premises. BellSouth's e.App system will reflect when Megagate's application is Bona Fide. If the application cannot be Bona Fide, BellSouth will identify what revisions are necessary for the application to become Bona Fide.

- 6.4.2 If the amount of space requested is not available, BellSouth will notify Megagate of the amount of space that is available and no application fee will apply. When BellSouth's response includes an amount of space less than that requested by Megagate or space that is configured differently, no application fee will apply. If Megagate decides to accept the available space, Megagate must resubmit its application to reflect the actual space available, including the configuration of the space, prior to submitting a BFFO. When Megagate resubmits its application to accept the available space, BellSouth will bill Megagate the appropriate application fee.

- 6.5 Denial of Application. If BellSouth notifies Megagate that no space is available (Denial of Application), BellSouth will not assess an application fee to Megagate. After notifying Megagate that BellSouth has no available space in the requested BellSouth Premises, BellSouth will allow Megagate, upon request, to tour the entire BellSouth Premises within ten (10) days of such Denial of Application. In order to schedule this tour, BellSouth must receive the request for the tour of the BellSouth Premises within five (5) days of the Denial of Application.

- 6.6 Petition for Waiver. Upon Denial of Application, BellSouth will timely file a petition with the appropriate Commission pursuant to 47 U.S.C. § 251(c)(6).

BellSouth shall provide to the Commission any information requested by that Commission. Such information shall include which space, if any, BellSouth or any of BellSouth's affiliates have reserved for future use and a detailed description of the specific future uses for which the space has been reserved. Subject to an appropriate nondisclosure agreement or provision, BellSouth shall permit Megagate to inspect any floor plans or diagrams that BellSouth provides to the Commission.

6.7 Waiting List

- 6.7.1 On a first-come, first-serve basis, which is governed by the date of receipt of an application or Letter of Intent, BellSouth will maintain a waiting list of requesting telecommunications carriers that have either received a Denial of Application or, where it is publicly known that a BellSouth Premises is out of space, have submitted a Letter of Intent to collocate in that BellSouth Premises. BellSouth will notify each telecommunications carrier on the waiting list that can be accommodated by the amount of space that becomes available, according to the position of the telecommunications carrier on said waiting list.
- 6.7.2 In Florida, on a first-come, first-serve basis, which is governed by the date of receipt of an application or Letter of Intent, BellSouth will maintain a waiting list of requesting telecommunications carriers that have either received a Denial of Application or, where it is publicly known that a BellSouth Premises is out of space, have submitted a Letter of Intent to collocate in that BellSouth Premises. Sixty (60) days prior to space becoming available, if known, BellSouth will notify the Commission and the telecommunications carriers on the waiting list by mail when space will become available. If BellSouth does not know sixty (60) days in advance of when space will become available, BellSouth will notify the Commission and the telecommunications carriers on the waiting list within two (2) business days of the determination that space will become available. A telecommunications carrier that, upon denial of physical Collocation Space, requests virtual Collocation Space shall automatically be placed on the waiting list for physical Collocation Space that may become available in the future.
- 6.7.3 When physical Collocation Space becomes available, Megagate must submit an updated, complete and accurate application to BellSouth within thirty (30) days of notification by BellSouth that physical Collocation Space will be available in the requested BellSouth Premises previously out of space. If Megagate has originally requested caged Collocation Space and cageless Collocation Space becomes available, Megagate may refuse such space and notify BellSouth in writing, within the thirty (30) day timeframe referenced above, that Megagate wishes to maintain its place on the waiting list for caged physical Collocation Space, without accepting the available cageless Collocation Space.
- 6.7.4 Megagate may accept an amount of space less than what it originally requested by submitting an application as set forth above, and upon request, may maintain its position on the waiting list for the remaining space that was initially requested. If Megagate does not submit an application or notify BellSouth in writing within

the thirty (30) day timeframe as described in Section 6.7.2 above, BellSouth will offer the available space to the next telecommunications carrier on the waiting list and remove Megagate from the waiting list. Upon request, BellSouth will advise Megagate as to its position on the waiting list for a particular BellSouth Premises.

- 6.8 Public Notification. BellSouth will maintain on its Interconnection Web site, a notification document that will indicate all BellSouth Premises that are without available space. BellSouth shall update such document within ten (10) days of the date that BellSouth becomes aware that insufficient space is available to accommodate physical Collocation. BellSouth will also post a document on its Interconnection Web site that contains a general notice when space becomes available in a BellSouth Premises previously on the space exhaust list.

6.9 Application Response

- 6.9.1 In Alabama, Georgia, Kentucky, Louisiana, Mississippi, North Carolina and South Carolina, when space has been determined to be available for physical (caged or cageless) Collocation arrangements, BellSouth will provide an Application Response within twenty (20) days of receipt of a Bona Fide application. The Application Response will be a written response that includes sufficient information to enable Megagate to place a Firm Order, which, at a minimum, will include the configuration of the space, the Cable Installation Fee, the Cable Records Fee, and any other applicable space preparation fees, as described in Section 8 below.

- 6.9.2 In Florida and Tennessee, within fifteen (15) days of receipt of a Bona Fide application, when space has been determined to be available or when a lesser amount of space than that requested is available, then with respect to the space available, BellSouth will provide an Application Response including sufficient information to enable Megagate to place a Firm Order. The Application Response will include, at a minimum, the configuration of the space, the Cable Installation Fee, the Cable Records Fee and any other applicable space preparation fees, as described in Section 8 below. When Megagate submits ten (10) or more applications within ten (10) days, the initial fifteen (15) day response interval will increase by ten (10) days for every additional ten (10) applications or fraction thereof.

- 6.10 Application Modifications. If a modification or revision is made to any information in the Bona Fide application after BellSouth has provided the Application Response and prior to a BFFO, with the exception of modifications to (1) Customer Information, (2) Contact Information or (3) Billing Contact Information, whether at the request of Megagate or as necessitated by technical considerations, the application shall be considered a new application and handled as a new application with respect to the response and provisioning intervals. BellSouth will charge Megagate the appropriate application fee associated with the level of assessment performed by BellSouth, pursuant to Sections 6.1 and 6.2 above.

6.11 Bona Fide Firm Order

- 6.11.1 Megagate shall indicate its intent to proceed with a Collocation Space request in a BellSouth Premises by submitting a BFFO to BellSouth. The BFFO must be received by BellSouth no later than thirty (30) days after BellSouth's Application Response to Megagate's Bona Fide application or Megagate's application will expire.
- 6.11.2 BellSouth will establish a Firm Order date based upon the date BellSouth is in receipt of Megagate's BFFO. BellSouth will acknowledge the receipt of Megagate's BFFO within seven (7) days of receipt, so that Megagate will have positive confirmation that its BFFO has been received. BellSouth's response to a BFFO will include a Firm Order Confirmation, which contains the firm order date. No revisions may be made to a BFFO.

7 Construction and Provisioning

7.1 Construction and Provisioning Intervals

- 7.1.1 In Florida and Tennessee, BellSouth will complete construction of physical Collocation Space as soon as possible within a maximum of ninety (90) days from receipt of a BFFO or as agreed to by the Parties. For virtual Collocation Space, BellSouth will complete construction as soon as possible within a maximum of sixty (60) days from receipt of a BFFO or as agreed to by the Parties. For Alterations requested to Collocation Space after the initial space has been completed, BellSouth will complete construction for Collocation Space as soon as possible within a maximum of forty-five (45) days from receipt of a BFFO or as agreed to by the Parties, as long as no additional space has been requested by Megagate. If additional space has been requested by Megagate, BellSouth will complete construction for the requested Collocation Space as soon as possible within a maximum of ninety (90) days from receipt of a BFFO for physical Collocation Space and forty five (45) days from receipt of a BFFO for virtual Collocation Space. If BellSouth does not believe that construction will be completed within the relevant provisioning interval and BellSouth and Megagate cannot agree upon a completion date, within forty-five (45) days of receipt of the BFFO for an initial request, or within thirty (30) days of receipt of the BFFO for an Alteration, BellSouth may seek an extension from the Commission.
- 7.1.2 In Alabama, Georgia, Kentucky, Louisiana, Mississippi, North Carolina and South Carolina, BellSouth will complete construction for caged physical Collocation Space under ordinary conditions as soon as possible within a maximum of ninety (90) days from receipt of a BFFO or as agreed to by the Parties. BellSouth will complete construction for cageless physical Collocation Space under ordinary conditions as soon as possible within a maximum of sixty (60) days from receipt of a BFFO and ninety (90) days from receipt of a BFFO for extraordinary conditions, or as agreed to by the Parties. Ordinary conditions are defined as space available with only minor changes required to BellSouth's support systems. (Examples include, but are not limited to: minor modifications to HVAC, cabling and BellSouth's power plant.) Extraordinary conditions include, but may not be limited to: major BellSouth equipment rearrangements or

additions; power plant additions or upgrades; major mechanical additions or upgrades; major upgrades for ADA compliance; environmental hazards or hazardous materials abatement; and arrangements for which equipment shipping intervals are extraordinary in length. The Parties may mutually agree to renegotiate an alternative provisioning interval for the Collocation Space requested or BellSouth may seek a waiver from the ordered interval, as set forth above, from the appropriate Commission, if BellSouth does not believe that construction will be completed within the relevant provisioning interval.

- 7.1.3 Records Only Change. When Megagate adds equipment, that was originally included on Megagate's Initial Application or a Subsequent Application, and the installation of this equipment requires no additional space preparation work or cable terminations on the part of BellSouth, then BellSouth will impose no additional charges or intervals.
- 7.1.4 For Central Offices in the states of Alabama, Georgia, Kentucky, Louisiana, Mississippi, North Carolina, and South Carolina, BellSouth will provide the reduced intervals outlined below to Megagate, when Megagate requests an Alteration specifically identified in Sections 7.1.4.1 through 7.1.4.9 below as an "Augment". Except as otherwise set forth in Section 7.1.4.10 below, such Augment will require a Subsequent Application and will result in the assessment of the appropriate application fee associated with the type of Augment requested by Megagate. BellSouth will assess the appropriate nonrecurring application fee set forth in Exhibit B on the date that it provides an Application Response to Megagate.
- 7.1.4.1 Simple Augments will be completed within twenty (20) days after receipt of the BFFO for an:
- Extension of Existing AC Circuit Capacity within Arrangement where Sufficient Circuit Capacity is Available
 - Fuse Change and/or Increase or Decrease -48 Volt (-48V) DC Power
- 7.1.4.2 Minor Augments will be completed within forty-five (45) days after receipt of the BFFO for:
- 168 DS1 Terminations at the BellSouth Demarcation Frame (Databasing Only; Panels, Relay Racks and Overhead Racking Exist)
 - 96 DS3 Terminations at the BellSouth Demarcation Frame (Databasing Only; Panels, Relay Racks and Overhead Racking Exist)
 - 99 Fiber terminations at the BellSouth Demarcation Frame (Databasing Only; Panels, Relay Racks and Overhead Racking Exist)
 - Maximum of 2000 Service Ready DS0 Terminations at the BellSouth Demarcation Frame (Databasing Only; Panels, Relay Racks and Overhead Racking Exist)
- 7.1.4.3 Intermediate Augments will be completed within sixty (60) days after receipt of the BFFO for:

- 168 DS1s (Databasing and Installation of Termination Panels, Relay Racks or Additional Structure, as Required)
- 96 DS3s (Databasing and Installation of Termination Panels, Relay Racks or Additional Structure, as Required)
- 99 Fiber Terminations (Databasing and Installation of Termination Panels, Relay Racks or Additional Structure, as Required)
- 2000 DS0s (Databasing and Installation of Termination Panels, Relay Racks or Additional Structure, as Required)
- Installation of Cable Racking or Other Support Structure, as Required, to Support CCXCs (Adequate Floor or Ceiling Structural Capacity Exists and Support/Protection structure for Fiber Patch Cord is Excluded)

- 7.1.4.4 Major Augments of physical Collocation Space will be completed within ninety (90) days after BFFO. All requests for additional Physical Collocation Space (caged or cageless) are included in this category.
- 7.1.4.5 Major Augments of virtual Collocation Space will be completed within seventy-five (75) days after BFFO. This category includes all requests for additional virtual Collocation Space.
- 7.1.4.6 If Megagate submits an Augment that includes two (2) Augment items from the same category in either Sections 7.1.4.1, 7.1.4.2 or 7.1.4.3 above, the provisioning interval associated with the next highest Augment category will apply (e.g., if two (2) items from the Minor Augment category are requested on the same request, then an interval of sixty (60) days from the receipt of the BFFO would apply, which is the interval associated with the Intermediate Augment category).
- 7.1.4.7 If Megagate submits an Augment that includes three (3) Augment items from the same category in either Sections 7.1.4.1, 7.1.4.2, or 7.1.4.3 above, the Major Augment interval of ninety (90) days from the receipt of the BFFO would apply (e.g., if three (3) items from the Simple Augment category are requested on the same request for a physical Collocation arrangement, then an interval of ninety (90) days from the receipt of the BFFO would apply, which is the Major physical Augment interval; likewise if three (3) items from the Simple Augment category are requested on the same request for a virtual Collocation arrangement, then an interval of seventy-five (75) days from the receipt of the BFFO would apply, which is the Major virtual Augment interval).
- 7.1.4.8 If Megagate submits an Augment that includes one (1) Augment item from two (2) separate categories in Sections 7.1.4.1, 7.1.4.2 and 7.1.4.3 above, the Augment interval associated with the highest Augment category will apply (e.g., if an item from the Minor Augment category and an item from the Intermediate Augment category are requested on the same request, then an interval of sixty (60) days from the receipt of the BFFO would apply, which is the interval associated with the Intermediate Augment category).

- 7.1.4.9 All Augments not expressly included in the Simple, Minor, Intermediate or Major Augment categories, as outlined above, will be placed into the appropriate category as negotiated by Megagate and BellSouth. If Megagate and BellSouth are unable to determine the appropriate category through negotiation, then the appropriate Major Augment category, identified in Sections 7.1.4.4 and Section 7.1.4.5 above, would apply based on whether the Augment is for Megagate's physical or virtual Collocation Space.
- 7.1.4.10 Individual application fees associated with Simple, Minor and Intermediate Augments are contained in Exhibit B. If Megagate requests multiple items from different Augment categories, BellSouth will bill Megagate the Augment application fee, as identified in Exhibit B, associated with the higher Augment category only. The appropriate application fee will be assessed to Megagate at the time BellSouth provides Megagate with the Application Response. Megagate will be assessed a Subsequent Application Fee for all Major Augments (Major Augments are defined above in Sections 7.1.4.4 and 7.1.4.5 above for physical and virtual Collocation Space, respectively). The Subsequent Application Fee is also reflected in Exhibit B.
- 7.2 Joint Planning. Unless otherwise agreed to by the Parties, a joint planning meeting or other method of joint planning between BellSouth and Megagate will commence within a maximum of twenty (20) days from BellSouth's receipt of a BFFO. At such meeting, the Parties will agree to the preliminary design of the Collocation Space and the equipment configuration requirements, as reflected in the application and affirmed in the BFFO.
- 7.3 Permits. Each Party, its agent(s) or BellSouth Certified Supplier(s) will diligently pursue filing for the permits required for the scope of work to be performed by that Party, its agent(s) or BellSouth Certified Supplier(s) within ten (10) days of the completion of the finalized construction design and specifications.
- 7.4 Central Office Circuit Facility Assignments
- 7.4.1 Unless otherwise specified, BellSouth will provide Circuit Facility Assignments (CFAs) to Megagate prior to the applicable provisioning interval set forth herein (Provisioning Interval) for those BellSouth Premises in which Megagate has physical Collocation Space with no POT bay or with a grandfathered POT bay provided by BellSouth. BellSouth cannot provide CFAs to Megagate prior to the Provisioning Interval for those BellSouth Premises in which Megagate has physical Collocation Space with a POT bay provided by Megagate or virtual Collocation Space, until Megagate has provided BellSouth with the following information:
- 7.4.1.1 For physical Central Office Collocation Space with a Megagate-provided POT bay, Megagate shall provide BellSouth with a complete layout of the POT panels on an Equipment Inventory Update (EIU) form that shows the locations, speeds, etc.; or
- 7.4.1.2 For virtual Central Office Collocation Space, Megagate shall provide BellSouth

with a complete layout of Megagate's equipment on an EIU form, that includes the locations of the low speed ports and the specific frame terminations to which the equipment will be wired by Megagate's BellSouth Certified Supplier.

- 7.4.2 BellSouth cannot begin work on the CFAs until the complete and accurate EIU form has been received from Megagate. If the EIU form is provided within ten (10) days prior to the ending date of the Provisioning Interval, then the CFAs will be made available by the ending date of the Provisioning Interval. If the EIU form is not received ten (10) days prior to the ending date of the Provisioning Interval, then the CFAs will be provided within ten (10) days of BellSouth's receipt of the EIU form.
- 7.4.3 BellSouth will bill Megagate a nonrecurring charge, as set forth in Exhibit B, each time Megagate requests a resend of its original CFA information for any reason other than a BellSouth error in the CFAs initially provided to Megagate.
- 7.5 Use of BellSouth Certified Supplier. Megagate shall select a supplier which has been approved as a BellSouth Certified Supplier to perform all engineering and installation work. Megagate, if a BellSouth Certified Supplier or Megagate's BellSouth Certified Supplier must follow and comply with all of BellSouth's specifications and the following BellSouth Technical Requirements: TR 73503, TR 73519, TR 73572 and TR 73564. Unless the BellSouth Certified Supplier has met the requirements for all of the required work activities, Megagate must use a different BellSouth Certified Supplier for the work activities associated with transmission equipment, switching equipment and power equipment. BellSouth shall provide Megagate with a list of BellSouth Certified Suppliers, upon request. Megagate, if a BellSouth Certified Supplier, or Megagate's BellSouth Certified Supplier(s) shall be responsible for installing Megagate's equipment and associated components, extending power cabling to the BellSouth power distribution frame, performing operational tests after installation is complete, and notifying BellSouth's equipment engineers and Megagate upon successful completion of the installation and any associated work. When a BellSouth Certified Supplier is used by Megagate, the BellSouth Certified Supplier shall bill Megagate directly for all work performed for Megagate pursuant to this Attachment. BellSouth shall have no liability for nor responsibility to pay, such charges imposed by Megagate's BellSouth Certified Supplier. BellSouth shall make available its supplier certification program to Megagate or any supplier proposed by Megagate and will not unreasonably withhold certification. All work performed by or for Megagate shall conform to generally accepted industry standards.
- 7.6 Alarms and Monitoring. BellSouth shall place environmental alarms in the BellSouth Premises for the protection of BellSouth equipment and facilities. Megagate shall be responsible for the placement, monitoring and removal of environmental and equipment alarms used to service Megagate's Collocation Space. Upon request, BellSouth will provide Megagate with an applicable BellSouth tariffed service(s) to facilitate remote monitoring of collocated equipment by Megagate. Both Parties shall use best efforts to notify the other of

any verified environmental condition (e.g., temperature extremes or excess humidity) known to that Party.

7.7 Virtual to Physical Relocation. In the event physical Collocation Space was previously denied at a BellSouth Central Office due to technical reasons or space limitations and physical Collocation Space has subsequently become available, Megagate may relocate its existing virtual Collocation arrangement(s) to a physical Collocation arrangement(s) and pay the appropriate fees associated with the rearrangement or reconfiguration of the services being terminated into the virtual Collocation arrangement, as set forth in Exhibit B. If BellSouth knows when additional physical Collocation Space may become available at the BellSouth Central Office requested by Megagate, such information will be provided to Megagate in BellSouth's written denial of physical Collocation Space. Megagate must arrange with a BellSouth Certified Supplier for the relocation of equipment from a virtual Collocation Space to a physical Collocation Space and will bear the cost of such relocation, including the costs associated with moving the services from the virtual Collocation Space to the new physical Collocation Space.

7.7.1 In Alabama, BellSouth will complete a relocation of a virtual collocation arrangement to a cageless physical collocation arrangement within sixty (60) days from BellSouth's receipt of a BFFO and from a virtual collocation arrangement to a caged physical collocation arrangement within ninety (90) days from BellSouth's receipt of a BFFO.

7.8 Virtual to Physical Conversion (In-Place)

7.8.1 Virtual collocation arrangements in Central Offices may be converted to "in-place" physical caged collocation arrangements if the potential conversion meets all of the following criteria: (1) there is no change in the amount of equipment or the configuration of the equipment that was in the virtual Collocation Space; (2) the conversion of the virtual collocation arrangement will not cause the equipment or the results of that conversion to be located in a space that BellSouth has reserved for its own future needs; and (3) any changes to the arrangement can be accommodated by existing power, HVAC, and other requirements. Unless otherwise specified herein, BellSouth will complete virtual to physical Collocation Space conversions (in-place) within sixty (60) days from receipt of the BFFO. BellSouth will bill Megagate an Administrative Only Application Fee, as set forth in Exhibit B, on the date BellSouth provides an Application Response to Megagate.

7.8.2 In Alabama and Tennessee, BellSouth will complete virtual to physical conversions (in place) within thirty (30) days from receipt of the BFFO as long as the conversion meets all of the criteria specified in Section 7.8.1 above.

7.9 Cancellation. Unless otherwise specified in this Attachment, if at any time prior to Space Acceptance, Megagate cancels its order for Collocation Space (Cancellation), BellSouth will bill the applicable nonrecurring charge(s) for any and all work processes for which work has begun or been completed. In Florida,

if Megagate cancels its order for Collocation Space at any time prior to the Space Ready Date, no cancellation fee shall be assessed by BellSouth; however, Megagate will be responsible for reimbursing BellSouth for any costs specifically incurred by BellSouth on behalf of Megagate up to the date that the written notice of cancellation was received by BellSouth. In Georgia, if Megagate cancels its order for Collocation Space at any time prior to space acceptance, BellSouth will bill Megagate for all costs incurred prior to the date of Cancellation and for any costs incurred as a direct result of the Cancellation, not to exceed the total amount that would have been due had the Firm Order not been canceled.

7.10 Licenses. Megagate, at its own expense, will be solely responsible for obtaining from governmental authorities, and any other appropriate agency, entity, or person, all rights, privileges, permits, licenses and certificates necessary or required to operate as a provider of telecommunications services to the public or to build-out, equip and/or occupy Collocation Space in a BellSouth Premises.

7.11 Environmental Compliance. The Parties agree to utilize and adhere to the Environmental Hazard Guidelines identified in Exhibit A attached hereto.

8 Rates and Charges

8.1 Rates. Megagate agrees to pay the rates and charges identified in Exhibit B attached hereto.

8.1.1 In Tennessee, if Megagate elects the TRA rates as set forth in Exhibit C, the additional language also set forth in Exhibit C for Application Fee, Space Preparation, Floor Space and Caged Collocation Power Usage metering, will be effective in conjunction with the remaining terms and conditions of this Attachment.

8.1.2 Should Megagate elect to transition to the TRA Option after the execution of this Agreement, Megagate shall notify BellSouth in writing sixty (60) days prior to the implementation of this election.

8.2 Application Fees. BellSouth shall assess any nonrecurring application fees within thirty (30) days of the date that BellSouth provides an Application Response to Megagate or on Megagate's next scheduled monthly billing statement.

8.3 Recurring Charges

8.3.1 If Megagate has met the applicable fifteen (15) day acceptance walk through interval specified in Section 4.2 above, billing for recurring charges will begin upon the Space Acceptance Date. In the event Megagate fails to complete an acceptance walk through within the applicable fifteen (15) day interval, billing for recurring charges will commence on the Space Ready Date. If Megagate occupies the space prior to the Space Ready Date, the date Megagate occupies the space is deemed the Space Acceptance Date and billing for recurring charges will begin on that date. The billing for all applicable monthly recurring charges will begin in Megagate's next billing cycle and will include any prorated charges for the period from Megagate's Space Acceptance Date or Space Ready Date,

whichever is appropriate pursuant to Section 4.2 above, to the date the bill is issued by BellSouth.

- 8.3.2 Unless otherwise stated in Section 8.6 below, monthly recurring charges for -48V DC power will be assessed per fused ampere (amp), per month, based upon the total number of fused amps of power capacity requested by Megagate on Megagate's Initial Collocation Application and all Subsequent Collocation Applications, which may either increase or decrease the originally requested, and any subsequently augmented, number of fused amps of power capacity requested, consistent with Commission orders.
- 8.3.3 BellSouth shall have the right to inspect and inventory any DC power fuse installations at a BellSouth BDFB or DC power circuit installations at BellSouth's main power board for any Megagate collocation arrangement, to verify that the total number of fused amps of power capacity installed by Megagate's BellSouth Certified Supplier matches the number of fused amps of DC power capacity requested by Megagate on Megagate's Initial Application and all Subsequent Applications. If BellSouth determines that Megagate's BellSouth Certified Supplier has installed more DC capacity than Megagate requested on its Initial Application and all Subsequent Applications, BellSouth shall notify Megagate in writing of such discrepancy and shall assess Megagate for the additional DC power fuse/circuit capacity from the Space Acceptance Date or Space Ready Date, whichever is applicable pursuant to Section 8.3.1 above, for the most recent Initial Application or Subsequent Application, submitted for such collocation arrangement. BellSouth shall also revise Megagate's recurring DC power charges, on a going-forward basis, to reflect the higher number of fused amps of power capacity available for the collocation arrangement.
- 8.4 Nonrecurring Charges. Unless specified otherwise herein, BellSouth shall assess nonrecurring charges, including all application fees, within thirty (30) days of the date that BellSouth provides an Application Response to Megagate or on Megagate's next scheduled monthly billing statement, if Megagate's current month's billing cycle has already closed. Nonrecurring charges associated with the processing of the Firm Order for collocation space preparation (Firm Order Processing Fee) shall be billed by BellSouth within thirty (30) days of BellSouth's confirmation of Megagate's BFFO or on Megagate's next scheduled monthly billing statement.
- 8.5 Central Office Space Preparation. Space preparation fees consist of a nonrecurring charge for Firm Order Processing and monthly recurring charges for Central Office Modifications and Common Systems Modifications. For all states except Florida, Megagate shall remit the payment of the nonrecurring Firm Order Processing Fee coincident with the submission of Megagate's BFFO. In Florida, the nonrecurring Firm Order Processing Fee will be billed by BellSouth, pursuant to Section 8.4 above. The monthly recurring charge for Central Office Modifications will be assessed per arrangement, per square foot, for both caged and cageless physical Collocation Space. The monthly recurring charge for Common Systems Modifications will be assessed per arrangement, per square

foot for cageless physical Collocation Space and on a per cage basis for caged physical Collocation Space. These charges recover the costs associated with preparing the Collocation Space, which includes, but is not limited to, the following items: a survey, engineering of the Collocation Space, and design and modification costs for network, building and support systems.

- 8.6 Central Office Floor Space. The Floor Space Charge includes reasonable charges for lighting, HVAC, and other allocated expenses associated with maintenance of the BellSouth Premises; however, this charge does not include any expenses associated with AC or DC power supplied to Megagate's Collocation Space for the operation of Megagate's equipment. For caged physical Collocation Space, Megagate shall pay floor space charges based upon the number of square feet enclosed. The minimum size for caged Collocation Space is fifty (50) square feet. Additional caged Collocation Space may be requested in increments of fifty (50) square feet. For cageless Collocation Space, Megagate shall pay floor space charges based upon the following floor space calculation: [(depth of the equipment lineup in which the rack is placed) + (0.5 x maintenance aisle depth) + (0.5 x wiring aisle depth)] x (width of rack and spacers). For purposes of this calculation, the depth of the equipment lineup shall consider the footprint of equipment racks plus any equipment overhang. BellSouth will assign cageless Collocation Space in conventional equipment rack lineups where feasible. In the event Megagate's collocated equipment requires special cable racking, an isolated ground plane, or any other considerations and treatment which prevents placement within conventional equipment rack lineups, Megagate shall be required to request an amount of floor space sufficient to accommodate the total equipment arrangement.
- 8.7 Remote Site Bay Space. In a Remote Site, the bay space charge recovers the costs associated with air conditioning, ventilation and other allocated expenses for the maintenance of the Remote Site Location, and includes the amperage necessary to power Megagate's equipment. Megagate shall remit bay space charges based upon the number of bays requested. BellSouth will assign Remote Site Collocation Space in conventional Remote Site bay lineups where feasible.
- 8.8 Power
- 8.8.1 In a Central Office BellSouth shall make available -48V DC power for Megagate's Collocation Space at a BellSouth BDFB. When obtaining DC power from a BellSouth BDFB, Megagate's fuses and power cables (for the A & B feeds) must be engineered (sized), and installed by Megagate's BellSouth Certified Supplier, in accordance with the number of fused amps of DC power requested by Megagate on Megagate's Initial Application and any Subsequent Applications. Megagate is also responsible for contracting with a BellSouth Certified Supplier to run the power distribution feeder cable from the BellSouth BDFB to the equipment in Megagate's Collocation Space. The BellSouth Certified Supplier contracted by Megagate must provide BellSouth with a copy of the engineering power specifications prior to the day on which Megagate's equipment becomes operational (hereinafter "Commencement Date"). BellSouth

will provide the common power feeder cable support structure between the BellSouth BDFB and Megagate's Collocation Space. Megagate shall contract with a BellSouth Certified Supplier who shall be responsible for performing those power provisioning activities required to enable Megagate's equipment to become operational, which may include, but are not limited to, the installation, removal or replacement of the following: dedicated power cable support structure within Megagate's Collocation Space, power cable feeds and terminations of the power cabling. Megagate and Megagate's BellSouth Certified Supplier shall comply with all applicable NEC, BellSouth TR 73503, Telcordia and ANSI Standards that address power cabling, installation and maintenance.

- 8.8.1.1 At a Remote Site, BellSouth shall make available -48V DC power for Megagate's Remote Collocation Space at a BDFB within the Remote Site Location. The charge for power shall be assessed as part of the recurring charge for bay space, as referenced in Section 8.7 above. If the power requirements for Megagate's equipment exceed the capacity available, then such additional power requirements shall be assessed on an individual case basis.
- 8.8.2 In Florida Central Offices only, subject to technical feasibility, commercial availability and safety limitations, BellSouth will permit Megagate to request DC power in five (5) amp increments from five (5) amps up to one hundred (100) amps from the BellSouth BDFB. However, in accordance with industry standard fuse sizing, Megagate may request that BellSouth provision DC power of seventy (70) amps or greater directly from BellSouth's main power board. The industry standard fuse size (which is a circuit breaker on the main power board) available at a BellSouth main power board in all BellSouth Premises is a two hundred twenty-five (225) amp circuit breaker.
- 8.8.3 BellSouth will revise Megagate's Central Office recurring power charges, in accordance with Section 8.3 above, to reflect a power upgrade when Megagate submits a Subsequent Application requesting an increase in the number of fused amps it is currently receiving from BellSouth for its Collocation Space. If Megagate's existing fuses and power cables (for the A&B power feed) are not sufficient to support the additional number of fused amps requested, Megagate's BellSouth Certified Supplier shall perform whatever activities are necessary, which may include the installation of new/additional fuses or power cables, to comply with the appropriate NEC, BellSouth TR 73503, Telcordia and ANSI Standards, as well as the requirements noted in Sections 8.7 and 8.7.1 above. Megagate's BellSouth Certified Supplier shall provide notification to BellSouth when these activities have been completed.
- 8.8.4 BellSouth will revise Megagate's Central Office recurring power charges, in accordance with Section 8.3 above, to reflect a power reduction upon BellSouth's receipt of the Power Reduction Form from Megagate, certifying the completion of the power reduction work, including the removal of any associated power cabling by Megagate's BellSouth Certified Supplier. Notwithstanding the foregoing, if Megagate's BellSouth Certified Supplier has not removed or, at BellSouth's discretion, cut the power cabling within thirty (30) days, the power reduction will

not become effective until the cabling is removed or, at BellSouth's discretion, cut by Megagate's BellSouth Certified Supplier and Megagate shall pay for the amount of power that had been requested prior to the power reduction request for the period up to the date the power cabling is actually removed.

- 8.8.5 If Megagate requests an increase or a reduction in the amount of power that BellSouth is currently providing in a Central Office, Megagate must submit a Subsequent Application. In all states other than Florida and Tennessee if no modification to the Collocation Space is requested other than the increase or reduction in power, the Simple Augment fee will apply. In Florida and Tennessee the Power Reconfiguration Only Application Fee as set forth in Exhibit B will apply. If modifications are requested in addition to the increase or reduction of power, the Subsequent Application Fee will apply. BellSouth will bill this nonrecurring fee on the date that BellSouth provides an Application Response to Megagate's Subsequent Application.
- 8.8.5.1 In Central Offices in Alabama and Louisiana, if Megagate has existing power configurations currently served from the BellSouth main power board and requests that its power be reconfigured to connect to a BellSouth BDFB, in a specific BellSouth Premises, Megagate must submit a Subsequent Application to BellSouth. BellSouth will provide a response to such application within seven (7) days and no Simple Augment Application Fee will be assessed by BellSouth for this one time only power reconfiguration to a BellSouth BDFB. For any power reconfigurations thereafter, Megagate will submit a Subsequent Application and the appropriate Simple Augment Application Fee will apply.
- 8.8.6 If Megagate elects to install its own DC Power Plant, BellSouth shall provide AC power to feed Megagate's DC Power Plant. Charges for AC power will be assessed on a per breaker ampere, per month basis, pursuant to the rates specified in Exhibit B. The AC power rates include recovery for the provision of commercial and standby AC power. When obtaining power from a BellSouth service panel, protection devices and power cables must be engineered (sized) and installed by Megagate's BellSouth Certified Supplier, with the exception that BellSouth shall engineer and install protection devices and power cables for Adjacent Collocation. Megagate's BellSouth Certified Supplier must provide a copy of the engineering power specifications prior to the Commencement Date. AC power voltage and phase ratings shall be determined on a per location basis. At Megagate's option, Megagate may arrange for AC power in an adjacent collocation arrangement from a retail provider of electrical power.
- 8.8.7 Megagate shall contract with a BellSouth Certified Supplier to perform the installation and removal of dedicated power cable support structure within Megagate's arrangement and terminations of cable within the Collocation Space.
- 8.8.8 Fused Amp Billing. In all states, except as otherwise set forth in this Agreement, BellSouth shall make available -48V DC power on a per fused amp, per month basis, pursuant to the following:

For power provisioned from a BDFB. The number of fused amps

requested by Megagate on its collocation application for power that is being provisioned from a BellSouth BDFB will be multiplied by the DC power fused amp rate set forth in Exhibit B. A minimum of ten (10) fused amps is required.

For existing power configurations that are provisioned from BellSouth's main power board. The number of fused amps made available at the main power board, in increments of two hundred and twenty-five (225) amps/main power board circuit, will be multiplied by the DC power fused amp rate set forth in Exhibit B.

8.8.9 Florida Power Usage Option

8.8.9.1 In Central Offices in Florida only, Megagate may request that -48 DC power provisioned by BellSouth to Megagate's Collocation Space be assessed per amp, per month based upon amps used, pursuant to the rates set forth in Exhibit B. Monthly recurring power charges will be assessed on the Space Acceptance Date or Space Ready Date, whichever is appropriate, pursuant to Section 8.3 above. If Megagate desires to convert existing physical collocation arrangements to the Florida Power Usage Option (hereinafter "FL Option"), then the monthly recurring power charges that are applicable to the FL Option, contained in Exhibit B, will be assessed on the Space Ready Date associated with the Subsequent Application submitted by Megagate to convert an existing collocation arrangement to the FL Option. The monthly recurring charges for DC power, under the FL Option, shall be calculated and applied based on the amount of power Megagate requests that it be allowed to draw at a given time to a specific physical collocation arrangement in a particular BellSouth Premises on Megagate's Initial Application or Subsequent Application. BellSouth shall allow Megagate at Megagate's option, to order a power feed that is capable of delivering a higher DC power level but to fuse this power feed so as to allow a power level less than the feed's maximum to be drawn by Megagate. BellSouth is not required to build its central office power infrastructure to meet Megagate's forecasted DC power demand. Megagate must specify on its Initial or Subsequent Application the power level it wishes to be able to draw from BellSouth's power plant for each existing collocation arrangement Megagate converts to the FL Option or for any new collocation arrangements Megagate establishes under the FL Option.

8.8.9.2 BellSouth, at any time and at its own expense, shall have the right to verify the accuracy of Megagate's power usage under the FL Option for a specific collocation arrangement in a particular BellSouth Premises, based on a meter reading(s) taken by BellSouth of the amount of power being consumed by Megagate's collocation arrangement. BellSouth may perform its own meter reading(s) via any method it chooses, such as, but not limited to, a clamp-on ammeter. If the meter reading(s) varies by more than ten percent (10%) or five (5) amps from the power usage that has been requested by Megagate for the collocation arrangement, under the FL Option, the Parties agree to work cooperatively to reconcile such discrepancy and establish the appropriate usage

figure in a reasonable and expeditious manner. If the Parties substantiate BellSouth's reading, then BellSouth shall adjust Megagate's billing to reflect BellSouth's power reading beginning with the first day of the month immediately following the date of the last metered reading taken by BellSouth.

- 8.8.9.3 BellSouth shall assess Megagate a monthly recurring charge for DC power under the FL Option, as set forth in Exhibit B. Megagate shall notify BellSouth of any change in its DC power usage by submitting a Subsequent Application, which reflects the new DC power level desired by Megagate. The requested change in DC power usage will be reflected in Megagate's next scheduled monthly billing cycle.
- 8.8.10 Tennessee Caged Collocation Power Usage Metering Option. In Central Offices in Tennessee only, Megagate may request that DC power provisioned by BellSouth to Megagate's caged Collocation Space be assessed pursuant to the orders entered by the Tennessee Regulatory Authority in Dockets 97-01262, 99-00430, and 00-00544 for Collocation for Tennessee. By electing the TRA Option, <customer short name> accepts the TRA rates, terms and conditions of Exhibit C in their entirety in conjunction with the other terms and conditions of Attachment 4.
- 8.8.11 In Alabama and Louisiana, Megagate has the option to purchase power directly from an electric utility company. Under such option, Megagate is responsible for contracting with the electric utility company for its own power feed and meter and is financially responsible for purchasing all equipment necessary to accomplish the arrangement, including inverters, batteries, power boards, bus bars, BDFBs, backup power supplies and cabling. The actual work to install this arrangement must be performed by a BellSouth Certified Supplier hired by Megagate. Megagate's BellSouth Certified Supplier must comply with all applicable safety codes, including the NEC and National Electric Safety Code (NESC) standards, in the installation of this power arrangement. If Megagate currently has power supplied by BellSouth, Megagate may request to change its Collocation Space to obtain power from an electric utility company by submitting a Subsequent Application. BellSouth will waive the application fee for this Subsequent Application if no other changes are requested therein. Any floor space, cable racking, etc., utilized by Megagate in provisioning said power will be billed by BellSouth on an ICB basis.
- 8.8.12 In South Carolina, Megagate has the option to purchase power directly from an electric utility company where technically feasible and where space is available in a requested BellSouth Premises. Under such option, Megagate is responsible for contracting with the electric utility company for its own power feed and meter, and is financially responsible for purchasing all equipment necessary to accomplish the conversion of the commercial AC power to DC power, including inverters, batteries, power boards, bus bars, BDFBs, backup power supplies and power cabling. The actual work to install this arrangement must be performed by a BellSouth Certified Supplier hired by Megagate. Megagate's BellSouth Certified Supplier must comply with all applicable national, regional, state and

local safety, electrical, fire and building codes, including the NESC standards, in the installing of this power arrangement, just as BellSouth is required to comply with these codes. Megagate must submit an application to BellSouth for the appropriate amount of Collocation Space that Megagate requires in order to install this type of power arrangement. BellSouth will evaluate the request and determine if the appropriate amount of space is available within the BellSouth Premises for the installation of Megagate's power equipment and facilities. This type of power arrangement must be located in an appropriate area in the BellSouth Premises that has been properly conditioned for the installation of power equipment and conforms to the applicable national, regional, state and local safety, electrical, fire and building codes. BellSouth shall waive the application fee or any other nonrecurring charge that would otherwise be due from a CLEC that decides to reconfigure an existing collocation power arrangement so as to purchase power directly from an electric utility company as provided herein. Megagate shall be responsible for the recurring charges associated with the additional space needed in the BellSouth Premises for this type of power arrangement, including space required to place associated power-related equipment and facilities (i.e., batteries, generator, fuse panel, power meter, etc.). If there is no space available for this type of power arrangement in the requested BellSouth Premises, BellSouth may seek a waiver of these requirements from the Commission for the BellSouth Premises requested. Megagate would have the option to order its power needs directly from BellSouth.

- 8.9 Central Office Cable Installation. Cable Installation fees will be assessed on a per entrance cable basis. This nonrecurring charge will be billed by BellSouth upon receipt of Megagate's BFFO. Charges for cable racking, cable support structure and entrance fiber structure are recurring fees and will also be assessed according to the rates set forth in Exhibit B.
- 8.10 Central Office Cable Records. Cable Records charges apply for work activities required to build or remove existing cable records assigned to Megagate in BellSouth's database systems. The VG/DS0 per cable record charge is for a maximum of thirty-six hundred (3,600) records per request. The fiber cable record charge is for a maximum of ninety-nine (99) records per request. Cable Record fees will be assessed as a nonrecurring charge, upon receipt of Megagate's BFFO, in all BellSouth states, except Louisiana. In Louisiana, Cable Record fees will be assessed on a monthly recurring charge basis, upon receipt of Megagate's BFFO. All charges will be assessed the rates set forth in Exhibit B.
- 8.11 Security Escort. After Megagate has used its one (1) accompanied site visit, pursuant to Section 5.12.1 above, and prior to Megagate's completion of the BellSouth Security Training requirements, contained in Section 12 below, a security escort will be required when Megagate's employees, approved agent, supplier, or Guest(s) desire access to the entrance manhole or a BellSouth Premises. The rates for security escort service are assessed pursuant to the fee schedule contained in Exhibit B, beginning with the scheduled escort time agreed to by the Parties. BellSouth will wait for one-half (1/2) hour after the scheduled

escort time to provide such requested escort service and Megagate shall pay for such half-hour charges in the event Megagate's employees, approved agent, supplier or Guest(s) fails to show up for the scheduled escort appointment.

- 8.12 Other. If no collocation rate element and associated rate is identified in Exhibit B, the Parties, upon request by either Party, will negotiate the rate for the specific collocation service or function identified in this Attachment.

9 Insurance

- 9.1 Megagate shall, at its sole cost and expense, procure, maintain, and keep in force insurance as specified in this Section and underwritten by insurance companies licensed to do business in the states applicable under this Agreement and having a Best's Insurance Rating of A-.
- 9.2 Megagate shall maintain the following specific coverage:
- 9.2.1 Commercial General Liability coverage in the amount of ten million dollars (\$10,000,000) or a combination of Commercial General Liability and Excess/Umbrella coverage totaling not less than ten million dollars (\$10,000,000). BellSouth shall be named as an Additional Insured on the Commercial General Liability policy as specified herein.
- 9.2.2 Statutory Workers Compensation coverage and Employers Liability coverage in the amount of one hundred thousand dollars (\$100,000) each accident, one hundred thousand dollars (\$100,000) each employee by disease, and five hundred thousand dollars (\$500,000) policy limit by disease.
- 9.2.3 All Risk Property coverage on a full replacement cost basis insuring all of Megagate's real and personal property situated on or within a BellSouth Premises.
- 9.2.4 Megagate may elect to purchase business interruption and contingent business interruption insurance, having been advised that BellSouth assumes no liability for loss of profit or revenues should an interruption of service occur.
- 9.3 The limits set forth in Section 9.2 above may be increased by BellSouth from time to time during the term of this Agreement, upon thirty (30) days notice to Megagate, to at least such minimum limits as shall then be customary with respect to comparable occupancy of BellSouth structures.
- 9.4 All policies purchased by Megagate shall be deemed to be primary and not contributing to or in excess of any similar coverage purchased by BellSouth. All insurance must be in effect on or before the date equipment is delivered to BellSouth's Premises and shall remain in effect for the term of this Agreement or until all of Megagate's property has been removed from BellSouth's Premises, whichever period is longer. If Megagate fails to maintain required coverage, BellSouth may pay the premiums thereon and seek reimbursement of same from Megagate.
- 9.5 Megagate shall submit certificates of insurance reflecting the coverage required pursuant to this Section within a minimum of ten (10) business days prior to the

commencement of any work in the Collocation Space. Failure to meet this interval may result in construction and equipment installation delays. Megagate shall arrange for BellSouth to receive thirty (30) business days' advance notice of cancellation or non-renewal from Megagate's insurance company. Megagate shall forward a certificate of insurance and notice of cancellation/non-renewal to BellSouth at the following address:

BellSouth Telecommunications, Inc.
Attn: Risk Management Office – Finance
17F54 BellSouth Center
675 W. Peachtree Street
Atlanta, GA 30375

9.6 Megagate must conform to recommendations made by BellSouth's fire insurance company to the extent BellSouth has agreed to, or shall hereafter agree to, such recommendations.

9.7 Self Insurance. If Megagate's net worth exceeds five hundred million dollars (\$500,000,000), Megagate may elect to request self-insurance status in lieu of obtaining any of the insurance required in Section 9.2 above. Megagate shall provide audited financial statements to BellSouth thirty (30) days prior to the commencement of any work in the Collocation Space. BellSouth shall then review such audited financial statements and respond in writing to Megagate in the event that self-insurance status is not granted to Megagate. If BellSouth approves Megagate for self-insurance, Megagate shall annually furnish to BellSouth, and keep current, evidence of such net worth that is attested to by one of Megagate's corporate officers. The ability to self-insure shall continue so long as Megagate meets all of the requirements of this Section. If Megagate subsequently no longer satisfies the requirements of this Section, Megagate is required to purchase insurance as indicated by Section 9.2 above.

9.8 The net worth requirements set forth in Section 9.7 above may be increased by BellSouth from time to time during the term of this Agreement upon thirty (30) days' notice to Megagate to at least such minimum limits as shall then be customary with respect to comparable occupancy of a BellSouth Premises.

9.9 Failure to comply with the provisions of this Section will be deemed a material breach of this Attachment.

10 Mechanics Lien

10.1 If any mechanics lien or other liens are filed against property of either Party (BellSouth or Megagate), or any improvement thereon by reason of or arising out of any labor or materials furnished or alleged to have been furnished or to be furnished to or for the other Party or by reason of any changes, or additions to said property made at the request or under the direction of the other Party, the other Party directing or requesting those changes shall, within thirty (30) business days after receipt of written notice from the Party against whose property said lien has been filed, either pay such lien or cause the same to be bonded off the affected property in the manner provided by law. The Party causing said lien to be placed

against the property of the other shall also defend at its sole cost and expense, on behalf of the other, any action, suit or proceeding which may be brought for the enforcement of such liens and shall pay any damage and discharge any judgment entered thereon.

11 Inspections

- 11.1 BellSouth may conduct an inspection of Megagate's equipment and facilities in Megagate's Collocation Space(s) prior to the activation of facilities and/or services between Megagate's equipment and equipment of BellSouth. BellSouth may conduct an inspection if Megagate adds equipment and may otherwise conduct routine inspections at reasonable intervals mutually agreed upon by the Parties. BellSouth shall provide Megagate with a minimum of forty-eight (48) hours or two (2) business days, whichever is greater, advance notice of all such inspections. All costs of such inspections shall be borne by BellSouth.

12 Security and Safety Requirements

- 12.1 Unless otherwise specified, Megagate will be required, at its own expense, to conduct a statewide investigation of criminal history records for each Megagate employee hired in the past five (5) years being considered for work on a BellSouth Premises, for the states/counties where the Megagate employee has worked and lived for the past five (5) years. Where state law does not permit statewide collection or reporting, an investigation of the applicable counties is acceptable. Megagate shall not be required to perform this investigation if an affiliated company of Megagate has performed an investigation of the Megagate employee seeking access, if such investigation meets the criteria set forth above. This requirement will not apply if Megagate has performed a pre-employment statewide investigation of criminal history records of the Megagate employee for the states/counties where the Megagate employee has worked and lived for the past five (5) years or, where state law does not permit a statewide investigation, an investigation of the applicable counties.
- 12.2 Megagate will be required to administer to its personnel assigned to the BellSouth Premises security training either provided by BellSouth, or meeting criteria defined by BellSouth at BellSouth's Interconnection Web site, www.interconnection.bellsouth.com/guides.
- 12.3 Megagate shall provide its employees and agents with picture identification, which must be worn and visible at all times while in Megagate's Collocation Space or other areas in or around the BellSouth Premises. The photo identification card shall bear, at a minimum, the employee's name and photo and Megagate's name. BellSouth reserves the right to remove from a BellSouth Premises any employee of Megagate not possessing identification issued by Megagate or who has violated any of BellSouth's policies as outlined in the CLEC Security Training documents. Megagate shall hold BellSouth harmless for any damages resulting from such removal of Megagate's personnel from a BellSouth Premises. Megagate shall be solely responsible for ensuring that any Guest(s) of Megagate is in compliance with all subsections of this Section.

- 12.4 Megagate shall not assign to the BellSouth Premises any personnel with records of felony criminal convictions. Megagate shall not assign to the BellSouth Premises any personnel with records of misdemeanor convictions, except for misdemeanor traffic violations, without advising BellSouth of the nature and gravity of the offense(s). BellSouth reserves the right to refuse building access to any of Megagate's personnel who have been identified to have misdemeanor criminal convictions. Notwithstanding the foregoing, in the event Megagate chooses not to advise BellSouth of the nature and gravity of any misdemeanor conviction, Megagate may, in the alternative, certify to BellSouth that it shall not assign to the BellSouth Premises any personnel with records of misdemeanor convictions (other than misdemeanor traffic violations).
- 12.4.1 Megagate shall not knowingly assign to the BellSouth Premises any individual who was a former employee of BellSouth and whose employment with BellSouth was terminated for a criminal offense, whether or not BellSouth sought prosecution of the individual for the criminal offense.
- 12.4.2 Megagate shall not knowingly assign to the BellSouth Premises any individual who was a former supplier of BellSouth and whose access to a BellSouth Premises was revoked due to the commission of a criminal offense, whether or not BellSouth sought prosecution of the individual for the criminal offense.
- 12.5 For each Megagate employee or agent hired by Megagate within the last five (5) years, who requires access to a BellSouth Premises to perform work in Megagate Collocation Space(s), Megagate shall furnish BellSouth certification that the aforementioned background check and security training were completed. This certification must be provided to and approved by BellSouth before an employee or agent will be granted such access to a BellSouth Premises. The certification will contain a statement that no felony convictions were found and certify that the employee completed the security training. If the employee's criminal history includes misdemeanor convictions, Megagate will disclose the nature of the convictions to BellSouth at that time. In the alternative, Megagate may certify to BellSouth that it shall not assign to the BellSouth Premises any personnel with records of misdemeanor convictions, other than misdemeanor traffic violations.
- 12.5.1 For all other Megagate employees requiring access to a BellSouth Premises pursuant to this Attachment, Megagate shall furnish BellSouth, prior to an employee gaining such access, a certification that the employee is not subject to the requirements of Section 12.5 above and that security training was completed by the employee.
- 12.6 At BellSouth's request, Megagate shall promptly remove from the BellSouth Premises any employee of Megagate that BellSouth does not wish to grant access to a BellSouth Premises: 1) pursuant to any investigation conducted by BellSouth, or 2) prior to the initiation of an investigation if an employee of Megagate is found interfering with the property or personnel of BellSouth or another collocated telecommunications carrier, provided that an investigation shall be promptly commenced by BellSouth.

- 12.7 Security Violations. BellSouth reserves the right to interview Megagate's employees, agents, suppliers, or Guests in the event of wrongdoing in or around a BellSouth Premises or involving BellSouth's or another collocated telecommunications carrier's property or personnel, provided that BellSouth shall provide reasonable notice to Megagate's Security representative of such interview. Megagate and its employees, agents, suppliers, or Guests shall reasonably cooperate with BellSouth's investigation into allegations of wrongdoing or criminal conduct committed by, witnessed by, or involving Megagate's employees, agents, suppliers, or Guests. Additionally, BellSouth reserves the right to bill Megagate for all reasonable costs associated with investigations involving its employees, agents, suppliers, or Guests if it is established and mutually agreed in good faith that Megagate's employees, agents, suppliers, or Guests are responsible for the alleged act(s). BellSouth shall bill Megagate for BellSouth property, which is stolen or damaged, where an investigation determines the culpability of Megagate's employees, agents, suppliers, or Guests and where Megagate agrees, in good faith, with the results of such investigation. Megagate shall notify BellSouth in writing immediately in the event that Megagate discovers one of its employees, agents, suppliers, or Guests already working on the BellSouth Premises is a possible security risk. Upon request of the other Party, the Party who is the employer shall discipline consistent with its employment practices, up to and including removal from BellSouth's Premises, any employee found to have violated the security and safety requirements of this Section. Megagate shall hold BellSouth harmless for any damages resulting from such removal of Megagate's personnel from a BellSouth Premises.
- 12.8 Use of Supplies. Unauthorized use of equipment, supplies or other property by either Party, whether or not used routinely to provide telephone service will be strictly prohibited and handled appropriately. Costs associated with such unauthorized use may be charged to the offending Party, as may be all associated investigative costs.
- 12.9 Use of Official Lines. Except for non-toll calls necessary in the performance of their work, neither Party shall use the telephone(s) of the other Party on BellSouth's Premises. Charges for unauthorized telephone calls may be charged to the offending Party, as may be all associated investigative costs.
- 12.10 Accountability. Full compliance with the Security requirements of this Section shall in no way limit the accountability of either Party to the other for the improper actions of its employees, agents, suppliers, or Guests.
- 13 Destruction of Collocation Space**
- 13.1 In the event a Collocation Space is wholly or partially damaged by fire, windstorm, hurricane, tornado, flood or by similar force majeure circumstances to such an extent as to be rendered wholly unsuitable for Megagate's permitted use hereunder, then either Party may elect within ten (10) days after such damage, to terminate occupancy of the damaged Collocation Space, and if either Party shall

so elect, by giving the other written notice of termination, both Parties shall stand released of and from further liability under the terms hereof. If the Collocation Space shall suffer only minor damage and shall not be rendered wholly unsuitable for Megagate's permitted use, or is damaged and the option to terminate is not exercised by either Party, BellSouth covenants and agrees to proceed promptly without expense to Megagate, except for improvements not to the property of BellSouth, to repair the damage. BellSouth shall have a reasonable time within which to rebuild or make any repairs, and such rebuilding and repairing shall be subject to delays caused by storms, shortages of labor and materials, government regulations, strikes, walkouts, and causes beyond the control of BellSouth, which causes shall not be construed as limiting factors, but as exemplary only.

Megagate may, at its own expense, accelerate the rebuild of its Collocation Space and equipment provided, however, that a BellSouth Certified Supplier is used and the necessary space preparation has been completed. If Megagate's acceleration of the project increases the cost of the project, then those additional charges will be incurred at Megagate's expense. Where allowed and where practical, Megagate may erect a temporary facility while BellSouth rebuilds or makes repairs. In all cases where the Collocation Space shall be rebuilt or repaired, Megagate shall be entitled to an equitable abatement of rent and other charges, depending upon the unsuitability of the Collocation Space for Megagate's permitted use, until such Collocation Space is fully repaired and restored and Megagate's equipment installed therein (but in no event later than thirty (30) days after the Collocation Space is fully repaired and restored). Where Megagate has placed an Adjacent Arrangement pursuant to Section 3.4 above, Megagate shall have the sole responsibility to repair or replace said Adjacent Arrangement provided herein. Pursuant to this Section, BellSouth will restore the associated services to the Adjacent Arrangement.

14 Eminent Domain

- 14.1 If the whole of a Collocation Space or Adjacent Arrangement shall be taken by any public authority under the power of eminent domain, then this Attachment shall terminate with respect to such Collocation Space or Adjacent Arrangement as of the date possession shall be taken by such public authority and rent and other charges for the Collocation Space or Adjacent Arrangement shall be paid up to that day with a proportionate refund by BellSouth of such rent and charges as may have been paid in advance for a period subsequent to the date of the taking. If any part of the Collocation Space or Adjacent Arrangement shall be taken under eminent domain, BellSouth and Megagate shall each have the right to terminate this Attachment with respect to such Collocation Space or Adjacent Arrangement and declare the same null and void, by written notice of such intention to the other Party within ten (10) days after such taking.

15 Nonexclusivity

- 15.1 Megagate understands that this Attachment is not exclusive and that BellSouth may enter into similar agreements with other Parties. Assignment of Collocation

Space pursuant to all such agreements shall be determined by space availability and made on a first come, first serve basis.

ENVIRONMENTAL AND SAFETY PRINCIPLES

The following principles provide basic guidance on environmental and safety issues when applying for and establishing physical collocation arrangements.

1. General Principles

- 1.1 Compliance with Applicable Law. BellSouth and Megagate agree to comply with applicable federal, state, and local environmental and safety laws and regulations including U.S. Environmental Protection Agency (USEPA) regulations issued under the Clean Air Act (CAA), Clean Water Act (CWA), Resource Conservation and Recovery Act (RCRA), Comprehensive Environmental Response, Compensation and Liability Act (CERCLA), Superfund Amendments and Reauthorization Act (SARA), the Toxic Substances Control Act (TSCA), and Occupational Safety and Healthy Act (OSHA) regulations issued under the OSHA of 1970, as amended and National Fire Protection Association (NFPA), NEC and NESC (Applicable Laws) requirements. Each Party shall notify the other if compliance inspections are conducted by regulatory agencies and/or citations are issued that relate to any aspect of this Attachment.
- 1.2 Notice. BellSouth and Megagate shall provide notice to the other, including any Material Safety Data Sheets (MSDSs), of known and recognized physical hazards or Hazardous Chemicals existing on site or brought on site. A Hazardous Chemical inventory list is posted on an OSHA Poster and updated annually at each Central Office. This Poster is normally located near the front entrance of the building or in the lounge area. Each Party is required to provide specific notice for known potential Imminent Danger conditions. Megagate should contact 1-800-743-6737 for any BellSouth MSDS required.
- 1.3 Practices/Procedures. BellSouth may make available additional environmental control procedures for Megagate to follow when working at a BellSouth Premises (See Section 2, below). These practices/procedures will represent the regular work practices required to be followed by the employees and suppliers of BellSouth for environmental protection. Megagate will require its suppliers, agents, Guests, and others accessing the BellSouth Premises to comply with these practices. Section 2 below lists the Environmental categories where BellSouth practices should be followed by Megagate when operating in the BellSouth Premises.
- 1.4 Environmental and Safety Inspections. BellSouth reserves the right to inspect the Megagate space with proper notification. BellSouth reserves the right to stop any Megagate work operation that imposes Imminent Danger to the environment, employees or other persons in or around a BellSouth Premises.
- 1.5 Hazardous Materials Brought On Site. Any hazardous materials brought into, used, stored or abandoned at a BellSouth Premises by Megagate are owned by and considered the property of Megagate. Megagate will indemnify BellSouth for

claims, lawsuits or damages to persons or property caused by these materials. Without prior written BellSouth approval, no substantial new safety or environmental hazards can be created by Megagate or different hazardous materials used by Megagate at a BellSouth Premises. Megagate must demonstrate adequate emergency response capabilities for the materials used by Megagate or remaining at a BellSouth Premises.

- 1.6 Spills and Releases. When contamination is discovered at a BellSouth Premises, either Party discovering the condition must notify the other Party. All Spills or Releases of regulated materials will immediately be reported by Megagate to BellSouth.
- 1.7 Coordinated Environmental Plans and Permits. BellSouth and Megagate will coordinate plans, permits or information required to be submitted to government agencies, such as emergency response plans, spill prevention control and countermeasures (SPCC) plans and community reporting. If fees are associated with filing, BellSouth and Megagate will develop a cost sharing procedure. If BellSouth's permit or EPA identification number must be used, Megagate must comply with all of BellSouth's permit conditions and environmental processes, including environmental "best management practices (BMP)" (see Section 2, below) and the selection of BST disposition vendors and disposal sites.
- 1.8 Environmental and Safety Indemnification. BellSouth and Megagate shall indemnify, defend and hold harmless the other Party from and against any claims (including, without limitation, third-party claims for personal injury or death or real or personal property damage), judgments, damages (including direct and indirect damages and punitive damages), penalties, fines, forfeitures, costs, liabilities, interest and losses arising in connection with the violation or alleged violation of any Applicable Law or contractual obligation or the presence or alleged presence of contamination arising out of the acts or omissions of the indemnifying Party, its employees, agents, suppliers, or Guests concerning its operations at a BellSouth Premises.
- 2. Categories for Consideration of Environmental Issues**
 - 2.1 When performing functions that fall under the following Environmental categories on BellSouth's Premises, Megagate agrees to comply with the applicable sections of the current issue of BellSouth's Environmental and Safety Methods and Procedures (M&Ps), incorporated herein by this reference. Megagate further agrees to cooperate with BellSouth to ensure that Megagate's employees, agents, suppliers and/or Guests are knowledgeable of and satisfy those provisions of BellSouth's Environmental M&Ps, which apply to the specific Environmental function being performed by Megagate, its employees, agents, suppliers, and/or Guests.
 - 2.2 The most current version of the reference documentation must be requested from Megagate's BellSouth Regional Contract Manager (RCM).

| Environmental Categories | Environmental Issues | Addressed By The Following Documentation |
|---|--|--|
| Disposal of hazardous material or other regulated material (e.g., batteries, fluorescent tubes, solvents & cleaning materials) | Compliance with all applicable local, state & federal laws and regulations Pollution liability insurance EVET approval of supplier | Std T&C 450 Fact Sheet Series 17000 Std T&C 660-3 Approved Environmental Vendor List (Contact RCM Representative) |
| Emergency response | Hazmat/waste release/spill fire safety emergency | Fact Sheet Series 17000 Building Emergency Operations Plan (EOP) (specific to and located on BellSouth's Premises) |
| Contract labor/outsourcing for services with environmental implications to be performed on BellSouth Premises (e.g., disposition of hazardous material/waste; maintenance of storage tanks) | Compliance with all applicable local, state and federal laws and regulations Performance of services in accordance with BST's environmental M&Ps Insurance | Std T&C 450 Std T&C 450-B (Contact RCM Representative for copy of appropriate E/S M&Ps.) Std T&C 660 |
| Transportation of hazardous material | Compliance with all applicable local, state & federal laws and regulations Pollution liability insurance EVET approval of supplier | Std T&C 450 Fact Sheet Series 17000 Std T&C 660-3 Approved Environmental Vendor List (Contact RCM Representative) |
| Maintenance/operations work which may produce a waste Other maintenance work | Compliance with all applicable local, state & federal laws and regulations Protection of BST employees and equipment | Std T&C 450 29 C.F.R. § 1910.147 (OSHA Standard) 29 C.F.R. § 1910 Subpart O (OSHA Standard) |

| | | |
|---|--|---|
| Janitorial service | <p>All waste removal and disposal must conform to all applicable federal, state and local regulations</p> <p>All Hazardous Material and Waste</p> <p>Asbestos notification and protection of employees and equipment</p> | <p>Procurement Manager (CRES Related Matters)-BST Supply Chain Services</p> <p>Fact Sheet Series 17000</p> <p>GU-BTEN-001BT, Chapter 3 BSP 010-170-001BS (Hazcom)</p> |
| Manhole cleaning | <p>Compliance with all applicable local, state & federal laws and regulations</p> <p>Pollution liability insurance</p> <p>EVET approval of supplier</p> | <p>Std T&C 450 Fact Sheet 14050 BSP 620-145-011PR Issue A, August 1996</p> <p>Std T&C 660-3</p> <p>Approved Environmental Vendor List (Contact RCM Representative)</p> |
| Removing or disturbing building materials that may contain asbestos | Asbestos work practices | <p>GU-BTEN-001BT, Chapter 3 for questions regarding removing or disturbing materials that contain asbestos, call the BellSouth Building Service Center: AL, MS, TN, KY & LA (local area code) 557-6194 FL, GA, NC & SC (local area code) 780-2740</p> |

3. Definitions

Generator. Under RCRA, the person whose act produces a Hazardous Waste, as defined in 40 C.F.R. § 261, or whose act first causes a Hazardous Waste to become subject to regulation. The Generator is legally responsible for the proper management and disposal of Hazardous Wastes in accordance with regulations.

Hazardous Chemical. As defined in the U.S. OSHA hazard communications standard (29 C.F.R. § 1910.1200), any chemical which is a health hazard or physical hazard.

Hazardous Waste. As defined in Section 1004 of RCRA.

Imminent Danger. Any conditions or practices at a BellSouth Premises which are such that a danger exists which could reasonably be expected to cause immediate death or serious harm to people or immediate significant damage to the environment or natural resources.

Spill or Release. As defined in Section 101 of CERCLA.

4.

Acronyms

RCM – Regional Collocation Manager (f/k/a Account Team Collocation Coordinator)

BST – BellSouth Telecommunications

CRES – Corporate Real Estate and Services (formerly PS&M)

DEC/LDEC – Department Environmental Coordinator/Local Department Environmental Coordinator

E/S – Environmental/Safety

EVET – Environmental Vendor Evaluation Team

GU-BTEN-001BT – BellSouth Environmental Methods and Procedures

NESC – National Electrical Safety Codes

P&SM – Property & Services Management

Std T&C – Standard Terms & Conditions

| COLLOCATION - Alabama | | | | | | | | | | | Attachment 4 Exh: B | | | | | |
|---|-------------------|---|---------|------|--|-------|-----------|--------------|-------|-------------------------|----------------------------------|--------------------------------------|--|--|---|---|
| CATEGORY | RATE ELEMENTS | | Interim | Zone | BCS | USOC | RATES(\$) | | | | Svc Order Submitted Elec per LSR | Svc Order Submitted Manually per LSR | Incremental Charge - Manual Svc Order vs. Electronic-1st | Incremental Charge - Manual Svc Order vs. Electronic-Add'l | Incremental Charge - Manual Svc Order vs. Electronic-Disc 1st | Incremental Charge - Manual Svc Order vs. Electronic-Disc Add'l |
| | | | | | | | Rec | Nonrecurring | | Nonrecurring Disconnect | | OSS Rates(\$) | | | | |
| | | | | | | | | First | Add'l | First | Add'l | SOMEc | SOMAN | SOMAN | SOMAN | SOMAN |
| PHYSICAL COLLOCATION | | | | | | | | | | | | | | | | |
| | Application | | | | | | | | | | | | | | | |
| | | Physical Collocation - Initial Application Fee | | | CLO | PE1BA | | 1,879.48 | | 0.51 | | | | | | |
| | | Physical Collocation - Subsequent Application Fee | | | CLO | PE1CA | | 1,566.60 | | 0.51 | | | | | | |
| | | Physical Collocation - Co-Carrier Cross Connects/Direct Connect, Application Fee, per application | | | CLO | PE1DT | | 584.22 | | | | | | | | |
| | | Physical Collocation Administrative Only - Application Fee | | | CLO | PE1BL | | 742.15 | | | | | | | | |
| | | Physical Collocation - Application Cost, Simple Augment | | | CLO | PE1KS | | 594.41 | | 1.21 | | | | | | |
| | | Physical Collocation - Application Cost, Minor Augment | | | CLO | PE1KM | | 833.47 | | 1.21 | | | | | | |
| | | Physical Collocation - Application Cost, Intermediate Augment | | | CLO | PE1K1 | | 1,058.00 | | 1.21 | | | | | | |
| | | Physical Collocation - Application Cost - Major Augment | | | CLO | PE1KJ | | 2,410.00 | | 1.21 | | | | | | |
| | Space Preparation | | | | | | | | | | | | | | | |
| | | Physical Collocation - Floor Space, per sq feet | | | CLO | PE1PJ | | 3.22 | | | | | | | | |
| | | Physical Collocation - Space Enclosure, welded wire, first 50 square feet | | | CLO | PE1BX | | 140.99 | | | | | | | | |
| | | Physical Collocation - Space enclosure, welded wire, first 100 square feet | | | CLO | PE1BW | | 156.33 | | | | | | | | |
| | | Physical Collocation - Space enclosure, welded wire, each additional 50 square feet | | | CLO | PE1CW | | 15.34 | | | | | | | | |
| | | Physical Collocation - Space Preparation - C.O. Modification per square ft. | | | CLO | PE1SK | | 1.96 | | | | | | | | |
| | | Physical Collocation - Space Preparation, Common Systems Modifications-Cageless, per square foot | | | CLO | PE1SL | | 2.62 | | | | | | | | |
| | | Physical Collocation - Space Preparation - Common Systems Modifications-Caged, per cage | | | CLO | PE1SM | | 88.86 | | | | | | | | |
| | | Physical Collocation - Space Preparation - Firm Order Processing | | | CLO | PE1SJ | | 600.71 | | | | | | | | |
| | | Physical Collocation - Space Availability Report, per Central Office Requested | | | CLO | PE1SR | | 1,075.17 | | | | | | | | |
| | Power | | | | | | | | | | | | | | | |
| | | Physical Collocation - Power, -48V DC Power - per Fused Amp Requested | | | CLO | PE1PL | | 7.83 | | | | | | | | |
| | | Physical Collocation - Power, 120V AC Power, Single Phase, per Breaker Amp | | | CLO | PE1FB | | 4.91 | | | | | | | | |
| | | Physical Collocation - Power, 240V AC Power, Single Phase, per Breaker Amp | | | CLO | PE1FD | | 9.84 | | | | | | | | |
| | | Physical Collocation - Power, 120V AC Power, Three Phase, per Breaker Amp | | | CLO | PE1FE | | 14.74 | | | | | | | | |
| | | Physical Collocation - Power, 277V AC Power, Three Phase, per Breaker Amp | | | CLO | PE1FG | | 34.06 | | | | | | | | |
| Cross Connects (Cross Connects, Co-Carrier Cross Connects, and Ports) | | | | | | | | | | | | | | | | |
| | | | | | UEANL,UEQ, UNCNX, UEA, UCL, UAL, UHL, UDN, UNCVX | | | | | | | | | | | |
| | | Physical Collocation - 2-wire cross-connect, loop, provisioning | | | | PE1P2 | | 0.03 | 12.30 | 11.80 | 6.03 | 5.44 | | | | |
| | | Physical Collocation - 4-wire cross-connect, loop, provisioning | | | UEA, UHL, UNCVX, UNCDX, UCL, UDL | PE1P4 | | 0.05 | 12.39 | 11.87 | 6.39 | 5.73 | | | | |
| | | | | | WDS1L, WDS1S, UXTD1, ULDD1, USLEL, UNLD1, U1TD1, UNC1X, UEPSR, UEPSB, UEPSE, UEPS, USL, UEPEX, UEPDX | | | | | | | | | | | |
| | | Physical Collocation -DS1 Cross-Connect for Physical Collocation, provisioning | | | | PE1P1 | | 1.11 | 22.03 | 15.93 | 6.40 | 5.79 | | | | |

| COLLOCATION - Alabama | | | | | | | | | | | Attachment 4 Exh: B | | | | |
|-----------------------|--|---------|------|--|-------|-----------|--------------|-------|-------------------------|----------------------------------|--------------------------------------|--|--|---|---|
| CATEGORY | RATE ELEMENTS | Interim | Zone | BCS | USOC | RATES(\$) | | | | Svc Order Submitted Elec per LSR | Svc Order Submitted Manually per LSR | Incremental Charge - Manual Svc Order vs. Electronic-1st | Incremental Charge - Manual Svc Order vs. Electronic-Add'l | Incremental Charge - Manual Svc Order vs. Electronic-Disc 1st | Incremental Charge - Manual Svc Order vs. Electronic-Disc Add'l |
| | | | | | | Rec | Nonrecurring | | Nonrecurring Disconnect | | OSS Rates(\$) | | | | |
| | | | | | | | First | Add'l | First | Add'l | SOME C | SOMAN | SOMAN | SOMAN | SOMAN |
| | Physical Collocation - Cable Records, Fiber Cable, per cable record (maximum 99 records) | | | CLO | PE1CB | | 84.49 | | 77.13 | | | | | | |
| | Physical Collocation, Cable Records,CAT5/RJ45 | | | CLO | PE1C5 | | 2.25 | | 2.76 | | | | | | |
| | Virtual to Physical | | | | | | | | | | | | | | |
| | Physical Collocation - Virtual to Physical Collocation Relocation, per Voice Grade Circuit | | | CLO | PE1BV | | 33.00 | | | | | | | | |
| | Physical Collocation - Virtual to Physical Collocation Relocation, per DSO Circuit | | | CLO | PE1BO | | 33.00 | | | | | | | | |
| | Physical Collocation - Virtual to Physical Collocation Relocation, per DS1 Circuit | | | CLO | PE1B1 | | 52.00 | | | | | | | | |
| | Physical Collocation - Virtual to Physical Collocation Relocation, per DS3 Circuit | | | CLO | PE1B3 | | 52.00 | | | | | | | | |
| | Physical Collocation - Virtual to Physical Collocation In-Place, Per Voice Grade Circuit | | | CLO | PE1BR | | 22.44 | | | | | | | | |
| | Physical Collocation Virtual to Physical Collocation In-Place, Per DSO Circuit | | | CLO | PE1BP | | 22.44 | | | | | | | | |
| | Physical Collocation - Virtual to Physical Collocation In-Place, Per DS1 Circuit | | | CLO | PE1BS | | 32.62 | | | | | | | | |
| | Physical Collocation - Virtual to Physical Collocation In-Place, per DS3 Circuit | | | CLO | PE1BE | | 32.62 | | | | | | | | |
| | Entrance Cable | | | | | | | | | | | | | | |
| | Physical Collocation - Fiber Cable Installation, Pricing, non-recurring charge, per Entrance Cable | | | CLO | PE1BD | | 859.71 | | 22.49 | | | | | | |
| | Physical Collocation - Fiber Cable Support Structure, per Entrance Cable | | | CLO | PE1PM | 17.11 | | | | | | | | | |
| | Physical Collocation - Fiber Entrance Cable Installation, per Fiber | | | CLO | PE1ED | | 3.87 | | | | | | | | |
| VIRTUAL COLLOCATION | | | | | | | | | | | | | | | |
| | Application | | | | | | | | | | | | | | |
| | Virtual Collocation - Application Fee | | | AMTFS | EAF | | 1,205.26 | | 0.51 | | | | | | |
| | Virtual Collocation - Co-Carrier Cross Connects/Direct Connect, Application Fee, per application | | | AMTFS | VE1CA | | 584.22 | | | | | | | | |
| | Virtual Collocation Administrative Only - Application Fee | | | AMTFS | VE1AF | | 742.15 | | | | | | | | |
| | Space Preparation | | | | | | | | | | | | | | |
| | Virtual Collocation - Floor Space, per sq. ft. | | | AMTFS | ESPVX | 3.22 | | | | | | | | | |
| | Power | | | | | | | | | | | | | | |
| | Virtual Collocation - Power, per fused amp | | | AMTFS | ESPAX | 7.83 | | | | | | | | | |
| | Cross Connects (Cross Connects, Co-Carrier Cross Connects, and Ports) | | | | | | | | | | | | | | |
| | Virtual Collocation - 2-wire cross-connect, loop, provisioning | | | UEANL, UEA, UDN, UAL, UHL, UCL, UEQ, UNCVX, UNCDX, UNCNCX | UEAC2 | 0.03 | 12.30 | 11.80 | 6.03 | 5.44 | | | | | |
| | Virtual Collocation - 4-wire cross-connect, loop, provisioning | | | UEA, UHL, UCL, UDL, UNCVX, UNCDX | UEAC4 | 0.05 | 12.39 | 11.87 | 6.39 | 5.73 | | | | | |
| | Virtual collocation - Special Access & UNE, cross-connect per DS1 | | | ULR, UXTD1, UNC1X, ULDD1, U1TD1, USLEL, UNLD1, USL, UEPEX, UEPDX | CNC1X | 1.11 | 22.03 | 15.93 | 6.40 | 5.79 | | | | | |
| | Virtual collocation - Special Access & UNE, cross-connect per DS3 | | | USL, UE3, U1TD3, UXTS1, UXTD3, UNC3X, UNCSX, ULDD3, U1TS1, ULDS1, UDLSX, UNLD3 | CND3X | 14.16 | 20.89 | 15.20 | 7.38 | 5.92 | | | | | |

| COLLOCATION - Alabama | | | | | | | | | | | Attachment 4 Exh: B | | | | | |
|--|--|---------|------|---|-------|-----------|--------------|-------|-------------------------|--------|----------------------------------|--------------------------------------|--|--|---|---|
| CATEGORY | RATE ELEMENTS | Interim | Zone | BCS | USOC | RATES(\$) | | | | | Svc Order Submitted Elec per LSR | Svc Order Submitted Manually per LSR | Incremental Charge - Manual Svc Order vs. Electronic-1st | Incremental Charge - Manual Svc Order vs. Electronic-Add'l | Incremental Charge - Manual Svc Order vs. Electronic-Disc 1st | Incremental Charge - Manual Svc Order vs. Electronic-Disc Add'l |
| | | | | | | Rec | Nonrecurring | | Nonrecurring Disconnect | | OSS Rates(\$) | | | | | |
| | | | | | | | First | Add'l | First | Add'l | SOMEc | SOMAN | SOMAN | SOMAN | SOMAN | SOMAN |
| | Virtual Collocation - 2-Fiber Cross Connects | | | UDL12, UDLO3, U1T48, U1T12, U1TO3, ULDO3, ULD12, ULD48, UDF | CNC2F | 2.84 | 20.89 | 15.20 | 7.38 | 5.92 | | | | | | |
| | Virtual Collocation - 4-Fiber Cross Connects | | | UDL12, UDLO3, U1T48, U1T12, U1TO3, ULDO3, ULD12, ULD48, UDF | CNC4F | 5.69 | 25.55 | 19.86 | 9.71 | 8.25 | | | | | | |
| | Virtual Collocation - Co-Carrier Cross Connects/Direct Connect - Fiber Cable Support Structure, per linear foot, per cable | | | AMTFS | VE1CB | 0.0011 | | | | | | | | | | |
| | Virtual Collocation - Co-Carrier Cross Connects/Direct Connect - Copper/Coax Cable Support Structure, per linear foot, per cable | | | AMTFS | VE1CD | 0.0016 | | | | | | | | | | |
| | Virtual Collocation 2-Wire Cross Connect, Port | | | UEPSX, UEPSB, UEPSE, UEPSP, UEPSP, UEP2C | VE1R2 | 0.03 | 12.30 | 11.80 | 6.03 | 5.44 | | | | | | |
| | Virtual Collocation 4-Wire Cross Connect, Port | | | UEPDD, UEPEX | VE1R4 | 0.05 | 12.39 | 11.87 | 6.39 | 5.73 | | | | | | |
| CFA | Virtual Collocation - CFA Information Resend Request, per Premises, per Arrangement, per request | | | AMTFS | VE1QR | | 77.56 | | | | | | | | | |
| Cable Records - Note: The rates in the First & Additional columns will actually be billed as "Initial I" & "Subsequent S" respectively | | | | | | | | | | | | | | | | |
| | Virtual Collocation Cable Records - per request | | | AMTFS | VE1BA | I | 759.29 | S | 488.11 | 133.00 | | | | | | |
| | Virtual Collocation Cable Records - VG/DS0 Cable, per cable record | | | AMTFS | VE1BB | | 326.92 | | | 189.12 | | | | | | |
| | Virtual Collocation Cable Records - VG/DS0 Cable, per each 100 pair | | | AMTFS | VE1BC | | 4.81 | | | 5.90 | | | | | | |
| | Virtual Collocation Cable Records - DS1, per T1TIE | | | AMTFS | VE1BD | | 2.25 | | | 2.76 | | | | | | |
| | Virtual Collocation Cable Records - DS3, per T3TIE | | | AMTFS | VE1BE | | 7.88 | | | 9.66 | | | | | | |
| | Virtual Collocation Cable Records - Fiber Cable, per 99 fiber records | | | AMTFS | VE1BF | | 84.49 | | | 77.13 | | | | | | |
| | Virtual Collocation Cable Records - CAT 5/RJ45 | | | AMTFS | VE1B5 | | 2.25 | | | 2.76 | | | | | | |
| Security | Virtual collocation - Security escort, basic time, normally scheduled work hours | | | AMTFS | SPTBX | | 16.93 | | 10.73 | | | | | | | |
| | Virtual collocation - Security escort, overtime, outside of normally scheduled work hours on a normal working day | | | AMTFS | SPTOX | | 22.05 | | 13.86 | | | | | | | |
| | Virtual collocation - Security escort, premium time, outside of a scheduled work day | | | AMTFS | SPTPX | | 27.17 | | 16.98 | | | | | | | |
| Maintenance | Virtual collocation - Maintenance in CO - Basic, per half hour | | | AMTFS | CTRLX | | 27.93 | | 10.73 | | | | | | | |
| | Virtual collocation - Maintenance in CO - Overtime, per half hour | | | AMTFS | SPTOM | | 36.47 | | 13.86 | | | | | | | |
| | Virtual collocation - Maintenance in CO - Premium per half hour | | | AMTFS | SPTPM | | 45.02 | | 16.98 | | | | | | | |
| Entrance Cable | Virtual Collocation - Cable Installation Charge, per cable | | | AMTFS | ESPCX | | 859.71 | | 22.49 | | | | | | | |
| | Virtual Collocation - Cable Support Structure, per cable | | | AMTFS | ESPSX | 14.97 | | | | | | | | | | |
| COLLOCATION IN THE REMOTE SITE | | | | | | | | | | | | | | | | |
| Physical Remote Site Collocation | | | | | | | | | | | | | | | | |
| | Physical Collocation in the Remote Site - Application Fee | | | CLORS | PE1RA | | 307.70 | | 168.22 | | | | | | | |
| | Cabinet Space in the Remote Site per Bay/ Rack | | | CLORS | PE1RB | 201.42 | | | | | | | | | | |
| | Physical Collocation in the Remote Site - Security Access - Key | | | CLORS | PE1RD | | 13.10 | | | | | | | | | |
| | Physical Collocation in the Remote Site - Space Availability Report per Premises Requested | | | CLORS | PE1SR | | 115.87 | | | | | | | | | |

| COLLOCATION - Alabama | | | | | | | | | | | Attachment 4 Exh: B | | | | | | |
|-----------------------|---|--|---------|------|-------------------------------------|-------|-----------|--------------|--------|-------------------------|----------------------------------|--------------------------------------|--|--|---|---|-------|
| CATEGORY | RATE ELEMENTS | | Interim | Zone | BCS | USOC | RATES(\$) | | | | Svc Order Submitted Elec per LSR | Svc Order Submitted Manually per LSR | Incremental Charge - Manual Svc Order vs. Electronic-1st | Incremental Charge - Manual Svc Order vs. Electronic-Add'l | Incremental Charge - Manual Svc Order vs. Electronic-Disc 1st | Incremental Charge - Manual Svc Order vs. Electronic-Disc Add'l | |
| | | | | | | | Rec | Nonrecurring | | Nonrecurring Disconnect | | OSS Rates(\$) | | | | | |
| | | | | | | | | First | Add'l | First | Add'l | SOMEc | SOMAN | SOMAN | SOMAN | SOMAN | SOMAN |
| | | Physical Collocation in the Remote Site - Remote Site CLLI Code Request, per CLLI Code Requested | | | CLORS | PE1RE | | 37.56 | | | | | | | | | |
| | | Remote Site DLEC Data (BRSDD), per Compact Disk, per CO Power, DC Power Provisioning (Alabama Only ICB Rate) | | | CLORS | PE1RR | | 233.38 | | | | | | | | | |
| | | Physical Collocation - Security Escort for Basic Time - normally scheduled work, per half hour | | | CLORS | PE1BT | | 16.93 | 10.73 | | | | | | | | |
| | | Physical Collocation - Security Escort for Overtime - outside of normally scheduled working hours on a scheduled work day, per half hour | | | CLORS | PE1OT | | 22.05 | 13.86 | | | | | | | | |
| | | Physical Collocation - Security Escort for Premium Time - outside of scheduled work day, per half hour | | | CLORS | PE1PT | | 27.17 | 16.98 | | | | | | | | |
| | Adjacent Remote Site Collocation | | | | | | | | | | | | | | | | |
| | | Remote Site-Adjacent Collocation-Application Fee | | | CLORS | PE1RU | | 755.62 | 755.62 | | | | | | | | |
| | | Remote Site-Adjacent Collocation - Real Estate, per square foot | | | CLORS | PE1RT | 0.134 | | | | | | | | | | |
| | | Remote Site-Adjacent Collocation - AC Power, per breaker amp | | | CLORS | PE1RS | 6.27 | | | | | | | | | | |
| | NOTE: If Security Escort and/or Add'l Engineering Fees become necessary for adjacent remote site collocation, the Parties will negotiate appropriate rates. | | | | | | | | | | | | | | | | |
| | Virtual Remote Site Collocation | | | | | | | | | | | | | | | | |
| | | Virtual Collocation in the Remote Site - Application Fee | | | VE1RS | VE1RB | | 307.70 | 307.70 | 168.22 | 168.22 | | | | | | |
| | | Virtual Collocation in the Remote Site - Per Bay/Rack of Space | | | VE1RS | VE1RC | 201.42 | | | | | | | | | | |
| | | Virtual Collocation in the Remote Site - Space Availability Report per Premises requested | | | VE1RS | VE1RR | | 115.87 | 115.87 | | | | | | | | |
| | | Virtual Collocation in the Remote Site - Remote Site CLLI Code Request, per CLLI Code Requested | | | VE1RS | VE1RL | | 37.56 | 37.56 | | | | | | | | |
| | ADJACENT COLLOCATION | | | | | | | | | | | | | | | | |
| | | Adjacent Collocation - Space Charge per Sq. Ft. | | | CLOAC | PE1JA | 0.14 | | | | | | | | | | |
| | | Adjacent Collocation - Electrical Facility Charge per Linear Ft. | | | CLOAC | PE1JC | 5.41 | | | | | | | | | | |
| | | Adjacent Collocation - 2-Wire Cross-Connects | | | UEANL, UEQ, UEA, UCL, UAL, UHL, UDN | PE1JE | 0.02 | 12.30 | 11.80 | 6.03 | 5.44 | | | | | | |
| | | Adjacent Collocation - 4-Wire Cross-Connects | | | UEA, UHL, UDL, UCL | PE1JF | 0.04 | 12.39 | 11.87 | 6.39 | 5.73 | | | | | | |
| | | Adjacent Collocation - DS1 Cross-Connects | | | USL | PE1JG | 1.03 | 22.03 | 15.93 | 6.40 | 5.79 | | | | | | |
| | | Adjacent Collocation - DS3 Cross-Connects | | | UE3 | PE1JH | 13.95 | 20.89 | 15.20 | 7.38 | 5.92 | | | | | | |
| | | Adjacent Collocation - 2-Fiber Cross-Connect | | | CLOAC | PE1JJ | 2.36 | 20.89 | 15.20 | 7.38 | 5.92 | | | | | | |
| | | Adjacent Collocation - 4-Fiber Cross-Connect | | | CLOAC | PE1JK | 4.52 | 25.55 | 19.86 | 9.71 | 8.25 | | | | | | |
| | | Adjacent Collocation - Application Fee | | | CLOAC | PE1JB | | 1,576.69 | | 0.51 | | | | | | | |
| | | Adjacent Collocation - 120V, Single Phase Standby Power Rate per AC Breaker Amp | | | CLOAC | PE1JL | 4.91 | | | | | | | | | | |
| | | Adjacent Collocation - 240V, Single Phase Standby Power Rate per AC Breaker Amp | | | CLOAC | PE1JM | 9.84 | | | | | | | | | | |
| | | Adjacent Collocation - 120V, Three Phase Standby Power Rate per AC Breaker Amp | | | CLOAC | PE1JN | 14.74 | | | | | | | | | | |
| | | Adjacent Collocation - 277V, Three Phase Standby Power Rate per AC Breaker Amp | | | CLOAC | PE1JO | 34.06 | | | | | | | | | | |
| | | Adjacent Collocation - DC power provisioning (Alabama Only Mandate ICB) | | | | | | | | | | | | | | | |
| | Note: ICB means Individual Case Basis | | | | | | | | | | | | | | | | |
| | Note: Rates displaying an "I" in Interim column are interim as a result of a Commission order. | | | | | | | | | | | | | | | | |

| COLLOCATION - Florida | | | | | | | | | | | Attachment 4 Exh: B | | | | | |
|---|-------------------|---|---------|------|--|-------|-----------|--------------|-------|-------------------------|----------------------------------|--------------------------------------|--|--|---|---|
| CATEGORY | RATE ELEMENTS | | Interim | Zone | BCS | USOC | RATES(\$) | | | | Svc Order Submitted Elec per LSR | Svc Order Submitted Manually per LSR | Incremental Charge - Manual Svc Order vs. Electronic-1st | Incremental Charge - Manual Svc Order vs. Electronic-Add'l | Incremental Charge - Manual Svc Order vs. Electronic-Disc 1st | Incremental Charge - Manual Svc Order vs. Electronic-Disc Add'l |
| | | | | | | | Rec | Nonrecurring | | Nonrecurring Disconnect | | OSS Rates(\$) | | | | |
| | | | | | | | | First | Add'l | First | Add'l | SOME C | SOMAN | SOMAN | SOMAN | SOMAN |
| PHYSICAL COLLOCATION | | | | | | | | | | | | | | | | |
| | Application | | | | | | | | | | | | | | | |
| | | Physical Collocation - Initial Application Fee | | | CLO | PE1BA | | 2,785.00 | | 1.20 | | | | | | |
| | | Physical Collocation - Subsequent Application Fee | | | CLO | PE1CA | | 2,236.00 | | 1.20 | | | | | | |
| | | Physical Collocation - Co-Carrier Cross Connects/Direct Connect, Application Fee, per application | | | CLO | PE1DT | | 564.81 | | | | | | | | |
| | | Physical Collocation - Power Reconfiguration Only, Application Fee | | | CLO | PE1PR | | 409.50 | | | | | | | | |
| | | Physical Collocation Administrative Only - Application Fee | | | CLO | PE1BL | | 760.91 | | 1.20 | | | | | | |
| | Space Preparation | | | | | | | | | | | | | | | |
| | | Physical Collocation - Floor Space, per sq feet | | | CLO | PE1PJ | 5.28 | | | | | | | | | |
| | | Physical Collocation - Space Enclosure, welded wire, first 50 square feet | | | CLO | PE1BX | 171.12 | | | | | | | | | |
| | | Physical Collocation - Space enclosure, welded wire, first 100 square feet | | | CLO | PE1BW | 189.73 | | | | | | | | | |
| | | Physical Collocation - Space enclosure, welded wire, each additional 50 square feet | | | CLO | PE1CW | 18.61 | | | | | | | | | |
| | | Physical Collocation - Space Preparation - C.O. Modification per square ft. | | | CLO | PE1SK | 2.38 | | | | | | | | | |
| | | Physical Collocation - Space Preparation, Common Systems Modifications-Cageless, per square foot | | | CLO | PE1SL | 2.50 | | | | | | | | | |
| | | Physical Collocation - Space Preparation - Common Systems Modifications-Caged, per cage | | | CLO | PE1SM | 84.93 | | | | | | | | | |
| | | Physical Collocation - Space Preparation - Firm Order Processing | | | CLO | PE1SJ | | 287.36 | | | | | | | | |
| | | Physical Collocation - Space Availability Report, per Central Office Requested | | | CLO | PE1SR | | 572.66 | | | | | | | | |
| | Power | | | | | | | | | | | | | | | |
| | | Physical Collocation - Power, -48V DC Power - per Fused Amp Requested | | | CLO | PE1PL | 7.80 | | | | | | | | | |
| | | Physical Collocation - Power, 120V AC Power, Single Phase, per Breaker Amp | | | CLO | PE1FB | 5.26 | | | | | | | | | |
| | | Physical Collocation - Power, 240V AC Power, Single Phase, per Breaker Amp | | | CLO | PE1FD | 10.53 | | | | | | | | | |
| | | Physical Collocation - Power, 120V AC Power, Three Phase, per Breaker Amp | | | CLO | PE1FE | 15.80 | | | | | | | | | |
| | | Physical Collocation - Power, 277V AC Power, Three Phase, per Breaker Amp | | | CLO | PE1FG | 36.47 | | | | | | | | | |
| | | Physical Collocation - Power - DC power, per Used Amp | | | CLO | PE1FN | 10.69 | | | | | | | | | |
| Cross Connects (Cross Connects, Co-Carrier Cross Connects, and Ports) | | | | | | | | | | | | | | | | |
| | | | | | UEANL,UEQ,UNCN X, UEA, UCL, UAL, UHL, UDN, UNCVX | PE1P2 | 0.0208 | 7.32 | 5.37 | 4.58 | 2.71 | | | | | |
| | | Physical Collocation - 2-wire cross-connect, loop, provisioning | | | UEA, UHL, UNCVX, UNCDX, UCL, UDL | PE1P4 | 0.0416 | 8.00 | 5.75 | 5.00 | 2.69 | | | | | |
| | | | | | WDS1L, WDS1S, UXTD1, ULDD1, USLEL, UNLD1, U1TD1, UNC1X, UEPSR, UEPSB, UEPSE, UEPSP, USL, UEPEX, UEPEX, UEPEX | PE1P1 | 0.3786 | 7.88 | 6.25 | 1.35 | 0.9899 | | | | | |
| | | Physical Collocation -DS1 Cross-Connect for Physical Collocation, provisioning | | | | | | | | | | | | | | |

| COLLOCATION - Florida | | | | | | | | | | | Attachment 4 Exh: B | | | | | |
|-----------------------|--|---------|------|--|-------|-----------|--------------|-------|-------------------------|----------------------------------|--------------------------------------|--|--|---|---|-------|
| CATEGORY | RATE ELEMENTS | Interim | Zone | BCS | USOC | RATES(\$) | | | | Svc Order Submitted Elec per LSR | Svc Order Submitted Manually per LSR | Incremental Charge - Manual Svc Order vs. Electronic-1st | Incremental Charge - Manual Svc Order vs. Electronic-Add'l | Incremental Charge - Manual Svc Order vs. Electronic-Disc 1st | Incremental Charge - Manual Svc Order vs. Electronic-Disc Add'l | |
| | | | | | | Rec | Nonrecurring | | Nonrecurring Disconnect | | OSS Rates(\$) | | | | | |
| | | | | | | | First | Add'l | First | Add'l | SOMEc | SOMAN | SOMAN | SOMAN | SOMAN | SOMAN |
| | Physical Collocation - Cable Records, Fiber Cable, per cable record (maximum 99 records) | | | CLO | PE1CB | | 169.96 | | 149.97 | | | | | | | |
| | Physical Collocation, Cable Records,CAT5/RJ45 | | | CLO | PE1C5 | | 4.52 | | 5.35 | | | | | | | |
| | Virtual to Physical | | | | | | | | | | | | | | | |
| | Physical Collocation - Virtual to Physical Collocation Relocation, per Voice Grade Circuit | | | CLO | PE1BV | | 33.00 | | | | | | | | | |
| | Physical Collocation - Virtual to Physical Collocation Relocation, per DSO Circuit | | | CLO | PE1BO | | 33.00 | | | | | | | | | |
| | Physical Collocation - Virtual to Physical Collocation Relocation, per DS1 Circuit | | | CLO | PE1B1 | | 52.00 | | | | | | | | | |
| | Physical Collocation - Virtual to Physical Collocation Relocation, per DS3 Circuit | | | CLO | PE1B3 | | 52.00 | | | | | | | | | |
| | Physical Collocation - Virtual to Physical Collocation In-Place, Per Voice Grade Circuit | | | CLO | PE1BR | | 22.51 | | | | | | | | | |
| | Physical Collocation Virtual to Physical Collocation In-Place, Per DSO Circuit | | | CLO | PE1BP | | 22.51 | | | | | | | | | |
| | Physical Collocation - Virtual to Physical Collocation In-Place, Per DS1 Circuit | | | CLO | PE1BS | | 32.73 | | | | | | | | | |
| | Physical Collocation - Virtual to Physical Collocation In-Place, per DS3 Circuit | | | CLO | PE1BE | | 32.73 | | | | | | | | | |
| | Entrance Cable | | | | | | | | | | | | | | | |
| | Physical Collocation - Fiber Cable Support Structure, per Entrance Cable | | | CLO | PE1PM | 5.19 | | | | | | | | | | |
| | Physical Collocation - Fiber Entrance Cable per Cable (CO manhole to vault splice) | | | CLO | PE1EC | | 994.12 | | 43.84 | | | | | | | |
| | Physical Collocation - Fiber Entrance Cable Installation, per Fiber | | | CLO | PE1ED | | 7.43 | | | | | | | | | |
| VIRTUAL COLLOCATION | | | | | | | | | | | | | | | | |
| | Application | | | | | | | | | | | | | | | |
| | Virtual Collocation - Application Fee | | | AMTFS | EAF | | 1,241.00 | | 1.20 | | | | | | | |
| | Virtual Collocation - Co-Carrier Cross Connects/Direct Connect, Application Fee, per application | | | AMTFS | VE1CA | | 564.81 | | | | | | | | | |
| | Virtual Collocation Administrative Only - Application Fee | | | AMTFS | VE1AF | | 760.91 | | 1.20 | | | | | | | |
| | Space Preparation | | | | | | | | | | | | | | | |
| | Virtual Collocation - Floor Space, per sq. ft. | | | AMTFS | ESPVX | 5.28 | | | | | | | | | | |
| | Power | | | | | | | | | | | | | | | |
| | Virtual Collocation - Power, per fused amp | | | AMTFS | ESPAX | 6.95 | | | | | | | | | | |
| | Virtual Collocation - Power, DC power, per Used Amp | | | AMTFS | VE1PF | 10.69 | | | | | | | | | | |
| | Cross Connects (Cross Connects, Co-Carrier Cross Connects, and Ports) | | | | | | | | | | | | | | | |
| | Virtual Collocation - 2-wire cross-connect, loop, provisioning | | | UEANL, UEA, UDN, UAL, UHL, UCL, UEQ, UNCVX, UNCDX, UCNX | UEAC2 | 0.0201 | 7.32 | 5.37 | 4.58 | 2.71 | | | | | | |
| | Virtual Collocation - 4-wire cross-connect, loop, provisioning | | | UEA, UHL, UCL, UDL, UNCVX, UNCDX | UEAC4 | 0.0403 | 8.00 | 5.75 | 5.00 | 2.69 | | | | | | |
| | Virtual collocation - Special Access & UNE, cross-connect per DS1 | | | ULR, UXTD1, UNC1X, ULDD1, U1TD1, USLEL, UNLD1, USL, UEPEX, UEPDX | CNC1X | 0.3786 | 7.88 | 6.26 | 1.35 | 0.9915 | | | | | | |
| | Virtual collocation - Special Access & UNE, cross-connect per DS3 | | | USL, UE3, U1TD3, UXTS1, UXTD3, UNC3X, UNCSX, ULDD3, U1TS1, ULDS1, UDLSX, UNLD3 | CND3X | 4.16 | 32.40 | 31.03 | 11.15 | 10.98 | | | | | | |

| COLLOCATION - Florida | | | | | | | | | | | Attachment 4 Exh: B | | | | |
|--|--|---------|------|---|-------|-----------|--------------|-------|-------------------------|----------------------------------|--------------------------------------|--|--|---|---|
| CATEGORY | RATE ELEMENTS | Interim | Zone | BCS | USOC | RATES(\$) | | | | Svc Order Submitted Elec per LSR | Svc Order Submitted Manually per LSR | Incremental Charge - Manual Svc Order vs. Electronic-1st | Incremental Charge - Manual Svc Order vs. Electronic-Add'l | Incremental Charge - Manual Svc Order vs. Electronic-Disc 1st | Incremental Charge - Manual Svc Order vs. Electronic-Disc Add'l |
| | | | | | | Rec | Nonrecurring | | Nonrecurring Disconnect | | OSS Rates(\$) | | | | |
| | | | | | | | First | Add'l | First | Add'l | SOMEc | SOMAN | SOMAN | SOMAN | SOMAN |
| | Virtual Collocation - 2-Fiber Cross Connects | | | UDL12, UDLO3, U1T48, U1T12, U1TO3, ULDO3, ULD12, ULD48, UDF | CNC2F | 1.75 | 28.26 | 25.85 | 13.78 | 11.01 | | | | | |
| | Virtual Collocation - 4-Fiber Cross Connects | | | UDL12, UDLO3, U1T48, U1T12, U1TO3, ULDO3, ULD12, ULD48, UDF | CNC4F | 3.50 | 37.92 | 35.51 | 18.20 | 15.44 | | | | | |
| | Virtual Collocation - Co-Carrier Cross Connects/Direct Connect - Fiber Cable Support Structure, per linear foot, per cable | | | AMTFS | VE1CB | 0.0008 | | | | | | | | | |
| | Virtual Collocation - Co-Carrier Cross Connects/Direct Connect - Copper/Coax Cable Support Structure, per linear foot, per cable | | | AMTFS | VE1CD | 0.0012 | | | | | | | | | |
| | Virtual Collocation 2-Wire Cross Connect, Port | | | UEPSX, UEPSB, UEPSE, UEPSP, UEPSP, UEP2C | VE1R2 | 0.0201 | 7.32 | 5.37 | 4.58 | 2.71 | | | | | |
| | Virtual Collocation 4-Wire Cross Connect, Port | | | UEPDD, UEPEX | VE1R4 | 0.0403 | 8.00 | 5.75 | 5.00 | 2.69 | | | | | |
| CFA | Virtual Collocation - CFA Information Resend Request, per Premises, per Arrangement, per request | | | AMTFS | VE1QR | | 79.52 | | | | | | | | |
| Cable Records - Note: The rates in the First & Additional columns will actually be billed as "Initial I" & "Subsequent S" respectively | | | | | | | | | | | | | | | |
| | Virtual Collocation Cable Records - per request | | | AMTFS | VE1BA | I | 1515.00 | S | 973.64 | 256.35 | | | | | |
| | Virtual Collocation Cable Records - VG/DS0 Cable, per cable record | | | AMTFS | VE1BB | | 646.84 | | 362.41 | | | | | | |
| | Virtual Collocation Cable Records - VG/DS0 Cable, per each 100 pair | | | AMTFS | VE1BC | | 9.11 | | 10.80 | | | | | | |
| | Virtual Collocation Cable Records - DS1, per T1TIE | | | AMTFS | VE1BD | | 4.52 | | 5.35 | | | | | | |
| | Virtual Collocation Cable Records - DS3, per T3TIE | | | AMTFS | VE1BE | | 15.81 | | 18.73 | | | | | | |
| | Virtual Collocation Cable Records - Fiber Cable, per 99 fiber records | | | AMTFS | VE1BF | | 169.96 | | 149.97 | | | | | | |
| | Virtual Collocation Cable Records - CAT 5/RJ45 | | | AMTFS | VE1B5 | | 4.52 | | 5.35 | | | | | | |
| Security | Virtual collocation - Security escort, basic time, normally scheduled work hours | | | AMTFS | SPTBX | | 33.65 | 22.05 | | | | | | | |
| | Virtual collocation - Security escort, overtime, outside of normally scheduled work hours on a normal working day | | | AMTFS | SPTOX | | 44.63 | 28.89 | | | | | | | |
| | Virtual collocation - Security escort, premium time, outside of a scheduled work day | | | AMTFS | SPTPX | | 55.62 | 35.73 | | | | | | | |
| Maintenance | Virtual collocation - Maintenance in CO - Basic, per half hour | | | AMTFS | CTRLX | | 54.05 | 22.05 | | | | | | | |
| | Virtual collocation - Maintenance in CO - Overtime, per half hour | | | AMTFS | SPTOM | | 72.18 | 28.89 | | | | | | | |
| | Virtual collocation - Maintenance in CO - Premium per half hour | | | AMTFS | SPTPM | | 90.31 | 35.73 | | | | | | | |
| Entrance Cable | Virtual Collocation - Cable Installation Charge, per cable | | | AMTFS | ESPCX | | 1,473.00 | | 43.84 | | | | | | |
| | Virtual Collocation - Cable Support Structure, per cable | | | AMTFS | ESPSX | 4.54 | | | | | | | | | |
| COLLOCATION IN THE REMOTE SITE | | | | | | | | | | | | | | | |
| Physical Remote Site Collocation | Physical Collocation in the Remote Site - Application Fee | | | CLORS | PE1RA | | 612.23 | | 270.35 | | | | | | |
| | Cabinet Space in the Remote Site per Bay/ Rack | | | CLORS | PE1RB | 154.59 | | | | | | | | | |
| | Physical Collocation in the Remote Site - Security Access - Key | | | CLORS | PE1RD | | 23.28 | | | | | | | | |
| | Physical Collocation in the Remote Site - Space Availability Report per Premises Requested | | | CLORS | PE1SR | | 223.91 | | | | | | | | |

COLLOCATION - Florida

| CATEGORY | RATE ELEMENTS | Interim | Zone | BCS | USOC | RATES(\$) | | | | Svc Order Submitted Elec per LSR | Svc Order Submitted Manually per LSR | Incremental Charge - Manual Svc Order vs. Electronic-1st | Incremental Charge - Manual Svc Order vs. Electronic-Add'l | Incremental Charge - Manual Svc Order vs. Electronic-Disc 1st | Incremental Charge - Manual Svc Order vs. Electronic-Disc Add'l |
|---|--|---------|------|----------------------------------|-------|-----------|--------------|--------|-------------------------|----------------------------------|--------------------------------------|--|--|---|---|
| | | | | | | Rec | Nonrecurring | | Nonrecurring Disconnect | | OSS Rates(\$) | | | | |
| | | | | | | | First | Add'l | First | Add'l | SOMEc | SOMAN | SOMAN | SOMAN | SOMAN |
| | Physical Collocation in the Remote Site - Remote Site CLLI Code Request, per CLLI Code Requested | | | CLORS | PE1RE | | 73.39 | | | | | | | | |
| | Remote Site DLEC Data (BRSDD), per Compact Disk, per CO | | | CLORS | PE1RR | | 208.02 | | | | | | | | |
| | Physical Collocation - Security Escort for Basic Time - normally scheduled work, per half hour | | | CLORS | PE1BT | | 33.65 | 22.05 | | | | | | | |
| | Physical Collocation - Security Escort for Overtime - outside of normally scheduled working hours on a scheduled work day, per half hour | | | CLORS | PE1OT | | 44.63 | 28.89 | | | | | | | |
| | Physical Collocation - Security Escort for Premium Time - outside of scheduled work day, per half hour | | | CLORS | PE1PT | | 55.62 | 35.73 | | | | | | | |
| | Adjacent Remote Site Collocation | | | | | | | | | | | | | | |
| | Remote Site-Adjacent Collocation-Application Fee | | | CLORS | PE1RU | | 755.62 | 755.62 | | | | | | | |
| | Remote Site-Adjacent Collocation - Real Estate, per square foot | | | CLORS | PE1RT | 0.134 | | | | | | | | | |
| | Remote Site-Adjacent Collocation - AC Power, per breaker amp | | | CLORS | PE1RS | 6.27 | | | | | | | | | |
| NOTE: If Security Escort and/or Add'l Engineering Fees become necessary for adjacent remote site collocation, the Parties will negotiate appropriate rates. | | | | | | | | | | | | | | | |
| | Virtual Remote Site Collocation | | | | | | | | | | | | | | |
| | Virtual Collocation in the Remote Site - Application Fee | | | VE1RS | VE1RB | | 612.23 | | 270.35 | | | | | | |
| | Virtual Collocation in the Remote Site - Per Bay/Rack of Space | | | VE1RS | VE1RC | 154.59 | | | | | | | | | |
| | Virtual Collocation in the Remote Site - Space Availability Report per Premises requested | | | VE1RS | VE1RR | | 223.91 | | | | | | | | |
| | Virtual Collocation in the Remote Site - Remote Site CLLI Code Request, per CLLI Code Requested | | | VE1RS | VE1RL | | 73.39 | | | | | | | | |
| ADJACENT COLLOCATION | | | | | | | | | | | | | | | |
| | Adjacent Collocation - Space Charge per Sq. Ft. | | | CLOAC | PE1JA | 0.1666 | | | | | | | | | |
| | Adjacent Collocation - Electrical Facility Charge per Linear Ft. | | | CLOAC | PE1JC | 4.62 | | | | | | | | | |
| | Adjacent Collocation - 2-Wire Cross-Connects | | | UEANL,UEQ,UEA,UCL, UAL, UHL, UDN | PE1JE | 0.0194 | 7.32 | 5.37 | 4.58 | 2.71 | | | | | |
| | Adjacent Collocation - 4-Wire Cross-Connects | | | UEA,UHL,UDL,UCL | PE1JF | 0.0388 | 8.00 | 5.75 | 5.00 | 2.69 | | | | | |
| | Adjacent Collocation - DS1 Cross-Connects | | | USL | PE1JG | 0.3708 | 7.88 | 6.26 | 1.35 | 0.9915 | | | | | |
| | Adjacent Collocation - DS3 Cross-Connects | | | UE3 | PE1JH | 4.14 | 32.40 | 31.03 | 11.15 | 10.98 | | | | | |
| | Adjacent Collocation - 2-Fiber Cross-Connect | | | CLOAC | PE1JJ | 1.70 | 28.26 | 25.85 | 13.78 | 11.01 | | | | | |
| | Adjacent Collocation - 4-Fiber Cross-Connect | | | CLOAC | PE1JK | 3.33 | 37.92 | 35.51 | 18.20 | 15.44 | | | | | |
| | Adjacent Collocation - Application Fee | | | CLOAC | PE1JB | | 2,763.00 | | 1.02 | | | | | | |
| | Adjacent Collocation - 120V, Single Phase Standby Power Rate per AC Breaker Amp | | | CLOAC | PE1JL | 5.26 | | | | | | | | | |
| | Adjacent Collocation - 240V, Single Phase Standby Power Rate per AC Breaker Amp | | | CLOAC | PE1JM | 10.53 | | | | | | | | | |
| | Adjacent Collocation - 120V, Three Phase Standby Power Rate per AC Breaker Amp | | | CLOAC | PE1JN | 15.80 | | | | | | | | | |
| | Adjacent Collocation - 277V, Three Phase Standby Power Rate per AC Breaker Amp | | | CLOAC | PE1JO | 36.47 | | | | | | | | | |
| | Adjacent Collocation - Cable Support Structure per Entrance Cable | | | CLOAC | PE1JP | 5.19 | | | | | | | | | |
| Notes: Rates displaying an "I" in Interim column are interim as a result of a Commission Order. | | | | | | | | | | | | | | | |

| COLLOCATION - Georgia | | | | | | | | | | | Attachment 4 Exh: B | | | | | | |
|---|-------------------|---|---------|------|---|-------|-----------|--------------|-------|-------------------------|----------------------------------|--------------------------------------|--|--|---|---|-------|
| CATEGORY | RATE ELEMENTS | | Interim | Zone | BCS | USOC | RATES(\$) | | | | Svc Order Submitted Elec per LSR | Svc Order Submitted Manually per LSR | Incremental Charge - Manual Svc Order vs. Electronic-1st | Incremental Charge - Manual Svc Order vs. Electronic-Add'l | Incremental Charge - Manual Svc Order vs. Electronic-Disc 1st | Incremental Charge - Manual Svc Order vs. Electronic-Disc Add'l | |
| | | | | | | | Rec | Nonrecurring | | Nonrecurring Disconnect | | | OSS Rates(\$) | | | | |
| | | | | | | | | First | Add'l | First | Add'l | SOME C | SOMAN | SOMAN | SOMAN | SOMAN | SOMAN |
| PHYSICAL COLLOCATION | | | | | | | | | | | | | | | | | |
| | Application | | | | | | | | | | | | | | | | |
| | | Physical Collocation - Initial Application Fee | | | CLO | PE1BA | | 1,284.72 | | 0.59 | | | | | | | |
| | | Physical Collocation - Subsequent Application Fee | | | CLO | PE1CA | | 1,084.41 | | 0.59 | | | | | | | |
| | | Physical Collocation - Co-Carrier Cross Connects/Direct Connect, Application Fee, per application | | | CLO | PE1DT | | 583.18 | | | | | | | | | |
| | | Physical Collocation Administrative Only - Application Fee | | | CLO | PE1BL | | 740.83 | | | | | | | | | |
| | | Physical Collocation - Application Cost, Simple Augment | | | CLO | PE1KS | | 594.05 | | 1.21 | | | | | | | |
| | | Physical Collocation - Application Cost, Minor Augment | | | CLO | PE1KM | | 832.95 | | 1.21 | | | | | | | |
| | | Physical Collocation - Application Cost, Intermediate Augment | | | CLO | PE1K1 | | 1,057.00 | | 1.21 | | | | | | | |
| | | Physical Collocation - Application Cost - Major Augment | | | CLO | PE1KJ | | 2,408.00 | | 1.21 | | | | | | | |
| | Space Preparation | | | | | | | | | | | | | | | | |
| | | Physical Collocation - Floor Space, per sq feet | | | CLO | PE1PJ | | 4.71 | | | | | | | | | |
| | | Physical Collocation - Space Enclosure, welded wire, first 50 square feet | | | CLO | PE1BX | | 144.71 | | | | | | | | | |
| | | Physical Collocation - Space enclosure, welded wire, first 100 square feet | | | CLO | PE1BW | | 167.00 | | | | | | | | | |
| | | Physical Collocation - Space enclosure, welded wire, each additional 50 square feet | | | CLO | PE1CW | | 16.38 | | | | | | | | | |
| | | Physical Collocation - Space Preparation - C.O. Modification per square ft. | | | CLO | PE1SK | | 2.10 | | | | | | | | | |
| | | Physical Collocation - Space Preparation, Common Systems Modifications-Cageless, per square foot | | | CLO | PE1SL | | 2.27 | | | | | | | | | |
| | | Physical Collocation - Space Preparation - Common Systems Modifications-Caged, per cage | | | CLO | PE1SM | | 77.24 | | | | | | | | | |
| | | Physical Collocation - Space Preparation - Firm Order Processing | | | CLO | PE1SJ | | 140.96 | | | | | | | | | |
| | | Physical Collocation - Space Availability Report, per Central Office Requested | | | CLO | PE1SR | | 248.50 | | | | | | | | | |
| | Power | | | | | | | | | | | | | | | | |
| | | Physical Collocation - Power, -48V DC Power - per Fused Amp Requested | | | CLO | PE1PL | | 4.84 | | | | | | | | | |
| | | Physical Collocation - Power, 120V AC Power, Single Phase, per Breaker Amp | | | CLO | PE1FB | | 5.16 | | | | | | | | | |
| | | Physical Collocation - Power, 240V AC Power, Single Phase, per Breaker Amp | | | CLO | PE1FD | | 10.34 | | | | | | | | | |
| | | Physical Collocation - Power, 120V AC Power, Three Phase, per Breaker Amp | | | CLO | PE1FE | | 15.50 | | | | | | | | | |
| | | Physical Collocation - Power, 277V AC Power, Three Phase, per Breaker Amp | | | CLO | PE1FG | | 35.79 | | | | | | | | | |
| Cross Connects (Cross Connects, Co-Carrier Cross Connects, and Ports) | | | | | | | | | | | | | | | | | |
| | | | | | UEANL,UEQ, UNCNX, UEA, UCL, UAL, UHL, UDN, UNCVX | | | | | | | | | | | | |
| | | Physical Collocation - 2-wire cross-connect, loop, provisioning | | | | PE1P2 | | 0.0202 | | | | | | | | | |
| | | Physical Collocation - 4-wire cross-connect, loop, provisioning | | | UEA, UHL, UNCVX, UNCDX, UCL, UDL | PE1P4 | | 0.0403 | | | | | | | | | |
| | | | | | WDS1L, WDS1S, UXTD1, ULDD1, USLEL, UNLD1, U1TD1, UNC1X, UEPSR, UEPSB, UEPSE, UEPSP, USL, UEPEX, UEPDX | | | | | | | | | | | | |
| | | Physical Collocation -DS1 Cross-Connect for Physical Collocation, provisioning | | | | PE1P1 | | 0.3807 | | | | | | | | | |

| COLLOCATION - Georgia | | | | | | | | | | | Attachment 4 Exh: B | | | | | |
|--|--|---------|------|---|-------|-----------|--------------|----------|-------------------------|----------------------------------|--------------------------------------|--|--|---|---|-------|
| CATEGORY | RATE ELEMENTS | Interim | Zone | BCS | USOC | RATES(\$) | | | | Svc Order Submitted Elec per LSR | Svc Order Submitted Manually per LSR | Incremental Charge - Manual Svc Order vs. Electronic-1st | Incremental Charge - Manual Svc Order vs. Electronic-Add'l | Incremental Charge - Manual Svc Order vs. Electronic-Disc 1st | Incremental Charge - Manual Svc Order vs. Electronic-Disc Add'l | |
| | | | | | | Rec | Nonrecurring | | Nonrecurring Disconnect | | OSS Rates(\$) | | | | | |
| | | | | | | | First | Add'l | First | Add'l | SOMEc | SOMAN | SOMAN | SOMAN | SOMAN | SOMAN |
| | Physical Collocation - DS3 Cross-Connect, provisioning | | | UE3, U1TD3, UXTD3, UXTS1, UNC3X, UNC3X, ULDD3, U1TS1, ULDS1, UNLD3, UEPEX, UEPDX, UEPSR, UEPSE, UEPSP | PE1P3 | 4.15 | | | | | | | | | | |
| | Physical Collocation - 2-Fiber Cross-Connect | | | CLO, ULDO3, ULD12, ULD48, U1TO3, U1T12, U1T48, UDLO3, UDL12, UDF | PE1F2 | 1.76 | | | | | | | | | | |
| | Physical Collocation - 4-Fiber Cross-Connect | | | ULDO3, ULD12, ULD48, U1TO3, U1T12, U1T48, UDLO3, UDL12, UDF, UDFCX | PE1F4 | 3.38 | | | | | | | | | | |
| | Physical Collocation - Co-Carrier Cross Connects/Direct Connect - Fiber Cable Support Structure, per linear foot, per cable. | | | CLO | PE1ES | 0.001 | | | | | | | | | | |
| | Physical Collocation - Co-Carrier Cross Connect/Direct Connect - Copper/Coax Cable Support Structure, per linear foot, per cable. | | | CLO | PE1DS | 0.0015 | | | | | | | | | | |
| | Physical Collocation 2-Wire Cross Connect, Port | | | UEPSR, UEPSP, UEPSE, UEPSEB, UEPSE, UEP2C | PE1R2 | 0.0202 | | | | | | | | | | |
| | Physical Collocation 4-Wire Cross Connect, Port | | | UEPEX, UEPDD | PE1R4 | 0.0403 | | | | | | | | | | |
| Security | | | | | | | | | | | | | | | | |
| | Physical Collocation - Security Escort for Basic Time - normally scheduled work, per half hour | | | CLO | PE1BT | | 16.51 | 10.82 | | | | | | | | |
| | Physical Collocation - Security Escort for Overtime - outside of normally scheduled working hours on a scheduled work day, per half hour | | | CLO | PE1OT | | 21.90 | 14.17 | | | | | | | | |
| | Physical Collocation - Security Escort for Premium Time - outside of scheduled work day, per half hour | | | CLO | PE1PT | | 27.29 | 17.53 | | | | | | | | |
| | Physical Collocation - Security Access System - Security System per Central Office, per Sq. Ft. | | | CLO | PE1AY | 0.011 | | | | | | | | | | |
| | Physical Collocation - Security Access System - New Card Activation, per Card Activation (First), per State | | | CLO | PE1A1 | | 21.98 | | | | | | | | | |
| | Physical Collocation - Security Access System - New Access Card Deactivation, per Card | | | CLO | PE1A4 | | 8.72 | 8.72 | | | | | | | | |
| | Physical Collocation-Security Access System-Administrative Change, existing Access Card, per Request, per State, per Card | | | CLO | PE1AA | | 5.37 | | | | | | | | | |
| | Physical Collocation - Security Access System - Replace Lost or Stolen Card, per Card | | | CLO | PE1AR | | 16.99 | | | | | | | | | |
| | Physical Collocation - Security Access - Initial Key, per Key | | | CLO | PE1AK | | 13.19 | | | | | | | | | |
| | Physical Collocation - Security Access - Key, Replace Lost or Stolen Key, per Key | | | CLO | PE1AL | | 13.19 | | | | | | | | | |
| CFA | | | | | | | | | | | | | | | | |
| | Physical Collocation - CFA Information Resend Request, per premises, per arrangement, per request | | | CLO | PE1C9 | | 77.42 | | | | | | | | | |
| Cable Records - Note: The rates in the First & Additional columns will actually be billed as "Initial I" and "Subsequent S" respectively | | | | | | | | | | | | | | | | |
| | Physical Collocation - Cable Records, per request | | | CLO | PE1CR | | I 742.92 | S 477.59 | | 125.63 | | | | | | |
| | Physical Collocation, Cable Records, VG/DS0 Cable, per cable record (maximum 3600 records) | | | CLO | PE1CD | | 317.29 | | | 177.60 | | | | | | |
| | Physical Collocation, Cable Records, VG/DS0 Cable, per each 100 pair | | | CLO | PE1CO | | 4.47 | | | 5.29 | | | | | | |

| COLLOCATION - Georgia | | | | | | | | | | | Attachment 4 Exh: B | | | | | |
|---|---------------|--|---------|------|--|-------|-----------|--------------|-------|-------------------------|----------------------------------|--------------------------------------|--|--|---|---|
| CATEGORY | RATE ELEMENTS | | Interim | Zone | BCS | USOC | RATES(\$) | | | | Svc Order Submitted Elec per LSR | Svc Order Submitted Manually per LSR | Incremental Charge - Manual Svc Order vs. Electronic-1st | Incremental Charge - Manual Svc Order vs. Electronic-Add'l | Incremental Charge - Manual Svc Order vs. Electronic-Disc 1st | Incremental Charge - Manual Svc Order vs. Electronic-Disc Add'l |
| | | | | | | | Rec | Nonrecurring | | Nonrecurring Disconnect | | OSS Rates(\$) | | | | |
| | | | | | | | | First | Add'l | First | Add'l | SOME C | SOMAN | SOMAN | SOMAN | SOMAN |
| | | Physical Collocation, Cable Records, DS1, per T1 TIE | | | CLO | PE1C1 | | 2.22 | | 2.62 | | | | | | |
| | | Physical Collocation, Cable Records, DS3, per T3 TIE | | | CLO | PE1C3 | | 7.76 | | 9.18 | | | | | | |
| | | Physical Collocation - Cable Records, Fiber Cable, per cable record (maximum 99 records) | | | CLO | PE1CB | | 83.37 | | 73.49 | | | | | | |
| | | Physical Collocation, Cable Records,CAT5/RJ45 | | | CLO | PE1C5 | | 2.22 | | 2.62 | | | | | | |
| | | Virtual to Physical | | | | | | | | | | | | | | |
| | | Physical Collocation - Virtual to Physical Collocation Relocation, per Voice Grade Circuit | | | CLO | PE1BV | | 33.00 | | | | | | | | |
| | | Physical Collocation - Virtual to Physical Collocation Relocation, per DSO Circuit | | | CLO | PE1BO | | 33.00 | | | | | | | | |
| | | Physical Collocation - Virtual to Physical Collocation Relocation, per DS1 Circuit | | | CLO | PE1B1 | | 52.00 | | | | | | | | |
| | | Physical Collocation - Virtual to Physical Collocation Relocation, per DS3 Circuit | | | CLO | PE1B3 | | 52.00 | | | | | | | | |
| | | Physical Collocation - Virtual to Physical Collocation In-Place, Per Voice Grade Circuit | | | CLO | PE1BR | | 22.59 | | | | | | | | |
| | | Physical Collocation Virtual to Physical Collocation In-Place, Per DSO Circuit | | | CLO | PE1BP | | 22.59 | | | | | | | | |
| | | Physical Collocation - Virtual to Physical Collocation In-Place, Per DS1 Circuit | | | CLO | PE1BS | | 32.85 | | | | | | | | |
| | | Physical Collocation - Virtual to Physical Collocation In-Place, per DS3 Circuit | | | CLO | PE1BE | | 32.85 | | | | | | | | |
| | | Entrance Cable | | | | | | | | | | | | | | |
| | | Physical Collocation - Fiber Cable Installation, Pricing, non-recurring charge, per Entrance Cable | | | CLO | PE1BD | | 736.20 | | 21.49 | | | | | | |
| | | Physical Collocation - Fiber Cable Support Structure, per Entrance Cable | | | CLO | PE1PM | 7.37 | | | | | | | | | |
| | | Physical Collocation, Entrance Cable Support Structure, Copper, per each 100 pairs or fraction thereof (CO Manhole to Collocation Space) | | | CLO | PE1EE | 0.2686 | | | | | | | | | |
| | | Physical Collocation, Entrance Cable Installation, Copper, per Cable (CO Manhole to Collocation Space) | | | CLO | PE1EF | | 754.41 | | 21.49 | | | | | | |
| | | Physical Collocation, Entrance Cable Installation, Copper, per each 100 pairs or fraction thereof (CO Manhole to Collocation Space) | | | CLO | PE1EG | | 9.11 | | | | | | | | |
| | | Physical Collocation - Fiber Entrance Cable Installation, per Fiber | | | CLO | PE1ED | | 3.90 | | | | | | | | |
| VIRTUAL COLLOCATION | | | | | | | | | | | | | | | | |
| | | Application | | | | | | | | | | | | | | |
| | | Virtual Collocation - Application Fee | | | AMTFS | EAF | | 608.92 | | 0.59 | | | | | | |
| | | Virtual Collocation - Co-Carrier Cross Connects/Direct Connect, Application Fee, per application | | | AMTFS | VE1CA | | 583.18 | | | | | | | | |
| | | Virtual Collocation Administrative Only - Application Fee | | | AMTFS | VE1AF | | 609.52 | | | | | | | | |
| | | Space Preparation | | | | | | | | | | | | | | |
| | | Virtual Collocation - Floor Space, per sq. ft. | | | AMTFS | ESPVX | 4.71 | | | | | | | | | |
| | | Power | | | | | | | | | | | | | | |
| | | Virtual Collocation - Power, per fused amp | | | AMTFS | ESPAX | 4.84 | | | | | | | | | |
| Cross Connects (Cross Connects, Co-Carrier Cross Connects, and Ports) | | | | | | | | | | | | | | | | |
| | | | | | UEANL, UEA, UDN, UAL, UHL, UCL, UEQ, UNCVX, UNCDX, UNCNX | UEAC2 | 0.0192 | | | | | | | | | |
| | | Virtual Collocation - 2-wire cross-connect, loop, provisioning | | | UEA, UHL, UCL, UDL, UNCVX, UNCDX | UEAC4 | 0.0385 | | | | | | | | | |

| COLLOCATION - Georgia | | | | | | | | | | | Attachment 4 Exh: B | | | | | |
|--|---------------|--|---------|------|--|-------|-----------|--------------|--------|-------------------------|----------------------------------|--------------------------------------|--|--|---|---|
| CATEGORY | RATE ELEMENTS | | Interim | Zone | BCS | USOC | RATES(\$) | | | | Svc Order Submitted Elec per LSR | Svc Order Submitted Manually per LSR | Incremental Charge - Manual Svc Order vs. Electronic-1st | Incremental Charge - Manual Svc Order vs. Electronic-Add'l | Incremental Charge - Manual Svc Order vs. Electronic-Disc 1st | Incremental Charge - Manual Svc Order vs. Electronic-Disc Add'l |
| | | | | | | | Rec | Nonrecurring | | Nonrecurring Disconnect | | OSS Rates(\$) | | | | |
| | | | | | | | | First | Add'l | First | Add'l | SOME C | SOMAN | SOMAN | SOMAN | SOMAN |
| | | Virtual collocation - Special Access & UNE, cross-connect per DS1 | | | ULR, UXTD1, UNC1X, ULDD1, U1TD1, USLEL, UNLD1, USL, UEPEX, UEPDX | CNC1X | 0.3807 | | | | | | | | | |
| | | Virtual collocation - Special Access & UNE, cross-connect per DS3 | | | USL, UE3, U1TD3, UXTS1, UXTD3, UNC3X, UNCSX, ULDD3, U1TS1, ULDS1, UDLSX, UNLD3 | CND3X | 4.15 | | | | | | | | | |
| | | Virtual Collocation - 2-Fiber Cross Connects | | | UDL12, UDLO3, U1T48, U1T12, U1TO3, ULDO3, ULD12, ULD48, UDF | CNC2F | 1.76 | | | | | | | | | |
| | | Virtual Collocation - 4-Fiber Cross Connects | | | UDL12, UDLO3, U1T48, U1T12, U1TO3, ULDO3, ULD12, ULD48, UDF | CNC4F | 3.53 | | | | | | | | | |
| | | Virtual Collocation - Co-Carrier Cross Connects/Direct Connect - Fiber Cable Support Structure, per linear foot, per cable | | | AMTFS | VE1CB | 0.001 | | | | | | | | | |
| | | Virtual Collocation - Co-Carrier Cross Connects/Direct Connect - Copper/Coax Cable Support Structure, per linear foot, per cable | | | AMTFS | VE1CD | 0.0015 | | | | | | | | | |
| | | Virtual Collocation 2-Wire Cross Connect, Port | | | UEPSX, UEPSB, UEPS, UEPSR, UEPSR, UEPSR | VE1R2 | 0.0192 | | | | | | | | | |
| | | Virtual Collocation 4-Wire Cross Connect, Port | | | UEPDD, UEPEX | VE1R4 | 0.0385 | | | | | | | | | |
| | CFA | | | | | | | | | | | | | | | |
| | | Virtual Collocation - CFA Information Resend Request, per Premises, per Arrangement, per request | | | AMTFS | VE1QR | | 77.42 | | | | | | | | |
| Cable Records - Note: The rates in the First & Additional columns will actually be billed as "Initial I" & "Subsequent S" respectively | | | | | | | | | | | | | | | | |
| | | Virtual Collocation Cable Records - per request | | | AMTFS | VE1BA | | I | 742.92 | S | 477.59 | | | | | |
| | | Virtual Collocation Cable Records - VG/DS0 Cable, per cable record | | | AMTFS | VE1BB | | | 317.29 | | | | | | | |
| | | Virtual Collocation Cable Records - VG/DS0 Cable, per each 100 pair | | | AMTFS | VE1BC | | | 4.47 | | | | | | | |
| | | Virtual Collocation Cable Records - DS1, per T1TIE | | | AMTFS | VE1BD | | | 2.22 | | | | | | | |
| | | Virtual Collocation Cable Records - DS3, per T3TIE | | | AMTFS | VE1BE | | | 7.76 | | | | | | | |
| | | Virtual Collocation Cable Records - Fiber Cable, per 99 fiber records | | | AMTFS | VE1BF | | | 83.37 | | | | | | | |
| | | Virtual Collocation Cable Records - CAT 5/RJ45 | | | AMTFS | VE1B5 | | | 2.22 | | | | | | | |
| Security | | | | | | | | | | | | | | | | |
| | | Virtual collocation - Security escort, basic time, normally scheduled work hours | | | AMTFS | SPTBX | | | 16.51 | | 10.82 | | | | | |
| | | Virtual collocation - Security escort, overtime, outside of normally scheduled work hours on a normal working day | | | AMTFS | SPTOX | | | 21.90 | | 14.17 | | | | | |
| | | Virtual collocation - Security escort, premium time, outside of a scheduled work day | | | AMTFS | SPTPX | | | 27.29 | | 17.53 | | | | | |
| Maintenance | | | | | | | | | | | | | | | | |
| | | Virtual collocation - Maintenance in CO - Basic, per half hour | | | AMTFS | CTRLX | | | 26.52 | | 10.82 | | | | | |
| | | Virtual collocation - Maintenance in CO - Overtime, per half hour | | | AMTFS | SPTOM | | | 35.41 | | 14.17 | | | | | |
| | | Virtual collocation - Maintenance in CO - Premium per half hour | | | AMTFS | SPTPM | | | 44.30 | | 17.53 | | | | | |
| Entrance Cable | | | | | | | | | | | | | | | | |

| COLLOCATION - Georgia | | | | | | | | | | | Attachment 4 Exh: B | | | | |
|---|--|---------|------|----------------------------------|-------|-----------|--------------|--------|-------------------------|----------------------------------|--------------------------------------|--|--|---|---|
| CATEGORY | RATE ELEMENTS | Interim | Zone | BCS | USOC | RATES(\$) | | | | Svc Order Submitted Elec per LSR | Svc Order Submitted Manually per LSR | Incremental Charge - Manual Svc Order vs. Electronic-1st | Incremental Charge - Manual Svc Order vs. Electronic-Add'l | Incremental Charge - Manual Svc Order vs. Electronic-Disc 1st | Incremental Charge - Manual Svc Order vs. Electronic-Disc Add'l |
| | | | | | | Rec | Nonrecurring | | Nonrecurring Disconnect | | OSS Rates(\$) | | | | |
| | | | | | | | First | Add'l | First | Add'l | SOME C | SOMAN | SOMAN | SOMAN | SOMAN |
| | Virtual Collocation - Cable Installation Charge, per cable | | | AMTFS | ESPCX | | 736.20 | | 21.49 | | | | | | |
| | Virtual Collocation - Cable Support Structure, per cable | | | AMTFS | ESPSX | 7.74 | | | | | | | | | |
| | Virtual Collocation, Entrance Cable Support Structure, Copper, per each 100 pairs or fraction thereof (CO Manhole to Frame) | | | AMTFS | VE1EE | 0.235 | | | | | | | | | |
| | Virtual Collocation, Entrance Cable Installation, Copper, per Cable (CO Manhole to Frame) | | | AMTFS | VE1EF | | 754.41 | | 21.49 | | | | | | |
| | Virtual Collocation, Entrance Cable Installation, Copper, per each 100 pairs or fraction thereof (CO Manhole to Frame) | | | AMTFS | VE1EG | | 9.11 | | | | | | | | |
| COLLOCATION IN THE REMOTE SITE | | | | | | | | | | | | | | | |
| | Physical Remote Site Collocation | | | | | | | | | | | | | | |
| | Physical Collocation in the Remote Site - Application Fee | | | CLORS | PE1RA | | 300.31 | | 132.49 | | | | | | |
| | Cabinet Space in the Remote Site per Bay/ Rack | | | CLORS | PE1RB | 148.11 | | | | | | | | | |
| | Physical Collocation in the Remote Site - Security Access - Key | | | CLORS | PE1RD | | 13.19 | | | | | | | | |
| | Physical Collocation in the Remote Site - Space Availability Report per Premises Requested | | | CLORS | PE1SR | | 109.83 | | | | | | | | |
| | Physical Collocation in the Remote Site - Remote Site CLLI Code Request, per CLLI Code Requested | | | CLORS | PE1RE | | 36.00 | | | | | | | | |
| | Remote Site DLEC Data (BRSDD), per Compact Disk, per CO | | | CLORS | PE1RR | | 116.71 | | | | | | | | |
| | Physical Collocation - Security Escort for Basic Time - normally scheduled work, per half hour | | | CLORS | PE1BT | | 16.51 | 10.82 | | | | | | | |
| | Physical Collocation - Security Escort for Overtime - outside of normally scheduled working hours on a scheduled work day, per half hour | | | CLORS | PE1OT | | 21.90 | 14.17 | | | | | | | |
| | Physical Collocation - Security Escort for Premium Time - outside of scheduled work day, per half hour | | | CLORS | PE1PT | | 27.29 | 17.53 | | | | | | | |
| | Adjacent Remote Site Collocation | | | | | | | | | | | | | | |
| | Remote Site-Adjacent Collocation-Application Fee | | | CLORS | PE1RU | | 755.62 | 755.62 | | | | | | | |
| | Remote Site-Adjacent Collocation - Real Estate, per square foot | | | CLORS | PE1RT | 0.134 | | | | | | | | | |
| | Remote Site-Adjacent Collocation - AC Power, per breaker amp | | | CLORS | PE1RS | 6.27 | | | | | | | | | |
| NOTE: If Security Escort and/or Add'l Engineering Fees become necessary for adjacent remote site collocation, the Parties will negotiate appropriate rates. | | | | | | | | | | | | | | | |
| | Virtual Remote Site Collocation | | | | | | | | | | | | | | |
| | Virtual Collocation in the Remote Site - Application Fee | | | VE1RS | VE1RB | | 300.31 | | 132.49 | | | | | | |
| | Virtual Collocation in the Remote Site - Per Bay/Rack of Space | | | VE1RS | VE1RC | 148.11 | | | | | | | | | |
| | Virtual Collocation in the Remote Site - Space Availability Report per Premises requested | | | VE1RS | VE1RR | | 109.83 | | | | | | | | |
| | Virtual Collocation in the Remote Site - Remote Site CLLI Code Request, per CLLI Code Requested | | | VE1RS | VE1RL | | 36.00 | | | | | | | | |
| ADJACENT COLLOCATION | | | | | | | | | | | | | | | |
| | Adjacent Collocation - Space Charge per Sq. Ft. | | | CLOAC | PE1JA | 0.1725 | | | | | | | | | |
| | Adjacent Collocation - Electrical Facility Charge per Linear Ft. | | | CLOAC | PE1JC | 4.12 | | | | | | | | | |
| | Adjacent Collocation - 2-Wire Cross-Connects | | | UEANL,UEQ,UEA,UCL, UAL, UHL, UDN | PE1JE | 0.0176 | | | | | | | | | |
| | Adjacent Collocation - 4-Wire Cross-Connects | | | UEA,UHL,UDL,UCL | PE1JF | 0.0353 | | | | | | | | | |
| | Adjacent Collocation - DS1 Cross-Connects | | | USL | PE1JG | 0.3686 | | | | | | | | | |
| | Adjacent Collocation - DS3 Cross-Connects | | | UE3 | PE1JH | 4.83 | | | | | | | | | |
| | Adjacent Collocation - 2-Fiber Cross-Connect | | | CLOAC | PE1JJ | 1.69 | | | | | | | | | |
| | Adjacent Collocation - 4-Fiber Cross-Connect | | | CLOAC | PE1JK | 3.31 | | | | | | | | | |
| | Adjacent Collocation - Application Fee | | | CLOAC | PE1JB | | 1,380.83 | 0.50 | | | | | | | |
| | Adjacent Collocation - 120V, Single Phase Standby Power Rate per AC Breaker Amp | | | CLOAC | PE1JL | 5.16 | | | | | | | | | |
| | Adjacent Collocation - 240V, Single Phase Standby Power Rate per AC Breaker Amp | | | CLOAC | PE1JM | 10.34 | | | | | | | | | |

| COLLOCATION - Georgia | | | | | | | | | | | | Attachment 4 Exh: B | | | |
|--|--|---------|------|-------|-------|-----------|--------------|-------|-------------------------|----------------------------------|--------------------------------------|--|--|---|---|
| CATEGORY | RATE ELEMENTS | Interim | Zone | BCS | USOC | RATES(\$) | | | | Svc Order Submitted Elec per LSR | Svc Order Submitted Manually per LSR | Incremental Charge - Manual Svc Order vs. Electronic-1st | Incremental Charge - Manual Svc Order vs. Electronic-Add'l | Incremental Charge - Manual Svc Order vs. Electronic-Disc 1st | Incremental Charge - Manual Svc Order vs. Electronic-Disc Add'l |
| | | | | | | | | | | | | | | | |
| | | | | | | Rec | Nonrecurring | | Nonrecurring Disconnect | | OSS Rates(\$) | | | | |
| | | | | | | | First | Add'l | First | Add'l | SOME C | SOMAN | SOMAN | SOMAN | SOMAN |
| | Adjacent Collocation - 120V, Three Phase Standby Power Rate per AC Breaker Amp | | | CLOAC | PE1JN | 15.50 | | | | | | | | | |
| | Adjacent Collocation - 277V, Three Phase Standby Power Rate per AC Breaker Amp | | | CLOAC | PE1JO | 35.79 | | | | | | | | | |
| | Adjacent Collocation - 240V, Three Phase Standby Power Rate per AC Breaker Amp | | | CLOAC | PE1JD | 35.79 | | | | | | | | | |
| Note: Rates displaying an "I" in Interim column are interim as a result of a Commission order. | | | | | | | | | | | | | | | |

| COLLOCATION - Kentucky | | | | | | | | | | | Attachment: 4 Exh B | | | | | | |
|---|-------------------|---|---------|------|--|-------|-----------|--------------|-------|-------------------------|----------------------------------|--------------------------------------|--|--|---|---|-------|
| CATEGORY | RATE ELEMENTS | | Interim | Zone | BCS | USOC | RATES(\$) | | | | Svc Order Submitted Elec per LSR | Svc Order Submitted Manually per LSR | Incremental Charge - Manual Svc Order vs. Electronic-1st | Incremental Charge - Manual Svc Order vs. Electronic-Add'l | Incremental Charge - Manual Svc Order vs. Electronic-Disc 1st | Incremental Charge - Manual Svc Order vs. Electronic-Disc Add'l | |
| | | | | | | | Rec | Nonrecurring | | Nonrecurring Disconnect | | OSS Rates(\$) | | | | | |
| | | | | | | | | First | Add'l | First | Add'l | SOME C | SOMAN | SOMAN | SOMAN | SOMAN | SOMAN |
| PHYSICAL COLLOCATION | | | | | | | | | | | | | | | | | |
| | Application | | | | | | | | | | | | | | | | |
| | | Physical Collocation - Initial Application Fee | | | CLO | PE1BA | | 3,773.54 | | 1.01 | | | | | | | |
| | | Physical Collocation - Subsequent Application Fee | | | CLO | PE1CA | | 3,145.35 | | 1.01 | | | | | | | |
| | | Physical Collocation - Co-Carrier Cross Connects/Direct Connect, Application Fee, per application | | | CLO | PE1DT | | 584.20 | | | | | | | | | |
| | | Physical Collocation Administrative Only - Application Fee | | | CLO | PE1BL | | 742.12 | | | | | | | | | |
| | | Physical Collocation - Application Cost, Simple Augment | | | CLO | PE1KS | | 594.98 | | 1.21 | | | | | | | |
| | | Physical Collocation - Application Cost, Minor Augment | | | CLO | PE1KM | | 834.26 | | 1.21 | | | | | | | |
| | | Physical Collocation - Application Cost, Intermediate Augment | | | CLO | PE1K1 | | 1,059.00 | | 1.21 | | | | | | | |
| | | Physical Collocation - Application Cost - Major Augment | | | CLO | PE1KJ | | 2,412.00 | | 1.21 | | | | | | | |
| | Space Preparation | | | | | | | | | | | | | | | | |
| | | Physical Collocation - Floor Space, per sq feet | | | CLO | PE1PJ | | 7.99 | | | | | | | | | |
| | | Physical Collocation - Space Enclosure, welded wire, first 50 square feet | | | CLO | PE1BX | | 166.83 | | | | | | | | | |
| | | Physical Collocation - Space enclosure, welded wire, first 100 square feet | | | CLO | PE1BW | | 184.97 | | | | | | | | | |
| | | Physical Collocation - Space enclosure, welded wire, each additional 50 square feet | | | CLO | PE1CW | | 18.14 | | | | | | | | | |
| | | Physical Collocation - Space Preparation - C.O. Modification per square ft. | | | CLO | PE1SK | | 2.32 | | | | | | | | | |
| | | Physical Collocation - Space Preparation, Common Systems Modifications-Cageless, per square foot | | | CLO | PE1SL | | 3.26 | | | | | | | | | |
| | | Physical Collocation - Space Preparation - Common Systems Modifications-Caged, per cage | | | CLO | PE1SM | | 110.57 | | | | | | | | | |
| | | Physical Collocation - Space Preparation - Firm Order Processing | | | CLO | PE1SJ | | 1,206.07 | | | | | | | | | |
| | | Physical Collocation - Space Availability Report, per Central Office Requested | | | CLO | PE1SR | | 2,158.67 | | | | | | | | | |
| | Power | | | | | | | | | | | | | | | | |
| | | Physical Collocation - Power, -48V DC Power - per Fused Amp Requested | | | CLO | PE1PL | | 8.06 | | | | | | | | | |
| | | Physical Collocation - Power, 120V AC Power, Single Phase, per Breaker Amp | | | CLO | PE1FB | | 5.44 | | | | | | | | | |
| | | Physical Collocation - Power, 240V AC Power, Single Phase, per Breaker Amp | | | CLO | PE1FD | | 10.88 | | | | | | | | | |
| | | Physical Collocation - Power, 120V AC Power, Three Phase, per Breaker Amp | | | CLO | PE1FE | | 16.32 | | | | | | | | | |
| | | Physical Collocation - Power, 277V AC Power, Three Phase, per Breaker Amp | | | CLO | PE1FG | | 37.68 | | | | | | | | | |
| Cross Connects (Cross Connects, Co-Carrier Cross Connects, and Ports) | | | | | | | | | | | | | | | | | |
| | | | | | UEANL,UEQ, UNCNX, UEA, UCL, UAL, UHL, UDN, UNCVX | | | | | | | | | | | | |
| | | Physical Collocation - 2-wire cross-connect, loop, provisioning | | | | PE1P2 | | 0.0333 | 24.68 | 23.68 | 12.14 | 10.95 | | | | | |
| | | Physical Collocation - 4-wire cross-connect, loop, provisioning | | | UEA, UHL, UNCVX, UNCDX, UCL, UDL | PE1P4 | | 0.0665 | 24.88 | 23.82 | 12.77 | 11.46 | | | | | |
| | | | | | WDS1L, WDS1S, UXTD1, ULDD1, USLEL, UNLD1, U1TD1, UNC1X, UEPSR, UEPSB, UEPSE, UEPS, UEL, UEPEX, UEPDX | | | | | | | | | | | | |
| | | Physical Collocation -DS1 Cross-Connect for Physical Collocation, provisioning | | | | PE1P1 | | 1.48 | 44.23 | 31.98 | 12.81 | 11.57 | | | | | |

COLLOCATION - Kentucky

| CATEGORY | RATE ELEMENTS | Interi m | Zone | BCS | USOC | RATES(\$) | | | | Svc Order Submitted Elec per LSR | Svc Order Submitted Manually per LSR | Incremental Charge - Manual Svc Order vs. Electronic- 1st | Incremental Charge - Manual Svc Order vs. Electronic- Add'l | Incremental Charge - Manual Svc Order vs. Electronic- Disc 1st | Incremental Charge - Manual Svc Order vs. Electronic- Disc Add'l |
|---------------------|--|-------------|------|--|-------|-----------|--------------|-------|-------------------------|---|---|--|--|---|---|
| | | | | | | Rec | Nonrecurring | | Nonrecurring Disconnect | | OSS Rates(\$) | | | | |
| | | | | | | | First | Add'l | First | Add'l | SOME C | SOMAN | SOMAN | SOMAN | SOMAN |
| | Physical Collocation - Cable Records, Fiber Cable, per cable record (maximum 99 records) | | | CLO | PE1CB | | 169.63 | | 154.85 | | | | | | |
| | Physical Collocation, Cable Records,CAT5/RJ45 | | | CLO | PE1C5 | | 4.52 | | 5.54 | | | | | | |
| | Virtual to Physical | | | | | | | | | | | | | | |
| | Physical Collocation - Virtual to Physical Collocation Relocation, per Voice Grade Circuit | | | CLO | PE1BV | | 33.00 | | | | | | | | |
| | Physical Collocation - Virtual to Physical Collocation Relocation, per DSO Circuit | | | CLO | PE1BO | | 33.00 | | | | | | | | |
| | Physical Collocation - Virtual to Physical Collocation Relocation, per DS1 Circuit | | | CLO | PE1B1 | | 52.00 | | | | | | | | |
| | Physical Collocation - Virtual to Physical Collocation Relocation, per DS3 Circuit | | | CLO | PE1B3 | | 52.00 | | | | | | | | |
| | Physical Collocation - Virtual to Physical Collocation In-Place, Per Voice Grade Circuit | | | CLO | PE1BR | | 22.49 | | | | | | | | |
| | Physical Collocation Virtual to Physical Collocation In-Place, Per DSO Circuit | | | CLO | PE1BP | | 22.49 | | | | | | | | |
| | Physical Collocation - Virtual to Physical Collocation In-Place, Per DS1 Circuit | | | CLO | PE1BS | | 32.71 | | | | | | | | |
| | Physical Collocation - Virtual to Physical Collocation In-Place, per DS3 Circuit | | | CLO | PE1BE | | 32.71 | | | | | | | | |
| | Entrance Cable | | | | | | | | | | | | | | |
| | Physical Collocation - Fiber Cable Installation, Pricing, non-recurring charge, per Entrance Cable | | | CLO | PE1BD | | 1,729.11 | | 45.16 | | | | | | |
| | Physical Collocation - Fiber Cable Support Structure, per Entrance Cable | | | CLO | PE1PM | 19.86 | | | | | | | | | |
| | Physical Collocation - Fiber Entrance Cable Installation, per Fiber | | | CLO | PE1ED | | 7.75 | | | | | | | | |
| VIRTUAL COLLOCATION | | | | | | | | | | | | | | | |
| | Application | | | | | | | | | | | | | | |
| | Virtual Collocation - Application Fee | | | AMTFS | EAF | | 2,419.86 | | 1.01 | | | | | | |
| | Virtual Collocation - Co-Carrier Cross Connects/Direct Connect, Application Fee, per application | | | AMTFS | VE1CA | | 584.20 | | | | | | | | |
| | Virtual Collocation Administrative Only - Application Fee | | | AMTFS | VE1AF | | 742.12 | | | | | | | | |
| | Space Preparation | | | | | | | | | | | | | | |
| | Virtual Collocation - Floor Space, per sq. ft. | | | AMTFS | ESPVX | 7.99 | | | | | | | | | |
| | Power | | | | | | | | | | | | | | |
| | Virtual Collocation - Power, per fused amp | | | AMTFS | ESPAX | 8.06 | | | | | | | | | |
| | Cross Connects (Cross Connects, Co-Carrier Cross Connects, and Ports) | | | | | | | | | | | | | | |
| | Virtual Collocation - 2-wire cross-connect, loop, provisioning | | | UEANL, UEA, UDN, UAL, UHL, UCL, UEQ, UNCVX, UNCDX, UNCNCX | UEAC2 | 0.0309 | 24.68 | 23.68 | 12.14 | 10.95 | | | | | |
| | Virtual Collocation - 4-wire cross-connect, loop, provisioning | | | UEA, UHL, UCL, UDL, UNCVX, UNCDX | UEAC4 | 0.0619 | 24.88 | 23.82 | 12.77 | 11.46 | | | | | |
| | Virtual collocation - Special Access & UNE, cross-connect per DS1 | | | ULR, UXTD1, UNC1X, ULDD1, U1TD1, USLEL, UNLD1, USL, UEPEX, UEPDX | CNC1X | 1.48 | 44.23 | 31.98 | 12.81 | 11.57 | | | | | |
| | Virtual collocation - Special Access & UNE, cross-connect per DS3 | | | USL, UE3, U1TD3, UXTS1, UXTD3, UNC3X, UNCSX, ULDD3, U1TS1, ULDS1, UDLSX, UNLD3 | CND3X | 18.89 | 41.93 | 30.51 | 14.75 | 11.83 | | | | | |

| COLLOCATION - Kentucky | | | | | | | | | | | Attachment: 4 Exh B | | | | |
|--|--|---------|------|---|-------|-----------|--------------|--------|-------------------------|----------------------------------|--------------------------------------|--|--|---|---|
| CATEGORY | RATE ELEMENTS | Interim | Zone | BCS | USOC | RATES(\$) | | | | Svc Order Submitted Elec per LSR | Svc Order Submitted Manually per LSR | Incremental Charge - Manual Svc Order vs. Electronic-1st | Incremental Charge - Manual Svc Order vs. Electronic-Add'l | Incremental Charge - Manual Svc Order vs. Electronic-Disc 1st | Incremental Charge - Manual Svc Order vs. Electronic-Disc Add'l |
| | | | | | | Rec | Nonrecurring | | Nonrecurring Disconnect | | OSS Rates(\$) | | | | |
| | | | | | | | First | Add'l | First | Add'l | SOMEc | SOMAN | SOMAN | SOMAN | SOMAN |
| | Virtual Collocation - 2-Fiber Cross Connects | | | UDL12, UDLO3, U1T48, U1T12, U1TO3, ULDO3, ULD12, ULD48, UDF | CNC2F | 3.80 | 41.94 | 30.51 | 14.76 | 11.84 | | | | | |
| | Virtual Collocation - 4-Fiber Cross Connects | | | UDL12, UDLO3, U1T48, U1T12, U1TO3, ULDO3, ULD12, ULD48, UDF | CNC4F | 7.59 | 51.29 | 39.87 | 19.41 | 16.49 | | | | | |
| | Virtual Collocation - Co-Carrier Cross Connects/Direct Connect - Fiber Cable Support Structure, per linear foot, per cable | | | AMTFS | VE1CB | 0.0012 | | | | | | | | | |
| | Virtual Collocation - Co-Carrier Cross Connects/Direct Connect - Copper/Coax Cable Support Structure, per linear foot, per cable | | | AMTFS | VE1CD | 0.0018 | | | | | | | | | |
| | Virtual Collocation 2-Wire Cross Connect, Port | | | UEPSX, UEPSB, UEPSE, UEPSP, UEPSP, UEP2C | VE1R2 | 0.0309 | 24.68 | 23.68 | 12.14 | 10.95 | | | | | |
| | Virtual Collocation 4-Wire Cross Connect, Port | | | UEPDD, UEPEX | VE1R4 | 0.0619 | 24.88 | 23.82 | 12.77 | 11.46 | | | | | |
| CFA | Virtual Collocation - CFA Information Resend Request, per Premises, per Arrangement, per request | | | AMTFS | VE1QR | | 77.55 | | | | | | | | |
| Cable Records - Note: The rates in the First & Additional columns will actually be billed as "Initial I" & "Subsequent S" respectively | | | | | | | | | | | | | | | |
| | Virtual Collocation Cable Records - per request | | | AMTFS | VE1BA | | 1,524.45 | 980.01 | 267.02 | | | | | | |
| | Virtual Collocation Cable Records - VG/DS0 Cable, per cable record | | | AMTFS | VE1BB | | 656.37 | | 379.70 | | | | | | |
| | Virtual Collocation Cable Records - VG/DS0 Cable, per each 100 pair | | | AMTFS | VE1BC | | 9.65 | | 11.84 | | | | | | |
| | Virtual Collocation Cable Records -DS1, per T1TIE | | | AMTFS | VE1BD | | 4.52 | | 5.54 | | | | | | |
| | Virtual Collocation Cable Records - DS3, per T3TIE | | | AMTFS | VE1BE | | 15.81 | | 19.39 | | | | | | |
| | Virtual Collocation Cable Records - Fiber Cable, per 99 fiber records | | | AMTFS | VE1BF | | 169.63 | | 154.85 | | | | | | |
| | Virtual Collocation Cable Records - CAT 5/RJ45 | | | AMTFS | VE1B5 | | 4.52 | | 5.54 | | | | | | |
| Security | Virtual collocation - Security escort, basic time, normally scheduled work hours | | | AMTFS | SPTBX | | 33.98 | 21.53 | | | | | | | |
| | Virtual collocation - Security escort, overtime, outside of normally scheduled work hours on a normal working day | | | AMTFS | SPTOX | | 44.26 | 27.81 | | | | | | | |
| | Virtual collocation - Security escort, premium time, outside of a scheduled work day | | | AMTFS | SPTPX | | 54.54 | 34.09 | | | | | | | |
| Maintenance | Virtual collocation - Maintenance in CO - Basic, per half hour | | | AMTFS | CTRLX | | 56.07 | 21.53 | | | | | | | |
| | Virtual collocation - Maintenance in CO - Overtime, per half hour | | | AMTFS | SPTOM | | 73.23 | 27.81 | | | | | | | |
| | Virtual collocation - Maintenance in CO - Premium per half hour | | | AMTFS | SPTPM | | 90.39 | 34.09 | | | | | | | |
| Entrance Cable | Virtual Collocation - Cable Installation Charge, per cable | | | AMTFS | ESPCX | | 1,729.11 | | 45.16 | | | | | | |
| | Virtual Collocation - Cable Support Structure, per cable | | | AMTFS | ESPSX | 17.38 | | | | | | | | | |
| COLLOCATION IN THE REMOTE SITE | | | | | | | | | | | | | | | |
| Physical Remote Site Collocation | Physical Collocation in the Remote Site - Application Fee | | | CLORS | PE1RA | | 617.78 | | 338.89 | | | | | | |
| | Cabinet Space in the Remote Site per Bay/ Rack | | | CLORS | PE1RB | 219.67 | | | | | | | | | |
| | Physical Collocation in the Remote Site - Security Access - Key | | | CLORS | PE1RD | | 26.29 | | | | | | | | |
| | Physical Collocation in the Remote Site - Space Availability Report per Premises Requested | | | CLORS | PE1SR | | 232.64 | | | | | | | | |

COLLOCATION - Kentucky

| CATEGORY | RATE ELEMENTS | Interim | Zone | BCS | USOC | RATES(\$) | | | | Svc Order Submitted Elec per LSR | Svc Order Submitted Manually per LSR | Incremental Charge - Manual Svc Order vs. Electronic-1st | Incremental Charge - Manual Svc Order vs. Electronic-Add'l | Incremental Charge - Manual Svc Order vs. Electronic-Disc 1st | Incremental Charge - Manual Svc Order vs. Electronic-Disc Add'l | |
|---|--|---------|------|----------------------------------|-------|-----------|--------------|--------|-------------------------|----------------------------------|--------------------------------------|--|--|---|---|-------|
| | | | | | | Rec | Nonrecurring | | Nonrecurring Disconnect | | OSS Rates(\$) | | | | | |
| | | | | | | | First | Add'l | First | Add'l | SOMEc | SOMAN | SOMAN | SOMAN | SOMAN | SOMAN |
| | Physical Collocation in the Remote Site - Remote Site CLLI Code Request, per CLLI Code Requested | | | CLORS | PE1RE | | 75.40 | | | | | | | | | |
| | Remote Site DLEC Data (BRSDD), per Compact Disk, per CO | | | CLORS | PE1RR | | 233.42 | | | | | | | | | |
| | Physical Collocation - Security Escort for Basic Time - normally scheduled work, per half hour | | | CLORS | PE1BT | | 33.98 | 21.53 | | | | | | | | |
| | Physical Collocation - Security Escort for Overtime - outside of normally scheduled working hours on a scheduled work day, per half hour | | | CLORS | PE1OT | | 44.26 | 27.81 | | | | | | | | |
| | Physical Collocation - Security Escort for Premium Time - outside of scheduled work day, per half hour | | | CLORS | PE1PT | | 54.54 | 34.09 | | | | | | | | |
| | Adjacent Remote Site Collocation | | | | | | | | | | | | | | | |
| | Remote Site-Adjacent Collocation-Application Fee | | | CLORS | PE1RU | | 755.62 | 755.62 | | | | | | | | |
| | Remote Site-Adjacent Collocation - Real Estate, per square foot | | | CLORS | PE1RT | 0.134 | | | | | | | | | | |
| | Remote Site-Adjacent Collocation - AC Power, per breaker amp | | | CLORS | PE1RS | 6.27 | | | | | | | | | | |
| NOTE: If Security Escort and/or Add'l Engineering Fees become necessary for adjacent remote site collocation, the Parties will negotiate appropriate rates. | | | | | | | | | | | | | | | | |
| | Virtual Remote Site Collocation | | | | | | | | | | | | | | | |
| | Virtual Collocation in the Remote Site - Application Fee | | | VE1RS | VE1RB | | 617.78 | | 338.89 | | | | | | | |
| | Virtual Collocation in the Remote Site - Per Bay/Rack of Space | | | VE1RS | VE1RC | 219.67 | | | | | | | | | | |
| | Virtual Collocation in the Remote Site - Space Availability Report per Premises requested | | | VE1RS | VE1RR | | 232.64 | | | | | | | | | |
| | Virtual Collocation in the Remote Site - Remote Site CLLI Code Request, per CLLI Code Requested | | | VE1RS | VE1RL | | 75.40 | | | | | | | | | |
| ADJACENT COLLOCATION | | | | | | | | | | | | | | | | |
| | Adjacent Collocation - Space Charge per Sq. Ft. | | | CLOAC | PE1JA | 0.0173 | | | | | | | | | | |
| | Adjacent Collocation - Electrical Facility Charge per Linear Ft. | | | CLOAC | PE1JC | 5.35 | | | | | | | | | | |
| | | | | | | | | | | | | | | | | |
| | Adjacent Collocation - 2-Wire Cross-Connects | | | UEANL,UEQ,UEA,UCL, UAL, UHL, UDN | PE1JE | 0.0258 | 24.68 | 23.68 | 12.14 | 10.95 | | | | | | |
| | Adjacent Collocation - 4-Wire Cross-Connects | | | UEA,UHL,UDL,UCL | PE1JF | 0.0515 | 24.88 | 23.82 | 12.77 | 11.46 | | | | | | |
| | Adjacent Collocation - DS1 Cross-Connects | | | USL | PE1JG | 1.37 | 44.23 | 31.98 | 12.81 | 11.57 | | | | | | |
| | Adjacent Collocation - DS3 Cross-Connects | | | UE3 | PE1JH | 18.61 | 41.93 | 30.51 | 14.75 | 11.83 | | | | | | |
| | Adjacent Collocation - 2-Fiber Cross-Connect | | | CLOAC | PE1JJ | 3.15 | 41.93 | 30.51 | 14.76 | 11.84 | | | | | | |
| | Adjacent Collocation - 4-Fiber Cross-Connect | | | CLOAC | PE1JK | 6.02 | 51.29 | 39.87 | 19.41 | 16.49 | | | | | | |
| | Adjacent Collocation - Application Fee | | | CLOAC | PE1JB | | 3,165.50 | | | | | | | | | |
| | Adjacent Collocation - 120V, Single Phase Standby Power Rate per AC Breaker Amp | | | CLOAC | PE1JL | 5.44 | | | | | | | | | | |
| | Adjacent Collocation - 240V, Single Phase Standby Power Rate per AC Breaker Amp | | | CLOAC | PE1JM | 10.88 | | | | | | | | | | |
| | Adjacent Collocation - 120V, Three Phase Standby Power Rate per AC Breaker Amp | | | CLOAC | PE1JN | 16.32 | | | | | | | | | | |
| | Adjacent Collocation - 277V, Three Phase Standby Power Rate per AC Breaker Amp | | | CLOAC | PE1JO | 37.68 | | | | | | | | | | |
| Note: Rates displaying an "I" in Interim column are interim as a result of a Commission order. | | | | | | | | | | | | | | | | |

| COLLOCATION - Louisiana | | | | | | | | | | | Attachment: 4 Exh B | | | | | | |
|-------------------------|---|---|---------|------|---|-------|-----------|--------------|-------|-------------------------|----------------------------------|--------------------------------------|--|--|---|---|-------|
| CATEGORY | RATE ELEMENTS | | Interim | Zone | BCS | USOC | RATES(\$) | | | | Svc Order Submitted Elec per LSR | Svc Order Submitted Manually per LSR | Incremental Charge - Manual Svc Order vs. Electronic-1st | Incremental Charge - Manual Svc Order vs. Electronic-Add'l | Incremental Charge - Manual Svc Order vs. Electronic-Disc 1st | Incremental Charge - Manual Svc Order vs. Electronic-Disc Add'l | |
| | | | | | | | Rec | Nonrecurring | | Nonrecurring Disconnect | | | OSS Rates(\$) | | | | |
| | | | | | | | | First | Add'l | First | Add'l | SOMEc | SOMAN | SOMAN | SOMAN | SOMAN | SOMAN |
| PHYSICAL COLLOCATION | | | | | | | | | | | | | | | | | |
| | Application | | | | | | | | | | | | | | | | |
| | | Physical Collocation - Initial Application Fee | | | CLO | PE1BA | | 1,837.24 | | | | | | | | | |
| | | Physical Collocation - Subsequent Application Fee | | | CLO | PE1CA | | 1,533.41 | | | | | | | | | |
| | | Physical Collocation - Co-Carrier Cross Connects/Direct Connect, Application Fee, per application | | | CLO | PE1DT | | 583.30 | | | | | | | | | |
| | | Physical Collocation Administrative Only - Application Fee | | | CLO | PE1BL | | 741.97 | | | | | | | | | |
| | | Physical Collocation - Application Cost, Simple Augment | | | CLO | PE1KS | | 596.35 | | 1.22 | | | | | | | |
| | | Physical Collocation - Application Cost, Minor Augment | | | CLO | PE1KM | | 836.18 | | 1.22 | | | | | | | |
| | | Physical Collocation - Application Cost, Intermediate Augment | | | CLO | PE1K1 | | 1,061.00 | | 1.22 | | | | | | | |
| | | Physical Collocation - Application Cost - Major Augment | | | CLO | PE1KJ | | 2,418.00 | | 1.22 | | | | | | | |
| | Space Preparation | | | | | | | | | | | | | | | | |
| | | Physical Collocation - Floor Space, per sq feet | | | CLO | PE1PJ | | 5.30 | | | | | | | | | |
| | | Physical Collocation - Space Enclosure, welded wire, first 50 square feet | | | CLO | PE1BX | | 166.40 | | | | | | | | | |
| | | Physical Collocation - Space enclosure, welded wire, first 100 square feet | | | CLO | PE1BW | | 184.50 | | | | | | | | | |
| | | Physical Collocation - Space enclosure, welded wire, each additional 50 square feet | | | CLO | PE1CW | | 18.10 | | | | | | | | | |
| | | Physical Collocation - Space Preparation - C.O. Modification per square ft. | | | CLO | PE1SK | | 2.31 | | | | | | | | | |
| | | Physical Collocation - Space Preparation, Common Systems Modifications-Cageless, per square foot | | | CLO | PE1SL | | 2.70 | | | | | | | | | |
| | | Physical Collocation - Space Preparation - Common Systems Modifications-Caged, per cage | | | CLO | PE1SM | | 91.60 | | | | | | | | | |
| | | Physical Collocation - Space Preparation - Firm Order Processing | | | CLO | PE1SJ | | 583.33 | | | | | | | | | |
| | | Physical Collocation - Space Availability Report, per Central Office Requested | | | CLO | PE1SR | | 1,044.07 | | | | | | | | | |
| | Power | | | | | | | | | | | | | | | | |
| | | Physical Collocation - Power, -48V DC Power - per Fused Amp Requested | | | CLO | PE1PL | | 8.32 | | | | | | | | | |
| | | Physical Collocation - Power, 120V AC Power, Single Phase, per Breaker Amp | | | CLO | PE1FB | | 5.45 | | | | | | | | | |
| | | Physical Collocation - Power, 240V AC Power, Single Phase, per Breaker Amp | | | CLO | PE1FD | | 10.92 | | | | | | | | | |
| | | Physical Collocation - Power, 120V AC Power, Three Phase, per Breaker Amp | | | CLO | PE1FE | | 16.37 | | | | | | | | | |
| | | Physical Collocation - Power, 277V AC Power, Three Phase, per Breaker Amp | | | CLO | PE1FG | | 37.80 | | | | | | | | | |
| | Cross Connects (Cross Connects, Co-Carrier Cross Connects, and Ports) | | | | | | | | | | | | | | | | |
| | | | | | UEANL,UEQ, UNCNX, UEA, UCL, UAL, UHL, UDN, UNCVX | PE1P2 | | 0.0318 | 11.94 | 11.46 | | | | | | | |
| | | Physical Collocation - 2-wire cross-connect, loop, provisioning | | | UEA, UHL, UNCVX, UNCDX, UCL, UDL | PE1P4 | | 0.0636 | 12.04 | 11.53 | | | | | | | |
| | | | | | WDS1L, WDS1S, UXTD1, ULDD1, USLEL, UNLD1, U1TD1, UNC1X, UEPSR, UEPSB, UEPSE, UEPSP, USL, UEPEX, UEPDX | PE1P1 | | 1.04 | 21.39 | 15.47 | | | | | | | |
| | | Physical Collocation -DS1 Cross-Connect for Physical Collocation, provisioning | | | | | | | | | | | | | | | |

COLLOCATION - Louisiana

| CATEGORY | RATE ELEMENTS | | Interi m | Zone | BCS | USOC | RATES(\$) | | | | Svc Order Submitted Elec per LSR | Svc Order Submitted Manually per LSR | Incremental Charge - Manual Svc Order vs. Electronic- 1st | Incremental Charge - Manual Svc Order vs. Electronic- Add'l | Incremental Charge - Manual Svc Order vs. Electronic- Disc 1st | Incremental Charge - Manual Svc Order vs. Electronic- Disc Add'l |
|----------|---------------|--|-------------|------|---|-------|-----------|--------------|-------|-------------------------|---|---|--|--|---|---|
| | | | | | | | Rec | Nonrecurring | | Nonrecurring Disconnect | | OSS Rates(\$) | | | | |
| | | | | | | | | First | Add'l | First | Add'l | SOMEc | SOMAN | SOMAN | SOMAN | SOMAN |
| | | Physical Collocation - DS3 Cross-Connect, provisioning | | | UE3, U1TD3, UXTD3, UXTS1, UNC3X, UNCSX, ULDD3, U1TS1, ULDS1, UNLD3, UEPEX, UEPDX, UEPSR, UEPSB, UEPSE, UEPSP | PE1P3 | 13.21 | 20.28 | 14.76 | | | | | | | |
| | | Physical Collocation - 2-Fiber Cross-Connect | | | CLO, ULDO3, ULD12, ULD48, U1TO3, U1T12, U1T48, UDLO3, UDL12, UDF | PE1F2 | 2.62 | 20.28 | 14.76 | | | | | | | |
| | | Physical Collocation - 4-Fiber Cross-Connect | | | ULDO3, ULD12, ULD48, U1TO3, U1T12, U1T48, UDLO3, UDL12, UDF, UDFCX | PE1F4 | 4.65 | 24.81 | 19.29 | | | | | | | |
| | | Physical Collocation - Co-Carrier Cross Connects/Direct Connect - Fiber Cable Support Structure, per linear foot, per cable. | | | CLO | PE1ES | 0.001 | | | | | | | | | |
| | | Physical Collocation - Co-Carrier Cross Connect/Direct Connect - Copper/Coax Cable Support Structure, per linear foot, per cable. | | | CLO | PE1DS | 0.0015 | | | | | | | | | |
| | | Physical Collocation 2-Wire Cross Connect, Port | | | UEPSR, UEPSP, UEPSE, UEPSB, UEPSX, UEP2C | PE1R2 | 0.0318 | 11.94 | 11.46 | | | | | | | |
| | | Physical Collocation 4-Wire Cross Connect, Port | | | UEPEX, UEPDD | PE1R4 | 0.0636 | 12.04 | 11.53 | | | | | | | |
| | Security | | | | | | | | | | | | | | | |
| | | Physical Collocation - Security Escort for Basic Time - normally scheduled work, per half hour | | | CLO | PE1BT | | 16.44 | 10.42 | | | | | | | |
| | | Physical Collocation - Security Escort for Overtime - outside of normally scheduled working hours on a scheduled work day, per half hour | | | CLO | PE1OT | | 21.41 | 13.45 | | | | | | | |
| | | Physical Collocation - Security Escort for Premium Time - outside of scheduled work day, per half hour | | | CLO | PE1PT | | 26.38 | 16.49 | | | | | | | |
| | | Physical Collocation - Security Access System - Security System per Central Office, per Sq. Ft. | | | CLO | PE1AY | 0.0224 | | | | | | | | | |
| | | Physical Collocation -Security Access System - New Card Activation, per Card Activation (First), per State | | | CLO | PE1A1 | 0.0579 | 27.50 | | | | | | | | |
| | | Physical Collocation-Security Access System-Administrative Change, existing Access Card, per Request, per State, per Card | | | CLO | PE1AA | | 7.74 | | | | | | | | |
| | | Physical Collocation - Security Access System - Replace Lost or Stolen Card, per Card | | | CLO | PE1AR | | 22.64 | | | | | | | | |
| | | Physical Collocation - Security Access - Initial Key, per Key | | | CLO | PE1AK | | 13.01 | | | | | | | | |
| | | Physical Collocation - Security Access - Key, Replace Lost or Stolen Key, per Key | | | CLO | PE1AL | | 13.01 | | | | | | | | |
| | CFA | | | | | | | | | | | | | | | |
| | | Physical Collocation - CFA Information Resend Request, per premises, per arrangement, per request | | | CLO | PE1C9 | | 77.43 | | | | | | | | |
| | Cable Records | | | | | | | | | | | | | | | |
| | | Recurring Collocation Cable Records - per request | | | CLO | PE1CU | 10.97 | | | | | | | | | |
| | | Recurring Collocation Cable Records - VG/DS0 Cable, per cable record | | | CLO | PE1CE | 5.29 | | | | | | | | | |
| | | Recurring Collocation Cable Records - VG/DS0 Cable, per each 100 pair | | | CLO | PE1CT | 0.08 | | | | | | | | | |
| | | Recurring Collocation Cable Records - DS1, per T1TIE | | | CLO | PE1C2 | 0.04 | | | | | | | | | |
| | | Recurring Collocation Cable Records - DS3, per T3TIE | | | CLO | PE1C4 | 0.13 | | | | | | | | | |

COLLOCATION - Louisiana

| CATEGORY | | RATE ELEMENTS | Interi m | Zone | BCS | USOC | RATES(\$) | | | | Svc Order Submitted Elec per LSR | Svc Order Submitted Manually per LSR | Incremental Charge - Manual Svc Order vs. Electronic- 1st | Incremental Charge - Manual Svc Order vs. Electronic- Add'l | Incremental Charge - Manual Svc Order vs. Electronic- Disc 1st | Incremental Charge - Manual Svc Order vs. Electronic- Disc Add'l | |
|---------------------|---|--|-------------|------|--|-------|-----------|--------------|-------|-------------------------|---|---|--|--|---|---|-------|
| | | | | | | | Rec | Nonrecurring | | Nonrecurring Disconnect | | OSS Rates(\$) | | | | | |
| | | | | | | | | First | Add'l | First | Add'l | SOME C | SOMAN | SOMAN | SOMAN | SOMAN | SOMAN |
| | | Recurring Collocation Cable Records - Fiber Cable, per 99 fiber records | | | CLO | PE1CG | 1.37 | | | | | | | | | | |
| | | Physical Collocation, Cable Records,CAT5/RJ45 | | | CLO | PE1C6 | 0.04 | | | | | | | | | | |
| | Virtual to Physical | | | | | | | | | | | | | | | | |
| | | Physical Collocation - Virtual to Physical Collocation Relocation, per Voice Grade Circuit | | | CLO | PE1BV | | 33.00 | | | | | | | | | |
| | | Physical Collocation - Virtual to Physical Collocation Relocation, per DSO Circuit | | | CLO | PE1BO | | 33.00 | | | | | | | | | |
| | | Physical Collocation - Virtual to Physical Collocation Relocation, per DS1 Circuit | | | CLO | PE1B1 | | 52.00 | | | | | | | | | |
| | | Physical Collocation - Virtual to Physical Collocation Relocation, per DS3 Circuit | | | CLO | PE1B3 | | 52.00 | | | | | | | | | |
| | | Physical Collocation - Virtual to Physical Collocation In-Place, Per Voice Grade Circuit | | | CLO | PE1BR | | 22.52 | | | | | | | | | |
| | | Physical Collocation Virtual to Physical Collocation In-Place, Per DSO Circuit | | | CLO | PE1BP | | 22.52 | | | | | | | | | |
| | | Physical Collocation - Virtual to Physical Collocation In-Place, Per DS1 Circuit | | | CLO | PE1BS | | 32.74 | | | | | | | | | |
| | | Physical Collocation - Virtual to Physical Collocation In-Place, per DS3 Circuit | | | CLO | PE1BE | | 32.74 | | | | | | | | | |
| | Entrance Cable | | | | | | | | | | | | | | | | |
| | | Physical Collocation - Fiber Cable Installation, Pricing, non-recurring charge, per Entrance Cable | | | CLO | PE1BD | | 841.54 | | | | | | | | | |
| | | Physical Collocation - Fiber Cable Support Structure, per Entrance Cable | | | CLO | PE1PM | 18.31 | | | | | | | | | | |
| | | Physical Collocation - Fiber Entrance Cable Installation, per Fiber | | | CLO | PE1ED | | 3.88 | | | | | | | | | |
| VIRTUAL COLLOCATION | | | | | | | | | | | | | | | | | |
| | Application | | | | | | | | | | | | | | | | |
| | | Virtual Collocation - Application Fee | | | AMTFS | EAF | | 1,770.40 | | | | | | | | | |
| | | Virtual Collocation - Co-Carrier Cross Connects/Direct Connect, Application Fee, per application | | | AMTFS | VE1CA | | 583.30 | | | | | | | | | |
| | | Virtual Collocation Administrative Only - Application Fee | | | AMTFS | VE1AF | | 741.97 | | | | | | | | | |
| | Space Preparation | | | | | | | | | | | | | | | | |
| | | Virtual Collocation - Floor Space, per sq. ft. | | | AMTFS | ESPVX | 3.20 | | | | | | | | | | |
| | Power | | | | | | | | | | | | | | | | |
| | | Virtual Collocation - Power, per fused amp | | | AMTFS | ESPAX | 8.32 | | | | | | | | | | |
| | Cross Connects (Cross Connects, Co-Carrier Cross Connects, and Ports) | | | | | | | | | | | | | | | | |
| | | Virtual Collocation - 2-wire cross-connect, loop, provisioning | | | UEANL, UEA, UDN, UAL, UHL, UCL, UEQ, UNCVX, UNCDX, UNCNCX | UEAC2 | 0.0296 | 11.94 | 11.46 | | | | | | | | |
| | | Virtual Collocation - 4-wire cross-connect, loop, provisioning | | | UEA, UHL, UCL, UDL, UNCVX, UNCDX | UEAC4 | 0.0591 | 12.04 | 11.53 | | | | | | | | |
| | | Virtual collocation - Special Access & UNE, cross-connect per DS1 | | | ULR, UXTD1, UNC1X, ULDD1, U1TD1, USLEL, UNLD1, USL, UEPEX, UEPDX | CNC1X | 1.04 | 21.39 | 15.47 | | | | | | | | |
| | | Virtual collocation - Special Access & UNE, cross-connect per DS3 | | | USL, UE3, U1TD3, UXTS1, UXTD3, UNC3X, UNCSX, ULDD3, U1TS1, ULDS1, UDLSX, UNLD3 | CND3X | 13.21 | 20.28 | 14.76 | | | | | | | | |

COLLOCATION - Louisiana

| CATEGORY | RATE ELEMENTS | | Interi m | Zone | BCS | USOC | RATES(\$) | | | | Svc Order Submitted Elec per LSR | Svc Order Submitted Manually per LSR | Incremental Charge - Manual Svc Order vs. Electronic- 1st | Incremental Charge - Manual Svc Order vs. Electronic- Add'l | Incremental Charge - Manual Svc Order vs. Electronic- Disc 1st | Incremental Charge - Manual Svc Order vs. Electronic- Disc Add'l |
|--------------------------------|----------------------------------|---|-------------|------|--|-------|-----------|--------------|-------|-------------------------|---|---|--|--|---|---|
| | | | | | | | Rec | Nonrecurring | | Nonrecurring Disconnect | | OSS Rates(\$) | | | | |
| | | | | | | | | First | Add'l | First | Add'l | SOMEc | SOMAN | SOMAN | SOMAN | SOMAN |
| | | Virtual Collocation - 2-Fiber Cross Connects | | | UDL12, UDLO3, U1T48, U1T12, U1TO3, ULDO3, ULD12, ULD48, UDF | CNC2F | 2.65 | 20.29 | 14.76 | | | | | | | |
| | | Virtual Collocation - 4-Fiber Cross Connects | | | UDL12, UDLO3, U1T48, U1T12, U1TO3, ULDO3, ULD12, ULD48, UDF | CNC4F | 5.31 | 24.81 | 19.29 | | | | | | | |
| | | Virtual Collocation - Co-Carrier Cross Connects/Direct Connect - Fiber Cable Support Structure, per linear foot, per cable | | | AMTFS | VE1CB | 0.001 | | | | | | | | | |
| | | Virtual Collocation - Co-Carrier Cross Connects/Direct Connect - Copper/Coax Cable Support Structure, per linear foot, per cable | | | AMTFS | VE1CD | 0.0015 | | | | | | | | | |
| | | Virtual Collocation 2-Wire Cross Connect, Port | | | UEPSX, UEPSB, UEPSE, UEPSP, UEPSR, UEP2C | VE1R2 | 0.0296 | 11.94 | 11.46 | | | | | | | |
| | | Virtual Collocation 4-Wire Cross Connect, Port | | | UEPDD, UEPEX | VE1R4 | 0.0591 | 12.04 | 11.53 | | | | | | | |
| | CFA | | | | | | | | | | | | | | | |
| | | Virtual Collocation - CFA Information Resend Request, per Premises, per Arrangement, per request | | | AMTFS | VE1QR | | 77.43 | | | | | | | | |
| | Cable Records | | | | | | | | | | | | | | | |
| | | Virtual Collocation Cable Records - per request(LA only) | | | AMTFS | VE1BG | 10.97 | | | | | | | | | |
| | | Virtual Collocation Cable Records - VG/DS0 Cable, per cable record(LA only) | | | AMTFS | VE1BH | 5.29 | | | | | | | | | |
| | | Virtual Collocation Cable Records - VG/DS0 Cable, per each 100 pair(LA only) | | | AMTFS | VE1BJ | 0.08 | | | | | | | | | |
| | | Virtual Collocation Cable Records - DS1, per T1TIE(LA only) | | | AMTFS | VE1BK | 0.04 | | | | | | | | | |
| | | Virtual Collocation Cable Records - DS3, per T3TIE(LA only) | | | AMTFS | VE1BL | 0.13 | | | | | | | | | |
| | | Virtual Collocation Cable Records - Fiber Cable, per 99 fiber records(LA only) | | | AMTFS | VE1BM | 1.37 | | | | | | | | | |
| | | Virtual Collocation Cable Records - CAT 5/RJ45 (LA only) | | | AMTFS | VE1B6 | 0.04 | | | | | | | | | |
| | Security | | | | | | | | | | | | | | | |
| | | Virtual collocation - Security escort, basic time, normally scheduled work hours | | | AMTFS | SPTBX | | 16.44 | 10.42 | | | | | | | |
| | | Virtual collocation - Security escort, overtime, outside of normally scheduled work hours on a normal working day | | | AMTFS | SPTOX | | 21.41 | 13.45 | | | | | | | |
| | | Virtual collocation - Security escort, premium time, outside of a scheduled work day | | | AMTFS | SPTPX | | 26.38 | 16.49 | | | | | | | |
| | Maintenance | | | | | | | | | | | | | | | |
| | | Virtual collocation - Maintenance in CO - Basic, per half hour | | | AMTFS | CTRLX | | 27.12 | 10.42 | | | | | | | |
| | | Virtual collocation - Maintenance in CO - Overtime, per half hour | | | AMTFS | SPTOM | | 35.42 | 13.45 | | | | | | | |
| | | Virtual collocation - Maintenance in CO - Premium per half hour | | | AMTFS | SPTPM | | 43.72 | 16.49 | | | | | | | |
| | Entrance Cable | | | | | | | | | | | | | | | |
| | | Virtual Collocation - Cable Installation Charge, per cable | | | AMTFS | ESPCX | | 841.54 | | | | | | | | |
| | | Virtual Collocation - Cable Support Structure, per cable | | | AMTFS | ESPSX | 16.02 | | | | | | | | | |
| COLLOCATION IN THE REMOTE SITE | | | | | | | | | | | | | | | | |
| | Physical Remote Site Collocation | | | | | | | | | | | | | | | |
| | | Physical Collocation in the Remote Site - Application Fee | | | CLORS | PE1RA | | 298.80 | | | | | | | | |
| | | Cabinet Space in the Remote Site per Bay/ Rack | | | CLORS | PE1RB | 225.39 | | | | | | | | | |
| | | Physical Collocation in the Remote Site - Security Access - Key | | | CLORS | PE1RD | | 13.01 | | | | | | | | |
| | | Physical Collocation in the Remote Site - Space Availability Report per Premises Requested | | | CLORS | PE1SR | | 112.52 | | | | | | | | |

COLLOCATION - Louisiana

| CATEGORY | RATE ELEMENTS | Interim | Zone | BCS | USOC | RATES(\$) | | | | Svc Order Submitted Elec per LSR | Svc Order Submitted Manually per LSR | Incremental Charge - Manual Svc Order vs. Electronic-1st | Incremental Charge - Manual Svc Order vs. Electronic-Add'l | Incremental Charge - Manual Svc Order vs. Electronic-Disc 1st | Incremental Charge - Manual Svc Order vs. Electronic-Disc Add'l | |
|---|--|---------|------|----------------------------------|-------|-----------|--------------|--------|-------------------------|----------------------------------|--------------------------------------|--|--|---|---|-------|
| | | | | | | Rec | Nonrecurring | | Nonrecurring Disconnect | | OSS Rates(\$) | | | | | |
| | | | | | | | First | Add'l | First | Add'l | SOME C | SOMAN | SOMAN | SOMAN | SOMAN | SOMAN |
| | Physical Collocation in the Remote Site - Remote Site CLLI Code Request, per CLLI Code Requested | | | CLORS | PE1RE | | 36.47 | | | | | | | | | |
| | Remote Site DLEC Data (BRSDD), per Compact Disk, per CO | | | CLORS | PE1RR | | 233.21 | | | | | | | | | |
| | Physical Collocation - Security Escort for Basic Time - normally scheduled work, per half hour | | | CLORS | PE1BT | | 16.44 | 10.42 | | | | | | | | |
| | Physical Collocation - Security Escort for Overtime - outside of normally scheduled working hours on a scheduled work day, per half hour | | | CLORS | PE1OT | | 21.41 | 13.45 | | | | | | | | |
| | Physical Collocation - Security Escort for Premium Time - outside of scheduled work day, per half hour | | | CLORS | PE1PT | | 26.38 | 16.49 | | | | | | | | |
| | Adjacent Remote Site Collocation | | | | | | | | | | | | | | | |
| | Remote Site-Adjacent Collocation-Application Fee | | | CLORS | PE1RU | | 755.62 | 755.62 | | | | | | | | |
| | Remote Site-Adjacent Collocation - Real Estate, per square foot | | | CLORS | PE1RT | 0.134 | | | | | | | | | | |
| | Remote Site-Adjacent Collocation - AC Power, per breaker amp | | | CLORS | PE1RS | 6.27 | | | | | | | | | | |
| NOTE: If Security Escort and/or Add'l Engineering Fees become necessary for adjacent remote site collocation, the Parties will negotiate appropriate rates. | | | | | | | | | | | | | | | | |
| | Virtual Remote Site Collocation | | | | | | | | | | | | | | | |
| | Virtual Collocation in the Remote Site - Application Fee | | | VE1RS | VE1RB | | 614.73 | | 336.08 | | | | | | | |
| | Virtual Collocation in the Remote Site - Per Bay/Rack of Space | | | VE1RS | VE1RC | 257.01 | | | | | | | | | | |
| | Virtual Collocation in the Remote Site - Space Availability Report per Premises requested | | | VE1RS | VE1RR | | 231.49 | | | | | | | | | |
| | Virtual Collocation in the Remote Site - Remote Site CLLI Code Request, per CLLI Code Requested | | | VE1RS | VE1RL | | 75.02 | | | | | | | | | |
| ADJACENT COLLOCATION | | | | | | | | | | | | | | | | |
| | Adjacent Collocation - Space Charge per Sq. Ft. | | | CLOAC | PE1JA | 0.0552 | | | | | | | | | | |
| | Adjacent Collocation - Electrical Facility Charge per Linear Ft. | | | CLOAC | PE1JC | 5.61 | | | | | | | | | | |
| | | | | | | | | | | | | | | | | |
| | Adjacent Collocation - 2-Wire Cross-Connects | | | UEANL,UEQ,UEA,UCL, UAL, UHL, UDN | PE1JE | 0.0245 | 11.94 | 11.46 | | | | | | | | |
| | Adjacent Collocation - 4-Wire Cross-Connects | | | UEA,UHL,UDL,UCL | PE1JF | 0.0491 | 12.04 | 11.53 | | | | | | | | |
| | Adjacent Collocation - DS1 Cross-Connects | | | USL | PE1JG | 0.9605 | 21.39 | 15.47 | | | | | | | | |
| | Adjacent Collocation - DS3 Cross-Connects | | | UE3 | PE1JH | 13.01 | 20.28 | 14.76 | | | | | | | | |
| | Adjacent Collocation - 2-Fiber Cross-Connect | | | CLOAC | PE1JJ | 2.20 | 20.28 | 14.76 | | | | | | | | |
| | Adjacent Collocation - 4-Fiber Cross-Connect | | | CLOAC | PE1JK | 4.21 | 24.81 | 19.29 | | | | | | | | |
| | Adjacent Collocation - Application Fee | | | CLOAC | PE1JB | | 1,543.20 | | | | | | | | | |
| | Adjacent Collocation - 120V, Single Phase Standby Power Rate per AC Breaker Amp | | | CLOAC | PE1JL | 5.45 | | | | | | | | | | |
| | Adjacent Collocation - 240V, Single Phase Standby Power Rate per AC Breaker Amp | | | CLOAC | PE1JM | 10.92 | | | | | | | | | | |
| | Adjacent Collocation - 120V, Three Phase Standby Power Rate per AC Breaker Amp | | | CLOAC | PE1JN | 16.37 | | | | | | | | | | |
| | Adjacent Collocation - 277V, Three Phase Standby Power Rate per AC Breaker Amp | | | CLOAC | PE1JO | 37.80 | | | | | | | | | | |
| Note: Rates displaying an "I" in Interim column are interim as a result of a Commission order. | | | | | | | | | | | | | | | | |

| COLLOCATION - Mississippi | | | | | | | | | | | Attachment: 4 Exh B | | | | | |
|---------------------------|---|---|---------|------|---|-------|-----------|--------------|-------|-------------------------|----------------------------------|--------------------------------------|--|--|---|---|
| CATEGORY | RATE ELEMENTS | | Interim | Zone | BCS | USOC | RATES(\$) | | | | Svc Order Submitted Elec per LSR | Svc Order Submitted Manually per LSR | Incremental Charge - Manual Svc Order vs. Electronic-1st | Incremental Charge - Manual Svc Order vs. Electronic-Add'l | Incremental Charge - Manual Svc Order vs. Electronic-Disc 1st | Incremental Charge - Manual Svc Order vs. Electronic-Disc Add'l |
| | | | | | | | Rec | Nonrecurring | | Nonrecurring Disconnect | | OSS Rates(\$) | | | | |
| | | | | | | | | First | Add'l | First | Add'l | SOMEc | SOMAN | SOMAN | SOMAN | SOMAN |
| PHYSICAL COLLOCATION | | | | | | | | | | | | | | | | |
| | Application | | | | | | | | | | | | | | | |
| | | Physical Collocation - Initial Application Fee | | | CLO | PE1BA | | 1,890.38 | | | | | | | | |
| | | Physical Collocation - Subsequent Application Fee | | | CLO | PE1CA | | 1,575.69 | | | | | | | | |
| | | Physical Collocation - Co-Carrier Cross Connects/Direct Connect, Application Fee, per application | | | CLO | PE1DT | | 583.13 | | | | | | | | |
| | | Physical Collocation Administrative Only - Application Fee | | | CLO | PE1BL | | 740.76 | | | | | | | | |
| | | Physical Collocation - Application Cost, Simple Augment | | | CLO | PE1KS | | 597.34 | | 1.22 | | | | | | |
| | | Physical Collocation - Application Cost, Minor Augment | | | CLO | PE1KM | | 837.57 | | 1.22 | | | | | | |
| | | Physical Collocation - Application Cost, Intermediate Augment | | | CLO | PE1K1 | | 1,063.00 | | 1.22 | | | | | | |
| | | Physical Collocation - Application Cost - Major Augment | | | CLO | PE1KJ | | 2,422.00 | | 1.22 | | | | | | |
| | Space Preparation | | | | | | | | | | | | | | | |
| | | Physical Collocation - Floor Space, per sq feet | | | CLO | PE1PJ | | 5.74 | | | | | | | | |
| | | Physical Collocation - Space Enclosure, welded wire, first 50 square feet | | | CLO | PE1BX | | 165.23 | | | | | | | | |
| | | Physical Collocation - Space enclosure, welded wire, first 100 square feet | | | CLO | PE1BW | | 183.20 | | | | | | | | |
| | | Physical Collocation - Space enclosure, welded wire, each additional 50 square feet | | | CLO | PE1CW | | 17.97 | | | | | | | | |
| | | Physical Collocation - Space Preparation - C.O. Modification per square ft. | | | CLO | PE1SK | | 2.30 | | | | | | | | |
| | | Physical Collocation - Space Preparation, Common Systems Modifications-Cageless, per square foot | | | CLO | PE1SL | | 2.52 | | | | | | | | |
| | | Physical Collocation - Space Preparation - Common Systems Modifications-Caged, per cage | | | CLO | PE1SM | | 85.67 | | | | | | | | |
| | | Physical Collocation - Space Preparation - Firm Order Processing | | | CLO | PE1SJ | | 604.19 | | | | | | | | |
| | | Physical Collocation - Space Availability Report, per Central Office Requested | | | CLO | PE1SR | | 1,081.40 | | | | | | | | |
| | Power | | | | | | | | | | | | | | | |
| | | Physical Collocation - Power, -48V DC Power - per Fused Amp Requested | | | CLO | PE1PL | | 7.33 | | | | | | | | |
| | | Physical Collocation - Power, 120V AC Power, Single Phase, per Breaker Amp | | | CLO | PE1FB | | 5.29 | | | | | | | | |
| | | Physical Collocation - Power, 240V AC Power, Single Phase, per Breaker Amp | | | CLO | PE1FD | | 10.58 | | | | | | | | |
| | | Physical Collocation - Power, 120V AC Power, Three Phase, per Breaker Amp | | | CLO | PE1FE | | 15.87 | | | | | | | | |
| | | Physical Collocation - Power, 277V AC Power, Three Phase, per Breaker Amp | | | CLO | PE1FG | | 36.65 | | | | | | | | |
| | Cross Connects (Cross Connects, Co-Carrier Cross Connects, and Ports) | | | | | | | | | | | | | | | |
| | | | | | UEANL,UEQ, UNCNX, UEA, UCL, UAL, UHL, UDN, UNCVX | | | | | | | | | | | |
| | | Physical Collocation - 2-wire cross-connect, loop, provisioning | | | | PE1P2 | 0.0288 | 12.37 | 11.87 | 6.04 | 5.45 | | | | | |
| | | Physical Collocation - 4-wire cross-connect, loop, provisioning | | | UEA, UHL, UNCVX, UNCDX, UCL, UDL | PE1P4 | 0.0576 | 12.47 | 11.94 | 6.59 | 5.91 | | | | | |
| | | | | | WDS1L, WDS1S, UXTD1, ULDD1, USLEL, UNLD1, U1TD1, UNC1X, UEPSR, UEPSB, UEPSE, UEPSP, USL, UEPEX, UEPDX | | | | | | | | | | | |
| | | Physical Collocation -DS1 Cross-Connect for Physical Collocation, provisioning | | | | PE1P1 | 1.14 | 22.16 | 16.02 | 6.60 | 5.97 | | | | | |

COLLOCATION - Mississippi

| CATEGORY | | RATE ELEMENTS | Interi m | Zone | BCS | USOC | RATES(\$) | | | | Svc Order Submitted Elec per LSR | Svc Order Submitted Manually per LSR | Incremental Charge - Manual Svc Order vs. Electronic- 1st | Incremental Charge - Manual Svc Order vs. Electronic- Add'l | Incremental Charge - Manual Svc Order vs. Electronic- Disc 1st | Incremental Charge - Manual Svc Order vs. Electronic- Disc Add'l |
|---------------------|---|--|-------------|------|--|-------|-----------|--------------|-------|-------------------------|---|---|--|--|---|---|
| | | | | | | | Rec | Nonrecurring | | Nonrecurring Disconnect | | OSS Rates(\$) | | | | |
| | | | | | | | | First | Add'l | First | Add'l | SOME C | SOMAN | SOMAN | SOMAN | SOMAN |
| | | Physical Collocation - Cable Records, Fiber Cable, per cable record (maximum 99 records) | | | CLO | PE1CB | | 84.98 | | 77.58 | | | | | | |
| | | Physical Collocation, Cable Records,CAT5/RJ45 | | | CLO | PE1C5 | | 2.27 | | 2.78 | | | | | | |
| | Virtual to Physical | | | | | | | | | | | | | | | |
| | | Physical Collocation - Virtual to Physical Collocation Relocation, per Voice Grade Circuit | | | CLO | PE1BV | | 33.00 | | | | | | | | |
| | | Physical Collocation - Virtual to Physical Collocation Relocation, per DSO Circuit | | | CLO | PE1BO | | 33.00 | | | | | | | | |
| | | Physical Collocation - Virtual to Physical Collocation Relocation, per DS1 Circuit | | | CLO | PE1B1 | | 52.00 | | | | | | | | |
| | | Physical Collocation - Virtual to Physical Collocation Relocation, per DS3 Circuit | | | CLO | PE1B3 | | 52.00 | | | | | | | | |
| | | Physical Collocation - Virtual to Physical Collocation In-Place, Per Voice Grade Circuit | | | CLO | PE1BR | | 22.54 | | | | | | | | |
| | | Physical Collocation Virtual to Physical Collocation In-Place, Per DSO Circuit | | | CLO | PE1BP | | 22.54 | | | | | | | | |
| | | Physical Collocation - Virtual to Physical Collocation In-Place, Per DS1 Circuit | | | CLO | PE1BS | | 32.78 | | | | | | | | |
| | | Physical Collocation - Virtual to Physical Collocation In-Place, per DS3 Circuit | | | CLO | PE1BE | | 32.78 | | | | | | | | |
| | Entrance Cable | | | | | | | | | | | | | | | |
| | | Physical Collocation - Fiber Cable Installation, Pricing, non-recurring charge, per Entrance Cable | | | CLO | PE1BD | | 926.27 | | 22.62 | | | | | | |
| | | Physical Collocation - Fiber Cable Support Structure, per Entrance Cable | | | CLO | PE1PM | 17.42 | | | | | | | | | |
| | | Physical Collocation - Fiber Entrance Cable Installation, per Fiber | | | CLO | PE1ED | | 3.89 | | | | | | | | |
| VIRTUAL COLLOCATION | | | | | | | | | | | | | | | | |
| | Application | | | | | | | | | | | | | | | |
| | | Virtual Collocation - Application Fee | | | AMTFS | EAF | | 1,212.25 | | 0.51 | | | | | | |
| | | Virtual Collocation - Co-Carrier Cross Connects/Direct Connect, Application Fee, per application | | | AMTFS | VE1CA | | 583.13 | | | | | | | | |
| | | Virtual Collocation Administrative Only - Application Fee | | | AMTFS | VE1AF | | 740.76 | | | | | | | | |
| | Space Preparation | | | | | | | | | | | | | | | |
| | | Virtual Collocation - Floor Space, per sq. ft. | | | AMTFS | ESPVX | 5.74 | | | | | | | | | |
| | Power | | | | | | | | | | | | | | | |
| | | Virtual Collocation - Power, per fused amp | | | AMTFS | ESPAX | 7.33 | | | | | | | | | |
| | Cross Connects (Cross Connects, Co-Carrier Cross Connects, and Ports) | | | | | | | | | | | | | | | |
| | | Virtual Collocation - 2-wire cross-connect, loop, provisioning | | | UEANL, UEA, UDN, UAL, UHL, UCL, UEQ, UNCVX, UNCDX, UNCNCX | UEAC2 | 0.0268 | 12.37 | 11.87 | 6.04 | 5.45 | | | | | |
| | | Virtual Collocation - 4-wire cross-connect, loop, provisioning | | | UEA, UHL, UCL, UDL, UNCVX, UNCDX | UEAC4 | 0.0536 | 12.47 | 11.94 | 6.59 | 5.91 | | | | | |
| | | Virtual Collocation - Special Access & UNE, cross-connect per DS1 | | | ULR, UXTD1, UNC1X, ULDD1, U1TD1, USLEL, UNLD1, USL, UEPEX, UEPDX | CNC1X | 1.14 | 22.16 | 16.02 | 6.60 | 5.97 | | | | | |
| | | Virtual collocation - Special Access & UNE, cross-connect per DS3 | | | USL, UE3, U1TD3, UXTS1, UXTD3, UNC3X, UNCSX, ULDD3, U1TS1, ULDS1, UDLSX, UNLD3 | CND3X | 14.49 | 21.01 | 15.29 | 7.61 | 6.10 | | | | | |

| COLLOCATION - Mississippi | | | | | | | | | | | Attachment: 4 Exh B | | | | | |
|--|--|---------|------|---|-------|-----------|--------------|--------|-------------------------|----------------------------------|--------------------------------------|--|--|---|---|-------|
| CATEGORY | RATE ELEMENTS | Interim | Zone | BCS | USOC | RATES(\$) | | | | Svc Order Submitted Elec per LSR | Svc Order Submitted Manually per LSR | Incremental Charge - Manual Svc Order vs. Electronic-1st | Incremental Charge - Manual Svc Order vs. Electronic-Add'l | Incremental Charge - Manual Svc Order vs. Electronic-Disc 1st | Incremental Charge - Manual Svc Order vs. Electronic-Disc Add'l | |
| | | | | | | Rec | Nonrecurring | | Nonrecurring Disconnect | | OSS Rates(\$) | | | | | |
| | | | | | | | First | Add'l | First | Add'l | SOMEc | SOMAN | SOMAN | SOMAN | SOMAN | SOMAN |
| | Virtual Collocation - 2-Fiber Cross Connects | | | UDL12, UDLO3, U1T48, U1T12, U1TO3, ULDO3, ULD12, ULD48, UDF | CNC2F | 2.91 | 21.01 | 15.29 | 7.61 | 6.10 | | | | | | |
| | Virtual Collocation - 4-Fiber Cross Connects | | | UDL12, UDLO3, U1T48, U1T12, U1TO3, ULDO3, ULD12, ULD48, UDF | CNC4F | 5.82 | 25.70 | 19.97 | 10.01 | 8.50 | | | | | | |
| | Virtual Collocation - Co-Carrier Cross Connects/Direct Connect - Fiber Cable Support Structure, per linear foot, per cable | | | AMTFS | VE1CB | 0.001 | | | | | | | | | | |
| | Virtual Collocation - Co-Carrier Cross Connects/Direct Connect - Copper/Coax Cable Support Structure, per linear foot, per cable | | | AMTFS | VE1CD | 0.0015 | | | | | | | | | | |
| | Virtual Collocation 2-Wire Cross Connect, Port | | | UEPSX, UEPSB, UEPSE, UEPSP, UEPSP, UEP2C | VE1R2 | 0.0268 | 12.37 | 11.87 | 6.04 | 5.45 | | | | | | |
| | Virtual Collocation 4-Wire Cross Connect, Port | | | UEPDD, UEPEX | VE1R4 | 0.0536 | 12.47 | 11.94 | 6.59 | 5.91 | | | | | | |
| CFA | Virtual Collocation - CFA Information Resend Request, per Premises, per Arrangement, per request | | | AMTFS | VE1QR | | 77.41 | | | | | | | | | |
| Cable Records - Note: The rates in the First & Additional columns will actually be billed as "Initial I" & "Subsequent S" respectively | | | | | | | | | | | | | | | | |
| | Virtual Collocation Cable Records - per request | | | AMTFS | VE1BA | | 763.69 | 490.94 | 133.77 | | | | | | | |
| | Virtual Collocation Cable Records - VG/DS0 Cable, per cable record | | | AMTFS | VE1BB | | 328.81 | | 190.22 | | | | | | | |
| | Virtual Collocation Cable Records - VG/DS0 Cable, per each 100 pair | | | AMTFS | VE1BC | | 4.84 | | 5.93 | | | | | | | |
| | Virtual Collocation Cable Records - DS1, per T1TIE | | | AMTFS | VE1BD | | 2.27 | | 2.78 | | | | | | | |
| | Virtual Collocation Cable Records - DS3, per T3TIE | | | AMTFS | VE1BE | | 7.92 | | 9.72 | | | | | | | |
| | Virtual Collocation Cable Records - Fiber Cable, per 99 fiber records | | | AMTFS | VE1BF | | 84.98 | | 77.58 | | | | | | | |
| | Virtual Collocation Cable Records - CAT 5/RJ45 | | | AMTFS | VE1B5 | | 2.27 | | 2.78 | | | | | | | |
| Security | Virtual collocation - Security escort, basic time, normally scheduled work hours | | | AMTFS | SPTBX | | 17.02 | 10.79 | | | | | | | | |
| | Virtual collocation - Security escort, overtime, outside of normally scheduled work hours on a normal working day | | | AMTFS | SPTOX | | 22.17 | 13.94 | | | | | | | | |
| | Virtual collocation - Security escort, premium time, outside of a scheduled work day | | | AMTFS | SPTPX | | 27.32 | 17.08 | | | | | | | | |
| Maintenance | Virtual collocation - Maintenance in CO - Basic, per half hour | | | AMTFS | CTRLX | | 28.09 | 10.79 | | | | | | | | |
| | Virtual collocation - Maintenance in CO - Overtime, per half hour | | | AMTFS | SPTOM | | 36.69 | 13.94 | | | | | | | | |
| | Virtual collocation - Maintenance in CO - Premium per half hour | | | AMTFS | SPTPM | | 45.28 | 17.08 | | | | | | | | |
| Entrance Cable | Virtual Collocation - Cable Installation Charge, per cable | | | AMTFS | ESPCX | | 926.27 | | 22.62 | | | | | | | |
| | Virtual Collocation - Cable Support Structure, per cable | | | AMTFS | ESPSX | 15.24 | | | | | | | | | | |
| COLLOCATION IN THE REMOTE SITE | | | | | | | | | | | | | | | | |
| Physical Remote Site Collocation | Physical Collocation in the Remote Site - Application Fee | | | CLORS | PE1RA | | 309.48 | | 168.63 | | | | | | | |
| | Cabinet Space in the Remote Site per Bay/ Rack | | | CLORS | PE1RB | 210.05 | | | | | | | | | | |
| | Physical Collocation in the Remote Site - Security Access - Key | | | CLORS | PE1RD | | 13.17 | | | | | | | | | |
| | Physical Collocation in the Remote Site - Space Availability Report per Premises Requested | | | CLORS | PE1SR | | 116.54 | | | | | | | | | |

| COLLOCATION - Mississippi | | | | | | | | | | | Attachment: 4 Exh B | | | | | |
|---------------------------|---|---------|------|-------------------------------|-------|-----------|--------------|--------|-------------------------|----------------------------------|--------------------------------------|--|--|---|---|-------|
| CATEGORY | RATE ELEMENTS | Interim | Zone | BCS | USOC | RATES(\$) | | | | Svc Order Submitted Elec per LSR | Svc Order Submitted Manually per LSR | Incremental Charge - Manual Svc Order vs. Electronic-1st | Incremental Charge - Manual Svc Order vs. Electronic-Add'l | Incremental Charge - Manual Svc Order vs. Electronic-Disc 1st | Incremental Charge - Manual Svc Order vs. Electronic-Disc Add'l | |
| | | | | | | Rec | Nonrecurring | | Nonrecurring Disconnect | | OSS Rates(\$) | | | | | |
| | | | | | | | First | Add'l | First | Add'l | SOME C | SOMAN | SOMAN | SOMAN | SOMAN | SOMAN |
| | Physical Collocation in the Remote Site - Remote Site CLLI Code Request, per CLLI Code Requested | | | CLO RS | PE1RE | | 37.77 | | | | | | | | | |
| | Remote Site DLEC Data (BRSDD), per Compact Disk, per CO | | | CLO RS | PE1RR | | 233.14 | | | | | | | | | |
| | Physical Collocation - Security Escort for Basic Time - normally scheduled work, per half hour | | | CLO RS | PE1BT | | 17.02 | 10.79 | | | | | | | | |
| | Physical Collocation - Security Escort for Overtime - outside of normally scheduled working hours on a scheduled work day, per half hour | | | CLO RS | PE1OT | | 22.17 | 13.94 | | | | | | | | |
| | Physical Collocation - Security Escort for Premium Time - outside of scheduled work day, per half hour | | | CLO RS | PE1PT | | 27.32 | 17.08 | | | | | | | | |
| | Adjacent Remote Site Collocation | | | | | | | | | | | | | | | |
| | Remote Site-Adjacent Collocation-Application Fee | | | CLO RS | PE1RU | | 755.62 | 755.62 | | | | | | | | |
| | Remote Site-Adjacent Collocation - Real Estate, per square foot | | | CLO RS | PE1RT | 0.134 | | | | | | | | | | |
| | Remote Site-Adjacent Collocation - AC Power, per breaker amp | | | CLO RS | PE1RS | 6.27 | | | | | | | | | | |
| | NOTE: If Security Escort and/or Add'l Engineering Fees become necessary for adjacent remote site collocation, the Parties will negotiate appropriate rates. | | | | | | | | | | | | | | | |
| | Virtual Remote Site Collocation | | | | | | | | | | | | | | | |
| | Virtual Collocation in the Remote Site - Application Fee | | | VE1RS | VE1RB | | 309.48 | | 168.63 | | | | | | | |
| | Virtual Collocation in the Remote Site - Per Bay/Rack of Space | | | VE1RS | VE1RC | 210.05 | | | | | | | | | | |
| | Virtual Collocation in the Remote Site - Space Availability Report per Premises requested | | | VE1RS | VE1RR | | 116.54 | | | | | | | | | |
| | Virtual Collocation in the Remote Site - Remote Site CLLI Code Request, per CLLI Code Requested | | | VE1RS | VE1RL | | 37.77 | | | | | | | | | |
| | ADJACENT COLLOCATION | | | | | | | | | | | | | | | |
| | Adjacent Collocation - Space Charge per Sq. Ft. | | | CLOAC | PE1JA | 0.0678 | | | | | | | | | | |
| | Adjacent Collocation - Electrical Facility Charge per Linear Ft. | | | CLOAC | PE1JC | 4.68 | | | | | | | | | | |
| | Adjacent Collocation - 2-Wire Cross-Connects | | | UEANL,UEQ,UEA,UCL,UAL,UHL,UDN | PE1JE | 0.0223 | 12.37 | 11.87 | 6.04 | 5.45 | | | | | | |
| | Adjacent Collocation - 4-Wire Cross-Connects | | | UEA,UHL,UDL,UCL | PE1JF | 0.0446 | 12.47 | 11.94 | 6.59 | 5.91 | | | | | | |
| | Adjacent Collocation - DS1 Cross-Connects | | | USL | PE1JG | 1.05 | 22.16 | 16.02 | 6.60 | 5.97 | | | | | | |
| | Adjacent Collocation - DS3 Cross-Connects | | | UE3 | PE1JH | 14.27 | 21.01 | 15.29 | 7.61 | 6.10 | | | | | | |
| | Adjacent Collocation - 2-Fiber Cross-Connect | | | CLOAC | PE1JJ | 2.42 | 21.01 | 15.29 | 7.61 | 6.10 | | | | | | |
| | Adjacent Collocation - 4-Fiber Cross-Connect | | | CLOAC | PE1JK | 4.62 | 25.70 | 19.97 | 10.01 | 8.50 | | | | | | |
| | Adjacent Collocation - Application Fee | | | CLOAC | PE1JB | | 1,585.83 | | | | | | | | | |
| | Adjacent Collocation - 120V, Single Phase Standby Power Rate per AC Breaker Amp | | | CLOAC | PE1JL | 5.29 | | | | | | | | | | |
| | Adjacent Collocation - 240V, Single Phase Standby Power Rate per AC Breaker Amp | | | CLOAC | PE1JM | 10.58 | | | | | | | | | | |
| | Adjacent Collocation - 120V, Three Phase Standby Power Rate per AC Breaker Amp | | | CLOAC | PE1JN | 15.87 | | | | | | | | | | |
| | Adjacent Collocation - 277V, Three Phase Standby Power Rate per AC Breaker Amp | | | CLOAC | PE1JO | 36.65 | | | | | | | | | | |
| | Note: Rates displaying an "I" in Interim column are interim as a result of a Commission order. | | | | | | | | | | | | | | | |

| COLLOCATION - North Carolina | | | | | | | | | | | Attachment 4 Exh: B | | | | | | |
|------------------------------|---|---|---------|------|---|-------|-----------|--------------|-------|-------------------------|----------------------------------|--------------------------------------|--|--|---|---|-------|
| CATEGORY | RATE ELEMENTS | | Interim | Zone | BCS | USOC | RATES(\$) | | | | Svc Order Submitted Elec per LSR | Svc Order Submitted Manually per LSR | Incremental Charge - Manual Svc Order vs. Electronic-1st | Incremental Charge - Manual Svc Order vs. Electronic-Add'l | Incremental Charge - Manual Svc Order vs. Electronic-Disc 1st | Incremental Charge - Manual Svc Order vs. Electronic-Disc Add'l | |
| | | | | | | | Rec | Nonrecurring | | Nonrecurring Disconnect | | OSS Rates(\$) | | | | | |
| | | | | | | | | First | Add'l | First | Add'l | SOME C | SOMAN | SOMAN | SOMAN | SOMAN | SOMAN |
| PHYSICAL COLLOCATION | | | | | | | | | | | | | | | | | |
| | Application | | | | | | | | | | | | | | | | |
| | | Physical Collocation - Initial Application Fee | | | CLO | PE1BA | | 2,322.00 | | | | | | | | | |
| | | Physical Collocation - Subsequent Application Fee | | | CLO | PE1CA | | 2,311.00 | | | | | | | | | |
| | | Physical Collocation - Co-Carrier Cross Connects/Direct Connect, Application Fee, per application | | | CLO | PE1DT | | 317.20 | | | | | | | | | |
| | | Physical Collocation Administrative Only - Application Fee | | | CLO | PE1BL | | 741.44 | | | | | | | | | |
| | | Physical Collocation - Application Cost, Simple Augment | | | CLO | PE1KS | | 269.83 | | 1.15 | | | | | | | |
| | | Physical Collocation - Application Cost, Minor Augment | | | CLO | PE1KM | | 493.40 | | 1.15 | | | | | | | |
| | | Physical Collocation - Application Cost, Intermediate Augment | | | CLO | PE1K1 | | 1,012.00 | | 1.15 | | | | | | | |
| | | Physical Collocation - Application Cost - Major Augment | | | CLO | PE1KJ | | 2,343.00 | | 1.15 | | | | | | | |
| | Space Preparation | | | | | | | | | | | | | | | | |
| | | Physical Collocation - Floor Space, per sq feet | | | CLO | PE1PJ | 2.69 | | | | | | | | | | |
| | | Physical Collocation - Space Enclosure, welded wire, first 50 square feet | | | CLO | PE1BX | | 534.44 | | | | | | | | | |
| | | Physical Collocation - Space enclosure, welded wire, first 100 square feet | | | CLO | PE1BW | | 559.81 | | | | | | | | | |
| | | Physical Collocation - Space enclosure, welded wire, each additional 50 square feet | | | CLO | PE1CW | | 25.37 | | | | | | | | | |
| | | Physical Collocation - Space Preparation - C.O. Modification per square ft. | | | CLO | PE1SK | 2.42 | | | | | | | | | | |
| | | Physical Collocation - Space Preparation, Common Systems Modifications-Cageless, per square foot | | | CLO | PE1SL | 2.88 | | | | | | | | | | |
| | | Physical Collocation - Space Preparation - Common Systems Modifications-Caged, per cage | | | CLO | PE1SM | 97.98 | | | | | | | | | | |
| | | Physical Collocation - Space Preparation - Firm Order Processing | | | CLO | PE1SJ | | 1,196.00 | | | | | | | | | |
| | | Physical Collocation - Space Availability Report, per Central Office Requested | | | CLO | PE1SR | | 2,140.00 | | | | | | | | | |
| | Power | | | | | | | | | | | | | | | | |
| | | Physical Collocation - Power, -48V DC Power - per Fused Amp Requested | | | CLO | PE1PL | 7.65 | | | | | | | | | | |
| | | Physical Collocation - Power, 120V AC Power, Single Phase, per Breaker Amp | | | CLO | PE1FB | 5.50 | | | | | | | | | | |
| | | Physical Collocation - Power, 240V AC Power, Single Phase, per Breaker Amp | | | CLO | PE1FD | 11.01 | | | | | | | | | | |
| | | Physical Collocation - Power, 120V AC Power, Three Phase, per Breaker Amp | | | CLO | PE1FE | 16.51 | | | | | | | | | | |
| | | Physical Collocation - Power, 277V AC Power, Three Phase, per Breaker Amp | | | CLO | PE1FG | 38.12 | | | | | | | | | | |
| | Cross Connects (Cross Connects, Co-Carrier Cross Connects, and Ports) | | | | | | | | | | | | | | | | |
| | | | | | UEANL,UEQ, UNCNX, UEA, UCL, UAL, UHL, UDN, UNCVX | PE1P2 | 0.0309 | 19.77 | 14.95 | | | | | | | | |
| | | Physical Collocation - 2-wire cross-connect, loop, provisioning | | | UEA, UHL, UNCVX, UNCDX, UCL, UDL | PE1P4 | 0.0618 | 19.95 | 15.05 | | | | | | | | |
| | | | | | WDS1L, WDS1S, UXTD1, ULDD1, USLEL, UNLD1, U1TD1, UNC1X, UEPSR, UEPSB, UEPSE, UEPSP, USL, UEPEX, UEPDX | PE1P1 | 1.38 | 39.15 | 23.20 | | | | | | | | |
| | | Physical Collocation -DS1 Cross-Connect for Physical Collocation, provisioning | | | | | | | | | | | | | | | |

| COLLOCATION - North Carolina | | | | | | | | | | | Attachment 4 Exh: B | | | | |
|------------------------------|--|---------|------|--|-------|-----------|--------------|--------|-------------------------|----------------------------------|--------------------------------------|--|--|---|---|
| CATEGORY | RATE ELEMENTS | Interim | Zone | BCS | USOC | RATES(\$) | | | | Svc Order Submitted Elec per LSR | Svc Order Submitted Manually per LSR | Incremental Charge - Manual Svc Order vs. Electronic-1st | Incremental Charge - Manual Svc Order vs. Electronic-Add'l | Incremental Charge - Manual Svc Order vs. Electronic-Disc 1st | Incremental Charge - Manual Svc Order vs. Electronic-Disc Add'l |
| | | | | | | Rec | Nonrecurring | | Nonrecurring Disconnect | | OSS Rates(\$) | | | | |
| | | | | | | | First | Add'l | First | Add'l | SOMEc | SOMAN | SOMAN | SOMAN | SOMAN |
| | Physical Collocation - Cable Records, Fiber Cable, per cable record (maximum 99 records) | | | CLO | PE1CB | | 163.61 | 163.61 | 143.32 | 143.32 | | | | | |
| | Physical Collocation, Cable Records,CAT5/RJ45 | | | CLO | PE1C5 | | 2.27 | | 2.78 | | | | | | |
| | Virtual to Physical | | | | | | | | | | | | | | |
| | Physical Collocation - Virtual to Physical Collocation Relocation, per Voice Grade Circuit | | | CLO | PE1BV | | 33.00 | | | | | | | | |
| | Physical Collocation - Virtual to Physical Collocation Relocation, per DSO Circuit | | | CLO | PE1BO | | 33.00 | | | | | | | | |
| | Physical Collocation - Virtual to Physical Collocation Relocation, per DS1 Circuit | | | CLO | PE1B1 | | 52.00 | | | | | | | | |
| | Physical Collocation - Virtual to Physical Collocation Relocation, per DS3 Circuit | | | CLO | PE1B3 | | 52.00 | | | | | | | | |
| | Physical Collocation - Virtual to Physical Collocation In-Place, Per Voice Grade Circuit | | | CLO | PE1BR | | 69.51 | 20.45 | | | | | | | |
| | Physical Collocation Virtual to Physical Collocation In-Place, Per DSO Circuit | | | CLO | PE1BP | | 69.51 | 20.45 | | | | | | | |
| | Physical Collocation - Virtual to Physical Collocation In-Place, Per DS1 Circuit | | | CLO | PE1BS | | 78.93 | 29.87 | | | | | | | |
| | Physical Collocation - Virtual to Physical Collocation In-Place, per DS3 Circuit | | | CLO | PE1BE | | 75.11 | 26.04 | | | | | | | |
| | Entrance Cable | | | | | | | | | | | | | | |
| | Physical Collocation - Fiber Cable Installation, Pricing, non-recurring charge, per Entrance Cable | | | CLO | PE1BD | | 1,233.00 | | | | | | | | |
| | Physical Collocation - Fiber Cable Support Structure, per Entrance Cable | | | CLO | PE1PM | 20.57 | | | | | | | | | |
| | Physical Collocation - Fiber Entrance Cable Installation, per Fiber | | | CLO | PE1ED | | 7.79 | | | | | | | | |
| VIRTUAL COLLOCATION | | | | | | | | | | | | | | | |
| | Application | | | | | | | | | | | | | | |
| | Virtual Collocation - Application Fee | | | AMTFS | EAF | | 1,195.00 | | | | | | | | |
| | Virtual Collocation - Co-Carrier Cross Connects/Direct Connect, Application Fee, per application | | | AMTFS | VE1CA | | 317.20 | | | | | | | | |
| | Virtual Collocation Administrative Only - Application Fee | | | AMTFS | VE1AF | | 741.44 | | | | | | | | |
| | Space Preparation | | | | | | | | | | | | | | |
| | Virtual Collocation - Floor Space, per sq. ft. | I | | AMTFS | ESPVX | 2.69 | | | | | | | | | |
| | Power | | | | | | | | | | | | | | |
| | Virtual Collocation - Power, per fused amp | I | | AMTFS | ESPAX | 7.65 | | | | | | | | | |
| | Cross Connects (Cross Connects, Co-Carrier Cross Connects, and Ports) | | | | | | | | | | | | | | |
| | Virtual Collocation - 2-wire cross-connect, loop, provisioning | | | UEANL, UEA, UDN, UAL, UHL, UCL, UEQ, UNCVX, UNCDX, UNCNCX | UEAC2 | 0.0225 | 19.77 | 14.95 | | | | | | | |
| | Virtual Collocation - 4-wire cross-connect, loop, provisioning | | | UEA, UHL, UCL, UDL, UNCVX, UNCDX | UEAC4 | 0.0449 | 19.95 | 15.05 | | | | | | | |
| | Virtual collocation - Special Access & UNE, cross-connect per DS1 | | | ULR, UXTD1, UNC1X, ULDD1, U1TD1, USLEL, UNLD1, USL, UEPEX, UEPDX | CNC1X | 0.4195 | 39.15 | 23.20 | | | | | | | |
| | Virtual collocation - Special Access & UNE, cross-connect per DS3 | | | USL, UE3, U1TD3, UXTS1, UXTD3, UNC3X, UNCSX, ULDD3, U1TS1, ULDS1, UDLSX, UNLD3 | CND3X | 4.41 | 38.25 | 21.94 | | | | | | | |

| COLLOCATION - North Carolina | | | | | | | | | | | Attachment 4 Exh: B | | | | | |
|--|---------------|---|-------------|------|--|-------|-----------|--------------|----------|-------------------------|---|---|--|--|---|---|
| CATEGORY | RATE ELEMENTS | | Interi m | Zone | BCS | USOC | RATES(\$) | | | | Svc Order Submitted Elec per LSR | Svc Order Submitted Manually per LSR | Incremental Charge - Manual Svc Order vs. Electronic- 1st | Incremental Charge - Manual Svc Order vs. Electronic- Add'l | Incremental Charge - Manual Svc Order vs. Electronic- Disc 1st | Incremental Charge - Manual Svc Order vs. Electronic- Disc Add'l |
| | | | | | | | Rec | Nonrecurring | | Nonrecurring Disconnect | | OSS Rates(\$) | | | | |
| | | | | | | | | First | Add'l | First | Add'l | SOMEc | SOMAN | SOMAN | SOMAN | SOMAN |
| | | Virtual Collocation - 2-Fiber Cross Connects | | | UDL12, UDLO3, U1T48, U1T12, U1TO3, ULDO3, ULD12, ULD48, UDF | CNC2F | 1.96 | 38.25 | 21.94 | | | | | | | |
| | | Virtual Collocation - 4-Fiber Cross Connects | | | UDL12, UDLO3, U1T48, U1T12, U1TO3, ULDO3, ULD12, ULD48, UDF | CNC4F | 3.93 | 43.96 | 26.17 | | | | | | | |
| | | Virtual Collocation - Co-Carrier Cross Connects/Direct Connect - Fiber Cable Support Structure, per linear foot, per cable | | | AMTFS | VE1CB | 0.0028 | | | | | | | | | |
| | | Virtual Collocation - Co-Carrier Cross Connects/Direct Connect - Copper/Coax Cable Support Structure, per linear foot, per cable | | | AMTFS | VE1CD | 0.0041 | | | | | | | | | |
| | | Virtual Collocation 2-Wire Cross Connect, Port | | | UEPSX, UEPSB, UEPSE, UEPSP, UEPSR, UEP2C | VE1R2 | 0.0225 | 19.77 | 14.95 | | | | | | | |
| | CFA | Virtual Collocation 4-Wire Cross Connect, Port | | | UEPDD, UEPEX | VE1R4 | 0.0449 | 19.95 | 15.05 | | | | | | | |
| | | Virtual Collocation - CFA Information Resend Request, per Premises, per Arrangement, per request | | | AMTFS | VE1QR | | 77.48 | | | | | | | | |
| Cable Records - Note: The rates in the First & Additional columns will actually be billed as "Initial I" & "Subsequent S" respectively | | | | | | | | | | | | | | | | |
| | | Virtual Collocation Cable Records - per request | | | AMTFS | VE1BA | I | 1458.00 | S 937.29 | 245.00 | 245.00 | | | | | |
| | | Virtual Collocation Cable Records - VG/DS0 Cable, per cable record | | | AMTFS | VE1BB | | 622.69 | 622.69 | 346.35 | 346.35 | | | | | |
| | | Virtual Collocation Cable Records - VG/DS0 Cable, per each 100 pair | | | AMTFS | VE1BC | | 8.77 | 8.77 | 10.32 | 10.32 | | | | | |
| | | Virtual Collocation Cable Records - DS1, per T1TIE | | | AMTFS | VE1BD | | 4.35 | 4.35 | 5.11 | 5.11 | | | | | |
| | | Virtual Collocation Cable Records - DS3, per T3TIE | | | AMTFS | VE1BE | | 15.22 | 15.22 | 17.90 | 17.90 | | | | | |
| | | Virtual Collocation Cable Records - Fiber Cable, per 99 fiber records | | | AMTFS | VE1BF | | 163.61 | 163.61 | 143.32 | 143.32 | | | | | |
| | | Virtual Collocation Cable Records - CAT 5/RJ45 | | | AMTFS | VE1B5 | | 4.35 | 4.35 | 5.11 | 5.11 | | | | | |
| Security | | | | | | | | | | | | | | | | |
| | | Virtual collocation - Security escort, basic time, normally scheduled work hours | | | AMTFS | SPTBX | | 33.68 | 21.34 | | | | | | | |
| | | Virtual collocation - Security escort, overtime, outside of normally scheduled work hours on a normal working day | | | AMTFS | SPTOX | | 43.87 | 27.57 | | | | | | | |
| | | Virtual collocation - Security escort, premium time, outside of a scheduled work day | | | AMTFS | SPTPX | | 54.06 | 33.80 | | | | | | | |
| Maintenance | | | | | | | | | | | | | | | | |
| | | Virtual collocation - Maintenance in CO - Basic, per half hour | | | AMTFS | CTRLX | | 52.03 | 21.22 | | | | | | | |
| | | Virtual collocation - Maintenance in CO - Overtime, per half hour | | | AMTFS | SPTOM | | 69.48 | 27.81 | | | | | | | |
| | | Virtual collocation - Maintenance in CO - Premium per half hour | | | AMTFS | SPTPM | | 86.94 | 34.40 | | | | | | | |
| Entrance Cable | | | | | | | | | | | | | | | | |
| | | Virtual Collocation - Cable Installation Charge, per cable | | | AMTFS | ESPCX | | 1,233.00 | | | | | | | | |
| | | Virtual Collocation - Cable Support Structure, per cable | | | AMTFS | ESPSX | 13.28 | | | | | | | | | |
| COLLOCATION IN THE REMOTE SITE | | | | | | | | | | | | | | | | |
| Physical Remote Site Collocation | | | | | | | | | | | | | | | | |
| | | Physical Collocation in the Remote Site - Application Fee | | | CLORS | PE1RA | | 589.38 | | 258.38 | | | | | | |
| | | Cabinet Space in the Remote Site per Bay/ Rack | | | CLORS | PE1RB | 218.07 | | | | | | | | | |
| | | Physical Collocation in the Remote Site - Security Access - Key | | | CLORS | PE1RD | | 15.00 | | | | | | | | |
| | | Physical Collocation in the Remote Site - Space Availability Report per Premises Requested | | | CLORS | PE1SR | | 215.55 | | | | | | | | |

| COLLOCATION - North Carolina | | | | | | | | | | | Attachment 4 Exh: B | | | | | |
|---|----------------------------------|--|---------|------|-------------------------------|-------|-----------|--------------|--------|-------------------------|----------------------------------|--------------------------------------|--|--|---|---|
| CATEGORY | RATE ELEMENTS | | Interim | Zone | BCS | USOC | RATES(\$) | | | | Svc Order Submitted Elec per LSR | Svc Order Submitted Manually per LSR | Incremental Charge - Manual Svc Order vs. Electronic-1st | Incremental Charge - Manual Svc Order vs. Electronic-Add'l | Incremental Charge - Manual Svc Order vs. Electronic-Disc 1st | Incremental Charge - Manual Svc Order vs. Electronic-Disc Add'l |
| | | | | | | | Rec | Nonrecurring | | Nonrecurring Disconnect | | OSS Rates(\$) | | | | |
| | | | | | | | | First | Add'l | First | Add'l | SOME C | SOMAN | SOMAN | SOMAN | SOMAN |
| | | Physical Collocation in the Remote Site - Remote Site CLLI Code Request, per CLLI Code Requested | | | CLORS | PE1RE | | 70.65 | | | | | | | | |
| | | Remote Site DLEC Data (BRSDD), per Compact Disk, per CO | | | CLORS | PE1RR | | 232.94 | | | | | | | | |
| | | Physical Collocation - Security Escort for Basic Time - normally scheduled work, per half hour | | | CLORS | PE1BT | | 33.68 | 21.34 | | | | | | | |
| | | Physical Collocation - Security Escort for Overtime - outside of normally scheduled working hours on a scheduled work day, per half hour | | | CLORS | PE1OT | | 43.87 | 27.57 | | | | | | | |
| | | Physical Collocation - Security Escort for Premium Time - outside of scheduled work day, per half hour | | | CLORS | PE1PT | | 54.06 | 33.80 | | | | | | | |
| | Adjacent Remote Site Collocation | | | | | | | | | | | | | | | |
| | | Remote Site-Adjacent Collocation-Application Fee | | | CLORS | PE1RU | | 755.62 | 755.62 | | | | | | | |
| | | Remote Site-Adjacent Collocation - Real Estate, per square foot | | | CLORS | PE1RT | 0.134 | | | | | | | | | |
| | | Remote Site-Adjacent Collocation - AC Power, per breaker amp | | | CLORS | PE1RS | 6.27 | | | | | | | | | |
| NOTE: If Security Escort and/or Add'l Engineering Fees become necessary for adjacent remote site collocation, the Parties will negotiate appropriate rates. | | | | | | | | | | | | | | | | |
| | Virtual Remote Site Collocation | | | | | | | | | | | | | | | |
| | | Virtual Collocation in the Remote Site - Application Fee | | | VE1RS | VE1RB | | 589.38 | | 258.38 | | | | | | |
| | | Virtual Collocation in the Remote Site - Per Bay/Rack of Space | | | VE1RS | VE1RC | 218.07 | | | | | | | | | |
| | | Virtual Collocation in the Remote Site - Space Availability Report per Premises requested | | | VE1RS | VE1RR | | 215.55 | | | | | | | | |
| | | Virtual Collocation in the Remote Site - Remote Site CLLI Code Request, per CLLI Code Requested | | | VE1RS | VE1RL | | 70.65 | | | | | | | | |
| ADJACENT COLLOCATION | | | | | | | | | | | | | | | | |
| | | Adjacent Collocation - Space Charge per Sq. Ft. | | | CLOAC | PE1JA | 0.1555 | | | | | | | | | |
| | | Adjacent Collocation - Electrical Facility Charge per Linear Ft. | | | CLOAC | PE1JC | 5.78 | | | | | | | | | |
| | | Adjacent Collocation - 2-Wire Cross-Connects | | | UEANL,UEQ,UEA,UCL,UAL,UHL,UDN | PE1JE | 0.0239 | 19.77 | 14.95 | | | | | | | |
| | | Adjacent Collocation - 4-Wire Cross-Connects | | | UEA,UHL,UDL,UCL | PE1JF | 0.0477 | 19.95 | 15.05 | | | | | | | |
| | | Adjacent Collocation - DS1 Cross-Connects | | | USL | PE1JG | 1.28 | 39.15 | 23.20 | | | | | | | |
| | | Adjacent Collocation - DS3 Cross-Connects | | | UE3 | PE1JH | 17.35 | 38.25 | 21.94 | | | | | | | |
| | | Adjacent Collocation - 2-Fiber Cross-Connect | | | CLOAC | PE1JJ | 2.94 | 38.25 | 21.94 | | | | | | | |
| | | Adjacent Collocation - 4-Fiber Cross-Connect | | | CLOAC | PE1JK | 5.62 | 43.96 | 26.17 | | | | | | | |
| | | Adjacent Collocation - Application Fee | | | CLOAC | PE1JB | | 2,266.00 | | 0.5842 | | | | | | |
| | | Adjacent Collocation - 120V, Single Phase Standby Power Rate per AC Breaker Amp | | | CLOAC | PE1JL | 5.50 | | | | | | | | | |
| | | Adjacent Collocation - 240V, Single Phase Standby Power Rate per AC Breaker Amp | | | CLOAC | PE1JM | 11.01 | | | | | | | | | |
| | | Adjacent Collocation - 120V, Three Phase Standby Power Rate per AC Breaker Amp | | | CLOAC | PE1JN | 16.51 | | | | | | | | | |
| | | Adjacent Collocation - 277V, Three Phase Standby Power Rate per AC Breaker Amp | | | CLOAC | PE1JO | 38.12 | | | | | | | | | |
| Note: Rates displaying an "I" in Interim column are interim as a result of a Commission order. | | | | | | | | | | | | | | | | |

| COLLOCATION - South Carolina | | | | | | | | | | | Attachment 4 Exh: B | | | | | |
|------------------------------|---|---|---------|------|--|-------|-----------|--------------|-------|-------------------------|----------------------------------|--------------------------------------|--|--|---|---|
| CATEGORY | RATE ELEMENTS | | Interim | Zone | BCS | USOC | RATES(\$) | | | | Svc Order Submitted Elec per LSR | Svc Order Submitted Manually per LSR | Incremental Charge - Manual Svc Order vs. Electronic-1st | Incremental Charge - Manual Svc Order vs. Electronic-Add'l | Incremental Charge - Manual Svc Order vs. Electronic-Disc 1st | Incremental Charge - Manual Svc Order vs. Electronic-Disc Add'l |
| | | | | | | | Rec | Nonrecurring | | Nonrecurring Disconnect | | | OSS Rates(\$) | | | |
| | | | | | | | | First | Add'l | First | Add'l | SOME C | SOMAN | SOMAN | SOMAN | SOMAN |
| PHYSICAL COLLOCATION | | | | | | | | | | | | | | | | |
| | Application | | | | | | | | | | | | | | | |
| | | Physical Collocation - Initial Application Fee | | | CLO | PE1BA | | 1,883.67 | | 0.51 | | | | | | |
| | | Physical Collocation - Subsequent Application Fee | | | CLO | PE1CA | | 1,570.10 | | 0.51 | | | | | | |
| | | Physical Collocation - Co-Carrier Cross Connects/Direct Connect, Application Fee, per application | | | CLO | PE1DT | | 584.42 | | | | | | | | |
| | | Physical Collocation Administrative Only - Application Fee | | | CLO | PE1BL | | 743.66 | | | | | | | | |
| | | Physical Collocation - Application Cost, Simple Augment | | | CLO | PE1KS | | 594.27 | | 1.21 | | | | | | |
| | | Physical Collocation - Application Cost, Minor Augment | | | CLO | PE1KM | | 833.26 | | 1.21 | | | | | | |
| | | Physical Collocation - Application Cost, Intermediate Augment | | | CLO | PE1K1 | | 1,058.00 | | 1.21 | | | | | | |
| | | Physical Collocation - Application Cost - Major Augment | | | CLO | PE1KJ | | 2,409.00 | | 1.21 | | | | | | |
| | Space Preparation | | | | | | | | | | | | | | | |
| | | Physical Collocation - Floor Space, per sq feet | | | CLO | PE1PJ | | 3.95 | | | | | | | | |
| | | Physical Collocation - Space Enclosure, welded wire, first 50 square feet | | | CLO | PE1BX | | 197.69 | | | | | | | | |
| | | Physical Collocation - Space enclosure, welded wire, first 100 square feet | | | CLO | PE1BW | | 219.19 | | | | | | | | |
| | | Physical Collocation - Space enclosure, welded wire, each additional 50 square feet | | | CLO | PE1CW | | 21.50 | | | | | | | | |
| | | Physical Collocation - Space Preparation - C.O. Modification per square ft. | | | CLO | PE1SK | | 2.75 | | | | | | | | |
| | | Physical Collocation - Space Preparation, Common Systems Modifications-Cageless, per square foot | | | CLO | PE1SL | | 3.24 | | | | | | | | |
| | | Physical Collocation - Space Preparation - Common Systems Modifications-Caged, per cage | | | CLO | PE1SM | | 110.16 | | | | | | | | |
| | | Physical Collocation - Space Preparation - Firm Order Processing | | | CLO | PE1SJ | | 602.05 | | | | | | | | |
| | | Physical Collocation - Space Availability Report, per Central Office Requested | | | CLO | PE1SR | | 1,077.57 | | | | | | | | |
| | Power | | | | | | | | | | | | | | | |
| | | Physical Collocation - Power, -48V DC Power - per Fused Amp Requested | | | CLO | PE1PL | | 9.19 | | | | | | | | |
| | | Physical Collocation - Power, 120V AC Power, Single Phase, per Breaker Amp | | | CLO | PE1FB | | 5.67 | | | | | | | | |
| | | Physical Collocation - Power, 240V AC Power, Single Phase, per Breaker Amp | | | CLO | PE1FD | | 11.36 | | | | | | | | |
| | | Physical Collocation - Power, 120V AC Power, Three Phase, per Breaker Amp | | | CLO | PE1FE | | 17.03 | | | | | | | | |
| | | Physical Collocation - Power, 277V AC Power, Three Phase, per Breaker Amp | | | CLO | PE1FG | | 39.33 | | | | | | | | |
| | Cross Connects (Cross Connects, Co-Carrier Cross Connects, and Ports) | | | | | | | | | | | | | | | |
| | | | | | UEANL,UEQ, UNCNX, UEA, UCL, UAL, UHL, UDN, UNCVX | | | | | | | | | | | |
| | | Physical Collocation - 2-wire cross-connect, loop, provisioning | | | | PE1P2 | 0.0341 | 12.32 | 11.83 | 6.04 | 5.45 | | | | | |
| | | Physical Collocation - 4-wire cross-connect, loop, provisioning | | | UEA, UHL, UNCVX, UNCDX, UCL, UDL | PE1P4 | 0.0682 | 12.42 | 11.90 | 6.40 | 5.74 | | | | | |
| | | | | | WDS1L, WDS1S, UXTD1, ULDD1, USLEL, UNLD1, U1TD1, UNC1X, UEPSR, UEPSB, UEPSE, UEPS, USL, UEPEX, UEPDX | | | | | | | | | | | |
| | | Physical Collocation -DS1 Cross-Connect for Physical Collocation, provisioning | | | | PE1P1 | 1.12 | 22.08 | 15.96 | 6.42 | 5.80 | | | | | |

COLLOCATION - South Carolina

| CATEGORY | | RATE ELEMENTS | Interi m | Zone | BCS | USOC | RATES(\$) | | | | Svc Order Submitted Elec per LSR | Svc Order Submitted Manually per LSR | Incremental Charge - Manual Svc Order vs. Electronic- 1st | Incremental Charge - Manual Svc Order vs. Electronic- Add'l | Incremental Charge - Manual Svc Order vs. Electronic- Disc 1st | Incremental Charge - Manual Svc Order vs. Electronic- Disc Add'l |
|---------------------|---|--|-------------|------|--|-------|-----------|--------------|-------|-------------------------|---|---|--|--|---|---|
| | | | | | | | Rec | Nonrecurring | | Nonrecurring Disconnect | | OSS Rates(\$) | | | | |
| | | | | | | | | First | Add'l | First | Add'l | SOME C | SOMAN | SOMAN | SOMAN | SOMAN |
| | | Physical Collocation - Cable Records, Fiber Cable, per cable record (maximum 99 records) | | | CLO | PE1CB | | 84.68 | | 77.30 | | | | | | |
| | | Physical Collocation, Cable Records,CAT5/RJ45 | | | CLO | PE1C5 | | 2.26 | | 2.77 | | | | | | |
| | Virtual to Physical | | | | | | | | | | | | | | | |
| | | Physical Collocation - Virtual to Physical Collocation Relocation, per Voice Grade Circuit | | | CLO | PE1BV | | 33.00 | | | | | | | | |
| | | Physical Collocation - Virtual to Physical Collocation Relocation, per DSO Circuit | | | CLO | PE1BO | | 33.00 | | | | | | | | |
| | | Physical Collocation - Virtual to Physical Collocation Relocation, per DS1 Circuit | | | CLO | PE1B1 | | 52.00 | | | | | | | | |
| | | Physical Collocation - Virtual to Physical Collocation Relocation, per DS3 Circuit | | | CLO | PE1B3 | | 52.00 | | | | | | | | |
| | | Physical Collocation - Virtual to Physical Collocation In-Place, Per Voice Grade Circuit | | | CLO | PE1BR | | 22.43 | | | | | | | | |
| | | Physical Collocation Virtual to Physical Collocation In-Place, Per DSO Circuit | | | CLO | PE1BP | | 22.43 | | | | | | | | |
| | | Physical Collocation - Virtual to Physical Collocation In-Place, Per DS1 Circuit | | | CLO | PE1BS | | 32.61 | | | | | | | | |
| | | Physical Collocation - Virtual to Physical Collocation In-Place, per DS3 Circuit | | | CLO | PE1BE | | 32.61 | | | | | | | | |
| | Entrance Cable | | | | | | | | | | | | | | | |
| | | Physical Collocation - Fiber Cable Installation, Pricing, non-recurring charge, per Entrance Cable | | | CLO | PE1BD | | 794.22 | | 22.54 | | | | | | |
| | | Physical Collocation - Fiber Cable Support Structure, per Entrance Cable | | | CLO | PE1PM | 21.33 | | | | | | | | | |
| | | Physical Collocation - Fiber Entrance Cable Installation, per Fiber | | | CLO | PE1ED | | 3.87 | | | | | | | | |
| VIRTUAL COLLOCATION | | | | | | | | | | | | | | | | |
| | Application | | | | | | | | | | | | | | | |
| | | Virtual Collocation - Application Fee | | | AMTFS | EAF | | 1,207.95 | | 0.51 | | | | | | |
| | | Virtual Collocation - Co-Carrier Cross Connects/Direct Connect, Application Fee, per application | | | AMTFS | VE1CA | | 584.42 | | | | | | | | |
| | | Virtual Collocation Administrative Only - Application Fee | | | AMTFS | VE1AF | | 743.66 | | | | | | | | |
| | Space Preparation | | | | | | | | | | | | | | | |
| | | Virtual Collocation - Floor Space, per sq. ft. | | | AMTFS | ESPVX | 3.95 | | | | | | | | | |
| | Power | | | | | | | | | | | | | | | |
| | | Virtual Collocation - Power, per fused amp | | | AMTFS | ESPAX | 9.19 | | | | | | | | | |
| | Cross Connects (Cross Connects, Co-Carrier Cross Connects, and Ports) | | | | | | | | | | | | | | | |
| | | Virtual Collocation - 2-wire cross-connect, loop, provisioning | | | UEANL, UEA, UDN, UAL, UHL, UCL, UEQ, UNCVX, UNCDX, UNCNCX | UEAC2 | 0.0317 | 12.32 | 11.83 | 6.04 | 5.45 | | | | | |
| | | Virtual Collocation - 4-wire cross-connect, loop, provisioning | | | UEA, UHL, UCL, UDL, UNCVX, UNCDX | UEAC4 | 0.0634 | 12.42 | 11.90 | 6.40 | 5.74 | | | | | |
| | | Virtual collocation - Special Access & UNE,cross-connect per DS1 | | | ULR, UXTD1, UNC1X, ULDD1, U1TD1, USLEL, UNLD1, USL, UEPEX, UEPDX | CNC1X | 1.12 | 22.08 | 15.96 | 6.42 | 5.80 | | | | | |
| | | Virtual collocation - Special Access & UNE, cross-connect per DS3 | | | USL, UE3, U1TD3, UXTS1, UXTD3, UNC3X, UNCSX, ULDD3, U1TS1, ULDS1, UDLSX, UNLD3 | CND3X | 14.21 | 20.94 | 15.23 | 7.39 | 5.93 | | | | | |

| COLLOCATION - South Carolina | | | | | | | | | | | Attachment 4 Exh: B | | | | | |
|--|--|---------|------|---|-------|-----------|--------------|-------|-------------------------|----------------------------------|--------------------------------------|--|--|---|---|-------|
| CATEGORY | RATE ELEMENTS | Interim | Zone | BCS | USOC | RATES(\$) | | | | Svc Order Submitted Elec per LSR | Svc Order Submitted Manually per LSR | Incremental Charge - Manual Svc Order vs. Electronic-1st | Incremental Charge - Manual Svc Order vs. Electronic-Add'l | Incremental Charge - Manual Svc Order vs. Electronic-Disc 1st | Incremental Charge - Manual Svc Order vs. Electronic-Disc Add'l | |
| | | | | | | Rec | Nonrecurring | | Nonrecurring Disconnect | | OSS Rates(\$) | | | | | |
| | | | | | | | First | Add'l | First | Add'l | SOMEc | SOMAN | SOMAN | SOMAN | SOMAN | SOMAN |
| | Virtual Collocation - 2-Fiber Cross Connects | | | UDL12, UDLO3, U1T48, U1T12, U1TO3, ULDO3, ULD12, ULD48, UDF | CNC2F | 2.86 | 20.94 | 15.23 | 7.40 | 5.93 | | | | | | |
| | Virtual Collocation - 4-Fiber Cross Connects | | | UDL12, UDLO3, U1T48, U1T12, U1TO3, ULDO3, ULD12, ULD48, UDF | CNC4F | 5.71 | 25.61 | 19.90 | 9.73 | 8.26 | | | | | | |
| | Virtual Collocation - Co-Carrier Cross Connects/Direct Connect - Fiber Cable Support Structure, per linear foot, per cable | | | AMTFS | VE1CB | 0.001 | | | | | | | | | | |
| | Virtual Collocation - Co-Carrier Cross Connects/Direct Connect - Copper/Coax Cable Support Structure, per linear foot, per cable | | | AMTFS | VE1CD | 0.0015 | | | | | | | | | | |
| | Virtual Collocation 2-Wire Cross Connect, Port | | | UEPSX, UEPSB, UEPSE, UEPSP, UEPSP, UEP2C | VE1R2 | 0.0317 | 12.32 | 11.83 | 6.04 | 5.45 | | | | | | |
| | Virtual Collocation 4-Wire Cross Connect, Port | | | UEPDD, UEPEX | VE1R4 | 0.0634 | 12.42 | 11.90 | 6.40 | 5.74 | | | | | | |
| CFA | Virtual Collocation - CFA Information Resend Request, per Premises, per Arrangement, per request | | | AMTFS | VE1QR | | 77.71 | | | | | | | | | |
| Cable Records - Note: The rates in the First & Additional columns will actually be billed as "Initial I" & "Subsequent S" respectively | | | | | | | | | | | | | | | | |
| | Virtual Collocation Cable Records - per request | | | AMTFS | VE1BA | I | 760.98 | S | 489.20 | 133.29 | | | | | | |
| | Virtual Collocation Cable Records - VG/DS0 Cable, per cable record | | | AMTFS | VE1BB | | 327.65 | | | 189.54 | | | | | | |
| | Virtual Collocation Cable Records - VG/DS0 Cable, per each 100 pair | | | AMTFS | VE1BC | | 4.82 | | | 5.91 | | | | | | |
| | Virtual Collocation Cable Records - DS1, per T1TIE | | | AMTFS | VE1BD | | 2.26 | | | 2.77 | | | | | | |
| | Virtual Collocation Cable Records - DS3, per T3TIE | | | AMTFS | VE1BE | | 7.90 | | | 9.68 | | | | | | |
| | Virtual Collocation Cable Records - Fiber Cable, per 99 fiber records | | | AMTFS | VE1BF | | 84.68 | | | 77.30 | | | | | | |
| | Virtual Collocation Cable Records - CAT 5/RJ45 | | | AMTFS | VE1B5 | | 2.26 | | | 2.77 | | | | | | |
| Security | Virtual collocation - Security escort, basic time, normally scheduled work hours | | | AMTFS | SPTBX | | 16.96 | 10.75 | | | | | | | | |
| | Virtual collocation - Security escort, overtime, outside of normally scheduled work hours on a normal working day | | | AMTFS | SPTOX | | 22.10 | 13.89 | | | | | | | | |
| | Virtual collocation - Security escort, premium time, outside of a scheduled work day | | | AMTFS | SPTPX | | 27.23 | 17.02 | | | | | | | | |
| Maintenance | Virtual collocation - Maintenance in CO - Basic, per half hour | | | AMTFS | CTRLX | | 27.99 | 10.75 | | | | | | | | |
| | Virtual collocation - Maintenance in CO - Overtime, per half hour | | | AMTFS | SPTOM | | 36.56 | 13.89 | | | | | | | | |
| | Virtual collocation - Maintenance in CO - Premium per half hour | | | AMTFS | SPTPM | | 45.12 | 17.02 | | | | | | | | |
| Entrance Cable | Virtual Collocation - Cable Installation Charge, per cable | | | AMTFS | ESPCX | | 794.22 | | 22.54 | | | | | | | |
| | Virtual Collocation - Cable Support Structure, per cable | | | AMTFS | ESPSX | 18.66 | | | | | | | | | | |
| COLLOCATION IN THE REMOTE SITE | | | | | | | | | | | | | | | | |
| Physical Remote Site Collocation | Physical Collocation in the Remote Site - Application Fee | | | CLORS | PE1RA | | 308.38 | | 168.60 | | | | | | | |
| | Cabinet Space in the Remote Site per Bay/ Rack | | | CLORS | PE1RB | 246.44 | | | | | | | | | | |
| | Physical Collocation in the Remote Site - Security Access - Key | | | CLORS | PE1RD | | 13.13 | | | | | | | | | |
| | Physical Collocation in the Remote Site - Space Availability Report per Premises Requested | | | CLORS | PE1SR | | 116.13 | | | | | | | | | |

| COLLOCATION - South Carolina | | | | | | | | | | | Attachment 4 Exh: B | | | | |
|--|---|---------|------|----------------------------------|-------|-----------|--------------|--------|-------------------------|----------------------------------|--------------------------------------|--|--|---|---|
| CATEGORY | RATE ELEMENTS | Interim | Zone | BCS | USOC | RATES(\$) | | | | Svc Order Submitted Elec per LSR | Svc Order Submitted Manually per LSR | Incremental Charge - Manual Svc Order vs. Electronic-1st | Incremental Charge - Manual Svc Order vs. Electronic-Add'l | Incremental Charge - Manual Svc Order vs. Electronic-Disc 1st | Incremental Charge - Manual Svc Order vs. Electronic-Disc Add'l |
| | | | | | | Rec | Nonrecurring | | Nonrecurring Disconnect | | OSS Rates(\$) | | | | |
| | | | | | | | First | Add'l | First | Add'l | SOME C | SOMAN | SOMAN | SOMAN | SOMAN |
| | Physical Collocation in the Remote Site - Remote Site CLLI Code Request, per CLLI Code Requested | | | CLORS | PE1RE | | 37.64 | | | | | | | | |
| | Remote Site DLEC Data (BRSDDD), per Compact Disk, per CO | | | CLORS | PE1RR | | 234.50 | | | | | | | | |
| | Physical Collocation - Security Escort for Basic Time - normally scheduled work, per half hour | | | CLORS | PE1BT | | 16.96 | 10.75 | | | | | | | |
| | Physical Collocation - Security Escort for Overtime - outside of normally scheduled working hours on a scheduled work day, per half hour | | | CLORS | PE1OT | | 22.10 | 13.89 | | | | | | | |
| | Physical Collocation - Security Escort for Premium Time - outside of scheduled work day, per half hour | | | CLORS | PE1PT | | 27.23 | 17.02 | | | | | | | |
| | Adjacent Remote Site Collocation | | | | | | | | | | | | | | |
| | Remote Site-Adjacent Collocation-Application Fee | | | CLORS | PE1RU | | 755.62 | 755.62 | | | | | | | |
| | Remote Site-Adjacent Collocation - Real Estate, per square foot | | | CLORS | PE1RT | 0.134 | | | | | | | | | |
| | Remote Site-Adjacent Collocation - AC Power, per breaker amp | | | CLORS | PE1RS | 6.27 | | | | | | | | | |
| | NOTE: If Security Escort and/or Add'l Engineering Fees become necessary for adjacent remote site collocation, the Parties will negotiate appropriate rates. | | | | | | | | | | | | | | |
| | Virtual Remote Site Collocation | | | | | | | | | | | | | | |
| | Virtual Collocation in the Remote Site - Application Fee | | | VE1RS | VE1RB | | 616.76 | | 337.19 | | | | | | |
| | Virtual Collocation in the Remote Site - Per Bay/Rack of Space | | | VE1RS | VE1RC | 246.44 | | | | | | | | | |
| | Virtual Collocation in the Remote Site - Space Availability Report per Premises requested | | | VE1RS | VE1RR | | 232.25 | | | | | | | | |
| | Virtual Collocation in the Remote Site - Remote Site CLLI Code Request, per CLLI Code Requested | | | VE1RS | VE1RL | | 75.27 | | | | | | | | |
| ADJACENT COLLOCATION | | | | | | | | | | | | | | | |
| | Adjacent Collocation - Space Charge per Sq. Ft. | | | CLOAC | PE1JA | 0.0939 | | | | | | | | | |
| | Adjacent Collocation - Electrical Facility Charge per Linear Ft. | | | CLOAC | PE1JC | 6.40 | | | | | | | | | |
| | Adjacent Collocation - 2-Wire Cross-Connects | | | UEANL,UEQ,UEA,UCL, UAL, UHL, UDN | PE1JE | 0.0264 | 12.32 | 11.83 | 6.04 | 5.45 | | | | | |
| | Adjacent Collocation - 4-Wire Cross-Connects | | | UEA,UHL,UDL,UCL | PE1JF | 0.0527 | 12.42 | 11.90 | 6.40 | 5.74 | | | | | |
| | Adjacent Collocation - DS1 Cross-Connects | | | USL | PE1JG | 1.03 | 22.08 | 15.96 | 6.42 | 5.80 | | | | | |
| | Adjacent Collocation - DS3 Cross-Connects | | | UE3 | PE1JH | 14.00 | 20.94 | 15.23 | 7.39 | 5.93 | | | | | |
| | Adjacent Collocation - 2-Fiber Cross-Connect | | | CLOAC | PE1JJ | 2.37 | 20.94 | 15.23 | 7.40 | 5.93 | | | | | |
| | Adjacent Collocation - 4-Fiber Cross-Connect | | | CLOAC | PE1JK | 4.53 | 25.61 | 19.90 | 9.73 | 8.26 | | | | | |
| | Adjacent Collocation - Application Fee | | | CLOAC | PE1JB | | 1,580.20 | | | | | | | | |
| | Adjacent Collocation - 120V, Single Phase Standby Power Rate per AC Breaker Amp | | | CLOAC | PE1JL | 5.67 | | | | | | | | | |
| | Adjacent Collocation - 240V, Single Phase Standby Power Rate per AC Breaker Amp | | | CLOAC | PE1JM | 11.36 | | | | | | | | | |
| | Adjacent Collocation - 120V, Three Phase Standby Power Rate per AC Breaker Amp | | | CLOAC | PE1JN | 17.03 | | | | | | | | | |
| | Adjacent Collocation - 277V, Three Phase Standby Power Rate per AC Breaker Amp | | | CLOAC | PE1JO | 39.33 | | | | | | | | | |
| Note: Rates displaying an "I" in Interim column are interim as a result of a Commission order. | | | | | | | | | | | | | | | |

| COLLOCATION - Tennessee | | | | | | | | | | | Attachment: 4 Exh B | | | | | | | | | |
|-------------------------|---|---|--|--|--|---------|------|--|-------|-----------|---------------------|-------|-------------------------------|----------------------------------|--------------------------------------|--|--|---|---|--|
| CATEGORY | RATE ELEMENTS | | | | | Interim | Zone | BCS | USOC | RATES(\$) | | | | Svc Order Submitted Elec per LSR | Svc Order Submitted Manually per LSR | Incremental Charge - Manual Svc Order vs. Electronic-1st | Incremental Charge - Manual Svc Order vs. Electronic-Add'l | Incremental Charge - Manual Svc Order vs. Electronic-Disc 1st | Incremental Charge - Manual Svc Order vs. Electronic-Disc Add'l | |
| | | | | | | | | | | Rec | Nonrecurring First | Add'l | Nonrecurring Disconnect First | Add'l | SOME C | SOMAN | SOMAN | SOMAN | SOMAN | |
| PHYSICAL COLLOCATION | | | | | | | | | | | | | | | | | | | | |
| | Application | | | | | | | | | | | | | | | | | | | |
| | | Physical Collocation - Initial Application Fee | | | | | | CLO | PE1BA | | 1,285.98 | | | | | | | | | |
| | | Physical Collocation - Subsequent Application Fee | | | | | | CLO | PE1CA | | 1,085.48 | | | | | | | | | |
| | | Physical Collocation - Co-Carrier Cross Connects/Direct Connect, Application Fee, per application | | | | | | CLO | PE1DT | | 585.09 | | | | | | | | | |
| | | Physical Collocation - Power Reconfiguration Only, Application Fee | | | | | | CLO | PE1PR | | 400.10 | | | | | | | | | |
| | | Physical Collocation Administrative Only - Application Fee | | | | | | CLO | PE1BL | | 743.25 | | | | | | | | | |
| | Space Preparation | | | | | | | | | | | | | | | | | | | |
| | | Physical Collocation - Floor Space, per sq feet | | | | | | CLO | PE1PJ | | 5.94 | | | | | | | | | |
| | | Physical Collocation - Space Enclosure, welded wire, first 50 square feet | | | | | | CLO | PE1BX | | 197.09 | | | | | | | | | |
| | | Physical Collocation - Space enclosure, welded wire, first 100 square feet | | | | | | CLO | PE1BW | | 218.53 | | | | | | | | | |
| | | Physical Collocation - Space enclosure, welded wire, each additional 50 square feet | | | | | | CLO | PE1CW | | 21.44 | | | | | | | | | |
| | | Physical Collocation - Space Preparation - C.O. Modification per square ft. | | | | | | CLO | PE1SK | | 2.74 | | | | | | | | | |
| | | Physical Collocation - Space Preparation, Common Systems Modifications-Cageless, per square foot | | | | | | CLO | PE1SL | | 2.95 | | | | | | | | | |
| | | Physical Collocation - Space Preparation - Common Systems Modifications-Caged, per cage | | | | | | CLO | PE1SM | | 100.14 | | | | | | | | | |
| | | Physical Collocation - Space Preparation - Firm Order Processing | | | | | | CLO | PE1SJ | | 1,204.00 | | | | | | | | | |
| | | Physical Collocation - Space Availability Report, per Central Office Requested | | | | I | | CLO | PE1SR | | 2,027.00 | | | | | | | | | |
| | Power | | | | | | | | | | | | | | | | | | | |
| | | Physical Collocation - Power, -48V DC Power - per Fused Amp Requested | | | | | | CLO | PE1PL | | 8.87 | | | | | | | | | |
| | | Physical Collocation - Power, 120V AC Power, Single Phase, per Breaker Amp | | | | | | CLO | PE1FB | | 5.60 | | | | | | | | | |
| | | Physical Collocation - Power, 240V AC Power, Single Phase, per Breaker Amp | | | | | | CLO | PE1FD | | 11.22 | | | | | | | | | |
| | | Physical Collocation - Power, 120V AC Power, Three Phase, per Breaker Amp | | | | | | CLO | PE1FE | | 16.82 | | | | | | | | | |
| | | Physical Collocation - Power, 277V AC Power, Three Phase, per Breaker Amp | | | | | | CLO | PE1FG | | 38.84 | | | | | | | | | |
| | Cross Connects (Cross Connects, Co-Carrier Cross Connects, and Ports) | | | | | | | | | | | | | | | | | | | |
| | | Physical Collocation - 2-wire cross-connect, loop, provisioning | | | | | | UEANL,UEQ, UNCNX, UEA, UCL, UAL, UHL, UDN, UNCVX | PE1P2 | | 0.033 | 33.82 | 31.92 | | | | | | | |
| | | Physical Collocation - 4-wire cross-connect, loop, provisioning | | | | | | UEA, UHL, UNCVX, UNCDX, UCL, UDL | PE1P4 | | 0.066 | 33.94 | 31.95 | | | | | | | |
| | | Physical Collocation -DS1 Cross-Connect for Physical Collocation, provisioning | | | | | | WDS1L, WDS1S, UXTD1, ULDD1, USLEL, UNLD1, U1TD1, UNC1X, UEPSR, UEPSB, UEPSE, UEPSP, USL, UEPEX, UEPEX, UEPEX | PE1P1 | | 1.51 | 53.27 | 40.16 | | | | | | | |

COLLOCATION - Tennessee

| CATEGORY | | RATE ELEMENTS | Interi m | Zone | BCS | USOC | RATES(\$) | | | | | Svc Order Submitted Elec per LSR | Svc Order Submitted Manually per LSR | Incremental Charge - Manual Svc Order vs. Electronic- 1st | Incremental Charge - Manual Svc Order vs. Electronic- Add'l | Incremental Charge - Manual Svc Order vs. Electronic- Disc 1st | Incremental Charge - Manual Svc Order vs. Electronic- Disc Add'l |
|---|---------------------|--|-------------|------|--|-------|-----------|-----------------------|-------|----------------------------------|-------|---|---|--|--|---|---|
| | | | | | | | Rec | Nonrecurring First | Add'l | Nonrecurring Disconnect First | Add'l | OSS Rates(\$) | | | | | |
| | | | | | | | | | | | | SOME C | SOMAN | SOMAN | SOMAN | SOMAN | SOMAN |
| | | Physical Collocation - Cable Records, Fiber Cable, per cable record (maximum 99 records) | | | CLO | PE1CB | | 279.42 | | | | | | | | | |
| | | Physical Collocation, Cable Records,CAT5/RJ45 | | | CLO | PE1C5 | | 8.45 | | | | | | | | | |
| | Virtual to Physical | | | | | | | | | | | | | | | | |
| | | Physical Collocation - Virtual to Physical Collocation Relocation, per Voice Grade Circuit | | | CLO | PE1BV | | 33.00 | | | | | | | | | |
| | | Physical Collocation - Virtual to Physical Collocation Relocation, per DSO Circuit | | | CLO | PE1BO | | 33.00 | | | | | | | | | |
| | | Physical Collocation - Virtual to Physical Collocation Relocation, per DS1 Circuit | | | CLO | PE1B1 | | 52.00 | | | | | | | | | |
| | | Physical Collocation - Virtual to Physical Collocation Relocation, per DS3 Circuit | | | CLO | PE1B3 | | 52.00 | | | | | | | | | |
| | | Physical Collocation - Virtual to Physical Collocation In-Place, Per Voice Grade Circuit | | | CLO | PE1BR | | 21.11 | | | | | | | | | |
| | | Physical Collocation Virtual to Physical Collocation In-Place, Per DSO Circuit | | | CLO | PE1BP | | 21.11 | | | | | | | | | |
| | | Physical Collocation - Virtual to Physical Collocation In-Place, Per DS1 Circuit | | | CLO | PE1BS | | 30.69 | | | | | | | | | |
| | | Physical Collocation - Virtual to Physical Collocation In-Place, per DS3 Circuit | | | CLO | PE1BE | | 30.69 | | | | | | | | | |
| | Entrance Cable | | | | | | | | | | | | | | | | |
| | | Physical Collocation - Fiber Cable Support Structure, per Entrance Cable | | | CLO | PE1PM | 19.80 | | | | | | | | | | |
| | | Physical Collocation - Fiber Entrance Cable per Cable (CO manhole to vault splice) | | | CLO | PE1EC | | 1,071.00 | | 43.10 | | | | | | | |
| | | Physical Collocation - Fiber Entrance Cable Installation, per Fiber | | | CLO | PE1ED | | 7.29 | | | | | | | | | |
| VIRTUAL COLLOCATION | | | | | | | | | | | | | | | | | |
| | Application | | | | | | | | | | | | | | | | |
| | | Virtual Collocation - Application Fee | | | AMTFS | EAF | | 2,633.00 | | | | | | 2.07 | 2.81 | 0.67 | 1.41 |
| | | Virtual Collocation - Co-Carrier Cross Connects/Direct Connect, Application Fee, per application | | | AMTFS | VE1CA | | 585.09 | | | | | | | | | |
| | | Virtual Collocation Administrative Only - Application Fee | | | AMTFS | VE1AF | | 743.25 | | | | | | | | | |
| | Space Preparation | | | | | | | | | | | | | | | | |
| | | Virtual Collocation - Floor Space, per sq. ft. | | | AMTFS | ESPVX | 3.91 | | | | | | | | | | |
| | Power | | | | | | | | | | | | | | | | |
| | | Virtual Collocation - Power, per fused amp | | | AMTFS | ESPAX | 6.79 | | | | | | | | | | |
| Cross Connects (Cross Connects, Co-Carrier Cross Connects, and Ports) | | | | | | | | | | | | | | | | | |
| | | Virtual Collocation - 2-wire cross-connect, loop, provisioning | | | UEANL, UEA, UDN, UAL, UHL, UCL, UEQ, UNCVX, UNCDX, UNCNCX | UEAC2 | 0.57 | 11.62 | 9.90 | 10.38 | 8.66 | | 2.07 | 2.81 | 0.67 | 1.41 | |
| | | Virtual Collocation - 4-wire cross-connect, loop, provisioning | | | UEA, UHL, UCL, UDL, UNCVX, UNCDX | UEAC4 | 0.57 | 11.81 | 10.04 | 10.44 | 8.67 | | 2.07 | 2.81 | 0.67 | 1.41 | |
| | | Virtual collocation - Special Access & UNE, cross-connect per DS1 | | | ULR, UXTD1, UNC1X, ULDD1, U1TD1, USLEL, UNLD1, USL, UEPEX, UEPDX | CNC1X | 1.32 | 32.22 | 17.76 | 10.46 | 8.75 | | 2.07 | 2.81 | 0.67 | 1.41 | |
| | | Virtual collocation - Special Access & UNE, cross-connect per DS3 | | | USL, UE3, U1TD3, UXTS1, UXTD3, UNC3X, UNCSX, ULDD3, U1TS1, ULDS1, UDLSX, UNLD3 | CND3X | 12.32 | 29.97 | 16.30 | 12.03 | 8.99 | | 2.07 | 2.81 | 0.67 | 1.41 | |

| COLLOCATION - Tennessee | | | | | | | | | | | Attachment: 4 Exh B | | | | | |
|--------------------------------|----------------------------------|---|-------------|------|--|-------|-----------|-----------------------|-------|----------------------------------|---|---|--|--|---|---|
| CATEGORY | | RATE ELEMENTS | Interi m | Zone | BCS | USOC | RATES(\$) | | | | Svc Order Submitted Elec per LSR | Svc Order Submitted Manually per LSR | Incremental Charge - Manual Svc Order vs. Electronic- 1st | Incremental Charge - Manual Svc Order vs. Electronic- Add'l | Incremental Charge - Manual Svc Order vs. Electronic- Disc 1st | Incremental Charge - Manual Svc Order vs. Electronic- Disc Add'l |
| | | | | | | | Rec | Nonrecurring First | Add'l | Nonrecurring Disconnect First | Add'l | OSS Rates(\$) | | | | |
| | | | | | | | | | | | | SOMECD | SOMAN | SOMAN | SOMAN | SOMAN |
| | | Virtual Collocation - 2-Fiber Cross Connects | | | UDL12, UDLO3, U1T48, U1T12, U1TO3, ULDO3, ULD12, ULD48, UDF | CNC2F | 3.03 | 41.56 | 29.82 | 12.96 | 10.34 | | | 2.69 | 2.69 | 1.56 |
| | | Virtual Collocation - 4-Fiber Cross Connects | | | UDL12, UDLO3, U1T48, U1T12, U1TO3, ULDO3, ULD12, ULD48, UDF | CNC4F | 6.06 | 50.53 | 38.78 | 16.97 | 14.35 | | | 2.69 | 2.69 | 1.56 |
| | | Virtual Collocation - Co-Carrier Cross Connects/Direct Connect - Fiber Cable Support Structure, per linear foot, per cable | | | AMTFS | VE1CB | 0.0013 | | | | | | | | | |
| | | Virtual Collocation - Co-Carrier Cross Connects/Direct Connect - Copper/Coax Cable Support Structure, per linear foot, per cable | | | AMTFS | VE1CD | 0.0019 | | | | | | | | | |
| | | Virtual Collocation 2-Wire Cross Connect, Port | | | UEPSX, UEPSB, UEPSE, UEPSP, UEPSR, UEP2C | VE1R2 | 0.57 | 11.62 | 9.90 | 10.38 | 8.66 | | | 20.35 | 10.54 | 13.32 |
| | | Virtual Collocation 4-Wire Cross Connect, Port | | | UEPDD, UEPEX | VE1R4 | 0.57 | 11.81 | 10.04 | 10.44 | 8.67 | | | 20.35 | 10.54 | 13.32 |
| | CFA | Virtual Collocation - CFA Information Resend Request, per Premises, per Arrangement, per request | | | AMTFS | VE1QR | | 77.67 | | | | | | | | |
| | Cable Records | | | | | | | | | | | | | | | |
| | | Virtual Collocation Cable Records - per request | | | AMTFS | VE1BA | | 1,711.00 | | | | | | | | |
| | | Virtual Collocation Cable Records - VG/DS0 Cable, per cable record | | | AMTFS | VE1BB | | 925.06 | | | | | | | | |
| | | Virtual Collocation Cable Records - VG/DS0 Cable, per each 100 pair | | | AMTFS | VE1BC | | 18.05 | | | | | | | | |
| | | Virtual Collocation Cable Records - DS1, per T1TIE | | | AMTFS | VE1BD | | 8.45 | | | | | | | | |
| | | Virtual Collocation Cable Records - DS3, per T3TIE | | | AMTFS | VE1BE | | 29.57 | | | | | | | | |
| | | Virtual Collocation Cable Records - Fiber Cable, per 99 fiber records | | | AMTFS | VE1BF | | 279.42 | | | | | | | | |
| | | Virtual Collocation Cable Records - CAT 5/RJ45 | | | AMTFS | VE1B5 | | 8.45 | | | | | | | | |
| | Security | | | | | | | | | | | | | | | |
| | | Virtual collocation - Security escort, basic time, normally scheduled work hours | | | AMTFS | SPTBX | | 33.15 | 20.44 | | | | | 2.07 | 2.81 | 0.67 |
| | | Virtual collocation - Security escort, overtime, outside of normally scheduled work hours on a normal working day | | | AMTFS | SPTOX | | 41.50 | 25.61 | | | | | 2.07 | 2.81 | 0.67 |
| | | Virtual collocation - Security escort, premium time, outside of a scheduled work day | | | AMTFS | SPTPX | | 49.86 | 30.79 | | | | | 2.07 | 2.81 | 0.67 |
| | Maintenance | | | | | | | | | | | | | | | |
| | | Virtual collocation - Maintenance in CO - Basic, per half hour | | | AMTFS | CTRLX | | 30.64 | | | | | | 2.07 | 2.81 | 0.67 |
| | | Virtual collocation - Maintenance in CO - Overtime, per half hour | | | AMTFS | SPTOM | | 35.77 | | | | | | 2.07 | 2.81 | 0.67 |
| | | Virtual collocation - Maintenance in CO - Premium per half hour | | | AMTFS | SPTPM | | 40.90 | | | | | | 2.07 | 2.81 | 0.67 |
| | Entrance Cable | | | | | | | | | | | | | | | |
| | | Virtual Collocation - Cable Installation Charge, per cable | | | AMTFS | ESPCX | | 1,749.00 | | | | | | 2.07 | 2.81 | 0.67 |
| | | Virtual Collocation - Cable Support Structure, per cable | | | AMTFS | ESPSX | 17.87 | | | | | | | | | |
| COLLOCATION IN THE REMOTE SITE | | | | | | | | | | | | | | | | |
| | Physical Remote Site Collocation | | | | | | | | | | | | | | | |
| | | Physical Collocation in the Remote Site - Application Fee | | | CLORS | PE1RA | | 580.20 | | 312.76 | | | | | | |
| | | Cabinet Space in the Remote Site per Bay/ Rack | | | CLORS | PE1RB | 220.41 | | | | | | | | | |
| | | Physical Collocation in the Remote Site - Security Access - Key | | | CLORS | PE1RD | | 24.69 | | | | | | | | |
| | | Physical Collocation in the Remote Site - Space Availability Report per Premises Requested | | | CLORS | PE1SR | | 218.49 | | | | | | | | |

COLLOCATION - Tennessee

| CATEGORY | RATE ELEMENTS | Interim | Zone | BCS | USOC | RATES(\$) | | | | | Svc Order Submitted Elec per LSR | Svc Order Submitted Manually per LSR | Incremental Charge - Manual Svc Order vs. Electronic-1st | Incremental Charge - Manual Svc Order vs. Electronic-Add'l | Incremental Charge - Manual Svc Order vs. Electronic-Disc 1st | Incremental Charge - Manual Svc Order vs. Electronic-Disc Add'l |
|---|--|---------|------|----------------------------------|-------|-----------|--------------------|--------|-------------------------------|-------|----------------------------------|--------------------------------------|--|--|---|---|
| | | | | | | Rec | Nonrecurring First | Add'l | Nonrecurring Disconnect First | Add'l | SOME C | SOMAN | SOMAN | SOMAN | SOMAN | SOMAN |
| | Physical Collocation in the Remote Site - Remote Site CLLI Code Request, per CLLI Code Requested | | | CLORS | PE1RE | | 70.81 | | | | | | | | | |
| | Remote Site DLEC Data (BRSDD), per Compact Disk, per CO | | | CLORS | PE1RR | | 234.15 | | | | | | | | | |
| | Physical Collocation - Security Escort for Basic Time - normally scheduled work, per half hour | | | CLORS | PE1BT | | 33.91 | 21.49 | | | | | | | | |
| | Physical Collocation - Security Escort for Overtime - outside of normally scheduled working hours on a scheduled work day, per half hour | | | CLORS | PE1OT | | 44.17 | 27.76 | | | | | | | | |
| | Physical Collocation - Security Escort for Premium Time - outside of scheduled work day, per half hour | | | CLORS | PE1PT | | 54.42 | 34.02 | | | | | | | | |
| | Adjacent Remote Site Collocation | | | | | | | | | | | | | | | |
| | Remote Site-Adjacent Collocation-Application Fee | | | CLORS | PE1RU | | 755.62 | 755.62 | | | | | | | | |
| | Remote Site-Adjacent Collocation - Real Estate, per square foot | | | CLORS | PE1RT | 0.134 | | | | | | | | | | |
| | Remote Site-Adjacent Collocation - AC Power, per breaker amp | | | CLORS | PE1RS | 6.27 | | | | | | | | | | |
| NOTE: If Security Escort and/or Add'l Engineering Fees become necessary for adjacent remote site collocation, the Parties will negotiate appropriate rates. | | | | | | | | | | | | | | | | |
| | Virtual Remote Site Collocation | | | | | | | | | | | | | | | |
| | Virtual Collocation in the Remote Site - Application Fee | | | VE1RS | VE1RB | | 580.20 | | 312.76 | | | | | | | |
| | Virtual Collocation in the Remote Site - Per Bay/Rack of Space | | | VE1RS | VE1RC | 220.41 | | | | | | | | | | |
| | Virtual Collocation in the Remote Site - Space Availability Report per Premises requested | | | VE1RS | VE1RR | | 218.49 | | | | | | | | | |
| | Virtual Collocation in the Remote Site - Remote Site CLLI Code Request, per CLLI Code Requested | | | VE1RS | VE1RL | | 70.81 | | | | | | | | | |
| ADJACENT COLLOCATION | | | | | | | | | | | | | | | | |
| | Adjacent Collocation - Space Charge per Sq. Ft. | | | CLOAC | PE1JA | 0.0656 | | | | | | | | | | |
| | Adjacent Collocation - Electrical Facility Charge per Linear Ft. | | | CLOAC | PE1JC | 5.53 | | | | | | | | | | |
| | Adjacent Collocation - 2-Wire Cross-Connects | | | UEANL,UEQ,UEA,UCL, UAL, UHL, UDN | PE1JE | 0.34 | 11.12 | 10.18 | 11.33 | 10.23 | | | 1.77 | 1.77 | 1.12 | 1.12 |
| | Adjacent Collocation - 4-Wire Cross-Connects | | | UEA,UHL,UDL,UCL | PE1JF | 0.33 | 11.30 | 10.31 | 11.62 | 10.44 | | | 1.77 | 1.77 | 1.12 | 1.12 |
| | Adjacent Collocation - DS1 Cross-Connects | | | USL | PE1JG | 1.70 | 28.39 | 16.88 | 11.65 | 10.54 | | | 1.77 | 1.77 | 1.12 | 1.12 |
| | Adjacent Collocation - DS3 Cross-Connects | | | UE3 | PE1JH | 19.03 | 26.23 | 15.51 | 13.40 | 10.77 | | | 1.77 | 1.77 | 1.12 | 1.12 |
| | Adjacent Collocation - 2-Fiber Cross-Connect | | | CLOAC | PE1JJ | 3.49 | 26.23 | 15.51 | 13.41 | 10.78 | | | 1.77 | 1.77 | 1.12 | 1.12 |
| | Adjacent Collocation - 4-Fiber Cross-Connect | | | CLOAC | PE1JK | 6.50 | 29.75 | 19.02 | 17.60 | 14.97 | | | 1.77 | 1.77 | 1.12 | 1.12 |
| | Adjacent Collocation - Application Fee | | | CLOAC | PE1JB | | 2,973.00 | | 0.95 | | | | 0.00 | 0.00 | 0.00 | 0.00 |
| | Adjacent Collocation - 120V, Single Phase Standby Power Rate per AC Breaker Amp | | | CLOAC | PE1JL | 5.81 | | | | | | | | | | |
| | Adjacent Collocation - 240V, Single Phase Standby Power Rate per AC Breaker Amp | | | CLOAC | PE1JM | 11.64 | | | | | | | | | | |
| | Adjacent Collocation - 120V, Three Phase Standby Power Rate per AC Breaker Amp | | | CLOAC | PE1JN | 17.45 | | | | | | | | | | |
| | Adjacent Collocation - 277V, Three Phase Standby Power Rate per AC Breaker Amp | | | CLOAC | PE1JO | 40.30 | | | | | | | | | | |
| Note: Rates displaying an "I" in Interim column are interim as a result of a Commission order. | | | | | | | | | | | | | | | | |

Attachment 5

Access to Numbers and Number Portability

TABLE OF CONTENTS

| | |
|---|----------|
| 1. Non-Discriminatory Access to Telephone Numbers..... | 3 |
| 2. Local Number Portability | 4 |
| 3. Service Order Charges | 5 |
| 4. LNP In Conjunction with Local Switching..... | 5 |

ACCESS TO NUMBERS AND NUMBER PORTABILITY

1. Non-Discriminatory Access to Telephone Numbers

- 1.1 During the term of this Agreement, where Megagate is utilizing its own switch, Megagate shall contact the North American Numbering Plan Administrator (NANPA), or, where applicable, the relevant Number Pool Administrator for the assignment of numbering resources.
- 1.2 Where BellSouth provides local switching or resold services to Megagate, BellSouth will provide Megagate with online access to available telephone numbers as defined by applicable FCC rules and regulations on a first come first served basis. Megagate acknowledges that such access to numbers shall be in accordance with the appropriate FCC rules and regulations. Megagate may designate up to a forecasted six (6) months supply of available numbers as intermediate (an available number provided to Megagate) telephone numbers per rate center if the following conditions are met:
 - 1.2.1 Megagate must: (1) indicate that all of the intermediate numbers currently held by Megagate in each rate center where Megagate will be requesting intermediate telephone numbers have six (6) or less months to exhaust; (2) supply projected monthly telephone number demand on a rate center basis for the coming twelve (12) months for each rate center where Megagate will be requesting intermediate telephone numbers; and, (3) demonstrate that the utilization level on current intermediate numbers held by Megagate in the rate center where Megagate is requesting telephone numbers has reached at least seventy-five percent (75%).
 - 1.2.2 The above information will be provided by Megagate by submitting to BellSouth a fully completed "CO Code Assignments Months To Exhaust Certification Worksheet – TN Level" (MTE Worksheet), Appendix B to the Central Office Code (NXX) Assignments Guidelines, INC 95-0407-008 for each rate center where Megagate will be requesting intermediate telephone numbers. The utilization level is calculated by dividing all intermediate numbers currently assigned by Megagate to customers by the total number of intermediate numbers held by Megagate in the rate center and multiplying the result by one hundred (100).
 - 1.2.3 If fulfilling Megagate's request for intermediate numbers results in BellSouth having to submit a request for additional telephone numbers to a national numbering administrator (either NANPA CO Code Administration or NeuStar Pooling Administration or their successors), BellSouth will submit the required numbering request to the national numbering administrator to satisfy Megagate's request for intermediate numbers. BellSouth will also pursue all appropriate steps

(including submitting a safety valve request (petition) to the appropriate Commission if the numbering request is denied by the national administrator) to satisfy Megagate's request for intermediate numbers. In these cases, BellSouth is not obligated to fulfill the request by Megagate for intermediate numbers unless, and until, BellSouth's request for additional numbering resources is granted.

- 1.2.4 Megagate agrees to supply supporting information for any numbering request and/or safety valve request that BellSouth files pursuant to Section 1.2.3 above.
- 1.3 Megagate acknowledges that there may be instances where there is an industry shortage of available telephone numbers in a number plan area (NPA). These instances occur where a jeopardy status has been declared by NANPA and the industry has determined that limiting the assignment of new numbers is the appropriate method to employ until the jeopardy can be alleviated. In such NPA jeopardy situations where assignment of new numbers is restricted per the jeopardy guidelines developed by the industry, BellSouth may request that Megagate cancel all or a portion of its unassigned intermediate numbers. Megagate's consent to BellSouth's request shall not be unreasonably withheld.

2. Local Number Portability

- 2.1 The Parties will offer LNP in accordance with rules, regulations and guidelines adopted by the Commission, the FCC and industry fora.
- 2.2 Service Management System (SMS) Administration. The Parties will work cooperatively with other local service providers to establish and maintain contracts for the LNP SMS.
- 2.3 Network Architecture. The Parties agree to adhere to applicable FCC rules and orders governing LNP network architecture.
- 2.4 Signaling. In connection with LNP, each Party agrees to use SS7 signaling in accordance with applicable FCC rules and orders.
- 2.5 N-1 Query. The Parties agree to adhere to applicable FCC rules and orders governing LNP N-1 queries.
- 2.6 Porting of Reserved Numbers and Suspended Lines. Customers of each Party may port numbers, via LNP, that are in a denied state or that are on suspend status. In addition, customers of each Party may port reserved numbers that the customer has paid to reserve. Portable reserved numbers are identified on the Customer Service Record (CSR). In anticipation of porting from one Party to the other Party, a Party's customer may reserve additional telephone numbers and include them with the numbers that are subsequently ported to the other Party. It is not necessary to restore a denied number before it is ported.
- 2.7 Splitting of Number Groups. The Parties shall permit blocks of subscriber numbers (including, but not limited to, Direct Inward Dial (DID) numbers and

MultiServ groups) to be split in connection with an LNP request. BellSouth and Megagate shall permit customers who port a portion of DID numbers to retain DID service on the remaining portion of numbers. If a Party requests porting a range of DID numbers smaller than a whole block, that Party shall pay the applicable charges for doing so as set forth in Attachment 2. In the event no rate is set forth in Attachment 2, then the Parties shall negotiate a rate for such services.

- 2.8 The Parties will set Location Routing Number (LRN) unconditional or ten (10) digit triggers where applicable. Where triggers are set, the porting Party will remove the ported number at the same time the trigger is removed.
- 2.9 A trigger order is a service order issued in advance of the porting of a number. A trigger order 1) initiates call queries to the AIN SS7 network in advance of the number being ported; and 2) provides for the new service provider to be in control of when a number ports.
- 2.10 Where triggers are not set, the Parties shall coordinate the porting of the number between service providers so as to minimize service interruptions to the customer.
- 2.11 BellSouth and Megagate will work cooperatively to implement changes to LNP process flows ordered by the FCC or as recommended by standard industry foras addressing LNP.
- 2.12 Where Megagate utilizes BellSouth's LNP Query Service, BellSouth shall bill and Megagate shall pay the query charge associated with LNP Query Service as set forth in Attachment 2. To receive the LNP Query Service charge set forth in Attachment 2, Megagate shall fill out and submit the Interconnection data sheet for BellSouth LNP Query Service. The form can be obtained on BellSouth's Interconnection Web site under BellSouth LNP Query Service and click on forms. Once the form has been filled out and submitted the LNP Query charge will take effect on the approved date. This charge is not subject to the resale discount set forth in Attachment 1.

3. Service Order Charges

- 3.1 The terms, conditions and rates for OSS utilized in connection with LNP are as set forth in Attachment 6 and Exhibit A of Attachment 2.

4. LNP In Conjunction with Local Switching

- 4.1 Where Megagate purchases local switching from BellSouth, the Parties shall adhere to the following processes:
 - 4.1.1 When Megagate submits an LSR for services, if the telephone number associated with the services requested resides in a switch other than BellSouth's, then BellSouth will submit an LNP LSR to the appropriate switch owner. Megagate shall be responsible for reimbursing BellSouth for any costs or charges imposed on BellSouth by the switch owner resulting from the submission of the LNP LSR. In

addition, Megagate shall pay to BellSouth the manual service order charges or electronic service order charges as specified in Exhibit A of Attachment 2 for BellSouth's creation and submission of the LNP LSR to the appropriate switch owner.

- 4.1.2 Working telephone numbers, telephone numbers for which payment has been made to reserve and telephone numbers that are in a denied state (but not disconnected) or suspended status may be subject to porting.

Attachment 6
Pre-Ordering, Ordering, Provisioning,
Maintenance and Repair

TABLE OF CONTENTS

| | |
|---|----------|
| 1. Quality of Pre-Ordering, Ordering, Provisioning, Maintenance and Repair | 3 |
| 2. Access to Operations Support Systems..... | 3 |
| 3. Miscellaneous..... | 8 |

PRE-ORDERING, ORDERING, PROVISIONING, MAINTENANCE AND REPAIR

1. Quality of Pre-Ordering, Ordering, Provisioning, Maintenance and Repair

- 1.1 BellSouth shall provide to Megagate nondiscriminatory access to its OSS and the necessary information contained therein in order that Megagate can perform the functions of pre-ordering, ordering, provisioning, maintenance and repair, and billing. BellSouth shall provide Megagate with all relevant documentation (manuals, user guides, specifications, etc.) regarding business rules and other formatting information as well as practices and procedures necessary to ensure requests are efficiently processed. All documentation will be readily accessible at BellSouth's Interconnection Web site. BellSouth shall ensure that its OSS are designed to accommodate requests for both current and projected demands of Megagate and other CLECs in the aggregate.

2. Access to Operations Support Systems

- 2.1 BellSouth shall provide to Megagate nondiscriminatory access to its OSS and the necessary information contained therein in order that Megagate can perform the functions of pre-ordering, ordering, provisioning, maintenance and repair, and billing. BellSouth shall provide nondiscriminatory access to the OSS through manual and/or electronic interfaces as described in this Attachment. It is the sole responsibility of Megagate to obtain the technical capability to access and utilize BellSouth's OSS interfaces. Specifications for Megagate's access and use of BellSouth's electronic interfaces are set forth at BellSouth's Interconnection Web site.

- 2.1.1 Megagate agrees to comply with the provisions of the OSS Interconnection Volume Guidelines as set forth at BellSouth's Interconnection Web site.

2.2 Pre-Ordering

- 2.2.1 BellSouth will provide electronic access to its OSS and the information contained therein in order that Megagate can perform the following pre-ordering functions: service address validation, telephone number selection, service and feature availability, due date information, customer record information and loop makeup information. Mechanized access is provided by electronic interfaces whose specifications for access and use are set forth at BellSouth's Interconnection Web site. The process by which the Parties will manage these electronic interfaces to include the development and introduction of new interfaces will be governed by the change management process as described in Section 2.7 below.

- 2.2.2 BellSouth shall provide to Megagate electronic access to customer service record information in accordance with the applicable performance intervals referenced in Attachment 9. If electronic access is not available, BellSouth shall provide to Megagate such information within twenty-four (24) hours. Megagate shall provide to BellSouth access to customer record information, including circuit numbers associated with each telephone number where applicable. Megagate shall provide such information within four (4) hours after request via electronic access where available. If electronic access is not available, Megagate shall provide to BellSouth paper copies of customer record information, including circuit numbers associated with each telephone number where applicable. Megagate shall provide to BellSouth such customer service records within twenty-four (24) hours of a valid request, exclusive of Saturdays, Sundays and holidays.
- 2.2.3 The Parties agree not to view, copy, or otherwise obtain access to the customer record information of any customer without that customer's permission. Megagate will obtain access to customer record information only in strict compliance with applicable laws, rules, or regulations of the state in which the service is provided. BellSouth reserves the right to audit Megagate's access to customer record information. If BellSouth has reason to believe, through its audit or by any other means, that Megagate is accessing customer record information without having obtained the proper customer authorization, BellSouth upon reasonable notice to Megagate may take corrective action, including but not limited to suspending or terminating Megagate's access to BellSouth's pre-ordering and ordering OSS, and the provisioning of pending and existing services.
- 2.3 Ordering
- 2.3.1 BellSouth will make available to Megagate electronic interfaces for the purpose of exchanging order information, including order status and completion notification, for non-complex and certain complex resale requests and certain network elements. Specifications for access and use of BellSouth's electronic interfaces are set forth at BellSouth's Interconnection Web site. The process by which the Parties will manage these electronic interfaces to include the development and introduction of new interfaces will be governed by the change management process as described in Section 2.7 below.
- 2.3.2 Megagate shall place orders for services by submitting a LSR to BellSouth. BellSouth shall bill Megagate an electronic service order charge at the rate set forth in the applicable Attachment to this Agreement for each LSR submitted by means of an electronic interface. BellSouth shall bill Megagate a manual service order charge at the rate set forth in the applicable Attachment to this Agreement for each LSR submitted by means other than the electronic Interfaces (e.g., mail, fax, courier, etc.). An individual LSR will be identified for billing purposes by its PON.

- 2.3.2.1 Megagate may submit an LSR to request that a customer's service be temporarily suspended, denied, or restored. Alternatively, Megagate may submit a list of such customers if Megagate provides a separate PON for each location on the list. BellSouth will bill an electronic or manual service order charge for each location.
- 2.3.2.2 BellSouth will bill the electronic or manual service order charge, as applicable, for an LSR, regardless of whether that LSR is later supplemented, clarified or cancelled.
- 2.3.2.3 Notwithstanding the foregoing, BellSouth will not bill an additional electronic or manual service order charge for supplements to any LSR submitted to clarify, correct, change or cancel a previously submitted LSR.
- 2.3.2.4 BellSouth shall return a Firm Order Confirmation (FOC) or LSR clarification in accordance with the applicable performance intervals referenced in Attachment 9. Megagate shall provide to BellSouth a FOC within twenty-four (24) hours of the receipt from BellSouth of a complete and accurate LSR, exclusive of Saturdays, Sundays and holidays. Megagate shall provide to BellSouth an LSR clarification within twenty-four (24) hours of the receipt from BellSouth of an incomplete and inaccurate LSR, exclusive of Saturdays, Sundays and holidays.
- 2.4 Provisioning
 - 2.4.1 BellSouth shall provision services during its regular working hours. To the extent Megagate requests provisioning of service to be performed outside BellSouth's regular working hours, or the work so requested requires BellSouth's technicians or project managers to work outside of regular working hours, overtime charges set forth in BellSouth's intrastate Access Services Tariff, Section E13.2, shall apply. Notwithstanding the foregoing, if such work is performed outside of regular working hours by a BellSouth technician or project manager during his or her scheduled shift and BellSouth does not incur any overtime charges in performing the work on behalf of Megagate, BellSouth will not assess Megagate additional charges beyond the rates and charges specified in this Agreement.
 - 2.4.2 In the event BellSouth must dispatch to the customer's location more than once due to incorrect or incomplete information provided by Megagate (e.g., incomplete address, incorrect contact name/number, etc.), BellSouth will bill Megagate for each additional dispatch required to provision the circuit due to the incorrect/incomplete information provided. BellSouth will assess the applicable Maintenance of Service rates from BellSouth's FCC No. 1 Tariff, Section 13.3.1.
 - 2.4.3 Cancellation Charges. If Megagate cancels an LSR for network elements or resold services subsequent to BellSouth's generation of a service order, any costs incurred by BellSouth in conjunction with provisioning of Services as requested on the cancelled LSR will be recovered in accordance with the cancellation methodology set forth in the Cancellation Charge Percentage Chart found on BellSouth's

Interconnection Web site. In addition, BellSouth reserves the right to assess cancellation charges if Megagate fails to respond within nine (9) business days to a Missed Appointment order notification.

2.4.3.1 Notwithstanding the foregoing, if Megagate places an LSR based upon BellSouth's loop makeup information, and such information is inaccurate resulting in the inability of BellSouth to provision the network elements requested and another spare compatible facility cannot be found with the transmission characteristics of the network elements originally requested, cancellation charges described in this Section shall not apply. Where Megagate places a single LSR for multiple network elements or services based upon loop makeup information, and information as to some, but not all, of the network elements or services is inaccurate, if BellSouth cannot provision the network elements or services that were the subject of the inaccurate loop makeup information, Megagate may cancel its request for those network elements or services without incurring cancellation charges as described in this Section. In such instance, should Megagate elect to cancel the entire LSR, cancellation charges as described in this Section shall apply to those elements and services that were not the subject of inaccurate loop makeup.

2.4.4 Service Date Advancement Charges (Expedites). For Service Date Advancement requests by Megagate, Service Date Advancement charges will apply for intervals less than the standard interval as outlined in the BellSouth Product and Services Interval Guide. The charges are as set forth in Exhibit A of Attachment 2.

2.4.5 Order Modification Charges. If Megagate modifies an order after being sent a FOC from BellSouth, the Order Modification Charge (OMC) or Order Modification Charge Additional Dispatch (OMCAD) will be paid by Megagate in accordance with Exhibit A of Attachment 2.

2.5 Maintenance and Repair

2.5.1 BellSouth will make available to Megagate electronic interfaces for the purpose of reporting and monitoring service troubles. Specifications for access and use of BellSouth's maintenance and repair electronic interfaces are set forth at BellSouth's Interconnection Web site. The process by which the Parties will manage these electronic interfaces to include the development and introduction of new interfaces will be governed by the change management process as described in Section 2.7 below. Requests for trouble repair are billed in accordance with the provisions of this Agreement. BellSouth and Megagate agree to adhere to BellSouth's Operational Understanding. The Operational Understanding may be accessed via BellSouth's Interconnection Web site.

2.5.2 If Megagate reports a trouble on a BellSouth Network Element and no trouble is found in BellSouth's network, BellSouth will charge Megagate a Maintenance of Service Charge for any dispatching and testing (both inside and outside the CO)

required by BellSouth in order to confirm the working status. BellSouth will assess the Maintenance of Service rates as set forth in BellSouth's FCC No. 1 Tariff, Section 13.3.1.

- 2.5.2.1 In the event BellSouth must dispatch to the customer's location more than once due to incorrect or incomplete information provided by Megagate (e.g., incomplete address, incorrect contact name/number, etc.), BellSouth will bill Megagate for each additional dispatch required to repair the circuit due to the incorrect/incomplete information provided. BellSouth will assess the Maintenance of Service rates as set forth in BellSouth's FCC No. 1 Tariff, Section 13.3.1.
- 2.5.3 If Megagate reports a trouble on a or a resold service and no trouble is found in BellSouth's network, BellSouth will charge Megagate a Trouble Determination Charge or a Trouble Location Charge for any dispatching and testing (both inside and outside the CO) required by BellSouth in order to confirm the working status. BellSouth will assess the Trouble Determination Charge or Trouble Location Charge from the applicable BellSouth tariff.
- 2.5.3.1 In the event BellSouth must dispatch to the customer's location more than once due to incorrect or incomplete information provided by Megagate (e.g., incomplete address, incorrect contact name/number, etc.), BellSouth will bill Megagate for each additional dispatch required to repair the circuit due to the incorrect/incomplete information provided. BellSouth will assess the Trouble Determination Charge or Trouble Location Charge from the applicable BellSouth tariff.
- 2.6 Billing. BellSouth will provide Megagate nondiscriminatory access to billing information as specified in Attachment 7.
- 2.7 Change Management. The Parties agree that the collaborative change management process known as the Change Control Process (CCP) will be used to manage changes to existing interfaces, introduction of new interfaces and retirement of interfaces. The Parties agree to comply with the provisions of the documented CCP as may be amended from time to time and incorporated herein by reference. The change management process will cover changes to BellSouth's electronic interfaces, BellSouth's testing environment, associated manual process improvements, and relevant documentation. The process will define a procedure for resolution of change management disputes. Documentation of the CCP as well as related information and processes will be clearly organized and readily accessible to Megagate at BellSouth's Interconnection Web site.
- 2.8 Rates. Unless otherwise specified herein, charges for the use of BellSouth's OSS, and other charges applicable to pre-ordering, ordering, provisioning and maintenance and repair, shall be at the rates set forth in the applicable Attachment of this Agreement.

- 2.9 The Commissions in some states have ordered per element manual additive nonrecurring charges for Network Elements and Other Services ordered by means other than one of the interactive interfaces. These ordered Network Elements and Other Services manual additive nonrecurring charges will apply in these states, rather than the charge per LSR. The per element charges are listed in Exhibit A of Attachment 2.

3. Miscellaneous

- 3.1 Pending Orders. To the extent that Megagate submits an LSR with incomplete, incorrect or conflicting information, BellSouth will return the LSR to Megagate for clarification. Megagate shall respond to the request for clarification within thirty (30) days by submitting a supplemental LSR. If Megagate does not submit a supplement LSR within thirty (30) days, BellSouth will cancel the original LSR and Megagate shall be required to submit a new LSR, with a new PON.
- 3.2 Single Point of Contact. Megagate will be the single point of contact with BellSouth for ordering activity for network elements and other services used by Megagate to provide services to its customers, except that BellSouth may accept a request directly from another CLEC, or BellSouth, acting with authorization of the affected customer. Megagate and BellSouth shall each execute a blanket LOA with respect to customer requests so that prior proof of customer authorization will not be necessary with every request (except in the case of a local service freeze). The Parties shall each be entitled to adopt their own internal processes for verification of customer authorization for requests, provided, however, that such processes shall comply with applicable state and federal law and industry and regulatory guidelines. Pursuant to a request from another carrier, BellSouth may disconnect any network element being used by Megagate to provide service to that customer and may reuse such network elements or facilities to enable such other carrier to provide service to the customer. BellSouth will notify Megagate that such a request has been processed but will not be required to notify Megagate in advance of such processing.
- 3.2.1 Neither Party shall prevent or delay a customer from migrating to another carrier because of unpaid bills, denied service, or contract terms.
- 3.2.2 Use of Facilities. When a customer of Megagate elects to discontinue service and to transfer service to another local exchange carrier, including BellSouth, BellSouth shall have the right to reuse the facilities provided to Megagate by BellSouth. In addition, where BellSouth provides local switching, BellSouth may disconnect and reuse facilities when the facility is in a denied state and BellSouth has received a request to establish new service or transfer service from a customer or from a CLEC. BellSouth will notify Megagate that such a request has been processed after the disconnect order has been completed.

- 3.3 Contact Numbers. The Parties agree to provide one another with toll-free nation-wide (50 states) contact numbers for the purpose of ordering, provisioning and maintenance of services. Contact numbers for maintenance/repair of services shall be staffed twenty-four (24) hours per day, seven (7) days per week. BellSouth will close trouble tickets after making a reasonable effort to contact Megagate for authorization to close a ticket. BellSouth will place trouble tickets in delayed maintenance status after making a reasonable effort to contact Megagate to request additional information or to request authorization for additional work deemed necessary by BellSouth.
- 3.4 Subscription Functions. In cases where BellSouth performs subscription functions for an IXC (i.e., PIC and LPIC changes via Customer Account Record Exchange (CARE)), BellSouth will in all possible instances provide the affected IXCs with the OCN of the local provider for the purpose of obtaining customer billing account and other customer information required under subscription requirements.
- 3.4.1 When Megagate's customer, served by resale or loop and port combinations, changes its PIC or LPIC, and per BellSouth's FCC or state tariff the interexchange carrier elects to charge the customer the PIC or LPIC change charge, BellSouth will bill the PIC or LPIC change charge to Megagate, which has the billing relationship with that customer, and Megagate may pass such charge to the customer.

Attachment 7

Billing

TABLE OF CONTENTS

1. Payment and Billing Arrangements..... 3

2. Billing Disputes 12

3. RAO Hosting 12

Rates.....Exhibit A

BILLING

1. Payment and Billing Arrangements

The terms and conditions set forth in this Attachment shall apply to all services ordered and provisioned pursuant to this Agreement.

- 1.1 BellSouth will bill through the Carrier Access Billing System (CABS), Integrated Billing System (IBS) and/or the Customer Records Information Systems (CRIS) depending on the particular service(s) provided to Megagate under this Agreement. BellSouth will format all bills in CABS Billing Output Specification (CBOS) Standard or CLUB/EDI format, depending on the type of service provided. For those services where standards have not yet been developed, BellSouth's billing format may change in accordance with applicable industry standards.
 - 1.1.1 For any service(s) BellSouth receives from Megagate, Megagate shall bill BellSouth in CBOS format.
 - 1.1.2 Any switched access charges associated with interexchange carrier access to the resold local exchange lines will be billed by, and due to BellSouth.
 - 1.1.3 BellSouth will render bills each month on established bill days for each of Megagate's accounts. If either Party requests multiple billing media or additional copies of the bills, the billing Party will provide these at the rates set forth in BellSouth's FCC No. 1 Tariff, Section 13.3.6.3, except for resold services which shall be at the rates set forth in BellSouth's Non-Regulated Services Pricing List N6.
 - 1.1.4 BellSouth will bill Megagate in advance for all services to be provided during the ensuing billing period except charges associated with service usage and nonrecurring charges, which will be billed in arrears.
 - 1.1.4.1 For resold services, charges for services will be calculated on an individual customer account level, including, if applicable, any charge for usage or usage allowances. BellSouth will also bill Megagate, and Megagate will be responsible for and remit to BellSouth, all charges applicable to said services including but not limited to 911 and E911 charges, EUCL charges, federal subscriber line charges, telecommunications relay charges, and franchise fees, unless otherwise ordered by a Commission.
 - 1.1.5 BellSouth will not perform billing and collection services for Megagate as a result of the execution of this Agreement.
- 1.2 Establishing Accounts and Subsequent State Certifications. After submitting a credit profile and deposit, if required, and after receiving certification as a local exchange carrier from the appropriate Commission, Megagate will provide the

appropriate BellSouth Local Contract Manager responsible for new CLEC activation, the necessary documentation to enable BellSouth to establish accounts for Local Interconnection, Network Elements and Other Services and/or resold services. Such documentation shall include the Application for Master Account, if applicable, proof of authority to provide Telecommunications Services, the appropriate OCN for each state as assigned by the NECA, CIC, if applicable, ACNA, if applicable, BellSouth's blanket form LOA, Misdirected Number form, and a tax exemption certificate, if applicable. Notwithstanding anything to the contrary in this Agreement, Megagate may not order services under a new account and/or subsequent state certification, established in accordance with this Section until thirty (30) days after all information specified in this Section is received from Megagate.

- 1.2.1 ACNAs. Megagate shall provide BellSouth with documentation from Telcordia identifying the ACNA assigned to it by Telcordia (as applicable) in the same legal name as reflected in the preamble to this Agreement. Such ACNA will be used by Megagate to order services pursuant to this Agreement and will not be shared by Megagate with another entity.
- 1.2.2 Company Identifiers. If Megagate needs to change, add to, eliminate or convert its OCN(s), ACNAs and other identifying codes (collectively "Company Identifiers") under which it operates when Megagate has already been conducting business utilizing those Company Identifiers, Megagate shall follow the Mergers and Acquisitions Process as described on BellSouth's Interconnection Web site, AND SHALL PAY ALL CHARGES AS A RESULT OF SUCH CHANGES.
- 1.2.3 Tax Exemption. It is the responsibility of Megagate to provide BellSouth with a properly completed tax exemption certificate at intervals required by the appropriate taxing authorities. A tax exemption certificate must be supplied for each individual Megagate entity purchasing Services under this Agreement. Upon BellSouth's receipt of a properly completed tax exemption certificate, subsequent billings to Megagate will not include those taxes or fees from which Megagate is exempt. Prior to receipt of a properly completed exemption certificate, BellSouth shall bill, and Megagate shall pay all applicable taxes and fees. In the event that Megagate believes that it is entitled to an exemption from and refund of taxes with respect to the amount billed prior to BellSouth's receipt of a properly completed exemption certificate, BellSouth shall assign to Megagate its rights to claim a refund of such taxes. If applicable law prohibits the assignment of tax refund rights or requires the claim for refund of such taxes to be filed by BellSouth, BellSouth shall, after receiving a written request from Megagate and at Megagate's sole expense, pursue such refund claim on behalf of Megagate, provided that Megagate promptly reimburses BellSouth for any costs and expenses incurred by BellSouth in pursuing such refund claim, and provided further that BellSouth shall have the right to deduct any such outstanding costs and expenses from the amount of any refund obtained prior to remitting such refund to Megagate. Megagate shall be solely responsible for the computation, tracking,

reporting and payment of all taxes and fees associated with the services provided by Megagate to its customers.

- 1.3 Deposit Policy. The Parties agree that the purpose of this Deposit Policy is to provide assurance to BellSouth that timely payments for services performed and accurately billed are made by Megagate to BellSouth. The Parties also agree that the remedies of this Deposit Policy shall be applied in good faith and not under circumstances caused by an administrative error. BellSouth reserves the right to secure the accounts of new and existing CLECs only as provided for pursuant to this section. CLECs, for purposes of this Section 1.3, is defined as MegaGate Broadband, Inc. or any entity authorized to conduct business as a CLEC in the state and does not include any parents or separate affiliates. Notice, for purposes of this Deposit Policy, is defined as written notification to the Chief Financial Officer.
- 1.3.1 New CLECs and existing CLECs may satisfy the requirements of this section 1.3 with a D&B credit rating of 5A1 or through the presentation of a payment guarantee executed by another existing customer of BellSouth and with terms acceptable to BellSouth where said guarantor has a credit rating equal to 5A1. Upon request Megagate shall complete the BellSouth credit profile and provide information, reasonably necessary, to BellSouth regarding creditworthiness.
- 1.3.2 With the exception of a new CLEC with a D&B credit rating equal to 5A1, BellSouth may secure the accounts of all new CLECs as set forth in section 1.3.4. In addition, new CLECs will be treated as such until twelve months from their first bill/invoice date and will be treated as existing CLECs thereafter.
- 1.3.3 If Megagate files or has filed for bankruptcy protection within twelve (12) months of the effective date of this Agreement, BellSouth may treat Megagate, for purposes of establishing security on its accounts, as a new CLEC as set forth in section 1.3.7.
- 1.3.4 The security required by BellSouth shall take the form of cash, an Irrevocable Letter of Credit (BellSouth Form), Surety Bond (BellSouth Form), or, in BellSouth's sole discretion, some other form of security proposed by Megagate. The amount of the security shall not exceed one month's estimated billing for services billed in advance and two months billing for services billed in arrears and if provided in cash, interest on said cash security shall accrue and be paid in accordance with the terms in the Commission approved General Subscriber BellSouth tariff for the appropriate state. Any such security shall in no way release Megagate from the obligation to make complete and timely payments of its bill.
- 1.3.5 No security deposit shall be required of an existing CLEC who has a good payment history and meets two (2) liquidity benchmarks sets forth below in Sections 1.3.6.2 and 1.3.6.3. BellSouth may secure, pursuant to section 1.3.9, the accounts of existing CLECs where an existing CLEC does not have a good

payment history as defined in Section 1.3.6.1. If an existing CLEC has a good payment history but fails to meet the two (2) liquidity benchmarks defined in Sections 1.3.6.2 and 1.3.6.3, BellSouth may secure the CLEC's accounts, pursuant to 1.3.9.

1.3.6 Benchmarks

1.3.6.1 Payment history is based upon the preceding twelve (12) month period. A good payment history shall mean that less than 10% of the non-disputed receivable balance is aged over thirty (30) days from the invoice/bill date at any given time. The existing CLEC's payment history shall be predicated on net thirty (30) day terms from the invoice/bill date. Only good faith disputes submitted to BellSouth pursuant to the procedures set forth in the parties' interconnection agreement, as amended, will be considered in determining the "non-disputed receivable balance." If an invoice/bill is delivered electronically and such electronic invoice/bill is transmitted by BellSouth more than ten (10) business days after the invoice/bill date, the calculation of Megagate's payment history as to said invoice shall be on net thirty (30) day terms from the date the invoice/bill is transmitted for such invoice/bill.

- a. If Megagate fails to comply with the requirements of this Section 1.3.6.1, BellSouth will provide Megagate with three (3) business days Notice of default of this Section 1.3.6.1. If Megagate fails to either cure said default, or to demonstrate that there is no default, within the three (3) business days notice period, BellSouth may secure Megagate's accounts pursuant to Section 1.3.9.

1.3.6.2 The existing CLEC's liquidity status, based upon a review of EBITDA, is EBITDA positive for the prior four (4) quarters of reported financials provided to BellSouth and to MegaGate's primary lender and / or publicly available, excluding any nonrecurring charges or special restructuring charges. EBITDA means, for any period, the sum, determined on a Consolidated basis, of (a) net income, (b) interest expense, (c) income tax expense, (d) depreciation expense, (e) amortization expense, and (f) the aggregate of all non-cash items deducted in arriving at net income in clause (a) above, as long as this information is included in financial data audited annually by a domestic Certified Public Accountant and provided to BellSouth and to MegaGate's primary lender and / or publicly available, including, but not limited to, asset impairment charges and any restructuring charges.

1.3.6.3 The existing CLEC has a current bond rating of BBB or above or Megagate has no bond rating or a current bond rating between CCC and BB and meets the following criteria for the financials of the last Fiscal Year End provided to BellSouth and to MegaGate's primary lender and / or publicly available, audited by a domestic Certified Public Accountant ("Last Fiscal Year End"), and for the prior four (4) quarters of reported financials on a cumulative basis.

- a. Positive cash flow from operations minus cash dividends. Negative cash flow from operations directly due to one time charges from merger and acquisitions or other extraordinary items will not automatically act as a trigger for a deposit. Megagate will disclose the nature and amount of such charges to BellSouth, and BellSouth will review such amounts and shall waive this condition if exclusion of such items would result in positive cash flow from operations, and Megagate has adequate cash or liquidity to fund such adjustments.
- b. Positive tangible net worth;
- c. Debt/tangible net worth between zero and 2.5; and
- d. Megagate is compliant with all financial maintenance covenants.

- 1.3.7 If Megagate files for bankruptcy protection during the term of this Agreement, Megagate acknowledges that BellSouth is entitled to adequate assurance of payment in the form of a deposit of one months' estimated billing for services billed in advance and two months billing for services billed in arrears or other means of security during the pendency of the bankruptcy proceeding. Upon confirmation of the reorganization plan and the emergence of Megagate from bankruptcy, if BellSouth's agreements were not cured 100% and BellSouth incurred a loss on the pre-petition account of Megagate in the bankruptcy, Megagate shall be treated as a new CLEC, as "new CLEC" is treated under this section, for a period of one year in regard to BellSouth's right to secure the accounts of Megagate.
- 1.3.8 Upon notice of default of a bank (or other loan provider's) financial maintenance covenant and upon Megagate's failure to either cure or obtain a waiver from such default within seven (7) calendar days of notice, BellSouth may utilize the remedies set forth in section 1.3.9 unless Megagate can demonstrate to the reasonable satisfaction of BellSouth that Megagate has ample liquidity to fund said debt should the debt payment obligation become accelerated.
- 1.3.9 If, at any time during the term of this Agreement, Megagate fails to comply with the requirements of Section 1.3.6 or 1.3.8, BellSouth shall provide Notice to Megagate of its intent to implement this subsection 1.3.9.
- 1.3.9.1 Upon receipt of notice, Megagate shall pay all current amounts by due date and pay past due non-disputed amounts immediately. Megagate shall also immediately pay disputed amounts to the extent the amount in dispute is greater than 30% of total charges for the current month. Megagate shall thereafter pay the charges for future services billed by BellSouth pursuant to an accelerated payment schedule, which shall provide for half of the charges to be paid within fifteen (15) days of invoice/bill date and the remainder to be paid within thirty (30) days of invoice/bill date. If an invoice/bill is delivered electronically for future services, and such

electronic invoice/bill is transmitted more than ten (10) business days from invoice/bill date, the accelerated payment schedule will be adjusted for said invoice/bill and shall provide for half of the charges to be paid within fifteen (15) days of said invoice/bill transmit date and the remainder to be paid within thirty (30) days of said invoice/bill transmit date. Further, Megagate shall pay all disputed amounts to the extent the amount in dispute is greater than 30% of the total charges for the current month, within the accelerated payment schedule timeframe. If paid disputed amounts are resolved in Megagate's favor, the Megagate will be issued a credit for the resolved amount and BellSouth shall credit Megagate's account for accrued interest at the same rate of interest that BellSouth assesses under its tariffs for late payment. Megagate shall make all payments from readily available funds by wire transfer or some other equivalent electronic means. If Megagate fails to comply with the requirements of this Section 1.3.9.1, BellSouth will provide Megagate with three (3) business days Notice of default of this Section. If Megagate fails to either cure said default, or to demonstrate that there is no default, within the three (3) business days notice period, BellSouth may secure CLEC's accounts pursuant to Section 1.3.9.2.

- 1.3.9.2 If Megagate defaults on above Section 1.3.9.1, then BellSouth may secure accounts with a one (1) months deposit of average billing services billed in advance and two (2) months billing for services billed in arrears during prior six month period. Said deposit shall be paid to BellSouth within thirty (30) days from the date of BellSouth Notice pursuant to section 1.3.9.1. The security required by BellSouth shall take the form of cash, an Irrevocable Letter of Credit (BellSouth form), Surety Bond (BellSouth form), or, in BellSouth's sole discretion, some other form of security proposed by Megagate. If the amount of security is provided in cash, interest on said cash security shall accrue and be paid in accordance with the terms in the appropriate BellSouth tariff. If Megagate fails to comply with the requirements of this Section 1.3.9.2, BellSouth will provide Megagate with three (3) business days notice of default of this Section 1.3.9.2. If Megagate fails to cure said default within the three (3) business days notice period, BellSouth shall have the right to begin immediate termination of services provided under this Agreement without regard to any other provision contained within this Agreement.
- 1.3.10 Once a deposit is provided to BellSouth by Megagate under any criterion, if, after twelve (12) months, Megagate meets the criterion specified in above Section 1.3.6, the deposit and all interest will be applied to Megagate's account. If at any time subsequent to the return of a deposit, Megagate evinces a poor payment history or fails to satisfy the conditions set forth in this deposit policy, BellSouth may require a security deposit.
- 1.3.11 In the event BellSouth demands a deposit from Megagate and Megagate can show that BellSouth's demand is contrary to the terms and intent of this Section 1.3,

Megagate reserves its right to seek Commission review of BellSouth's deposit demand.

- 1.4 Payment Responsibility. Payment of all charges will be the responsibility of Megagate. Megagate shall pay invoices by utilizing wire transfer services or automatic clearing house services. Megagate shall make payment to BellSouth for all services billed including disputed amounts. If <customer_short_name> pays a disputed amount and the dispute ultimately is resolved in favor of <customer_short_name>, BellSouth shall credit such paid disputed amount to <customer_short_name> together with interest at the same rate of interest that BellSouth assesses under its tariffs for late payment. BellSouth will not become involved in billing disputes that may arise between Megagate and Megagate's customer.
- 1.4.1 Payment Due. Payment for services provided by BellSouth, including disputed charges, is due on or before the next bill date. Information required to apply payments must accompany the payment. The information must notify BellSouth of Billing Account Numbers (BAN) paid; invoices paid and the amount to be applied to each BAN and invoice (Remittance Information). Payment is considered to have been made when the payment and Remittance Information are received by BellSouth. If the Remittance Information is not received with payment, BellSouth will be unable to apply amounts paid to Megagate's accounts. In such event, BellSouth shall hold such funds until the Remittance Information is received. If BellSouth does not receive the Remittance Information by the payment due date for any account(s), late payment charges shall apply.
- 1.4.1.1 Due Dates. If the payment due date falls on a Sunday or on a holiday that is observed on a Monday, the payment due date shall be the first non-holiday day following such Sunday or holiday. If the payment due date falls on a Saturday or on a holiday which is observed on Tuesday, Wednesday, Thursday, or Friday, the payment due date shall be the last non-holiday day preceding such Saturday or holiday. If payment is not received by the payment due date, a late payment charge, as set forth in Section 1.4.1.2, below, shall apply.
- 1.4.1.2 Late Payment. If any portion of the payment is not received by BellSouth on or before the payment due date as set forth above, or if any portion of the payment is received by BellSouth in funds that are not immediately available to BellSouth, then a late payment and/or interest charge shall be due to BellSouth. The late payment and/or interest charge shall apply to the portion of the payment not received and shall be assessed as set forth in Section A2 of BellSouth's GSST, Section B2 of the Private Line Service Tariff or Section E2 of the BellSouth intrastate Access Services Tariff, or pursuant to the applicable state law as determined by BellSouth. In addition to any applicable late payment and/or interest charges, Megagate may be charged a fee for all returned checks at the rate set forth in Section A2 of BellSouth's GSST or pursuant to the applicable state law.

- 1.5 Discontinuing Service to Megagate. The procedures for discontinuing service to Megagate are as follows:
- 1.5.1 In order of severity, Suspend/Suspension, Discontinue/Discontinuance and Terminate/Termination are defined as follows for the purposes of this Attachment:
- 1.5.1.1 Suspend/Suspension is the temporary restriction of the billed Party's access to the ordering systems and/or access to the billed Party's ability to initiate PIC-related changes. In addition, during Suspension, pending orders may not be completed and orders for new service or changes to existing services may not be accepted.
- 1.5.1.2 Discontinue/Discontinuance is the denial of service by the billing Party to the billed Party that will result in the disruption and discontinuation of service to the billed Party's customers. Additionally, at the time of Discontinuance, BellSouth will remove any Local Service Freezes in place on the billed Party's customers.
- 1.5.1.3 Terminate/Termination is the disconnection of service by the billing Party to the billed Party.
- 1.5.2 BellSouth reserves the right to Suspend, Discontinue or Terminate service in the event of prohibited, unlawful or improper use of BellSouth facilities or service, abuse of BellSouth facilities, or any other violation or noncompliance by Megagate of the rules and regulations of BellSouth's tariffs.
- 1.5.3 Suspension. If payment of amounts due as described herein is not received by the bill date in the month after the original bill date, or fifteen (15) days from the date of a deposit request in the case of security deposits, BellSouth will provide written notice to Megagate that services will be Suspended if payment of such amounts, and all other amounts that become past due before Suspension, is not received by wire transfer, automatic clearing house or cashier's check in the manner set forth in Section 1.4.1 above, or in the case of a security deposit request, in the manner set forth in Section 1.3 above: (1) within seven (7) days following such notice for CABS billed services; (2) within fifteen (15) days following such notice for CRIS and IBS billed services; and (3) within seven (7) days following such notice for security deposit requests.
- 1.5.3.1 The Suspension notice shall also provide that all past due charges for CRIS and IBS billed services, and all other amounts that become past due for such services before Discontinuance, must be paid within thirty (30) days from the date of the Suspension notice to avoid Discontinuance of CRIS and IBS billed services.
- 1.5.3.2 For CABS billed services, BellSouth will provide a Discontinuance notice that is separate from the Suspension notice, that all past due charges for CABS billed Services, and all other amounts that become past due for such services before Discontinuance, must be paid within thirty (30) days from the date of the Suspension notice to avoid Discontinuance of CABS billed services. This

Discontinuance notice may be provided at the same time that BellSouth provides the Suspension notice.

- 1.5.4 Discontinuance. If payment of amounts due as described herein is not received by the bill date in the month after the original bill date, BellSouth will provide written notice that BellSouth may Discontinue the provision of existing services to Megagate if payment of such amounts, and all other amounts that become past due before Discontinuance, including requested security deposits, is not received by wire transfer, automatic clearing house or cashier's check in the manner set forth in Section 1.4.1 above or in the case of a deposit in accordance with Section 1.3 above, within thirty (30) days following such written notice; provided, however, that BellSouth may provide written notice that such existing services may be Discontinued within fifteen (15) days following such notice, subject to the criteria described in Section 1.5.4.1 below.
- 1.5.4.1 BellSouth may take the action to Discontinue the provision of existing service upon fifteen (15) days from the day after BellSouth provides written notice of such Discontinuance if (a) such notice is sent by certified mail or overnight delivery; (b) Megagate has not paid all amounts due pursuant to a subject bill(s), or has not provided adequate security pursuant to a deposit request; and (c) either:
- (1) BellSouth has sent the subject bill(s) to Megagate within seven (7) business days of the bill date(s), verifiable by records maintained by BellSouth:
 - i. in paper or CDROM form via the United States Postal Service (USPS), or
 - ii. in magnetic tape form via overnight delivery, or
 - iii. via electronic transmission; or
 - (2) BellSouth has sent the subject bill(s) to Megagate, using one of the media described in (1) above, more than thirty (30) days before notice to Discontinue service has been rendered.
- 1.5.4.2 In the case of Discontinuance of services, all billed charges, as well as applicable disconnect charges, shall become due.
- 1.5.4.3 Megagate is solely responsible for notifying the customer of the Discontinuance of service. If, within seven (7) days after Megagate's services have been Discontinued, Megagate pays, by wire transfer, automatic clearing house or cashier's check, all past due charges, including late payment charges, outstanding security deposit request amounts if applicable and any applicable restoral charges as set forth in Section A4 of BellSouth's GSST, then BellSouth will reestablish service for Megagate.

- 1.5.5 Termination. If within seven (7) days after Megagate's service has been Discontinued and Megagate has failed to pay all past due charges as described above, then Megagate's service will be Terminated.

2. Billing Disputes

- 2.1 Megagate shall electronically submit all billing disputes to BellSouth using the form specified by BellSouth. In the event of a billing dispute, the Parties will endeavor to resolve the dispute within sixty (60) days of the notification date. Within five (5) business days of BellSouth's denial, or partial denial, of the billing dispute, if Megagate is not satisfied with BellSouth's resolution of the billing dispute or if no response to the billing dispute has been received by Megagate by such sixtieth (60th) day, Megagate must pursue the escalation process as outlined in the Billing Dispute Escalation Matrix, set forth on BellSouth's Interconnection Services Web site, or the billing dispute shall be considered denied and closed. If, after escalation, the Parties are unable to reach resolution, then the aggrieved Party, if it elects to pursue the dispute shall pursue dispute resolution in accordance with General Terms and Conditions.
- 2.2 For purposes of this Section 2, a billing dispute means a reported dispute submitted pursuant to Section 2.1 above of a specific amount of money actually billed by BellSouth within twelve (12) months of the submission of such dispute. Megagate agrees to not submit billing disputes for amounts billed more than twelve (12) months prior to submission of a billing dispute filed for amounts billed. The billing dispute must be clearly explained by Megagate and supported by written documentation, which clearly shows the basis for disputing charges. The determination as to whether the billing dispute is clearly explained or clearly shows the basis for disputing charges shall be within BellSouth's sole reasonable discretion. Disputes that are not clearly explained or those that do not provide complete information may be rejected by BellSouth. Claims by Megagate for damages of any kind will not be considered a billing dispute for purposes of this Section. If BellSouth resolves the billing dispute, in whole or in part, in favor of Megagate, any credits and interest due to Megagate as a result thereof shall be applied to Megagate's account by BellSouth upon resolution of the billing dispute.

3. RAO Hosting

- 3.1 Centralized Message Distribution System (CMDS) is a national message exchange system administered by Telcordia Technologies (Telcordia) used to transmit alternately billed calls (e.g., credit card, third number and collect) from the Earning Company, as defined herein, to the Billing Company, as defined herein, to permit the Earning Company and the Billing Company to receive appropriate compensation. It is also used to transmit access records from one company to another.

- 3.2 Direct Participants are Telecommunications carriers that exchange data directly with other Direct Participants via the CMDS Data Center and may act as host companies (Host) for those Telecommunications carriers that do not exchange data directly via the CMDS Data Center (Indirect Participants).
- 3.3 RAO Hosting is a hosting relationship where an Indirect Participant sends and receives CMDS eligible messages to and from its Host, who then interfaces, on behalf of the Indirect Participant, with other Direct Participants for distribution and collection of these messages. RAO Hosting also includes the Direct Participant's provision of revenue settlements functions (compensation) for alternately billed calls based upon reports generated by Credit Card and Third Number Settlement (CATS) and Non-InterCompany Settlement (NICS) as described herein. CATS and NICS are collectively referred to as Intercompany Settlements.
- 3.4 The CATS System is a national system administered by Telcordia, used to settle revenues for calls that are sent from one CMDS Direct Participant to another for billing. CATS applies to calls that originate within one Regional Bell Operating Company's (RBOC) territory, as defined at Divestiture, and bill in another RBOC's territory. CATS calculates the amounts due to Earning Companies (i.e., billed revenue less the billing and collection fee). For alternately billed calls, the originating company, whose facilities are used to place the call, is the Earning Company and the company that puts the charges on the customer's bill is the Billing Company.
- 3.5 The NICS is the national system administered by Telcordia that is used in the settlement of revenues for calls that are originated and billed by two (2) different local exchange carriers (LEC) within a single Direct Participant's territory to another for billing. NICS applies to calls involving another LEC where the Earning Company and the Billing Company are located within BellSouth's territory.
- 3.6 RAO Hosting, CATS and NICS services provided to Megagate by BellSouth will be in accordance with the methods and practices regularly applied by BellSouth to its own operations during the term of this Agreement, including such revisions as may be made from time to time by BellSouth.
- 3.7 Megagate shall furnish all relevant information required by BellSouth for the provision of RAO Hosting, CATS and NICS.
- 3.8 Charges or credits, as applicable, will be applied by BellSouth to Megagate on a monthly basis in arrears. Amounts due (excluding adjustments) are due on or before the next bill date.
- 3.9 Megagate must have its own unique hosted RAO code. Where BellSouth is the selected CMDS interfacing host, Megagate must request that BellSouth establish a unique hosted RAO code for Megagate. Such request shall be in writing to the

BellSouth RAO Hosting coordinator and must be submitted at least eight (8) weeks prior to provision of services pursuant to this Section. Services shall commence on a date mutually agreed by the Parties.

- 3.10 BellSouth will receive messages from Megagate that are to be processed by BellSouth, another Local Exchange Carrier (LEC) in the BellSouth region or a LEC outside the BellSouth region. Megagate shall send all messages to BellSouth no later than sixty (60) days after the message date.
- 3.11 BellSouth will perform invoice sequence checking, standard EMI format editing, and balancing of message data with the EMI trailer record counts on all data received from Megagate.
- 3.12 All data received from Megagate that is to be processed or billed by another LEC within the BellSouth region will be distributed to that LEC in accordance with the Agreement(s) in effect between BellSouth and the involved LEC.
- 3.13 All data received from Megagate that is to be placed on the CMDS network for distribution outside the BellSouth region will be handled in accordance with the agreement(s) in effect between BellSouth and its connecting contractor.
- 3.14 BellSouth will receive messages from the CMDS network that are destined to be processed by Megagate and will forward them to Megagate on a daily basis for processing.
- 3.15 Transmission of message data between BellSouth and Megagate will be distributed via FTP mailbox. It will be created on a daily basis Monday through Friday, except holidays. Details such as dataset name and delivery schedule will be addressed during negotiations of the distribution medium. If BellSouth determines the Secure FTP Mailbox is nearing capacity levels, BellSouth may move Megagate to CONNECT:Direct file delivery.
- 3.15.1 If Megagate is moved to CONNECT:Direct, data circuits (private line or dial-up) may be required between BellSouth and Megagate for the purpose of data transmission. Where a dedicated line is required, Megagate will be responsible for ordering the circuit, overseeing its installation and coordinating the installation with BellSouth. Megagate will also be responsible for any charges associated with this line. Equipment required on the BellSouth end to attach the line to the mainframe computer and to transmit successfully ongoing will be negotiated on an individual case basis. Where a dial-up facility is required, dial circuits will be installed in the BellSouth data center by BellSouth and the associated charges assessed to Megagate. Additionally, all message toll charges associated with the use of the dial circuit by Megagate will be the responsibility of Megagate. Associated equipment on the BellSouth end, including a modem, will be negotiated on an individual case basis between the Parties. All equipment, including modems

and software, that is required on the Megagate end for the purpose of data transmission will be the responsibility of Megagate.

- 3.15.2 If Megagate utilizes FTP for data file transmission, purchase of the FTP software will be the responsibility of Megagate.
- 3.16 All messages and related data exchanged between BellSouth and Megagate will be EMI formatted records and packed between appropriate EMI header and trailer records in accordance with accepted industry standards.
- 3.17 Megagate will maintain recorded message detail necessary to recreate files provided to BellSouth for a period of three (3) calendar months beyond the related message dates.
- 3.18 Should it become necessary for Megagate to send data to BellSouth more than sixty (60) days past the message date(s), Megagate will notify BellSouth in advance of the transmission of the data. BellSouth will work with its connecting contractor and/or Megagate, where necessary, to notify all affected LECs.
- 3.19 In the event that data to be exchanged between the two (2) Parties should become lost or destroyed, the Party responsible for creating the data will make every effort to restore and retransmit such data.
- 3.20 Should an error be detected by the EMI format edits performed by BellSouth on data received from Megagate, the entire pack containing the affected data will not be processed by BellSouth. BellSouth will notify Megagate of the error. Megagate will correct the error(s) and will resend the entire pack to BellSouth for processing. In the event that an out-of-sequence condition occurs on subsequent packs, Megagate will resend these packs to BellSouth after the pack containing the error has been successfully reprocessed by BellSouth.
- 3.21 In association with message distribution service, BellSouth will provide Megagate with associated intercompany settlements reports (CATS and NICS) as appropriate.
- 3.22 Notwithstanding anything in this Agreement to the contrary, in no case shall either Party be liable to the other for any direct or consequential damages incurred as a result of the obligations set out in this Section 3.
- 3.23 Intercompany Settlements Messages
- 3.23.1 Intercompany Settlements Messages facilitate the settlement of revenues associated with traffic originated from or billed by Megagate as a facilities based provider of local exchange Telecommunications Services.

- 3.23.2 BellSouth will receive the monthly NICS and CATS reports from Telcordia on behalf of Megagate and will distribute copies of these reports to Megagate on a monthly basis.
- 3.23.3 Through CATS, BellSouth will collect the revenue earned by Megagate from the RBOC in whose territory the messages are billed, less a per message billing and collection fee of five cents (\$0.05), or such other amount as may be approved by the Direct Participants and Telcordia, on behalf of Megagate. BellSouth will remit the revenue billed by Megagate to the RBOC in whose territory the messages originated, less a per message billing and collection fee of five cents (\$0.05), or such other amount as may be approved by the Direct Participants and Telcordia, on behalf of Megagate. These two (2) amounts will be netted together by BellSouth and the resulting charge or credit issued to Megagate via a CABS miscellaneous bill on a monthly basis in arrears.
- 3.23.4 Through NICS, BellSouth will collect the revenue earned by Megagate within the BellSouth territory from another LEC also within the BellSouth territory where the messages are billed, less a per message billing and collection fee of five cents (\$0.05), on behalf of Megagate. BellSouth will remit the revenue billed by Megagate within the BellSouth region to the LEC also within the BellSouth region, where the messages originated, less a per message billing and collection fee of five cents (\$0.05). These two (2) amounts will be netted together by BellSouth and the resulting charge or credit issued to Megagate via a CABS miscellaneous bill on a monthly basis in arrears.
- 3.23.5 BellSouth and Megagate agree that monthly netted amounts of less than fifty dollars (\$50.00) will not be settled.
- 4.** Rates. Rates for CMDS are as set forth in Exhibit A. If no rate is identified in this Attachment, the rate for the specific service or function will be as set forth in the applicable BellSouth tariff or as negotiated by the Parties upon request by either Party.

| CMDS - Alabama | | | | | | | | | | | | Attachment: 7 Exh A | | | | |
|----------------|---|---------|------|-----|------|-------|--------------|-------|-------------------------|-------|----------------------------------|--------------------------------------|--|--|---|---|
| CATEGORY | RATE ELEMENTS | Interim | Zone | BCS | USOC | | RATES(\$) | | | | Svc Order Submitted Elec per LSR | Svc Order Submitted Manually per LSR | Incremental Charge - Manual Svc Order vs. Electronic-1st | Incremental Charge - Manual Svc Order vs. Electronic-Add'l | Incremental Charge - Manual Svc Order vs. Electronic-Disc 1st | Incremental Charge - Manual Svc Order vs. Electronic-Disc Add'l |
| | | | | | | | Nonrecurring | | Nonrecurring Disconnect | | | | | | | |
| | | | | | | Rec | First | Add'l | First | Add'l | SOMEc | SOMAN | SOMAN | SOMAN | SOMAN | SOMAN |
| | | | | | | | | | | | | | | | | |
| CMDS | | | | | | | | | | | | | | | | |
| | CENTRALIZED MESSAGE DISTRIBUTION SERVICE (CMDS) | | | | | | | | | | | | | | | |
| | CMDS: Message Processing, per message | | | | | 0.004 | | | | | | | | | | |
| | CMDS: Data Transmission (CONNECT:DIRECT), per message | | | | | 0.001 | | | | | | | | | | |

| CMDS - Florida | | | | | | | | | | | | Attachment: 7 Exh A | | | | |
|----------------|---|---------|------|-----|------|-----|--------------|-------|-------------------------|-------|----------------------------------|--------------------------------------|--|--|---|---|
| CATEGORY | RATE ELEMENTS | Interim | Zone | BCS | USOC | | RATES(\$) | | | | Svc Order Submitted Elec per LSR | Svc Order Submitted Manually per LSR | Incremental Charge - Manual Svc Order vs. Electronic-1st | Incremental Charge - Manual Svc Order vs. Electronic-Add'l | Incremental Charge - Manual Svc Order vs. Electronic-Disc 1st | Incremental Charge - Manual Svc Order vs. Electronic-Disc Add'l |
| | | | | | | | | | | | | | | | | |
| | | | | | | Rec | Nonrecurring | | Nonrecurring Disconnect | | OSS Rates(\$) | | | | | |
| | | | | | | | First | Add'l | First | Add'l | SOME C | SOMAN | SOMAN | SOMAN | SOMAN | SOMAN |
| CMDS | | | | | | | | | | | | | | | | |
| | CENTRALIZED MESSAGE DISTRIBUTION SERVICE (CMDS) | | | | | | | | | | | | | | | |
| | CMDS: Message Processing, per message | | | | | | | | | | | | | | | |
| | CMDS: Data Transmission (CONNECT:DIRECT), per message | | | | | | | | | | | | | | | |

| CMDS - Georgia | | | | | | | | | | | | Attachment: 7 Exh A | | | | |
|----------------|---|---------|------|-----|------|-----|--------------|-------|-------------------------|-------|----------------------------------|--------------------------------------|--|--|---|---|
| CATEGORY | RATE ELEMENTS | Interim | Zone | BCS | USOC | | RATES(\$) | | | | Svc Order Submitted Elec per LSR | Svc Order Submitted Manually per LSR | Incremental Charge - Manual Svc Order vs. Electronic-1st | Incremental Charge - Manual Svc Order vs. Electronic-Add'l | Incremental Charge - Manual Svc Order vs. Electronic-Disc 1st | Incremental Charge - Manual Svc Order vs. Electronic-Disc Add'l |
| | | | | | | | | | | | | | | | | |
| | | | | | | Rec | Nonrecurring | | Nonrecurring Disconnect | | OSS Rates(\$) | | | | | |
| | | | | | | | First | Add'l | First | Add'l | SOMEc | SOMAN | SOMAN | SOMAN | SOMAN | SOMAN |
| ODUF | | | | | | | | | | | | | | | | |
| | CENTRALIZED MESSAGE DISTRIBUTION SERVICE (CMDS) | | | | | | | | | | | | | | | |
| | CMDS: Message Processing, per message | | | | | | | | | | | | | | | |
| | CMDS: Data Transmission (CONNECT:DIRECT), per message | | | | | | | | | | | | | | | |

| CMDS - Kentucky | | | | | | | | | | | | Attachment: | Attachment: 7 Exh A | | |
|-----------------|---|---------|------|-----|------|-----------|--------------|-------|-------------------------|----------------------------------|--------------------------------------|--|--|---|---|
| CATEGORY | RATE ELEMENTS | Interim | Zone | BCS | USOC | RATES(\$) | | | | Svc Order Submitted Elec per LSR | Svc Order Submitted Manually per LSR | Incremental Charge - Manual Svc Order vs. Electronic-1st | Incremental Charge - Manual Svc Order vs. Electronic-Add'l | Incremental Charge - Manual Svc Order vs. Electronic-Disc 1st | Incremental Charge - Manual Svc Order vs. Electronic-Disc Add'l |
| | | | | | | | | | | | | | | | |
| | | | | | | Rec | Nonrecurring | | Nonrecurring Disconnect | | OSS Rates(\$) | | | | |
| | | | | | | | First | Add'l | First | Add'l | SOME C | SOMAN | SOMAN | SOMAN | SOMAN |
| CMDS | | | | | | | | | | | | | | | |
| | CENTRALIZED MESSAGE DISTRIBUTION SERVICE (CMDS) | | | | | | | | | | | | | | |
| | CMDS: Message Processing, per message | | | | | | | | | | | | | | |
| | CMDS: Data Transmission (CONNECT:DIRECT), per message | | | | | | | | | | | | | | |

| CMDS - Louisiana | | | | | | | | | | | | Attachment: | Attachment: 7 Exh A | | |
|------------------|---|---------|------|-----|------|-----------|--------------|-------|-------------------------|----------------------------------|--------------------------------------|--|--|---|---|
| CATEGORY | RATE ELEMENTS | Interim | Zone | BCS | USOC | RATES(\$) | | | | Svc Order Submitted Elec per LSR | Svc Order Submitted Manually per LSR | Incremental Charge - Manual Svc Order vs. Electronic-1st | Incremental Charge - Manual Svc Order vs. Electronic-Add'l | Incremental Charge - Manual Svc Order vs. Electronic-Disc 1st | Incremental Charge - Manual Svc Order vs. Electronic-Disc Add'l |
| | | | | | | | | | | | | | | | |
| | | | | | | Rec | Nonrecurring | | Nonrecurring Disconnect | | OSS Rates(\$) | | | | |
| | | | | | | | First | Add'l | First | Add'l | SOME C | SOMAN | SOMAN | SOMAN | SOMAN |
| CMDS | | | | | | | | | | | | | | | |
| | CENTRALIZED MESSAGE DISTRIBUTION SERVICE (CMDS) | | | | | | | | | | | | | | |
| | CMDS: Message Processing, per message | | | | | | | | | | | | | | |
| | CMDS: Data Transmission (CONNECT:DIRECT), per message | | | | | | | | | | | | | | |

| CMDS - Mississippi | | | | | | | | | | | | Attachment: | | Attachment: 7 Exh A | | |
|--------------------|---|---------|------|-----|------|-----------|--------------|-------|-------------------------|----------------------------------|--------------------------------------|--|--|---|---|-------|
| CATEGORY | RATE ELEMENTS | Interim | Zone | BCS | USOC | RATES(\$) | | | | Svc Order Submitted Elec per LSR | Svc Order Submitted Manually per LSR | Incremental Charge - Manual Svc Order vs. Electronic-1st | Incremental Charge - Manual Svc Order vs. Electronic-Add'l | Incremental Charge - Manual Svc Order vs. Electronic-Disc 1st | Incremental Charge - Manual Svc Order vs. Electronic-Disc Add'l | |
| | | | | | | | | | | | | | | | | |
| | | | | | | Rec | Nonrecurring | | Nonrecurring Disconnect | | OSS Rates(\$) | | | | | |
| | | | | | | | First | Add'l | First | Add'l | SOME C | SOMAN | SOMAN | SOMAN | SOMAN | SOMAN |
| CMDS | | | | | | | | | | | | | | | | |
| | CENTRALIZED MESSAGE DISTRIBUTION SERVICE (CMDS) | | | | | | | | | | | | | | | |
| | CMDS: Message Processing, per message | | | | | | | | | | | | | | | |
| | CMDS: Data Transmission (CONNECT:DIRECT), per message | | | | | | | | | | | | | | | |

| CMDS - North Carolina | | | | | | | | | | | | | Attachment: 7 Exh A | | | |
|-----------------------|---|---------|------|-----|------|-----|--------------|-------|-------------------------|-------|----------------------------------|--------------------------------------|--|--|---|---|
| CATEGORY | RATE ELEMENTS | Interim | Zone | BCS | USOC | | RATES(\$) | | | | Svc Order Submitted Elec per LSR | Svc Order Submitted Manually per LSR | Incremental Charge - Manual Svc Order vs. Electronic-1st | Incremental Charge - Manual Svc Order vs. Electronic-Add'l | Incremental Charge - Manual Svc Order vs. Electronic-Disc 1st | Incremental Charge - Manual Svc Order vs. Electronic-Disc Add'l |
| | | | | | | | Nonrecurring | | Nonrecurring Disconnect | | | | | | | |
| | | | | | | Rec | First | Add'l | First | Add'l | SOMEc | SOMAN | SOMAN | SOMAN | SOMAN | SOMAN |
| | | | | | | | | | | | | | | | | |
| CMDS | | | | | | | | | | | | | | | | |
| | CENTRALIZED MESSAGE DISTRIBUTION SERVICE (CMDS) | | | | | | | | | | | | | | | |
| | CMDS: Message Processing, per message | | | | | | | | | | | | | | | |
| | CMDS: Data Transmission (CONNECT:DIRECT), per message | | | | | | | | | | | | | | | |

| CMDS - South Carolina | | | | | | | | | | | | | Attachment: 7 Exh A | | | |
|-----------------------|---|---------|------|-----|------|-----|--------------|-------|-------------------------|-------|----------------------------------|--------------------------------------|--|--|---|---|
| CATEGORY | RATE ELEMENTS | Interim | Zone | BCS | USOC | | RATES(\$) | | | | Svc Order Submitted Elec per LSR | Svc Order Submitted Manually per LSR | Incremental Charge - Manual Svc Order vs. Electronic-1st | Incremental Charge - Manual Svc Order vs. Electronic-Add'l | Incremental Charge - Manual Svc Order vs. Electronic-Disc 1st | Incremental Charge - Manual Svc Order vs. Electronic-Disc Add'l |
| | | | | | | | Nonrecurring | | Nonrecurring Disconnect | | | | | | | |
| | | | | | | Rec | First | Add'l | First | Add'l | SOME C | SOMAN | SOMAN | SOMAN | SOMAN | SOMAN |
| | | | | | | | | | | | | | | | | |
| CMDS | | | | | | | | | | | | | | | | |
| | CENTRALIZED MESSAGE DISTRIBUTION SERVICE (CMDS) | | | | | | | | | | | | | | | |
| | CMDS: Message Processing, per message | | | | | | 0.004 | | | | | | | | | |
| | CMDS: Data Transmission (CONNECT:DIRECT), per message | | | | | | 0.001 | | | | | | | | | |

| CMDS - Tennessee | | | | | | | | | | | | | Attachment: 7 Exh A | | | | | |
|------------------|---|---------|------|-----|------|-----------|--------------------|-------|-------------------------------|-------|----------------------------------|--------------------------------------|--|--|---|---|---------------|-------|
| CATEGORY | RATE ELEMENTS | Interim | Zone | BCS | USOC | RATES(\$) | | | | | Svc Order Submitted Elec per LSR | Svc Order Submitted Manually per LSR | Incremental Charge - Manual Svc Order vs. Electronic-1st | Incremental Charge - Manual Svc Order vs. Electronic-Add'l | Incremental Charge - Manual Svc Order vs. Electronic-Disc 1st | Incremental Charge - Manual Svc Order vs. Electronic-Disc Add'l | | |
| | | | | | | Rec | Nonrecurring First | Add'l | Nonrecurring Disconnect First | Add'l | | | | | | | OSS Rates(\$) | |
| | | | | | | | | | | | | | SOME C | SOMAN | SOMAN | SOMAN | SOMAN | SOMAN |
| CMDS | CENTRALIZED MESSAGE DISTRIBUTION SERVICE (CMDS) | | | | | | | | | | | | | | | | | |
| | CMDS: Message Processing, per message | | | | | 0.004 | | | | | | | | | | | | |
| | CMDS: Data Transmission (CONNECT:DIRECT), per message | | | | | 0.001 | | | | | | | | | | | | |

Attachment 8

Rights-of-Way, Conduits and Pole Attachments

Rights-of-Way, Conduits and Pole Attachments

BellSouth will provide nondiscriminatory access to any pole, duct, conduit, or right-of-way owned or controlled by BellSouth pursuant to 47 U.S.C. § 224, as amended by the Act, pursuant to terms and conditions of a separate license agreement negotiated with BellSouth.

Attachment 9

Performance Measurements

PERFORMANCE MEASUREMENTS

Upon a particular Commission's issuance of an Order pertaining to Performance Measurements in a proceeding expressly applicable to all CLECs generally, BellSouth shall implement in that state such Performance Measurements as of the date specified by the Commission. Performance Measurements that have been Ordered in a particular state can currently be accessed via the internet at <http://pmap.bellsouth.com>.

Attachment 10
BellSouth Disaster Recovery Plan

CONTENTS

PAGE

| | | |
|-------|---|---|
| 1.0 | Purpose | 2 |
| 2.0 | Single Point of Contact | 2 |
| 3.0 | Identifying the Problem | 2 |
| 3.1 | Site Control | 3 |
| 3.2 | Environmental Concerns | 4 |
| 4.0 | The Emergency Control Center (ECC) | 4 |
| 5.0 | Recovery Procedures | 5 |
| 5.1 | CLEC Outage | 5 |
| 5.2 | BellSouth Outage | 5 |
| 5.2.1 | Loss of Central Office | 6 |
| 5.2.2 | Loss of a Central Office with Serving Wire Center Functions | 6 |
| 5.2.3 | Loss of a Central Office with Tandem Functions | 6 |
| 5.2.4 | Loss of a Facility Hub | 7 |
| 5.3 | Combined Outage (CLEC and BellSouth Equipment) | 7 |
| 6.0 | T1 Identification Procedures | 7 |
| 7.0 | Acronyms | 8 |

1.0 PURPOSE

In the unlikely event of a disaster occurring that affects BellSouth's long-term ability to deliver traffic to a CLEC, general procedures have been developed by BellSouth to hasten the recovery process in accordance with the Telecommunications Service Priority (TSP) Program established by the FCC to identify and prioritize telecommunication services that support national security or emergency preparedness (NS/EP) missions. A description of the TSP Program as it may be amended from time to time is available on BellSouth's Interconnection Services Web site. Since each location is different and could be affected by an assortment of potential problems, a detailed recovery plan is impractical. However, in the process of reviewing recovery activities for specific locations, some basic procedures emerge that appear to be common in most cases.

These general procedures should apply to any disaster that affects the delivery of traffic for an extended time period. Each CLEC will be given the same consideration during an outage, and service will be restored as quickly as possible.

This document will cover the basic recovery procedures that would apply to every CLEC.

2.0 SINGLE POINT OF CONTACT

When a problem is experienced, regardless of the severity, the BellSouth Network Management Center (NMC) will observe traffic anomalies and begin monitoring the situation. Controls will be appropriately applied to insure the sanity of BellSouth's network; and, in the event that a switch or facility node is lost, the NMC will attempt to circumvent the failure using available reroutes.

BellSouth's NMC will remain in control of the restoration efforts until the problem has been identified as being a long-term outage. At that time, the NMC will contact BellSouth's ECC and relinquish control of the recovery efforts. Even though the ECC may take charge of the situation, the NMC will continue to monitor the circumstances and restore traffic as soon as damaged network elements are revitalized.

The telephone number for the BellSouth Network Management Center in Atlanta, as published in Telcordia's National Network Management Directory, is 404-321-2516.

3.0 IDENTIFYING THE PROBLEM

During the early stages of problem detection, the NMC will be able to tell which CLECs are affected by the catastrophe. Further analysis and/or first hand observation will determine if the disaster has affected CLEC equipment only, BellSouth equipment only or a combination. The initial restoration activity will be largely determined by the equipment that is affected.

Once the nature of the disaster is determined and after verifying the cause of the problem, the NMC will initiate reroutes and/or transfers that are jointly agreed upon by the affected CLECs' Network Management Center and the BellSouth NMC. The type and percentage of controls used will depend upon available network capacity. Controls necessary to stabilize the situation will be invoked and the NMC will attempt to re-establish as much traffic as possible.

For long-term outages, recovery efforts will be coordinated by the ECC. Traffic controls will continue to be applied by the NMC until facilities are re-established. As equipment is made available for service, the ECC will instruct the NMC to begin removing the controls and allow traffic to resume.

3.1 SITE CONTROL

In the total loss of building use scenario, what likely exists will be a smoking pile of rubble. This rubble will contain many components that could be dangerous. It could also contain any personnel on the premises at the time of the disaster. For these reasons, the local fire marshal with the assistance of the police will control the site until the building is no longer a threat to surrounding properties and the companies have secured the site from the general public.

During this time, the majority owner of the building should be arranging for a demolition contractor to mobilize to the site with the primary objective of reaching the cable entrance facility for a damage assessment. The results of this assessment would then dictate immediate plans for restoration, both short term and permanent.

In a less catastrophic event, i.e., the building is still standing and the cable entrance facility is usable, the situation is more complex. The site will initially be controlled by local authorities until the threat to adjacent property has diminished. Once the site is returned to the control of the companies, the following events should occur.

An initial assessment of the main building infrastructure systems (mechanical, electrical, fire and life safety, elevators, and others) will establish building needs. Once these needs are determined, the majority owner should lead the building restoration efforts. There may be situations where the site will not be totally restored within the confines of the building. The companies must individually determine their needs and jointly assess the cost of permanent restoration to determine the overall plan of action.

Multiple restoration trailers from each company will result in the need for designated space and installation order. This layout and control is required to maximize the amount of restoration equipment that can be placed at the site, and the priority of placements.

Care must be taken in this planning to ensure other restoration efforts have logistical access to the building. Major components of telephone and building equipment will need to be removed and replaced. A priority for this equipment must also be jointly established to facilitate overall site restoration. (Example: If the AC switchgear has sustained damage, this would be of the highest priority in order to regain power, lighting, and HVAC throughout the building.)

If the site will not accommodate the required restoration equipment, the companies would then need to quickly arrange with local authorities for street closures, rights of way or other possible options available.

3.2 ENVIRONMENTAL CONCERNS

In the worse case scenario, many environmental concerns must be addressed. Along with the police and fire marshal, the state environmental protection department will be on site to monitor the situation.

Items to be concerned with in a large central office building could include:

1. Emergency engine fuel supply. Damage to the standby equipment and the fuel handling equipment could have created "spill" conditions that have to be handled within state and federal regulations.
2. Asbestos-containing materials that may be spread throughout the wreckage. Asbestos could be in many components of building, electrical, mechanical, outside plant distribution, and telephone systems.
3. Lead and acid. These materials could be present in potentially large quantities depending upon the extent of damage to the power room.
4. Mercury and other regulated compounds resident in telephone equipment.
5. Other compounds produced by the fire or heat.

Once a total loss event occurs at a large site, local authorities will control immediate clean up (water placed on the wreckage by the fire department) and site access.

At some point, the companies will become involved with local authorities in the overall planning associated with site clean up and restoration. Depending on the clean up approach taken, delays in the restoration of several hours to several days may occur.

In a less severe disaster, items listed above are more defined and can be addressed individually depending on the damage.

In each case, the majority owner should coordinate building and environmental restoration as well as maintain proper planning and site control.

4.0 THE ECC

The ECC is located in the Midtown 1 Building in Atlanta, Georgia. During an emergency, the ECC staff will convene a group of pre-selected experts to inventory the damage and initiate corrective actions. These experts have regional access to BellSouth's personnel and equipment and will assume control of the restoration activity anywhere in the nine-state area.

In the past, the ECC has been involved with restoration activities resulting from hurricanes, ice storms and floods. They have demonstrated their capabilities during these calamities as well as

during outages caused by human error or equipment failures. This group has an excellent record of restoring service as quickly as possible.

During a major disaster, the ECC may move emergency equipment to the affected location, direct recovery efforts of local personnel and coordinate service restoration activities with the CLECs. The ECC will attempt to restore service as quickly as possible using whatever means is available, leaving permanent solutions, such as the replacement of damaged buildings or equipment, for local personnel to administer.

Part of the ECC's responsibility, after temporary equipment is in place, is to support the NMC efforts to return service to the CLECs. Once service has been restored, the ECC will return control of the network to normal operational organizations. Any long-term changes required after service is restored will be made in an orderly fashion and will be conducted as normal activity.

5.0 RECOVERY PROCEDURES

The nature and severity of any disaster will influence the recovery procedures. One crucial factor in determining how BellSouth will proceed with restoration is whether or not BellSouth's equipment is incapacitated. Regardless of whose equipment is out of service, BellSouth will move as quickly as possible to aid with service recovery; however, the approach that will be taken may differ depending upon the location of the problem.

5.1 CLEC OUTAGE

For a problem limited to one CLEC (or a building with multiple CLECs), BellSouth has several options available for restoring service quickly. For those CLECs that have agreements with other CLECs, BellSouth can immediately start directing traffic to a provisional CLEC for completion. This alternative is dependent upon BellSouth having concurrence from the affected CLECs.

Whether or not the affected CLECs have requested a traffic transfer to another CLEC will not impact BellSouth's resolve to re-establish traffic to the original destination as quickly as possible.

5.2 BELL SOUTH OUTAGE

Because BellSouth's equipment has varying degrees of impact on the service provided to the CLECs, restoring service from damaged BellSouth equipment is different. The outage will probably impact a number of Carriers simultaneously. However, the ECC will be able to initiate immediate actions to correct the problem.

A disaster involving any of BellSouth's equipment locations could impact the CLECs, some more than others. A disaster at a Central Office (CO) would only impact the delivery of traffic to and from that one location, but the incident could affect many Carriers. If the CO is a Serving Wire Center (SWC), then traffic from the entire area to those Carriers served from that switch would also be impacted. If the switch functions as an Access Tandem, or there is a tandem in the building, traffic from every CO to every CLEC could be interrupted. A disaster that destroys a facility hub could disrupt various traffic flows, even though the switching equipment may be unaffected.

The NMC would be the first group to observe a problem involving BellSouth's equipment. Shortly after a disaster, the NMC will begin applying controls and finding re-routes for the completion of as much traffic as possible. These reroutes may involve delivering traffic to alternate Carriers upon receiving approval from the CLECs involved. In some cases, changes in translations will be required. If the outage is caused by the destruction of equipment, then the ECC will assume control of the restoration.

5.2.1 Loss of a CO

When BellSouth loses a CO, the ECC will

- a) Place specialists and emergency equipment on notice;
- b) Inventory the damage to determine what equipment and/or functions are lost;
- c) Move containerized emergency equipment and facility equipment to the stricken area, if necessary;
- d) Begin reconnecting service on a parity basis for Hospitals, Police and other emergency agencies or customers served by BellSouth or CLEC in accordance with the TSP priority restoration coding scheme entered in the BellSouth Maintenance database immediately prior to the emergency.

5.2.2 Loss of a CO with SWC Functions

The loss of a CO that also serves as a SWC will be restored as described in Section 5.2.1.

5.2.3 Loss of a CO with Tandem Functions

When BellSouth loses a CO building that serves as an Access Tandem and as a SWC, the ECC will

- a) Place specialists and emergency equipment on notice;
- b) Inventory the damage to determine what equipment and/or functions are lost;
- c) Move containerized emergency equipment and facility equipment to the stricken area, if necessary;
- d) Begin reconnecting service on a parity basis for Hospitals, Police and other emergency agencies or customers served by BellSouth or CLEC in accordance with the TSP priority restoration coding scheme entered in the BellSouth Maintenance database immediately prior to the emergency;
- e) Re-direct as much traffic as possible to the alternate access tandem (if available) for delivery to those CLECs utilizing a different location as a SWC;
- f) Begin aggregating traffic to a location near the damaged building. From this location, begin re-establishing trunk groups to the CLECs for the delivery of traffic normally

found on the direct trunk groups. (This aggregation point may be the alternate access tandem location or another CO on a primary facility route.)

5.2.4 Loss of a Facility Hub

In the event that BellSouth loses a facility hub, the recovery process is much the same as above. Once the NMC has observed the problem and administered the appropriate controls, the ECC will assume authority for the repairs. The recovery effort will include

- a) Placing specialists and emergency equipment on notice;
- b) Inventorying the damage to determine what equipment and/or functions are lost;
- c) Moving containerized emergency equipment to the stricken area, if necessary;
- d) Reconnecting service on a parity basis for Hospitals, Police and other emergency agencies or customers served by BellSouth or CLEC in accordance with the TSP priority restoration coding scheme entered in the BellSouth Maintenance database immediately prior to the emergency; and
- e) If necessary, BellSouth will aggregate the traffic at another location and build temporary facilities. This alternative would be viable for a location that is destroyed and building repairs are required.

5.3 COMBINED OUTAGE (CLEC AND BELL SOUTH EQUIPMENT)

In some instances, a disaster may impact BellSouth's equipment as well as the CLECs'. This situation will be handled in much the same way as described in Section 5.2.3. Since BellSouth and the CLECs will be utilizing temporary equipment, close coordination will be required.

6.0 T1 IDENTIFICATION PROCEDURES

During the restoration of service after a disaster, BellSouth may be forced to aggregate traffic for delivery to a CLEC. During this process, T1 traffic may be consolidated onto DS3s and may become unidentifiable to the Carrier. Because resources will be limited, BellSouth may be forced to "package" this traffic entirely differently than normally received by the CLECs. Therefore, a method for identifying the T1 traffic on the DS3s and providing the information to the Carriers is required.

7.0 ACRONYMS

| | | |
|------|---|---|
| CLEC | - | Competitive Local Exchange Carrier |
| CO | - | Central Office (BellSouth) |
| DS3 | - | Facility that carries 28 T1s (672 circuits) |
| ECC | - | Emergency Control Center (BellSouth) |
| NMC | - | Network Management Center |
| SWC | - | Serving Wire Center (BellSouth switch) |
| T1 | - | Facility that carries 24 circuits |
| TSP | - | Telecommunications Service Priority |

Hurricane Information

During a hurricane, BellSouth will make every effort to keep CLECs updated on the status of our network. Information centers will be set up throughout BellSouth Telecommunications. These centers are not intended to be used for escalations, but rather to keep the CLEC informed of network related issues, area damages and dispatch conditions, etc.

Hurricane-related information can also be found on BellSouth's Interconnection Web site by clicking on the link "Relief Information" in the special alert box located on the Web page. Additionally, information concerning Mechanized Disaster Reports can also be found by clicking on the link "Click here for information concerning Disaster Recovery Reports" on the Hurricane Relief page.

BST Disaster Management Plan

BellSouth maintenance centers have geographical and redundant communication capabilities. In the event of a disaster removing any maintenance center from service another geographical center would assume maintenance responsibilities. The contact numbers will not change and the transfer will be transparent to the CLEC.

Attachment 11

Bona Fide Request and New Business Request Process

BONA FIDE REQUEST AND NEW BUSINESS REQUEST PROCESS

1. **Bona Fide Request**
- 1.1 The Parties agree that Megagate is entitled to order any Network Element, interconnection option or service option required to be made available by FCC or Commission requirements pursuant to the Act. A Bona Fide Request (BFR) is to be used when Megagate makes a request of BellSouth to provide a new or modified Network Element, interconnection option or other service option pursuant to the Act that was not previously provided for in this Agreement.
- 1.2 A BFR shall be submitted in writing by Megagate and shall specifically identify the requested service date, technical requirements, space requirements and/or such other specifications that clearly define the request such that BellSouth has sufficient information to analyze and prepare a response. Such a request shall also include Megagate's designation of the request as being pursuant to the Telecommunications Act of 1996 (i.e., a BFR). The request shall be sent to Megagate's designated BellSouth Sales contact or Local Contract Manager (LCM).
- 1.3 Within two (2) business days of receipt of a BFR, BellSouth shall acknowledge in writing its receipt and identify a single point of contact responsible for responding to the BFR and shall request any additional information needed to process the request to the extent known at that time. Notwithstanding the foregoing, BellSouth may reasonably request additional information from Megagate at any time during the processing of the BFR.
- 1.4 Within thirty (30) business days of BellSouth's receipt of the BFR, if the preliminary analysis of the requested BFR is not of such complexity that it will cause BellSouth to expend extraordinary resources to evaluate the BFR, BellSouth shall respond to Megagate by providing a preliminary analysis of the new or modified Network Element or interconnection option not ordered by the FCC or Commission that is the subject of the BFR. The preliminary analysis shall either confirm that BellSouth will offer access to the new or modified Network Element, interconnection option or service option or confirm that BellSouth will not offer the new or modified Network Element, interconnection option or service option.
- 1.5 For any new or modified Network Element, interconnection option or service option not ordered by the FCC or Commission, if the preliminary analysis states that BellSouth will offer the new or modified Network Element, interconnection option or service option, the preliminary analysis will include an estimate of the costs of utilizing existing resources, both personnel and systems, in the development including, but not limited to,

request parameters analysis, determination of impacted BellSouth departments, determination of required resources, project management resources, etc. (Development Rate) including a general breakdown of such costs associated with the Network Element, interconnection option or service option and the date the request can be met. If the preliminary analysis states that BellSouth will not offer the new or modified Network Element, interconnection option or service option, BellSouth will provide an explanation of why the request is not technically feasible, does not qualify as a BFR for the new or modified Network Element, interconnection option or service option, should actually be submitted as a New Business Request (NBR) or is otherwise not required to be provided under the Act. If BellSouth cannot provide the Network Element, interconnection option or service option by the requested date, BellSouth shall provide an alternative proposed date together with a detailed explanation as to why BellSouth is not able to meet Megagate's requested date.

- 1.6 For any new or modified Network Element, interconnection option or service option not ordered by the FCC or Commission, if BellSouth determines that the preliminary analysis of the requested BFR is of such complexity that it will cause BellSouth to expend extraordinary resources to evaluate the BFR, BellSouth shall notify Megagate within ten (10) business days of BellSouth's receipt of BFR that a fee will be required prior to the preliminary evaluation of the BFR. Such fee shall be limited to BellSouth's extraordinary expenses directly related to the complex request that require the allocation and engagement of additional resources above the existing allocated resources used on BFR cost development which include, but are not limited to, expenditure of funds to develop feasibility studies, specific resources that are required to determine request requirements (such as operation support system analysts, technical managers, software developers), software impact analysis by specific software developers; software architecture development, hardware impact analysis by specific system analysts, etc. and the request for such fee shall be accompanied with a general breakdown of such costs. If Megagate accepts the complex request evaluation fee proposed by BellSouth, Megagate shall submit such fee within thirty (30) business days of BellSouth's notice that a complex request evaluation fee is required. Within thirty (30) business days of BellSouth's receipt of the complex request evaluation fee, BellSouth shall respond to Megagate by providing a preliminary analysis, consistent with Section 1.4 above.
- 1.7 Megagate may cancel a BFR at any time up until thirty (30) business days after receiving BellSouth's preliminary analysis. If Megagate cancels the BFR within thirty (30) business days after receipt of BellSouth's preliminary analysis, BellSouth shall be entitled to keep any complex request evaluation fee submitted in accordance with Section 1.6 above,

minus those costs included in the fee that have not been incurred as of the date of cancellation.

- 1.8 Megagate will have thirty (30) business days from receipt of preliminary analysis to accept the preliminary analysis or cancel the BFR. If Megagate fails to respond within this thirty (30) business day period, the BFR will be deemed cancelled. Acceptance of the preliminary analysis must be in writing and accompanied by the estimated Development Rate for the new or modified Network Element, interconnection option or service option quoted in the preliminary analysis.
- 1.9 Notwithstanding any other provision of this Agreement, BellSouth shall propose a firm price quote, including the firm Development Rate, the firm nonrecurring rate and the firm recurring rate, and a detailed implementation plan within ten (10) business days of receipt of Megagate's accurate BFR application for a Network Element, interconnection option or service option that is operational at the time of the request; thirty (30) business days of receipt of Megagate's accurate BFR application for a new or modified Network Element, interconnection option or service option ordered by the FCC or Commission; and within sixty (60) business days of receipt of Megagate's accurate BFR application for a new or modified Network Element, interconnection option or service option not ordered by the FCC or Commission or not operational at the time of the request. The firm nonrecurring rate will not include any of the Development Rate or the complex request evaluation fee, if required, in the calculation of this rate. Such firm price quote shall not exceed the estimate provided with the preliminary analysis by more than twenty-five percent (25%).
- 1.10 Megagate shall have thirty (30) business days from receipt of firm price quote to accept or deny the firm price quote and submit any additional Development or nonrecurring rates quoted in the firm price quote.
- 1.11 Unless Megagate agrees otherwise, all prices shall be consistent with the applicable pricing principles and provisions of the Act.
- 1.12 If Megagate believes that BellSouth's firm price quote is not consistent with the requirements of the Act, either Party may seek dispute resolution in accordance with the dispute resolution provisions set forth in General Terms and Conditions.
- 1.13 Upon agreement to the rates, terms and conditions of a BFR, the Parties shall negotiate in good faith an amendment to this Agreement.

2 New Business Request

- 2.1 Megagate also shall be permitted to request the development of new or modified facilities or service options which may not be required by the Act. Procedures applicable to requesting the addition of such elements, services and options are specified in this Attachment. A NBR is to be used by Megagate to make a request of BellSouth for a new or modified feature or capability of an existing product or service, a new product or service that is not deployed within the BellSouth network or operations and business support systems, or a new or modified service option that was not previously included in this Agreement (Requested NBR Services) and is not required by the Act.
- 2.2 An NBR shall be submitted in writing by Megagate and shall specifically identify the requested service date, technical requirements, space requirements and/or such specifications that clearly define the request such that BellSouth has sufficient information to analyze and prepare a response. The request shall be sent to Megagate's designated BellSouth Sales contact or LCM.
- 2.3 Within two (2) business days of receipt of an NBR, BellSouth shall acknowledge in writing its receipt and identify a single point of contact responsible for responding to the NBR and shall request any additional information needed to process the request to the extent known at that time. Notwithstanding the foregoing, BellSouth may reasonably request additional information from Megagate at any time during the processing of the NBR.
- 2.4 If the preliminary analysis of the requested NBR is not of such complexity that it will cause BellSouth to expend extraordinary resources to evaluate the NBR, within thirty (30) business days of its receipt of the NBR, BellSouth shall respond to Megagate by providing a preliminary analysis of such Requested NBR Services that are the subject of the NBR. The preliminary analysis shall either confirm that BellSouth will offer access to the Requested NBR Services or confirm that BellSouth will not offer the Requested NBR Services.
- 2.5 If the preliminary analysis states that BellSouth will offer the Requested NBR Services, the preliminary analysis will include an estimate of the Development Rate including a general breakdown of costs and the date the request can be met. If BellSouth cannot provide the Requested NBR Service by the requested date, it shall provide an alternative proposed date together with a detailed explanation as to why BellSouth is not able to meet Megagate's requested date.
- 2.6 If BellSouth determines that the preliminary analysis of the requested NBR is of such complexity that it will cause BellSouth to expend extraordinary resources to evaluate the NBR, BellSouth shall notify

Megagate within ten (10) business days of BellSouth's notice that a complex request evaluation fee is required prior to the evaluation of the NBR. Such fee shall be limited to BellSouth's extraordinary expenses directly related to the complex request. If Megagate accepts the complex request evaluation fee amount proposed by BellSouth, Megagate shall submit such complex request evaluation fee within thirty (30) business days of BellSouth's notice that a complex request evaluation fee is required.

- 2.7 Within thirty (30) business days of BellSouth's receipt of the complex request evaluation fee, BellSouth shall respond to Megagate by providing a preliminary analysis of such Requested NBR Services.
- 2.8 Megagate may cancel an NBR at any time. If Megagate cancels the request more than ten (10) business days after submitting it, Megagate shall pay BellSouth's reasonable and demonstrable costs of processing and/or implementing the NBR up to the date of cancellation in addition to any fee submitted in accordance with Section 1.6 above.
- 2.9 Megagate will have thirty (30) business days from receipt of the preliminary analysis to accept the preliminary analysis or cancel the NBR. If Megagate fails to respond within this thirty (30) business day period, the NBR will be deemed cancelled.
- 2.10 Acceptance of the preliminary analysis must be in writing and accompanied by the estimated Development Rate for the Requested NBR Services quoted in the preliminary analysis.
- 2.11 BellSouth shall propose a firm price quote including the firm Development Rate, the firm nonrecurring rate, and the firm recurring rate, and a detailed implementation plan within ten (10) business days of receipt of Megagate's accurate NBR application for a Requested NBR Service that is operational at the time of the request and within sixty (60) business days of receipt of Megagate's accurate NBR application for the Requested NBR Services not operational at the time of the request. The firm nonrecurring rate will not include any of the Development Rate or the complex request evaluation fee, if required, in the calculation of this rate. Such firm price quote shall not exceed the estimate provided with the preliminary analysis by more than twenty-five percent (25%).
- 2.12 Megagate shall have thirty (30) business days from receipt of the firm price quote to accept or deny the firm price quote and submit any additional nonrecurring, non-refundable fees quoted in the firm price quote. If the firm price quote is less than the preliminary analysis' estimate of the Development Rate, BellSouth will credit Megagate's account for the difference.

- 2.13 Upon agreement to the rates, terms and conditions of a NBR, an amendment to this Agreement, or a separate agreement, may be required and the Parties shall negotiate such agreement or amendment in good faith.