

BELLSOUTH® / CLEC Agreement

Customer Name: ECI

Ernest Communications, Inc. - Renegotiation	2
Table of Contents	3
General Terms and Conditions	5
Att 1 - Resale	25
ATT 1 - Resale Discounts and Rates	50
Att 2 - UNEs	52
ATT 2 - UNE Rates	123
Att 3 - Network Interconnection	475
ATT 3 - Local Interconnection Rates	503
Att 4 - Collocation - Central Office	512
Att 4 - Collocation - Remote Site	552
ATT 4 - Collocation Rates	588
Att 5 - Interim Number Portability	616
ATT 5 - Svc Prov Number Portability Rates	623
Att 6 - Ordering	632
Att 7 - Billing	638
ATT 7 - ODUF-ADUF-CMDS Rates	653
Att 8 - Rights of Way	662
Att 9 - Performance Measurements	664
Att 10 - Disaster Recovery Plan	666
Att 11 - BFR and NBR Process	675

**INTERCONNECTION
AGREEMENT
BETWEEN
BELLSOUTH TELECOMMUNICATIONS INC.
AND
ERNEST COMMUNICATIONS, INC.**

TABLE OF CONTENTS

General Terms and Conditions

- Definitions
- 1. CLEC Certification
- 2. Term of the Agreement
- 3. Operational Support Systems
- 4. Parity
- 5. White Pages Listings
- 6. Court Ordered Requests for Call Detail Records and Other Subscriber Information
- 7. Liability and Indemnification
- 8. Intellectual Property Rights and Indemnification
- 9. Proprietary and Confidential Information
- 10. Resolution of Disputes
- 11. Taxes
- 12. Force Majeure
- 13. Adoption of Agreements
- 14. Modification of Agreement
- 15. Non-waiver of Legal Rights
- 16. Indivisibility
- 17. Waivers
- 18. Governing Law
- 19. Arm's Length Negotiations
- 20. Notices
- 21. Rule of Construction
- 22. Headings of No Force or Effect
- 23. Multiple Counterparts
- 24. Implementation of Agreement
- 25. Filing of Agreement
- 26. Compliance with Applicable Law
- 27. Necessary Approvals
- 28. Good Faith Performance
- 29. Nonexclusive Dealings
- 30. Rate True-Up
- 31. Survival
- 32. Establishment of Service
- 33. Entire Agreement

TABLE OF CONTENTS (cont'd)

Attachment 1 - Resale

Attachment 2 - Network Elements and Other Services

Attachment 3 - Network Interconnection

Attachment 4 - Physical Collocation

Attachment 5 - Access to Numbers and Number Portability

Attachment 6 – Pre-Ordering, Ordering and Provisioning, Maintenance and Repair

Attachment 7 - Billing

Attachment 8 - Rights-of-Way, Conduits and Pole Attachments

Attachment 9 - Performance Measurements

Attachment 10- BellSouth Disaster Recovery Plan

Attachment 11–Bona Fide Request/New Business Request Process

AGREEMENT GENERAL TERMS AND CONDITIONS

THIS AGREEMENT is made by and between BellSouth Telecommunications, Inc., (“BellSouth”), a Georgia corporation, and Ernest Communications, Inc. (“ECI”), a Georgia corporation, and shall be deemed effective 30 calendar days following the date of the last signature of both Parties (“Effective Date”). This Agreement may refer to either BellSouth or ECI or both as a “Party” or “Parties.”

W I T N E S S E T H

WHEREAS, BellSouth is a local exchange telecommunications company authorized to provide telecommunications services in the states of Alabama, Florida, Georgia, Kentucky, Louisiana, Mississippi, North Carolina, South Carolina and Tennessee; and

WHEREAS, ECI is or seeks to become a CLEC authorized to provide telecommunications services in the states of Alabama, Florida, Georgia, Kentucky, Louisiana, Mississippi, North Carolina, South Carolina, and Tennessee; and

WHEREAS, ECI wishes to resell BellSouth’s telecommunications services and purchase network elements and other services, and, solely in connection therewith, may wish to utilize Collocation Space or space available pursuant to Adjacent Arrangement (all as defined in Attachment 4 of this Agreement); and

WHEREAS, the Parties wish to interconnect their facilities and exchange traffic pursuant to Sections 251 and 252 of the Act.

NOW THEREFORE, in consideration of the mutual agreements contained herein, BellSouth and ECI agree as follows:

Definitions

Affiliate is defined as a person that (directly or indirectly) owns or controls, is owned or controlled by, or is under common ownership or control with, another person. For purposes of this paragraph, the term “own” means to own an equity interest (or equivalent thereof) of more than 10 percent.

Commission is defined as the appropriate regulatory agency in each of BellSouth’s nine-state region, Alabama, Florida, Georgia, Kentucky, Louisiana, Mississippi, North Carolina, South Carolina, and Tennessee.

Competitive Local Exchange Carrier (CLEC) means a telephone company certificated by the Commission to provide local exchange service within BellSouth's franchised area.

End User means the ultimate user of the Telecommunications Service.

FCC means the Federal Communication Commission.

General Terms and Conditions means this document including all of the terms, provisions and conditions set forth herein.

Telecommunications means the transmission, between or among points specified by the user, of information of the user's choosing, without change in the form or content of the information as sent and received.

Telecommunications Service means the offering of telecommunications for a fee directly to the public, or to such classes of users as to be effectively available directly to the public, regardless of the facilities used.

Telecommunications Act of 1996 ("Act") means Public Law 104-104 of the United States Congress effective February 8, 1996. The Act amended the Communications Act of 1934 (47 U.S.C. Section 1 et. seq.).

1. CLEC Certification

- 1.1 ECI agrees to provide BellSouth in writing the certificate number or docket number, for the docket pending certification, for all states covered by this Agreement except Kentucky prior to BellSouth filing this Agreement with the appropriate commission for approval.
- 1.2 Additionally, ECI will notify BellSouth in writing when it becomes certified or has a docket pending certification to operate in any other state in the BellSouth region. Upon notification, BellSouth will file this Agreement with the appropriate commission for approval.

2. Term of the Agreement

- 2.1 The term of this Agreement shall be three years, beginning on the Effective Date and shall apply to the BellSouth territory in the state(s) of Alabama, Florida, Georgia, Kentucky, Louisiana, Mississippi, North Carolina, South Carolina and Tennessee.
- 2.2 The Parties agree that by no earlier than two hundred seventy (270) days and no later than one hundred and eighty (180) days prior to the expiration of this Agreement, they shall commence negotiations for a new agreement to be effective beginning on the expiration date of this Agreement ("Subsequent Agreement").
- 2.3 If, within one hundred and thirty-five (135) days of commencing the negotiation referred to in Section 2.2 above, the Parties are unable to negotiate new terms, conditions and prices for a Subsequent Agreement, either Party may petition the

Commission to establish appropriate terms, conditions and prices for the Subsequent Agreement pursuant to 47 U.S.C. 252.

- 2.4 If as of the expiration of this Agreement, a Subsequent Agreement has not been executed by the Parties, this Agreement shall terminate. Upon termination of this Agreement, BellSouth shall continue to offer services to ECI pursuant to the terms, conditions and rates set forth in BellSouth's then current standard interconnection agreement. In the event that BellSouth's standard interconnection agreement becomes effective as between the Parties, the Parties may continue to negotiate a Subsequent Agreement or arbitrate disputed issues to reach a Subsequent Agreement as set forth in Section 2.3 above, and the terms of such Subsequent Agreement shall be effective as of the date of its execution.

3. Operational Support Systems

ECI shall pay charges for Operational Support Systems (OSS) as set forth in this Agreement in Attachment 1 and/or in Attachments 2, 3 and 5, as applicable.

4. Parity

When ECI purchases, pursuant to Attachment 1 of this Agreement, telecommunications services from BellSouth for the purposes of resale to end users, BellSouth shall provide said services so that the services are equal in quality, subject to the same conditions, and provided within the same provisioning time intervals that BellSouth provides to its affiliates, subsidiaries and end users. To the extent technically feasible, the quality of a Network Element, as well as the quality of the access to such Network Element provided by BellSouth to ECI shall be at least equal in quality to that which BellSouth provides to itself, its affiliates or any other telecommunications carrier. The quality of the interconnection between the networks of BellSouth and the network of ECI shall be at a level that is equal to that which BellSouth provides itself, a subsidiary, an Affiliate, or any other party. The interconnection facilities shall be designed to meet the same technical criteria and service standards that are used within BellSouth's network and shall extend to a consideration of service quality as perceived by BellSouth's end users and service quality as perceived by ECI.

5. White Pages Listings

- 5.1 BellSouth shall provide ECI and their customers access to white pages directory listings under the following terms:

- 5.2 Listings. ECI shall provide all new, changed and deleted listings on a timely basis and BellSouth or its agent will include ECI residential and business customer listings in the appropriate White Pages (residential and business) or alphabetical directories. Directory listings will make no distinction between ECI and BellSouth subscribers.

- 5.2.1 Rates. So long as ECI provides subscriber listing information to BellSouth in accordance with Section 5.3 below, BellSouth shall provide to ECI one (1)

primary White Pages listing per ECI subscriber at no charge other than applicable service order charges as set forth in BellSouth's tariffs.

- 5.3 Procedures for Submitting ECI Subscriber Information are found in The BellSouth Business Rules for Local Ordering.
- 5.4 Notwithstanding any provision(s) to the contrary, ECI shall provide to BellSouth, and BellSouth shall accept, ECI's Subscriber Listing Information (SLI) relating to ECI's customers in the geographic area(s) covered by this Interconnection Agreement. ECI authorizes BellSouth to release all such ECI SLI provided to BellSouth by ECI to qualifying third parties via either license agreement or BellSouth's Directory Publishers Database Service (DPDS), General Subscriber Services Tariff (GSST), Section A38.2, as the same may be amended from time to time. Such ECI SLI shall be intermingled with BellSouth's own customer listings and listings of any other CLEC that has authorized a similar release of SLI. Where necessary, BellSouth will use good faith efforts to obtain Commission approval of any necessary modifications to Section A38.2 of its tariff to provide for release of third party directory listings, including modifications regarding listings to be released pursuant to such tariff and BellSouth's liability thereunder. BellSouth's obligation pursuant to this Section shall not arise in any particular state until the Commission of such state has approved modifications to such tariff.
- 5.4.1 No compensation shall be paid to ECI for BellSouth's receipt of ECI SLI, or for the subsequent release to third parties of such SLI. In addition, to the extent BellSouth incurs costs to modify its systems to enable the release of ECI's SLI, or costs on an ongoing basis to administer the release of ECI SLI, ECI shall pay to BellSouth its proportionate share of the reasonable costs associated therewith. At any time that costs may be incurred to administer the release of ECI's SLI, ECI will be notified. If ECI does not wish to pay its proportionate share of these reasonable costs, ECI may instruct BellSouth that it does not wish to release its SLI to independent publishers, and ECI may amend its interconnection agreement accordingly. Such amendment would become effective at such time that both Parties have signed, and ECI will be liable for all costs incurred up to that time.
- 5.4.2 Neither BellSouth nor any agent shall be liable for the content or accuracy of any SLI provided by ECI under this Agreement. ECI shall indemnify, hold harmless and defend BellSouth and its agents from and against any damages, losses, liabilities, demands, claims, suits, judgments, costs and expenses (including but not limited to reasonable attorneys' fees and expenses) arising from BellSouth's tariff obligations or otherwise and resulting from or arising out of any third party's claim of inaccurate ECI listings or use of the SLI provided pursuant to this Agreement. BellSouth may forward to ECI any complaints received by BellSouth relating to the accuracy or quality of ECI listings.
- 5.4.3 Listings and subsequent updates will be released consistent with BellSouth system changes and/or update scheduling requirements.

- 5.5 Unlisted/Non-Published Subscribers. ECI will be required to provide to BellSouth the names, addresses and telephone numbers of all ECI customers who wish to be omitted from directories. Unlisted/Non-Published Subscriber listings will be offered at tariff rates as set forth in the GSST.
- 5.6 Inclusion of ECI Customers in Directory Assistance Database. BellSouth will include and maintain ECI subscriber listings in BellSouth's Directory Assistance databases at no recurring charge and ECI shall provide such Directory Assistance listings at no recurring charge. BellSouth and ECI will formulate appropriate procedures regarding lead-time, timeliness, format and content of listing information.
- 5.7 Listing Information Confidentiality. BellSouth will accord ECI's directory listing information the same level of confidentiality that BellSouth accords its own directory listing information, and BellSouth shall limit access to ECI's customer proprietary confidential directory information to those BellSouth employees or agents who are involved in the preparation of listings or directories.
- 5.8 Additional and Designer Listings. Additional and designer listings will be offered by BellSouth at tariffed rates as set forth in the General Subscriber Services Tariff.
- 5.9 Directories. BellSouth or its agent shall make available White Pages directories to ECI subscribers at no charge or as specified in a separate BAPCO agreement.
- 6. Court Ordered Requests for Call Detail Records and Other Subscriber Information**
- 6.1 Subpoenas Directed to BellSouth. Where BellSouth provides resold services or local switching for ECI, BellSouth shall respond to subpoenas and court ordered requests delivered directly to BellSouth for the purpose of providing call detail records when the targeted telephone numbers belong to ECI end users. Billing for such requests will be generated by BellSouth and directed to the law enforcement agency initiating the request. BellSouth shall maintain such information for ECI end users for the same length of time it maintains such information for its own end users.
- 6.2 Subpoenas Directed to ECI. Where BellSouth is providing to ECI telecommunications services for resale or providing to ECI the local switching function, then ECI agrees that in those cases where ECI receives subpoenas or court ordered requests regarding targeted telephone numbers belonging to ECI end users, and where ECI does not have the requested information, ECI will advise the law enforcement agency initiating the request to redirect the subpoena or court ordered request to BellSouth for handling in accordance with 6.1 above.
- 6.3 In all other instances, where either Party receives a request for information involving the other Party's end user, the Party receiving the request will advise the law enforcement agency initiating the request to redirect such request to the other Party.

7. Liability and Indemnification

- 7.1 ECI Liability. In the event that ECI consists of two (2) or more separate entities as set forth in this Agreement and/or any Amendments hereto, all such entities shall be jointly and severally liable for the obligations of ECI under this Agreement.
- 7.2 Liability for Acts or Omissions of Third Parties. BellSouth shall not be liable to ECI for any act or omission of another telecommunications company providing services to ECI.
- 7.3 Limitation of Liability
- 7.3.1 Except for any indemnification obligations of the Parties hereunder, each Party's liability to the other for any loss, cost, claim, injury or liability or expense, including reasonable attorneys' fees relating to or arising out of any negligent act or omission in its performance of this Agreement whether in contract or in tort, shall be limited to a credit for the actual cost of the services or functions not performed or improperly performed.
- 7.3.2 Limitations in Tariffs. A Party may, in its sole discretion, provide in its tariffs and contracts with its End Users and third parties that relate to any service, product or function provided or contemplated under this Agreement, that to the maximum extent permitted by Applicable Law, such Party shall not be liable to the End User or third party for (i) any loss relating to or arising out of this Agreement, whether in contract, tort or otherwise, that exceeds the amount such Party would have charged that applicable person for the service, product or function that gave rise to such loss and (ii) Consequential Damages. To the extent that a Party elects not to place in its tariffs or contracts such limitations of liability, and the other Party incurs a loss as a result thereof, such Party shall indemnify and reimburse the other Party for that portion of the loss that would have been limited had the first Party included in its tariffs and contracts the limitations of liability that such other Party included in its own tariffs at the time of such loss.
- 7.3.3 Neither BellSouth nor ECI shall be liable for damages to the other Party's terminal location, equipment or End User premises resulting from the furnishing of a service, including, but not limited to, the installation and removal of equipment or associated wiring, except to the extent caused by a Party's negligence or willful misconduct or by a Party's failure to ground properly a local loop after disconnection.
- 7.3.4 Under no circumstance shall a Party be responsible or liable for indirect, incidental, or consequential damages, including, but not limited to, economic loss or lost business or profits, damages arising from the use or performance of equipment or software, or the loss of use of software or equipment, or accessories attached thereto, delay, error, or loss of data. In connection with this limitation of liability, each Party recognizes that the other Party may, from time to time, provide advice, make recommendations, or supply other analyses related to the Services, or

facilities described in this Agreement, and, while each Party shall use diligent efforts in this regard, the Parties acknowledge and agree that this limitation of liability shall apply to provision of such advice, recommendations, and analyses.

- 7.3.5 To the extent any specific provision of this Agreement purports to impose liability, or limitation of liability, on either Party different from or in conflict with the liability or limitation of liability set forth in this Section, then with respect to any facts or circumstances covered by such specific provisions, the liability or limitation of liability contained in such specific provision shall apply.

- 7.4 Indemnification for Certain Claims. The Party providing services hereunder, its affiliates and its parent company, shall be indemnified, defended and held harmless by the Party receiving services hereunder against any claim, loss or damage arising from the receiving company's use of the services provided under this Agreement pertaining to (1) claims for libel, slander or invasion of privacy arising from the content of the receiving company's own communications, or (2) any claim, loss or damage claimed by the End User of the Party receiving services arising from such company's use or reliance on the providing company's services, actions, duties, or obligations arising out of this Agreement.

- 7.5 Disclaimer. EXCEPT AS SPECIFICALLY PROVIDED TO THE CONTRARY IN THIS AGREEMENT, NEITHER PARTY MAKES ANY REPRESENTATIONS OR WARRANTIES TO THE OTHER PARTY CONCERNING THE SPECIFIC QUALITY OF ANY SERVICES, OR FACILITIES PROVIDED UNDER THIS AGREEMENT. THE PARTIES DISCLAIM, WITHOUT LIMITATION, ANY WARRANTY OR GUARANTEE OF MERCHANTABILITY OR FITNESS FOR A PARTICULAR PURPOSE, ARISING FROM COURSE OF PERFORMANCE, COURSE OF DEALING, OR FROM USAGES OF TRADE.

8. Intellectual Property Rights and Indemnification

- 8.1 No License. No patent, copyright, trademark or other proprietary right is licensed, granted or otherwise transferred by this Agreement. ECI is strictly prohibited from any use, including but not limited to in sales, in marketing or advertising of telecommunications services, of any BellSouth name, service mark or trademark (collectively, the "Marks"). The Marks of BellSouth include those Marks owned directly by BellSouth and those Marks that BellSouth has a legal and valid license to use.

- 8.2 Ownership of Intellectual Property. Any intellectual property that originates from or is developed by a Party shall remain the exclusive property of that Party. Except for a limited license to use patents or copyrights to the extent necessary for the Parties to use any facilities or equipment (including software) or to receive any service solely as provided under this Agreement, no license in patent, copyright, trademark or trade secret, or other proprietary or intellectual property right now or hereafter owned, controlled or licensable by a Party, is granted to the other Party

or shall be implied or arise by estoppel. It is the responsibility of each Party to ensure at no additional cost to the other Party that it has obtained any necessary licenses in relation to intellectual property of third Parties used in its network that may be required to enable the other Party to use any facilities or equipment (including software), to receive any service, or to perform its respective obligations under this Agreement.

- 8.3 Indemnification. The Party providing a service pursuant to this Agreement will defend the Party receiving such service or data provided as a result of such service against claims of infringement arising solely from the use by the receiving Party of such service in the manner contemplated under this Agreement and will indemnify the receiving Party for any damages awarded based solely on such claims in accordance with Section 7 preceding.
- 8.4 Claim of Infringement. In the event that use of any facilities or equipment (including software), becomes, or in the reasonable judgment of the Party who owns the affected network is likely to become, the subject of a claim, action, suit, or proceeding based on intellectual property infringement, then said Party shall promptly and at its sole expense and sole option, but subject to the limitations of liability set forth below:
- 8.4.1 modify or replace the applicable facilities or equipment (including software) while maintaining form and function, or
- 8.4.2 obtain a license sufficient to allow such use to continue.
- 8.4.3 In the event Section 8.4.1 or 8.4.2 are commercially unreasonable, then said Party may, terminate, upon reasonable notice, this contract with respect to use of, or services provided through use of, the affected facilities or equipment (including software), but solely to the extent required to avoid the infringement claim.
- 8.5 Exception to Obligations. Neither Party's obligations under this Section shall apply to the extent the infringement is caused by: (i) modification of the facilities or equipment (including software) by the indemnitee; (ii) use by the indemnitee of the facilities or equipment (including software) in combination with equipment or facilities (including software) not provided or authorized by the indemnitor, provided the facilities or equipment (including software) would not be infringing if used alone; (iii) conformance to specifications of the indemnitee which would necessarily result in infringement; or (iv) continued use by the indemnitee of the affected facilities or equipment (including software) after being placed on notice to discontinue use as set forth herein.
- 8.6 Exclusive Remedy. The foregoing shall constitute the Parties' sole and exclusive remedies and obligations with respect to a third party claim of intellectual property infringement arising out of the conduct of business under this Agreement.

- 8.7 Dispute Resolution. Any claim arising under this Section 8 shall be excluded from the dispute resolution procedures set forth in Section 10 and shall be brought in a court of competent jurisdiction.

9. Proprietary and Confidential Information

- 9.1 Proprietary and Confidential Information. It may be necessary for BellSouth and ECI, each as the “Discloser,” to provide to the other Party, as “Recipient,” certain proprietary and confidential information (including trade secret information) including but not limited to technical, financial, marketing, staffing and business plans and information, strategic information, proposals, request for proposals, specifications, drawings, maps, prices, costs, costing methodologies, procedures, processes, business systems, software programs, techniques, customer account data, call detail records and like information (collectively the “Information”). All such Information conveyed in writing or other tangible form shall be clearly marked with a confidential or proprietary legend. Information conveyed orally by the Discloser to Recipient shall be designated as proprietary and confidential at the time of such oral conveyance, shall be reduced to writing by the Discloser within forty-five (45) days thereafter, and shall be clearly marked with a confidential or proprietary legend.
- 9.2 Use and Protection of Information. Recipient agrees to protect such Information of the Discloser provided to Recipient from whatever source from distribution, disclosure or dissemination to anyone except employees of Recipient with a need to know such Information solely in conjunction with Recipient’s analysis of the Information and for no other purpose except as authorized herein or as otherwise authorized in writing by the Discloser. Recipient will not make any copies of the Information inspected by it.
- 9.3 Exceptions. Recipient will not have an obligation to protect any portion of the Information which:
- 9.3.1 (a) is made publicly available by the Discloser or lawfully by a nonparty to this Agreement; (b) is lawfully obtained by Recipient from any source other than Discloser; (c) is previously known to Recipient without an obligation to keep it confidential; or (d) is released from the terms of this Agreement by Discloser upon written notice to Recipient.
- 9.4 Recipient agrees to use the Information solely for the purposes of negotiations pursuant to 47 U.S.C. 251 or in performing its obligations under this Agreement and for no other entity or purpose, except as may be otherwise agreed to in writing by the Parties. Nothing herein shall prohibit Recipient from providing information requested by the FCC or a state regulatory agency with jurisdiction over this matter, or to support a request for arbitration or an allegation of failure to negotiate in good faith.

- 9.5 Recipient agrees not to publish or use the Information for any advertising, sales promotions, press releases, or publicity matters that refer either directly or indirectly to the Information or to the Discloser or any of its affiliated companies.
- 9.6 The disclosure of Information neither grants nor implies any license to the Recipient under any trademark, patent, copyright, or application that is now or may hereafter be owned by the Discloser.
- 9.7 Survival of Confidentiality Obligations. The Parties' rights and obligations under this Section 9 shall survive and continue in effect until two (2) years after the expiration or termination date of this Agreement with regard to all Information exchanged during the term of this Agreement. Thereafter, the Parties' rights and obligations hereunder survive and continue in effect with respect to any Information that is a trade secret under applicable law.
- 9.8 Assignments. Any assignment by either Party to any non-affiliated entity of any right, obligation or duty, or of any other interest hereunder, in whole or in part, without the prior written consent of the other Party shall be void. A Party may assign this Agreement or any right, obligation, duty or other interest hereunder to an Affiliate of the Party without the consent of the other Party; provided, however, that the assigning Party shall notify the other Party in writing of such assignment thirty (30) days prior to the Effective Date thereof and, provided further, if the assignee is an assignee of ECI, the assignee must provide evidence of Commission CLEC certification. The Parties shall amend this Agreement to reflect such assignments and shall work cooperatively to implement any changes required due to such assignment. All obligations and duties of any Party under this Agreement shall be binding on all successors in interest and assigns of such Party. No assignment or delegation hereof shall relieve the assignor of its obligations under this Agreement in the event that the assignee fails to perform such obligations.

10. Resolution of Disputes

Except as otherwise stated in this Agreement, if any dispute arises as to the interpretation of any provision of this Agreement or as to the proper implementation of this Agreement, the aggrieved Party shall petition the Commission for a resolution of the dispute. However, each Party reserves any rights it may have to seek judicial review of any ruling made by the Commission concerning this Agreement.

11. Taxes

- 11.1 Definition. For purposes of this Section, the terms "taxes" and "fees" shall include but not be limited to federal, state or local sales, use, excise, gross receipts or other taxes or tax-like fees of whatever nature and however designated (including tariff surcharges and any fees, charges or other payments, contractual or otherwise, for the use of public streets or rights of way, whether designated as franchise fees or otherwise) imposed, or sought to be imposed, on or with respect

to the services furnished hereunder or measured by the charges or payments therefore, excluding any taxes levied on income.

11.2 Taxes and Fees Imposed Directly On Either Providing Party or Purchasing Party.

11.2.1 Taxes and fees imposed on the providing Party, which are not permitted or required to be passed on by the providing Party to its customer, shall be borne and paid by the providing Party.

11.2.2 Taxes and fees imposed on the purchasing Party, which are not required to be collected and/or remitted by the providing Party, shall be borne and paid by the purchasing Party.

11.3 Taxes and Fees Imposed on Purchasing Party But Collected And Remitted By Providing Party.

11.3.1 Taxes and fees imposed on the purchasing Party shall be borne by the purchasing Party, even if the obligation to collect and/or remit such taxes or fees is placed on the providing Party.

11.3.2 To the extent permitted by applicable law, any such taxes and/or fees shall be shown as separate items on applicable billing documents between the Parties. Notwithstanding the foregoing, the purchasing Party shall remain liable for any such taxes and fees regardless of whether they are actually billed by the providing Party at the time that the respective service is billed.

11.3.3 If the purchasing Party determines that in its opinion any such taxes or fees are not payable, the providing Party shall not bill such taxes or fees to the purchasing Party if the purchasing Party provides written certification, reasonably satisfactory to the providing Party, stating that it is exempt or otherwise not subject to the tax or fee, setting forth the basis therefor, and satisfying any other requirements under applicable law. If any authority seeks to collect any such tax or fee that the purchasing Party has determined and certified not to be payable, or any such tax or fee that was not billed by the providing Party, the purchasing Party may contest the same in good faith, at its own expense. In any such contest, the purchasing Party shall promptly furnish the providing Party with copies of all filings in any proceeding, protest, or legal challenge, all rulings issued in connection therewith, and all correspondence between the purchasing Party and the taxing authority.

11.3.4 In the event that all or any portion of an amount sought to be collected must be paid in order to contest the imposition of any such tax or fee, or to avoid the existence of a lien on the assets of the providing Party during the pendency of such contest, the purchasing Party shall be responsible for such payment and shall be entitled to the benefit of any refund or recovery.

11.3.5 If it is ultimately determined that any additional amount of such a tax or fee is due to the imposing authority, the purchasing Party shall pay such additional amount, including any interest and penalties thereon.

- 11.3.6 Notwithstanding any provision to the contrary, the purchasing Party shall protect, indemnify and hold harmless (and defend at the purchasing Party's expense) the providing Party from and against any such tax or fee, interest or penalties thereon, or other charges or payable expenses (including reasonable attorney fees) with respect thereto, which are incurred by the providing Party in connection with any claim for or contest of any such tax or fee.
- 11.3.7 Each Party shall notify the other Party in writing of any assessment, proposed assessment or other claim for any additional amount of such a tax or fee by a taxing authority; such notice to be provided, if possible, at least ten (10) days prior to the date by which a response, protest or other appeal must be filed, but in no event later than thirty (30) days after receipt of such assessment, proposed assessment or claim.
- 11.4 Taxes and Fees Imposed on Providing Party But Passed On To Purchasing Party.
- 11.4.1 Taxes and fees imposed on the providing Party, which are permitted or required to be passed on by the providing Party to its customer, shall be borne by the purchasing Party.
- 11.4.2 To the extent permitted by applicable law, any such taxes and/or fees shall be shown as separate items on applicable billing documents between the Parties. Notwithstanding the foregoing, the purchasing Party shall remain liable for any such taxes and fees regardless of whether they are actually billed by the providing Party at the time that the respective service is billed.
- 11.4.3 If the purchasing Party disagrees with the providing Party's determination as to the application or basis for any such tax or fee, the Parties shall consult with respect to the imposition and billing of such tax or fee. Notwithstanding the foregoing, the providing Party shall retain ultimate responsibility for determining whether and to what extent any such taxes or fees are applicable, and the purchasing Party shall abide by such determination and pay such taxes or fees to the providing Party. The providing Party shall further retain ultimate responsibility for determining whether and how to contest the imposition of such taxes and fees; provided, however, that any such contest undertaken at the request of the purchasing Party shall be at the purchasing Party's expense.
- 11.4.4 In the event that all or any portion of an amount sought to be collected must be paid in order to contest the imposition of any such tax or fee, or to avoid the existence of a lien on the assets of the providing Party during the pendency of such contest, the purchasing Party shall be responsible for such payment and shall be entitled to the benefit of any refund or recovery.
- 11.4.5 If it is ultimately determined that any additional amount of such a tax or fee is due to the imposing authority, the purchasing Party shall pay such additional amount, including any interest and penalties thereon.

- 11.4.6 Notwithstanding any provision to the contrary, the purchasing Party shall protect, indemnify and hold harmless (and defend at the purchasing Party's expense) the providing Party from and against any such tax or fee, interest or penalties thereon, or other reasonable charges or payable expenses (including reasonable attorneys' fees) with respect thereto, which are incurred by the providing Party in connection with any claim for or contest of any such tax or fee.
- 11.4.7 Each Party shall notify the other Party in writing of any assessment, proposed assessment or other claim for any additional amount of such a tax or fee by a taxing authority; such notice to be provided, if possible, at least ten (10) days prior to the date by which a response, protest or other appeal must be filed, but in no event later than thirty (30) days after receipt of such assessment, proposed assessment or claim.
- 11.5 Mutual Cooperation. In any contest of a tax or fee by one Party, the other Party shall cooperate fully by providing records, testimony and such additional information or assistance as may reasonably be necessary to pursue the contest. Further, the other Party shall be reimbursed for any reasonable and necessary out-of-pocket copying and travel expenses incurred in assisting in such contest.

12. Force Majeure

In the event performance of this Agreement, or any obligation hereunder, is either directly or indirectly prevented, restricted, or interfered with by reason of fire, flood, earthquake or like acts of God, wars, revolution, civil commotion, explosion, acts of public enemy, embargo, acts of the government in its sovereign capacity, labor difficulties, including without limitation, strikes, slowdowns, picketing, or boycotts, unavailability of equipment from vendor, changes requested by Customer, or any other circumstances beyond the reasonable control and without the fault or negligence of the Party affected, the Party affected, upon giving prompt notice to the other Party, shall be excused from such performance on a day-to-day basis to the extent of such prevention, restriction, or interference (and the other Party shall likewise be excused from performance of its obligations on a day-to-day basis until the delay, restriction or interference has ceased); provided however, that the Party so affected shall use diligent efforts to avoid or remove such causes of non-performance and both Parties shall proceed whenever such causes are removed or cease.

13. Adoption of Agreements

BellSouth shall make available, pursuant to 47 USC § 252 and the FCC rules and regulations regarding such availability, to ECI any interconnection, service, or network element provided under any other agreement filed and approved pursuant to 47 USC § 252, provided a minimum of six months remains on the term of such agreement. The Parties shall adopt all rates, terms and conditions concerning such other interconnection, service or network element and any other rates, terms and conditions that are legitimately related to or were negotiated in exchange for or in conjunction with the interconnection, service or network element being adopted.

The adopted interconnection, service, or network element and agreement shall apply to the same states as such other agreement. The term of the adopted agreement or provisions shall expire on the same date as set forth in the agreement that was adopted.

14. Modification of Agreement

- 14.1 If ECI changes its name or makes changes to its company structure or identity due to a merger, acquisition, transfer or any other reason, it is the responsibility of ECI to notify BellSouth of said change and request that an amendment to this Agreement, if necessary, be executed to reflect said change.
- 14.2 No modification, amendment, supplement to, or waiver of the Agreement or any of its provisions shall be effective and binding upon the Parties unless it is made in writing and duly signed by the Parties.
- 14.3 In the event that any effective legislative, regulatory, judicial or other legal action materially affects any material terms of this Agreement, or the ability of ECI or BellSouth to perform any material terms of this Agreement, ECI or BellSouth may, on thirty (30) days' written notice require that such terms be renegotiated, and the Parties shall renegotiate in good faith such mutually acceptable new terms as may be required. In the event that such new terms are not renegotiated within ninety (90) days after such notice, the Dispute shall be referred to the Dispute Resolution procedure set forth in this Agreement.

15. Non-waiver of Legal Rights

Execution of this Agreement by either Party does not confirm or imply that the executing Party agrees with any decision(s) issued pursuant to the Telecommunications Act of 1996 and the consequences of those decisions on specific language in this Agreement. Neither Party waives its rights to appeal or otherwise challenge any such decision(s) and each Party reserves all of its rights to pursue any and all legal and/or equitable remedies, including appeals of any such decision(s).

16. Indivisibility

The Parties intend that this Agreement be indivisible and nonseverable, and each of the Parties acknowledges that it has assented to all of the covenants and promises in this Agreement as a single whole and that all of such covenants and promises, taken as a whole, constitute the essence of the contract. Without limiting the generality of the foregoing, each of the Parties acknowledges that any provision by BellSouth of Collocation Space (or space pursuant to Adjacent Arrangement) under this Agreement is solely for the purpose of facilitating the provision of other services under this Agreement and that neither Party would have contracted with respect to the provisioning of Collocation Space (or space pursuant to Adjacent Arrangement) if the covenants and promises of the other Party with respect to the other services provided for under this Agreement had not been made. The Parties

further acknowledge that this Agreement is intended to constitute a single transaction, that the obligations of the Parties under this Agreement are interdependent, and that payment obligations under this Agreement are intended to be recoupable against other payment obligations under this Agreement.

17. Waivers

A failure or delay of either Party to enforce any of the provisions hereof, to exercise any option which is herein provided, or to require performance of any of the provisions hereof shall in no way be construed to be a waiver of such provisions or options, and each Party, notwithstanding such failure, shall have the right thereafter to insist upon the performance of any and all of the provisions of this Agreement.

18. Governing Law

This Agreement shall be governed by, and construed and enforced in accordance with, the laws of the State of Georgia, without regard to its conflict of laws principles.

19. Arm's Length Negotiations

This Agreement was executed after arm's length negotiations between the undersigned Parties and reflects the conclusion of the undersigned that this Agreement is in the best interests of all Parties.

20. Notices

20.1 Every notice, consent, approval, or other communications required or contemplated by this Agreement shall be in writing and shall be delivered by hand, by overnight courier or by US mail postage prepaid, address to:

BellSouth Telecommunications, Inc.

Account Team
600 North 19th Street
Birmingham, Alabama 35203

and

General Attorney - COU
Suite 4300
675 W. Peachtree St.
Atlanta, GA 30375

Ernest Communications, Inc.

Paul Masters
Suite 300
6475 Jimmy Carter Blvd.
Norcross, Georgia 30071

or at such other address as the intended recipient previously shall have designated by written notice to the other Party.

20.2 Unless otherwise provided in this Agreement, notice by mail shall be effective on the date it is officially recorded as delivered by return receipt or equivalent, and in the absence of such record of delivery, it shall be presumed to have been delivered the fifth day, or next business day after the fifth day, after it was deposited in the mails.

20.3 Notwithstanding the foregoing, BellSouth may provide ECI notice via Internet posting of price changes, changes to the terms and conditions of services available for resale per Commission Orders. BellSouth will also post changes to business processes and policies, notices of new service offerings, and changes to service offerings not requiring an amendment to this Agreement, notices required to be posted to BellSouth's website, and any other information of general applicability to CLECs.

21. Rule of Construction

No rule of construction requiring interpretation against the drafting Party hereof shall apply in the interpretation of this Agreement.

22. Headings of No Force or Effect

The headings of Articles and Sections of this Agreement are for convenience of reference only, and shall in no way define, modify or restrict the meaning or interpretation of the terms or provisions of this Agreement.

23. Multiple Counterparts

This Agreement may be executed in multiple counterparts, each of which shall be deemed an original, but all of which shall together constitute but one and the same document.

24. Implementation of Agreement

If ECI is a facilities based provider or a facilities based and resale provider, this section shall apply. Within 60 days of the execution of this Agreement, the Parties may adopt a schedule for the implementation of the Agreement. The schedule shall state with specificity time frames for submission of including but not limited to, network design, interconnection points, collocation arrangement requests, pre-

sales testing and full operational time frames for the business and residential markets.

25. Filing of Agreement

Upon execution of this Agreement it shall be filed with the appropriate state regulatory agency pursuant to the requirements of Section 252 of the Act, and the Parties shall share equally any filing fees therefor. If the regulatory agency imposes any filing or public interest notice fees regarding the filing or approval of the Agreement, ECI shall be responsible for publishing the required notice and the publication and/or notice costs shall be borne by ECI. Notwithstanding the foregoing, this Agreement shall not be submitted for approval by the appropriate state regulatory agency unless and until such time as ECI is duly certified as a local exchange carrier in such state, except as otherwise required by a Commission.

26. Compliance with Applicable Law

Each Party shall comply at its own expense with Applicable Law.

27. Necessary Approvals

Each Party shall be responsible for obtaining and keeping in effect all approvals from, and rights granted by, governmental authorities, building and property owners, other carriers, and any other persons that may be required in connection with the performance of its obligations under this Agreement. Each Party shall reasonably cooperate with the other Party in obtaining and maintaining any required approvals and rights for which such Party is responsible.

28. Good Faith Performance

Each Party shall act in good faith in its performance under this Agreement and, in each case in which a Party's consent or agreement is required or requested hereunder, such Party shall not unreasonably withhold or delay such consent or agreement.

29. Nonexclusive Dealings

This Agreement does not prevent either Party from providing or purchasing services to or from any other person nor, except as provided in Section 252(i) of the Act, does it obligate either Party to provide or purchase any services (except insofar as the Parties are obligated to provide access to Interconnection, services and Network Elements to ECI as a requesting carrier under the Act).

30. Rate True-Up

- 30.1 This section applies to Network Interconnection and/or Unbundled Network Elements and Other Services rates that are interim or expressly subject to true-up under this Agreement.
- 30.2 The interim prices for Network Elements and Other Services and Network Interconnection shall be subject to true-up according to the following procedures:
- 30.3 The interim prices shall be trued-up, either up or down, based on final prices determined either by further agreement between the Parties, or by a final order (including any appeals) of the Commission. The Parties shall implement the true-up by comparing the actual volumes and demand for each item, together with interim prices for each item, with the final prices determined for each item. Each Party shall keep its own records upon which the true-up can be based, and any final payment from one Party to the other shall be in an amount agreed upon by the Parties based on such records. In the event of any disagreement as between the records or the Parties regarding the amount of such true-up, the Parties agree that the body having jurisdiction over the matter shall be called upon to resolve such differences, or the Parties may mutually agree to submit the matter to the Dispute Resolution process in accordance with the provisions of Section 10 of the General Terms and Conditions and Attachment 1 of this Agreement.
- 30.4 The Parties may continue to negotiate toward final prices, but in the event that no such Agreement is reached within nine (9) months, either Party may petition the Commission to resolve such disputes and to determine final prices for each item. Alternatively, upon mutual agreement, the Parties may submit the matter to the Dispute Resolution Process set forth in Section 10 of the General Terms and Conditions and Attachment 1 of this Agreement, so long as they file the resulting Agreement with the Commission as a “negotiated Agreement” under Section 252(e) of the Act.
- 30.5 An effective order of the Commission that forms the basis of a true-up shall be based upon cost studies submitted by either or both Parties to the Commission and shall be binding upon BellSouth and ECI specifically or upon all carriers generally, such as a generic cost proceeding.

31. Survival

The Parties’ obligations under this Agreement which by their nature are intended to continue beyond the termination or expiration of this Agreement shall survive the termination or expiration of this Agreement.

32. Establishment of Service

If BellSouth is informed that an unauthorized change in local service to ECI has occurred, BellSouth will reestablish service with the appropriate local service provider and will assess ECI as the CLEC initiating the alleged unauthorized change, the appropriate nonrecurring charges, as set forth in Section A4 of the

General Subscriber Service Tariff. In accordance with FCC Slamming Liability Rules, the relevant governmental agency will determine if an unauthorized change has occurred. Resolution of all relevant issues shall be handled directly with the authorized CLEC and ECI.

33. Entire Agreement

33.1 This Agreement means the General Terms and Conditions and the Attachments identified in Section 33.2 below, all of which, when taken together, are intended to constitute one indivisible agreement. This Agreement sets forth the entire understanding and supersedes prior agreements between the Parties relating to the subject matter contained in this Agreement and merges all prior discussions between them. Any orders placed under prior agreements between the Parties shall be governed by the terms of this Agreement. Neither Party shall be bound by any definition, condition, provision, representation, warranty, covenant or promise other than as expressly stated in this Agreement or as is contemporaneously or subsequently set forth in writing and executed by a duly authorized officer or representative of the Party to be bound thereby.

33.2 This Agreement includes Attachments with provisions for the following:

Resale
Network Elements and Other Services
Network Interconnection
Collocation
Access to Numbers and Number Portability
Pre-Ordering, Ordering and Provisioning, Maintenance and Repair
Billing and Billing Accuracy Certification
Rights-of-Way, Conduits and Pole Attachments
Performance Measurements
BellSouth Disaster Recovery Plan
Bona Fide Request/New Business Request Process

33.3 The following services are included as options for purchase by ECI pursuant to the terms and conditions set forth in this Agreement. ECI may elect to purchase said services by written request to its Account Manager if applicable:

Optional Daily Usage File (ODUF)
Enhanced Optional Daily Usage File (EODUF)
Access Daily Usage File (ADUF)
Line Information Database (LIDB) Storage
Centralized Message Distribution Service (CMDS)
Calling Name (CNAM)
LNP Data Base Query Service

IN WITNESS WHEREOF, the Parties have executed this Agreement the day and year written below.

BellSouth Telecommunications, Inc.

Ernest Communications, Inc.

By: _____

By: _____

Name: _____

Name: _____

Title: _____

Title: _____

Date: _____

Date: _____

Attachment 1

Resale

Table of Contents

1. Discount Rates	3
2. Definition of Terms.....	3
3. General Provisions.....	4
4. BellSouth's Provision of Services to ECI.....	8
5. Maintenance of Services.....	8
6. Establishment of Service	9
7. Discontinuance of Service.....	9
8. Operator Services (Operator Call Processing and Directory Assistance)	10
9. Line Information Database (LIDB)	14
10. RAO Hosting	14
11. Optional Daily Usage File (ODUF).....	14
12. Enhanced Optional Daily Usage File (EODUF).....	14
Resale Restrictions	Exhibit A
Line Information Database (LIDB) Storage Agreement	Exhibit B
Optional Daily Usage File (ODUF)	Exhibit C
Enhanced Option Daily Usage File (EODUF)	Exhibit D
Resale Discounts and Rates	Exhibit E

RESALE

1. Discount Rates

- 1.1 The discount rates applied to ECI purchases of BellSouth Telecommunications Services for the purpose of resale shall be as set forth in Exhibit E. Such discounts have been determined by the applicable Commission to reflect the costs avoided by BellSouth when selling a service for wholesale purposes.
- 1.2 The telecommunications services available for purchase by ECI for the purposes of resale to ECI's End Users shall be available at BellSouth's tariffed rates less the discount set forth in Exhibit E to this Agreement and subject to the exclusions and limitations set forth in Exhibit A to this Agreement.

2. Definition of Terms

- 2.1 COMPETITIVE LOCAL EXCHANGE COMPANY (CLEC) means a telephone company certificated by the Commission to provide local exchange service within BellSouth's franchised area.
- 2.2 CUSTOMER OF RECORD means the entity responsible for placing application for service; requesting additions, rearrangements, maintenance or discontinuance of service; payment in full of charges incurred such as non-recurring, monthly recurring, toll, directory assistance, etc.
- 2.3 DEPOSIT means assurance provided by a customer in the form of cash, surety bond or bank letter of credit to be held by BellSouth.
- 2.4 END USER means the ultimate user of the Telecommunications Service.
- 2.5 END USER CUSTOMER LOCATION means the physical location of the premises where an End User makes use of the telecommunications services.
- 2.6 NEW SERVICES means functions, features or capabilities that are not currently offered by BellSouth. This includes packaging of existing services or combining a new function, feature or capability with an existing service.
- 2.7 RESALE means an activity wherein a certificated CLEC, such as ECI, subscribes to the telecommunications services of BellSouth and then offers those telecommunications services to the public.

3. General Provisions

- 3.1 All of the negotiated rates, terms and conditions set forth in this Attachment pertain to the resale of BellSouth's retail telecommunications services and other services specified in this Attachment. Subject to effective and applicable FCC and Commission rules and orders, BellSouth shall make available to ECI for resale those telecommunications services BellSouth makes available, pursuant to its General Subscriber Services Tariff and Private Line Services Tariff, to customers who are not telecommunications carriers.
- 3.1.1 When ECI provides Resale service in a cross boundary area (areas that are part of the local serving area of another state's exchange) the rates, regulations and discounts for the tariffing state will apply. Billing will be from the serving state.
- 3.1.2 In Tennessee, if ECI provides its own operator services and directory services, the discount shall be 21.56%. ECI must provide written notification to BellSouth within 30 days prior to providing its own operator services and directory services to qualify for the higher discount rate of 21.56%.
- 3.2 ECI may purchase resale services from BellSouth for their own use in operating their business. The resale discount will apply to those services under the following conditions:
- 3.2.1 ECI must resell services to other End Users.
- 3.2.2 ECI cannot be a competitive local exchange telecommunications company for the single purpose of selling to themselves.
- 3.3 ECI will be the customer of record for all services purchased from BellSouth. Except as specified herein, BellSouth will take orders from, bill and receive payment from ECI for said services.
- 3.4 ECI will be BellSouth's single point of contact for all services purchased pursuant to this Agreement. BellSouth shall have no contact with the End User except to the extent provided for herein. Each Party shall provide to the other a nation wide (50 states) toll-free contact number for purposes of repair and maintenance.
- 3.5 BellSouth will continue to bill the End User for any services that the End User specifies it wishes to receive directly from BellSouth. BellSouth maintains the right to serve directly any End User within the service area of ECI. BellSouth will continue to market directly its own telecommunications products and services and in doing so may establish independent relationships with End Users of ECI. Neither Party shall interfere with the right of any person or entity to obtain service directly from the other Party.
- 3.5.1 When a subscriber of ECI or BellSouth elects to change his/her carrier to the other Party, both Parties agree to release the subscriber's service to the other Party

concurrent with the due date of the service order, which shall be established based on the standard interval for the subscriber's requested service as set forth in the BellSouth Product and Services Interval Guide.

- 3.5.2 BellSouth and ECI will refrain from contacting subscribers who have placed or whose selected carrier has placed on their behalf an order to change his/her service provider from BellSouth or ECI to the other Party until such time that the order for service has been completed.
- 3.6 Current telephone numbers may normally be retained by the End User and are assigned to the service furnished. However, neither Party nor the End User has a property right to the telephone number or any other call number designation associated with services furnished by BellSouth, and no right to the continuance of service through any particular central office. BellSouth reserves the right to change such numbers, or the central office designation associated with such numbers, or both, whenever BellSouth deems it necessary to do so in the conduct of its business and in accordance with BellSouth practices and procedures on a nondiscriminatory basis.
- 3.7 Where BellSouth provides local switching or resold services to ECI, BellSouth will provide ECI with on line access to intermediate telephone numbers as defined by applicable FCC rules and regulations on a first come first served basis. ECI acknowledges that such access to numbers shall be in accordance with the appropriate FCC rules and regulations. ECI acknowledges that there may be instances where there is a shortage of telephone numbers in a particular Common Language Location Identifier Code (CLLIC); and in such instances, ECI shall return unused intermediate telephone numbers to BellSouth upon BellSouth's request. BellSouth shall make all such requests on a nondiscriminatory basis.
- 3.8 BellSouth will allow ECI to designate up to 100 intermediate telephone numbers per CLLIC, for ECI's sole use. Assignment, reservation and use of telephone numbers shall be governed by applicable FCC rules and regulations. ECI acknowledges that there may be instances where there is a shortage of telephone numbers in a particular CLLIC and BellSouth has the right to limit access to blocks of intermediate telephone numbers. These instances include: 1) where jeopardy status has been declared by the North American Numbering Plan (NANP) for a particular Numbering Plan Area (NPA); or 2) where a rate center has less than six months supply of numbering resources.
- 3.9 Service is furnished subject to the condition that it will not be used for any unlawful purpose.
- 3.10 Service will be discontinued if any law enforcement agency advises that the service being used is in violation of the law.

- 3.11 BellSouth can refuse service when it has grounds to believe that service will be used in violation of the law.
- 3.12 BellSouth will cooperate with law enforcement agencies with subpoenas and court orders relating to ECI's End Users, pursuant to Section 7 of the General Terms and Conditions.
- 3.13 If ECI or its End Users utilize a BellSouth resold telecommunications service in a manner other than that for which the service was originally intended as described in BellSouth's retail tariffs, ECI has the responsibility to notify BellSouth. BellSouth will only provision and maintain said service consistent with the terms and conditions of the tariff describing said service.
- 3.14 Facilities and/or equipment utilized by BellSouth to provide service to ECI remain the property of BellSouth.
- 3.15 White page directory listings for ECI End Users will be provided in accordance with Section 5 of the General Terms and Conditions.
- 3.16 Service Ordering and Operational Support Systems (OSS)
- 3.16.1 ECI must order services through resale interfaces, i.e., the Local Carrier Service Center (LCSC) and/or appropriate Resale Account Teams pursuant to this Agreement. BellSouth has developed and made available interactive interfaces by which ECI may submit LSRs electronically as set forth in Attachment 6 of this Agreement. Service orders will be in a standard format designated by BellSouth.
- 3.16.2 LSRs submitted by means of one of these interactive interfaces will incur an OSS electronic charge as set forth in Exhibit E to this Agreement. An individual LSR will be identified for billing purposes by its Purchase Order Number (PON). LSRs submitted by means other than one of these interactive interfaces (Mail, fax, courier, etc.) will incur a manual order charge as set forth in Exhibit E to this Agreement. Supplements or clarifications to a previously billed LSR will not incur another OSS charge.
- 3.16.3 Denial/Restoral OSS Charge. In the event ECI provides a list of customers to be denied and restored, rather than an LSR, each location on the list will require a separate PON and therefore will be billed as one LSR per location.
- 3.16.4 Cancellation OSS Charge. ECI will incur an OSS charge for an accepted LSR that is later canceled.
- 3.16.5 Threshold Billing Plan. ECI will incur the mechanized rate for all LSRs, both mechanized and manual, if the percentage of mechanized LSRs to total LSRs meets or exceeds the threshold percentage of 90% in the year 2001. The threshold plan will be discontinued in 2002.

- 3.16.5.1 BellSouth will track the total LSR volume for each CLEC for each quarter. At the end of that time period, a Percent Electronic LSR calculation will be made for that quarter based on the LSR data tracked in the LCSC. If this percentage exceeds the threshold volume, all of that CLEC's future manual LSRs for the following quarter will be billed at the mechanized LSR rate. To allow time for obtaining and analyzing the data and updating the billing system, this billing change will take place on the first day of the second month following the end of the quarter (e.g. May 1 for 1Q, Aug 1 for 2Q, etc.). There will be no adjustments to the amount billed for previously billed LSRs.
- 3.17 Where available to BellSouth's End Users, BellSouth shall provide the following telecommunications services at a discount to allow for voice mail services:
- Message Waiting Indicator ("MWI"), stutter dialtone and message waiting light feature capabilities
 - Call Forward Busy Line ("CF/B")
 - Call Forward Don't Answer ("CF/DA")
- Further, BellSouth messaging services set forth in BellSouth's Messaging Service Information Package shall be made available for resale without the wholesale discount.
- 3.19 BellSouth shall provide branding for, or shall unbrand, voice mail services for ECI per the Bona Fide Request/New Business Request process as set forth in Section 6 of the General Terms and Conditions.
- 3.20 BellSouth's Inside Wire Maintenance Service Plan is available for resale at rates, terms and conditions as set forth by BellSouth and without the wholesale discount.
- 3.21 In the event ECI acquires an end user whose service is provided pursuant to a BellSouth Special Assembly, BellSouth shall make available to ECI that Special Assembly at the wholesale discount at ECI's option. ECI shall be responsible for all terms and conditions of such Special Assembly including but not limited to termination liability if applicable.
- 3.22 BellSouth shall provide 911/E911 for ECI customers in the same manner that it is provided to BellSouth customers. BellSouth shall provide and validate ECI customer information to the PSAP. BellSouth shall use its service order process to update and maintain, on the same schedule that it uses for its customers, the ECI customer service information in the ALI/DMS (Automatic Location Identification/Location Information) databases used to support 911/E911 services.
- 3.23 BellSouth shall bill, and ECI shall pay, the End User line charge associated with implementing Number Portability as set forth in BellSouth's FCC No. 1 tariff. This charge is not subject to the wholesale discount.

- 3.24 Pursuant to 47 CFR Section 51.617, BellSouth will bill to ECI, and ECI shall pay, End User common line charges identical to the End User common line charges BellSouth bills its End Users.

4. BellSouth's Provision of Services to ECI

- 4.1 Resale of BellSouth services shall be as follows:

- 4.1.1 The resale of telecommunications services shall be limited to users and uses conforming to the class of service restrictions.

- 4.1.2 Hotel and Hospital PBX services are the only telecommunications services available for resale to Hotel/Motel and Hospital End Users, respectively. Similarly, Access Line Service for Customer Provided Coin Telephones is the only local service available for resale to Payphone Service Provider (PSP) customers. Shared Tenant Service customers can only be sold those local exchange access services available in BellSouth's A23 Shared Tenant Service Tariff in the states of Florida, Georgia, North Carolina and South Carolina, and in A27 in the states of Alabama, Kentucky, Louisiana, Mississippi and Tennessee.

- 4.1.3 BellSouth reserves the right to periodically audit services purchased by ECI to establish authenticity of use. Such audit shall not occur more than once in a calendar year. ECI shall make any and all records and data available to BellSouth or BellSouth's auditors on a reasonable basis. BellSouth shall bear the cost of said audit. Any information provided by ECI for purposes of such audit shall be deemed Confidential Information pursuant to the General Terms and Conditions of this Agreement.

- 4.2 Subject to Exhibit A hereto, resold services can only be used in the same manner as specified in BellSouth's Tariffs. Resold services are subject to the same terms and conditions as are specified for such services when furnished to an individual End User of BellSouth in the appropriate section of BellSouth's Tariffs. Specific tariff features (e.g. a usage allowance per month) shall not be aggregated across multiple resold services.

- 4.3 ECI may resell services only within the specific service area as defined in its certificate of operation approved by the Commission.

- 4.4 If ECI cancels an order for resold services, any costs incurred by BellSouth in conjunction with provisioning of such order will be recovered in accordance with BellSouth's General Subscriber Services Tariffs and Private Line Services Tariffs.

5. Maintenance of Services

- 5.1 Services resold pursuant to this Attachment and BellSouth's General Subscriber Service Tariff and Private Line Service Tariff and facilities and equipment provided by BellSouth shall be maintained by BellSouth.

- 5.2 ECI or its End Users may not rearrange, move, disconnect, remove or attempt to repair any facilities owned by BellSouth except with the written consent of BellSouth.
- 5.3 ECI accepts responsibility to notify BellSouth of situations that arise that may result in a service problem.
- 5.4 ECI will contact the appropriate repair centers in accordance with procedures established by BellSouth.
- 5.5 For all repair requests, ECI shall adhere to BellSouth's prescreening guidelines prior to referring the trouble to BellSouth.
- 5.6 BellSouth will bill ECI for handling troubles that are found not to be in BellSouth's network pursuant to its standard time and material charges. The standard time and material charges will be no more than what BellSouth charges to its retail customers for the same services.
- 5.7 BellSouth reserves the right to contact ECI's End Users, if deemed necessary, for maintenance purposes.

6. Establishment of Service

- 6.1 After receiving certification as a local exchange company from the appropriate regulatory agency, ECI will provide the appropriate BellSouth service center the necessary documentation to enable BellSouth to establish a master account for ECI's resold services. Such documentation shall include the Application for Master Account, proof of authority to provide telecommunications services, an Operating Company Number ("OCN") assigned by the National Exchange Carriers Association ("NECA") and a tax exemption certificate, if applicable.
 - 6.1.2 ECI shall provide to BellSouth a blanket letter of authorization ("LOA") certifying that ECI will have End User authorization prior to viewing the End User's customer service record or switching the End User's service. BellSouth will not require End User confirmation prior to establishing service for ECI's End User customer. ECI must, however, be able to demonstrate End User authorization upon request.
 - 6.1.3 BellSouth will accept a request directly from the End User for conversion of the End User's service from ECI to BellSouth or will accept a request from another CLEC for conversion of the End User's service from ECI to such other CLEC. Upon completion of the conversion BellSouth will notify ECI that such conversion has been completed.

7. Discontinuance of Service

- 7.1 The procedures for discontinuing service to an End User are as follows:

- 7.1.1 BellSouth will deny service to ECI's End User on behalf of, and at the request of, ECI. Upon restoration of the End User's service, restoral charges will apply and will be the responsibility of ECI.
- 7.1.2 At the request of ECI, BellSouth will disconnect a ECI End User customer.
- 7.1.3 All requests by ECI for denial or disconnection of an End User for nonpayment must be in writing.
- 7.1.4 ECI will be made solely responsible for notifying the End User of the proposed disconnection of the service.
- 7.1.5 BellSouth will continue to process calls made to the Annoyance Call Center and will advise ECI when it is determined that annoyance calls are originated from one of its End User's locations. BellSouth shall be indemnified, defended and held harmless by ECI and/or the End User against any claim, loss or damage arising from providing this information to ECI. It is the responsibility of ECI to take the corrective action necessary with its End Users who make annoying calls. (Failure to do so will result in BellSouth's disconnecting the End User's service.)

8.0 Operator Services (Operator Call Processing and Directory Assistance)

- 8.1 Operator Services provides: (1) operator handling for call completion (for example, collect, third number billing, and manual calling-card calls). (2) operator or automated assistance for billing after the end user has dialed the called number (for example, calling card calls); and (3) special services including but not limited to Busy Line Verification and Emergency Line Interrupt (ELI), Emergency Agency Call and Operator-assisted Directory Assistance.
- 8.2 Upon request for BellSouth Operator Call Processing, BellSouth shall:
 - 8.2.1 Process 0+ and 0- dialed local calls
 - 8.2.2 Process 0+ and 0- intraLATA toll calls.
 - 8.2.3 Process calls that are billed to ECI end user's calling card that can be validated by BellSouth.
 - 8.2.4 Process person-to-person calls.
 - 8.2.5 Process collect calls.
 - 8.2.6 Provide the capability for callers to bill a third party and shall also process such calls.
 - 8.2.7 Process station-to-station calls.

- 8.2.8 Process Busy Line Verify and Emergency Line Interrupt requests.
- 8.2.9 Process emergency call trace originated by Public Safety Answering Points.
- 8.2.10 Process operator-assisted directory assistance calls.
- 8.2.11 Adhere to equal access requirements, providing ECI local end users the same IXC access that BellSouth provides its own operator service.
- 8.2.12 Exercise at least the same level of fraud control in providing Operator Service to ECI that BellSouth provides for its own operator service.
- 8.2.13 Perform Billed Number Screening when handling Collect, Person-to-Person, and Billed-To-Third-Party calls.
- 8.2.14 Direct customer account and other similar inquiries to the customer service center designated by ECI.
- 8.2.15 Provide call records to ECI in accordance with ODUF standards.
- 8.2.16 The interface requirements shall conform to the interface specifications for the platform used to provide Operator Services as long as the interface conforms to industry standards.
- 8.3 Directory Assistance Service
 - 8.3.1 Directory Assistance Service provides local end user telephone number listings with the option to complete the call at the caller's direction separate and distinct from local switching.
 - 8.3.2 Directory Assistance Service shall provide up to two listing requests per call. If available and if requested by ECI's end user. BellSouth shall provide caller-optional directory assistance call completion service at rates contained in Exhibit E to one of the provided listings.
 - 8.3.3 Directory Assistance Service Updates
 - 8.3.3.1 BellSouth shall update end user listings changes daily. These changes include:
 - 8.3.3.1.1 New end user connections
 - 8.3.3.1.2 End user disconnections
 - 8.3.3.1.3 End user address changes
 - 8.3.3.2 These updates shall also be provided for non-listed and non-published numbers for use in emergencies.

- 8.4 Branding for Operator Call Processing and Directory Assistance
 - 8.4.1 BellSouth's branding feature provides a definable announcement to ECI end users using Directory Assistance (DA)/ Operator Call Processing (OCP) prior to placing such end users in queue or connecting them to an available operator or automated operator system. This feature allows ECI's name on whose behalf BellSouth is providing Directory Assistance and/or Operator Call Processing. Rates for the branding features are set forth in Exhibit E.
 - 8.4.2 BellSouth offers three (3) service levels of branding to ECI when ordering BellSouth's Directory Assistance and Operator Call Processing.
 - 8.4.2.1 Service Level 1 - BellSouth Branding
 - 8.4.2.2 Service Level 2 - Unbranding
 - 8.4.2.3 Service Level 3 - Custom Branding
 - 8.4.3 Where ECI resells BellSouth's services and utilizes an operator services provider other than BellSouth, BellSouth will route ECI's end user calls to that provider through Selective Carrier Routing.
 - 8.4.4 Branding Options
 - 8.4.4.1 Selective Call Routing using Line Class Codes (SCR-LCC) provides the capability for ECI to have its OCP/DA calls routed to BellSouth's OCP/DA platform for BellSouth provided Custom Branded or Unbranded OCP/DA or to its own or an alternate OCP/DA platform for Self-Branded OCP/DA. SCR-LCC is only available if line class code capacity is available in the requested BellSouth end office switches.
 - 8.4.4.2 Custom Branding for Directory Assistance is not available for certain classes of service, including but not limited to Hotel/Motel services, WATS service and certain PBX services.
 - 8.4.4.3 Where available, ECI specific and unique line class codes are programmed in each BellSouth end office switch where ECI intends to service end users with customized OCP/DA branding. The line class codes specifically identify ECI's end users so OCP/DA calls can be routed over the appropriate trunk group to the request OCP/DA platform. Additional line class codes are required in each end office if the end office serves multiple NPAs (i.e., a unique LCC is required per NPA), and/or if the end office switch serves multiple rate areas and ECI intends to provide ECI-branded OCP/DA to its end users in these multiple rate areas.
 - 8.4.4.4 BellSouth Branding is the Default Service Level.

- 8.4.4.5 SCR-LCC supporting Custom Branding and Self Branding require ECI to order dedicated trunking from each BellSouth end office identified by ECI, either to the BellSouth Traffic Operator Position System (TOPS) for Custom Branding or to the ECI Operator Service Provider for Self Branding. Separate trunk groups are required for Operator Services and for Directory Assistance. Rates for trunks are set for in applicable BellSouth Tariffs.
- 8.4.4.6 Unbranding-Unbranded Directory Assistance and/or Operator Call Processing calls ride common trunk groups provisioned by BellSouth from those end offices identified by ECI to the BellSouth Tops. The calls are routed to "No Announcement."
- 8.4.4.7 The rates for SCR-LCC are as set forth in Exhibit E of this Attachment. There is a nonrecurring charge for the establishment of each Line Class Code in each BellSouth central office.
- 8.4.4.8 In addition to the branding methods described in this Section, Unbranding and Custom Branding are also available for Directory Assistance, Operator Call Processing or both via Originating Line Number Screening (OLNS) software. When utilizing this method of Unbranding or Custom Branding, ECI shall not be required to purchase direct trunking.
- 8.4.4.9 For Bellsouth to provide Unbranding or Custom Branding via OLNS software for Operator Call Processing or for Directory Assistance, ECI must have its Operating Company Number ("OCN(s)") and telephone numbers reside in BellSouth's LIDB; however, a BellSouth LIDB Storage Agreement is not required. To implement Unbranding and Custom Branding via OLNS software, ECI must submit a manual order form which requires, among other things, ECI's OCN and a forecast for the traffic volume anticipated for each BellSouth TOPS during the peak busy hour. ECI shall provide updates to such forecast on a quarterly basis and at any time such forecasted traffic volumes are expected to change significantly. Upon ECI's purchase of Unbranding or Custom Branding using OLNS software for any particular TOPS, all ECI end users served by that TOPS will receive the Unbranded "no announcement" or the Custom Branded announcement.
- 8.4.4.10 Rates for Unbranding and Custom Branding via OLNS software for Directory Assistance and for Operator Call Processing are as set forth in Exhibit E of this Attachment. Notwithstanding anything to the contrary in this Agreement, to the extent BellSouth is unable to bill ECI applicable charges currently, BellSouth shall track such charges and will bill the same retroactively at such time as a billing process is implemented. In addition to the charges for Unbranding and Custom Branding via OLNS software, ECI shall continue to pay BellSouth applicable labor and other charges for the use of BellSouth's Directory Assistance and Operator Call Processing platforms as set forth in Exhibit E of this Attachment.

9. Line Information Database (LIDB)

- 9.1 BellSouth will store in its Line Information Database (LIDB) records relating to service only in the BellSouth region. The LIDB Storage Agreement is included in this Attachment as Exhibit B.
- 9.2 BellSouth will provide LIDB Storage upon written request to ECI's Account Manager stating a requested activation date.

10. RAO Hosting

- 10.1 RAO Hosting is not required for resale in the BellSouth region.

11. Optional Daily Usage File (ODUF)

- 11.1 The Optional Daily Usage File (ODUF) Agreement with terms and conditions is included in this Attachment as Exhibit C. Rates for ODUF are as set forth in Exhibit E of this Attachment.
- 11.2 BellSouth will provide ODUF service upon written request to its Account Manager stating a requested activation date.

12. Enhanced Optional Daily Usage File (EODUF)

- 12.1 The Enhanced Optional Daily Usage File (EODUF) service Agreement with terms and conditions is included in this Attachment as Exhibit D. Rates for EODUF are as set forth in Exhibit E of this Attachment.
- 12.2 BellSouth will provide EODUF service upon written request to its Account Manager stating a requested activation date.

EXCLUSIONS AND LIMITATIONS ON SERVICES AVAILABLE FOR RESALE (Note 5)

Type of Service	AL		FL		GA		KY		LA		MS		NC		SC		TN	
	Resale	Discount	Resale	Discount	Resale	Discount	Resale	Discount	Resale	Discount	Resale	Discount	Resale	Discount	Resale	Discount	Resale	Discount
1 Grandfathered Services (Note 1)	Yes	Yes	Yes	Yes	Yes	Yes	Yes	Yes	Yes	Yes	Yes	Yes	Yes	Yes	Yes	Yes	Yes	Yes
2 Promotions - > 90 Days(Note 2)	Yes	Yes	Yes	Yes	Yes	Yes	Yes	Yes	Yes	Yes	Yes	Yes	Yes	Yes	Yes	Yes	Yes	Note 3
3 Promotions - ≤ 90 Days (Note 2)	Yes	No	Yes	No	Yes	No	Yes	No	Yes	No	Yes	No	Yes	No	Yes	No	Yes	No
4 Lifeline/Link Up Services	Yes	Yes	Yes	Yes	Yes	Yes	Yes	Note 4	Yes	Yes	Yes	Yes	Yes	Yes	Yes	Yes	Yes	Yes
5 911/E911 Services	Yes	Yes	Yes	Yes	Yes	Yes	Yes	Yes	No	No	Yes	Yes	Yes	Yes	Yes	Yes	Yes	Yes
6 N11 Services	Yes	Yes	Yes	Yes	Yes	Yes	No	No	No	No	Yes	Yes	Yes	Yes	No	No	Yes	Yes
7 MemoryCall® Service	Yes	No	Yes	No	Yes	No	Yes	No	Yes	No	Yes	No	Yes	No	Yes	No	Yes	No
8 Mobile Services	Yes	No	Yes	No	Yes	No	Yes	No	Yes	No	Yes	No	Yes	No	Yes	No	Yes	No
9 Federal Subscriber Line Charges	Yes	No	Yes	No	Yes	No	Yes	No	Yes	No	Yes	No	Yes	No	Yes	No	Yes	No
10 Non-RecurCharges	Yes	Yes	Yes	Yes	Yes	Yes	Yes	Yes	Yes	Yes	Yes	Yes	Yes	Yes	Yes	Yes	Yes	No
11 End User Line Chg-Number Portability	Yes	No	Yes	No	Yes	No	Yes	No	Yes	No	Yes	No	Yes	No	Yes	No	Yes	No
12 Public Telephone Access Svc(PTAS)	Yes	Yes	Yes	Yes	Yes	Yes	Yes	Yes	Yes	Yes	Yes	Yes	Yes	Yes	Yes	No	Yes	Yes
13 Inside Wire Maint Service Plan	Yes	No	Yes	No	Yes	No	Yes	No	Yes	No	Yes	No	Yes	No	Yes	No	Yes	No
Applicable Notes:																		
1.	Grandfathered services can be resold only to existing subscribers of the grandfathered service.																	
2.	Where available for resale, promotions will be made available only to End Users who would have qualified for the promotion had it been provided by BellSouth directly.																	
3.	In Tennessee, long-term promotions (offered for more than ninety (90) days) may be obtained at one of the following rates:																	
	(a) the stated tariff rate, less the wholesale discount;																	
	(b) the promotional rate (the promotional rate offered by BellSouth will not be discounted further by the wholesale discount rate)																	
4.	Lifeline/Link Up services may be offered only to those subscribers who meet the criteria that BellSouth currently applies to subscribers of these services as set forth in Sections A3 and A4 of the BellSouth General Subscriber Services Tariff.																	
5.	Some of BellSouth's local exchange and toll telecommunications services are not available in certain central offices and areas.																	

LINE INFORMATION DATA BASE (LIDB)

RESALE STORAGE AGREEMENT

I. Definitions (from Addendum)

- A. Billing number - a number used by BellSouth for the purpose of identifying an account liable for charges. This number may be a line or a special billing number.
- B. Line number - a ten-digit number assigned by BellSouth that identifies a telephone line associated with a resold local exchange service, or with a SPNP arrangement.
- C. Special billing number - a ten-digit number that identifies a billing account established by BellSouth in connection with a resold local exchange service or with a SPNP arrangement.
- D. Calling Card number - a billing number plus PIN number assigned by BellSouth.
- E. PIN number - a four-digit security code assigned by BellSouth that is added to a billing number to compose a fourteen-digit calling card number.
- F. Toll billing exception indicator - associated with a billing number to indicate that it is considered invalid for billing of collect calls or third number calls or both, by ECI.
- G. Billed Number Screening - refers to the activity of determining whether a toll billing exception indicator is present for a particular billing number.
- H. Calling Card Validation - refers to the activity of determining whether a particular calling card number exists as stated or otherwise provided by a caller.
- I. Billing number information - information about billing number or Calling Card number as assigned by BellSouth and toll billing exception indicator provided to BellSouth by ECI.

II. General

- A. This Agreement sets forth the terms and conditions pursuant to which BellSouth agrees to store in its LIDB certain information at the request of ECI and pursuant to which BellSouth, its LIDB customers and ECI shall have access to such information. In addition, this Agreement sets forth the terms and conditions for ECI's provision of billing number information to BellSouth for inclusion in BellSouth's LIDB. ECI understands that BellSouth provides access to information in its LIDB to various

telecommunications service providers pursuant to applicable tariffs and agrees that information stored at the request of ECI, pursuant to this Agreement, shall be available to those telecommunications service providers. The terms and conditions contained herein shall hereby be made a part of this Interconnection/Resale Agreement upon notice to ECI's account team to activate this LIDB Storage Agreement. The General Terms and Conditions of the Interconnection/Resale Agreement shall govern this LIDB Storage Agreement. The terms and conditions contained in the attached Addendum are hereby made a part of this LIDB Storage Agreement as if fully incorporated herein.

B. BellSouth will provide responses to on-line, call-by-call queries to billing number information for the following purposes:

1. Billed Number Screening

BellSouth is authorized to use the billing number information to determine whether ECI has identified the billing number as one that should not be billed for collect or third number calls.

2. Calling Card Validation

BellSouth is authorized to validate a 14-digit Calling Card number where the first 10 digits are a line number or special billing number assigned by BellSouth, and where the last four digits (PIN) are a security code assigned by BellSouth.

3. Fraud Control

BellSouth will provide seven days per week, 24-hours per day, fraud monitoring on Calling Cards, bill-to-third and collect calls made to numbers in BellSouth's LIDB, provided that such information is included in the LIDB query. BellSouth will establish fraud alert thresholds and will notify ECI of fraud alerts so that ECI may take action it deems appropriate.

III. Responsibilities of the Parties

A. BellSouth will administer all data stored in the LIDB, including the data provided by ECI pursuant to this Agreement, in the same manner as BellSouth's data for BellSouth's End User customers. BellSouth shall not be responsible to ECI for any lost revenue which may result from BellSouth's administration of the LIDB pursuant to its established practices and procedures as they exist and as they may be changed by BellSouth in its sole discretion from time to time.

B. Billing and Collection Customers

BellSouth currently has in effect numerous billing and collection agreements with various interexchange carriers and billing clearing houses and as such these billing and collection

customers (“B&C Customers”) query BellSouth’s LIDB to determine whether to accept various billing options from End Users. Until such time as BellSouth implements in its LIDB and its supporting systems the means to differentiate ECI’s data from BellSouth’s data, the following shall apply:

- (1) ECI will accept responsibility for telecommunications services billed by BellSouth for its B&C Customers for ECI’s End User accounts which are resident in LIDB pursuant to this Agreement. ECI authorizes BellSouth to place such charges on ECI’s bill from BellSouth and shall pay all such charges, including, but are not limited to, collect and third number calls.
- (2) Charges for such services shall appear on a separate BellSouth bill page identified with the name of the B&C Customers for which BellSouth is billing the charge.
- (3) ECI shall have the responsibility to render a billing statement to its End Users for these charges, but ECI shall pay BellSouth for the charges billed regardless of whether ECI collects from ECI’s End Users.
- (4) BellSouth shall have no obligation to become involved in any disputes between ECI and B&C Customers. BellSouth will not issue adjustments for charges billed on behalf of any B&C Customer to ECI. It shall be the responsibility of ECI and the B&C Customers to negotiate and arrange for any appropriate adjustments.

C. SPNP ARRANGEMENTS

1. BellSouth will include billing number information associated with resold exchange lines or SPNP arrangements in its LIDB. ECI will request any toll billing exceptions via the Local Service Request (LSR) form used to order resold exchange lines, or the SPNP service request form used to order SPNP arrangements.
2. Under normal operating conditions, BellSouth shall include the billing number information in its LIDB upon completion of the service order establishing either the resold local exchange service or the SPNP arrangement, provided that BellSouth shall not be held responsible for any delay or failure in performance to the extent such delay or failure is caused by circumstances or conditions beyond BellSouth’s reasonable control. BellSouth will store in its LIDB an unlimited volume of the working telephone numbers associated with either the resold local exchange lines or the SPNP arrangements. For resold local exchange lines or for SPNP arrangements, BellSouth will issue line-based calling cards only in the name of ECI. BellSouth will not issue line-based calling cards in the name of ECI’s individual End Users. In the event that ECI wants to include calling card numbers assigned by ECI in the BellSouth LIDB, a separate agreement is required.

IV. Fees for Service and Taxes

- A. ECI will not be charged a fee for storage services provided by BellSouth to ECI, as described in this LIDB Resale Storage Agreement.
- B. Sales, use and all other taxes (excluding taxes on BellSouth's income) determined by BellSouth or any taxing authority to be due to any federal, state or local taxing jurisdiction with respect to the provision of the service set forth herein will be paid by ECI in accordance with the tax provisions set forth in the General Terms and Conditions of this Agreement.

Optional Daily Usage File

1. Upon written request from ECI, BellSouth will provide the Optional Daily Usage File (ODUF) service to ECI pursuant to the terms and conditions set forth in this section.
2. ECI shall furnish all relevant information required by BellSouth for the provision of the Optional Daily Usage File.
3. The ODUF feed will contain billable messages that were carried over the BellSouth Network and processed in the BellSouth Billing System, but billed to a ECI customer.

Charges for delivery of the Optional Daily Usage File will appear on ECI's monthly bills. The charges are as set forth in Exhibit E to this Attachment.

4. The ODUF feed will contain both rated and unrated messages. All messages will be in the standard Alliance for Telecommunications Industry Solutions (ATIS) EMI record format.
5. Messages that error in ECI's billing system will be the responsibility of ECI. If, however, ECI should encounter significant volumes of errored messages that prevent processing by ECI within its systems, BellSouth will work with ECI to determine the source of the errors and the appropriate resolution.
6. The following specifications shall apply to the ODUF feed.

6.1 **Usage To Be Transmitted**

6.1.1 The following messages recorded by BellSouth will be transmitted to ECI:

- Message recording for per use/per activation type services (examples: Three Way Calling, Verify, Interrupt, Call Return, etc.)
- Measured billable Local
- Directory Assistance messages
- IntraLATA Toll
- WATS and 800 Service
- N11
- Information Service Provider Messages

- Operator Services Messages
 - Operator Services Message Attempted Calls (UNE only)
 - Credit/Cancel Records
 - Usage for Voice Mail Message Service
- 6.1.2 Rated Incollects (originated in BellSouth and from other companies) can also be on Optional Daily Usage File. Rated Incollects will be intermingled with BellSouth recorded rated and unrated usage. Rated Incollects will not be packed separately.
- 6.1.3 BellSouth will perform duplicate record checks on records processed to Optional Daily Usage File. Any duplicate messages detected will be deleted and not sent to ECI.
- 6.1.4 In the event that ECI detects a duplicate on Optional Daily Usage File they receive from BellSouth, ECI will drop the duplicate message (ECI will not return the duplicate to BellSouth).
- 6.2 Physical File Characteristics
- 6.2.1 The Optional Daily Usage File will be distributed to ECI via an agreed medium with CONNECT:Direct being the preferred transport method. The ODUF feed will be a variable block format (2476) with an LRECL of 2472. The data on the ODUF feed will be in a non-compacted EMI format (175 byte format plus modules). It will be created on a daily basis (Monday through Friday except holidays). Details such as dataset name and delivery schedule will be addressed during negotiations of the distribution medium. There will be a maximum of one dataset per workday per OCN.
- 6.2.2 Data circuits (private line or dial-up) will be required between BellSouth and ECI for the purpose of data transmission. Where a dedicated line is required, ECI will be responsible for ordering the circuit, overseeing its installation and coordinating the installation with BellSouth. ECI will also be responsible for any charges associated with this line. Equipment required on the BellSouth end to attach the line to the mainframe computer and to transmit successfully ongoing will be negotiated on an individual case basis. Where a dial-up facility is required, dial circuits will be installed in the BellSouth data center by BellSouth and the associated charges assessed to ECI. Additionally, all message toll charges associated with the use of the dial circuit by ECI will be the responsibility of ECI. Associated equipment on the BellSouth end, including a modem, will be negotiated on an individual case basis between the Parties. All equipment, including modems and software, that is required on ECI end for the purpose of data transmission will be the responsibility of ECI.

6.3 Packing Specifications

- 6.3.1 A pack will contain a minimum of one message record or a maximum of 99,999 message records plus a pack header record and a pack trailer record. One transmission can contain a maximum of 99 packs and a minimum of one pack.
- 6.3.2 The OCN, From RAO, and Invoice Number will control the invoice sequencing. The From RAO will be used to identify to ECI which BellSouth RAO is sending the message. BellSouth and ECI will use the invoice sequencing to control data exchange. BellSouth will be notified of sequence failures identified by ECI and resend the data as appropriate.

THE DATA WILL BE PACKED USING ATIS EMI RECORDS.

6.4 Pack Rejection

- 6.4.1 ECI will notify BellSouth within one business day of rejected packs (via the mutually agreed medium). Packs could be rejected because of pack sequencing discrepancies or a critical edit failure on the Pack Header or Pack Trailer records (i.e. out-of-balance condition on grand totals, invalid data populated). Standard ATIS EMI Error Codes will be used. ECI will not be required to return the actual rejected data to BellSouth. Rejected packs will be corrected and retransmitted to ECI by BellSouth.

6.5 Control Data

ECI will send one confirmation record per pack that is received from BellSouth. This confirmation record will indicate ECI received the pack and the acceptance or rejection of the pack. Pack Status Code(s) will be populated using standard ATIS EMI error codes for packs that were rejected by ECI for reasons stated in the above section.

6.6 Testing

- 6.6.1 Upon request from ECI, BellSouth shall send test files to ECI for the Optional Daily Usage File. The Parties agree to review and discuss the file's content and/or format. For testing of usage results, BellSouth shall request that ECI set up a production (LIVE) file. The live test may consist of ECI's employees making test calls for the types of services ECI requests on the Optional Daily Usage File. These test calls are logged by ECI, and the logs are provided to BellSouth. These logs will be used to verify the files. Testing will be completed within 30 calendar days from the date on which the initial test file was sent.

Enhanced Optional Daily Usage File

1. Upon written request from ECI, BellSouth will provide the Enhanced Optional Daily Usage File (EODUF) service to ECI pursuant to the terms and conditions set forth in this section. EODUF will only be sent to existing ODUF subscribers who request the EODUF option.
 2. ECI shall furnish all relevant information required by BellSouth for the provision of the Enhanced Optional Daily Usage File.
 3. The Enhanced Optional Daily Usage File (EODUF) will provide usage data for local calls originating from resold Flat Rate Business and Residential Lines.
 4. Charges for delivery of the Enhanced Optional Daily Usage File will appear on ECI's monthly bills. The charges are as set forth in Exhibit E to this Attachment.
 5. All messages will be in the standard Alliance for Telecommunications Industry Solutions (ATIS) EMI record format.
 6. Messages that error in the billing system of ECI will be the responsibility of ECI. If, however, ECI should encounter significant volumes of errored messages that prevent processing by ECI within its systems, BellSouth will work with ECI to determine the source of the errors and the appropriate resolution.
 7. The following specifications shall apply to the ODUF feed.
- 7.1 Usage To Be Transmitted
- 7.1.1 The following messages recorded by BellSouth will be transmitted to ECI:

Customer usage data for flat rated local call originating from ECI's End User lines (1FB or 1FR). The EODUF record for flat rate messages will include:

Date of Call

From Number

To Number

Connect Time

Conversation Time

Method of Recording

From RAO

Rate Class

Message Type

Billing Indicators

Bill to Number

7.1.2 BellSouth will perform duplicate record checks on EODUF records processed to Optional Daily Usage File. Any duplicate messages detected will be deleted and not sent to ECI.

7.1.3 In the event that ECI detects a duplicate on Enhanced Optional Daily Usage File they receive from BellSouth, ECI will drop the duplicate message (ECI will not return the duplicate to BellSouth).

7.2 Physical File Characteristics

7.2.1 The EODUF feed will be distributed to ECI over their existing Optional Daily Usage File (ODUF) feed. The EODUF messages will be intermingled among ECI's Optional Daily Usage File (ODUF) messages. The EODUF will be a variable block format (2476) with an LRECL of 2472. The data on the EODUF will be in a non-compacted EMI format (175 byte format plus modules). It will be created on a daily basis (Monday through Friday except holidays).

7.2.2 Data circuits (private line or dial-up) may be required between BellSouth and ECI for the purpose of data transmission. Where a dedicated line is required, ECI will be responsible for ordering the circuit, overseeing its installation and coordinating the installation with BellSouth. ECI will also be responsible for any charges associated with this line. Equipment required on the BellSouth end to attach the line to the mainframe computer and to transmit successfully ongoing will be negotiated on an individual case basis. Where a dial-up facility is required, dial circuits will be installed in the BellSouth data center by BellSouth and the associated charges assessed to ECI. Additionally, all message toll charges associated with the use of the dial circuit by ECI will be the responsibility of ECI. Associated equipment on the BellSouth end, including a modem, will be negotiated on an individual case basis between the Parties. All equipment, including modems and software, that is required on ECI's end for the purpose of data transmission will be the responsibility of ECI.

7.3 Packing Specifications

- 7.3.1 A pack will contain a minimum of one message record or a maximum of 99,999 message records plus a pack header record and a pack trailer record. One transmission can contain a maximum of 99 packs and a minimum of one pack.
- 7.3.2 The Operating Company Number (OCN), From Revenue Accounting Office (RAO), and Invoice Number will control the invoice sequencing. The From RAO will be used to identify to ECI which BellSouth RAO is sending the message. BellSouth and ECI will use the invoice sequencing to control data exchange. BellSouth will be notified of sequence failures identified by ECI and resend the data as appropriate.

THE DATA WILL BE PACKED USING ATIS EMI RECORDS.

RESALE DISCOUNTS AND RATES

Attachment 1
Page 1
Exhibit E

	ALABAMA	FLORIDA	GEORGIA	KENTUCKY	LOUISIANA	MISSISSIPPI	NORTH CAROLINA	SOUTH CAROLINA	TENNESSEE
APPLICABLE DISCOUNTS									
RESIDENCE	16.3%	21.83%	20.3%	16.79%	20.72%	15.75%	21.5%	14.8%	16%
BUSINESS	16.3%	16.81%	17.3%	15.54%	20.72%	15.75%	17.6%	14.8%	16%
CSAs*					9.05%			8.98%	
* Unless noted in this row, the discount for Business will be the applicable discount rate for CSAs.									
OPERATIONAL SUPPORT SYSTEMS (OSS) RATES									
<u>ELEMENT</u>	<u>USOC</u>								
Electronic LSR	SOME C	\$3.50	\$3.50	\$3.50	\$3.50	\$3.50	\$3.50	\$3.50	\$3.50
Manual LSR	SOMAN	\$19.99	\$19.99	\$19.99	\$19.99	\$19.99	\$19.99	\$19.99	\$19.99
ENHANCED OPTIONAL DAILY USAGE FILE (EODUF) RATES									
EODUF: Message Processing, per message		\$0.004	\$0.229109	\$0.0034555	\$0.235889	\$0.250015	\$0.250424	\$0.004	\$0.258301
OPERATOR SERVICES (OPERATOR CALL PROCESSING AND DIRECTORY ASSISTANCE)									
SELECTIVE CALL ROUTING USING LINE CLASS CODES (SCR-LCC)									
<u>ELEMENT</u>	<u>USOC</u>								
Nonrecurring Charge:									
Per Unique LCC, per Request, per Switch		\$230.60	\$84.33	\$180.62	\$229.65	\$82.25	\$227.99	\$229.65	\$226.22
Nonrecurring Disconnect Charge:									
Per Unique LCC, per Request, per Switch		NA	\$11.46	NA	NA	NA	NA	NA	NA
CUSTOM BRANDING ANNOUNCEMENT (CBA)									
DIRECTORY ASSISTANCE (DA) CBA via OLNS SOFTWARE									
Recording of DA CBA		\$3,000.00	\$3,000.00	\$3,000.00	\$3,000.00	\$3,000.00	\$3,000.00	\$3,000.00	\$3,000.00
Loading of DA CBA per DRAM Card/Switch per OCN		\$1, 700.00	\$1, 700.00	\$1, 700.00	\$1, 700.00	\$1, 700.00	\$1, 700.00	\$1, 700.00	\$1, 700.00

RESALE DISCOUNTS AND RATES

Attachment 1
Page 2
Exhibit E

	ALABAMA	FLORIDA	GEORGIA	KENTUCKY	LOUISIANA	MISSISSIPPI	NORTH CAROLINA	SOUTH CAROLINA	TENNESSEE
CUSTOM BRANDING ANNOUNCEMENT (CBA) CONT'd									
DIRECTORY ASSISTANCE (DA) UNBRANDING via OLNS SOFTWARE									
Loading of DA per OCN (1 OCN per Order)	\$420.00	\$420.00	\$420.00	\$420.00	\$420.00	\$420.00	\$420.00	\$420.00	\$420.00
Loading of DA per Switch, per OCN	\$16.00	\$16.00	\$16.00	\$16.00	\$16.00	\$16.00	\$16.00	\$16.00	\$16.00
OPERATOR ASSISTANCE (OA) CBA via OLNS SOFTWARE									
<u>ELEMENT</u>									
Recording of OA CBA	\$7,000.00	\$7,000.00	\$7,000.00	\$7,000.00	\$7,000.00	\$7,000.00	\$7,000.00	\$7,000.00	\$7,000.00
Loading of OA CBA per shelf/ NAV per OCN	\$500.00	\$500.00	\$500.00	\$500.00	\$500.00	\$500.00	\$500.00	\$500.00	\$500.00
Loading of DA CBA per DRAM Card/Switch per OCN	\$1,170.00	\$1,170.00	\$1,170.00	\$1,170.00	\$1,170.00	\$1,170.00	\$1,170.00	\$1,170.00	\$1,170.00
OPERATOR ASSISTANCE (OA) UNBRANDING via OLNS SOFTWARE									
Loading of OA per OCN - Regional	\$1,200.00	\$1,200.00	\$1,200.00	\$1,200.00	\$1,200.00	\$1,200.00	\$1,200.00	\$1,200.00	\$1,200.00

Attachment 2

Network Elements and Other Services

TABLE OF CONTENTS

1	INTRODUCTION.....	3
2	UNBUNDLED LOOPS.....	4
3	HIGH FREQUENCY SPECTRUM NETWORK ELEMENT.....	24
4	LOCAL SWITCHING.....	30
5	UNBUNDLED NETWORK ELEMENT COMBINATIONS.....	37
6	TRANSPORT, CHANNELIZATION AND DARK FIBER.....	44
7	BELLSOUTH SWITCHED ACCESS (“SWA”) 8XX TOLL FREE DIALING TEN DIGIT SCREENING SERVICE.....	49
8	LINE INFORMATION DATABASE (LIDB).....	49
9	SIGNALING	52
10	OPERATOR SERVICE AND DIRECTORY ASSISTANCE	58
11	AUTOMATIC LOCATION IDENTIFICATION/DATA MANAGEMENT SYSTEM (ALI/DMS).....	63
12	CALLING NAME (CNAM) DATABASE SERVICE.....	64
13	SERVICE CREATION ENVIRONMENT AND SERVICE MANAGEMENT SYSTEM (SCE/SMS) ADVANCED INTELLIGENT NETWORK (AIN) ACCESS	65
14	BASIC 911 AND E911	66
15	OPERATIONAL SUPPORT SYSTEMS (OSS).....	67
	LIDB Storage Agreement	Exhibit A
	Rates	Exhibit B

ACCESS TO NETWORK ELEMENTS AND OTHER SERVICES

1 Introduction

- 1.1 This Attachment sets forth rates, terms and conditions for Network Elements and combinations of Network Elements that BellSouth agrees to offer to ECI in accordance with its obligations under Section 251(c)(3) of the Act. Additionally, this Attachment sets forth the rates, terms and conditions for other services BellSouth makes available to ECI. The price for each Network Element and combination of Network Elements and other services are set forth in Exhibit B of this Agreement. Additionally, the provision of a particular Network Element or service may require ECI to purchase other Network Elements or services.
- 1.2 For purposes of this Agreement, “Network Element” is defined to mean a facility or equipment ECI used in the provision of a telecommunications service. For purposes of this Agreement, combinations of Network Elements shall be referred to as “Combinations.”
- 1.3 BellSouth shall, upon request of ECI, and to the extent technically feasible, provide to ECI access to its Network Elements for the provision of ECI’s telecommunications services. If no rate is identified in this Agreement, the rate for the specific service or function will be as set forth in the applicable BellSouth tariff or as negotiated by the Parties upon request by either Party.
- 1.4 ECI may purchase Network Elements and other services from BellSouth for the purpose of combining such network elements in any manner ECI chooses to provide telecommunication services to its intended users, including recreating existing BellSouth services. With the exception of the sub-loop Network Elements which are located outside of the central office, BellSouth shall deliver the Network Elements purchased by ECI to the designated ECI collocation space.
- 1.5 BellSouth shall comply with the requirements as set forth in the technical references within this Attachment 2.
- 1.6 Rates
- 1.6.1 The prices that ECI shall pay to BellSouth for Network Elements and Other Services are set forth in Exhibit B to this Attachment. If ECI purchases a service(s) from a tariff, all terms and conditions and rates as set forth in such tariff shall apply.
- 1.6.2 Rates, terms and conditions for order cancellation charges and Service Date Advancement Charges will apply in accordance with Attachment 6 and are incorporated herein by this reference.

1.6.3 If ECI modifies an order (Order Modification Charge (OMC)) after being sent a Firm Order Confirmation (FOC) from BellSouth, any costs incurred by BellSouth to accommodate the modification will be paid by ECI in accordance with FCC No. 1 Tariff, Section 5.

1.6.4 A one-month minimum billing period shall apply to all UNE conversions or new installations.

2 Unbundled Loops

2.1 General

2.1.1 The local loop Network Element (“Loop”) is defined as a transmission facility between a distribution frame (or its equivalent) in BellSouth’s central office and the loop demarcation point at an end-user customer premises, including inside wire owned by BellSouth. The local loop Network Element includes all features, functions, and capabilities of the transmission facilities, including dark fiber and attached electronics (except those used for the provision of advanced services, such as Digital Subscriber Line Access Multiplexers) and line conditioning.

2.1.2 The provisioning of a Loop to ECI’s collocation space will require cross-office cabling and cross-connections within the central office to connect the Loop to a local switch or to other transmission equipment. These cross-connects are separate components, that are not considered a part of the Loop, and thus, have a separate charge.

2.1.3 To the extent available within BellSouth’s network at a particular location, BellSouth will offer Loops capable of supporting telecommunications services. If a requested loop type is not available, and cannot be made available through BellSouth’s Unbundled Loop Modification process, then ECI can use the Special Construction process to request that BellSouth place facilities in order to meet ECI’s loop requirements. Standard Loop intervals shall not apply to the Special Construction process.

2.1.4 Where facilities are available, BellSouth will install Loops in compliance with BellSouth’s Products and Services Interval Guide available at the website at <http://www.interconnection.bellsouth.com>. For orders of 15 or more Loops, the installation and any applicable Order Coordination as described below will be handled on a project basis, and the intervals will be set by the BellSouth project manager for that order. When Loops require a Service Inquiry (SI) prior to issuing the order to determine if facilities are available, the interval for the SI process is separate from the installation interval.

2.1.5 The Loop shall be provided to ECI in accordance with BellSouth’s TR73600 Unbundled Local Loop Technical Specification and applicable industry standard technical references.

- 2.1.6 ECI may utilize the unbundled Loops to provide any telecommunications service it wishes, so long as such services are consistent with industry standards and BellSouth's TR73600.
- 2.1.7 BellSouth will only provision, maintain and repair the Loops to the standards that are consistent with the type of Loop ordered. In those cases where ECI has requested that BellSouth modify a Loop so that it no longer meets the technical parameters of the original Loop type (e.g., voice grade, ISDN, ADSL, etc.) the resulting Loop will be maintained as an unbundled copper Loop (UCL), and ECI shall pay the recurring and non-recurring charges for a UCL. For non-service specific loops (e.g. UCL, Loops modified by ECI using the Unbundled Loop Modification (ULM) process), BellSouth will only support that the Loop has copper continuity and balanced tip-and-ring.
- 2.1.8 **Loop Testing/Trouble Reporting**
- 2.1.8.1 ECI will be responsible for testing and isolating troubles on the Loops. ECI must test and isolate trouble to the BellSouth portion of a designed unbundled loop (e.g., UVL-SL2, UCL-D, etc.) before reporting repair to the UNE Center. At the time of the trouble report, ECI will be required to provide the results of the ECI test which indicate a problem on the BellSouth provided loop.
- 2.1.8.2 Once ECI has isolated a trouble to the BellSouth provided Loop, and had issued a trouble report to BellSouth on the Loop, BellSouth will take the actions necessary to repair the Loop if a trouble actually exists. BellSouth will repair these Loops in the same time frames that BellSouth repairs similarly situated Loops to its end users.
- 2.1.8.3 If ECI reports a trouble on a non-designed loop (e.g., UVL-SL1, UCL-ND, etc.) and no trouble actually exists, BellSouth will charge ECI for any dispatching and testing (both inside and outside the CO) required by BellSouth in order to confirm the loop's working status. If ECI reports trouble on a designed loop and no trouble is found, BellSouth will charge ECI for any dispatch and testing outside the central office.
- 2.1.9 **Order Coordination and Order Coordination-Time Specific**
- 2.1.9.1 "Order Coordination" (OC) allows BellSouth and ECI to coordinate the installation of the SL2 Loops, Unbundled Digital Loops (UDL) and other Loops where OC may be purchased as an option, to ECI's facilities to limit end user service outage. OC is available when the Loop is provisioned over an existing circuit that is currently providing service to the end user. OC for physical conversions will be scheduled at BellSouth's discretion during normal working hours on the committed due date. OC shall be provided in accordance with the chart set forth below.

- 2.1.9.2 “Order Coordination – Time Specific” (OC-TS) allows ECI to order a specific time for OC to take place. BellSouth will make every effort to accommodate ECI’s specific conversion time request. However, BellSouth reserves the right to negotiate with ECI a conversion time based on load and appointment control when necessary. This OC-TS is a chargeable option for all Loops except Unbundled Copper Loops (UCL) and Universal Digital Channel (UDC), and is billed in addition to the OC charge. ECI may specify a time between 9:00 a.m. and 4:00 p.m. (location time) Monday through Friday (excluding holidays). If ECI specifies a time outside this window, or selects a time or quantity of Loops that requires BellSouth technicians to work outside normal work hours, overtime charges will apply in addition to the OC and OC-TS charges. Overtime charges will be applied based on the amount of overtime worked and in accordance with the rates established in the Access Services Tariff, Section E13.2, for each state. The OC-TS charges for an order due on the same day at the same location will be applied on a per Local Service Request (LSR) basis.
- 2.1.10 **CLEC to CLEC Conversions for Unbundled Loops**
- 2.1.10.1 The CLEC to CLEC conversion process for unbundled Loops may be used by ECI when converting an existing unbundled Loop from another CLEC for the same end user. The Loop type being converted must be included in ECI’s Interconnection Agreement before requesting a conversion.
- 2.1.10.2 To utilize the CLEC to CLEC conversion process, the Loop being converted must be the same Loop type with no requested changes to the Loop, must serve the same end user location from the same serving wire center, and must not require an outside dispatch to provision.
- 2.1.10.3 The Loops converted to ECI pursuant to the CLEC to CLEC conversion process shall be provisioned in the same manner and with the same functionality and options as described in this Attachment for the specific Loop type.

	Order Coordination (OC)	Order Coordination – Time Specific (OC-TS)	Test Points	DLR	Charge for Dispatch and Testing if No Trouble Found
SL-1	Chargeable Option	Chargeable Option	Not available	Chargeable Option – ordered as Engineering Information Document	Charged for Dispatch inside and outside Central Office
UCL-ND	Chargeable Option	Not Available	Not Available	Chargeable Option – ordered as Engineering Information Document	Charged for Dispatch inside and outside Central Office
Unbundled Voice Loops - SL-2 (including 2- and 4-wire UVL)	Included	Chargeable Option	Included	Included	Charged for Dispatch outside Central Office
Unbundled Digital Loop	Included	Chargeable Option (except on Universal Digital Channel)	Included (where appropriate)	Included	Charged for Dispatch outside Central Office
Unbundled Copper Loop	Chargeable in accordance with Section 2	Not available	Included	Included	Charged for Dispatch outside Central Office
For UVL-SL1 and UCLs, ECI must order and will be billed for both OC and OC-TS if requesting OC-TS.					

2.2 **Unbundled Voice Loops (UVLs)**

2.2.1 BellSouth shall make available the following UVLs:

2.2.1.1 2-wire Analog Voice Grade Loop – SL1 (Non-Designed)

2.2.1.2 2-wire Analog Voice Grade Loop – SL2 (Designed)

2.2.1.3 4-wire Analog Voice Grade Loop (Designed)

- 2.2.2 Unbundled Voice Loops (UVL) may be provisioned using any type of facility that will support voice grade services. This may include loaded copper, non-loaded copper, digital loop carrier systems, fiber or a combination of any of these facilities. BellSouth, in the normal course of maintaining, repairing, and configuring its network, may also change the facilities that are used to provide any given voice grade circuit. This change may occur at any time. In these situations, BellSouth will only ensure that the newly provided facility will support voice grade services. BellSouth will not guarantee that ECI will be able to continue to provide any advanced services over the new facility. BellSouth will offer UVL in two different service levels - Service Level One (SL1) and Service Level Two (SL2).
- 2.2.3 Unbundled Voice Loop - SL1 (UVL-SL1) loops are 2-wire loop start circuits, will be non-designed, and will not have remote access test points. OC will be offered as a chargeable option on SL1 loops when reuse of existing facilities has been requested by ECI. ECI may also order OC-TS when a specified conversion time is requested. OC-TS is a chargeable option for any coordinated order and is billed in addition to the OC charge. An Engineering Information (EI) document can be ordered as chargeable option. The EI document provides loop make up information which is similar to the information normally provided in a Design Layout Record. Upon issuance of a non-coordinated order in the service order system, SL1 loops will be activated on the due date in the same manner and time frames that BellSouth normally activates POTS-type loops for its end users.
- 2.2.4 For an additional charge BellSouth will make available Loop Testing so that ECI may request further testing on UVL-SL1 loops. Loop Testing is available for new and reuse of BellSouth facilities. Rates for Loop Testing are as set forth in Exhibit B of this Attachment.
- 2.2.5 Unbundled Voice Loop – SL2 (UVL-SL2) loops may be 2-wire or 4-wire circuits, shall have remote access test points, and will be designed with a Design Layout Record provided to ECI. SL2 circuits can be provisioned with loop start, ground start or reverse battery signaling. OC is provided as a standard feature on SL2 loops. The OC feature will allow ECI to coordinate the installation of the loop with the disconnect of an existing customer's service and/or number portability service. In these cases, BellSouth will perform the order conversion with standard order coordination at its discretion during normal work hours.
- 2.3 **Unbundled Digital Loops**
- 2.3.1 BellSouth will offer Unbundled Digital Loops (UDL). UDLs are service specific, will be designed, will be provisioned with test points (where appropriate), and will come standard with OC and a Design Layout Record (DLR). The various UDLs are intended to support a specific digital transmission scheme or service.
- 2.3.2 BellSouth shall make available the following UDLs:

- 2.3.2.1 2-wire Unbundled ISDN Digital Loop
- 2.3.2.2 2-wire Universal Digital Channel (IDSL Compatible)
- 2.3.2.3 2-wire Unbundled ADSL Compatible Loop
- 2.3.2.4 2-wire Unbundled HDSL Compatible Loop
- 2.3.2.5 4-wire Unbundled HDSL Compatible Loop
- 2.3.2.6 4-wire Unbundled DS1 Digital Loop
- 2.3.2.7 4-wire Unbundled Digital Loop/DS0 – 64 kbps, 56 kbps and below
- 2.3.2.8 DS3 Loop
- 2.3.2.9 STS-1 Loop
- 2.3.2.10 OC3 Loop
- 2.3.2.11 OC12 Loop
- 2.3.2.12 OC48 Loop
- 2.3.3 2-Wire Unbundled ISDN Digital Loops will be provisioned according to industry standards for 2-Wire Basic Rate ISDN services and will come standard with a test point, Order Coordination, and a DLR. ECI will be responsible for providing BellSouth with a Service Profile Identifier (SPID) associated with a particular ISDN-capable loop and end user. With the SPID, BellSouth will be able to adequately test the circuit and ensure that it properly supports ISDN service. BellSouth will not reconfigure its ISDN-capable loop to support IDSL service.
- 2.3.3.1 The Universal Digital Channel (UDC) (also known as IDSL-compatible Loop) is intended to be compatible with IDSL service and has the same physical characteristics and transmission specifications as BellSouth's ISDN-capable loop. These specifications are listed in BellSouth's TR73600.
- 2.3.3.2 The UDC may be provisioned on copper or through a Digital Loop Carrier (DLC) system. When UDC Loops are provisioned using a DLC system, the Loops will be provisioned on time slots that are compatible with data-only services such as IDSL.
- 2.3.4 2-Wire ADSL-Compatible Loop. This is a designed loop that is provisioned according to Revised Resistance Design (RRD) criteria and may be up to 18kft long and may have up to 6kft of bridged tap (inclusive of loop length). The loop is a 2-wire circuit and will come standard with a test point, Order Coordination, and a DLR.

- 2.3.5 2-Wire or 4-Wire HDSL-Compatible Loop. This is a designed loop that is provisioned according to Carrier Serving Area (CSA) criteria and may be up to 12,000 feet long and may have up to 2,500 feet of bridged tap (inclusive of loop length). It may be a 2-wire or 4-wire circuit and will come standard with a test point, Order Coordination, and a DLR.
- 2.3.6 4-Wire Unbundled DS1 Digital Loop. This is a designed 4-wire loop that is provisioned according to industry standards for DS1 or Primary Rate ISDN services and will come standard with a test point, Order Coordination, and a DLR.
- 2.3.7 4-Wire Unbundled Digital/DS0 Loop. These are designed 4-wire loops that may be configured as 64kbps, 56kbps, 19kbps, and other sub-rate speeds associated with digital data services and will come standard with a test point, Order Coordination, and a DLR.
- 2.3.8 DS3 Loop. DS3 Loop is a two-point digital transmission path, which provides for simultaneous two-way transmission of serial, bipolar, return-to-zero isochronous digital electrical signals at a transmission rate of 44.736 megabits per second (Mbps) that is dedicated to the use of the ordering CLEC in its provisioning of local exchange and associated exchange access services. It may provide transport for twenty-eight (28) DS1 channels, each of which provides the digital equivalent of twenty-four analog voice grade channels. The interface to unbundled dedicated DS3 transport is a metallic-based electrical interface.
- 2.3.9 STS-1 Loop. STS-1 Loop is a high-capacity digital transmission path with SONET VT1.5 mapping that is dedicated for the use of the ordering customer for the purpose of provisioning local exchange and associated exchange access services. It is a two-point digital transmission path, which provides for simultaneous two-way transmission of serial bipolar return-to-zero synchronous digital electrical signals at a transmission rate of 51.84 megabits per second (Mbps). It may provide transport for twenty-eight (28) DS1 channels, each of which provides the digital equivalent of twenty-four analog voice grade channels. The interface to unbundled dedicated STS-1 transport is a metallic-based electrical interface.
- 2.3.10 OC3 Loop/OC12 Loop/OC48 Loop. OC3/OC-12/OC-48 Loops are optical two-point transmission paths that are dedicated to the use of the ordering CLEC in its provisioning of local exchange and associated exchange access services. The physical interface for all optical transport is optical fiber. This interface standard allows for transport of many different digital signals using a basic building block or base transmission rate of 51.84 megabits per second (Mbps). Higher rates are direct multiples of the base rate. The following rates are applicable: OC-3 - 155.52 Mbps; OC12 - 622.08 Mbps; and OC-48 - 2488 Mbps.

- 2.3.11 DS3 and above services come with a test point and a DLR. Mileage is airline miles, rounded up and a minimum of one mile applies. BellSouth TR 73501 LightGate[®] Service Interface and Performance Specifications, Issue D, June 1995 applies to DS3 and above services.

2.4 **Unbundled Copper Loops (UCL)**

- 2.4.1 BellSouth shall make available Unbundled Copper Loops (UCLs). The UCL is a copper twisted pair Loop that is unencumbered by any intervening equipment (e.g., filters, load coils, range extenders, digital loop carrier, or repeaters) and is not intended to support any particular telecommunications service. The UCL will be offered in two types – Designed and Non-Designed.

2.4.2 **Unbundled Copper Loop – Designed (UCL-D)**

- 2.4.2.1 The UCL-D will be provisioned as a dry copper twisted pair loop that is unencumbered by any intervening equipment (e.g., filters, load coils, range extenders, digital loop carrier, or repeaters). The UCL-D will be offered in two versions - Short and Long.
- 2.4.2.2 A short UCL-D (18,000 feet or less) is provisioned according to Resistance Design parameters, may have up to 6,000 feet of bridged tap and will have up to 1300 ohms of resistance.
- 2.4.2.3 The long UCL-D (beyond 18,000 feet) is provisioned as a dry copper twisted pair longer than 18,000 feet and may have up to 12,000 feet of bridged tap and up to 2800 ohms of resistance.
- 2.4.2.4 The UCL-D is a designed circuit, is provisioned with a test point and comes standard with a DLR. OC is required on UCLs where a reuse of existing facilities has been requested by ECI.
- 2.4.2.5 These loops are not intended to support any particular services and may be utilized by ECI to provide a wide-range of telecommunications services so long as those services do not adversely affect BellSouth's network. This facility will include a Network Interface Device (NID) at the customer's location for the purpose of connecting the loop to the customer's inside wire.
- 2.4.2.6 BellSouth will make available the following UCL-Ds:
- 2.4.2.6.1 2-Wire UCL-D/short
- 2.4.2.6.2 2-Wire UCL-D/long
- 2.4.2.6.3 4-Wire UCL-D/short
- 2.4.2.6.4 4-Wire UCL-D/long

2.4.3 **Unbundled Copper Loop – Non-Designed (UCL-ND)**

- 2.4.3.1 The UCL-ND is provisioned as a dedicated 2-wire metallic transmission facility from BellSouth's Main Distribution Frame to a customer's premises (including the NID). The UCL-ND will be a "dry copper" facility in that it will not have any intervening equipment such as load coils, repeaters, or digital access main lines ("DAMLs"), and may have up to 6,000 feet of bridged tap between the end user's premises and the serving wire center. The UCL-ND typically will be 1300 Ohms resistance and in most cases will not exceed 18,000 feet in length, although the UCL-ND will not have a specific length limitation. For loops less than 18,000 feet and with less than 1300 Ohms resistance, the loop will provide a voice grade transmission channel suitable for loop start signaling and the transport of analog voice grade signals. The UCL-ND will not be designed and will not be provisioned with either a DLR or a test point.
- 2.4.3.2 The UCL-ND facilities may be mechanically assigned using BellSouth's assignment systems. Therefore, the Loop Make Up process is not required to order and provision the UCL-ND. However, ECI can request Loop Make Up for which additional charges would apply.
- 2.4.3.3 At an additional charge, BellSouth also will make available Loop Testing so that ECI may request further testing on the UCL-ND. Rates for Loop Testing are as set forth in Exhibit B of this Attachment.
- 2.4.3.4 UCL-ND loops are not intended to support any particular service and may be utilized by ECI to provide a wide-range of telecommunications services so long as those services do not adversely affect BellSouth's network. The UCL-ND will include a Network Interface Device (NID) at the customer's location for the purpose of connecting the loop to the customer's inside wire.
- 2.4.3.5 Order Coordination (OC) will be provided as a chargeable option and may be utilized when the UCL-ND provisioning is associated with the reuse of BellSouth facilities. Order Coordination -Time Specific (OC-TS) does not apply to this product.
- 2.4.3.6 ECI may use BellSouth's Unbundled Loop Modification (ULM) offering to remove bridge tap and/or load coils from any loop within the BellSouth network. Therefore, some loops that would not qualify as UCL-ND could be transformed into loops that do qualify, using the ULM process.

2.5 **Unbundled Loop Modifications (Line Conditioning)**

- 2.5.1 Line Conditioning is defined as the removal from the Loop of any devices that may diminish the capability of the Loop to deliver high-speed switched wireline telecommunications capability, including xDSL service. Such devices include, but are not limited to, load coils, bridged taps, low pass filters, and range extenders.

- 2.5.2 BellSouth shall condition Loops, as requested by ECI, whether or not BellSouth offers advanced services to the End User on that Loop.
- 2.5.3 In some instances, ECI will require access to a copper twisted pair loop unfettered by any intervening equipment (e.g., filters, load coils, range extenders, etc.), so that ECI can use the loop for a variety of services by attaching appropriate terminal equipment at the ends. ECI will determine the type of service that will be provided over the loop. BellSouth's Unbundled Loop Modifications (ULM) process will be used to determine the costs and feasibility of conditioning the loops as requested. Rates for ULM are as set forth in Exhibit B of this Attachment.
- 2.5.4 In those cases where ECI has requested that BellSouth modify a Loop so that it no longer meets the technical parameters of the original Loop type (e.g., voice grade, ISDN, ADSL, etc.) the resulting modified Loop will be ordered and maintained as a UCL.
- 2.5.5 The Unbundled Loop Modifications (ULM) offering provides the following elements: 1) removal of devices on 2-wire or 4-wire Loops equal to or less than 18,000 feet; 2) removal of devices on 2-wire or 4-wire Loops longer than 18,000 feet; and 3) removal of bridged-taps on loops of any length.
- 2.5.6 ECI shall request Loop make up information pursuant to this Attachment prior to submitting a service inquiry and/or a LSR for the Loop type that ECI desires BellSouth to condition.
- 2.6 **Loop Provisioning Involving Integrated Digital Loop Carriers**
- 2.6.1 Where ECI has requested an Unbundled Loop and BellSouth uses Integrated Digital Loop Carrier (IDLC) systems to provide the local service to the end user and BellSouth has a suitable alternate facility available, BellSouth will make such alternative facilities available to ECI. If a suitable alternative facility is not available, then to the extent it is technically feasible, BellSouth will make alternative arrangements available to ECI (e.g. hairpinning).
- 2.6.2 BellSouth will select one of the following arrangements:
1. Roll the circuit(s) from the IDLC to any spare copper that exists to the customer premises.
 2. Roll the circuit(s) from the IDLC to an existing DLC that is not integrated.
 3. If capacity exists, provide "side-door" porting through the switch.
 4. If capacity exists, provide "DACS-door" porting (if the IDLC routes through a DACS prior to integration into the switch).
- 2.6.3 Arrangements 3 and 4 above require the use of a designed circuit. Therefore, non-designed loops such as the SL1 voice grade and UCL-ND may not be ordered in these cases.

- 2.6.4 If no alternate facility is available, BellSouth will utilize its Special Construction (SC) process to determine the additional costs required to provision the loop facilities. ECI will then have the option of paying the one-time SC rates to place the loop.

2.7 **Network Interface Device (NID)**

- 2.7.1 The NID is defined as any means of interconnection of end-user customer premises wiring to BellSouth's distribution plant, such as a cross-connect device used for that purpose. The NID is a single-line termination device or that portion of a multiple-line termination device required to terminate a single line or circuit at the premises. The NID features two independent chambers or divisions that separate the service provider's network from the end user's customer-premises wiring. Each chamber or division contains the appropriate connection points or posts to which the service provider and the end user each make their connections. The NID provides a protective ground connection and is capable of terminating cables such as twisted pair cable.

- 2.7.1.1 BellSouth shall permit ECI to connect ECI's Loop facilities the end-user's customer-premises wiring through the BellSouth NID or at any other technically feasible point.

2.7.2 **Access to NID**

- 2.7.2.1 ECI may access the end user's customer-premises wiring by any of the following means and ECI shall not disturb the existing form of electrical protection and shall maintain the physical integrity of the NID:
- 2.7.2.1.1 1) BellSouth shall allow ECI to connect its loops directly to BellSouth's multi-line residential NID enclosures that have additional space and are not used by BellSouth or any other telecommunications carriers to provide service to the premises.
- 2.7.2.1.2 2) Where an adequate length of the end user's customer premises wiring is present and environmental conditions permit, either Party may remove the customer premises wiring from the other Party's NID and connect such wiring to that Party's own NID;
- 2.7.2.1.3 3) Enter the subscriber access chamber or dual chamber NID enclosures for the purpose of extending a connect divisioned or spliced jumper wire from the customer premises wiring through a suitable "punch-out" hole of such NID enclosures; or
- 2.7.2.1.4 4) Request BellSouth to make other rearrangements to the end user customer premises wiring terminations or terminal enclosure on a time and materials cost basis.

- 2.7.2.2 In no case shall either Party remove or disconnect the other Party's loop facilities from either Party's NIDs, enclosures, or protectors unless the applicable Commission has expressly permitted the same and the disconnecting Party provides prior notice to the other Party. In such cases, it shall be the responsibility of the Party disconnecting loop facilities to leave undisturbed the existing form of electrical protection and to maintain the physical integrity of the NID. It will be ECI's responsibility to ensure there is no safety hazard and will hold BellSouth harmless for any liability associated with the removal of the BellSouth loop from the BellSouth NID. Furthermore, it shall be the responsibility of the disconnecting Party, once the other Party's loop has been disconnected from the NID, to reconnect the disconnected loop to a nationally recognized testing laboratory listed station protector, which has been grounded as per Article 800 of the National Electrical Code. If no spare station protector exists in the NID, the disconnected loop must be appropriately cleared, capped and stored.
- 2.7.2.3 In no case shall either Party remove or disconnect ground wires from BellSouth's NIDs, enclosures, or protectors.
- 2.7.2.4 In no case shall either Party remove or disconnect NID modules, protectors, or terminals from BellSouth's NID enclosures.
- 2.7.2.5 Due to the wide variety of NID enclosures and outside plant environments, BellSouth will work with ECI to develop specific procedures to establish the most effective means of implementing this section if the procedures set forth herein do not apply to the NID in question.
- 2.7.3 Technical Requirements
- 2.7.3.1 The NID shall provide an accessible point of interconnection and shall maintain a connection to ground.
- 2.7.3.2 If an existing NID is accessed, it shall be capable of transferring electrical analog or digital signals between the end user's customer premises and the Distribution Media and/or cross connect to ECI's NID.
- 2.7.3.3 Existing BellSouth NIDS will be provided in "as is" condition. ECI may request BellSouth do additional work to the NID on a time and material basis. When ECI deploys its own local loops with respect to multiple-line termination devices, ECI shall specify the quantity of NIDs connections that it requires within such device.
- 2.8 **Sub-loop Elements**
- 2.8.1 Where facilities permit, BellSouth shall offer access to its Unbundled Sub-Loop (USL) and Unbundled Sub-loop Concentration (USLC) System.
- 2.8.2 **Unbundled Sub-Loop Distribution**

- 2.8.2.1 The unbundled sub-loop distribution facility is a dedicated transmission facility that BellSouth provides from an end user's point of demarcation to a BellSouth cross-connect device. The BellSouth cross-connect device may be located within a remote terminal (RT) or a stand-alone cross-box in the field or in the equipment room of a building. The unbundled sub-loop distribution media is a copper twisted pair that can be provisioned as a 2 Wire or 4 Wire facility. BellSouth will make the following available sub-loop distribution offerings where facilities permit:
- Unbundled Sub-Loop Distribution – Voice Grade
 - Unbundled Copper Sub-Loop
 - Unbundled Sub-Loop Distribution – Intrabuilding Network Cable (aka riser cable)
- 2.8.2.2 Unbundled Sub-Loop Distribution – Voice Grade (USLD-VG) is a sub-loop facility from the cross-box in the field up to and including the point of demarcation, at the end user's premises and may have load coils.
- 2.8.2.3 Unbundled Copper Sub-Loop (UCSL) is a copper facility of any length provided from the cross-box in the field up to and including the end-user's point of demarcation. If available, this facility will not have any intervening equipment such as load coils between the end-user and the cross-box.
- 2.8.2.4 If ECI requests a UCSL and it is not available, ECI may request the Sub-Loop facility be modified pursuant to the ULM process request to remove load coils and/or bridged taps. If load coils and/or bridged taps are removed, the facility will be classified as a UCSL.
- 2.8.2.5 Unbundled Sub-Loop Distribution – Intrabuilding Network Cable (USLD-INC) is the distribution facility inside a building or between buildings on the same continuous property which is not separated by a public street or road. USLD-INC includes the facility from the cross-connect device in the building equipment room up to and including the point of demarcation, at the end user's premises.
- 2.8.2.6 BellSouth will install a cross connect panel in the building equipment room for the purpose of accessing USLD-INC pairs from a building equipment room. The cross-connect panel will function as a single point of interconnection (SPOI) for USLD-INC and will be accessible by multiple carriers as space permits. BellSouth will place cross-connect blocks in 25-pair increments for ECI's use on this cross-connect panel. ECI will be responsible for connecting its facilities to the 25-pair cross-connect block(s).
- 2.8.2.7 Unbundled Sub-Loop distribution facilities shall support functions associated with provisioning, maintenance and testing of the Unbundled Sub-Loop. For access to Voice Grade USLD and UCSL, ECI shall install a cable to the BellSouth cross-box pursuant to the terms and conditions for physical collocation for remote sites set forth in this Agreement. This cable would be connected by a BellSouth technician within the BellSouth cross-box during the set-up process. ECI's cable

pairs can then be connected to BellSouth's USL within the BellSouth cross-box by the BellSouth technician.

- 2.8.2.8 Through the Service Inquiry (SI) process, BellSouth will determine whether access to Unbundled Sub-Loops at the location requested by ECI is technically feasible and whether sufficient capacity exists in the cross-box. If existing capacity is sufficient to meet ECI's request, then BellSouth will perform the site set-up as described in Section 2.8.2.9. If any work must be done to modify existing BellSouth facilities or add new facilities (other than adding the cross-connect panel in a building equipment room as noted in Section 2.8.2.9) to accommodate ECI's request for Unbundled Sub-Loops, ECI may request BellSouth's Special Construction (SC) process to determine additional costs required to provision the Unbundled Sub-Loops. ECI will have the option to proceed under the SC process to modify the BellSouth facilities.
- 2.8.2.9 The site set-up must be completed before ECI can order sub-loop pairs. For the site set-up in a BellSouth cross-connect box in the field, BellSouth will perform the necessary work to splice ECI's cable into the cross-connect box. For the site set-up inside a building equipment room, BellSouth will perform the necessary work to install the cross-connect panel and the connecting block(s) that will be used to provide access to the requested USLs.
- 2.8.2.10 Once the site set-up is complete, ECI will request sub-loop pairs through submission of a Local Service Request (LSR) form to the Local Carrier Service Center (LCSC). Order Coordination is required with USL pair provisioning when ECI requests reuse of an existing facility and is in addition to the USL pair rate. For expedite requests by ECI for sub-loop pairs, expedite charges will apply for intervals less than 5 days.
- 2.8.2.11 Unbundled Sub-Loops will be provided in accordance with technical reference TR73600.
- 2.8.3 **Unbundled Network Terminating Wire (UNTW)**
- 2.8.3.1 Unbundled Network Terminating Wire (UNTW) is unshielded twisted copper wiring that is used to extend circuits from an intra-building network cable terminal or from a building entrance terminal to an individual customer's point of demarcation. It is the final portion of the Loop which, in multi-subscriber configurations, represents the point at which the network branches out to serve individual subscribers.
- 2.8.3.2 This element will be provided in Multi-Dwelling Units (MDUs) and/or Multi-Tenants Units (MTUs) where BellSouth owns wiring all the way to the end-users premises. BellSouth will not provide this element in those locations where the property owner provides its own wiring to the end-user's premises, where a third

party owns the wiring to the end-user's premises or where the property owner will not allow BellSouth to place its facilities to the end user.

2.8.3.3 Requirements

- 2.8.3.3.1 On a multi-unit premises, upon request of the other Party ("Requesting Party"), the Party owning the network terminating wire will provide access to UNTW pairs on an Access Terminal that is suitable for use by multiple carriers at each Garden Terminal or Wiring Closet.
- 2.8.3.3.2 The Provisioning Party shall not be required to install new or additional NTW beyond existing NTW to provision the services of the Requesting Party.
- 2.8.3.3.3 Upon receipt of the UNTW Service Inquiry (SI) requesting access to the Provisioning Party's UNTW pairs at a multi-unit premises, representatives of both Parties will participate in a meeting at the site of the requested access. The purpose of the site visit will include discussion of the procedures for installation and location of the Access Terminals. By request of the Requesting Party, an Access Terminal will be installed either adjacent to each Provisioning Party's Garden Terminal or inside each Wiring Closet. Requesting Party will deliver and connect its central office facilities to the UNTW pairs within the Access Terminal. Requesting Party may access any available pair on an Access Terminal. A pair is available when a pair is not being utilized to provide service or where the end user has requested a change in its local service provider to the Requesting Party. Prior to connecting Requesting Party's service on a pair previously used by Provisioning Party, Requesting Party is responsible for ensuring the end-user is no longer using Provisioning Party's service or another CLEC's service before accessing UNTW pairs.
- 2.8.3.3.4 Access Terminal installation intervals will be established on an individual case basis.
- 2.8.3.3.5 Requesting Party is responsible for obtaining the property owner's permission for Provisioning Party to install an Access Terminal(s) on behalf of the Requesting Party. The submission of the SI by the Requesting Party will serve as certification by the Requesting Party that such permission has been obtained. If the property owner objects to Access Terminal installations that are in progress or subsequent to completion and demands removal of Access Terminals, Requesting Party will be responsible for costs associated with removing Access Terminals and restoring property to its original state prior to Access Terminals being installed.
- 2.8.3.3.6 The Requesting Party shall indemnify and hold harmless the Provisioning Party against any claims of any kind that may arise out of the Requesting Party's failure to obtain the property owner's permission. Requesting Party will be billed for non-recurring and recurring charges for accessing UNTW pairs at the time the

Requesting Party activates the pair(s). The Requesting Party will notify the Provisioning Party each time it activates UNTW pairs using the LSR form.

- 2.8.3.3.7 Requesting Party will isolate and report troubles in the manner specified by the Provisioning Party. Requesting Party must tag the UNTW pair that requires repair. If Provisioning Party dispatches a technician on a reported trouble call and no UNTW trouble is found, Provisioning Party will charge Requesting Party for time spent on the dispatch and testing the UNTW pair(s).
- 2.8.3.3.8 If Requesting Party initiates the Access Terminal installation and the Requesting Party has not activated at least one pair on the Access Terminal installed pursuant to Requesting Party's request for an Access Terminal within 6 months of installation of the Access Terminal, Provisioning Party will bill Requesting Party a non-recurring charge equal to the actual cost of provisioning the Access Terminal.
- 2.8.3.3.9 If Provisioning Party determines that Requesting Party is using the UNTW pairs without reporting the activation of the pairs, the following charges shall apply:
 - 2.8.3.3.9.1 If Requesting Party issued a LSR to disconnect an end-user from Provisioning Party in order to use a UNTW pair, Requesting Party will be billed for the use of the pair back to the disconnect order date.
 - 2.8.3.3.9.2 If Requesting Party activated a UNTW pair on which Provisioning Party was not previously providing service, Requesting Party will be billed for the use of that pair back to the date the end-user began receiving service using that pair. Upon request, Requesting Party will provide copies of its billing record to substantiate such date. If Requesting Party fails to provide such records, then Provisioning Party will bill the Requesting Party back to the date of the Access Terminal installation.
- 2.8.4 **Unbundled Sub-Loop Feeder**
 - 2.8.4.1 Unbundled Sub-Loop Feeder (USLF) provides connectivity between BellSouth's central office and cross-box (or other access point) that serves an end user location.
 - 2.8.4.2 USLF utilized for voice traffic can be configured as 2-wire voice (USLF-2W/V) or 4-wire voice (USLF-4W/V).
 - 2.8.4.3 USLF utilized for digital traffic can be configured as 2-wire ISDN (USLF-2W/I); 2-wire Copper (USLF-2W/C); 4-wire Copper (USLF-4W/C); 4-wire DS0 level loop (USLF-4W/D0); or 4-wire DS1 and ISDN (USLF-4W/DI).
 - 2.8.4.4 USLF will provide access to both the equipment and the features in the BellSouth central office and BellSouth cross box necessary to provide a 2W or 4W communications pathway from the BellSouth central office to the BellSouth cross-

box. This element will allow for the connection of ECI's loop distribution elements onto BellSouth's feeder system.

2.8.4.5 Requirements

2.8.4.5.1 ECI will extend a compatible cable to BellSouth's cross-box. BellSouth will connect the cable to a panel inside the BellSouth cross-box to the requested level of feeder element. In those cases when there is no room in the BellSouth cross-box to accommodate the additional cross-connect panels mentioned above, BellSouth will utilize its Special Construction process to determine the costs to provide the sub-loop feeder element to ECI. ECI will then have the option of paying the special construction charges or canceling the order.

2.8.4.5.2 USLF will be a designed circuit and BellSouth will provide a Design Layout Record (DLR) for this element.

2.8.4.5.3 BellSouth will provide USLF elements in accordance with applicable industry standards for these types of facilities. Where industry standards do not exist, BellSouth's TR73600 will be used to determine performance parameters.

2.8.4.6 Unbundled Sub-Loop Feeder – (USLF DS3 and above)

2.8.4.6.1 USLF DS3 and above provides connectivity between a BellSouth Serving Wire Center (SWC) and the Remote Terminal (RT) associated with that SWC that serves an end user location.

2.8.4.6.2 The sub-loop feeder is intended to be utilized for voice traffic and digital traffic. It can be configured at DS3, STS-1, OC-3, OC-12, or OC-48 transmission capacities.

2.8.4.6.3 The OC-48 Sub-Loop Feeder will consist of four (4) OC12 interfaces.

2.8.4.6.4 Both 2-fiber and 4-fiber-protect applications will be supported for OC-3 level and higher.

2.8.4.7 Requirements

2.8.4.7.1 Access in the SWC and RT will be via a Collocation cross-connect.

2.8.4.7.2 USLF DS3 and above will be a designed circuit. BellSouth will provide a Design Layout Record (DLR) for this network element.

2.8.4.7.3 Rates. Rates for these services are as set forth in Exhibit B of this Attachment. Mileage is based on airline miles.

2.8.4.7.4 BellSouth will provide USLF DS3 and above elements in accordance with applicable industry standards.

2.8.5 **Unbundled Loop Concentration (ULC)**

2.8.5.1 BellSouth will provide to ECI Unbundled Loop Concentration (ULC). Loop concentration systems in the central office concentrate the signals transmitted over local loops onto a digital loop carrier system. The concentration device is placed inside a BellSouth central office. BellSouth will offer ULC with a TR008 interface or a TR303 interface.

2.8.5.2 ULC will be offered in two system options. System A will allow up to 96 BellSouth loops to be concentrated onto two or more DS1s. The high-speed connection from the concentrator will be at the electrical DS1 level and will connect to ECI at ECI's collocation site. System B will allow up to 192 BellSouth loops to be concentrated onto 4 or more DS1s. System A may be upgraded to a System B. A minimum of two DS1s is required for each system (i.e., System A requires two DS1s and System B would require an additional two DS1s or four in total). All DS1 interfaces will terminate to ECI's collocation space. ULC service is offered with concentration (2 DS1s for 96 channels) or without concentration (4 DS1s for 96 channels) and with or without protection. A Loop Interface element will be required for each loop that is terminated onto the ULC system.

2.8.6 **Unbundled Sub-Loop Concentration (USLC)**

2.8.6.1 Where facilities permit, ECI may concentrate its sub-loops onto multiple DS1s back to the BellSouth Central Office.

2.8.6.2 USLC, using the Lucent Series 5 equipment, will be offered in two system options. System A will allow up to 96 of ECI's sub-loops to be concentrated onto two or more DS1s. System B will allow an additional 96 of ECI's sub-loops to be concentrated onto two or more additional DS1s. One System A may be supplemented with one System B and they both must be physically located in a single Series 5 dual channel bank. A minimum of two DS1s is required for each system (i.e., System A requires two DS1s and System B would require an additional two DS1s or four in total). The DS1 level facility that connects the Remote Terminal site with the serving wire center is known as a Feeder Interface. All DS1 Feeder Interfaces will terminate to ECI's demarcation point associated with ECI's collocation space within the SWC that serves the remote terminal (RT). USLC service is offered with or without concentration and with or without a protection DS1.

2.8.6.3 ECI is required to deliver its sub-loops to its own cross-box, RT, or other similar device and deliver a single cable to the BellSouth RT. This cable shall be connected, by a BellSouth technician, to a cross-connect panel within the BellSouth RT/cross-box and shall allow ECI's sub-loops to be placed on the USLC and transported to ECI's collocation space at a DS1 level.

2.8.7 **Dark Fiber Loop**

- 2.8.7.1 Dark Fiber Loop is an unused optical transmission facility without attached signal regeneration, multiplexing, aggregation or other electronics that connects two points within BellSouth's network. Dark Fiber Loops may be strands of optical fiber existing in aerial or underground structure. BellSouth will not provide line terminating elements, regeneration or other electronics necessary for ECI to utilize Dark Fiber Loops.
- 2.8.7.2 A Dark Fiber Loop is a point to point arrangement from an end user's premises connected via a cross connect to the demarcation point associated with ECI's collocation space in the end user's serving wire center.
- 2.8.7.3 Dark Fiber Loop rates are differentiated between Local Channel, Interoffice Channel and Local Loop.
- 2.8.7.4 Requirements
- 2.8.7.4.1 BellSouth shall make available Dark Fiber Loop where it exists in BellSouth's network and where, as a result of future building or deployment, it becomes available. Dark Fiber Loop will not be deemed available if: (1) it is used by BellSouth for maintenance and repair purposes; (2) it is designated for use pursuant to a firm order placed by another customer; (3) it is restricted for use by all carriers, including BellSouth, because of transmission problems or because it is scheduled for removal due to documented changes to roads and infrastructure; or (4) BellSouth has plans to use the fiber within a two-year planning period. BellSouth is not required to place the fiber for Dark Fiber Loop if none is available.
- 2.8.7.4.2 If the requested Dark Fiber Loop has any lightwave repeater equipment interspliced to it, BellSouth will remove such equipment at ECI's request subject to time and materials charges.
- 2.8.7.4.3 ECI is solely responsible for testing the quality of the Dark Fiber to determine its usability and performance specifications.
- 2.8.7.4.4 BellSouth shall use its commercially reasonable efforts to provide to ECI information regarding the location, availability and performance of Dark Fiber Loop within ten (10) business days after receiving a Service Inquiry ("SI") from ECI.
- 2.8.7.4.5 If the requested Dark Fiber Loop is available, BellSouth shall use commercially reasonable efforts to provision the Dark Fiber Loop to ECI within twenty (20) business days after ECI submits a valid, error free LSR. Provisioning includes identification of appropriate connection points (e.g., Light Guide Interconnection (LGX) or splice points) to enable ECI to connect or splice ECI provided transmission media (e.g., optical fiber) or equipment to the Dark Fiber Loop.

2.9 **Loop Makeup (LMU)**

2.9.1 Description of Service

- 2.9.1.1 BellSouth shall make available to ECI (LMU) information so that ECI can make an independent judgment about whether the Loop is capable of supporting the advanced services equipment ECI intends to install and the services ECI wishes to provide. This section addresses LMU as a preordering transaction, distinct from ECI ordering any other service(s). Loop Makeup Service Inquiries (LMUSI) for preordering loop makeup are likewise unique from other preordering functions with associated service inquiries (SI) as described in this Agreement.
- 2.9.1.2 BellSouth will provide ECI LMU information consisting of the composition of the loop material (copper/fiber); the existence, location and type of equipment on the Loop, including but not limited to digital loop carrier or other remote concentration devices, feeder/distribution interfaces, bridged taps, load coils, pair-gain devices; the loop length; the wire gauge and electrical parameters.
- 2.9.1.3 BellSouth's LMU information is provided to ECI as it exists either in BellSouth's databases or in its hard copy facility records. BellSouth does not guarantee accuracy or reliability of the LMU information provided.
- 2.9.1.4 ECI may choose to use equipment that it deems will enable it to provide a certain type and level of service over a particular BellSouth Loop. The determination shall be made solely by ECI and BellSouth shall not be liable in any way for the performance of the advanced data services provisioned over said Loop. The specific Loop type (ADSL, HDSL, or otherwise) ordered on the LSR must match the LMU of the loop reserved taking into consideration any requisite line conditioning. The LMU data is provided for informational purposes only and does not guarantee ECI's ability to provide advanced data services over the ordered loop type. Further, if ECI orders loops that are not intended to support advanced services (such as UV-SL1, UV-SL2, or ISDN compatible loops) and that are not inventoried as advanced services loops, the LMU information for such loops is subject to change at any time due to modifications and/or upgrades to BellSouth's network. ECI is fully responsible for any of its service configurations that may differ from BellSouth's technical standard for the loop type ordered.

2.9.2 **Submitting Loop Makeup Service Inquiries**

- 2.9.2.1 ECI may obtain LMU information by submitting a LMU Service Inquiry (LMUSI) mechanically or manually. Mechanized LMUSIs should be submitted through BellSouth's Operational Support Systems interfaces. After obtaining the Loop information from the mechanized LMUSI process, if ECI needs further loop information in order to determine loop service capability, ECI may initiate a separate Manual Service Inquiry for a separate nonrecurring charge as set forth in Exhibit B of this Attachment.

2.9.2.2 Manual LMUSIs shall be submitted by electronic mail to BellSouth's Complex Resale Support Group (CRSG)/Account Team utilizing the Preordering Loop Makeup Service Inquiry form. The service interval for the return of a Loop Makeup Manual Service Inquiry is three business days. Manual LMUSIs are not subject to expedite requests. This service interval is distinct from the interval applied to the subsequent service order.

2.9.3 **Loop Reservations**

2.9.3.1 For a Mechanized LMUSI, ECI may reserve up to ten Loop facilities. For a Manual LMUSI, ECI may reserve up to three Loop facilities.

2.9.3.2 ECI may reserve facilities for up to four (4) business days for each facility requested on a LMUSI from the time the LMU information is returned to ECI. During and prior to ECI placing an LSR, the reserved facilities are rendered unavailable to other customers, including BellSouth. If ECI does not submit an LSR for a UNE service on a reserved facility within the four-day reservation timeframe, the reservation of that spare facility will become invalid and the facility will be released.

2.9.3.3 Charges for preordering LMUSI are separate from any charges associated with ordering other services from BellSouth.

2.9.4 **Ordering of Other UNE Services**

2.9.4.1 All LSRs issued for reserved facilities shall reference the facility reservation number as provided by BellSouth. ECI will not be billed any additional LMU charges for the loop ordered on such LSR. If, however, ECI does not reserve facilities upon an initial LMUSI, ECI's placement of an order for an advanced data service type facility will incur the appropriate billing charges to include service inquiry and reservation per Exhibit B of this Attachment.

2.9.4.2 Where ECI has reserved multiple Loop facilities on a single reservation, ECI may not specify which facility shall be provisioned when submitting the LSR. For those occasions, BellSouth will assign to ECI, subject to availability, a facility that meets the BellSouth technical standards of the BellSouth type Loop as ordered by ECI. If the ordered Loop type is not available, ECI may utilize the Unbundled Loop Modification process or the Special Construction process, as applicable, to obtain the Loop type ordered.

3 **High Frequency Spectrum Network Element**

3.1 General

3.1.1 BellSouth shall provide ECI access to the high frequency spectrum of the local loop as an unbundled network element only where BellSouth is the voice service provider to the end user at the rates set forth in this Attachment.

- 3.1.2 The High Frequency Spectrum is defined as the frequency range above the voiceband on a copper loop facility carrying analog circuit-switched voiceband transmissions. Access to the High Frequency Spectrum is intended to allow ECI the ability to provide Digital Subscriber Line (“xDSL”) data services to the end user for which BellSouth provides voice services. The High Frequency Spectrum shall be available for any version of xDSL complying with Spectrum Management Class 5 of ANSI T1.417, American National Standard for Telecommunications, Spectrum Management for Loop Transmission Systems. BellSouth will continue to have access to the low frequency portion of the loop spectrum (from 300 Hertz to at least 3000 Hertz, and potentially up to 3400 Hertz, depending on equipment and facilities) for the purposes of providing voice service. ECI shall only use xDSL technology that is within the PSD mask for Spectrum Management Class 5 as found in the above-mentioned document.
- 3.1.3 Access to the High Frequency Spectrum requires an unloaded, 2-wire copper Loop. An unloaded Loop is a copper Loop with no load coils, low-pass filters, range extenders, DAMLs, or similar devices and minimal bridged taps consistent with ANSI T1.413 and T1.601.
- 3.1.4 BellSouth will provide Loop Modification to ECI on an existing Loop in accordance with procedures developed in the Line Sharing Collaborative. High Frequency Spectrum (Central Office Based) Unbundled Loop Modification is a separate distinct service from Unbundled Loop Modification set forth in Section 2.5 of this Attachment. Procedures for High Frequency Spectrum (Central Office Based) Unbundled Loop Modification were developed in the Line Sharing Collaborative and may be found posted to the web at <http://www.interconnection.bellsouth.com/html/unes.html>. Nonrecurring rates for this UNE offering may be found in Exhibit B of this Attachment. BellSouth is not required to modify a Loop for access to the High Frequency spectrum if modification of that Loop significantly degrades BellSouth’s voice service. If ECI requests that BellSouth modify a Loop longer than 18,000 ft. and such modification significantly degrades the voice services on the Loop, ECI shall pay for the Loop to be restored to its original state.

3.2 **Provisioning of High Frequency Spectrum and Splitter Space**

- 3.2.1 BellSouth will provide ECI with access to the High Frequency Spectrum as follows:
- 3.2.1.1 To order High Frequency Spectrum on a particular Loop, ECI must have a Digital Subscriber Line Access Multiplexer (DSLAM) collocated in the central office that serves the end-user of such Loop.
- 3.2.1.2 ECI may provide its own splitters or may order splitters in a central office once it has installed its DSLAM in that central office. BellSouth will install splitters within thirty-six (36) calendar days of ECI’s submission of an error free Line

Splitter Ordering Document (“LSOD”) to the BellSouth Complex Resale Support Group.

- 3.2.1.3 Once a splitter is installed on behalf of ECI in a central office in which ECI is located, ECI shall be entitled to order the High Frequency Spectrum on lines served out of that central office. BellSouth will bill and ECI shall pay the electronic or manual ordering charges as applicable when ECI orders High Frequency Spectrum for end-user service.
- 3.2.1.4 BellSouth will select, purchase, install, and maintain a central office POTS splitter and provide ECI access to data ports on the splitter. The splitter will route the High Frequency Spectrum on the circuit to ECI’s xDSL equipment in ECI’s collocation space. At least 30 days before making a change in splitter suppliers, BellSouth will provide ECI with a carrier notification letter, informing ECI of change. ECI shall purchase ports on the splitter in increments of 8 or 24 ports.
- 3.2.1.5 BellSouth will install the splitter in (i) a common area close to ECI’s collocation area, if possible; or (ii) in a BellSouth relay rack as close to ECI’s DS0 termination point as possible. ECI shall have access to the splitter for test purposes, regardless of where the splitter is placed in the BellSouth premises. For purposes of this section, a common area is defined as an area in the central office in which both Parties have access to a common test access point. A Termination Point is defined as the point of termination for ECI on the toll main distributing frame in the central office and is not the demarcation point set forth in Attachment 4 of this Agreement. BellSouth will cross-connect the splitter data ports to a specified ECI DS0 at such time that a ECI end user’s service is established.
- 3.2.1.6 ECI may at its option purchase, install and maintain central office POTS splitters in its collocation arrangements. ECI may use such splitters for access to its customers and to provide digital line subscriber services to its customers using the High Frequency Spectrum. Existing Collocation rules and procedures shall apply.
- 3.2.1.7 Any splitters installed by ECI in its collocation arrangement shall comply with ANSI T1.413, Annex E, or any future ANSI splitter Standards. ECI may install any splitters that BellSouth deploys or permits to be deployed for itself or any BellSouth affiliate.
- 3.2.1.8 The High Frequency Spectrum shall only be available on Loops on which BellSouth is also providing, and continues to provide, analog voice service directly to the end user. In the event the end-user terminates its BellSouth provided voice service for any reason, or in the event BellSouth disconnects the end user’s voice service pursuant to its tariffs or applicable law, and ECI desires to continue providing xDSL service on such Loop, ECI shall be required to purchase a full stand-alone Loop unbundled network element. To the extent commercially practicable, BellSouth shall give ECI notice in a reasonable time prior to disconnect, which notice shall give ECI an adequate opportunity to notify

BellSouth of its intent to purchase such Loop. In those cases in which BellSouth no longer provides voice service to the end user and ECI purchases the full stand-alone Loop, ECI may elect the type of loop it will purchase. ECI will pay the appropriate recurring and non-recurring rates for such Loop as set forth in Exhibit B to this Attachment. In the event ECI purchases a voice grade Loop, ECI acknowledges that such Loop may not remain xDSL compatible.

- 3.2.1.9 Only one competitive local exchange carrier shall be permitted access to the High Frequency Spectrum of any particular loop.

3.2.2 **Ordering**

- 3.2.2.1 ECI shall use BellSouth's Line Splitter Ordering Document ("LSOD") to order splitters from BellSouth and to activate and deactivate DS0 Collocation Connecting Facility Assignments (CFA) for use with High Frequency Spectrum.

- 3.2.2.2 BellSouth will provide ECI the Local Service Request ("LSR") format to be used when ordering the High Frequency Spectrum.

- 3.2.2.2.1 BellSouth will provision High Frequency Spectrum in compliance with BellSouth's Products and Services Interval Guide available at the website at <http://www.interconnection.bellsouth.com>.

- 3.2.2.2.2 BellSouth will provide ECI access to Preordering Loop Makeup (LMU), in accordance with the terms of this Agreement. BellSouth shall bill and ECI shall pay the rates for such services, as described in Exhibit B.

- 3.2.2.2.3 BellSouth shall test the data portion of the loop to ensure the continuity of the wiring for ECI's data.

3.2.3 **Maintenance and Repair**

- 3.2.3.1 ECI shall have access for repair and maintenance purposes, to any loop for which it has access to the High Frequency Spectrum. If ECI is using a BellSouth owned splitter, ECI may access the loop at the point where the combined voice and data signal exits the central office splitter via a bantam test jack. If ECI provides its own splitter, it may test from the collocation space or the Termination Point.

- 3.2.3.2 BellSouth will be responsible for repairing voice services and the physical line between the network interface device at the customer's premises and the Termination Point. ECI will be responsible for repairing data services. Each Party will be responsible for maintaining its own equipment.

- 3.2.3.3 ECI shall inform its end users to direct data problems to ECI, unless both voice and data services are impaired, in which event the end users should call BellSouth.

- 3.2.3.4 Once a Party has isolated a trouble to the other Party's portion of the loop, the Party isolating the trouble shall notify the end user that the trouble is on the other Party's portion of the Loop.
- 3.2.3.5 Notwithstanding anything else to the contrary in this Agreement, when BellSouth receives a voice trouble and isolates the trouble to the physical collocation arrangement belonging to ECI, BellSouth will notify ECI. ECI will provide no more than two (2) verbal connecting facility assignments (CFA) pair changes to BellSouth in an attempt to resolve the voice trouble. In the event a CFA pair change resolves the voice trouble, ECI will provide BellSouth an LSR with the new CFA pair information within 24 hours. If the owner of the collocation space fails to resolve the trouble by providing BellSouth with the verbal CFA pair changes, BellSouth may discontinue ECI's access to the High Frequency Spectrum on such loop. BellSouth will not be responsible for any loss of data as a result of this action.
- 3.2.4 **Line Splitting.**
- 3.2.4.1 **General**
- 3.2.4.2 Line Splitting allows a provider of data services (a "Data LEC") and a provider of voice services (a "Voice CLEC") to deliver voice and data service to end users over the same loop. The Voice CLEC and Data LEC may be the same or different carriers. ECI shall provide BellSouth with a signed Letter of Authorization ("LOA") between it and the Data LEC or Voice CLEC with which it desires to provision Line Splitting services.
- 3.2.4.3 The splitter may be provided by the Data LEC, Voice CLEC or BellSouth. When ECI or its authorized agent owns the splitter, Line Splitting requires the following: a non-designed analog loop from the serving wire center to the network interface device (NID) at the end user's location; a collocation cross connection connecting the loop to the collocation space; a second collocation cross connection from the collocation space connected to a voice port; and a splitter. The loop and port cannot be a loop and port combination (i.e. UNE-P), but must be individual stand-alone network elements. When BellSouth owns the splitter, Line Splitting requires the following: a non designed analog loop from the serving wire center to the network interface device (NID) at the end user's location with CFA and splitter port assignments, and a collocation cross connection from the collocation space connected to a voice port.
- 3.2.4.4 An unloaded 2-wire copper loop must serve the end user. The meet point for the Voice CLEC and the Data LEC is the point of termination on the MDF for the Data LEC's cable and pairs.

- 3.2.4.5 End Users currently receiving voice service from a Voice CLEC through a UNE platform (UNE-P) may be converted to Line Splitting arrangements by ECI or its authorized agent ordering Line Splitting Service. If the CLEC wishes to provide the splitter, the UNE-P arrangement will be converted to a stand-alone UNE loop, a UNE port and two collocation cross connects. If BellSouth owns the splitter, the UNE-P arrangement will be converted to a stand-alone UNE loop, port, and one collocation cross connection.
- 3.2.4.6 When end users using High Frequency Spectrum CO Based line sharing service convert to Line Splitting, BellSouth will discontinue billing for the upper spectrum. BellSouth will continue to bill the Data LEC for all associated splitter charges if the Data LEC continues to use a BellSouth splitter. It is the responsibility of ECI or its authorized agent to determine if the loop is compatible for Line Splitting Service. ECI or its authorized agent may use the existing loop unless it is not compatible with the Data LEC's data service and < customer_name> or its authorized agent submits an LSR to BellSouth to change the loop.
- 3.2.4.7 The foregoing procedures are applicable to migration to Line Splitting Service from a UNE-P arrangement. Where a UNE-P arrangement does not already exist, BellSouth will work cooperatively with CLECs to develop methods and procedures to develop a process whereby a Voice CLEC and a Data LEC may provide services over the same loop.
- 3.2.4.8 **Ordering**
- 3.2.4.9 ECI shall use BellSouth's Line Splitter Ordering Document ("LSOD") to order splitters from BellSouth and to activate and deactivate DS0 Collocation Connecting Facility Assignments (CFA) for use with Line Splitting.
- 3.2.4.10 BellSouth shall provide ECI the Local Service Request ("LSR") format to be used when ordering Line Splitting service.
- 3.2.4.11 BellSouth will provision Line Splitting service in compliance with BellSouth's Products and Services Interval Guide available at the website at <http://www.interconnection.bellsouth.com>.
- 3.2.4.12 BellSouth will provide ECI access to Preordering Loop Makeup (LMU) in accordance with the terms of this Agreement. BellSouth shall bill and ECI shall pay the rates for such services as described in Exhibit B.
- 3.2.4.13 BellSouth will provide loop modification to ECI on an existing loop in accordance with procedures developed in the Line Sharing Collaborative. High Frequency Spectrum (CO Based) Unbundled Loop Modification is a separate distinct service from Unbundled Loop Modification set forth in Section 2.5 of this Attachment.

Procedures for High Frequency Spectrum (CO Based) Unbundled Loop Modification may be found on the web at:

[HTTP://www.interconnection.bellsouth.com/html/un.es.html](http://www.interconnection.bellsouth.com/html/un.es.html). Nonrecurring rates for this UNE offering may be found in Exhibit B of this Attachment.

3.2.4.14 Maintenance

3.2.4.15 BellSouth will be responsible for repairing voice services and the physical line between the network interface device at the customer's premises and the Termination Point. ECI will be responsible for repairing data services. Each Party will be responsible for maintaining its own equipment.

3.2.4.16 ECI shall inform its end users to direct data problems to ECI, unless both voice and data services are impaired, in which event the end users should call BellSouth.

3.2.4.17 Once a Party has isolated a trouble to the other Party's portion of the loop, the Party isolating the trouble shall notify the end user that the trouble is on the other Party's portion of the Loop.

3.2.4.18 When BellSouth receives a voice trouble and isolates the trouble to the physical collocation arrangement belonging to owner of the collocation space, BellSouth will notify the owner of the collocation space. The owner of the collocation space will provide no more than two (2) verbal CFA pair changes to BellSouth in an attempt to resolve the voice trouble. In the event the CFA pair is changed, the owner of the collocation space will provide BellSouth an LSR with the new CFA pair information within 24 hours. If the owner of the collocation space fails to resolve the trouble by providing BellSouth with the verbal CFA pair changes, BellSouth may discontinue the owner of the collocation space access to the High Frequency Spectrum on such loop.

3.2.4.19 If ECI is not the data provider, ECI shall indemnify, defend and hold harmless BellSouth from and against any claims, losses, actions, causes of action, suits, demands, damages, injury, and costs including reasonable attorney fees which arise out of actions related to the data provider.

3.2.5 Remote Site High Frequency Spectrum

3.2.6 Remote Site Line Sharing is being developed by the Line Sharing Collaborative, as described on the BellSouth website at www.interconnection.BellSouth.com. Processes, rates, terms, or conditions for ordering or provisioning of this product have not been finalized. BellSouth and ECI shall work within the Line Sharing Collaborative to develop the processes, terms, and conditions required to implement Remote Site Line Sharing. Upon finalization of the appropriate and required processes, rates, terms, and conditions, the Parties shall amend the Agreement to incorporate those processes, rates, terms, and conditions.

4 Local Switching

- 4.1 BellSouth shall provide non-discriminatory access to local circuit switching capability and local tandem switching capability on an unbundled basis, except as set forth in the Sections below to ECI for the provision of a telecommunications service. BellSouth shall provide non-discriminatory access to packet switching capability on an unbundled basis to ECI for the provision of a telecommunications service only in the limited circumstance described below in Section 4.5.
- 4.2 **Local Circuit Switching Capability, including Tandem Switching Capability**
- 4.2.1 Local circuit switching capability is defined as: (A) line-side facilities, which include, but are not limited to, the connection between a loop termination at a main distribution frame and a switch line card; (B) trunk-side facilities, which include, but are not limited to, the connection between trunk termination at a trunk-side cross-connect panel and a switch trunk card; (C) switching provided by remote switching modules; and (D) all features, functions, and capabilities of the switch, which include, but are not limited to: (1) the basic switching function of connecting lines to lines, line to trunks, trunks to lines, and trunks to trunks, as well as the same basic capabilities made available to BellSouth's customers, such as a telephone number, white page listings, and dial tone; and (2) all other features that the switch is capable of providing, including but not limited to customer calling, customer local area signaling service features, and Centrex, as well as any technically feasible customized routing functions provided by the switch. Any features that are not currently available but are technically feasible through the switch can be requested through the BFR/NBR process.
- 4.2.2 Notwithstanding BellSouth's general duty to unbundle local circuit switching, BellSouth shall not be required to unbundle local circuit switching for ECI when ECI serves an end-user with four (4) or more voice-grade (DS-0) equivalents or lines served by BellSouth in one of the following MSAs: Atlanta, GA; Miami, FL; Orlando, FL; Ft. Lauderdale, FL; Charlotte-Gastonia-Rock Hill, NC; Greensboro-Winston Salem-High Point, NC; Nashville, TN; and New Orleans, LA, and BellSouth has provided non-discriminatory cost based access to the Enhanced Extended Link (EEL) throughout Density Zone 1 as determined by NECA Tariff No. 4 as in effect on January 1, 1999.
- 4.2.3 In the event that ECI orders local circuit switching for an end user with four (4) or more DS0 equivalent lines within Density Zone 1 in an MSA listed above, BellSouth shall charge ECI the market based rates in Exhibit B for use of the local circuit switching functionality for the affected facilities.
- 4.2.4 Unbundled Local Switching consists of three separate unbundled elements: Unbundled Ports, End Office Switching Functionality, and End Office Interoffice Trunk Ports.
- 4.2.5 Unbundled Local Switching combined with Common Transport and, if necessary, Tandem Switching provides to ECI's end user local calling and the ability to

presubscribe to a primary carrier for intraLATA and/or to presubscribe to a primary carrier for interLATA toll service.

- 4.2.6 Provided that ECI purchases unbundled local switching from BellSouth and uses the BellSouth CIC for its end users' LPIC or if a BellSouth local end user selects BellSouth as its LPIC, then the Parties will consider as local any calls originated by an ECI local end user, or originated by a BellSouth local end user and terminated to an ECI local end user, where such calls originate and terminate in the same LATA, except for those calls originated and terminated through switched access arrangements (i.e., calls that are transported by a party other than BellSouth). For such calls, BellSouth will charge ECI the UNE elements for the BellSouth facilities utilized. Neither Party shall bill the other originating or terminating switched access charges for such calls. Intercarrier compensation for local calls between BellSouth and ECI shall be as described in BellSouth's UNE Local Call Flows set forth on BellSouth's web site.
- 4.2.7 BellSouth shall assess ECI retroactive charges for UNE transport and switching associated with using the BellSouth LPIC if ECI has been able to previously select BellSouth as the end user LPIC prior to the option allowing the selection of a BellSouth provided LATA-wide local calling area being offered.
- 4.2.8 Where ECI purchases unbundled local switching from BellSouth but does not use the BellSouth CIC for its end users' LPIC, BellSouth will consider as local those direct dialed telephone calls that originate from an ECI end user and terminate within the basic local calling area or within the extended local calling areas and that are dialed using 7 or 10 digits as defined and specified in Section A3 of BellSouth's General Subscriber Services Tariffs. For such local calls, BellSouth will charge ECI the UNE elements for the BellSouth facilities utilized. Intercarrier compensation for local calls between BellSouth and ECI shall be as described in BellSouth's UNE Local Call Flows set forth on BellSouth's web site.
- 4.2.9 For any calls that originate and terminate through switched access arrangements (i.e., calls that are transported by a party other than BellSouth), BellSouth shall bill ECI the UNE elements for the BellSouth facilities utilized. Each Party may bill the toll provider originating or terminating switched access charges, as appropriate.
- 4.2.10 Reverse billed toll calls, such as intraLATA 800 calls, calling card calls and third party billed calls, where BellSouth is the carrier shall also be considered as local calls and ECI shall not bill BellSouth originating or terminating switched access for such calls.
- 4.2.11 **Unbundled Port Features**
- 4.2.11.1 Charges for Unbundled Port are as set forth in Exhibit B, and as specified in such exhibit, may or may not include individual features.

- 4.2.11.2 Where applicable and available, non-switch-based services may be ordered with the Unbundled Port at BellSouth's retail rates.
- 4.2.11.3 Any features that are not currently available but are technically feasible through the switch can be requested through the BFR/NBR process.
- 4.2.11.4 BellSouth will provide to ECI selective routing of calls to a requested Operator System platform pursuant to Section 10 of Attachment 2. Any other routing requests by ECI will be made pursuant to the BFR/NBR Process as set forth in Attachment 12.
- 4.2.12 **Provision for Local Switching**
 - 4.2.12.1 BellSouth shall perform routine testing (e.g., Mechanized Loop Tests (MLT) and test calls such as 105, 107 and 108 type calls) and fault isolation on a mutually agreed upon schedule.
 - 4.2.12.2 BellSouth shall control congestion points such as those caused by radio station call-ins, and network routing abnormalities. All traffic shall be restricted in a non-discriminatory manner.
 - 4.2.12.3 BellSouth shall perform manual call trace and permit customer originated call trace. BellSouth shall provide Switching Service Point (SSP) capabilities and signaling software to interconnect the signaling links destined to the Signaling Transfer Point Switch (STPS). These capabilities shall adhere to the technical specifications set forth in the applicable industry standard technical references.
 - 4.2.12.4 BellSouth shall provide interfaces to adjuncts through Telcordia standard interfaces. These adjuncts can include, but are not limited to, the Service Circuit Node and Automatic Call Distributors. BellSouth shall offer to ECI all AIN triggers in connection with its SMS/SCE offering.
 - 4.2.12.5 BellSouth shall provide access to SS7 Signaling Network or Multi-Frequency trunking if requested by ECI.
- 4.2.13 **Local Switching Interfaces.**
 - 4.2.13.1 ECI shall order ports and associated interfaces compatible with the services it wishes to provide, as listed in Exhibit B. BellSouth shall provide the following local switching interfaces:
 - 4.2.13.1.1 Standard Tip/Ring interface including loopstart or groundstart, on-hook signaling (e.g., for calling number, calling name and message waiting lamp);
 - 4.2.13.1.2 Coin phone signaling;

- 4.2.13.1.3 Basic Rate Interface ISDN adhering to appropriate Telcordia Technical Requirements;
- 4.2.13.1.4 Two-wire analog interface to PBX;
- 4.2.13.1.5 Four-wire analog interface to PBX;
- 4.2.13.1.6 Four-wire DS1 interface to PBX or customer provided equipment (e.g. computers and voice response systems);
- 4.2.13.1.7 Primary Rate ISDN to PBX adhering to ANSI standards Q.931, Q.932 and appropriate Telcordia Technical Requirements;
- 4.2.13.1.8 Switched Fractional DS1 with capabilities to configure Nx64 channels (where N = 1 to 24); and
- 4.2.13.1.9 Loops adhering to Telcordia TR-NWT-08 and TR-NWT-303 specifications to interconnect Digital Loop Carriers.

4.3 **Tandem Switching**

- 4.3.1 The Tandem Switching capability Network Element is defined as: (i) trunk-connect facilities, which include, but are not limited to, the connection between trunk termination at a cross connect panel and switch trunk card; (ii) the basic switch trunk function of connecting trunks to trunks; and (iii) the functions that are centralized in the Tandem Switches (as distinguished from separate end office switches), including but not limited to call recording, the routing of calls to operator services and signaling conversion features.

4.3.2 **Technical Requirements**

- 4.3.2.1 Tandem Switching shall have the same capabilities or equivalent capabilities as those described in Telcordia TR-TSY-000540 Issue 2R2, Tandem Supplement, 6/1/90. The requirements for Tandem Switching include, but are not limited to the following:
 - 4.3.2.1.1 Tandem Switching shall provide signaling to establish a tandem connection;
 - 4.3.2.1.2 Tandem Switching will provide screening as jointly agreed to by ECI and BellSouth;
 - 4.3.2.1.3 Tandem Switching shall provide Advanced Intelligent Network triggers supporting AIN features where such routing is not available from the originating end office switch, to the extent such Tandem switch has such capability;
 - 4.3.2.1.4 Tandem Switching shall provide access to Toll Free number database;

- 4.3.2.1.5 Tandem Switching shall provide connectivity to PSAPs where 911 solutions are deployed and the tandem is used for 911; and
- 4.3.2.1.6 Where appropriate, Tandem Switching shall provide connectivity for the purpose of routing transit traffic to and from other carriers.
- 4.3.2.2 BellSouth may perform testing and fault isolation on the underlying switch that is providing Tandem Switching. Such testing shall be testing routinely performed by BellSouth. The results and reports of the testing shall be made available to ECI.
- 4.3.2.3 BellSouth shall control congestion points and network abnormalities. All traffic will be restricted in a non-discriminatory manner.
- 4.3.2.4 Tandem Switching shall process originating toll-free traffic received from ECI's local switch.
- 4.3.2.5 In support of AIN triggers and features, Tandem Switching shall provide SSP capabilities when these capabilities are not available from the Local Switching Network Element, to the extent such Tandem Switch has such capability.
- 4.3.3 Upon ECI's purchase of overflow trunk groups, Tandem Switching shall provide an alternate routing pattern for ECI's traffic overflowing from direct end office high usage trunk groups.
- 4.4 **AIN Selective Carrier Routing for Operator Services, Directory Assistance and Repair Centers**
- 4.4.1 BellSouth will provide AIN Selective Carrier Routing at the request of ECI. AIN Selective Carrier Routing will provide ECI with the capability of routing operator calls, 0+ and 0- and 0+ NPA (LNPA) 555-1212 directory assistance, 1+411 directory assistance and 611 repair center calls to pre-selected destinations.
- 4.4.2 ECI shall order AIN Selective Carrier Routing through its Account Team. AIN Selective Carrier Routing must first be established regionally and then on a per central office, per state basis.
- 4.4.3 AIN Selective Carrier Routing is not available in DMS 10 switches.
- 4.4.4 Where AIN Selective Carrier Routing is utilized by ECI, the routing of ECI's end user calls shall be pursuant to information provided by ECI and stored in BellSouth's AIN Selective Carrier Routing Service Control Point database. AIN Selective Carrier Routing shall utilize a set of Line Class Codes (LCCs) unique to a basic class of service assigned on an 'as needed' basis. The same LCCs will be assigned in each central office where AIN Selective Carrier Routing is established.
- 4.4.5 Upon ordering of AIN Selective Carrier Routing Regional Service, ECI shall remit to BellSouth the Regional Service Order non-recurring charges set forth in Exhibit

B of this Attachment. There shall be a non-recurring End Office Establishment Charge per office due at the addition of each central office where AIN Selective Carrier Routing will be utilized. Said non-recurring charge shall be as set forth in Exhibit B of this Attachment. For each ECI end user activated, there shall be a non-recurring End User Establishment charge as set forth in Exhibit B of this Attachment. ECI shall pay the AIN Selective Carrier Routing Per Query Charge set forth in Exhibit B of this Attachment.

- 4.4.6 This Regional Service Order non-recurring charge will be non-refundable and will be paid with 1/2 due up-front with the submission of all fully completed required forms, including: Regional Selective Carrier Routing (SCR) Order Request-Form A, Central Office AIN Selective Carrier Routing (SCR) Order Request - Form B, AIN_SCR Central Office Identification Form - Form C, AIN_SCR Routing Options Selection Form - Form D, and Routing Combinations Table - Form E. BellSouth has 30 days to respond to ECI's fully completed firm order as a Regional Service Order. With the delivery of this firm order response to ECI, BellSouth considers that the delivery schedule of this service commences. The remaining 1/2 of the Regional Service Order payment must be paid when at least 90% of the Central Offices listed on the original order have been turned up for the service.
- 4.4.7 The non-recurring End Office Establishment Charge will be billed to ECI following BellSouth's normal monthly billing cycle for this type of order.
- 4.4.8 End-User Establishment Orders will not be turned-up until the second payment is received for the Regional Service Order. The non-recurring End-User Establishment Charges will be billed to ECI following BellSouth's normal monthly billing cycle for this type of order.
- 4.4.9 Additionally, the AIN Selective Carrier Routing Per Query Charge will be billed to ECI following the normal billing cycle for per query charges.
- 4.4.10 All other network components needed, for example, unbundled switching and unbundled local transport, etc, will be billed per contracted rates.

4.5 **Packet Switching Capability**

- 4.5.1 The packet switching capability network element is defined as the function of routing or forwarding packets, frames, cells or other data units based on address or other routing information contained in the packets, frames, cells or other data units.
- 4.5.2 BellSouth shall be required to provide non-discriminatory access to unbundled packet switching capability only where each of the following conditions are satisfied:

- 4.5.2.1 BellSouth has deployed digital loop carrier systems, including but not limited to, integrated digital loop carrier or universal digital loop carrier systems; or has deployed any other system in which fiber optic facilities replace copper facilities in the distribution section (e.g., end office to remote terminal, pedestal or environmentally controlled vault);
- 4.5.2.2 There are no spare copper loops capable of supporting the xDSL services ECI seeks to offer;
- 4.5.2.3 BellSouth has not permitted ECI to deploy a DSLAM at the remote terminal, pedestal or environmentally controlled vault or other interconnection point, nor has ECI obtained a virtual collocation arrangement at these sub-loop interconnection points as defined by 47 CFR § 51.319 (b); and
- 4.5.2.4 BellSouth has deployed packet switching capability for its own use.
- 4.5.3 If there is a dispute as to whether BellSouth must provide Packet Switching, such dispute will be resolved according to the dispute resolution process set forth in Section 12 of the General Terms and Conditions of this Agreement, incorporated herein by this reference.

4.6 **Interoffice Transmission Facilities**

- 4.6.1 BellSouth shall provide nondiscriminatory access, in accordance with FCC Rule 51.311 and Section 251(c)(3) of the Act, to interoffice transmission facilities on an unbundled basis to ECI for the provision of a telecommunications service.

5 **Unbundled Network Element Combinations**

- 5.1 Unbundled Network Element Combinations shall include: 1) Enhanced Extended Links (EELs); 2) Other Non-Switched Transport Combinations; 3) UNE Loop/Special Access Combinations; and 4) UNE Loop/Port Combinations.
- 5.2 For purposes of this Section, references to “Currently Combined” network elements shall mean that such network elements are in fact already combined by BellSouth in the BellSouth network to provide service to a particular end user at a particular location.

5.3 **Enhanced Extended Links (EELs)**

- 5.3.1 Where facilities permit and where necessary to comply with an effective FCC and/or State Commission order, or as otherwise mutually agreed by the Parties, BellSouth shall offer access to loop and transport combinations, also known as the Enhanced Extended Link (“EEL”) as defined in Section 5.3.2 below.
- 5.3.2 Subject to Section 5.3.4 below, BellSouth will provide access to the EEL in the combinations set forth in Section 5.3.5 following. ECI shall provide to BellSouth

a letter certifying that ECI is providing a significant amount of local exchange service (as described in Sections 5.3.7.2, 5.3.7.3, 5.3.7.4, or 5.3.7.5) over such combinations. This offering is intended to provide connectivity from an end user's location through that end user's SWC to ECI's POP serving wire center. The circuit must be connected to ECI's switch for the purpose of provisioning telephone exchange service to ECI's end-user customers. The EEL will be connected to ECI's facilities in ECI's collocation space at the POP SWC, or ECI may purchase BellSouth's access facilities between ECI's POP and ECI's collocation space at the POP SWC.

- 5.3.3 When ordering EEL combinations, ECI shall provide to BellSouth a letter certifying that ECI will provide a significant amount of local exchange service over the requested combination, as described in Section 5.3.6 below, and shall indicate under what local usage option ECI seeks to qualify. ECI shall be deemed to be providing a significant amount of local exchange service if one of the three (3) options set forth in Sections 5.3.7.2 through 5.3.7.4 is met. BellSouth shall have the right to audit ECI's records to verify that ECI is meeting the applicable local usage requirements. Such audit shall comply with the terms of Section 5.3.7.6 of this Attachment.
- 5.3.4 BellSouth shall provide EEL combinations to ECI in Georgia, Kentucky, Louisiana, Mississippi, South Carolina and Tennessee regardless of whether or not such EELs are Currently Combined. In all other states, BellSouth shall make available to ECI those EEL combinations described in Section 5.3.5 below only to the extent such combinations are Currently Combined. Furthermore, BellSouth will make available new EEL combinations to ECI in density Zone 1, as defined in 47 CFR 69.123 as of January 1, 1999, in the Atlanta, GA; Miami, FL; Orlando, FL; Ft. Lauderdale, FL; Charlotte-Gastonia-Rock Hill, NC; Greensboro-Winston Salem-High Point, NC; Nashville, TN; and New Orleans, LA, MSAs. Except as stated above, EELs will be provided to ECI only to the extent such network elements are Currently Combined.
- 5.3.5 **EEL Combinations**
- 5.3.5.1 DS1 Interoffice Channel + DS1 Channelization + 2-wire VG Local Loop
- 5.3.5.2 DS1 Interoffice Channel + DS1 Channelization + 4-wire VG Local Loop
- 5.3.5.3 DS1 Interoffice Channel + DS1 Channelization + 2-wire ISDN Local Loop
- 5.3.5.4 DS1 Interoffice Channel + DS1 Channelization + 4-wire 56 kbps Local Loop
- 5.3.5.5 DS1 Interoffice Channel + DS1 Channelization + 4-wire 64 kbps Local Loop
- 5.3.5.6 DS1 Interoffice Channel + DS1 Local Loop
- 5.3.5.7 DS3 Interoffice Channel + DS3 Local Loop

- 5.3.5.8 STS-1 Interoffice Channel + STS-1 Local Loop
- 5.3.5.9 DS3 Interoffice Channel + DS3 Channelization + DS1 Local Loop
- 5.3.5.10 STS-1 Interoffice Channel + DS3 Channelization + DS1 Local Loop
- 5.3.5.11 2-wire VG Interoffice Channel + 2-wire VG Local Loop
- 5.3.5.12 4wire VG Interoffice Channel + 4-wire VG Local Loop
- 5.3.5.13 4-wire 56 kbps Interoffice Channel + 4-wire 56 kbps Local Loop
- 5.3.5.14 4-wire 64 kbps Interoffice Channel + 4-wire 64 kbps Local Loop
- 5.3.6 To order EELs ECI must meet the requirements in Section 5.3.7.2 or 5.3.7.3.
- 5.3.7 **Special Access Service Conversions**
 - 5.3.7.1 ECI may not convert special access services to combinations of loop and transport network elements, whether or not ECI self-provides its entrance facilities (or obtains entrance facilities from a third party), unless ECI uses the combination to provide a significant amount of local exchange service, in addition to exchange access service, to a particular customer. To the extent ECI requests to convert any special access services to combinations of loop and transport network elements at UNE prices, ECI shall provide to BellSouth a letter certifying that ECI is providing a significant amount of local exchange service (as described in this Section) over such combinations. The certification letter shall also indicate under what local usage option ECI seeks to qualify for conversion of special access circuits. ECI shall be deemed to be providing a significant amount of local exchange service over such combinations if one of the following options is met:
 - 5.3.7.2 ECI certifies that it is the exclusive provider of an end user's local exchange service. The loop-transport combinations must terminate at ECI's collocation arrangement in at least one BellSouth central office. This option does not allow loop-transport combinations to be connected to BellSouth's tariffed services. Under this option, ECI is the end user's only local service provider, and thus, is providing more than a significant amount of local exchange service. ECI can then use the loop-transport combinations that serve the end user to carry any type of traffic, including using them to carry 100 percent interstate access traffic; or
 - 5.3.7.3 ECI certifies that it provides local exchange and exchange access service to the end user customer's premises and handles at least one third of the end user customer's local traffic measured as a percent of total end user customer local dialtone lines; and for DS1 circuits and above, at least 50 percent of the activated channels on the loop portion of the loop-transport combination have at least 5 percent local voice traffic individually, and the entire loop facility has at least 10 percent local voice traffic. When a loop-transport combination includes

multiplexing, each of the individual DS1 circuits must meet these criteria. The loop-transport combination must terminate at ECI's collocation arrangement in at least one BellSouth central office. This option does not allow loop-transport combinations to be connected to BellSouth tariffed services; or

- 5.3.7.4 ECI certifies that at least 50 percent of the activated channels on a circuit are used to provide originating and terminating local dialtone service and at least 50 percent of the traffic on each of these local dialtone channels is local voice traffic, and that the entire loop facility has at least 33 percent local voice traffic. When a loop-transport combination includes multiplexing, each of the individual DS1 circuits must meet these criteria. This option does not allow loop-transport combinations to be connected to BellSouth's tariffed services. Under this option, collocation is not required. ECI does not need to provide a defined portion of the end user's local service, but the active channels on any loop-transport combination, and the entire facility, must carry the amount of local exchange traffic specified in this option.
- 5.3.7.5 In addition, there may be extraordinary circumstances where ECI is providing a significant amount of local exchange service, but does not qualify under any of the three options set forth in Section 5.3.7. In such case, ECI may petition the FCC for a waiver of the local usage options set forth in the June 2, 2000 Order. If a waiver is granted, then upon ECI's request the Parties shall amend this Agreement to the extent necessary to incorporate the terms of such waiver for such extraordinary circumstance.
- 5.3.7.6 BellSouth may at its sole discretion audit ECI records in order to verify the type of traffic being transmitted over combinations of loop and transport network elements. The audit shall be conducted by a third party independent auditor, and ECI shall be given thirty days written notice of scheduled audit. Such audit shall occur no more than one time in a calendar year, unless results of an audit find noncompliance with the significant amount of local exchange service requirement. In the event of noncompliance, ECI shall reimburse BellSouth for the cost of the audit. If, based on its audits, BellSouth concludes that ECI is not providing a significant amount of local exchange traffic over the combinations of loop and transport network elements, BellSouth may file a complaint with the appropriate Commission, pursuant to the dispute resolution process as set forth in the Interconnection Agreement. In the event that BellSouth prevails, BellSouth may convert such combinations of loop and transport network elements to special access services and may seek appropriate retroactive reimbursement from ECI.
- 5.3.7.7 ECI may convert special access circuits to combinations of loop and transport UNEs pursuant to the terms of this Section and subject to the termination provisions in the applicable special access tariffs, if any.

5.3.8 **Rates**

- 5.3.8.1 Georgia, Kentucky, Louisiana, Mississippi, South Carolina and Tennessee
 - 5.3.8.1.1 The non-recurring and recurring rates for the EEL Combinations of network elements set forth in 5.3.4, whether Currently Combined or new, are as set forth in Exhibit B of this Attachment.
 - 5.3.8.1.2 For combinations of loop and transport network elements not set forth in Section 5.3.5, where the elements are not Currently Combined but are ordinarily combined in BellSouth's network, the non-recurring and recurring charges for such UNE combinations shall be the sum of the stand-alone non-recurring and recurring charges of the network elements which make up the combination.
 - 5.3.8.1.3 To the extent that ECI seeks to obtain other combinations of network elements that BellSouth ordinarily combines in its network which have not been specifically priced by the Commission when purchased in combined form, ECI, at its option, can request that such rates be determined pursuant to the BFR/NBR process set forth in this Agreement.
- 5.3.8.2 All Other States
 - 5.3.8.2.1 Subject to the preceding sections, for all other states, the non-recurring and recurring rates for the Currently Combined EEL combinations set forth in Section 5.3.5 and other Currently Combined network elements will be the sum of the recurring rates for the individual network elements plus a non recurring charge set forth in Exhibit B of this Attachment.
- 5.3.9 **Multiplexing**
 - 5.3.9.1 Where multiplexing functionality is required in connection with loop and transport combinations, such multiplexing will be provided at the rates and on the terms set forth in this Agreement.
- 5.4 **Other Non-Switched Combinations**
 - 5.4.1 In the states of Georgia, Kentucky, Louisiana, Mississippi, South Carolina and Tennessee, BellSouth shall make available to ECI, in accordance with Section 5.4.2.1 below: (1) combinations of network elements other than EELs that are Currently Combined; and (2) combinations of network elements other than EELs that are not Currently Combined but that BellSouth ordinarily combines in its network. In all other states, BellSouth shall make available to ECI, in accordance with Section 5.4.2.2 below, combinations of network elements other than EELs only to the extent such combinations are Currently Combined.
 - 5.4.2 Rates
 - 5.4.2.1 Georgia, Kentucky, Louisiana, Mississippi, South Carolina and Tennessee

- 5.4.2.1.1 The non-recurring and recurring rates for Other Network Element combinations, whether Currently Combined or new, are as set forth in Exhibit B of this Attachment.
- 5.4.2.1.2 For Other Network Element combinations where the elements are not Currently Combined but are ordinarily combined in BellSouth's network, the non-recurring and recurring charges for such UNE combinations shall be the sum of the stand-alone non-recurring and recurring charges of the network elements that make up the combination.
- 5.4.2.1.3 To the extent that ECI seeks to obtain other combinations of network elements that BellSouth ordinarily combines in its network which have not been specifically priced by the Commission when purchased in combined form, ECI, at its option, can request that such rates be determined pursuant to the BFR/NBR process set forth in this Agreement.
- 5.4.2.2 All Other States
 - 5.4.2.2.1 For all other states, the non-recurring and recurring rates for the Other Network Element Combinations that are Currently Combined will be the sum of the recurring rates for the individual network elements plus a non-recurring charge set forth in Exhibit B of this Attachment.
- 5.5 **UNE Loop/Special Access Combinations**
 - 5.5.1 BellSouth shall make available to ECI a new combination of an unbundled loop and tariffed special access interoffice facilities. To the extent ECI will require multiplexing functionality in connection with such combination, BellSouth will provide access to multiplexing within the central office pursuant to the terms, conditions and rates set forth in its Access Services Tariffs. The tariffed special access interoffice facilities and any associated tariffed services, including but not limited to multiplexing, shall not be eligible for conversion to UNEs as described in Section 5.3.7.
 - 5.5.2 Rates
 - 5.5.2.1 The non-recurring and recurring rates for UNE/Special Access Combinations will be the sum of the unbundled loop rates as set forth in Exhibit B and the interoffice transport rates and multiplexing rates as set forth in the Access Services Tariff.
- 5.6 **UNE Port/Loop Combinations**
 - 5.6.1 Combinations of port and loop unbundled network elements along with switching and transport unbundled network elements provide local exchange service for the origination or termination of calls. Port/ loop combinations support the same local calling and feature requirements as described in the Unbundled Local Switching or Port section of this Attachment 2 and the ability to presubscribe to a primary

carrier for intraLATA and/or to presubscribe to a primary carrier for interLATA toll service.

- 5.6.2 BellSouth shall make available UNE port/loop combinations, regardless of whether such combinations are Currently Combined, so long as such combinations are ordinarily combined in BellSouth's network.
- 5.6.2.1 Except as set forth in section 5.6.3 below, in Georgia, Kentucky, Louisiana, Mississippi, South Carolina and Tennessee, BellSouth shall provide UNE port/loop combinations that are ordinarily combined in BellSouth's network, regardless of whether such combinations are Currently Combined at the cost-based rates in Exhibit B.
- 5.6.2.2 In Alabama, Florida, and North Carolina, BellSouth shall provide UNE port/loop combinations that are not Currently Combined but that are ordinarily combined in BellSouth's network at the market rates in Exhibit B.
- 5.6.2.3 In Alabama, Florida, and North Carolina, BellSouth shall provide UNE port/loop combinations that are Currently Combined at the cost-based rates in Exhibit B.
- 5.6.3 BellSouth is not required to provide combinations of port and loop network elements on an unbundled basis in locations where, pursuant to FCC rules, BellSouth is not required to provide circuit switching as an unbundled network element.
- 5.6.3.1 BellSouth shall not be required to provide local circuit switching as an unbundled network element in density Zone 1, as defined in 47 CFR 69.123 as of January 1, 1999 of the Atlanta, GA; Miami, FL; Orlando, FL; Ft. Lauderdale, FL; Charlotte-Gastonia-Rock Hill, NC; Greensboro-Winston Salem-High Point, NC; Nashville, TN; and New Orleans, LA, MSAs to ECI if ECI's customer has 4 or more DS0 equivalent lines.
- 5.6.3.2 Notwithstanding the foregoing, BellSouth shall provide combinations of port and loop network elements on an unbundled basis where, pursuant to FCC rules, BellSouth is not required to provide local circuit switching as an unbundled network element and shall do so at the market rates in Exhibit B.
- 5.6.4 Combination Offerings
 - 5.6.4.1 2-wire voice grade port, voice grade loop, unbundled end office switching, unbundled end office trunk port, common transport per mile per MOU, common transport facilities termination, tandem switching, and tandem trunk port.
 - 5.6.4.2 2-wire voice grade Coin port, voice grade loop, unbundled end office switching, unbundled end office trunk port, common transport per mile per MOU, common transport facilities termination, tandem switching, and tandem trunk port.

- 5.6.4.3 2-wire voice grade DID port, voice grade loop, unbundled end office switching, unbundled end office trunk port, common transport per mile per MOU, common transport facilities termination, tandem switching, and tandem trunk port.
- 5.6.4.4 2-wire CENTREX port, voice grade loop, CENTREX intercom functionality, unbundled end office switching, unbundled end office trunk port, common transport per mile per MOU, common transport facilities termination, tandem switching, and tandem trunk port.
- 5.6.4.5 2-wire ISDN Basic Rate Interface, voice grade loop, unbundled end office switching, unbundled end office trunk port, common transport per mile per MOU, common transport facilities termination, tandem switching, and tandem trunk port.
- 5.6.4.6 4-wire ISDN Primary Rate Interface, DS1 loop, unbundled end office switching, unbundled end office trunk port, common transport per mile per MOU, common transport facilities termination, tandem switching, and tandem trunk port.
- 5.6.4.7 4-wire DS1 Trunk port, DS1 Loop, unbundled end office switching, unbundled end office trunk port, common transport per mile per MOU, common transport facilities termination, tandem switching, and tandem trunk port.
- 5.6.4.8 4-wire DS1 Loop with normal serving wire center channelization interface, 2-wire voice grade ports (PBX), 2-wire DID ports, unbundled end office switching, unbundled end office trunk port, common transport per mile per MOU, common transport facilities termination, tandem switching, and tandem trunk port.

6 Transport, Channelization and Dark Fiber

6.1 Transport

- 6.1.1 Interoffice transmission facility network elements include:
 - 6.1.1.1 Dedicated transport, defined as BellSouth's transmission facilities, is dedicated to a particular customer or carrier that provides telecommunications between wire centers or switches owned by BellSouth, or between wire centers and switches owned by BellSouth and ECI.
 - 6.1.1.2 Dark Fiber transport, defined as BellSouth's optical transmission facilities without attached signal regeneration, multiplexing, aggregation or other electronics;
 - 6.1.1.3 Common (Shared) transport, defined as transmission facilities shared by more than one carrier, including BellSouth, between end office switches, between end office switches and tandem switches, and between tandem switches, in BellSouth's network. Where BellSouth Network Elements are connected by intraoffice wiring, such wiring is provided as part of the Network Element and is not Common (Shared) Transport.

- 6.1.2 BellSouth shall:
 - 6.1.2.1 Provide ECI exclusive use of interoffice transmission facilities dedicated to a particular customer or carrier, or shared use of the features, functions, and capabilities of interoffice transmission facilities shared by more than one customer or carrier;
 - 6.1.2.2 Provide all technically feasible transmission facilities, features, functions, and capabilities of the transport facility for the provision of telecommunications services;
 - 6.1.2.3 Permit, to the extent technically feasible, ECI to connect such interoffice facilities to equipment designated by ECI, including but not limited to, ECI's collocated facilities; and
 - 6.1.2.4 Permit, to the extent technically feasible, ECI to obtain the functionality provided by BellSouth's digital cross-connect systems.
- 6.1.3 Technical Requirements of Common (Shared) Transport
 - 6.1.3.1 Common (Shared) Transport provided on DS1 or VT1.5 circuits, shall, at a minimum, meet the performance, availability, jitter, and delay requirements specified for Central Office to Central Office ("CO to CO") connections in the applicable industry standards.
 - 6.1.3.2 Common (Shared) Transport provided on DS3 circuits, STS-1 circuits, and higher transmission bit rate circuits, shall, at a minimum, meet the performance, availability, jitter, and delay requirements specified for CO to CO connections in the applicable industry standards.
 - 6.1.3.3 BellSouth shall be responsible for the engineering, provisioning, and maintenance of the underlying equipment and facilities that are used to provide Common (Shared) Transport.
 - 6.1.3.4 At a minimum, Common (Shared) Transport shall meet all of the requirements set forth in the applicable industry standards.
- 6.2 **Dedicated Transport**
 - 6.2.1 Dedicated Transport is composed of the following Unbundled Network Elements:
 - 6.2.1.1 Unbundled Local Channel, defined as the dedicated transmission path between ECI's Point of Presence ("POP") and ECI's collocation space in the BellSouth Serving Wire Center for ECI's POP, and

- 6.2.1.2 Unbundled Interoffice Channel, defined as the dedicated transmission path that provides telecommunication between BellSouth's Serving Wire Centers' collocations.
- 6.2.1.3 BellSouth shall offer Dedicated Transport in each of the following ways:
 - 6.2.1.3.1 As capacity on a shared UNE facility.
 - 6.2.1.3.2 As a circuit (e.g., DS0, DS1, DS3) dedicated to ECI.
- 6.2.1.4 Dedicated Transport may be provided over facilities such as optical fiber, copper twisted pair, and coaxial cable, and shall include transmission equipment such as, line terminating equipment, amplifiers, and regenerators.
- 6.2.2 Technical Requirements
 - 6.2.2.1 The entire designated transmission service (e.g., DS0, DS1, DS3) shall be dedicated to ECI designated traffic.
 - 6.2.2.2 For DS1 or VT1.5 circuits, Dedicated Transport shall, at a minimum, meet the performance, availability, jitter, and delay requirements specified for Customer Interface to Central Office ("CI to CO") connections in the applicable industry standards.
 - 6.2.2.3 For DS3 circuits, Dedicated Transport shall, at a minimum, meet the performance, availability, jitter, and delay requirements specified for CI to CO connections in the applicable industry standards.
 - 6.2.2.4 BellSouth shall offer the following interface transmission rates for Dedicated Transport:
 - 6.2.2.4.1 DS0 Equivalent;
 - 6.2.2.4.2 DS1;
 - 6.2.2.4.3 DS3; and
 - 6.2.2.4.4 SDH (Synchronous Digital Hierarchy) Standard interface rates in accordance with International Telecommunications Union (ITU) Recommendation G.707 and Plesiochronous Digital Hierarchy (PDH) rates per ITU Recommendation G.704.
 - 6.2.2.5 BellSouth shall design Dedicated Transport according to its network infrastructure. ECI shall specify the termination points for Dedicated Transport.
 - 6.2.2.6 At a minimum, Dedicated Transport shall meet each of the requirements set forth in the applicable industry technical references.
 - 6.2.2.7 BellSouth Technical References:

- 6.2.2.7.1 TR-TSY-000191 Alarm Indication Signals Requirements and Objectives, Issue 1, May 1986.
- 6.2.2.7.2 TR 73501 LightGate[®] Service Interface and Performance Specifications, Issue D, June 1995.
- 6.2.2.7.3 TR 73525 MegaLink[®] Service, MegaLink Channel Service and MegaLink Plus Service Interface and Performance Specifications, Issue C, May 1996.

6.3 **Unbundled Channelization (Multiplexing)**

- 6.3.1 Unbundled Channelization (UC) provides the multiplexing capability that will allow a DS1 (1.544 Mbps) or DS3 (44.736 Mbps) or STS-1 (51.84 Mbps) Unbundled Network Element (UNE) or collocation cross-connect to be multiplexed or channelized at a BellSouth central office. Channelization will be offered with both the high and low speed sides to be connected to collocation. Channelization can be accomplished through the use of a stand-alone multiplexer or a digital cross-connect system at the discretion of BellSouth. Once UC has been installed, ECI may request channel activation on an as-needed basis and BellSouth shall connect the requested facilities via Central Office Channel Interfaces (COCIs). The COCI must be compatible with the lower capacity facility and ordered with the lower capacity facility.
- 6.3.2 BellSouth shall make available the following channelization systems:
 - 6.3.2.1 DS3/STS-1 Channelization System: channelizes a DS3 signal into 28 DS1s.
 - 6.3.2.2 DS1 Channelization System: channelizes a DS1 signal into 24 DS0s.
- 6.3.3 BellSouth shall make available the following
 - 6.3.3.1 Central Office Channel Interfaces (COCI):
 - 6.3.3.2 DS1 COCI, which can be activated on a DS3 Channelization System.
 - 6.3.3.3 Voice Grade and Digital Data COCI, which can be activated on a DS1 Channelization System.
 - 6.3.3.4 Data COCI, which can be activated on a DS1 Channelization System.
 - 6.3.3.5 AMI and B8ZS line coding with either Super Frame (SF) and Extended Super Frame (ESF) framing formats will be supported as options.
- 6.3.4 Technical Requirements
 - 6.3.4.1 In order to assure proper operation with BellSouth provided central office multiplexing functionality, ECI's channelization equipment must adhere strictly to

form and protocol standards. ECI must also adhere to such applicable industry standards for the multiplex channel bank, for voice frequency encoding, for various signaling schemes, and for sub rate digital access.

6.3.4.2 DS0 to DS1 Channelization

- 6.3.4.2.1 The DS1 signal must be framed utilizing the framing structure defined in ANSI T1.107, Digital Hierarchy Formats Specifications and ANSI T1.403.02, DS1 Robbed-bit Signaling State Definitions.

6.3.4.3 DS1 to DS3 Channelization

- 6.3.4.3.1 The DS3 signal must be framed utilizing the framing structure define in ANSI T1.107, Digital Hierarchy Formats Specifications. The asynchronous M13 multiplex format (combination of M12 and M23 formats) is specified for terminal equipment that multiplexes 28 DS1s into a DS3.

6.3.4.4 DS1 to STS Channelization

- 6.3.4.4.1 The STS-1 signal must be framed utilizing the framing structure define in ANSI T1.105, Synchronous Optical Network (SONET) – Basic Description Including Multiplex Structure, Rates and Formats and T1.105.02, Synchronous Optical Network (SONET) – Payload Mappings.

6.4 **Dark Fiber Transport**

- 6.4.1 Dark Fiber Transport is an unused optical transmission facility without attached signal regeneration, multiplexing, aggregation or other electronics that connects two points within BellSouth's network. It may be strands of optical fiber existing in aerial or underground structure. BellSouth will not provide line terminating elements, regeneration or other electronics necessary for ECI to utilize Dark Fiber Transport.

- 6.4.2 Dark Fiber Transport rates are differentiated between Local Channel, Interoffice Channel and Local Loop.

6.4.3 Requirements

- 6.4.3.1 BellSouth shall make available Dark Fiber Transport where it exists in BellSouth's network and where, as a result of future building or deployment, it becomes available. Dark Fiber Transport will not be deemed available if (1) it is used by BellSouth for maintenance and repair purposes, (2) it is designated for use pursuant to a firm order placed by another customer, (3) it is restricted for use by all carriers, including BellSouth, because of transmission problems or because it is scheduled for removal due to documented changes to roads and infrastructure, or (4) BellSouth has plans to use the fiber within a two-year planning period.

BellSouth is not required to place fibers for Dark Fiber Transport if there are none available.

- 6.4.3.2 If the requested Dark Fiber Transport has any lightwave repeater equipment interspliced to it, BellSouth will remove such equipment at ECI's request subject to time and materials charges.
- 6.4.3.3 ECI is solely responsible for testing the quality of the Dark Fiber Transport to determine its usability and performance specifications.
- 6.4.3.4 BellSouth shall use its best efforts to provide to ECI information regarding the location, availability and performance of Dark Fiber Transport within ten (10) business days after receiving a request from ECI. Within such time period, BellSouth shall send written confirmation of availability of the Dark Fiber Transport.
- 6.4.3.5 If the requested Dark Fiber Transport is available, BellSouth shall use its commercially reasonable efforts to provision the Dark Fiber Transport to ECI within twenty (20) business days after ECI submits a valid, error free LSR. Provisioning includes identification of appropriate connection points (e.g., Light Guide Interconnection (LGX)) to enable ECI to connect or splice ECI provided transmission media (e.g., optical fiber) or equipment to the Dark Fiber Transport.

7 BellSouth Switched Access ("SWA") 8XX Toll Free Dialing Ten Digit Screening Service

- 7.1 The BellSouth SWA 8XX Toll Free Dialing Ten Digit Screening Service database ("8XX SCP Database") is a Signaling control Point ("SCP") that contains customer record information and the functionality to provide call-handling instructions for 8XX calls. The 8XX SCP IN software stores data downloaded from the national SMS/8XX database and provides the routing instructions in response to queries from the Switching Service Point ("SSP") or tandem. The BellSouth SWA 8XX Toll Free Dialing Ten Digit Screening Service ("8XX TFD Service") utilizes the 8XX SCP Database to provide identification and routing of the 8XX calls, based on the ten digits dialed. At ECI's option, 8XX TFD Service is provided with or without POTS number delivery, dialing number delivery, and other optional complex features as selected by ECI.
- 7.2 The 8XX SCP Database is designated to receive and respond to queries using the ANSI Specification of Signaling System Seven (SS7) protocol.

8 Line Information Database (LIDB)

- 8.1 The Line Information Database (LIDB) is a transaction-oriented database accessible through Common Channel Signaling (CCS) networks. For access to LIDB, ECI must purchase appropriate signaling links pursuant to Section 9 of this Attachment. LIDB contains records associated with end user Line Numbers and

Special Billing Numbers. LIDB accepts queries from other Network Elements and provides appropriate responses. The query originator need not be the owner of LIDB data. LIDB queries include functions such as screening billed numbers that provides the ability to accept Collect or Third Number Billing calls and validation of Telephone Line Number based non-proprietary calling cards. The interface for the LIDB functionality is the interface between BellSouth's CCS network and other CCS networks. LIDB also interfaces to administrative systems.

8.2 Technical Requirements

- 8.2.1 BellSouth will offer to ECI any additional capabilities that are developed for LIDB during the life of this Agreement.
- 8.2.2 BellSouth shall process ECI's Customer records in LIDB at least at parity with BellSouth customer records, with respect to other LIDB functions. BellSouth shall indicate to ECI what additional functions (if any) are performed by LIDB in the BellSouth network.
- 8.2.3 Within two (2) weeks after a request by ECI, BellSouth shall provide ECI with a list of the customer data items, which ECI would have to provide in order to support each required LIDB function. The list shall indicate which data items are essential to LIDB function, and which are required only to support certain services. For each data item, the list shall show the data formats, the acceptable values of the data item and the meaning of those values.
- 8.2.4 BellSouth shall provide LIDB systems for which operating deficiencies that would result in calls being blocked shall not exceed 30 minutes per year.
- 8.2.5 BellSouth shall provide LIDB systems for which operating deficiencies that would not result in calls being blocked shall not exceed 12 hours per year.
- 8.2.6 BellSouth shall provide LIDB systems for which the LIDB function shall be in overload no more than 12 hours per year.
- 8.2.7 All additions, updates and deletions of ECI data to the LIDB shall be solely at the direction of ECI. Such direction from ECI will not be required where the addition, update or deletion is necessary to perform standard fraud control measures (e.g., calling card auto-deactivation).
- 8.2.8 BellSouth shall provide priority updates to LIDB for ECI data upon ECI's request (e.g., to support fraud detection), via password-protected telephone card, facsimile, or electronic mail within one hour of notice from the established BellSouth contact.
- 8.2.9 BellSouth shall provide LIDB systems such that no more than 0.01% of ECI customer records will be missing from LIDB, as measured by ECI audits. BellSouth will audit ECI records in LIDB against DBAS to identify record

mismatches and provide this data to a designated ECI contact person to resolve the status of the records and BellSouth will update system appropriately. BellSouth will refer record of mis-matches to ECI within one business day of audit. Once reconciled records are received back from ECI, BellSouth will update LIDB the same business day if less than 500 records are received before 1:00PM Central Time. If more than 500 records are received, BellSouth will contact ECI to negotiate a time frame for the updates, not to exceed three business days.

- 8.2.10 BellSouth shall perform backup and recovery of all of ECI's data in LIDB including sending to LIDB all changes made since the date of the most recent backup copy, in at least the same time frame BellSouth performs backup and recovery of BellSouth data in LIDB for itself. Currently, BellSouth performs backups of the LIDB for itself on a weekly basis and when a new software release is scheduled, a backup is performed prior to loading the new release.
- 8.2.11 BellSouth shall provide ECI with LIDB reports of data, which are missing or contain errors, as well as any misrouted errors, within a reasonable time period as negotiated between ECI and BellSouth.
- 8.2.12 BellSouth shall prevent any access to or use of ECI data in LIDB by BellSouth personnel that are outside of established administrative and fraud control personnel, or by any other Party that is not authorized by ECI in writing.
- 8.2.13 BellSouth shall provide ECI performance of the LIDB Data Screening function, which allows a LIDB to completely or partially deny specific query originators access to LIDB data owned by specific data owners, for Customer Data that is part of an NPA-NXX or RAO-0/1XX wholly or partially owned by ECI at least at parity with BellSouth Customer Data. BellSouth shall obtain from ECI the screening information associated with LIDB Data Screening of ECI data in accordance with this requirement. BellSouth currently does not have LIDB Data Screening capabilities. When such capability is available, BellSouth shall offer it to ECI under the BFR/NBR process as set forth in Attachment 12.
- 8.2.14 BellSouth shall accept queries to LIDB associated with ECI customer records, and shall return responses in accordance with industry standards.
- 8.2.15 BellSouth shall provide mean processing time at the LIDB within 0.50 seconds under normal conditions as defined in industry standards.
- 8.2.16 BellSouth shall provide processing time at the LIDB within 1 second for 99% of all messages under normal conditions as defined in industry standards.
- 8.3 Interface Requirements
 - 8.3.1 BellSouth shall offer LIDB in accordance with the requirements of this subsection.

- 8.3.2 The interface to LIDB shall be in accordance with the technical references contained within.
- 8.3.3 The CCS interface to LIDB shall be the standard interface described herein.
- 8.3.4 The LIDB Data Base interpretation of the ANSI-TCAP messages shall comply with the technical reference herein. Global Title Translation shall be maintained in the signaling network in order to support signaling network routing to the LIDB.
- 8.3.5 The application of the LIDB rates contained in Exhibit B to this Attachment will be based on a Percent CLEC LIDB Usage ("PCLU") factor. ECI shall provide BellSouth a PCLU. The PCLU will be applied to determine the percentage of total LIDB usage to be billed to the other Party at local rates. ECI shall update its PCLU on the first of January, April, July and October and shall send it to BellSouth to be received no later than thirty (30) calendar days after the first of each such month based on local usage for the past three months ending the last day of December, March, June and September, respectively. Requirements associated with PCLU calculation and reporting shall be as set forth in BellSouth's Jurisdictional Factors Reporting Guide, as it is amended from time to time.

9 Signaling

- 9.1 BellSouth shall offer access to signaling and access to BellSouth's signaling databases subject to compatibility testing and at the rates set forth in this Attachment. BellSouth may provide mediated access to BellSouth signaling systems and databases. Available signaling elements include signaling links, signal transfer points and service control points. Signaling functionality will be available with both A-link and B-link connectivity.

9.2 Signaling Link Transport

- 9.2.1 Signaling Link Transport is a set of two or four dedicated 56 kbps transmission paths between ECI-designated Signaling Points of Interconnection that provide appropriate physical diversity.
- 9.2.2 Technical Requirements
- 9.2.3 Signaling Link Transport shall consist of full duplex mode 56 kbps transmission paths and shall perform in the following two ways:
 - 9.2.3.1 As an "A-link" Signaling Link Transport is a connection between a switch or SCP and a home Signaling Transfer Point switch pair; and
 - 9.2.3.2 As a "B-link" Signaling Link Transport is a connection between two Signaling Transfer Point switch pairs in different company networks (e.g., between two Signaling Transfer Point switch pairs for two CLECs).

- 9.2.4 Signaling Link Transport shall consist of two or more signaling link layers as follows:
 - 9.2.4.1 An A-link layer shall consist of two links.
 - 9.2.4.2 A B-link layer shall consist of four links.
 - 9.2.4.3 A signaling link layer shall satisfy interoffice and intraoffice diversity of facilities and equipment, such that:
 - 9.2.4.4 No single failure of facilities or equipment causes the failure of both links in an A-link layer (i.e., the links should be provided on a minimum of two separate physical paths end-to-end); and
 - 9.2.4.5 No two concurrent failures of facilities or equipment shall cause the failure of all four links in a B-link layer (i.e., the links should be provided on a minimum of three separate physical paths end-to-end).
- 9.2.5 Interface Requirements
 - 9.2.5.1 There shall be a DS1 (1.544 Mbps) interface at ECI's designated SPOIs. Each 56 kbps transmission path shall appear as a DS0 channel within the DS1 interface.
- 9.3 **Signaling Transfer Points (STPs)**
 - 9.3.1 A Signaling Transfer Point is a signaling network function that includes all of the capabilities provided by the signaling transfer point switches (STPs) and their associated signaling links that enables the exchange of SS7 messages among and between switching elements, database elements and signaling transfer point switches.
 - 9.3.2 Technical Requirements
 - 9.3.2.1 Signaling Transfer Points shall provide access to BellSouth Local Switching or Tandem Switching and to BellSouth Service Control Points/Databases connected to BellSouth SS7 network. Signaling Transfer Points also provide access to third-party local or tandem switching and Third-party-provided Signaling Transfer Points.
 - 9.3.2.2 The connectivity provided by Signaling Transfer Points shall fully support the functions of all other Network Elements connected to the BellSouth SS7 network. This includes the use of the BellSouth SS7 network to convey messages that neither originate nor terminate at a signaling end point directly connected to the BellSouth SS7 network (i.e., transit messages). When the BellSouth SS7 network is used to convey transit messages, there shall be no alteration of the Integrated Services Digital Network User Part or Transaction Capabilities Application Part (TCAP) user data that constitutes the content of the message.

- 9.3.2.3 If a BellSouth tandem switch routes traffic, based on dialed or translated digits, on SS7 trunks between a ECI local switch and third party local switch, the BellSouth SS7 network shall convey the TCAP messages that are necessary to provide Call Management features (Automatic Callback, Automatic Recall, and Screening List Editing) between ECI local STPs and the STPs that provide connectivity with the third party local switch, even if the third party local switch is not directly connected to BellSouth STPs.
- 9.3.2.4 STPs shall provide all functions of the SCCP necessary for Class 0 (basic connectionless) service, as defined in Telcordia ANSI Interconnection Requirements. This includes Global Title Translation (GTT) and SCCP Management procedures, as specified in ANSI T1.112.4. Where the destination signaling point is a ECI or third party local or tandem switching system directly connected to BellSouth SS7 network, BellSouth shall perform final GTT of messages to the destination and SCCP Subsystem Management of the destination. In all other cases, BellSouth shall perform intermediate GTT of messages to a gateway pair of STPs in an SS7 network connected with BellSouth SS7 network, and shall not perform SCCP Subsystem Management of the destination. If BellSouth performs final GTT to a ECI database, then ECI agrees to provide BellSouth with the Destination Point Code for ECI database.
- 9.3.2.5 STPs shall provide all functions of the OMAP as specified in applicable industry standard technical references, which may include, where available in BellSouth's network, MTP Routing Verification Test (MRVT); and SCCP Routing Verification Test (SRVT).
- 9.3.2.6 Where the destination signaling point is a BellSouth local or tandem switching system or database, or is a ECI or third party local or tandem switching system directly connected to the BellSouth SS7 network, STPs shall perform MRVT and SRVT to the destination signaling point. In all other cases, STPs shall perform MRVT and SRVT to a gateway pair of STPs in an SS7 network connected with the BellSouth SS7 network. This requirement may be superseded by the specifications for Internetwork MRVT and SRVT when these become approved ANSI standards and available capabilities of BellSouth STPs.
- 9.4 **SS7 Advanced Intelligent Network (AIN) Access**
- 9.4.1 When technically feasible and upon request by ECI, SS7 AIN Access shall be made available in association with switching. SS7 AIN Access is the provisioning of AIN 0.1 triggers in an equipped BellSouth local switch and interconnection of the BellSouth SS7 network with ECI's SS7 network to exchange TCAP queries and responses with a ECI SCP.
- 9.4.2 SS7 AIN Access shall provide ECI SCP access to an equipped BellSouth local switch via interconnection of BellSouth's SS7 and ECI SS7 Networks. BellSouth shall offer SS7 AIN Access through its STPs. If BellSouth requires a mediation

device on any part of its network specific to this form of access, BellSouth must route its messages in the same manner. The interconnection arrangement shall result in the BellSouth local switch recognizing the ECI SCP as at least at parity with BellSouth's SCPs in terms of interfaces, performance and capabilities.

9.4.3 Interface Requirements

9.4.3.1 BellSouth shall provide the following STP options to connect ECI or ECI-designated local switching systems to the BellSouth SS7 network:

9.4.3.1.1 An A-link interface from ECI local switching systems; and,

9.4.3.1.2 A B-link interface from ECI local STPs.

9.4.3.2 Each type of interface shall be provided by one or more layers of signaling links.

9.4.3.3 The Signaling Point of Interconnection for each link shall be located at a cross-connect element in the Central Office (CO) where the BellSouth STP is located. There shall be a DS1 or higher rate transport interface at each of the SPOIs. Each signaling link shall appear as a DS0 channel within the DS1 or higher rate interface.

9.4.3.4 BellSouth shall provide intraoffice diversity between the Signaling Point of Interconnection and BellSouth STPs, so that no single failure of intraoffice facilities or equipment shall cause the failure of both B-links in a layer connecting to a BellSouth STP.

9.4.3.5 STPs shall provide all functions of the MTP as defined in the applicable industry standard technical references.

9.4.4 Message Screening

9.4.4.1 BellSouth shall set message screening parameters so as to accept valid messages from ECI local or tandem switching systems destined to any signaling point within BellSouth's SS7 network where the ECI switching system has a valid signaling relationship.

9.4.4.2 BellSouth shall set message screening parameters so as to pass valid messages from ECI local or tandem switching systems destined to any signaling point or network accessed through BellSouth's SS7 network where the ECI switching system has a valid signaling relationship.

9.4.4.3 BellSouth shall set message screening parameters so as to accept and pass/send valid messages destined to and from ECI from any signaling point or network interconnected through BellSouth's SS7 network where the ECI SCP has a valid signaling relationship.

9.5 **Service Control Points/Databases**

- 9.5.1 Call Related Databases provide the storage of, access to, and manipulation of information required to offer a particular service and/or capability. BellSouth shall provide access to the following Databases: Local Number Portability, LIDB, Toll Free Number Database, Automatic Location Identification/Data Management System, and Calling Name Database. BellSouth also provides access to Service Creation Environment and Service Management System (SCE/SMS) application databases and Directory Assistance.
- 9.5.2 A Service Control Point (SCP) is deployed in a SS7 network that executes service application logic in response to SS7 queries sent to it by a switching system also connected to the SS7 network. Service Management Systems provide operational interfaces to allow for provisioning, administration and maintenance of subscriber data and service application data stored in SCPs.
- 9.5.3 Technical Requirements for SCPs/Databases
- 9.5.3.1 BellSouth shall provide physical access to SCPs through the SS7 network and protocols with TCAP as the application layer protocol.
- 9.5.3.2 BellSouth shall provide physical interconnection to databases via industry standard interfaces and protocols (e.g. SS7, ISDN and X.25).
- 9.5.3.3 The reliability of interconnection options shall be consistent with requirements for diversity and survivability.

9.6 **Local Number Portability Database**

- 9.6.1 The Permanent Number Portability (PNP) database supplies routing numbers for calls involving numbers that have been ported from one local service provider to another. BellSouth agrees to provide access to the PNP database at rates, terms and conditions as set forth by BellSouth and in accordance with an effective FCC or Commission directive.

9.7 **SS7 Network Interconnection**

- 9.7.1 SS7 Network Interconnection is the interconnection of ECI local signaling transfer point switches or ECI local or tandem switching systems with BellSouth signaling transfer point switches. This interconnection provides connectivity that enables the exchange of SS7 messages among BellSouth switching systems and databases, ECI local or tandem switching systems, and other third-party switching systems directly connected to the BellSouth SS7 network.
- 9.7.2 The connectivity provided by SS7 Network Interconnection shall fully support the functions of BellSouth switching systems and databases and ECI or other third-party switching systems with A-link access to the BellSouth SS7 network.

- 9.7.3 If traffic is routed based on dialed or translated digits between a ECI local switching system and a BellSouth or other third-party local switching system, either directly or via a BellSouth tandem switching system, then it is a requirement that the BellSouth SS7 network convey via SS7 Network Interconnection the TCAP messages that are necessary to provide Call Management services (Automatic Callback, Automatic Recall, and Screening List Editing) between the ECI local signaling transfer point switches and BellSouth or other third-party local switch.
- 9.7.4 SS7 Network Interconnection shall provide:
 - 9.7.4.1 Signaling Data Link functions, as specified in ANSI T1.111.2;
 - 9.7.4.2 Signaling Link functions, as specified in ANSI T1.111.3; and
 - 9.7.4.3 Signaling Network Management functions, as specified in ANSI T1.111.4.
- 9.7.5 SS7 Network Interconnection shall provide all functions of the SCCP necessary for Class 0 (basic connectionless) service, as specified in ANSI T1.112. This includes Global Title Translation (GTT) and SCCP Management procedures, as specified in ANSI T1.112.4. Where the destination signaling point is a BellSouth switching system or DB, or is another third-party local or tandem switching system directly connected to the BellSouth SS7 network, SS7 Network Interconnection shall include final GTT of messages to the destination and SCCP Subsystem Management of the destination. Where the destination signaling point is a ECI local or tandem switching system, SS7 Network Interconnection shall include intermediate GTT of messages to a gateway pair of ECI local STPs, and shall not include SCCP Subsystem Management of the destination.
- 9.7.6 SS7 Network Interconnection shall provide all functions of the Integrated Services Digital Network User Part, as specified in ANSI T1.113.
- 9.7.7 SS7 Network Interconnection shall provide all functions of the TCAP, as specified in ANSI T1.114.
- 9.7.8 If Internetwork MRVT and SRVT become approved ANSI standards and available capabilities of BellSouth STPs, SS7 Network Interconnection may provide these functions of the OMAP.
- 9.7.9 Interface Requirements
 - 9.7.9.1 The following SS7 Network Interconnection interface options are available to connect ECI or ECI-designated local or tandem switching systems or signaling transfer point switches to the BellSouth SS7 network:
 - 9.7.9.1.1 A-link interface from ECI local or tandem switching systems; and

- 9.7.9.1.2 B-link interface from ECI STPs.
- 9.7.9.2 The Signaling Point of Interconnection for each link shall be located at a cross-connect element in the central office where the BellSouth STP is located. There shall be a DS1 or higher rate transport interface at each of the Signaling Points of interconnection. Each signaling link shall appear as a DS0 channel within the DS1 or higher rate interface.
- 9.7.9.3 BellSouth shall provide intraoffice diversity between the Signaling Points of Interconnection and the BellSouth STP, so that no single failure of intraoffice facilities or equipment shall cause the failure of both B-links in a layer connecting to a BellSouth STP.
- 9.7.9.4 The protocol interface requirements for SS7 Network Interconnection include the MTP, ISDNUP, SCCP, and TCAP. These protocol interfaces shall conform to the applicable industry standard technical references.
- 9.7.9.5 BellSouth shall set message screening parameters to accept messages from ECI local or tandem switching systems destined to any signaling point in the BellSouth SS7 network with which the ECI switching system has a valid signaling relationship.

10 Operator Service and Directory Assistance

- 10.1 Operator Service provides: (1) operator handling for call completion (for example, collect, third number billing, and manual calling-card calls), (2) operator or automated assistance for billing after the end user has dialed the called number (for example, calling card calls); and (3) special services including but not limited to Busy Line Verification and Emergency Line Interrupt (ELI), Emergency Agency Call, and Operator-assisted Directory Assistance.
- 10.2 Upon request for BellSouth Operator Services, BellSouth shall:
 - 10.2.1 Process 0+ and 0- dialed local calls.
 - 10.2.2 Process 0+ and 0- intraLATA toll calls.
 - 10.2.3 Process calls that are billed to ECI end user's calling card that can be validated by BellSouth.
 - 10.2.4 Process person-to-person calls.
 - 10.2.5 Process collect calls.
 - 10.2.6 Provide the capability for callers to bill to a third party and shall also process such calls.

- 10.2.7 Process station-to-station calls.
- 10.2.8 Process Busy Line Verify and Emergency Line Interrupt requests.
- 10.2.9 Process emergency call trace originated by Public Safety Answering Points.
- 10.2.10 Process operator-assisted directory assistance calls.
- 10.2.11 Adhere to equal access requirements, providing ECI local end users the same IXC access as provided to BellSouth end users.
- 10.2.12 Exercise at least the same level of fraud control in providing Operator Service to ECI that BellSouth provides for its own operator service.
- 10.2.13 Perform Billed Number Screening when handling Collect, Person-to-Person, and Billed-to-Third-Party calls.
- 10.2.14 Direct customer account and other similar inquiries to the customer service center designated by ECI.
- 10.2.15 Provide call records to ECI in accordance with ODUF standards specified in Attachment 7.
- 10.2.16 The interface requirements shall conform to the interface specifications for the platform used to provide Operator Services as long as the interface conforms to industry standards.
- 10.3 **Directory Assistance Service**
- 10.3.1 Directory Assistance Service provides local end user telephone number listings with the option to complete the call at the caller's direction separate and distinct from local switching.
- 10.3.2 Directory Assistance Service shall provide up to two listing requests per call. If available and if requested by ECI's end user, BellSouth shall provide caller-optional directory assistance call completion service at rates contained in this Attachment to one of the provided listings.
- 10.3.3 **Directory Assistance Service Updates**
- 10.3.3.1 BellSouth shall update end user listings changes daily. These changes include:
 - 10.3.3.1.1 New end user connections
 - 10.3.3.1.2 End user disconnections
 - 10.3.3.1.3 End user address changes

- 10.3.3.2 These updates shall also be provided for non-listed and non-published numbers for use in emergencies.

10.4 **Branding for Operator Call Processing and Directory Assistance**

- 10.4.1 BellSouth's branding feature provides a definable announcement to ECI end users using Directory Assistance (DA)/Operator Call Processing (OCP) prior to placing such end users in queue or connecting them to an available operator or automated operator system. This feature allows ECI to have its calls custom branded with ECI's name on whose behalf BellSouth is providing Directory Assistance and/or Operator Call Processing. Rates for the branding features are set forth in this Attachment.
- 10.4.2 BellSouth offers three (3) service levels of branding to ECI when ordering BellSouth's Directory Assistance and Operator Call Processing.
- 10.4.2.1 Service Level 1 - BellSouth Branding
- 10.4.2.2 Service Level 2 - Unbranding
- 10.4.2.3 Service Level 3 - Custom Branding
- 10.4.3 Where ECI resells BellSouth's services or purchases unbundled local switching from BellSouth, and utilizes a directory assistance provider and operator services provider other than BellSouth, BellSouth will route ECI's end user calls to that provider through Selective Carrier Routing.
- 10.4.4 **For Use with an Unbundled Port**
- 10.4.4.1 Selective Call Routing using Line Class Codes (SCR-LCC) provides the capability for ECI to have its OS/DA calls routed to BellSouth's OS/DA platform for BellSouth provided Custom Branded or Unbranded OS/DA or to its own or an alternate OS/DA platform for Self-Branded OS/DA. SCR-LCC is only available if line class code capacity is available in the requested BellSouth end office switches.
- 10.4.4.2 Custom Branding for Directory Assistance is not available for certain classes of service, including but not limited to Hotel/Motel services, WATS service, and certain PBX services.
- 10.4.4.3 Where available, ECI specific and unique line class codes are programmed in each BellSouth end office switch where ECI intends to serve end users with customized OS/DA branding. The line class codes specifically identify ECI's end users so OS/DA calls can be routed over the appropriate trunk group to the requested OS/DA platform. Additional line class codes are required in each end office if the end office serves multiple NPAs (i.e., a unique LCC is required per NPA), and/or if the end office switch serves multiple rate areas and ECI intends to provide ECI - branded OS/DA to its end users in these multiple rate areas.

- 10.4.4.4 BellSouth Branding is the Default Service Level.
- 10.4.4.5 SCR-LCC supporting Custom Branding and Self Branding require ECI to order dedicated trunking from each BellSouth end office identified by ECI, either to the BellSouth Traffic Operator Position System (TOPS) for Custom Branding or to the ECI Operator Service Provider for Self Branding. Separate trunk groups are required for Operator Services and for Directory Assistance. Rates for trunks are set forth in applicable BellSouth tariffs.
- 10.4.4.6 Unbranding - Unbranded Directory Assistance and/or Operator Call Processing calls ride common trunk groups provisioned by BellSouth from those end offices identified by ECI to the BellSouth TOPS. These calls are routed to “No Announcement.”
- 10.4.4.7 The Rates for SCR-LCC are as set forth in this Attachment. There is a nonrecurring charge for the establishment of each Line Class Code in each BellSouth central office. Furthermore, for Unbranded and Custom Branded OS/DA provided by BellSouth Operator Services with unbundled ports and unbundled port/loop switch combinations, monthly recurring usage charges shall apply for the UNEs necessary to provide the service, such as end office and tandem switching and common transport. A flat rated end office switching charge shall apply to Self-Branded OS/DA when used in conjunction with unbundled ports and unbundled port/loop switch combinations.
- 10.4.4.8 In addition to the branding methods described in this Section, Unbranding and Custom Branding are also available for Directory Assistance, Operator Call Processing or both via Originating Line Number Screening (OLNS) software. When utilizing this method of Unbranding or Custom Branding, ECI shall not be required to purchase dedicated trunking.
- 10.4.4.9 For BellSouth to provide Unbranding or Custom Branding via OLNS software for Operator Call Processing or for Directory Assistance, ECI must have its Operating Company Number (“OCN(s)”) and telephone numbers reside in BellSouth’s LIDB; however, a BellSouth LIDB Storage Agreement is not required. To implement Unbranding and Custom Branding via OLNS software, ECI must submit a manual order form which requires, among other things, ECI’s OCN and a forecast for the traffic volume anticipated for each BellSouth TOPS during the peak busy hour. ECI shall provide updates to such forecast on a quarterly basis and at any time such forecasted traffic volumes are expected to change significantly. Upon ECI’s purchase of Unbranding or Custom Branding using OLNS software for any particular TOPS, all ECI end users served by that TOPS will receive the Unbranded “no announcement” or the Custom Branded announcement.
- 10.4.4.10 Rates for Unbranding and Custom Branding via OLNS software for Directory Assistance and for Operator Call Processing are as set forth in this Attachment. Notwithstanding anything to the contrary in this Agreement, to the extent

BellSouth is unable to bill ECI applicable charges currently, BellSouth shall track such charges and will bill the same retroactively at such time as a billing process is implemented. In addition to the charges for Unbranding and Custom Branding via OLSN software, ECI shall continue to pay BellSouth applicable labor and other charges for the use of BellSouth's Directory Assistance and Operator Call Processing platforms as set forth in this Attachment. Further, where ECI is purchasing unbundled local switching from BellSouth, UNE usage charges for end office switching, tandem switching and transport, as applicable, shall continue to apply.

10.4.5 **For Facilities Based Carriers**

10.4.5.1 All Service Levels require ECI to order dedicated trunking from their end office(s) point of interface to the BellSouth TOPS Switches. Rates for trunks are set forth in applicable BellSouth tariffs.

10.4.5.2 Customized Branding includes charges for the recording of the branding announcement and the loading of the audio units in each TOPS Switch and Network Applications Vehicle (NAV) equipment for which ECI requires service.

10.4.5.3 Directory Assistance customized branding uses:

10.4.5.3.1 the recording of ECI;

10.4.5.3.2 the front-end loading of the Digital Recorded Announcement Machine (DRAM) in each TOPS switch.

10.4.5.4 Operator Call Processing customized branding uses:

10.4.5.4.1 the recording of ECI;

10.4.5.4.2 the front-end loading of the DRAM in the TOPS Switch;

10.4.5.4.3 the 0- automation loading for the audio units in the Enhanced Billing and Access Service (EBAS) in the Network Applications Vehicle (NAV).

10.5 **Directory Assistance Database Service (DADS)**

10.5.1 BellSouth shall make its Directory Assistance Database Service (DADS) available at the rates set forth in this Attachment solely for the expressed purpose of providing Directory Assistance type services to ECI end users. The term "end user" denotes any entity that obtains Directory Assistance type services for its own use from a DADS customer. Directory Assistance type service is defined as Voice Directory Assistance (DA Operator assisted) and Electronic Directory Assistance (Data System assisted). ECI agrees that DADS will not be used for any purpose that violates federal or state laws, statutes, regulatory orders or tariffs. For the purposes of provisioning a Directory Assistance type service, all terms and

conditions of GSST A38 apply and are incorporated by reference herein. Except for the permitted uses, ECI agrees not to disclose DADS to others and shall provide due care in providing for the security and confidentiality of DADS.

- 10.5.2 BellSouth shall initially provide ECI with a Base File of subscriber listings via magnetic tape. DADS is available and may be ordered on a Business, Residence or combined Business and Residence listings basis for each central office requested. BellSouth will require approximately 30- 45 days after receiving an order from ECI to prepare the Base File.
- 10.5.3 BellSouth will provide updates on either a daily or weekly basis reflecting all listing change activity occurring since ECI's previous update. Delivery of updates will commence immediately after ECI receives the Base File. Updates will be provided via magnetic tape unless BellSouth and ECI mutually develop CONNECT: Direct™ electronic connectivity. ECI will pay all costs associated with CONNECT: Direct™ connectivity, which will vary depending upon volume and mileage.
- 10.5.4 ECI authorizes the inclusion of ECI Directory Assistance listings in the BellSouth Directory Assistance products, including but not limited to DADS. Any other use is not authorized.

10.6 **Direct Access to Directory Assistance Service**

- 10.6.1 Direct Access to Directory Assistance Service (DADAS) will provide ECI's directory assistance operators with the ability to search all available BellSouth subscriber listings using the Directory Assistance search format. DADAS will also provide ECI with the ability to search all available subscriber listings in BellSouth's out-of-region listing database. Subscription to DADAS will allow ECI to utilize its own switch, operator workstations and optional audio subsystems.
- 10.6.2 Rates, terms and conditions for provisioning DADAS are as set forth in the FCC tariff No. 1.

11 Automatic Location Identification/Data Management System (ALI/DMS)

- 11.1 The ALI/DMS Database contains end user information (including name, address, telephone information, and sometimes special information from the local service provider or end user) used to determine to which Public Safety Answering Point ("PSAP") to route the call. The ALI/DMS database is used to provide enhanced routing flexibility for E911.
- 11.2 Technical Requirements
- 11.2.1 BellSouth shall provide ECI a data link to the ALI/DMS database or permit ECI to provide its own data link to the ALI/DMS database. BellSouth shall provide error reports from the ALI/DMS database to ECI after ECI inputs end user

information into the ALI/DMS database. Alternately, ECI may request that BellSouth enter ECI's end user information into the database, and validate end user information.

- 11.2.2 When BellSouth is responsible for administering the ALI/DMS database in its entirety, ported number NXXs entries for the ported numbers should be maintained unless ECI requests otherwise and shall be updated if ECI requests, provided ECI supplies BellSouth with the updates.
- 11.2.3 When Remote Call Forwarding (RCF) is used to provide number portability to the local end user and a remark or other appropriate field information is available in the database, the shadow or "forwarded-to" number and an indication that the number is ported shall be added to the customer record.
- 11.2.4 If BellSouth is responsible for configuring PSAP features (for cases when the PSAP or BellSouth supports an ISDN interface) it shall ensure that CLASS Automatic Recall (Call Return) is not used to call back to the ported number. Although BellSouth currently does not have ISDN interface, BellSouth agrees to comply with this requirement once ISDN interfaces are in place.
- 11.3 Interface Requirements
- 11.3.1 The interface between the E911 Switch or Tandem and the ALI/DMS database for ECI end users shall meet industry standards.

12 Calling Name (CNAM) Database Service

- 12.1 CNAM is the ability to associate a name with the calling party number, allowing the end user (to which a call is being terminated) to view the calling party's name before the call is answered. This service also provides ECI the opportunity to load and store its subscriber names in the BellSouth CNAM SCPs.
- 12.2 ECI shall submit to BellSouth a notice of its intent to access and utilize BellSouth CNAM Database Services. Said notice shall be in writing, no less than 60 days prior to ECI's access to BellSouth's CNAM Database Services and shall be addressed to ECI's Account Manager.
- 12.3 BellSouth's provision of CNAM Database Services to ECI requires interconnection from ECI to BellSouth CNAM Service Control Points (SCPs). Such interconnections shall be established pursuant to Attachment 3 of this Agreement, incorporated herein by this reference.
- 12.4 In order to formulate a CNAM query to be sent to the BellSouth CNAM SCP, ECI shall provide its own CNAM SSP. ECI's CNAM SSPs must be compliant with TR-NWT-001188, "CLASS Calling Name Delivery Generic Requirements".

- 12.5 If ECI elects to access the BellSouth CNAM SCP via a third party CCS7 transport provider, the third party CCS7 provider shall interconnect with the BellSouth CCS7 network according to BellSouth's Common Channel Signaling Interconnection Guidelines and Telcordia's CCS Network Interface Specification document, TR-TSV-000905. In addition, the third party provider shall establish CCS7 interconnection at the BellSouth Local Signal Transfer Points (LSTPs) serving the BellSouth CNAM SCPs that ECI desires to query.
- 12.6 If ECI queries the BellSouth CNAM SCP via a third party national SS7 transport provider, the third party SS7 provider shall interconnect with the BellSouth CCS7 network according to BellSouth's Common Channel Signaling Interconnection Guidelines and Telcordia's CCS Network Interface Specification document, TR-TSV-000905. In addition, the third party provider shall establish SS7 interconnection at one or more of the BellSouth Gateway Signal Transfer Points (STPs). The payment of all costs associated with the transport of SS7 signals via a third party will be established by mutual agreement of the Parties and this Agreement shall be amended in accordance with modification of the General Terms and Conditions incorporated herein by this reference.
- 12.7 The mechanism to be used by ECI for initial CNAM record load and/or updates shall be determined by mutual agreement. The initial load and all updates shall be provided by ECI in the BellSouth specified format and shall contain records for every working telephone number that can originate phone calls. It is the responsibility of ECI to provide accurate information to BellSouth on a current basis.
- 12.8 Updates to the SMS shall occur no less than once a week, reflect service order activity affecting either name or telephone number, and involve only record additions, deletions or changes.
- 12.9 ECI CNAM records provided for storage in the BellSouth CNAM SCP shall be available, on a SCP query basis only, to all Parties querying the BellSouth CNAM SCP. Further, CNAM service shall be provided by each Party consistent with state and/or federal regulation.
- 13 Service Creation Environment and Service Management System (SCE/SMS) Advanced Intelligent Network (AIN) Access**
- 13.1 BellSouth's Service Creation Environment and Service Management System (SCE/SMS) Advanced Intelligent Network (AIN) Access shall provide ECI the capability to create service applications in a BellSouth SCE and deploy those applications in a BellSouth SMS to a BellSouth SCP.
- 13.2 BellSouth's SCE/SMS AIN Access shall provide access to SCE hardware, software, testing and technical support (e.g., help desk, system administrator) resources available to ECI. Training, documentation, and technical support will

address use of SCE and SMS access and administrative functions, but will not include support for the creation of a specific service application.

- 13.3 BellSouth SCP shall partition and protect ECI service logic and data from unauthorized access.
- 13.4 When ECI selects SCE/SMS AIN Access, BellSouth shall provide training, documentation, and technical support to enable ECI to use BellSouth's SCE/SMS AIN Access to create and administer applications.
- 13.5 ECI access will be provided via remote data connection (e.g., dial-in, ISDN).
- 13.6 BellSouth shall allow ECI to download data forms and/or tables to BellSouth SCP via BellSouth SMS without intervention from BellSouth.

14 Basic 911 and E911

- 14.1 Basic 911 and E911 provides a caller access to the applicable emergency service bureau by dialing 911.
- 14.2 Basic 911 Service Provisioning. BellSouth will provide to ECI a list consisting of each municipality that subscribes to Basic 911 service. The list will also provide, if known, the E911 conversion date for each municipality and, for network routing purposes, a ten-digit directory number representing the appropriate emergency answering position for each municipality subscribing to 911. ECI will be required to arrange to accept 911 calls from its end users in municipalities that subscribe to Basic 911 service and translate the 911 call to the appropriate 10-digit directory number as stated on the list provided by BellSouth. ECI will be required to route that call to BellSouth at the appropriate tandem or end office. When a municipality converts to E911 service, ECI will be required to begin using E911 procedures.
- 14.3 E911 Service Provisioning. ECI shall install a minimum of two dedicated trunks originating from the ECI serving wire center and terminating to the appropriate E911 tandem. The dedicated trunks shall be, at a minimum, DS-0 level trunks configured either as a 2-wire analog interface or as part of a digital (1.544 Mb/s) interface. Either configuration shall use CAMA-type signaling with multifrequency ("MF") pulsing that will deliver automatic number identification ("ANI") with the voice portion of the call. If the user interface is digital, MF pulses, as well as other AC signals, shall be encoded per the u-255 Law convention. ECI will be required to provide BellSouth daily updates to the E911 database. ECI will be required to forward 911 calls to the appropriate E911 tandem, along with ANI, based upon the current E911 end office to tandem homing arrangement as provided by BellSouth. If the E911 tandem trunks are not available, ECI will be required to route the call to a designated 7-digit local number residing in the appropriate Public Service Answering Point ("PSAP"). This call will be transported over

BellSouth's interoffice network and will not carry the ANI of the calling party. ECI shall be responsible for providing BellSouth with complete and accurate data for submission to the 911/E911 database for the purpose of providing 911/E911 to its end users.

- 14.4 Rates. Charges for 911/E911 service are borne by the municipality purchasing the service. BellSouth will impose no charge on ECI beyond applicable charges for BellSouth trunking arrangements.
- 14.5 Basic 911 and E911 functions provided to ECI shall be at least at parity with the support and services that BellSouth provides to its end users for such similar functionality.
- 14.6 The detailed practices and procedures for 911/E911 services are contained in the E911 Local Exchange Carrier Guide For Facility-Based Providers as amended from time to time during the term of this Agreement.

15 Operational Support Systems (OSS)

- 15.1 BellSouth has developed and made available the following electronic interfaces by which ECI may submit LSRs electronically.

LENS	Local Exchange Navigation System
EDI	Electronic Data Interchange
TAG	Telecommunications Access Gateway
- 15.2 LSRs submitted by means of one of these electronic interfaces will incur an OSS electronic ordering charge. An individual LSR will be identified for billing purposes by its Purchase Order Number (PON). LSRs submitted by means other than one of these interactive interfaces (mail, fax, courier, etc.) will incur a manual order charge. All OSS charges are specified in Rate Exhibit B of this Attachment 2.
- 15.3 Denial/Restoral OSS Charge
 - 15.3.1 In the event ECI provides a list of customers to be denied and restored, rather than an LSR, each location on the list will require a separate PON and, therefore will be billed as one LSR per location.
- 15.4 Cancellation OSS Charge
 - 15.4.1 ECI will incur an OSS charge for an accepted LSR that is later canceled.
 - 15.4.2 Supplements or clarifications to a previously billed LSR will not incur another OSS charge.
 - 15.4.3 Network Elements and Other Services Manual Additive

- 15.4.3.1 The Commissions in some states have ordered per-element manual additive non-recurring charges (NRC) for Network Elements and Other Services ordered by means other than one of the interactive interfaces. These ordered Network Elements and Other Services manual additive NRCs will apply in these states, rather than the charge per LSR. The per-element charges are listed on the Rate Tables in Exhibit B.

EXHIBIT A**LINE INFORMATION DATA BASE (LIDB)****FACILITIES BASED STORAGE AGREEMENT****I. Definitions**

- A. Billing number - a number that ECI creates for the purpose of identifying an account liable for charges. This number may be a line or a special billing number.
- B. Line number - a ten-digit number that identifies a telephone line administered by ECI.
- C. Special billing number - a ten-digit number that identifies a billing account established by ECI.
- D. Calling Card number - a billing number plus PIN number.
- E. PIN number - a four-digit security code assigned by ECI that is added to a billing number to compose a fourteen-digit calling card number.
- F. Toll billing exception indicator - associated with a billing number to indicate that it is considered invalid for billing of collect calls or third number calls or both, by ECI.
- G. Billed Number Screening - refers to the activity of determining whether a toll billing exception indicator is present for a particular billing number.
- H. Calling Card Validation - refers to the activity of determining whether a particular calling card number exists as stated or otherwise provided by a caller.
- I. Billing number information - information about billing number, Calling Card number and toll billing exception indicator provided to BellSouth by ECI.

II. General

- A. This Agreement sets forth the terms and conditions pursuant to which BellSouth agrees to store in its LIDB certain information at the request of ECI and pursuant to which BellSouth, its LIDB customers and ECI shall have access to such information. In addition, this Agreement sets forth the terms and conditions for ECI's provision of billing number information to BellSouth for inclusion in BellSouth's LIDB. ECI understands that BellSouth provides access to information in its LIDB to various telecommunications service providers pursuant to applicable tariffs and agrees that information stored at the request of ECI, pursuant to this Agreement, shall be available to those telecommunications service providers. The terms and conditions contained herein shall hereby be made a part of this Interconnection Agreement upon notice to ECI's account team to activate this LIDB Storage Agreement. The General Terms and Conditions of the Interconnection/Resale Agreement shall govern this LIDB Storage Agreement.

- B. BellSouth will provide responses to on-line, call-by-call queries to billing number information for the following purposes:

1. Billed Number Screening

BellSouth is authorized to use the billing number information to determine whether ECI has identified the billing number as one that should not be billed for collect or third number calls.

2. Calling Card Validation

BellSouth is authorized to validate a 14-digit Calling Card number where the first 10 digits are a line number or special billing number assigned by BellSouth and where the last four digits (PIN) are a security code assigned by BellSouth.

3. Fraud Control

BellSouth will provide seven days per week, 24-hours per day, fraud monitoring on Calling Cards, bill-to-third and collect calls made to numbers in BellSouth's LIDB, provided that such information is included in the LIDB query. BellSouth will establish fraud alert thresholds and will notify ECI of fraud alerts so that ECI may take action it deems appropriate.

III. Responsibilities of the Parties

- A. BellSouth will administer all data stored in the LIDB, including the data provided by ECI pursuant to this Agreement, in the same manner as BellSouth's data for BellSouth's end user customers. BellSouth shall not be responsible to ECI for any lost revenue which may result from BellSouth's administration of the LIDB pursuant to its established practices and procedures as they exist and as they may be changed by BellSouth in its sole discretion from time to time.

B. Billing and Collection Customers

BellSouth currently has in effect numerous billing and collection agreements with various interexchange carriers and billing clearinghouses and as such these billing and collection customers ("B&C Customers") query BellSouth's LIDB to determine whether to accept various billing options from end users. Until such time as BellSouth implements in its LIDB and its supporting systems the means to differentiate ECI's data from BellSouth's data, the following terms and conditions shall apply:

1. ECI will accept responsibility for telecommunications services billed by BellSouth for its B&C Customers for ECI's End User accounts which are resident in LIDB pursuant to this Agreement. ECI authorizes BellSouth to place such charges on ECI's bill from BellSouth and shall pay all such charges including, but not limited to, collect and third number calls.

2. Charges for such services shall appear on a separate BellSouth bill page identified with the name of the B&C Customers for which BellSouth is billing the charge.
3. ECI shall have the responsibility to render a billing statement to its End Users for these charges, but ECI shall pay BellSouth for the charges billed regardless of whether ECI collects from ECI's End Users.
4. BellSouth shall have no obligation to become involved in any disputes between ECI and B&C Customers. BellSouth will not issue adjustments for charges billed on behalf of any B&C Customer to ECI. It shall be the responsibility of ECI and the B&C Customers to negotiate and arrange for any appropriate adjustments.

C. SPNP Arrangements

1. BellSouth will include billing number information associated with exchange lines or SPNP arrangements in its LIDB. ECI will request any toll billing exceptions via the Local Service Request (LSR) form used to order exchange lines, or the SPNP service request form used to order SPNP arrangements.
2. Under normal operating conditions, BellSouth shall include the billing number information in its LIDB upon completion of the service order establishing either the local exchange service or the SPNP arrangement, provided that BellSouth shall not be held responsible for any delay or failure in performance to the extent such delay or failure is caused by circumstances or conditions beyond BellSouth's reasonable control. BellSouth will store in its LIDB an unlimited volume of the working telephone numbers associated with either the local exchange lines or the SPNP arrangements. For local exchange lines or for SPNP arrangements, BellSouth will issue line-based calling cards only in the name of ECI. BellSouth will not issue line-based calling cards in the name of ECI's individual End Users. In the event that ECI wants to include calling card numbers assigned by ECI in the BellSouth LIDB, a separate agreement is required.

V. Fees for Service and Taxes

- A. ECI will not be charged a fee for storage services provided by BellSouth to ECI, as described in this LIDB Facilities Based Storage Agreement.
- B. Sales, use and all other taxes (excluding taxes on BellSouth's income) determined by BellSouth or any taxing authority to be due to any federal, state or local taxing jurisdiction with respect to the provision of the service set forth herein will be paid by ECI in accordance with the tax provisions set forth in the General Terms and Conditions of this Agreement.

UNBUNDLED NETWORK ELEMENTS - Alabama												Attachment: 2		Exhibit: B					
CATEGORY	RATE ELEMENTS				Interim	Zone	BCS	USOC	RATES(\$)				Svc Order Submitted Elec per LSR	Svc Order Submitted Manually per LSR	Incremental Charge - Manual Svc Order vs. Electronic-1st	Incremental Charge - Manual Svc Order vs. Electronic-Add'l	Incremental Charge - Manual Svc Order vs. Electronic-Disc 1st	Incremental Charge - Manual Svc Order vs. Electronic-Disc Add'l	
									Nonrecurring		Nonrecurring Disconnect		OSS Rates(\$)						
									Rec	First	Add'l	First	Add'l	SOME C	SOMAN	SOMAN	SOMAN	SOMAN	SOMAN
The "Zone" shown in the sections for stand-alone loops or loops as part of a combination refers to Geographically Deaveraged UNE Zones. To view Geographically Deaveraged UNE Zone Designations by Central Office, refer to Internet Website: http://www.interconnection.bellsouth.com/become_a_clec/html/interconnection.htm																			
OPERATIONAL SUPPORT SYSTEMS																			
NOTE: (1) Electronic Service Order: CLEC should contact its contract negotiator if it prefers the state specific electronic service ordering charges as ordered by the State Commissions. The electronic service ordering charge currently contained in this rate exhibit is the BellSouth regional electronic service ordering charge. CLEC may elect either the state specific Commission ordered rates for the electronic service ordering charges, or CLEC may elect the regional electronic service ordering charge.																			
NOTE: (2) Any element that can be ordered electronically will be billed according to the SOME C rate listed in this category. Please refer to BellSouth's Business Rules for Local Ordering (BBR-LO) to determine if a product can be ordered electronically. For those elements that cannot be ordered electronically at present per the BBR-LO, the listed SOME C rate in this category reflects the charge that would be billed to a CLEC once electronic ordering capabilities come on-line for that element. Otherwise, the manual ordering charge, SOMAN, will be applied to a CLECs bill when it submits an LSR to BellSouth.																			
		Electronic OSS Charge, per LSR, submitted via BST's OSS Interactive interfaces (Regional)							SOME C		3.50								
UNBUNDLED EXCHANGE ACCESS LOOP																			
2-WIRE ANALOG VOICE GRADE LOOP																			
		2-Wire Analog Voice Grade Loop - Service Level 1- Zone 1					1	UEANL	UEAL2	15.24	59.03	43.14	15.21	3.22		27.37	12.97	17.77	17.77
		2-Wire Analog Voice Grade Loop - Service Level 1- Zone 2					2	UEANL	UEAL2	24.75	59.03	43.14	15.21	3.22		27.37	12.97	17.77	17.77
		2-Wire Analog Voice Grade Loop - Service Level 1- Zone 3					3	UEANL	UEAL2	44.85	59.03	43.14	15.21	3.22		23.97	12.97	17.77	17.77
		Loop Testing - Basic 1st Half Hour						UEANL	URET1		78.92	78.92				27.37	12.97	17.77	17.77
		Loop Testing - Basic Additional Half Hour						UEANL	URETA		23.33	23.33				27.37	12.97	17.77	17.77
		CLEC to CLEC Conversion Charge Without Outside Dispatch (UVL-SL1)						UEANL	UREWO		15.78	8.94				27.37	12.97	17.77	17.77
		Engineering Information Document (EI)						UEANL			28.75	28.75							
		Manual Order Coordination for UVL-SL1s (per loop)						UEANL	UEAMC		51.29	51.29							
		Order Coordination for Specified Conversion Time for UVL-SL1 (per LSR)						UEANL	OCOSL		45.99	45.99							
2-WIRE Unbundled COPPER LOOP																			
		2-Wire Unbundled Copper Loop - Non-Designed Zone 1				I	1	UEQ	UEQ2X	11.01	44.69	22.40	25.65	7.06		27.37	12.97	17.77	17.77
		2 Wire Unbundled Copper Loop - Non-Designed - Zone 2				I	2	UEQ	UEQ2X	12.67	44.69	22.40	25.65	7.06		27.37	12.97	17.77	17.77
		2 Wire Unbundled Copper Loop - Non-Designed - Zone 3				I	3	UEQ	UEQ2X	20.22	44.69	22.40	25.65	7.06		27.37	12.97	17.77	17.77
		Order Coordination 2 Wire Unbundled Copper Loop - Non-Designed (per loop)						UEQ	USBMC		51.29	51.29				27.37	12.97	17.77	17.77
		Engineering Information Document						UEQ			28.75	28.75				27.37	12.97	17.77	17.77
		Loop Testing - Basic 1st Half Hour						UEQ	URET1		78.92	78.92				27.37	12.97	17.77	17.77
		Loop Testing - Basic Additional Half Hour						UEQ	URETA		23.33	23.33				27.37	12.97	17.77	17.77
		CLEC to CLEC Conversion Charge Without Outside Dispatch (UCL-ND)						UEQ	UREWO		14.27	7.43				18.84	8.42		
UNBUNDLED EXCHANGE ACCESS LOOP																			
2-WIRE ANALOG VOICE GRADE LOOP																			
		2 Wire Analog Voice Grade Loop-Service Level 1-Line Splitting-Zone 1					1	UEPSR UEPSB	UEALS	18.24	75.62	35.11	46.98	10.59		27.37	12.97	17.77	17.77
		2 Wire Analog Voice Grade Loop-Service Level 1-Line Splitting-Zone 1					1	UEPSR UEPSB	UEABS	18.24	75.62	35.11	46.98	10.59		27.37	12.97	17.77	17.77
		2 Wire Analog Voice Grade Loop- Service Level 1-Line Splitting-Zone 2					2	UEPSR UEPSB	UEALS	25.22	75.62	35.11	46.98	10.59		27.37	12.97	17.77	17.77
		2 Wire Analog Voice Grade Loop- Service Level 1-Line Splitting-Zone 2					2	UEPSR UEPSB	UEABS	25.22	75.62	35.11	46.98	10.59		27.37	12.97	17.77	17.77
		2 Wire Analog Voice Grade Loop-Service Level 1-Line Splitting-Zone 3					3	UEPSR UEPSB	UEALS	33.70	75.62	35.11	46.98	10.59		23.97	12.97	17.77	17.77
		2 Wire Analog Voice Grade Loop-Service Level 1-Line Splitting-Zone 3					3	UEPSR UEPSB	UEABS	33.70	75.62	35.11	46.98	10.59		23.97	12.97	17.77	17.77
UNBUNDLED EXCHANGE ACCESS LOOP																			
2-WIRE ANALOG VOICE GRADE LOOP																			
		2-Wire Analog Voice Grade Loop - Service Level 2 w/Loop or Ground Start Signaling - Zone 1					1	UEA	UEAL2	17.95	145.46	108.40	40.31	26.01		27.37	12.97	17.77	17.77
		2-Wire Analog Voice Grade Loop - Service Level 2 w/Loop or Ground Start Signaling - Zone 2					2	UEA	UEAL2	29.16	145.46	108.40	40.31	26.01		27.37	12.97	17.77	17.77
		2-Wire Analog Voice Grade Loop - Service Level 2 w/Loop or Ground Start Signaling - Zone 3					3	UEA	UEAL2	52.84	145.46	108.40	40.31	26.01		27.37	12.97	17.77	17.77
		Order Coordination for Specified Conversion Time (per LSR)						UEA	OCOSL		45.99					27.37	12.97	17.77	17.77

UNBUNDLED NETWORK ELEMENTS - Alabama												Attachment: 2		Exhibit: B		
CATEGORY	RATE ELEMENTS		Interi m	Zone	BCS	USOC	RATES(\$)				Svc Order Submitted Elec per LSR	Svc Order Submitted Manually per LSR	Incremental Charge - Manual Svc Order vs. Electronic- 1st	Incremental Charge - Manual Svc Order vs. Electronic- Add'l	Incremental Charge - Manual Svc Order vs. Electronic- Disc 1st	Incremental Charge - Manual Svc Order vs. Electronic- Disc Add'l
								Nonrecurring		Nonrecurring Disconnect		OSS Rates(\$)				
							Rec	First	Add'l	First	Add'l	SOMEc	SOMAN	SOMAN	SOMAN	SOMAN
		2-Wire Analog Voice Grade Loop - Service Level 2 w/Reverse Battery Signaling - Zone 1		1	UEA	UEAR2	17.95	145.46	108.40	40.31	26.01			27.37	12.97	17.77
		2-Wire Analog Voice Grade Loop - Service Level 2 w/Reverse Battery Signaling - Zone 2		2	UEA	UEAR2	29.16	145.46	108.40	40.31	26.01			27.37	12.97	17.77
		2-Wire Analog Voice Grade Loop - Service Level 2 w/Reverse Battery Signaling - Zone 3		3	UEA	UEAR2	52.84	145.46	108.40	40.31	26.01			27.37	12.97	17.77
		Order Coordination for Specified Conversion Time (per LSR)			UEA	OCOSL		45.99								
		CLEC to CLEC Conversion Charge without outside dispatch			UEA	UREWO		87.72	36.36					27.37	12.97	17.77
		4-WIRE ANALOG VOICE GRADE LOOP														
		4-Wire Analog Voice Grade Loop - Zone 1		1	UEA	UEAL4	24.01	293.70	241.76	108.96	57.01			27.37	12.97	17.77
		4-Wire Analog Voice Grade Loop - Zone 2		2	UEA	UEAL4	39.00	293.70	241.76	108.96	57.01			27.37	12.97	17.77
		4-Wire Analog Voice Grade Loop - Zone 3		3	UEA	UEAL4	70.67	293.70	241.76	108.96	57.01			27.37	12.97	17.77
		Order Coordination for Specified Conversion Time (per LSR)			UEA	OCOSL		45.99								
		CLEC to CLEC Conversion Charge without outside dispatch			UEA	UREWO		87.72	36.36					27.37	12.97	17.77
		2-WIRE ISDN DIGITAL GRADE LOOP														
		2-Wire ISDN Digital Grade Loop - Zone 1		1	UDN	U1L2X	23.23	331.85	255.87	108.95	57.01			27.37	12.97	17.77
		2-Wire ISDN Digital Grade Loop - Zone 2		2	UDN	U1L2X	37.74	331.85	255.87	108.95	57.01			27.37	12.97	17.77
		2-Wire ISDN Digital Grade Loop - Zone 3		3	UDN	U1L2X	68.38	331.85	255.87	108.95	57.01			27.37	12.97	17.77
		Order Coordination For Specified Conversion Time (per LSR)			UDN	OCOSL		45.99								
		CLEC to CLEC Conversion Charge without outside dispatch			UDN	UREWO		91.63	44.16					27.37	12.97	17.77
		2-WIRE Universal Digital Channel (UDC) COMPATIBLE LOOP														
		2-Wire Universal Digital Channel (UDC) Compatible Loop - Zone 1	I	1	UDC	UDC2X	16.84	104.17	78.10	108.95	57.01			18.94	8.42	17.77
		2-Wire Universal Digital Channel (UDC) Compatible Loop - Zone 2	I	2	UDC	UDC2X	19.45	104.17	78.10	108.95	57.01			18.94	8.42	17.77
		2-Wire Universal Digital Channel (UDC) Compatible Loop - Zone 3	I	3	UDC	UDC2X	30.92	104.17	78.10	108.95	57.01			18.94	8.42	17.77
		CLEC to CLEC Conversion Charge without outside dispatch			UDC	UREWO		91.63	44.16					27.37	12.97	17.77
		2-WIRE ASYMMETRICAL DIGITAL SUBSCRIBER LINE (ADSL) COMPATIBLE LOOP														
		2 Wire Unbundled ADSL Loop including manual service inquiry & facility reservation - Zone 1		1	UAL	UAL2X	12.09	514.21	464.58	106.65	56.98			27.37	12.97	17.77
		2 Wire Unbundled ADSL Loop including manual service inquiry & facility reservation - Zone 2		2	UAL	UAL2X	19.64	514.21	464.58	106.65	56.98			27.37	12.97	17.77
		2 Wire Unbundled ADSL Loop including manual service inquiry & facility reservation - Zone 3		3	UAL	UAL2X	35.59	514.21	464.58	106.65	56.98			27.37	12.97	17.77
		Order Coordination for Specified Conversion Time (per LSR)			UAL	OCOSL		45.99								
		2 Wire Unbundled ADSL Loop without manual service inquiry & facility reservaton - Zone 1		1	UAL	UAL2W	12.09	204.88	129.08	100.52	15.82			27.37	12.97	17.77
		2 Wire Unbundled ADSL Loop without manual service inquiry & facility reservation - Zone 2		2	UAL	UAL2W	19.64	204.88	129.08	100.52	15.82			27.37	12.97	17.77
		2 Wire Unbundled ADSL Loop without manual service inquiry & facility reservation - Zone 3		3	UAL	UAL2W	35.59	204.88	129.08	100.52	15.82			27.37	12.97	17.77
		Order Coordination for Specified Conversion Time (per LSR)			UAL	OCOSL		45.99								
		CLEC to CLEC Conversion Charge without outside dispatch			UAL	UREWO		86.20	40.40					27.37	12.97	17.77
		2-WIRE HIGH BIT RATE DIGITAL SUBSCRIBER LINE (HDSL) COMPATIBLE LOOP														
		2 Wire Unbundled HDSL Loop including manual service inquiry & facility reservation - Zone 1		1	UHL	UHL2X	9.41	514.21	464.58	106.65	56.98			27.37	12.97	17.77
		2 Wire Unbundled HDSL Loop including manual service inquiry & facility reservation - Zone 2		2	UHL	UHL2X	15.29	514.21	464.58	106.65	56.98			27.37	12.97	17.77
		2 Wire Unbundled HDSL Loop including manual service inquiry & facility reservation - Zone 3		3	UHL	UHL2X	27.70	514.21	464.58	106.65	56.98			27.37	12.97	17.77
		Order Coordination for Specified Conversion Time (per LSR)			UHL	OCOSL		45.99								
		2 Wire Unbundled HDSL Loop without manual service inquiry and facility reservation - Zone 1		1	UHL	UHL2W	9.41	222.20	146.40	100.52	15.82			27.37	12.97	17.77
		2 Wire Unbundled HD SL Loop without manual service inquiry and facility reservation - Zone 2		2	UHL	UHL2W	15.29	222.20	146.40	100.52	15.82			27.37	12.97	17.77
		2 Wire Unbundled HD SL Loop without manual service inquiry and facility reservation - Zone 3		3	UHL	UHL2W	27.70	222.20	146.40	100.52	15.82			27.37	12.97	17.77
		Order Coordination for Specified Conversion Time (per LSR)			UHL	OCOSL		45.99								

UNBUNDLED NETWORK ELEMENTS - Alabama												Attachment: 2		Exhibit: B		
CATEGORY	RATE ELEMENTS	Interim	Zone	BCS	USOC	RATES(\$)					Svc Order Submitted Elec per LSR	Svc Order Submitted Manually per LSR	Incremental Charge - Manual Svc Order vs. Electronic-1st	Incremental Charge - Manual Svc Order vs. Electronic-Add'l	Incremental Charge - Manual Svc Order vs. Electronic-Disc 1st	Incremental Charge - Manual Svc Order vs. Electronic-Disc Add'l
							Nonrecurring		Nonrecurring Disconnect		OSS Rates(\$)					
						Rec	First	Add'l	First	Add'l	SOME C	SOMAN	SOMAN	SOMAN	SOMAN	SOMAN
	CLEC to CLEC Conversion Charge without outside dispatch			UHL	UREWO		86.14	40.40						27.37	12.97	17.77
	4-WIRE HIGH BIT RATE DIGITAL SUBSCRIBER LINE (HDSL) COMPATIBLE LOOP															
	4 Wire Unbundled HDSL Loop including manual service inquiry and facility reservation - Zone 1		1	UHL	UHL4X	11.52	541.13	491.50	106.65	56.98				27.37	12.97	17.77
	4-Wire Unbundled HDSL Loop including manual service inquiry and facility reservation - Zone 2		2	UHL	UHL4X	18.71	541.13	491.50	106.65	56.98				27.37	12.97	17.77
	4-Wire Unbundled HDSL Loop including manual service inquiry and facility reservation - Zone 3		3	UHL	UHL4X	33.90	541.13	491.50	106.65	56.98				27.37	12.97	17.77
	Order Coordination for Specified Conversion Time (per LSR)			UHL	OCOSL		45.99									
	4-Wire Unbundled HDSL Loop without manual service inquiry and facility reservation - Zone 1		1	UHL	UHL4W	11.52	279.39	203.59	109.99	20.70				27.37	12.97	17.77
	4-Wire Unbundled HDSL Loop without manual service inquiry and facility reservation - Zone 2		2	UHL	UHL4W	18.71	279.39	203.59	109.99	20.70				27.37	12.97	17.77
	4-Wire Unbundled HD SL Loop without manual service inquiry and facility reservation - Zone 3		3	UHL	UHL4W	33.90	279.39	203.59	109.99	20.70				27.37	12.97	17.77
	Order Coordination for Specified Conversion Time (per LSR)			UHL	OCOSL		45.99									
	CLEC to CLEC Conversion Charge without outside dispatch			UHL	UREWO		86.14	40.40						27.37	12.97	17.77
	4-WIRE DS1 DIGITAL LOOP															
	4-Wire DS1 Digital Loop - Zone 1		1	USL	USLXX	51.74	610.13	380.26	134.77	55.97				27.37	12.97	17.77
	4-Wire DS1 Digital Loop - Zone 2		2	USL	USLXX	84.05	610.13	380.26	134.77	55.97				27.37	12.97	17.77
	4-Wire DS1 Digital Loop - Zone 3		3	USL	USLXX	152.29	610.13	380.26	134.77	55.97				27.37	12.97	17.77
	Order Coordination for Specified Conversion Time (per LSR)			USL	OCOSL		45.99									
	CLEC to CLEC Conversion Charge without outside dispatch			USL	UREWO		101.09	43.05						27.37	12.97	17.77
	4-WIRE 19.2, 56 OR 64 KBPS DIGITAL GRADE LOOP															
	4 Wire Unbundled Digital 19.2 Kbps		1	UDL	UDL19	27.33	498.05	343.70	129.62	64.25				27.37	12.97	17.77
	4 Wire Unbundled Digital 19.2 Kbps		2	UDL	UDL19	44.40	498.05	343.70	129.62	64.25				27.37	12.97	17.77
	4 Wire Unbundled Digital 19.2 Kbps		3	UDL	UDL19	80.45	498.05	343.70	129.62	64.25				27.37	12.97	17.77
	4 Wire Unbundled Digital Loop 56 Kbps - Zone 1		1	UDL	UDL56	27.33	498.05	343.70	129.62	64.25				27.37	12.97	17.77
	4 Wire Unbundled Digital Loop 56 Kbps - Zone 2		2	UDL	UDL56	44.40	498.05	343.70	129.62	64.25				27.37	12.97	17.77
	4 Wire Unbundled Digital Loop 56 Kbps - Zone 3		3	UDL	UDL56	80.45	498.05	343.70	129.62	64.25				27.37	12.97	17.77
	Order Coordination for Specified Conversion Time (per LSR)			UDL	OCOSL		45.99									
	4 Wire Unbundled Digital Loop 64 Kbps - Zone 1		1	UDL	UDL64	27.33	498.05	343.70	129.62	64.25				27.37	12.97	17.77
	4 Wire Unbundled Digital Loop 64 Kbps - Zone 2		2	UDL	UDL64	44.40	498.05	343.70	129.62	64.25				27.37	12.97	17.77
	4 Wire Unbundled Digital Loop 64 Kbps - Zone 3		3	UDL	UDL64	80.45	498.05	343.70	129.62	64.25				27.37	12.97	17.77
	Order Coordination for Specified Conversion Time (per LSR)			UDL	OCOSL		45.99									
	CLEC to CLEC Conversion Charge without outside dispatch			UDL	UREWO		102.13	49.75						27.37	12.97	17.77
	2-WIRE Unbundled COPPER LOOP															
	2-Wire Unbundled Copper Loop/Short including manual service inquiry & facility reservation - Zone 1		1	UCL	UCLPB	11.90	283.37	163.68	120.15	22.37				18.94	8.42	
	2-Wire Unbundled Copper Loop/Short including manual service inquiry & facility reservation - Zone 2		2	UCL	UCLPB	13.74	283.37	163.68	120.15	22.37				18.94	8.42	
	2 Wire Unbundled Copper Loop/Short including manual service inquiry & facility reservation - Zone 3		3	UCL	UCLPB	21.83	283.37	163.68	120.15	22.37				18.94	8.42	
	Order Coordination for Unbundled Copper Loops (per loop)			UCL	UCLMC		36.46	36.46								
	2-Wire Unbundled Copper Loop/Short without manual service inquiry and facility reservation - Zone 1	I	1	UCL	UCLPW	11.90	104.17	78.10						18.94	8.42	
	2-Wire Unbundled Copper Loop/Short without manual service inquiry and facility reservation - Zone 2	I	2	UCL	UCLPW	13.74	104.17	78.10						18.94	8.42	
	2-Wire Unbundled Copper Loop/Short without manual service inquiry and facility reservation - Zone 3	I	3	UCL	UCLPW	21.83	104.17	78.10						18.94	8.42	
	Order Coordination for Unbundled Copper Loops (per loop)			UCL	UCLMC		36.46	36.46								
	2-Wire Unbundled Copper Loop/Long - includes manual svc. inquiry and facility reservation - Zone 1		1	UCL	UCL2L	35.43	270.28	150.59	120.15	22.37				18.94	8.42	
	2-Wire Unbundled Copper Loop/Long - includes manual svc. inquiry and facility reservation - Zone 2		2	UCL	UCL2L	40.91	270.28	150.59	120.15	22.37				18.94	8.42	
	2-Wire Unbundled Copper Loop/Long - includes manual svc. inquiry and facility reservation - Zone 3		3	UCL	UCL2L	65.02	270.28	150.59	120.15	22.37				18.94	8.42	
	Order Coordination for Unbundled Copper Loops (per loop)			UCL	UCLMC		36.46	36.46								

UNBUNDLED NETWORK ELEMENTS - Alabama												Attachment: 2		Exhibit: B		
CATEGORY	RATE ELEMENTS		Interim	Zone	BCS	USOC	RATES(\$)				Svc Order Submitted Elec per LSR	Svc Order Submitted Manually per LSR	Incremental Charge - Manual Svc Order vs. Electronic-1st	Incremental Charge - Manual Svc Order vs. Electronic-Add'l	Incremental Charge - Manual Svc Order vs. Electronic-Disc 1st	Incremental Charge - Manual Svc Order vs. Electronic-Disc Add'l
								Nonrecurring		Nonrecurring Disconnect		OSS Rates(\$)				
							Rec	First	Add'l	First	Add'l	SOME C	SOMAN	SOMAN	SOMAN	SOMAN
		2-Wire Unbundled Copper Loop/Long - without manual service inquiry and facility reservation - Zone 1	I	1	UCL	UCL2W	35.43	104.17	78.10					18.94	8.42	
		2-Wire Unbundled Copper Loop/Long - without manual service inquiry and facility reservation - Zone 2	I	2	UCL	UCL2W	40.91	104.17	78.10					18.94	8.42	
		2-Wire Unbundled Copper Loop/Long - without manual service inquiry and facility reservation - Zone 3	I	3	UCL	UCL2W	65.02	104.17	78.10					18.94	8.42	
		Order Coordination for Unbundled Copper Loops (per loop)			UCL	UCLMC		36.46	36.46							
		CLEC to CLEC Conversion Charge without outside dispatch (UCL-Des)			UCL	UREWO		97.23	42.48					18.94	8.42	
	4-WIRE COPPER LOOP															
		4-Wire Copper Loop/Short - including manual service inquiry and facility reservation - Zone 1		1	UCL	UCL4S	16.65	331.78	212.09	130.69	27.60			27.37	8.42	
		4-Wire Copper Loop/Short - including manual service inquiry and facility reservation - Zone 2		2	UCL	UCL4S	19.22	331.78	212.09	130.69	27.60			18.94	8.42	
		4-Wire Copper Loop/Short - including manual service inquiry and facility reservation - Zone 3		3	UCL	UCL4S	30.55	331.78	212.09	130.69	27.60			18.94	8.42	
		Order Coordination for Unbundled Copper Loops (per loop)			UCL	UCLMC		36.46	36.46							
		4-Wire Copper Loop/Short - without manual service inquiry and facility reservation - Zone 1	I	1	UCL	UCL4W	16.65	104.17	78.10					18.94	8.42	
		4-Wire Copper Loop/Short - without manual service inquiry and facility reservation - Zone 2	I	2	UCL	UCL4W	19.22	104.17	78.10					18.94	8.42	
		4-Wire Copper Loop/Short - without manual service inquiry and facility reservation - Zone 3	I	3	UCL	UCL4W	30.55	104.17	78.10					18.94	8.42	
		Order Coordination for Unbundled Copper Loops (per loop)			UCL	UCLMC		36.46	36.46							
		4-Wire Unbundled Copper Loop/Long - includes manual svc. inquiry and facility reservation - Zone 1		1	UCL	UCL4L	47.56	318.70	199.00	130.69	27.60			18.94	8.42	
		4-Wire Unbundled Copper Loop/Long - includes manual svc. inquiry and facility reservation - Zone 2		2	UCL	UCL4L	54.92	318.70	199.00	130.69	27.60			18.94	8.42	
		4-Wire Unbundled Copper Loop/Long - includes manual svc. inquiry and facility reservation - Zone 3		3	UCL	UCL4L	87.30	318.70	199.00	130.69	27.60			18.94	8.42	
		Order Coordination for Unbundled Copper Loops (per loop)			UCL	UCLMC		36.46	36.46							
		4-Wire Unbundled Copper Loop/Long - without manual svc. inquiry and facility reservation - Zone 1	I	1	UCL	UCL4O	47.56	104.17	78.10					18.94	8.42	
		4-Wire Unbundled Copper Loop/Long - without manual svc. inquiry and facility reservation - Zone 2	I	2	UCL	UCL4O	54.92	104.17	78.10					18.94	8.42	
		4-Wire Unbundled Copper Loop/Long - without manual svc. inquiry and facility reservation - Zone 3	I	3	UCL	UCL4O	87.30	104.17	78.10					18.94	8.42	
		Order Coordination for Unbundled Copper Loops (per loop)			UCL	UCLMC		36.46	36.46							
		CLEC to CLEC conversion Charge without outside dispatch			UCL	UREWO		97.23	42.48					18.94	8.42	
LOOP MODIFICATION																
		Unbundled Loop Modification, Removal of Load Coils - 2 Wire pair less than or equal to 18k ft	I		UAL, UHL, UCL, UEQ, ULS, UEA, UEANL, UDL, UDC, UDN, UDL, USL	ULM2L		67.39	67.39					27.37	12.97	17.77
		Unbundled Loop Modification, Removal of Load Coils - 2 wire greater than 18k ft	I		UCL, ULS	ULM2G		337.50	337.50					27.37	12.97	17.77
		Unbundled Loop Modification Removal of Load Coils - 4 Wire less than or equal to 18K ft	I		UHL, UCL	ULM4L		67.39	67.39					27.37	12.97	17.77
		Unbundled Loop Modification Removal of Load Coils - 4 Wire pair greater than 18k ft	I		UCL	ULM4G		337.50	337.50					27.37	12.97	17.77
		Unbundled Loop Modification Removal of Bridged Tap Removal, per unbundled loop	I		UAL, UHL, UCL, UEQ, UEF, ULS, UEA, UEANL, UDL, UDC, UDN, UDL, USL	ULMBT		78.10	78.10					27.37	12.97	17.77
SUB-LOOPS																
	Sub-Loop Distribution															
		Sub-Loop - Per Cross Box Location - CLEC Feeder Facility Set-Up	I		UEANL	USBSA		421.08	421.08					18.94	8.42	

UNBUNDLED NETWORK ELEMENTS - Alabama												Attachment: 2		Exhibit: B				
CATEGORY		RATE ELEMENTS		Interim	Zone	BCS	USOC	RATES(\$)				Svc Order Submitted Elec per LSR	Svc Order Submitted Manually per LSR	Incremental Charge - Manual Svc Order vs. Electronic-1st	Incremental Charge - Manual Svc Order vs. Electronic-Add'l	Incremental Charge - Manual Svc Order vs. Electronic-Disc 1st	Incremental Charge - Manual Svc Order vs. Electronic-Disc Add'l	
								Nonrecurring		Nonrecurring Disconnect		OSS Rates(\$)						
								Rec	First	Add'l	First	Add'l	SOME C	SOMAN	SOMAN	SOMAN	SOMAN	SOMAN
		Sub-Loop - Per Cross Box Location - Per 25 Pair Panel Set-Up	I		UEANL	USBSB		67.10	67.10						18.94	8.42		
		Sub-Loop - Per Building Equipment Room - CLEC Feeder Facility Set-Up	I		UEANL	USBSC		394.74	394.74						18.94	8.42		
		Sub-Loop - Per Building Equipment Room - Per 25 Pair Panel Set-Up	I		UEANL	USBSD		154.57	154.57						18.94	8.42		
		Sub-Loop Distribution Per 2-Wire Analog Voice Grade Loop - Statewide		sw	UEANL	USBN2		9.12	207.01	171.32					18.94	8.42		
		Order Coordination for Unbundled Sub-Loops, per sub-loop pair			UEANL	USBMC		45.99	45.99									
		Sub-Loop Distribution Per 4-Wire Analog Voice Grade Loop - Statewide		sw	UEANL	USBN4		8.32	219.35	72.99	123.72	28.77			18.94	8.42		
		Order Coordination for Unbundled Sub-Loops, per sub-loop pair			UEANL	USBMC		45.99	45.99									
		Sub-Loop 2-Wire Intrabuilding Network Cable (INC)	I		UEANL	USBR2		1.61	137.03	41.59	115.85	19.17			18.94	8.42		
		Order Coordination for Unbundled Sub-Loops, per sub-loop pair			UEANL	USBMC		45.99	45.99									
		Sub-Loop 4-Wire Intrabuilding Network Cable (INC)	I		UEANL	USBR4		2.96	176.46	55.11	122.17	19.57			18.94	8.42		
		Order Coordination for Unbundled Sub-Loops, per sub-loop pair			UEANL	USBMC		45.99	45.99									
		2 Wire Copper Unbundled Sub-Loop Distribution - Statewide		sw	UEF	UCS2X		5.54	175.16	55.50	108.86	24.53			18.94	8.42		
		Order Coordination for Unbundled Sub-Loops, per sub-loop pair			UEF	USBMC		45.99	45.99									
		4 Wire Copper Unbundled Sub-Loop Distribution - Statewide		sw	UEF	UCS4X		6.89	219.35	72.99	123.72	28.77			18.94	8.42		
		Order Coordination for Unbundled Sub-Loops, per sub-loop pair			UEF	USBMC		45.99	45.99									
	Unbundled Sub-Loop Modification																	
		Unbundled Sub-Loop Modification - 2-W Copper Dist Load Coil/Equip Removal per 2-W PR			UEF	ULM2X		355.71	12.26						18.94	8.42		
		Unbundled Sub-loop Modification - 4-W Copper Dist Load Coil/Equip Removal per 4-W PR			UEF	ULM4X		355.71	12.26						18.94	8.42		
		Unbundled Sub-loop Modification - 2-w/4-w Copper Dist Bridged Tap Removal, per PR unloaded			UEF	ULM4T		560.55	14.30						18.94	8.42		
	Unbundled Network Terminating Wire (UNTW)																	
		Unbundled Network Terminating Wire (UNTW) per Pair			UENTW	UENPP		1.37	2.48	2.48	1.74	1.74			18.94	8.42		
	Network Interface Device (NID)																	
		Network Interface Device (NID) - 1-2 lines			UENTW	UND12		86.46	56.75						18.94	8.42		
		Network Interface Device (NID) - 1-6 lines			UENTW	UND16		127.93	98.21						18.94	8.42		
		Network Interface Device Cross Connect - 2 W			UENTW	UNDC2		11.73	11.73						18.94	8.42		
		Network Interface Device Cross Connect - 4W			UENTW	UNDC4		11.73	11.73						18.94	8.42		
SUB-LOOPS																		
	Sub-Loop Feeder																	
		USL-Feeder, DS0 Set-up per Cross Box location - CLEC Distribution Facility set-up			UEA, UDN,UCL,UDL,UDC	USBFW		421.08							18.94	8.42		
		USL Feeder - DS0 Set-up per Cross Box location - per 25 pair set-up			UEA, UDN,UCL,UDL,UDC	USBFX		67.10	67.10						18.94	8.42		
		USL Feeder DS1 Set-up at DSX location, per DS1 termination			USL	USBFZ		519.95	11.32						18.94	8.42		
		Unbundled Sub-Loop Feeder Loop, 2 Wire Ground-Start, Voice Grade- Statewide		sw	UEA	USBFA		8.58	206.44	170.05	119.95	27.04			18.94	8.42		
		Order Coordination for Specified Conversion Time, per LSR			UEA	OCOSL		45.99										
		Unbundled Sub-Loop Feeder Loop, 2 Wire Loop-Start, Voice Grade - Statewide		sw	UEA	USBFB		8.58	206.44	170.05	119.95	27.04			18.94	8.42		
		Order Coordination for Specified Time Conversion, per LSR			UEA	OCOSL		45.99										
		Unbundled Sub-Loop Feeder Loop, 2 Wire Reverse Battery, Voice Grade Loop - Statewide		sw	UEA	USBFC		8.58	206.44	170.05	119.95	27.04			18.94	8.42		
		Order Coordination For Specified Conversion Time, per LSR			UEA	OCOSL		45.99										
		Unbundled Sub-Loop Feeder Loop, 4 Wire Ground-Start, Voice Grade - Statewide		sw	UEA	USBFD		19.91	243.41	81.32	134.77	33.93			18.94	8.42		
		Order Coordination For Specified Conversion Time, Per LSR			UEA	OCOSL		45.99										

UNBUNDLED NETWORK ELEMENTS - Alabama												Attachment: 2		Exhibit: B			
CATEGORY	RATE ELEMENTS					Interi m	Zone	BCS	USOC	RATES(\$)		Svc Order Submitted Elec per LSR	Svc Order Submitted Manually per LSR	Incremental Charge - Manual Svc Order vs. Electronic- 1st	Incremental Charge - Manual Svc Order vs. Electronic- Add'l	Incremental Charge - Manual Svc Order vs. Electronic- Disc 1st	Incremental Charge - Manual Svc Order vs. Electronic- Disc Add'l
														OSS Rates(\$)			

UNBUNDLED NETWORK ELEMENTS - Alabama											Attachment: 2		Exhibit: B						
CATEGORY	RATE ELEMENTS				Interim	Zone	BCS	USOC	RATES(\$)		Svc Order Submitted Elec per LSR	Svc Order Submitted Manually per LSR	Incremental Charge - Manual Svc Order vs. Electronic-1st	Incremental Charge - Manual Svc Order vs. Electronic-Add'l	Incremental Charge - Manual Svc Order vs. Electronic-Disc 1st	Incremental Charge - Manual Svc Order vs. Electronic-Disc Add'l			
													OSS Rates(\$)						
								Rec	First	Add'l	First	Add'l	SOMEC	SOMAN	SOMAN	SOMAN	SOMAN	SOMAN	
							UDL	ULCC5	10.51	21.07	20.96	10.78	10.71			19.99	19.99	19.99	19.99
							UDL	ULCC6	10.51	21.07	20.96	10.78	10.71			19.99	19.99	19.99	19.99
UNE OTHER, PROVISIONING ONLY - NO RATE																			
							UENTW	UNDBX											
							UENTW	UENCE											
							UEANL,UEF,UEQ,UENTW	UNECN											
UNE OTHER, PROVISIONING ONLY - NO RATE																			
							UAL,UCL,UDC,UDL,UDN,UEA,UHL,ULC	UNECN	0.00	0.00									
							UEA,UDN,UCL,UDC	USBFQ	0.00	0.00									
							UEA,USL,UCL,UDL	USBFR	0.00	0.00									
							USL	CCOSF	0.00	0.00									
							USL	CCOEF	0.00	0.00									
HIGH CAPACITY UNBUNDLED LOCAL LOOP																			
							UE3	1L5ND	10.16										
							UE3	UE3PX	374.52	903.03	527.87	238.97	167.16			31.31	31.31	3.93	3.93
							UDLSX	1L5ND	10.16										
							UDLSX	UDLS1	387.67	903.03	527.87	238.97	167.16			31.31	31.31	3.93	3.93
LOOP MAKE-UP																			
						I	UMK	UMKLW		131.22	131.22								
						I	UMK	UMKLP		136.93	136.93								
						I	UMK	PSUMK		0.9809855	0.9809855								
HIGH FREQUENCY SPECTRUM																			
SPLITTERS-CENTRAL OFFICE BASED																			
							ULS	ULSDA	178.25	377.58	0.00	355.96	0.00			27.37	12.97	17.77	17.77
							ULS	ULSDB	44.56	377.58	0.00	355.96	0.00			27.37	12.97	17.77	17.77
						I	ULS	ULSD8	12.73	377.58	0.00	355.96	0.00			27.37	12.97	17.77	17.77
							ULS	ULSDG		172.94		99.67				27.37	12.97	17.77	17.77
END USER ORDERING-CENTRAL OFFICE BASED-HIGH FREQUENCY SPECTRUM AKA LINE SHARING																			
							ULS	ULSDC	0.61	37.01	21.19	20.02	9.83			27.37	12.97	17.77	17.77
							ULS	ULSDS		32.77	16.37					27.37	12.97	17.77	17.77
							ULS	ULSCS		32.77	16.37					27.37	12.97	17.77	17.77
						I	ULS	ULSCC	0.61	47.44	19.31	20.02	9.83			27.37	12.97	17.77	17.77
						I	UEPSR UEPSB	UREOS	0.61										
						I	UEPSR UEPSB	UREBP	0.641	37.01	21.19	20.02	9.83			27.37	12.97	17.77	17.77
						I	UEPSR UEPSB	UREBV	0.639	37.01	21.19	20.02	9.83			27.37	12.97	17.77	17.77
UNBUNDLED DEDICATED TRANSPORT																			
NOTE: INTEROFFICE CHANNEL DEDICATED TRANSPORT - minimum billing period - below DS3=one month, DS3/STS-1=four months																			
INTEROFFICE CHANNEL - DEDICATED TRANSPORT																			
							U1TVX	1L5XX	0.0101										

UNBUNDLED NETWORK ELEMENTS - Alabama												Attachment: 2		Exhibit: B		
CATEGORY	RATE ELEMENTS	Interim	Zone	BCS	USOC	RATES(\$)				Svc Order Submitted Elec per LSR	Svc Order Submitted Manually per LSR	Incremental Charge - Manual Svc Order vs. Electronic-1st	Incremental Charge - Manual Svc Order vs. Electronic-Add'l	Incremental Charge - Manual Svc Order vs. Electronic-Disc 1st	Incremental Charge - Manual Svc Order vs. Electronic-Disc Add'l	
							Nonrecurring		Nonrecurring Disconnect		OSS Rates(\$)					
						Rec	First	Add'l	First	Add'l	SOME C	SOMAN	SOMAN	SOMAN	SOMAN	SOMAN
	Interoffice Channel - Dedicated Transport- 2- Wire Voice Grade - Facility Termination per month			U1TVX	U1TV2	24.15	81.07	54.82	33.47	13.79			31.31	31.31	3.93	3.93
	Interoffice Channel - Dedicated Transport - 2-Wire Voice Grade Rev Bat - Per Mile per month			U1TVX	1L5XX	0.0101										
	Interoffice Channel - Dedicated Transport- 2- Wire VG Rev Bat - Facility Termination per month			U1TVX	U1TR2	24.15	81.07	54.82	33.47	13.79			31.31	31.31	3.93	3.93
	Interoffice Channel - Dedicated Transport - 4-Wire Voice Grade - Per Mile per month			U1TVX	1L5XX	0.0101										
	Interoffice Channel - Dedicated Transport - 4- Wire Voice Grade - Facility Termination per month			U1TVX	U1TV4	21.41	81.07	54.82	33.47	13.79			31.31	31.31	3.93	3.93
	Interoffice Channel - Dedicated Transport - 56 kbps - per mile per month			U1TDX	1L5XX	0.0101										
	Interoffice Channel - Dedicated Transport - 56 kbps - Facility Termination per month			U1TDX	U1TD5	17.28	81.07	54.82	33.47	13.79			31.31	31.31	3.93	3.93
	Interoffice Channel - Dedicated Transport - 64 kbps - per mile per month			U1TDX	1L5XX	0.0101										
	Interoffice Channel - Dedicated Transport - 64 kbps - Facility Termination per month			U1TDX	U1TD6	17.28	81.07	54.82	33.47	13.79			31.31	31.31	3.93	3.93
	Interoffice Channel - Dedicated Channel - DS1 - Per Mile per month			U1TD1	1L5XX	0.2067										
	Interoffice Channel - Dedicated Tranport - DS1 - Facility Termination per month			U1TD1	U1TF1	68.75	178.53	163.61	32.70	28.88			31.31	31.31	3.93	3.93
	Interoffice Channel - Dedicated Transport - DS3 - Per Mile per month			U1TD3	1L5XX	4.67										
	Interoffice Channel - Dedicated Transport - DS3 - Facility Termination per month			U1TD3	U1TF3	804.02	557.49	325.51	120.39	116.91			31.31	31.31	3.93	3.93
	Interoffice Channel - Dedicated Transport - STS-1 - Per Mile per month			U1TS1	1L5XX	4.67										
	Interoffice Channel - Dedicated Transport - STS-1 - Facility Termination per month			U1TS1	U1TFS	801.57	557.49	325.51	120.39	116.91			31.31	31.31	3.93	3.93
	LOCAL CHANNEL - DEDICATED TRANSPORT															
	NOTE: LOCAL CHANNEL DEDICATED TRANSPORT - minimum billing period - below DS3=one month, DS3/STS-1=four months															
	Local Channel - Dedicated - 2-Wire Voice Grade Per Month			ULDVX	ULDV2	15.96	386.19	66.33	73.28	6.39			31.31	31.31	3.93	3.93
	Local Channel - Dedicated - 2-Wire Voice Grade Rev Bat per month			ULDVX	ULDR2	15.96	386.19	66.33	73.28	6.39			31.31	31.31	3.93	3.93
	Local Channel - Dedicated - 4-Wire Voice Grade per month			UNDVX	ULDV4	17.06	387.19	67.20	74.22	7.33			31.31	31.31	3.93	3.93
	Local Channel - Dedicated - DS1 per month - Zone 1		1	ULDD1	ULDF1	41.52	354.94	307.43	44.38	30.52			31.31	31.31	3.93	3.93
	Local Channel - Dedicated - DS1 per month - Zone 2		2	ULDD1	ULDF1	61.05	354.94	307.43	44.38	30.52			31.31	31.31	3.93	3.93
	Local Channel - Dedicated - DS1 per month - Zone 3		3	ULDD1	ULDF1	47.29	354.94	307.43	44.38	30.52			31.31	31.31	3.93	3.93
	Local Channel - Dedicated - DS3 - Per Mile per month			ULDD3	1L5NC	7.91										
	Local Channel - Dedicated - DS3 - Facility Termination per month			ULDD3	ULDF3	476.04	903.03	527.87	238.87	167.16			31.31	31.31	3.93	3.93
	Local Channel - Dedicated - STS-1- Per Mile per month			ULDS1	1L5NC	7.91										
	Local Channel - Dedicated - STS-1 - Facility Termination per month			ULDS1	ULDFS	466.84	903.03	527.87	238.87	167.16			31.31	31.31	3.93	3.93
MULTIPLEXERS																
	Channelization - DS1 to DS0 Channel System			UXTD1	MQ1	122.50	182.08	125.14	21.07	19.58			31.31	31.31	3.93	3.93
	OCU-DP COCI (data) - DS1 to DS0 Channel System - per month (2.4-64kbs)			UDL	1D1DD	1.36	13.15	9.43					31.31	31.31	3.93	3.93
	2-wire ISDN COCI (BRITE) - DS1 to DS0 Channel Systsem - per month			UDN	UC1CA	2.92	13.15	9.43					31.31	31.31	3.93	3.93
	Voice Grade COCI - DS1 to DS0 Channel System - per month			UEA	1D1VG	0.64	13.15	9.43					31.31	31.31	3.93	3.93
	DS3 to DS1 Channel System per month			UXTD3	MQ3	201.37	356.28	187.94	66.51	63.65			31.31	31.31	3.93	3.93
	STS1 to DS1 Channel System per month			UXTS1	MQ3	201.37	356.28	187.94	66.51	63.65			31.31	31.31	3.93	3.93
	DS3 Interface Unit (DS1 COCI) used with Loop per month			USL	UC1D1	15.39	13.15	9.43					31.31	31.31	3.93	3.93
	DS3 Interface Unit (DS1 COCI) used with Local Channel per month			ULDD1	UC1D1	15.39	13.15	9.43					31.31	31.31	3.93	3.93
	DS3 Interface Unit (DS1 COCI) used with Interoffice Channel per month			U1TD1	UC1D1	15.39	13.15	9.43					31.31	31.31	3.93	3.93

UNBUNDLED NETWORK ELEMENTS - Alabama												Attachment: 2		Exhibit: B			
CATEGORY	RATE ELEMENTS					Interim	Zone	BCS	USOC	RATES(\$)		Svc Order Submitted Elec per LSR	Svc Order Submitted Manually per LSR	Incremental Charge - Manual Svc Order vs. Electronic-1st	Incremental Charge - Manual Svc Order vs. Electronic-Add'l	Incremental Charge - Manual Svc Order vs. Electronic-Disc 1st	Incremental Charge - Manual Svc Order vs. Electronic-Disc Add'l
														OSS Rates(\$)			
														SOME C	SOMAN	SOMAN	SOMAN
DARK FIBER																	
		Dark Fiber, Four Fiber Strands, Per Route Mile or Fraction Thereof per month - Local Channel			UDF	1L5DC	68.84										
		NRC Dark Fiber - Local Channel			UDF	UDFC4		1,278.17	275.73	634.11	395.32				31.31	31.31	3.93
		Dark Fiber, Four Fiber Strands, Per Route Mile or Fraction Thereof per month - Interoffice Channel			UDF	1L5DF	25.53										
		NRC Dark Fiber - Interoffice Channel			UDF	UDF14		1,278.17	275.73	634.11	395.32				31.31	31.31	3.93
		Dark Fiber, Four Fiber Strands, Per Route Mile or Fraction Thereof per month - Local Loop			UDF	1L5DL	68.84										
		NRC Dark Fiber - Local Loop			UDF	UDFL4		1,278.17	275.73	634.11	395.32				31.31	31.31	3.93
8XX ACCESS TEN DIGIT SCREENING																	
		8XX Access Ten Digit Screening, Per Call			OHD		0.0005										
		8XX Access Ten Digit Screening, Reservation Charge Per 8XX Number Reserved			OHD	N8R1X		7.13	0.97						27.37	27.37	17.75
		8XX Access Ten Digit Screening, Per 8XX No. Established W/O POTS Translations			OHD			15.88	1.97	10.04	0.97				27.37	27.37	17.75
		8XX Access Ten Digit Screening, Per 8XX No. Established With POTS Translations			OHD	N8FTX		15.88	1.97	10.04	0.97				27.37	27.37	17.75
		8XX Access Ten Digit Screening, Customized Area of Service Per 8XX Number			OHD	N8FCX		5.69	2.85						27.37	27.37	17.75
		8XX Access Ten Digit Screening, Multiple InterLATA CXR Routing Per CXR Requested Per 8XX No.			OHD	N8FMX		6.66	3.81						27.37	27.37	17.75
		8XX Access Ten Digit Screening, Change Charge Per Request			OHD	N8FAX		8.10	0.97						27.37	27.37	17.75
		8XX Access Ten Digit Screening, Call Handling and Destination Features			OHD	N8FDX		5.69							27.37	27.37	17.75
LINE INFORMATION DATA BASE ACCESS (LIDB)																	
		LIDB Common Transport Per Query			OQT		0.00004										
		LIDB Validation Per Query			OQU		0.0142										
		LIDB Originating Point Code Establishment or Change			OQT, OQU	NRPBX		64.36							27.37	27.37	17.75
SIGNALING (CCS7)																	
		CCS7 Signaling Termination, Per STP Port			UDB	PT8SX	148.72										
		CCS7 Signaling Usage, Per TCAP Message			UDB		0.0001										
		CCS7 Signaling Connection, Per link (A link)			UDB	TPP++	18.79	171.98	171.98	135.70	135.70				25.93	25.93	16.31
		CCS7 Signaling Connection, Per link (B link) (also known as D link)			UDB	TPP++	18.79	171.98	171.98	135.70	135.70				25.93	25.93	16.31
		CCS7 Signaling Usage, Per ISUP Message			UDB		0.00004										
		CCS7 Signaling Usage Surrogate, per link per LATA			UDB	STU56	376.12										
		CCS7 Signaling Point Code, per Originating Point Code Establishment or Change, per STP affected			UDB	CCAPO		40.00	40.00						25.93	25.93	16.31
		CCS7 Signaling Point Code, per Destination Point Code Establishment or Change, Per Stp Affected			UDB	CCAPD		8.00	8.00						25.93	25.93	16.31
E911 SERVICE																	
		Local Channel - Dedicated - 2-wr Voice Grade					13.91	382.95	62.40						18.94	8.42	
		Interoffice Transport - Dedicated - 2-wr Voice Grade Per Mile					0.0222										
		Interoffice Transport - Dedicated - 2-wr Voice Grade Per Facility Termination					17.07	79.61	36.08						18.94	18.94	
		Local Channel - Dedicated - DS1					38.36	356.15	312.89						44.22		
		Interoffice Transport - Dedicated - DS1 Per Mile					0.4523										
		Interoffice Transport - Dedicated - DS1 Per Facility Termination					78.47	147.07	111.75						18.94	18.94	
CALLING NAME (CNAM) SERVICE																	
		CNAM for DB Owners, Per Query			OQV		0.01										
		CNAM for Non DB Owners, Per Query			OQV		0.01										
		CNAM (Non-Databs Owner), NRC, applies when using the Character Based User Interface (CHUI)			OQV	CDDCH		595.00	595.00						27.37	27.37	17.75
OPERATOR CALL PROCESSING																	
		Oper. Call Processing - Oper. Provided, Per Min. - Using BST LIDB					1.20										

UNBUNDLED NETWORK ELEMENTS - Alabama												Attachment: 2		Exhibit: B			
CATEGORY	RATE ELEMENTS		Interim	Zone	BCS	USOC	RATES(\$)				Svc Order Submitted Elec per LSR	Svc Order Submitted Manually per LSR	Incremental Charge - Manual Svc Order vs. Electronic-1st	Incremental Charge - Manual Svc Order vs. Electronic-Add'l	Incremental Charge - Manual Svc Order vs. Electronic-Disc 1st	Incremental Charge - Manual Svc Order vs. Electronic-Disc Add'l	
								Nonrecurring		Nonrecurring Disconnect		OSS Rates(\$)					
							Rec	First	Add'l	First	Add'l	SOME C	SOMAN	SOMAN	SOMAN	SOMAN	SOMAN
		Oper. Call Processing - Oper. Provided, Per Min. - Using Foreign LIDB					1.24										
		Oper. Call Processing - Fully Automated, per Call - Using BST LIDB					0.20										
		Oper. Call Processing - Fully Automated, per Call - Using Foreign LIDB					0.20										
INWARD OPERATOR SERVICES																	
		Inward Operator Services - Verification, Per Minute					1.15										
		Inward Operator Services - Verification and Emergency Interrupt - Per Minute					1.15										
BRANDING - OPERATOR CALL PROCESSING																	
		Recording of Custom Branded OA Announcement				CBAOS		7,000.00	7,000.00					19.99	19.99	19.99	19.99
		Loading of Custom Branded OA Announcement per shelf/NAV				CBAOL		500.00	500.00					19.99	19.99		
		Unbranding via OLNS for UNEP CLEC															
		Loading of OA per OCN (Regional)						1,200.00	1,200.00								
DIRECTORY ASSISTANCE SERVICES																	
		DIRECTORY ASSISTANCE ACCESS SERVICE															
		Directory Assistance Access Service Calls, Charge Per Call					0.275										
		DIRECTORY ASSISTANCE CALL COMPLETION ACCESS SERVICE (DACC)															
		Directory Assistance Call Completion Access Service (DACC), Per Call Attempt					0.10										
		NUMBER SERVICES INTERCEPT ACCESS SERVICE															
DIRECTORY ASSISTANCE SERVICES																	
		DIRECTORY ASSISTANCE DATA BASE SERVICE (DADS)															
		Directory Assistance Data Base Service Charge Per Listing					0.04										
		Directory Assistance Data Base Service, per month				DBSOF	150.00										
BRANDING - DIRECTORY ASSISTANCE																	
		Facility Based CLEC															
		Recording and Provisioning of DA Custom Branded Announcement			AMT	CBADA		6,000.00	6,000.00								
		Loading of Custom Branded Announcement per DRAM Card/Switch			AMT	CBADC		1,170.00	1,170.00								
UNEP CLEC																	
		Recording of DA Custom Branded Announcement						3,000.00	3,000.00								
		Loading of DA Custom Branded Announcement per DRAM Card/Switch per OCN						1,170.00	1,170.00								
		Unbranding via OLNS for UNEP CLEC															
		Loading of DA per OCN (1 OCN per Order)						420.00	420.00								
		Loading of DA per Switch per OCN						16.00	16.00								
SELECTIVE ROUTING																	
		Selective Routing Per Unique Line Class Code Per Request Per Switch				USRCR		230.60	230.60					40.71	9.58		
VIRTUAL COLLOCATION																	
		Virtual Collocation - Application Cost			AMTFS	EAF		2,848.30	2,848.30								
		Virtual Collocation - Cable Installation Cost, per cable			AMTFS	ESPCX		2,750.00	2,750.00								
		Virtual Collocation - Floor Space, per sq. ft.			AMTFS	ESPVX	3.20										
		Virtual Collocation - Power, per breaker amp			AMTFS	ESPAX	3.48										
		Virtual Collocation - Cable Support Structure, per entrance cable			AMTFS	ESPSX	13.35										
		Virtual Collocation - 2-wire Cross Connects (loop)			UEANL, UEA, UDN, UDC, UAL, UHL, UCL, UEQ, AMTFS, UDL, UNCVX, UNCDX, UNCNX	UEAC2	0.28	30.76	29.40	12.75	11.38			19.99	19.99	19.99	19.99
		Virtual Collocation - 4-wire Cross Connects (loop)			UEA, UHL, UCL, UDL, AMTFS, UAL, UDN, UNCVX, UNCDX	UEAC4	0.56	66.71	50.43	12.82	11.39			19.99	19.99	19.99	19.99

UNBUNDLED NETWORK ELEMENTS - Alabama													Attachment: 2		Exhibit: B			
CATEGORY		RATE ELEMENTS		Interim	Zone	BCS	USOC	RATES(\$)					Svc Order Submitted Elec per LSR	Svc Order Submitted Manually per LSR	Incremental Charge - Manual Svc Order vs. Electronic-1st	Incremental Charge - Manual Svc Order vs. Electronic-Add'l	Incremental Charge - Manual Svc Order vs. Electronic-Disc 1st	Incremental Charge - Manual Svc Order vs. Electronic-Disc Add'l
									Nonrecurring		Nonrecurring Disconnect		OSS Rates(\$)					
								Rec	First	Add'l	First	Add'l	SOME C	SOMAN	SOMAN	SOMAN	SOMAN	SOMAN
						AMTFS,UDL12,UDLO3, U1T48,U1T12, U1T03,ULDO3, ULD12,ULD48, UDF	CNC2F	12.10	55.46	39.18	16.83	13.27			19.99	19.99	19.99	19.99
						AMTFS,UDL12,UDLO3, U1T48,U1T12, U1T03,ULDO3, ULD12,ULD48, UDF	CNC4F	21.75	66.71	50.43	21.86	18.31			19.99	19.99	19.99	19.99
						USL,ULC,AMTFS,ULR, UXTD1,UNC1X, ULDD1,U1TD1, USLEL,UNLD1	CNC1X	7.50	155.00	14.00								
						USL,ULC,AMTFS,U E3, U1TD3, UXTS1,UXTD3, UNC3X,UNC3X, ULDD3,U1TS1, ULDS1,UDLSX, UNLD3	CND3X	56.25	151.90	11.83								
						Virtual Collocation - Co-Carrier Cross Connects - Fiber Cable Support Structure, per linear foot	AMTFS	VE1CB	0.0026									
						Virtual Collocation - Co-Carrier Cross Connects - Copper/Coax Cable Support Structure, per linear ft	AMTFS	VE1CD	0.0038									
						Virtual Collocation - Co-Carrier Cross Connects - Fiber Cable Support Structure,per cable	AMTFS	VE1CC		535.37								
						Virtual Collocation - Co-Carrier Cross Connects - Copper/Coax Cable Support Structure, per cable	AMTFS	VE1CE		535.37								
						Virtual collocation - Security Escort - Basic, per half hour	AMTFS	SPTBX		41.00	25.00							
						Virtual collocation - Security Escort - Overtime, per half hour	AMTFS	SPTOX		48.00	30.00							
						Virtual collocation - Security Escort - Premium, per half hour	AMTFS	SPTPX		55.00	35.00							
						Virtual collocation - Maintenance in CO - Basic, per half hour	AMTFS	CTRLX		30.64	30.64							
						Virtual collocation - Maintenance in CO - Overtime, per half hour	AMTFS	SPTOM		35.77	35.77							
						Virtual collocation - Maintenance in CO - Premium per half hour	AMTFS	SPTPM		40.90	40.90							
VIRTUAL COLLOCATION																		
						Virtual Collocation - 2-wire Cross Connect, Exchange Port 2-Wire Analog - Res	UEPSR	VE1R2	0.28	30.76	29.40	12.75	11.38		27.37	12.97	17.77	1.44
						Virtual Collocation 2-Wire Cross Connect, Exchange Port 2-Wire Line Side PBX Trunk - Bus	UEPSP	VE1R2	0.28	30.76	29.40	12.75	11.38		27.37	12.97	17.77	1.44
						Virtual Collocation 2-Wire Cross Connect, Exchange Port 2-Wire Voice Grade PBX Trunk - Res	UEPSE	VE1R2	0.28	30.76	29.40	12.75	11.38		27.37	12.97	17.77	1.44
						Virtual Collocation 2-Wire Cross Connect, Exchange Port 2-Wire Analog Bus	UEPSB	VE1R2	0.28	30.76	29.40	12.75	11.38		27.37	12.97	17.77	1.44
						Virtual Collocation 2-Wire Cross Connect, Exchange Port 2-Wire ISDN	UEPSX	VE1R2	0.28	30.76	29.40	12.75	11.38		27.37	12.97	17.77	1.44
						Virtual Collocation 2-Wire Cross Connect, Exchange Port 2-Wire ISDN	UEPTX	VE1R2	0.28	30.76	29.40	12.75	11.38		27.37	12.97	17.77	1.44
						Virtual Collocation 4-Wire Cross Connect, Exchange Port 4-Wire ISDN DS1	UEPEX	VE1R4	0.56	66.71	50.43				27.37	12.97	17.77	1.44
VIRTUAL COLLOCATION																		
						Virtual Collocation-2 Wire Cross Connects (Loop) for Line Splitting	UEPSR, UEPSB	VE1LS	0.0287	24.59	23.59	12.05	10.87		19.99	19.99	19.99	19.99
AIN SELECTIVE CARRIER ROUTING																		
						Regional Service Establishment	I	SRC	SRCEC		202,197.82		17,181.39		27.37	27.37	27.37	27.37
						End Office Establishment	I	SRC	SRCEO		339.75	339.75	3.39	3.39		27.37	27.37	27.37
						Query NRC, per query	I	SRC		0.0031412								

UNBUNDLED NETWORK ELEMENTS - Alabama												Attachment: 2		Exhibit: B			
CATEGORY	RATE ELEMENTS		Interim	Zone	BCS	USOC	RATES(\$)				Svc Order Submitted Elec per LSR	Svc Order Submitted Manually per LSR	Incremental Charge - Manual Svc Order vs. Electronic-1st	Incremental Charge - Manual Svc Order vs. Electronic-Add'l	Incremental Charge - Manual Svc Order vs. Electronic-Disc 1st	Incremental Charge - Manual Svc Order vs. Electronic-Disc Add'l	
							Rec	First	Add'l	First	Add'l	OSS Rates(\$)					
AIN - BELL SOUTH AIN SMS ACCESS SERVICE																	
		AIN SMS Access Service - Service Establishment, Per State, Initial Setup			A1N	CAMSE		197.49	197.49	114.22	114.22			27.37	27.37	17.75	17.75
		AIN SMS Access Service - Port Connection - Dial/Shared Access			A1N	CAMDP		64.05	64.05	27.04	27.04			27.37	27.37	17.75	17.75
		AIN SMS Access Service - Port Connection - ISDN Access			A1N	CAM1P		64.05	64.05	27.04	27.04			27.37	27.37	17.75	17.75
		AIN SMS Access Service - User Identification Codes - Per User ID Code			A1N	CAMAU		141.84	141.84	70.05	70.05			27.37	27.37	17.75	17.75
		AIN SMS Access Service - Security Card, Per User ID Code, Initial or Replacement			A1N	CAMRC		142.13	142.13	35.26	35.26			27.37	27.37	17.75	17.75
		AIN SMS Access Service - Storage, Per Unit (100 Kilobytes)					0.0026										
		AIN SMS Access Service - Session, Per Minute					0.0892										
		AIN SMS Access Service - Company Performed Session, Per Minute					2.08										
AIN - BELL SOUTH AIN TOOLKIT SERVICE																	
		AIN Toolkit Service - Service Establishment Charge, Per State, Initial Setup			CAM	BAPSC		192.69	192.69	114.22	114.22			27.37	27.37	17.75	17.75
		AIN Toolkit Service - Training Session, Per Customer				BAPVX		8,363.00	8,363.00					27.37	27.37	17.75	17.75
		AIN Toolkit Service - Trigger Access Charge, Per Trigger, Per DN, Term, Attempt				BAPTT		49.64	49.64	27.04	27.04			27.37	27.37	17.75	17.75
		AIN Toolkit Service - Trigger Access Charge, Per Trigger, Per DN, Off-Hook Delay				BAPTD		49.64	49.64	27.04	27.04			27.37	27.37	17.75	17.75
		AIN Toolkit Service - Trigger Access Charge, Per Trigger, Per DN, Off-Hook Immediate				BAPTM		49.64	49.64	27.04	27.04			27.37	27.37	17.75	17.75
		AIN Toolkit Service - Trigger Access Charge, Per Trigger, Per DN, 10-Digit PODP				BAPTO		117.98	117.98	37.90	37.90			27.37	27.37	17.75	17.75
		AIN Toolkit Service - Trigger Access Charge, Per Trigger, Per DN, CDP				BAPTC		117.98	117.98	37.90	37.90			27.37	27.37	17.75	17.75
		AIN Toolkit Service - Trigger Access Charge, Per Trigger, Per DN, Feature Code				BAPTF		117.98	117.98	37.90	37.90			27.37	27.37	17.75	17.75
		AIN Toolkit Service - Query Charge, Per Query					0.024										
		AIN Toolkit Service - Type 1 Node Charge, Per AIN Toolkit Subscription, Per Node, Per Query					0.006										
		AIN Toolkit Service - SCP Storage Charge, Per SMS Access Account, Per 100 Kilobytes					1.63										
		AIN Toolkit Service - Monthly report - Per AIN Toolkit Service Subscription			CAM	BAPMS	16.00	44.56	44.56	31.84	31.84			27.37	27.37	17.75	17.75
		AIN Toolkit Service - Special Study - Per AIN Toolkit Service Subscription			CAM	BAPLS	0.10	47.74	47.74	15.90	15.90			27.37	27.37	17.75	17.75
		AIN Toolkit Service - Call Event Report - Per AIN Toolkit Service Subscription			CAM	BAPDS	15.90	44.56	44.56	31.84	31.84			27.37	27.37	17.75	17.75
		AIN Toolkit Service - Call Event Special Study - Per AIN Toolkit Service Subscription			CAM	BAPES	0.003	47.74	47.74					27.37	27.37	17.75	17.75
ENHANCED EXTENDED LINK (EELs)																	
NOTE: New EELs available in GA, TN, KY, LA, MS, & SC and density zone 1 of following MSAs: Orlando, FL; Miami, FL; Ft. Lauderdale, FL;																	
NOTE: Charlotte-Gastonia-Rockhill, NC; Greensboro-Winston Salem-High Point, NC. Use all rates below except Switch As Is Charge.																	
NOTE: In all states, EEL network elements shown below also apply to currently combined facilities which are converted to UNE rates. A Switch As Is Charge applies to currently combined facilities converted to UNEs.(Non-recurring rates do not apply.)																	
NOTE: In GA, TN, KY, LA, MS & SC the EEL network elements apply to ordinarily combined network elements.(No Switch As Is Charge.)																	
2-WIRE VOICE GRADE EXTENDED LOOP WITH DEDICATED DS1 INTEROFFICE TRANSPORT (EEL)																	
		First 2-Wire VG Loop(SL2) in a DS1 Interofficed Transport Combination - Zone 1		1	UNCVX	UEAL2	17.95										
		First 2-Wire VG Grade Loop(SL2) in a DS1 Interofficed Transport Combination - Zone 2		2	UNCVX	UEAL2	29.16										
		First 2-Wire VG Grade Loop(SL2) in a DS1 Interofficed Transport Combination - Zone 3		3	UNCVX	UEAL2	52.84										
		Interoffice Transport - Dedicated - DS1 combination - Per Mile per month			UNC1X	1L5XX	0.2067										
		Interoffice Transport - Dedicated - DS1 combination - Facility Termination per month			UNC1X	U1TF1	68.75										

UNBUNDLED NETWORK ELEMENTS - Alabama												Attachment: 2		Exhibit: B			
CATEGORY	RATE ELEMENTS		Interim	Zone	BCS	USOC	RATES(\$)				Svc Order Submitted Elec per LSR	Svc Order Submitted Manually per LSR	Incremental Charge - Manual Svc Order vs. Electronic-1st	Incremental Charge - Manual Svc Order vs. Electronic-Add'l	Incremental Charge - Manual Svc Order vs. Electronic-Disc 1st	Incremental Charge - Manual Svc Order vs. Electronic-Disc Add'l	
								Nonrecurring		Nonrecurring Disconnect		OSS Rates(\$)					
							Rec	First	Add'l	First	Add'l	SOME C	SOMAN	SOMAN	SOMAN	SOMAN	SOMAN
		DS1 Channelization System Per Month			UNC1X	MQ1	122.50										
		Voice Grade COCI - DS1 To Ds0 Interface - Per Month			UNCVX	1D1VG	0.64										
		Each Additional 2-Wire VG Loop(SL 2) in the same DS1 Interoffice Transport Combination - Zone 1		1	UNCVX	UEAL2	17.95										
		Each Additional 2-Wire VG Loop(SL2) in the same DS1 Interoffice Transport Combination - Zone 2		2	UNCVX	UEAL2	29.16										
		Each Additional 2-Wire VG Loop(SL2) in the same DS1 Interoffice Transport Combination - Zone 3		3	UNCVX	UEAL2	52.84										
		Voice Grade COCI - DS1 to DS0 Channel System combination - per month			UNCVX	1D1VG	0.64										
		Nonrecurring Currently Combined Network Elements Switch -As-Is Charge			UNC1X	UNCCC		11.18	11.18	13.96	13.96		31.31	31.31	3.93	3.93	
	4-WIRE VOICE GRADE EXTENDED LOOP WITH DEDICATED DS1 INTEROFFICE TRANSPORT (EEL)																
		First 4-Wire Analog Voice Grade Loop in a DS1 Interoffice Transport Combination - Zone 1		1	UNCVX	UEAL4	24.01										
		First 4-Wire Analog Voice Grade Loop in a DS1 Interoffice Transport Combination - Zone 2		2	UNCVX	UEAL4	39.00										
		First 4-Wire Analog Voice Grade Loop in a DS1 Interoffice Transport Combination - Zone 3		3	UNCVX	UEAL4	70.67										
		Interoffice Transport - Dedicated - DS1 combination - Per Mile Per Month			UNC1X	1L5XX	0.2067										
		Interoffice Transport - Dedicated - DS1 - Facility Termination Per Month			UNC1X	U1TF1	68.75										
		Channelization - Channel System DS1 to DS0 combination Per Month			UNC1X	MQ1	122.50										
		Voice Grade COCI - DS1 to DS0 Channel System combination - per month			UNCVX	1D1VG	0.64										
		Additional 4-Wire Analog Voice Grade Loop in same DS1 Interoffice Transport Combination - Zone 1		1	UNCVX	UEAL4	24.01										
		Additional 4-Wire Analog Voice Grade Loop in same DS1 Interoffice Transport Combination - Zone 2		2	UNCVX	UEAL4	39.00										
		Additional 4-Wire Analog Voice Grade Loop in same DS1 Interoffice Transport Combination - Zone 3		3	UNCVX	UEAL4	70.67										
		Voice Grade COCI - DS1 to DS0 Channel System combination - per month			UNCVX	1D1VG	0.64										
		Nonrecurring Currently Combined Network Elements Switch -As-Is Charge			UNC1X	UNCCC		11.18	11.18	13.96	13.96		31.31	31.31	3.93	3.93	
	4-WIRE 56 KBPS EXTENDED DIGITAL LOOP WITH DEDICATED DS1 INTEROFFICE TRANSPORT (EEL)																
		First 4-Wire 56Kbps Digital Grade Loop in a DS1 Interoffice Transport Combination - Zone 1		1	UNCDX	UDL56	27.33										
		First 4-wire 56Kbps Digital Grade Loop in a DS1 Interoffice Transport Combination - Zone 2		2	UNCDX	UDL56	44.40										
		First 4-Wire 56Kbps Digital Grade Loop in a DS1 Interoffice Transport Combination - Zone 3		3	UNCDX	UDL56	80.45										
		Interoffice Transport - Dedicated - DS1 combination - Per Mile Per Month			UNC1X	1L5XX	0.2067										
		Interoffice Transport - Dedicated - DS1 - combination Facility Termination Per Month			UNC1X	U1TF1	68.75										
		Channelization - Channel System DS1 to DS0 combination Per Month			UNC1X	MQ1	122.50										
		OCU-DP COCI (data) - DS1 to DS0 Channel System - per month (2.4-64kbs)			UNCDX	1D1DD	1.36										
		Additional 4-Wire 56Kbps Digital Grade Loop in same DS1 Interoffice Transport Combination - Zone 1		1	UNCDX	UDL56	27.33										
		Additional 4-Wire 56Kbps Digital Grade Loop in same DS1 Interoffice Transport Combination - Zone 2		2	UNCDX	UDL56	44.40										
		Additional 4-Wire 56Kbps Digital Grade Loop in same DS1 Interoffice Transport Combination - Zone 3		3	UNCDX	UDL56	80.45										

UNBUNDLED NETWORK ELEMENTS - Alabama												Attachment: 2		Exhibit: B			
CATEGORY		RATE ELEMENTS		Interim	Zone	BCS	USOC	RATES(\$)				Svc Order Submitted Elec per LSR	Svc Order Submitted Manually per LSR	Incremental Charge - Manual Svc Order vs. Electronic-1st	Incremental Charge - Manual Svc Order vs. Electronic-Add'l	Incremental Charge - Manual Svc Order vs. Electronic-Disc 1st	Incremental Charge - Manual Svc Order vs. Electronic-Disc Add'l
								Rec	Nonrecurring		Nonrecurring Disconnect		OSS Rates(\$)				
									First	Add'l	First	Add'l	SOME C	SOMAN	SOMAN	SOMAN	SOMAN
			OCU-DP COCI (data) - DS1 to DS0 Channel System - combination per month (2.4-64kbs)			UNCDX	1D1DD	1.36									
			Nonrecurring Currently Combined Network Elements Switch -As-Is Charge			UNC1X	UNCCC		11.18	11.18	13.96	13.96			31.31	31.31	3.93
		4-WIRE 64 KBPS EXTENDED DIGITAL LOOP WITH DEDICATED DS1 INTEROFFICE TRANSPORT (EEL)															
			First 4-Wire 64Kbps Digital Grade Loop in a DS1 Interoffice Transport Combination - Zone 1		1	UNCDX	UDL64	27.33									
			First 4-Wire 64Kbps Digital Grade Loop in a DS1 Interoffice Transport Combination - Zone 2		2	UNCDX	UDL64	44.40									
			First 4-Wire 64Kbps Digital Grade Loop in a DS1 Interoffice Transport Combination - Zone 3		3	UNCDX	UDL64	80.45									
			Interoffice Transport - Dedicated - DS1 combination - Per Mile Per Month			UNC1X	1L5XX	0.2067									
			Interoffice Transport - Dedicated - DS1 combination - Facility Termination Per Month			UNC1X	U1TF1	68.75									
			Channelization - Channel System DS1 to DS0 combination Per Month			UNC1X	MQ1	122.50									
			OCU-DP COCI (data) - DS1 to DS0 Channel System combination - per month (2.4-64kbs)			UNCDX	1D1DD	1.36									
			Additional 4-Wire 64Kbps Digital Grade Loop in same DS1 Interoffice Transport Combination - Zone 1		1	UNCDX	UDL64	27.33									
			Additional 4-Wire 64Kbps Digital Grade Loop in same DS1 Interoffice Transport Combination - Zone 2		2	UNCDX	UDL64	44.40									
			Additional 4-Wire 64Kbps Digital Grade Loop in same DS1 Interoffice Transport Combination - Zone 3		3	UNCDX	UDL64	80.45									
			OCU-DP COCI (data) - DS1 to DS0 Channel System combination - per month (2.4-64kbs)			UNCDX	1D1DD	1.36									
			Nonrecurring Currently Combined Network Elements Switch -As-Is Charge			UNC1X	UNCCC		11.18	11.18	13.96	13.96			31.31	31.31	3.93
		4-WIRE DS1 DIGITAL EXTENDED LOOP WITH DEDICATED DS1 INTEROFFICE TRANSPORT (EEL)															
			4-Wire DS1 Digital Loop in Combination with DS1 Interoffice Transport - Zone 1		1	UNC1X	USLXX	51.74									
			4-Wire DS1 Digital Loop in Combination with DS1 Interoffice Transport - Zone 2		2	UNC1X	USLXX	84.05									
			4-Wire DS1 Digital Loop in Combination with DS1 Interoffice Transport - Zone 3		3	UNC1X	USLXX	152.29									
			Interoffice Transport - Dedicated - DS1 combination - Per Mile Per Month			UNC1X	1L5XX	0.2067									
			Interoffice Transport - Dedicated - DS1 combination - Facility Termination Per Month			UNC1X	U1TF1	68.75									
			Nonrecurring Currently Combined Network Elements Switch -As-Is Charge			UNC1X	UNCCC		11.18	11.18	13.96	13.96			31.31	31.31	3.93
		4-WIRE DS1 DIGITAL EXTENDED LOOP WITH DEDICATED DS3 INTEROFFICE TRANSPORT (EEL)															
			First DS1 Loop in DS3 Interoffice Transport Combination - Zone 1		1	UNC1X	USLXX	51.74									
			First DS1 Loop in DS3 Interoffice Transport Combination - Zone 2		2	UNC1X	USLXX	84.05									
			First DS1 Loop in DS3 Interoffice Transport Combination - Zone 3		3	UNC1X	USLXX	152.29									
			Interoffice Transport - Dedicated - DS3 combination - Per Mile Per Month			UNC3X	1L5XX	4.67									
			Interoffice Transport - Dedicated - DS3 - Facility Termination per month			UNC3X	U1TF3	804.02									
			DS3 to DS1 Channel System combination per month			UNC3X	MQ3	201.37									
			DS3 Interface Unit (DS1 COCI) combination per month			UNC1X	UC1D1	15.39									
			Additional DS1 Loop in DS3 Interoffice Transport Combination - Zone 1		1	UNC1X	USLXX	51.74									
			Additional DS1 Loop in DS3 Interoffice Transport Combination - Zone 2		2	UNC1X	USLXX	84.05									

UNBUNDLED NETWORK ELEMENTS - Alabama												Attachment: 2		Exhibit: B			
CATEGORY		RATE ELEMENTS	Interim	Zone	BCS	USOC	RATES(\$)				Svc Order Submitted Elec per LSR	Svc Order Submitted Manually per LSR	Incremental Charge - Manual Svc Order vs. Electronic-1st	Incremental Charge - Manual Svc Order vs. Electronic-Add'l	Incremental Charge - Manual Svc Order vs. Electronic-Disc 1st	Incremental Charge - Manual Svc Order vs. Electronic-Disc Add'l	
								Nonrecurring		Nonrecurring Disconnect		OSS Rates(\$)					
							Rec	First	Add'l	First	Add'l	SOME C	SOMAN	SOMAN	SOMAN	SOMAN	SOMAN
		Additional DS1 Loop in DS3 Interoffice Transport Combination - Zone 3		3	UNC1X	USLXX	152.29										
		DS3 Interface Unit (DS1 COCI) combination per month			UNC1X	UC1D1	15.39										
		Nonrecurring Currently Combined Network Elements Switch -As-Is Charge			UNC3X	UNCCC		11.18	11.18	13.96	13.96			31.31	31.31	3.93	3.93
2-WIRE VOICE GRADE EXTENDED LOOP/ 2 WIRE VOICE GRADE INTEROFFICE TRANSPORT (EEL)																	
		2-WireVG Loop used with 2-wire VG Interoffice Transport Combination - Zone 1		1	UNCVX	UEAL2	17.95										
		2-WireVG Loop used with 2-wire VG Interoffice Transport Combination - Zone 2		2	UNCVX	UEAL2	29.16										
		2-WireVG Loop used with 2-wire VG Interoffice Transport Combination - Zone 3		3	UNCVX	UEAL2	52.84										
		Interoffice Transport - Dedicated - 2-wire VG combination - Per Mile Per Month			UNCVX	1L5XX	0.0101										
		Interoffice Transport - Dedicated - 2- Wire Voice Grade combination - Facility Termination per month			UNCVX	U1TV2	24.15										
		Nonrecurring Currently Combined Network Elements Switch -As-Is Charge			UNCVX	UNCCC		11.18	11.18	13.96	13.96			31.31	31.31	3.93	3.93
4-WIRE VOICE GRADE EXTENDED LOOP/ 4 WIRE VOICE GRADE INTEROFFICE TRANSPORT (EEL)																	
		4-WireVG Loop used with 4-wire VG Interoffice Transport Combination - Zone 1		1	UNCVX	UEAL4	24.01										
		4-WireVG Loop used with 4-wire VG Interoffice Transport Combination - Zone 2		2	UNCVX	UEAL4	39.00										
		4-WireVG Loop used with 4-wire VG Interoffice Transport Combination - Zone 3		3	UNCVX	UEAL4	70.67										
		Interoffice Transport - Dedicated - 4-wire VG combination - Per Mile Per Month			UNCVX	1L5XX	0.0101										
		Interoffice Transport - Dedicated - 4- Wire Voice Grade combination - Facility Termination per month			UNCVX	U1TV4	21.41										
		Nonrecurring Currently Combined Network Elements Switch -As-Is Charge			UNCVX	UNCCC		11.18	11.18	13.96	13.96			31.31	31.31	3.93	3.93
DS3 DIGITAL EXTENDED LOOP WITH DEDICATED DS3 INTEROFFICE TRANSPORT (EEL)																	
		High Capacity Unbundled Local Loop - DS3 combination - Per Mile per month			UNC3X	1L5ND	10.16										
		High Capacity Unbundled Local Loop - DS3 combination - Facility Termination per month			UNC3X	UE3PX	374.52										
		Interoffice Transport - Dedicated - DS3 - Per Mile per month			UNC3X	1L5XX	4.67										
		Interoffice Transport - Dedicated - DS3 combination - Facility Termination per month			UNC3X	U1TF3	804.02										
		Nonrecurring Currently Combined Network Elements Switch -As-Is Charge			UNC3X	UNCCC		11.18	11.18	13.96	13.96			31.31	31.31	3.93	3.93
STS1 DIGITAL EXTENDED LOOP WITH DEDICATED STS1 INTEROFFICE TRANSPORT (EEL)																	
		High Capacity Unbundled Local Loop - STS1 combination - Per Mile per month			UNCSX	1L5ND	10.16										
		High Capacity Unbundled Local Loop - STS1 combination - Facility Termination per month			UNCSX	UDLS1	387.67										
		Interoffice Transport - Dedicated - STS1 combination - Per Mile per month			UNCSX	1L5XX	4.67										
		Interoffice Transport - Dedicated - STS1 combination - Facility Termination per month			UNCSX	U1TFS	801.57										
		Nonrecurring Currently Combined Network Elements Switch -As-Is Charge			UNCSX	UNCCC		11.18	11.18	13.96	13.96			31.31	31.31	3.93	3.93
2-WIRE ISDN EXTENDED LOOP WITH DS1 INTEROFFICE TRANSPORT (EEL)																	
		First 2-Wire ISDN Loop in a DS1 Interoffice Combination Transport - Zone 1		1	UNCNX	U1L2X	23.23										
		First 2-Wire ISDN Loop in a DS1 Interoffice Combination Transport - Zone 2		2	UNCNX	U1L2X	37.74										
		First 2-Wire ISDN Loop in a DS1 Interoffice Combination Transport - Zone 3		3	UNCNX	U1L2X	68.38										

UNBUNDLED NETWORK ELEMENTS - Alabama

										Attachment: 2		Exhibit: B			
CATEGORY	RATE ELEMENTS	Interim	Zone	BCS	USOC	RATES(\$)				Svc Order Submitted Elec per LSR	Svc Order Submitted Manually per LSR	Incremental Charge - Manual Svc Order vs. Electronic-1st	Incremental Charge - Manual Svc Order vs. Electronic-Add'l	Incremental Charge - Manual Svc Order vs. Electronic-Disc 1st	Incremental Charge - Manual Svc Order vs. Electronic-Disc Add'l
						Rec	Nonrecurring		Nonrecurring Disconnect		OSS Rates(\$)				
							First	Add'l	First	Add'l	SOMEc	SOMAN	SOMAN	SOMAN	SOMAN
	Interoffice Transport - Dedicated - DS1 combination - Per Mile			UNC1X	1L5XX	0.2067									
	Interoffice Transport - Dedicated - DS1 combination - Facility Termination per month			UNC1X	U1TF1	68.75									
	Channelization - Channel System DS1 to DS0 combination - per month			UNC1X	MQ1	122.50									
	2-wire ISDN COCI (BRITE) - DS1 to DS0 Channel System combination - per month			UNCNXX	UC1CA	2.92									
	Additional 2-wire ISDN Loop in same DS1 Interoffice Transport Combination - Zone 1		1	UNCNXX	U1L2X	23.23									
	Additional 2-wire ISDN Loop in same DS1 Interoffice Transport Combination - Zone 2		2	UNCNXX	U1L2X	37.74									
	Additional 2-wire ISDN Loop in same DS1 Interoffice Transport Combination - Zone 3		3	UNCNXX	U1L2X	68.38									
	2-wire ISDN COCI (BRITE) - DS1 to DS0 Channel System combination - per month			UNCNXX	UC1CA	2.92									
	Nonrecurring Currently Combined Network Elements Switch -As-Is Charge			UNC1X	UNCCC		11.18	11.18	13.96	13.96		31.31	31.31	3.93	3.93
4-WIRE DS1 DIGITAL EXTENDED LOOP WITH DEDICATED STS-1 INTEROFFICE TRANSPORT (EEL)															
	First DS1 Loop in STS1 Interoffice Transport Combination - Zone 1		1	UNC1X	USLXX	51.74									
	First DS1 Loop in STS1 Interoffice Transport Combination - Zone 2		2	UNC1X	USLXX	84.05									
	First DS1 Loop in STS1 Interoffice Transport Combination - Zone 3		3	UNC1X	USLXX	152.29									
	Interoffice Transport - Dedicated - STS1 combination - Per Mile Per Month			UNCSX	1L5XX	4.67									
	Interoffice Transport - Dedicated - STS1 combination - Facility Termination			UNCSX	U1TFS	801.57									
	STS1 to DS1 Channel System combination per month			UNCSX	MQ3	201.37									
	DS3 Interface Unit (DS1 COCI) combination per month			UNC1X	UC1D1	15.39									
	Additional DS1 Loop in STS1 Interoffice Transport Combination - Zone 1		1	UNC1X	USLXX	51.74									
	Additional DS1 Loop in STS1 Interoffice Transport Combination - Zone 2		2	UNC1X	USLXX	84.05									
	Additional DS1 Loop in STS1 Interoffice Transport Combination - Zone 3		3	UNC1X	USLXX	152.29									
	DS3 Interface Unit (DS1 COCI) combination per month			UNC1X	UC1D1	15.39									
	Nonrecurring Currently Combined Network Elements Switch -As-Is Charge			UNCSX	UNCCC		11.18	11.18	13.96	13.96		31.31	31.31	3.93	3.93
4-WIRE 56 KBPS DIGITAL EXTENDED LOOP WITH 56 KBPS INTEROFFICE TRANSPORT (EEL)															
	4-wire 56 kbps Loop/4-wire 56 kbps Interoffice Transport Combination - Zone 1		1	UNCDX	UDL56	27.33									
	4-wire 56 kbps Loop/4-wire 56 kbps Interoffice Transport Combination - Zone 2		2	UNCDX	UDL56	44.40									
	4-wire 56 kbps Loop/4-wire 56 kbps Interoffice Transport Combination - Zone 3		3	UNCDX	UDL56	80.45									
	Interoffice Transport - Dedicated - 4-wire 56 kbps combination - Per Mile			UNCDX	1L5XX	0.0101									
	Interoffice Transport - Dedicated - 4-wire 56 kbps combination - Facility Termination			UNCDX	U1TD5	17.28									
	Nonrecurring Currently Combined Network Elements Switch -As-Is Charge			UNCDX	UNCCC		11.18	11.18	13.96	13.96		31.31	31.31	3.93	3.93
4-WIRE 64 KBPS DIGITAL EXTENDED LOOP WITH 64 KBPS INTEROFFICE TRANSPORT (EEL)															
	4-wire 64 kbps Loop/4-wire 64 kbps Interoffice Transport Combination - Zone 1		1	UNCDX	UDL64	27.33									
	4-wire 64 kbps Loop/4-wire 64 kbps Interoffice Transport Combination - Zone 2		2	UNCDX	UDL64	44.40									
	4-wire 64 kbps Loop/4-wire 64 kbps Interoffice Transport Combination - Zone 3		3	UNCDX	UDL64	80.45									

UNBUNDLED NETWORK ELEMENTS - Alabama												Attachment: 2		Exhibit: B			
CATEGORY	RATE ELEMENTS		Interi m	Zone	BCS	USOC	RATES(\$)				Svc Order Submitted Elec per LSR	Svc Order Submitted Manually per LSR	Incremental Charge - Manual Svc Order vs. Electronic- 1st	Incremental Charge - Manual Svc Order vs. Electronic- Add'l	Incremental Charge - Manual Svc Order vs. Electronic- Disc 1st	Incremental Charge - Manual Svc Order vs. Electronic- Disc Add'l	
								Nonrecurring		Nonrecurring Disconnect		OSS Rates(\$)					
							Rec	First	Add'l	First	Add'l	SOMEc	SOMAN	SOMAN	SOMAN	SOMAN	
		Interoffice Transport - Dedicated - 4-wire 64 kbps combination - Per Mile			UNCDX	1L5XX	0.0101										
		Interoffice Transport - Dedicated - 4-wire 64 kbps combination - Facility Termination			UNCDX	U1TD6	17.28										
		Nonrecurring Currently Combined Network Elements Switch -As-Is Charge			UNCDX	UNCCC		11.18	11.18	13.96	13.96			31.31	31.31	3.93	3.93
ADDITIONAL NETWORK ELEMENTS																	
	When used as a part of a currently combined facility, the non-recurring charges do not apply, but a Switch As Is charge does apply.																
	When used as ordinalarity combined network elements in Georgia, the non-recurring charges apply and the Switch As Is Charge does not.																
	Node (SynchroNet)																
	Nonrecurring Currently Combined Network Elements "Switch As Is" Charge (One applies to each combination)																
		Nonrecurring Currently Combined Network Elements Switch -As-Is Charge - 2 wire/4-Wire VG			UNCVX	UNCCC		11.18	11.18	13.96	13.96			31.31	31.31	3.93	3.93
		Nonrecurring Currently Combined Network Elements Switch -As-Is Charge - 56/64 kbps			UNCDX	UNCCC		11.18	11.18	13.96	13.96			31.31	31.31	3.93	3.93
		Nonrecurring Currently Combined Network Elements Switch -As-Is Charge - DS1			UNC1X	UNCCC		11.18	11.18	13.96	13.96			31.31	31.31	3.93	3.93
		Nonrecurring Currently Combined Network Elements Switch -As-Is Charge - DS3			UNC3X	UNCCC		11.18	11.18	13.96	13.96			31.31	31.31	3.93	3.93
		Nonrecurring Currently Combined Network Elements Switch -As-Is Charge - STS1			UNCSX	UNCCC		11.18	11.18	13.96	13.96			31.31	31.31	3.93	3.93
	NOTE: Local Channel - Dedicated Transport - minimum billing period - Below DS3=one month, DS3 and above=four months																
UNBUNDLED LOCAL EXCHANGE SWITCHING(PORTS)																	
	Exchange Ports																
	NOTE: Although the Port Rate includes all available features in GA, KY, LA & TN, the desired features will need to be ordered using retail USOCs																
	2-WIRE VOICE GRADE LINE PORT RATES (RES)																
		Exchange Ports - 2-Wire Analog Line Port- Res.			UEPSR	UEPRL	2.07	21.93	21.93	6.21	6.21			27.37	12.97	17.77	1.44
		Exchange Ports - 2-Wire Analog Line Port with Caller ID - Res.			UEPSR	UEPRC	2.07	21.93	21.93	6.21	6.21			27.37	12.97	17.77	1.44
		Exchange Ports - 2-Wire Analog Line Port outgoing only - Res.			UEPSR	UEPRO	2.07	21.93	21.93	6.21	6.21			27.37	12.97	17.77	1.44
		Exchange Ports - 2-Wire VG unbundled AL extended local dialing parity Port with Caller ID - Res.			UEPSR	UEPAR	2.07	21.93	21.93	6.21	6.21			27.37	12.97	17.77	1.44
		Exchange Ports - 2-Wire VG unbundled res, low usage line port with Caller ID (LUM)			UEPSR	UEPAP	2.07	21.93	21.93	6.21	6.21			27.37	12.97	17.77	1.44
		Subsequent Activity			UEPSR	USASC	0.00	0.00	0.00					27.37	12.97	17.77	1.44
	FEATURES																
		All Available Vertical Features			UEPSR	UEPVF	5.55	0.00	0.00					27.37	12.97	17.77	1.44
	2-WIRE VOICE GRADE LINE PORT RATES (BUS)																
		Exchange Ports - 2-Wire Analog Line Port without Caller ID - Bus			UEPSB	UEPBL	2.07	21.93	21.93	6.21	6.21			27.37	12.97	17.77	1.44
		Exchange Ports - 2-Wire VG unbundled Line Port with unbundled port with Caller+E484 ID - Bus.			UEPSB	UEPBC	2.07	21.93	21.93	6.21	6.21			27.37	12.97	17.77	1.44
		Exchange Ports - 2-Wire Analog Line Port outgoing only - Bus.			UEPSB	UEPBO	2.07	21.93	21.93	6.21	6.21			27.37	12.97	17.77	1.44
		Exchange Ports - 2-Wire VG unbundled AL extended local dialing parity Port with Caller ID - Bus.			UEPSB	UEPAW	2.07	21.93	21.93	6.21	6.21			27.37	12.97	17.77	1.44
		Exchange Ports - 2-Wire VG unbundled incoming only port with Caller ID - Bus			UEPSB	UEPB1	2.07	21.93	21.93	6.21	6.21			27.37	12.97	17.77	1.44
		Subsequent Activity			UEPSB	USASC	0.00	0.00	0.00					27.37	12.97	17.77	1.44
	FEATURES																
		All Available Vertical Features			UEPSB	UEPVF	5.55	0.00	0.00					27.37	12.97	17.77	1.44
	EXCHANGE PORT RATES (DID & PBX)																
		2-Wire VG Unbundled 2-Way PBX Trunk - Res			UEPSE	UEPRD	2.07	21.93	21.93	6.21	6.21			27.37	12.97	17.77	1.44
		2-Wire VG Line Side Unbundled 2-Way PBX Trunk - Bus			UEPSP	UEPPC	2.07	21.93	21.93	6.21	6.21			27.37	12.97	17.77	1.44
		2-Wire VG Line Side Unbundled Outward PBX Trunk - Bus			UEPSP	UEPPO	2.07	21.93	21.93	6.21	6.21			27.37	12.97	17.77	1.44
		2-Wire VG Line Side Unbundled Incoming PBX Trunk - Bus			UEPSP	UEPP1	2.07	21.93	21.93	6.21	6.21			27.37	12.97	17.77	1.44
		2-Wire Analog Long Distance Terminal PBX Trunk - Bus			UEPSP	UEPLD	2.07	21.93	21.93	6.21	6.21			27.37	12.97	17.77	1.44
		2-Wire Voice Unbundled 2-Way PBX Alabama Calling Port			UEPSP	UEPA2	2.07	21.93	21.93	6.21	6.21			27.37	12.97	17.77	1.44

UNBUNDLED NETWORK ELEMENTS - Alabama												Attachment: 2		Exhibit: B		
CATEGORY	RATE ELEMENTS	Interim	Zone	BCS	USOC	RATES(\$)					Svc Order Submitted Elec per LSR	Svc Order Submitted Manually per LSR	Incremental Charge - Manual Svc Order vs. Electronic-1st	Incremental Charge - Manual Svc Order vs. Electronic-Add'l	Incremental Charge - Manual Svc Order vs. Electronic-Disc 1st	Incremental Charge - Manual Svc Order vs. Electronic-Disc Add'l
						Rec	Nonrecurring		Nonrecurring Disconnect		OSS Rates(\$)					
							First	Add'l	First	Add'l	SOMEc	SOMAN	SOMAN	SOMAN	SOMAN	SOMAN
	2-Wire Voice Unbundled PBX LD Terminal Ports			UEPSP	UEPLD	2.07	21.93	21.93	6.21	6.21			27.37	12.97	17.77	1.44
	2-Wire VICE Unbundled 2-Way PBX Usage Port			UEPSP	UEPXA	2.07	21.93	21.93	6.21	6.21			27.37	12.97	17.77	1.44
	2-Wire Voice Unbundled PBX Toll Terminal Hotel Ports			UEPSP	UEPXB	2.07	21.93	21.93	6.21	6.21			27.37	12.97	17.77	1.44
	2-Wire Voice Unbundled PBX LD DDD Terminals Port			UEPSP	UEPXC	2.07	21.93	21.93	6.21	6.21			27.37	12.97	17.77	1.44
	2-Wire Voice Unbundled PBX LD Terminal Switchboard Port			UEPSP	UEPXD	2.07	21.93	21.93	6.21	6.21			27.37	12.97	17.77	1.44
	2-Wire Voice Unbundled PBX LD Terminal Switchboard IDD Capable Port			UEPSP	UEPXE	2.07	21.93	21.93	6.21	6.21			27.37	12.97	17.77	1.44
	2-Wire Voice Unbundled 2-Way PBX Hotel/Hospital Economy Administrative Calling Port			UEPSP	UEPXL	2.07	21.93	21.93	6.21	6.21			27.37	12.97	17.77	1.44
	2-Wire Voice Unbundled 2-Way PBX Hotel/Hospital Economy Room Calling Port			UEPSP	UEPXM	2.07	21.93	21.93	6.21	6.21			27.37	12.97	17.77	1.44
	2-Wire Voice Unbundled 1-Way Outgoing PBX Hotel/Hospital Discount Room Calling Port			UEPSP	UEPXO	2.07	21.93	21.93	6.21	6.21			27.37	12.97	17.77	1.44
	2-Wire Voice Unbundled 1-Way Outgoing PBX Measured Port			UEPSP	UEPXS	2.07	21.93	21.93	6.21	6.21			27.37	12.97	17.77	1.44
	Subsequent Activity			UEPSP	USASC	0.00	0.00	0.00					27.37	12.97	17.77	1.44
FEATURES																
	All Available Vertical Features			UEPSP	UEPSE	5.55	0.00	0.00					27.37	12.97	17.77	1.44
EXCHANGE PORT RATES (COIN)																
	Exchange Ports - Coin Port					2.34	21.93	21.93	5.21	5.21			25.93	12.97	16.33	0.48
NOTE: Transmission/usage charges associated with POTS circuit switched usage will also apply to circuit switched voice and/or circuit switched data transmission by B-Channels associated with 2-wire ISDN ports.																
NOTE: Access to B Channel or D Channel Packet capabilities will be available only through BFR/New Business Request Process. Rates for the packet capabilities will be determined via the Bona Fide Request/New Business Request Process.																
UNBUNDLED LOCAL EXCHANGE SWITCHING(PORTS)																
EXCHANGE PORT RATES (DID & PBX)																
	Exchange Ports - 2-Wire DID Port			UEPEX	UEPP2	9.20	238.61	37.48	119.79				19.99	19.99	19.99	19.99
	Exchange Ports - DDITS Port - 4-Wire DS1 Port with DID capability			UEPDD	UEPDD	68.67	404.04	191.38	145.18	4.92			19.99	19.99	19.99	19.99
	Exchange Ports - 2-Wire ISDN Port (See Notes below.)			UEPTX	UEPSX	11.19	145.54	105.97	95.57	21.47			19.99	19.99	19.99	19.99
	All Features Offered			UEPTX	UEPSX	5.55	0.00	0.00								
NOTE: Transmission/usage charges associated with POTS circuit switched usage will also apply to circuit switched voice and/or circuit switched data transmission by B-Channels associated with 2-wire ISDN ports.																
NOTE: Access to B Channel or D Channel Packet capabilities will be available only through BFR/New Business Request Process. Rates for the packet capabilities will be determined via the Bona Fide Request/New Business Request Process.																
	Exchange Ports - 2-Wire ISDN Port -- Channel Profiles			UEPTX	UEPSX	0.00	0.00	0.00								
	Exchange Ports - 4-Wire ISDN DS1 Port			UEPEX	UEPEX	96.37	407.62	203.11	158.35	40.11			54.75	54.75	11.53	11.53
UNBUNDLED LOCAL SWITCHING, PORT USAGE																
End Office Switching (Port Usage)																
	End Office Switching Function, Per MOU					0.0018										
	End Office Trunk Port - Shared, Per MOU					0.0002										
Tandem Switching (Port Usage) (Local or Access Tandem)																
	Tandem Switching Function Per MOU					0.00063										
	Tandem Trunk Port - Shared, Per MOU					0.00033										
Common Transport																
	Common Transport - Per Mile, Per MOU					0.00001										
	Common Transport - Facilities Termination Per MOU					0.00045										
UNBUNDLED PORT/LOOP COMBINATIONS - COST BASED RATES																
Cost Based Rates are applied where BellSouth is required by FCC and/or State Commission rule to provide Unbundled Local Switching or Switch Ports.																
Features shall apply to the Unbundled Port/Loop Combination - Cost Based Rate section in the same manner as they are applied to the Stand-Alone Unbundled Port section of this Rate Exhibit.																
End Office and Tandem Switching Usage and Common Transport Usage rates in the Port section of this rate exhibit shall apply to all combinations of loop/port network elements except for UNE Coin Port/Loop Combinations.																
For Georgia, Kentucky, Louisiana, Mississippi, South Carolina and Tennessee, the recurring UNE Port and Loop charges listed apply to Currently Combined and Not Currently Combined Combos. The first and additional Port nonrecurring charges apply to Not Currently Combined Combos for all states. In GA, KY, LA, MS, SC and TN these nonrecurring charges are commission ordered cost based rates and in AL, FL and NC these nonrecurring charges are Market Rates and are also listed in the Market Rate section.																
For Currently Combined Combos in all other states, the nonrecurring charges shall be those identified in the Nonrecurring - Currently Combined sections.																
2-WIRE VOICE GRADE LOOP WITH 2-WIRE LINE PORT (RES)																
UNE Port/Loop Combination Rates																
	2-Wire VG Loop/Port Combo - Zone 1		1			16.55										
	2-Wire VG Loop/Port Combo - Zone 2		2			25.51										
	2-Wire VG Loop/Port Combo - Zone 3		3			44.44										
UNE Loop Rates																
	2-Wire Voice Grade Loop (SL1) - Zone 1		1	UEPRX	UEPLX	14.35										
	2-Wire Voice Grade Loop (SL1) - Zone 2		2	UEPRX	UEPLX	23.31										
	2-Wire Voice Grade Loop (SL1) - Zone 3		3	UEPRX	UEPLX	42.24										
2-Wire Voice Grade Line Port Rates (Res)																

UNBUNDLED NETWORK ELEMENTS - Alabama												Attachment: 2		Exhibit: B		
CATEGORY	RATE ELEMENTS		Interim	Zone	BCS	USOC	RATES(\$)				Svc Order Submitted Elec per LSR	Svc Order Submitted Manually per LSR	Incremental Charge - Manual Svc Order vs. Electronic-1st	Incremental Charge - Manual Svc Order vs. Electronic-Add'l	Incremental Charge - Manual Svc Order vs. Electronic-Disc 1st	Incremental Charge - Manual Svc Order vs. Electronic-Disc Add'l
							Rec	Nonrecurring		Nonrecurring Disconnect		OSS Rates(\$)				
								First	Add'l	First	Add'l	SOME C	SOMAN	SOMAN	SOMAN	SOMAN
		2-Wire voice unbundled port - residence			UEPRX	UEPRL	2.20	90.00	90.00					40.71	9.58	
		2-Wire voice unbundled port with Caller ID - res			UEPRX	UEPRC	2.20	90.00	90.00					40.71	9.58	
		2-Wire voice unbundled port outgoing only - res			UEPRX	UEPRO	2.20	90.00	90.00					40.71	9.58	
		2-Wire voice Grade unbundled Alabama extended local dialing parity port with Caller ID - res			UEPRX	UEPAR	2.20	90.00	90.00					40.71	9.58	
		2-Wire voice unbundles res, low usage line port with Caller ID (LUM)			UEPRX	UEPAP	2.20	90.00	90.00					40.71	9.58	
	FEATURES															
		All Features Offered			UEPRX	UEPVF	5.55	0.00	0.00					40.71	9.58	
	LOCAL NUMBER PORTABILITY															
		Local Number Portability (1 per port)			UEPRX	LNPCX	0.35									
	NONRECURRING CHARGES (NRCs) - CURRENTLY COMBINED															
		2-Wire Voice Grade Loop / Line Port Combination - Conversion - Switch-as-is			UEPRX	USAC2		2.80	0.41					40.71	9.58	
		2-Wire Voice Grade Loop / Line Port Combination - Conversion - Switch with change			UEPRX	USACC		2.80	0.41					40.71	9.58	
		2-Wire Voice Grade Loop / Line Port Combination - Conversion - Subsequent Database Update						1.44						8.25		
	ADDITIONAL NRCs															
		2-Wire Voice Grade Loop/Line Port Combination - Subsequent Activity			UEPRX	USAS2	0.00	0.00	0.00					40.71	9.58	
	2-WIRE VOICE GRADE LOOP WITH 2-WIRE LINE PORT (BUS)															
	UNE Port/Loop Combination Rates															
		2-Wire VG Loop/Port Combo - Zone 1		1			16.55									
		2-Wire VG Loop/Port Combo - Zone 2		2			25.51									
		2-Wire VG Loop/Port Combo - Zone 3		3			44.44									
	UNE Loop Rates															
		2-Wire Voice Grade Loop (SL1) - Zone 1		1	UEPBX	UEPLX	14.35									
		2-Wire Voice Grade Loop (SL1) - Zone 2		2	UEPBX	UEPLX	23.31									
		2-Wire Voice Grade Loop (SL1) - Zone 3		3	UEPBX	UEPLX	42.24									
	2-Wire Voice Grade Line Port (Bus)															
		2-Wire voice unbundled port without Caller ID - bus			UEPBX	UEPBL	2.20	90.00	90.00					40.71	9.58	
		2-Wire voice unbundled port with Caller + E484 ID - bus			UEPBX	UEPBC	2.20	90.00	90.00					40.71	9.58	
		2-Wire voice unbundled port outgoing only - bus			UEPBX	UEPBO	2.20	90.00	90.00					40.71	9.58	
		2-Wire voice Grade unbundled Alabama extended local dialing parity port with Caller ID - bus			UEPBX	UEPAW	2.20	90.00	90.00					40.71	9.58	
		2-Wire voice unbundled incoming only port with Caller ID - Bus			UEPBX	UEPB1	2.20	90.00	90.00					40.71	9.58	
	LOCAL NUMBER PORTABILITY															
		Local Number Portability (1 per port)			UEPBX	LNPCX	0.35									
	FEATURES															
		All Features Offered			UEPBX	UEPVF	5.55	0.00	0.00					40.71	9.58	
	NONRECURRING CHARGES (NRCs) - CURRENTLY COMBINED															
		2-Wire Voice Grade Loop / Line Port Combination - Conversion - Switch-as-is			UEPBX	USAC2		2.80	0.41					40.71	9.58	
		2-Wire Voice Grade Loop / Line Port Combination - Conversion - Switch with change			UEPBX	USACC		2.80	0.41					40.71	9.58	
		2-Wire Voice Grade Loop / Line Port Combination - Conversion - Subsequent Database Update						1.44						8.25		
	ADDITIONAL NRCs															
		2-Wire Voice Grade Loop/Line Port Combination - Subsequent Activity			UEPBX	USAS2		0.00	0.00					40.71	9.58	
	2-WIRE VOICE GRADE LOOP WITH 2-WIRE LINE PORT (RES - PBX)															
	UNE Port/Loop Combination Rates															
		2-Wire VG Loop/Port Combo - Zone 1		1			16.55									
		2-Wire VG Loop/Port Combo - Zone 2		2			25.51									
		2-Wire VG Loop/Port Combo - Zone 3		3			44.44									
	UNE Loop Rates															
		2-Wire Voice Grade Loop (SL 1) - Zone 1		1	UEPRG	UEPLX	14.35									
		2-Wire Voice Grade Loop (SL 1) - Zone 2		2	UEPRG	UEPLX	23.31									

UNBUNDLED NETWORK ELEMENTS - Alabama													Attachment: 2		Exhibit: B		
CATEGORY	RATE ELEMENTS		Interim	Zone	BCS	USOC	RATES(\$)				Svc Order Submitted Elec per LSR	Svc Order Submitted Manually per LSR	Incremental Charge - Manual Svc Order vs. Electronic-1st	Incremental Charge - Manual Svc Order vs. Electronic-Add'l	Incremental Charge - Manual Svc Order vs. Electronic-Disc 1st	Incremental Charge - Manual Svc Order vs. Electronic-Disc Add'l	
								Nonrecurring		Nonrecurring Disconnect		OSS Rates(\$)					
							Rec	First	Add'l	First	Add'l	SOMEc	SOMAN	SOMAN	SOMAN	SOMAN	SOMAN
		2-Wire Voice Grade Loop (SL 1) - Zone 3		3	UEPRG	UEPLX	42.24										
		2-Wire Voice Grade Line Port Rates (RES - PBX)															
		2-Wire VG Unbundled Combination 2-Way PBX Trunk Port - Res			UEPRG	UEPRD	2.20	90.00	90.00					40.71	9.58		
		LOCAL NUMBER PORTABILITY															
		Local Number Portability (1 per port)			UEPRG	LNPCP	3.15	0.00	0.00					40.71	9.58		
		FEATURES															
		All Features Offered			UEPRG	UEPVF	5.55	0.00	0.00					40.71	9.58		
		NONRECURRING CHARGES (NRCs) - CURRENTLY COMBINED															
		2-Wire Voice Grade Loop/ Line Port Combination (PBX) - Conversion - Switch-As-Is			UEPRG	USAC2		2.80	0.41					40.71	9.58		
		2-Wire Voice Grade Loop/ Line Port Combination (PBX) - Conversion - Switch with Change			UEPRG	USACC		2.80	0.41					40.71	9.58		
		2-Wire Voice Grade Loop / Line Port Combination - Conversion - Subsequent Database Update						1.44						8.25			
		ADDITIONAL NRCs															
		2-Wire Voice Grade Loop/ Line Port Combination (PBX) - Subsequent Activity			UEPRG	USAS2	0.00	0.00	0.00					40.71	9.58		
		PBX Subsequent Activity - Change/Rearrange Multiline Hunt Group						14.64	14.64					40.71	9.58		
		2-WIRE VOICE GRADE LOOP WITH 2-WIRE LINE PORT (BUS - PBX)															
		UNE Port/Loop Combination Rates															
		2-Wire VG Loop/Port Combo - Zone 1		1			16.55										
		2-Wire VG Loop/Port Combo - Zone 2		2			25.51										
		2-Wire VG Loop/Port Combo - Zone 3		3			44.44										
		UNE Loop Rates															
		2-Wire Voice Grade Loop (SL 1) - Zone 1		1	UEPPX	UEPLX	14.35										
		2-Wire Voice Grade Loop (SL 1) - Zone 2		2	UEPPX	UEPLX	23.31										
		2-Wire Voice Grade Loop (SL 1) - Zone 3		3	UEPPX	UEPLX	42.24										
		2-Wire Voice Grade Line Port Rates (BUS - PBX)															
		Line Side Unbundled Combination 2-Way PBX Trunk Port - Bus			UEPPX	UEPPC	2.20	90.00	90.00					40.71	9.58		
		Line Side Unbundled Outward PBX Trunk Port - Bus			UEPPX	UEPPO	2.20	90.00	90.00					40.71	9.58		
		Line Side Unbundled Incoming PBX Trunk Port - Bus			UEPPX	UEPP1	2.20	90.00	90.00					40.71	9.58		
		2-Wire Voice Unbundled 2-Way Combination PBX Alabama Calling Port			UEPPX	UEPA2	2.20	90.00	90.00					40.71	9.58		
		2-Wire Voice Unbundled PBX LD Terminal Ports			UEPPX	UEPLD	2.20	90.00	90.00					27.37	9.58		
		2-Wire Voice Unbundled 2-Way Combination PBX Usage Port			UEPPX	UEPXA	2.20	90.00	90.00					40.71	9.58		
		2-Wire Voice Unbundled PBX Toll Terminal Hotel Ports			UEPPX	UEPXB	2.20	90.00	90.00					40.71	9.58		
		2-Wire Voice Unbundled PBX LD DDD Terminals Port			UEPPX	UEPXC	2.20	90.00	90.00					40.71	9.58		
		2-Wire Voice Unbundled PBX LD Terminal Switchboard Port			UEPPX	UEPXD	2.20	90.00	90.00					40.71	9.58		
		2-Wire Voice Unbundled PBX LD Terminal Switchboard IDD Capable Port			UEPPX	UEPXE	2.20	90.00	90.00					40.71	9.58		
		2-Wire Voice Unbundled 2-Way PBX Hotel/Hospital Economy Administrative Calling Port			UEPPX	UEPXL	2.20	90.00	90.00					40.71	9.58		
		2-Wire Voice Unbundled 2-Way PBX Hotel/Hospital Economy Room Calling Port			UEPPX	UEPXM	2.20	90.00	90.00					40.71	9.58		
		2-Wire Voice Unbundled 1-Way Outgoing PBX Hotel/Hospital Discount Room Calling Port			UEPPX	UEPXO	2.20	90.00	90.00					40.71	9.58		
		2-Wire Voice Unbundled 1-Way Outgoing PBX Measured Port			UEPPX	UEPXS	2.20	90.00	90.00					40.71	9.58		
		LOCAL NUMBER PORTABILITY															
		Local Number Portability (1 per port)			UEPPX	LNPCP	3.15	0.00	0.00					40.71	9.58		
		FEATURES															
		All Features Offered			UEPPX	UEPVF	5.55	0.00	0.00					40.71	9.58		
		NONRECURRING CHARGES (NRCs) - CURRENTLY COMBINED															
		2-Wire Voice Grade Loop/ Line Port Combination (PBX) - Conversion - Switch-As-Is			UEPPX	USAC2		2.80	0.41					40.71	9.58		
		2-Wire Voice Grade Loop/ Line Port Combination (PBX) - Conversion - Switch with Change			UEPPX	USACC		2.80	0.41					40.71	9.58		

UNBUNDLED NETWORK ELEMENTS - Alabama												Attachment: 2		Exhibit: B			
CATEGORY	RATE ELEMENTS		Interim	Zone	BCS	USOC	RATES(\$)				Svc Order Submitted Elec per LSR	Svc Order Submitted Manually per LSR	Incremental Charge - Manual Svc Order vs. Electronic-1st	Incremental Charge - Manual Svc Order vs. Electronic-Add'l	Incremental Charge - Manual Svc Order vs. Electronic-Disc 1st	Incremental Charge - Manual Svc Order vs. Electronic-Disc Add'l	
								Nonrecurring		Nonrecurring Disconnect		OSS Rates(\$)					
							Rec	First	Add'l	First	Add'l	SOME C	SOMAN	SOMAN	SOMAN	SOMAN	SOMAN
		2-Wire Voice Grade Loop / Line Port Combination - Conversion - Subsequent Database Update						1.44						8.25			
	ADDITIONAL NRCs																
		2-Wire Voice Grade Loop/ Line Port Combination (PBX) - Subsequent Activity			UEPPX	USAS2	0.00	0.00	0.00					40.71	9.58		
		PBX Subsequent Activity - Change/Rearrange Multiline Hunt Group						14.64	14.64					40.71	9.58		
2-WIRE VOICE GRADE LOOP WITH 2-WIRE ANALOG LINE COIN PORT																	
UNE Port/Loop Combination Rates																	
		2-Wire VG Coin Port/Loop Combo - Zone 1		1			16.88										
		2-Wire VG Coin Port/Loop Combo - Zone 2		2			25.84										
		2-Wire VG Coin Port/Loop Combo - Zone 3		3			44.77										
UNE Loop Rates																	
		2-Wire Voice Grade Loop (SL1) - Zone 1		1	UEPCO	UEPLX	14.35										
		2-Wire Voice Grade Loop (SL1) - Zone 2		2	UEPCO	UEPLX	23.31										
		2-Wire Voice Grade Loop (SL1) - Zone 3		3	UEPCO	UEPLX	42.24										
2-Wire Voice Grade Line Ports (COIN)																	
		2-Wire Coin 2-Way without Operator Screening and without Blocking (AL, KY, LA, MS)			UEPCO	UEPRF	2.53	90.00	90.00					40.71	9.58		
		2-Wire Coin 2-Way with Operator Screening (AL, KY)			UEPCO	UEPRE	2.53	90.00	90.00					40.71	9.58		
		2-Wire Coin 2-Way with Operator Screening and Blocking: 011, 900/976, 1+DDD (AL, KY, LA, MS)			UEPCO	UEPRA	2.53	90.00	90.00					40.71	9.58		
		2-Wire Coin 2-Way with Operator Screening and 011 Blocking (AL, LA, MS)			UEPCO	UEPRB	2.53	90.00	90.00					40.71	9.58		
		2-Wire Coin 2-Way with Operator Screening & Blocking: 900/976, 1+DDD, 011+, & Local (AL, KY, LA, MS)			UEPCO	UEPCD	2.53	90.00	90.00					40.71	9.58		
		2-Wire Coin Outward with Operator Screening and 011 Blocking (AL, FL)			UEPCO	UEPRK	2.53	90.00	90.00					40.71	9.58		
		2-Wire Coin Outward with Operator Screening and Blocking: 011, 900/976, 1+DDD (AL, KY, LA, MS)			UEPCO	UEPRH	2.53	90.00	90.00					40.71	9.58		
		2-Wire Coin Outward Operator Screening & Blocking: 900/976, 1+DDD, 011+, and Local (AL, KY, LA, MS)			UEPCO	UEPCN	2.53	90.00	90.00					40.71	9.58		
		2-Wire 2-Way Smartline with 900/976 (all states except LA)			UEPCO	UEPCK	2.53	90.00	90.00					40.71	9.58		
		2-Wire Coin Outward Smartline with 900/976 (all states except LA)			UEPCO	UEPCR	2.53	90.00	90.00					40.71	9.58		
ADDITIONAL UNE COIN PORT/LOOP (RC)																	
		UNE Coin Port/Loop Combo Usage (Flat Rate)			UEPCO	URECU	1.56	90.00	90.00					40.71	9.58		
LOCAL NUMBER PORTABILITY																	
		Local Number Portability (1 per port)			UEPCO	LNPCX	0.35										
NONRECURRING CHARGES - CURRENTLY COMBINED																	
		2-Wire Voice Grade Loop / Line Port Combination - Conversion - Switch-as-is			UEPCO	USAC2		2.80	0.41					40.71	9.58		
		2-Wire Voice Grade Loop / Line Port Combination - Conversion - Switch with change			UEPCO	USACC		2.80	0.41					40.71	9.58		
ADDITIONAL NRCs																	
		2-Wire Voice Grade Loop/Line Port Combination - Subsequent Activity			UEPCO	USAS2		0.00	0.00					40.71	9.58		
UNBUNDLED REMOTE CALL FORWARDING - RES																	
UNBUNDLED REMOTE CALL FORWARDING - Bus																	
		Unbundled Remote Call Forwarding, InterState/Intra LATA-Bus			UEPVB	UERTR	2.07	21.93	21.93					27.37	12.97	17.77	1.44
UNBUNDLED PORT/LOOP COMBINATIONS - COST BASED RATES																	
2-WIRE VOICE GRADE LOOP- BUS ONLY - WITH 2-WIRE DID TRUNK PORT																	
UNE Port/Loop Combination Rates																	
		2-Wire VG Loop/2-Wire DID Trunk Port Combo - UNE Zone 1		1			29.59										
		2-Wire VG Loop/2-Wire DID Trunk Port Combo - UNE Zone 2		2			36.58										
		2-Wire VG Loop/2-Wire DID Trunk Port Combo - UNE Zone 3		3			45.06										
UNE Loop Rates																	
		2-Wire Analog Voice Grade Loop - (SL2) - UNE Zone 1		1	UEPPX	UECD1	20.42										
		2-Wire Analog Voice Grade Loop - (SL2) - UNE Zone 2		2	UEPPX	UECD1	27.41										

UNBUNDLED NETWORK ELEMENTS - Alabama												Attachment: 2		Exhibit: B			
CATEGORY	RATE ELEMENTS		Interim	Zone	BCS	USOC	RATES(\$)				Svc Order Submitted Elec per LSR	Svc Order Submitted Manually per LSR	Incremental Charge - Manual Svc Order vs. Electronic-1st	Incremental Charge - Manual Svc Order vs. Electronic-Add'l	Incremental Charge - Manual Svc Order vs. Electronic-Disc 1st	Incremental Charge - Manual Svc Order vs. Electronic-Disc Add'l	
							Rec	Nonrecurring		Nonrecurring Disconnect		OSS Rates(\$)					
		2-Wire Analog Voice Grade Loop - (SL2) - UNE Zone 3		3	UEPPX	UECD1	35.89	First	Add'l	First	Add'l	SOME C	SOMAN	SOMAN	SOMAN	SOMAN	SOMAN
		UNE Port Rate															
		Exchange Ports - 2-Wire DID Port			UEPPX	UEPD1	9.17	600.00	45.00					40.71	9.58		
		NONRECURRING CHARGES - CURRENTLY COMBINED															
		2-Wire Voice Grade Loop / 2-Wire DID Trunk Port Combination - Switch-as-is			UEPPX	USAC1		14.61	3.73					40.71	9.58		
		2-Wire Voice Grade Loop / 2-Wire DID Trunk Port Conversion with BellSouth Allowable Changes			UEPPX	USA1C		14.61	3.73					40.71	9.58		
		ADDITIONAL NRCs															
		2-Wire DID Subsequent Activity - Add Trunks, Per Trunk			UEPPX	USAS1		53.56	53.56					40.71	9.58		
		Telephone Number/Trunk Group Establishment Charges															
		DID Trunk Termination (One Per Port)			UEPPX	NDT	0.00	0.00	0.00								
		Additional DID Numbers for each Group of 20 DID Numbers			UEPPX	ND4	0.00	0.00	0.00								
		DID Numbers, Non- consecutive DID Numbers , Per Number			UEPPX	ND5	0.00	0.00	0.00								
		Reserve Non-Consecutive DID numbers			UEPPX	ND6	0.00	0.00	0.00								
		Reserve DID Numbers			UEPPX	NDV	0.00	0.00	0.00								
		LOCAL NUMBER PORTABILITY															
		Local Number Portability (1 per port)			UEPPX	LNPCP	3.15	0.00	0.00								
		2-WIRE ISDN DIGITAL GRADE LOOP WITH 2-WIRE ISDN DIGITAL LINE SIDE PORT															
		UNE Port/Loop Combination Rates															
		2W ISDN Digital Grade Loop/2W ISDN Digital Line Side Port - UNE Zone 1		1	UEPPB	UEPPR	36.62										
		2W ISDN Digital Grade Loop/2W ISDN Digital Line Side Port - UNE Zone 2		2	UEPPB	UEPPR	44.49										
		2W ISDN Digital Grade Loop/2W ISDN Digital Line Side Port - UNE Zone 3		3	UEPPB	UEPPR	55.39										
		UNE Loop Rates															
		2-Wire ISDN Digital Grade Loop - UNE Zone 1		1	UEPPB	UEPPR	27.20							40.71	9.58		
		2-Wire ISDN Digital Grade Loop - UNE Zone 2		2	UEPPB	UEPPR	35.07							40.71	9.58		
		2-Wire ISDN Digital Grade Loop - UNE Zone 3		3	UEPPB	UEPPR	45.97							40.71	9.58		
		UNE Port Rate															
		Exchange Port - 2-Wire ISDN Line Side Port			UEPPB	UEPPR	9.42	525.00	400.00					40.71	9.58		
		NONRECURRING CHARGES - CURRENTLY COMBINED															
		2-Wire ISDN Digital Grade Loop / 2-Wire ISDN Line Side Port Combination - Conversion			UEPPB	UEPPR	0.00	77.01	54.04					40.71	9.58		
		ADDITIONAL NRCs															
		LOCAL NUMBER PORTABILITY															
		Local Number Portability (1 per port)			UEPPB	UEPPR	0.35	0.00	0.00								
		B-CHANNEL USER PROFILE ACCESS:															
		CVS/CSD (DMS/5ESS)			UEPPB	UEPPR	0.00	0.00	0.00								
		CVS (EWSD)			UEPPB	UEPPR	0.00	0.00	0.00								
		CSD			UEPPB	UEPPR	0.00	0.00	0.00								
		B-CHANNEL AREA PLUS USER PROFILE ACCESS: (AL, KY, LA, MS SC, MS, & TN)															
		CVS/CSD (DMS/5ESS)			UEPPB	UEPPR	0.00	0.00	0.00								
		CVS (EWSD)			UEPPB	UEPPR	0.00	0.00	0.00								
		CSD			UEPPB	UEPPR	0.00	0.00	0.00								
		USER TERMINAL PROFILE															
		User Terminal Profile (EWSD only)			UEPPB	UEPPR	0.00	0.00	0.00								
		VERTICAL FEATURES															
		All Vertical Features - One per Channel B User Profile			UEPPB	UEPPR	5.55	0.00	0.00					40.71	9.58		
		INTEROFFICE CHANNEL MILEAGE															
		Interoffice Channel mileage each, including first mile and facilities termination			UEPPB	UEPPR	17.81	107.11	48.27					40.71	9.58		
		Interoffice Channel mileage each, additional mile			UEPPB	UEPPR	0.0339	0.00	0.00			0.00					
		4-WIRE DS1 DIGITAL LOOP WITH 4-WIRE ISDN DS1 DIGITAL TRUNK PORT															
		UNE Port/Loop Combination Rates															
		4W DS1 Digital Loop/4W ISDN DS1 Digital Trunk Port - UNE Zone 1		1	UEPPP		198.29										

UNBUNDLED NETWORK ELEMENTS - Alabama												Attachment: 2		Exhibit: B			
CATEGORY	RATE ELEMENTS		Interim	Zone	BCS	USOC	RATES(\$)				Svc Order Submitted Elec per LSR	Svc Order Submitted Manually per LSR	Incremental Charge - Manual Svc Order vs. Electronic-1st	Incremental Charge - Manual Svc Order vs. Electronic-Add'l	Incremental Charge - Manual Svc Order vs. Electronic-Disc 1st	Incremental Charge - Manual Svc Order vs. Electronic-Disc Add'l	
							Rec	Nonrecurring		Nonrecurring Disconnect		OSS Rates(\$)					
								First	Add'l	First	Add'l	SOME C	SOMAN	SOMAN	SOMAN	SOMAN	SOMAN
		4W DS1 Digital Loop/4W ISDN DS1 Digital Trunk Port - UNE Zone 2		2	UEPPP		274.00										
		4W DS1 Digital Loop/4W ISDN DS1 Digital Trunk Port - UNE Zone 3		3	UEPPP		425.41										
	UNE Loop Rates																
		4-Wire DS1 Digital Loop - UNE Zone 1		1	UEPPP	USL4P	101.92						40.71	9.58			
		4-Wire DS1 Digital Loop - UNE Zone 2		2	UEPPP	USL4P	177.63						40.71	9.58			
		4-Wire DS1 Digital Loop - UNE Zone 3		3	UEPPP	USL4P	329.04						40.71	9.58			
	UNE Port Rate																
		Exchange Ports - 4-Wire ISDN DS1 Port			UEPPP	UEPPP	96.37	1,150.00	1,150.00				40.71	9.58			
	NONRECURRING CHARGES - CURRENTLY COMBINED																
		4-Wire DS1 Digital Loop / 4-Wire ISDN DS1 Digital Trunk Port Combination - Conversion - Switch-as-is			UEPPP	USACP	0.00	238.13	157.11				40.71	9.58			
	ADDITIONAL NRCs																
		4-Wire DS1 Loop/4-W ISDN Digtl Trk Port - Subsqst Actvy-Inward/two way tel nos within Std Allowance (except NC)			UEPPP	PR7TF		0.9801									
		4-Wire DS1 Loop / 4-Wire ISDN DS1 Digital Trunk Port - Outward Tel Numbers (All States except NC)			UEPPP	PR7TO		23.02	23.02								
		4-Wire DS1 Loop / 4-Wire ISDN DS1 Digital Trk Port - Subsequent Inward Tel Nos Above Std Allowance			UEPPP	PR7ZT		46.05	46.05								
	LOCAL NUMBER PORTABILITY																
		Local Number Portability (1 per port)			UEPPP	LNPCN	1.75										
	INTERFACE (Provisioning Only)																
		Voice/Data			UEPPP	PR71V	0.00	0.00	0.00								
		Digital Data			UEPPP	PR71D	0.00	0.00	0.00								
		Inward Data			UEPPP	PR71E	0.00	0.00	0.00								
	New or Additional "B" Channel																
		New or Additional - Voice/Data B Channel			UEPPP	PR7BV	0.00	29.05									
		New or Additional - Digital Data B Channel			UEPPP	PR7BF	0.00	29.05									
		New or Additional Inward Data B Channel			UEPPP	PR7BD	0.00	29.05									
	CALL TYPES																
		Inward			UEPPP	PR7C1	0.00	0.00	0.00								
		Outward			UEPPP	PR7C0	0.00	0.00	0.00								
		Two-way			UEPPP	PR7CC	0.00	0.00	0.00								
	Interoffice Channel Mileage																
		Fixed Each Including First Mile			UEPPP	1LN1A	80.382	198.15	148.18	25.44			40.71	9.58			
		Each Airline-Fractional Additional Mile			UEPPP	1LN1B	0.692										
	4-WIRE DS1 DIGITAL LOOP WITH 4-WIRE DDITS TRUNK PORT																
	UNE Port/Loop Combination Rates																
		4W DS1 Digital Loop/4W DDITS Trunk Port - UNE Zone 1		1	UEPDC		170.59										
		4W DS1 Digital Loop/4W DDITS Trunk Port - UNE Zone 2		2	UEPDC		246.30										
		4W DS1 Digital Loop/4W DDITS Trunk Port - UNE Zone 3		3	UEPDC		397.71										
	UNE Loop Rates																
		4-Wire DS1 Digital Loop - UNE Zone 1		1	UEPDC	USLDC	101.92										
		4-Wire DS1 Digital Loop - UNE Zone 2		2	UEPDC	USLDC	177.63										
		4-Wire DS1 Digital Loop - UNE Zone 3		3	UEPDC	USLDC	329.04										
	UNE Port Rate																
		4-Wire DDITS Digital Trunk Port			UEPDC	UDD1T	68.67										
	NONRECURRING CHARGES - CURRENTLY COMBINED																
		4-Wire DS1 Digital Loop / 4-Wire DDITS Trunk Port Combination - Switch-as-is			UEPDC	USAC4		258.98	134.03				40.71	9.58			
		4-Wire DS1 Digital Loop / 4-Wire DDITS Trunk Port Combination - Conversion with DS1 Changes			UEPDC	USAWA		258.98	134.04				40.71	9.58			
		4-Wire DS1 Digital Loop / 4-Wire DDITS Trunk Port Combination - Conversion with Change - Trunk			UEPDC	USAWB		258.98	134.03				40.71	9.58			
	ADDITIONAL NRCs																
		4-Wire DS1 Loop / 4-Wire DDITS Trunk Port - NRC - Subsequent Channel Activation/Chan - 2-Way Trunk			UEPDC	UDTTA		28.85	28.95				40.71	9.58			

UNBUNDLED NETWORK ELEMENTS - Alabama												Attachment: 2		Exhibit: B		
CATEGORY	RATE ELEMENTS	Interi m	Zone	BCS	USOC	RATES(\$)				Svc Order Submitted Elec per LSR	Svc Order Submitted Manually per LSR	Incremental Charge - Manual Svc Order vs. Electronic- 1st	Incremental Charge - Manual Svc Order vs. Electronic- Add'l	Incremental Charge - Manual Svc Order vs. Electronic- Disc 1st	Incremental Charge - Manual Svc Order vs. Electronic- Disc Add'l	
							Nonrecurring		Nonrecurring Disconnect		OSS Rates(\$)					
						Rec	First	Add'l	First	Add'l	SOMEc	SOMAN	SOMAN	SOMAN	SOMAN	SOMAN
	4-Wire DS1 Loop / 4-Wire DDITS Trunk Port - Subsequent Channel Activation/Chan - 1-Way Outward Trunk			UEPDC	UDTTB		28.85	28.85					40.71	9.58		
	4-Wire DS1 Loop / 4-Wire DDITS Trunk Port - Subsqnt Channel Activation/Chan Inward Trunk w/out DID			UEPDC	UDTTC		28.85	28.85					40.71	9.58		
	4-Wire DS1 Loop / 4-Wire DDITS Trunk Port - Subsqnt Chan Activation Per Chan - Inward Trunk with DID			UEPDC	UDTTD		28.85	28.85					40.71	9.58		
	4-Wire DS1 Loop / 4-Wire DDITS Trunk Port - Subsqnt Chan Activation / Chan - 2-Way DID w User Trans			UEPDC	UDTTE		28.85	28.85					40.71	9.58		
	BIPOLAR 8 ZERO SUBSTITUTION															
	B8ZS - Superframe Format			UEPDC	CCOSF		0.00	600.00								
	B8ZS - Extended Superframe Format			UEPDC	CCOEF		0.00	600.00								
	Alternate Mark Inversion															
	AMI - Superframe Format			UEPDC	MCOSF		0.00	0.00								
	AMI - Extended SuperFrame Format			UEPDC	MCOPO		0.00	0.00								
	Telephone Number/Trunk Group Establishment Charges															
	Telephone Number for 2-Way Trunk Group			UEPDC	UDTGX	0.00										
	Telephone Number for 1-Way Outward Trunk Group			UEPDC	UDTGY	0.00										
	Telephone Number for 1-Way Inward Trunk Group Without DID			UEPDC	UDTGZ	0.00										
	DID Numbers for each Group of 20 DID Numbers			UEPDC	ND4	0.00	0.00									
	DID Numbers, Non- consecutive DID Numbers , Per Number			UEPDC	ND5	0.00										
	Reserve Non-Consecutive DID Nos			UEPDC	ND6	0.00	0.00	0.00								
	Reserve DID Numbers			UEPDC	NDV	0.00	0.00	0.00								
	Dedicated DS1 (Interoffice Channel Mileage) - FX/FCO for 4-Wire DS1 Digital Loop with 4-Wire DDITS Trunk Port															
	Interoffice Channel Mileage - Fixed rate 0-8 miles (Facilities Termination)			UEPDC	1LNO1	79.69	198.15	148.18	25.44	20.42			40.71	9.58		
	Interoffice Channel Mileage - Additional rate per mile - 0-8 miles			UEPDC	1LNOA	0.692	0.00	0.00								
	Interoffice Channel Mileage - Fixed rate 9-25 miles (Facilities Termination)			UEPDC	1LNO2	0.00	0.00	0.00								
	Interoffice Channel Mileage - Additional rate per mile - 9-25 miles			UEPDC	1LNOB	0.692	0.00	0.00								
	Interoffice Channel Mileage - Fixed rate 25+ miles (Facilities Termination)			UEPDC	1LNO3	0.00	0.00	0.00	0.00							
	Interoffice Channel Mileage - Additional rate per mile - 25+ miles			UEPDC	1LNOC	0.692	0.00	0.00								
	Local Number Portability, per DSO Activated			UEPDC	LNPCP	3.15	0.00	0.00	0.00							
	Central Office Terminating Point			UEPDC	CTG	0.00										
	4-WIRE DS1 LOOP WITH CHANNELIZATION WITH PORT															
	System is 1 DS1 Loop, 1 D4 Channel Bank, and up to 24 Feature Activations															
	Each System can have up to 24 combinations of rates depending on type and number of ports used															
	UNE DS1 Loop															
	4-Wire DS1 Loop - UNE Zone 1		1	UEPMG	USLDC	101.92	0.00	0.00								
	4-Wire DS1 Loop - UNE Zone 2		2	UEPMG	USLDC	177.63	0.00	0.00								
	4-Wire DS1 Loop - UNE Zone 3		3	UEPMG	USLDC	329.04	0.00	0.00								
	UNE DSO Channelization Capacities (D4 Channel Bank Configurations)															
	24 DSO Channel Capacity - 1 per DS1			UEPMG	VUM24	115.89	0.00	0.00					40.71	9.58		
	48 DSO Channel Capacity - 1 per 2 DS1s			UEPMG	VUM48	231.78	0.00	0.00					40.71	9.58		
	96 DSO Channel Capacity -1per 4 DS1s			UEPMG	VUM96	463.56	0.00	0.00					40.71	9.58		
	144 DSO Channel Capacity - 1 per 6 DS1s			UEPMG	VUM14	695.34	0.00	0.00					40.71	9.58		
	192 DSO Channel Capacity -1 per 8 DS1s			UEPMG	VUM19	980.00	0.00	0.00					40.71	9.58		
	240 DSO Channel Capacity - 1 per 10 DS1s			UEPMG	VUM20	1,158.90	0.00	0.00					40.71	9.58		
	288 DSO Channel Capacity - 1 per 12 DS1s			UEPMG	VUM28	1,390.68	0.00	0.00					40.71	9.58		
	384 DSO Channel Capacity - 1 per 16 DS1s			UEPMG	VUM38	1,854.24	0.00	0.00					40.71	9.58		
	480 DSO Channel Capacity - 1 per 20 DS1s			UEPMG	VUM40	2,317.80	0.00	0.00					40.71	9.58		
	576 DSO Channel Capacity -1 per 24 DS1s			UEPMG	VUM57	2,781.36	0.00	0.00					40.71	9.58		
	672 DSO Channel Capacity - 1 per 28 DS1s			UEPMG	VUM67	3,244.92	0.00	0.00					40.71	9.58		
	Non-Recurring Charges (NRC) Associated with 4-Wire DS1 Loop with Channelization with Port - Conversion Charge Based on a System															
	A Minimum System configuration is One (1) DS1, One (1) D4 Channel Bank, and Up To 24 DSO Ports with Feature Activations.															
	Multiples of this configuration functioning as one are considered Add'l after the minimum system configuration is counted.															

UNBUNDLED NETWORK ELEMENTS - Alabama												Attachment: 2		Exhibit: B		
CATEGORY	RATE ELEMENTS	Interim	Zone	BCS	USOC	RATES(\$)				Svc Order Submitted Elec per LSR	Svc Order Submitted Manually per LSR	Incremental Charge - Manual Svc Order vs. Electronic-1st	Incremental Charge - Manual Svc Order vs. Electronic-Add'l	Incremental Charge - Manual Svc Order vs. Electronic-Disc 1st	Incremental Charge - Manual Svc Order vs. Electronic-Disc Add'l	
							Nonrecurring		Nonrecurring Disconnect		OSS Rates(\$)					
						Rec	First	Add'l	First	Add'l	SOMEC	SOMAN	SOMAN	SOMAN	SOMAN	SOMAN
	NRC - Conversion (Currently Combined) with or without BellSouth Allowed Changes			UEPMG	USAC4	0.00	300.95	16.72					40.71	9.58		
	System Additions at End User Locations Where 4-Wire DS1 Loop with Channelization with Port Combination Currently Exists and New (Not Currently Combined) in GA, KY, LA, MS & TN Only															
	1 DS1/D4 Channel Bank - Add NRC for each Port and Assoc Fea Activation - New GA, LA, KY, MS, & TN Only			UEPMG	VUMD4	0.00	716.11	468.04	148.75	17.65			40.71	9.58		
	Bipolar 8 Zero Substitution															
	Clear Channel Capability Format, superframe - Subsequent Activity Only			UEPMG	CCOSF	0.00	0.00	600.00								
	Clear Channel Capability Format - Extended Superframe - Subsequent Activity Only			UEPMG	CCOEF	0.00	0.00	600.00								
	Alternate Mark Inversion (AMI)															
	Superframe Format			UEPMG	MCOSF	0.00	0.00	0.00								
	Extended Superframe Format			UEPMG	MCOPO	0.00	0.00	0.00								
	Exchange Ports Associated with 4-Wire DS1 Loop with Channelization with Port Exchange Ports															
	Line Side Combination Channelized PBX Trunk Port - Business			UEPPX	UEPCX	1.58	0.00	0.00	0.00	0.00			40.71	9.58		
	Line Side Outward Channelized PBX Trunk Port - Business			UEPPX	UEPOX	1.58	0.00	0.00	0.00	0.00			40.17	9.58		
	Line Side Inward Only Channelized PBX Trunk Port without DID			UEPPX	UEP1X	1.58	0.00	0.00	0.00	0.00			40.71	9.58		
	2-Wire Trunk Side Unbundled Channelized DID Trunk Port			UEPPX	UEPDM	9.20	0.00	0.00	0.00	0.00			40.71	9.58		
	2-Wire Channelized PBX Area Calling Service Combination Port (AL Only)			UEPPX	UEPA4	1.58	0.00	0.00					40.71	9.58		
	2 Wire Channelized PBX Area Calling Service Outgoing Only Port (AL Only)			UEPPX	UEPA3	1.58	0.00	0.00					40.71	9.58		
	Feature Activations - Unbundled Loop Concentration															
	Feature (Service) Activation for each Line Side Port Terminated in D4 Bank			UEPPX	1PQWM	0.64	25.39	13.41	4.19	4.16			40.71	9.58		
	Feature (Service) Activation for each Trunk Side Port Terminated in D4 Bank			UEPPX	1PQWU	0.64	78.13	18.42	59.24	11.58			40.17	9.58		
	Telephone Number/ Group Establishment Charges for DID Service															
	DID Trunk Termination (1 per Port)			UEPPX	NDT	0.00	0.00	0.00								
	DID Numbers - groups of 20 - Valid all States			UEPPX	ND4	0.00	0.00	0.00								
	Non-Consecutive DID Numbers - per number			UEPPX	ND5	0.00	0.00	0.00								
	Reserve Non-Consecutive DID Numbers			UEPPX	ND6	0.00	0.00	0.00								
	Reserve DID Numbers			UEPPX	NDV	0.00	0.00	0.00								
	Local Number Portability															
	Local Number Portability - 1 per port			UEPPX	LNPCP	3.15	0.00	0.00								
	FEATURES - Vertical and Optional															
	Local Switching Features Offered with Line Side Ports Only															
	All Features Available			UEPPX	UEPVF	5.55	0.00	0.00					40.71	9.58		
UNBUNDLED PORT LOOP COMBINATIONS - MARKET RATES																
	Market Rates shall apply where BellSouth is not required to provide unbundled local switching or switch ports per FCC and/or State Commission rules.															
	These scenarios include:															
	1. Unbundled port/loop combinations that are Not Currently Combined in Alabama, Florida and North Carolina.															
	2. Unbundled port/loop combinations that are Currently Combined or Not Currently Combined in Zone 1 of the Top 8 MSAs in BellSouth's region for end users with 4 or more DS0 equivalent lines.															
	The Top 8 MSAs in BellSouth's region are: FL (Orlando, Ft. Lauderdale, Miami); GA (Atlanta); LA (New Orleans); NC (Greensboro-Winston Salem-Highpoint/Charlotte-Gastonia-Rock Hill); TN (Nashville).															
	BellSouth currently is developing the billing capability to mechanically bill the recurring and non-recurring Market Rates in this section except for nonrecurring charges for not currently combined in AL, FL and NC. In the interim where BellSouth cannot bill Market Rates, BellSouth shall bill the rates in the Cost-Based section preceding in lieu of the Market Rates and reserves the right to true-up the billing difference.															
	The Market Rate for unbundled ports includes all available features in all states.															
	End Office and Tandem Switching Usage and Common Transport Usage rates in the Port section of this rate exhibit shall apply to all combinations of loop/port network elements except for UNE Coin Port/Loop Combinations which have a flat rate usage charge (USOC: URECU).															
	For Not Currently Combined scenarios where Market Rates apply, the Nonrecurring charges are listed in the First and Additional NRC columns for each Port USOC. For Currently Combined scenarios, the Nonrecurring charges are listed in the NRC - Currently Combined section. Additional NRCs may apply also and are categorized accordingly.															
	2-WIRE VOICE GRADE LOOP WITH 2-WIRE LINE PORT (RES)															
	UNE Port/Loop Combination Rates															
	2-Wire VG Loop/Port Combo - Zone 1		1			28.35										
	2-Wire VG Loop/Port Combo - Zone 2		2			37.31										

UNBUNDLED NETWORK ELEMENTS - Alabama												Attachment: 2		Exhibit: B		
CATEGORY	RATE ELEMENTS		Interim	Zone	BCS	USOC	RATES(\$)				Svc Order Submitted Elec per LSR	Svc Order Submitted Manually per LSR	Incremental Charge - Manual Svc Order vs. Electronic-1st	Incremental Charge - Manual Svc Order vs. Electronic-Add'l	Incremental Charge - Manual Svc Order vs. Electronic-Disc 1st	Incremental Charge - Manual Svc Order vs. Electronic-Disc Add'l
								Nonrecurring		Nonrecurring Disconnect		OSS Rates(\$)				
							Rec	First	Add'l	First	Add'l	SOME C	SOMAN	SOMAN	SOMAN	SOMAN
		2-Wire VG Loop/Port Combo - Zone 3		3			56.24									
		UNE Loop Rates														
		2-Wire Voice Grade Loop (SL1) - Zone 1		1	UEPRX	UEPLX	14.35									
		2-Wire Voice Grade Loop (SL1) - Zone 2		2	UEPRX	UEPLX	23.31									
		2-Wire Voice Grade Loop (SL1) - Zone 3		3	UEPRX	UEPLX	42.24									
		2-Wire Voice Grade Line Port (Res)														
		2-Wire voice unbundled port - residence			UEPRX	UEPRL	14.00	90.00	90.00				40.71	9.58		
		2-Wire voice unbundled port with Caller ID - res			UEPRX	UEPRC	14.00	90.00	90.00				40.71	9.58		
		2-Wire voice unbundled port outgoing only - res			UEPRX	UEPRO	14.00	90.00	90.00				40.71	9.58		
		2-Wire voice unbundles res, low usage line port with Caller ID (LUM)			UEPRX	UEPAP	14.00	90.00	90.00				40.71	9.58		
		LOCAL NUMBER PORTABILITY														
		Local Number Portability (1 per port)			UEPRX	LNPCX	0.35									
		FEATURES														
		All Features Offered			UEPRX	UEPVF	0.00	0.00	0.00							
		NONRECURRING CHARGES - CURRENTLY COMBINED														
		ADDITIONAL NRCs														
		NRC - 2-Wire Voice Grade Loop/Line Port Combination - Subsequent			UEPRX	USAS2		0.00	0.00				40.71	9.58		
		2-WIRE VOICE GRADE LOOP WITH 2-WIRE LINE PORT (BUS)														
		UNE Port/Loop Combination Rates														
		2-Wire VG Loop/Port Combo - Zone 1		1			28.35									
		2-Wire VG Loop/Port Combo - Zone 2		2			37.31									
		2-Wire VG Loop/Port Combo - Zone 3		3			56.24									
		UNE Loop Rates														
		2-Wire Voice Grade Loop (SL1) - Zone 1		1	UEPBX	UEPLX	14.35									
		2-Wire Voice Grade Loop (SL1) - Zone 2		2	UEPBX	UEPLX	23.31									
		2-Wire Voice Grade Loop (SL1) - Zone 3		3	UEPBX	UEPLX	42.24									
		2-Wire Voice Grade Line Port (Bus)														
		2-Wire voice unbundled port without Caller ID - bus			UEPBX	UEPBL	14.00	90.00	90.00				40.71	9.58		
		2-Wire voice unbundled port with Caller + E484 ID - bus			UEPBX	UEPBC	14.00	90.00	90.00				40.71	9.58		
		2-Wire voice unbundled port outgoing only - bus			UEPBX	UEPBO	14.00	90.00	90.00				40.71	9.58		
		LOCAL NUMBER PORTABILITY														
		Local Number Portability (1 per port)			UEPBX	LNPCX	0.35									
		FEATURES														
		All Features Offered			UEPBX	UEPVF	0.00	0.00	0.00				40.71	9.58		
		NONRECURRING CHARGES - CURRENTLY COMBINED														
		ADDITIONAL NRCs														
		NRC - 2-Wire Voice Grade Loop/Line Port Combination - Subsequent			UEPBX	USAS2		0.00	0.00				40.71	9.58		
		2-WIRE VOICE GRADE LOOP WITH 2-WIRE LINE PORT (RES - PBX)														
		UNE Port/Loop Combination Rates														
		2-Wire VG Loop/Port Combo - Zone 1		1			28.35									
		2-Wire VG Loop/Port Combo - Zone 2		2			37.31									
		2-Wire VG Loop/Port Combo - Zone 3		3			56.24									
		UNE Loop Rates														
		2-Wire Voice Grade Loop (SL1) - Zone 1		1	UEPRG	UEPLX	14.35									
		2-Wire Voice Grade Loop (SL1) - Zone 2		2	UEPRG	UEPLX	23.31									
		2-Wire Voice Grade Loop (SL1) - Zone 3		3	UEPRG	UEPLX	42.24									
		2-Wire Voice Grade Line Port Rates (RES - PBX)														
		2-Wire VG Unbundled Combination 2-Way PBX Trunk Port - Res			UEPRG	UEPRD	14.00	90.00	90.00				40.71	9.58		
		LOCAL NUMBER PORTABILITY														
		Local Number Portability (1 per port)			UEPRG	LNPCP	3.15									
		FEATURES														
		All Features Offered			UEPRG	UEPVF	0.00	0.00	0.00				40.71	9.58		
		ADDITIONAL NRCs														
		2 Wire Loop/Line Side Port Combination - Non feature - Subsequent Activity- Nonrecurring						0.00	0.00				40.71	9.58		

UNBUNDLED NETWORK ELEMENTS - Alabama											Attachment: 2		Exhibit: B			
CATEGORY	RATE ELEMENTS	Interim	Zone	BCS	USOC	RATES(\$)				Svc Order Submitted Elec per LSR	Svc Order Submitted Manually per LSR	Incremental Charge - Manual Svc Order vs. Electronic-1st	Incremental Charge - Manual Svc Order vs. Electronic-Add'l	Incremental Charge - Manual Svc Order vs. Electronic-Disc 1st	Incremental Charge - Manual Svc Order vs. Electronic-Disc Add'l	
							Nonrecurring		Nonrecurring Disconnect		OSS Rates(\$)					
						Rec	First	Add'l	First	Add'l	SOMEC	SOMAN	SOMAN	SOMAN	SOMAN	SOMAN
	PBX Subsequent Activity - Change/Rearrange Multiline Hunt Group						14.64	14.64					40.71	9.58		
	2-WIRE VOICE GRADE LOOP WITH 2-WIRE LINE PORT (BUS - PBX) UNE Port/Loop Combination Rates															
	2-Wire VG Loop/Port Combo - Zone 1		1			28.35										
	2-Wire VG Loop/Port Combo - Zone 2		2			37.31										
	2-Wire VG Loop/Port Combo - Zone 3		3			56.24										
	UNE Loop Rates															
	2-Wire Voice Grade Loop (SL1) - Zone 1		1	UEPPX	UEPLX	14.35										
	2-Wire Voice Grade Loop (SL1) - Zone 2		2	UEPPX	UEPLX	23.31										
	2-Wire Voice Grade Loop (SL1) - Zone 3		3	UEPPX	UEPLX	42.24										
	2-Wire Voice Grade Line Port Rates (BUS - PBX)															
	Line Side Unbundled Combination 2-Way PBX Trunk Port - Bus			UEPPX	UEPPC	14.00	90.00	90.00					40.71	9.58		
	Line Side Unbundled Outward PBX Trunk Port - Bus			UEPPX	UEPPO	14.00	90.00	90.00					40.71	9.58		
	Line Side Unbundled Incoming PBX Trunk Port - Bus			UEPPX	UEPP1	14.00	90.00	90.00					40.71	9.58		
	2-Wire Voice Unbundled 2-Way Combination PBX Alabama Calling Port			UEPPX	UEPA2	14.00	90.00	90.00					40.71	9.58		
	2-Wire Voice Unbundled PBX LD Terminal Ports			UEPPX	UEPLD	14.00	90.00	90.00					40.71	9.58		
	2-Wire Voice Unbundled 2-Way Combination PBX Usage Port			UEPPX	UEPXA	14.00	90.00	90.00					40.71	9.58		
	2-Wire Voice Unbundled PBX Toll Terminal Hotel Ports			UEPPX	UEPXB	14.00	90.00	90.00					40.71	9.58		
	2-Wire Voice Unbundled PBX LD DDD Terminals Port			UEPPX	UEPXC	14.00	90.00	90.00					40.71	9.58		
	2-Wire Voice Unbundled PBX LD Terminal Switchboard Port			UEPPX	UEPXD	14.00	90.00	90.00					40.71	9.58		
	2-Wire Voice Unbundled PBX LD Terminal Switchboard IDD Capable Port			UEPPX	UEPXE	14.00	90.00	90.00					40.71	9.58		
	2-Wire Voice Unbundled 2-Way PBX Hotel/Hospital Economy Administrative Calling Port			UEPPX	UEPXL	14.00	90.00	90.00					40.71	9.58		
	2-Wire Voice Unbundled 2-Way PBX Hotel/Hospital Economy Room Calling Port			UEPPX	UEPXM	14.00	90.00	90.00					40.71	9.58		
	2-Wire Voice Unbundled 1-Way Outgoing PBX Hotel/Hospital Discount Room Calling Port			UEPPX	UEPXO	14.00	90.00	90.00					40.71	9.58		
	2-Wire Voice Unbundled 1-Way Outgoing PBX Measured Port			UEPPX	UEPXS	14.00	90.00	90.00					40.71	9.58		
	LOCAL NUMBER PORTABILITY															
	Local Number Portability (1 per port)			UEPPX	LNPCP	3.15										
	FEATURES															
	All Features Offered			UEPPX	UEPVF	0.00	0.00	0.00					40.71	9.58		
	NONRECURRING CHARGES - CURRENTLY COMBINED															
	ADDITIONAL NRCs															
	2-Wire Voice Grade Loop/ Line Port Combination - Subsequent			UEPPX	USAS2		0.00	0.00					40.71	9.58		
	2 Wire Loop/Line Side Port Combination - Non feature - Subsequent Activity- Nonrecurring						0.00	0.00					40.71	9.58		
	PBX Subsequent Activity - Change/Rearrange Multiline Hunt Group						14.64	14.64					40.71	9.58		
	2-WIRE VOICE GRADE LOOP WITH 2-WIRE ANALOG LINE COIN PORT															
	UNE Port/Loop Combination Rates															
	2-Wire VG Coin Port/Loop Combo - Zone 1		1			28.35										
	2-Wire VG Coin Port/Loop Combo - Zone 2		2			37.31										
	2-Wire VG Coin Port/Loop Combo - Zone 3		3			56.24										
	UNE Loop Rates															
	2-Wire Voice Grade Loop (SL1) - Zone 1		1	UEPCO	UEPLX	14.35										
	2-Wire Voice Grade Loop (SL1) - Zone 2		2	UEPCO	UEPLX	23.31										
	2-Wire Voice Grade Loop (SL1) - Zone 3		3	UEPCO	UEPLX	42.24										
	2-Wire Voice Grade Line Port Rates (Coin)															
	2-Wire Coin 2-Way without Operator Screening and without Blocking (AL, KY, LA, MS)			UEPCO	UEPRF	14.00	90.00	90.00					40.71	9.58		
	2-Wire Coin 2-Way with Operator Screening (AL, KY)			UEPCO	UEPRE	14.00	90.00	90.00					40.71	9.58		
	2-Wire Coin 2-Way with Operator Screening and Blocking: 011, 900/976, 1+DDD (AL, KY, LA, MS, SC)			UEPCO	UEPRA	14.00	90.00	90.00					40.71	9.58		

UNBUNDLED NETWORK ELEMENTS - Alabama												Attachment: 2		Exhibit: B		
CATEGORY	RATE ELEMENTS		Interi m	Zone	BCS	USOC	RATES(\$)				Svc Order Submitted Elec per LSR	Svc Order Submitted Manually per LSR	Incremental Charge - Manual Svc Order vs. Electronic- 1st	Incremental Charge - Manual Svc Order vs. Electronic- Add'l	Incremental Charge - Manual Svc Order vs. Electronic- Disc 1st	Incremental Charge - Manual Svc Order vs. Electronic- Disc Add'l
								Nonrecurring		Nonrecurring Disconnect		OSS Rates(\$)				
							Rec	First	Add'l	First	Add'l	SOME C	SOMAN	SOMAN	SOMAN	SOMAN
		2-Wire Coin 2-Way with Operator Screening and 011 Blocking (AL, LA, MS)			UEPCO	UEPRB	14.00	90.00	90.00					40.71	9.58	
		2-Wire Coin 2-Way with Operator Screening & Blocking: 900/976, 1+DDD, 011+, & Local (AL, KY, LA, MS)			UEPCO	UEPCD	14.00	90.00	90.00					40.71	9.58	
		2-Wire Coin Outward with Operator Screening and 011 Blocking (AL, FL)			UEPCO	UEPRK	14.00	90.00	90.00					40.71	9.58	
		2-Wire Coin Outward with Operator Screening and Blocking: 011, 900/976, 1+DDD (AL, KY, LA, MS)			UEPCO	UEPRH	14.00	90.00	90.00					40.71	9.58	
		2-Wire Coin Outward Operator Screening & Blocking: 900/976, 1+DDD, 011+, & Local (AL, KY, LA, MS)			UEPCO	UEPCN	14.00	90.00	90.00					40.71	9.58	
LOCAL NUMBER PORTABILITY																
		Local Number Portability (1 per port)			UEPCO	LNPCX	0.35									
ADDITIONAL NRCs																
		2-Wire Voice Grade Loop/ Line Port Combination - Subsequent			UEPCO	USAS2		0.00	0.00					40.71	9.58	
UNBUNDLED PORT/LOOP COMBINATIONS - MARKET BASED RATES																
2-WIRE VOICE GRADE LOOP- BUS ONLY - WITH 2-WIRE DID TRUNK PORT																
UNE Port/Loop Combination Rates																
		2-Wire VG Loop/2-Wire DID Trunk Port Combo - UNE Zone 1		1			69.59									
		2-Wire VG Loop/2-Wire DID Trunk Port Combo - UNE Zone 2		2			76.58									
		2-Wire VG Loop/2-Wire DID Trunk Port Combo - UNE Zone 3		3			85.06									
UNE Loop Rates																
		2-Wire Analog Voice Grade Loop - (SL2) - UNE Zone 1		1	UEPPX	UECD1	20.42									
		2-Wire Analog Voice Grade Loop - (SL2) - UNE Zone 2		2	UEPPX	UECD1	27.41									
		2-Wire Analog Voice Grade Loop - (SL2) - UNE Zone 3		3	UEPPX	UECD1	35.89									
UNE Port Rate																
		Exchange Ports - 2-Wire DID Port			UEPPX	UEPD1	40.00	600.00	45.00					40.71	9.58	
NONRECURRING CHARGES - CURRENTLY COMBINED																
ADDITIONAL NRCs																
		2-Wire DID Subsequent Activity - Add Trunks, Per Trunk			UEPPX	USAS1		53.56	53.56					40.71	9.58	
Telephone Number/Trunk Group Establishment Charges																
		DID Trunk Termination (One Per Port)			UEPPX	NDT	0.00	0.00	0.00							
		Additional DID Numbers for each Group of 20 DID Numbers			UEPPX	ND4	0.00	0.00	0.00							
		DID Numbers, Non- consecutive DID Numbers , Per Number			UEPPX	ND5	0.00	0.00	0.00							
		Reserve Non-Consecutive DID numbers			UEPPX	ND6	0.00	0.00	0.00							
		Reserve DID Numbers			UEPPX	NDV	0.00	0.00	0.00							
LOCAL NUMBER PORTABILITY																
		Local Number Portability (1 per port)			UEPPX	LNPCP	3.15	0.00	0.00							
2-WIRE ISDN DIGITAL GRADE LOOP WITH 2-WIRE ISDN DIGITAL LINE SIDE PORT																
UNE Port/Loop Combination Rates																
		2W ISDN Digital Grade Loop/2W ISDN Digital Line Side Port - UNE Zone 1		1	UEPPB	UEPPR	87.20									
		2W ISDN Digital Grade Loop/2W ISDN Digital Line Side Port - UNE Zone 2		2	UEPPB	UEPPR	104.49									
		2W ISDN Digital Grade Loop/2W ISDN Digital Line Side Port - UNE Zone 3		3	UEPPB	UEPPR	115.97									
UNE Loop Rates																
		2-Wire ISDN Digital Grade Loop - UNE Zone 1		1	UEPPB	UEPPR	USL2X	27.20						40.71	9.58	
		2-Wire ISDN Digital Grade Loop - UNE Zone 2		2	UEPPB	UEPPR	USL2X	35.07						40.71	9.58	
		2-Wire ISDN Digital Grade Loop - UNE Zone 3		3	UEPPB	UEPPR	USL2X	45.97						40.71	9.58	
UNE Port Rate																
		Exchange Port - 2-Wire ISDN Line Side Port			UEPPB	UEPPR	UEPPB	60.00	525.00	400.00				40.71	9.58	
NONRECURRING CHARGES - CURRENTLY COMBINED																
ADDITIONAL NRCs																
LOCAL NUMBER PORTABILITY																
		Local Number Portability (1 per port)			UEPPB	UEPPR	LNPCX	0.35	0.00	0.00						
B-CHANNEL USER PROFILE ACCESS:																
		CVS/CSD (DMS/5ESS)			UEPPB	UEPPR	U1UCA	0.00	0.00	0.00						

UNBUNDLED NETWORK ELEMENTS - Alabama											Attachment: 2		Exhibit: B	
CATEGORY	RATE ELEMENTS	Interim	Zone	BCS	USOC	RATES(\$)			Svc Order Submitted Elec per LSR	Svc Order Submitted Manually per LSR	Incremental Charge - Manual Svc Order vs. Electronic-1st	Incremental Charge - Manual Svc Order vs. Electronic-Add'l	Incremental Charge - Manual Svc Order vs. Electronic-Disc 1st	Incremental Charge - Manual Svc Order vs. Electronic-Disc Add'l
						Rec	Nonrecurring First	Nonrecurring Add'l	Nonrecurring Disconnect First	Nonrecurring Disconnect Add'l	OSS Rates(\$)			
											SOMEc	SOMAN	SOMAN	SOMAN
	CVS (EWSD)			UEPPB UEPPR	U1UCB	0.00	0.00	0.00						
	CSD			UEPPB UEPPR	U1UCC	0.00	0.00	0.00						
	B-CHANNEL AREA PLUS USER PROFILE ACCESS: (AL,KY,LA,MS SC,MS, & TN)													
	CVS/CSD (DMS/5ESS)			UEPPB UEPPR	U1UCD	0.00	0.00	0.00						
	CVS (EWSD)			UEPPB UEPPR	U1UCE	0.00	0.00	0.00						
	CSD			UEPPB UEPPR	U1UCF	0.00	0.00	0.00						
	USER TERMINAL PROFILE													
	User Terminal Profile (EWSD only)			UEPPB UEPPR	U1UMA	0.00	0.00	0.00						
	VERTICAL FEATURES													
	All Vertical Features - One per Channel B User Profile			UEPPB UEPPR	UEPVF	5.55	0.00	0.00				40.71	9.58	
	INTEROFFICE CHANNEL MILEAGE													
	Interoffice Channel mileage each, including first mile and facilities termination			UEPPB UEPPR	M1GNC	17.81	107.11	48.27				40.71	9.58	
	Interoffice Channel mileage each, additional mile			UEPPB UEPPR	M1GNM	0.0339	0.00	0.00						
	4-WIRE DS1 DIGITAL LOOP WITH 4-WIRE ISDN DS1 DIGITAL TRUNK PORT													
	UNE Port/Loop Combination Rates													
	4W DS1 Digital Loop/4W ISDN DS1 Digital Trunk Port - UNE Zone 1		1	UEPPP		951.92								
	4W DS1 Digital Loop/4W ISDN DS1 Digital Trunk Port - UNE Zone 2		2	UEPPP		1,027.63								
	4W DS1 Digital Loop/4W ISDN DS1 Digital Trunk Port - UNE Zone 3		3	UEPPP		1,179.04								
	UNE Loop Rates													
	4-Wire DS1 Digital Loop - UNE Zone 1		1	UEPPP	USL4P	101.92						40.71	9.58	
	4-Wire DS1 Digital Loop - UNE Zone 2		2	UEPPP	USL4P	177.63						40.71	9.58	
	4-Wire DS1 Digital Loop - UNE Zone 3		3	UEPPP	USL4P	329.04						40.71	9.58	
	UNE Port Rate													
	Exchange Ports - 4-Wire ISDN DS1 Port			UEPPP	UEPPP	850.00	1,150.00	1,150.00				40.71	9.58	
	NONRECURRING CHARGES - CURRENTLY COMBINED													
	ADDITIONAL NRCs													
	4-Wire DS1 Loop/4-W ISDN Digt Trk Port - Subsq Actvy-Inward/two way tel nos within Std Allowance (except NC)			UEPPP	PR7TF		0.9801							
	4-Wire DS1 Loop / 4-Wire ISDN DS1 Digital Trunk Port - Outward Tel Numbers (All States except NC)			UEPPP	PR7TO		23.02	23.02						
	4-Wire DS1 Loop / 4-Wire ISDN DS1 Digital Trk Port - Subsequent Inward Tel Nos Above Std Allowance			UEPPP	PR7ZT		46.05	46.05						
	LOCAL NUMBER PORTABILITY													
	Local Number Portability (1 per port)			UEPPP	LNPCN	1.75								
	INTERFACE (Provisioning Only)													
	Voice/Data			UEPPP	PR71V	0.00	0.00	0.00						
	Digital Data			UEPPP	PR71D	0.00	0.00	0.00						
	Inward Data			UEPPP	PR71E	0.00	0.00	0.00						
	New or Additional "B" Channel													
	New or Additional - Voice/Data B Channel			UEPPP	PR7BV	0.00	40.00							
	New or Additional - Digital Data B Channel			UEPPP	PR7BF	0.00	40.00							
	New or Additional Inward Data B Channel			UEPPP	PR7BD	0.00	40.00							
	CALL TYPES													
	Inward			UEPPP	PR7C1	0.00	0.00	0.00						
	Outward			UEPPP	PR7C0	0.00	0.00	0.00						
	Two-way			UEPPP	PR7CC	0.00	0.00	0.00						
	Interoffice Channel Mileage													
	Fixed Each Including First Mile			UEPPP	1LN1A	80.382	198.15	148.18	25.44			40.71	9.58	
	Each Airline-Fractional Additional Mile			UEPPP	1LN1B	0.692								
	4-WIRE DS1 DIGITAL LOOP WITH 4-WIRE DDITS TRUNK PORT													
	UNE Port/Loop Combination Rates													
	4W DS1 Digital Loop/4W DDITS Trunk Port - Statewide		sw	UEPDC										
	4W DS1 Digital Loop/4W DDITS Trunk Port - UNE Zone 1		1	UEPDC		170.59								
	4W DS1 Digital Loop/4W DDITS Trunk Port - UNE Zone 2		2	UEPDC		246.30								
	4W DS1 Digital Loop/4W DDITS Trunk Port - UNE Zone 3		3	UEPDC		397.71								

UNBUNDLED NETWORK ELEMENTS - Alabama												Attachment: 2		Exhibit: B			
CATEGORY	RATE ELEMENTS		Interim	Zone	BCS	USOC	RATES(\$)				Svc Order Submitted Elec per LSR	Svc Order Submitted Manually per LSR	Incremental Charge - Manual Svc Order vs. Electronic-1st	Incremental Charge - Manual Svc Order vs. Electronic-Add'l	Incremental Charge - Manual Svc Order vs. Electronic-Disc 1st	Incremental Charge - Manual Svc Order vs. Electronic-Disc Add'l	
								Nonrecurring		Nonrecurring Disconnect		OSS Rates(\$)					
							Rec	First	Add'l	First	Add'l	SOME C	SOMAN	SOMAN	SOMAN	SOMAN	SOMAN
		4W DS1 Digital Loop/4W DDITS Trunk Port - UNE Zone 4		4	UEPDC												
		UNE Loop Rates															
		4-Wire DS1 Digital Loop - Statewide		sw	UEPDC	USLDC											
		4-Wire DS1 Digital Loop - UNE Zone 1		1	UEPDC	USLDC	101.92							40.71	9.58		
		4-Wire DS1 Digital Loop - UNE Zone 2		2	UEPDC	USLDC	177.63							40.71	9.58		
		4-Wire DS1 Digital Loop - UNE Zone 3		3	UEPDC	USLDC	329.04							40.71	9.58		
		4-Wire DS1 Digital Loop - UNE Zone 4		4	UEPDC	USLDC											
		UNE Port Rate															
		4-Wire DDITS Digital Trunk Port			UEPDC	UDD1T	750.00	1,003.02	478.01	211.87	20.77			40.71	9.58		
		NONRECURRING CHARGES - CURRENTLY COMBINED															
		4-Wire DS1 Digital Loop / 4-Wire DDITS Trunk Port Combination - Switch-As-Is Top 8 MSAs only			UEPDC	USAC4		258.98	134.03					40.71	9.58		
		4-Wire DS1 Digital Loop / 4-Wire DDITS Trunk Port Combination - Conversion with DS1 Changes Top 8 MSAs only			UEPDC	USAWA		258.98	134.04					40.71	9.58		
		4-Wire DS1 Digital Loop / 4-Wire DDITS Trunk Port Combination - Conversion with Change - Trunk Top 8 MSAs only			UEPDC	USAWB		258.98	134.03					40.71	9.58		
		ADDITIONAL NRCs															
		4-Wire DS1 Loop / 4-Wire DDITS Trunk Port - Subsequent Service Activity Per Service Order			UEPDC	USAS4								40.71	9.58		
		4-Wire DS1 Loop / 4-Wire DDITS Trunk Port - NRC - Subsequent Channel Activation/Chan - 2-Way Trunk			UEPDC	UDTTA		28.85	28.95					40.71	9.58		
		4-Wire DS1 Loop / 4-Wire DDITS Trunk Port - Subsequent Channel Activation/Chan - 1-Way Outward Trunk			UEPDC	UDTTB		28.85	28.85					40.71	9.58		
		4-Wire DS1 Loop / 4-Wire DDITS Trunk Port - Subsqnt Channel Activation/Chan - Inward Trunk w/out DID			UEPDC	UDTTC		28.85	28.85					40.71	9.58		
		4-Wire DS1 Loop / 4-Wire DDITS Trunk Port - Subsqnt Chan Activation Per Chan - Inward Trunk with DID			UEPDC	UDTTD		28.85	28.85					40.71	9.58		
		4-Wire DS1 Loop / 4-Wire DDITS Trunk Port - Subsqnt Chan Activation / Chan - 2-Way DID w User Trans			UEPDC	UDTTE		28.85	28.85					40.71	9.58		
		BIPOLAR & ZERO SUBSTITUTION															
		B&Z S - Superframe Format			UEPDC	CCOSF		0.00	600.00								
		B&Z S - Extended Superframe Format			UEPDC	CCOEF		0.00	600.00								
		Alternate Mark Inversion															
		AMI - Superframe Format			UEPDC	MCOSF		0.00	0.00								
		AMI - Extended SuperFrame Format			UEPDC	MCOPO		0.00	0.00								
		Telephone Number/Trunk Group Establishment Charges															
		Telephone Number for 2-Way Trunk Group			UEPDC	UDTGX	0.00										
		Telephone Number for 1-Way Outward Trunk Group			UEPDC	UDTGY	0.00										
		Telephone Number for 1-Way Inward Trunk Group Without DID			UEPDC	UDTGZ	0.00										
		DID Numbers, Establish Trunk Group and Provide First Group of 20 DID Numbers			UEPDC	NDZ	0.00	0.00	0.00								
		DID Numbers for each Group of 20 DID Numbers			UEPDC	ND4	0.00	0.00									
		DID Numbers, Non- consecutive DID Numbers , Per Number			UEPDC	ND5	0.00										
		Reserve Non-Consecutive DID Nos.			UEPDC	ND6	0.00	0.00	0.00								
		Reserve DID Numbers			UEPDC	NDV	0.00	0.00	0.00								
		Dedicated DS1 (Interoffice Channel Mileage) -															
		FX/FCO for 4-Wire DS1 Digital Loop with 4-Wire DDITS Trunk Port															
		Interoffice Channel Mileage - Fixed rate 0-8 miles (Facilities Termination)			UEPDC	1LNO1	79.69	198.15	148.18	25.44	20.42			40.71	9.58		
		Interoffice Channel Mileage - Additional rate per mile - 0-8 miles			UEPDC	1LNOA	0.692	0.00	0.00								
		Interoffice Channel Mileage - Fixed rate 9-25 miles (Facilities Termination)			UEPDC	1LNO2	0.00	0.00	0.00								
		Interoffice Channel Mileage - Additional rate per mile - 9-25 miles			UEPDC	1LNOB	0.692	0.00	0.00								
		Interoffice Channel Mileage - Fixed rate 25+ miles (Facilities Termination)			UEPDC	1LNO3	0.00	0.00	0.00	0.00							

UNBUNDLED NETWORK ELEMENTS - Alabama											Attachment: 2		Exhibit: B			
CATEGORY	RATE ELEMENTS	Interim	Zone	BCS	USOC	RATES(\$)				Svc Order Submitted Elec per LSR	Svc Order Submitted Manually per LSR	Incremental Charge - Manual Svc Order vs. Electronic-1st	Incremental Charge - Manual Svc Order vs. Electronic-Add'l	Incremental Charge - Manual Svc Order vs. Electronic-Disc 1st	Incremental Charge - Manual Svc Order vs. Electronic-Disc Add'l	
							Nonrecurring		Nonrecurring Disconnect		OSS Rates(\$)					
						Rec	First	Add'l	First	Add'l	SOMEC	SOMAN	SOMAN	SOMAN	SOMAN	SOMAN
	Interoffice Channel Mileage - Additional rate per mile - 25+ miles			UEPDC	1LNOC	0.692	0.00	0.00								
	Local Number Portability, per DSO Activated			UEPDC	LNPCP	3.15	0.00	0.00	0.00							
	Central Office Terminating Point			UEPDC	CTG	0.00										
	4-WIRE DS1 LOOP WITH CHANNELIZATION WITH PORT															
	System is 1 DS1 Loop, 1 D4 Channel Bank, and up to 24 Feature Activations															
	A system can have various rate combinations based on type and number of ports used															
	UNE DS1 Loop															
	4-Wire DS1 Loop - UNE Zone 1		1	UEPMG	USLDC	101.92	0.00	0.00								
	4-Wire DS1 Loop - UNE Zone 2		2	UEPMG	USLDC	177.63	0.00	0.00								
	4-Wire DS1 Loop - UNE Zone 3		3	UEPMG	USLDC	329.04	0.00	0.00								
	UNE DSO Channelization Capacities (D4 Channel Bank Configurations)															
	24 DSO Channel Capacity - 1 per DS1			UEPMG	VUM24	115.89	0.00	0.00					40.71	9.58		
	48 DSO Channel Capacity - 1 per 2 DS1s			UEPMG	VUM48	231.78	0.00	0.00					40.71	9.58		
	96 DSO Channel Capacity -1 per 4 DS1s			UEPMG	VUM96	463.56	0.00	0.00					40.71	9.58		
	144 DSO Channel Capacity - 1 per 6 DS1s			UEPMG	VUM14	695.34	0.00	0.00					40.71	9.58		
	192 DSO Channel Capacity -1 per 8 DS1s			UEPMG	VUM19	980.00	0.00	0.00					40.71	9.58		
	240 DSO Channel Capacity - 1 per 10 DS1s			UEPMG	VUM20	1,158.90	0.00	0.00					40.71	9.58		
	288 DSO Channel Capacity - 1 per 12 DS1s			UEPMG	VUM28	1,390.68	0.00	0.00					40.71	9.58		
	384 DSO Channel Capacity - 1 per 16 DS1s			UEPMG	VUM38	1,854.24	0.00	0.00					40.71	9.58		
	480 DSO Channel Capacity - 1 per 20 DS1s			UEPMG	VUM40	2,317.80	0.00	0.00					40.71	9.58		
	576 DSO Channel Capacity -1 per 24 DS1s			UEPMG	VUM57	2,781.36	0.00	0.00					40.71	9.58		
	672 DSO Channel Capacity - 1 per 28 DS1s			UEPMG	VUM67	3,244.92	0.00	0.00					40.71	9.58		
	Non-Recurring Charges (NRC) Associated with 4-Wire DS1 Loop with Channelization with Port - Conversion Charge Based on a System															
	A Minimum System configuration is One (1) DS1, One (1) D4 Channel Bank, and Up To 24 DSO Ports with Feature Activations.															
	Multiples of this configuration functioning as one are considered Add'l after the minimum system configuration is counted.															
	System Additions Where Currently Combined and New (Not Currently Combined)															
	In Top 8 MSAs and AL, FL, and NC Only															
	1 DS1/D4 Channel Bank - Add NRC for each Port and Assoc Fea Activation -			UEPMG	VUMD4	0.00	716.11	468.04	148.75	17.65			40.71	9.58		
	Bipolar 8 Zero Substitution															
	Clear Channel Capability Format, superframe - Subsequent Activity Only			UEPMG	CCOSF	0.00	0.00	600.00								
	Clear Channel Capability Format - Extended Superframe - Subsequent Activity Only			UEPMG	CCOEF	0.00	0.00	600.00								
	Alternate Mark Inversion (AMI)															
	Superframe Format			UEPMG	MCOSF	0.00	0.00	0.00								
	Extended Superframe Format			UEPMG	MCOPO	0.00	0.00	0.00								
	Exchange Ports Associated with 4-Wire DS1 Loop with Channelization with Port															
	Exchange Ports															
	Line Side Combination Channelized PBX Trunk Port - Business			UEPPX	UEPCX	14.00	0.00	0.00	0.00	0.00			40.71	9.58		
	Line Side Outward Channelized PBX Trunk Port - Business			UEPPX	UEPOX	14.00	0.00	0.00	0.00	0.00			40.17	9.58		
	Line Side Inward Only Channelized PBX Trunk Port without DID			UEPPX	UEP1X	14.00	0.00	0.00	0.00	0.00			40.71	9.58		
	2-Wire Trunk Side Unbundled Channelized DID Trunk Port			UEPPX	UEPDM	40.00	0.00	0.00	0.00	0.00			40.71	9.58		
	2-Wire Channelized PBX Area Calling Service Combination Port (AL Only)			UEPPX	UEPA4	14.00	0.00	0.00					40.71	9.58		
	2 Wire Channelized PBX Area Calling Service Outgoing Only Port (AL Only)			UEPPX	UEPA3	14.00	0.00	0.00					40.71	9.58		
	Feature Activations - Unbundled Loop Concentration															
	Feature (Service) Activation for each Line Side Port Terminated in D4 Bank			UEPPX	1PQWM	0.62	40.00	20.00	6.00	5.00			40.71	9.58		
	Feature (Service) Activation for each Trunk Side Port Terminated in D4 Bank			UEPPX	1PQWU	0.62	110.00	30.00	65.00	20.00			40.17	9.58		
	Telephone Number/ Group Establishment Charges for DID Service															
	DID Trunk Termination (1 per Port)			UEPPX	NDT	0.00	0.00	0.00								
	DID Numbers - groups of 20 - Valid all States			UEPPX	ND4	0.00	0.00	0.00								
	Non-Consecutive DID Numbers - per number			UEPPX	ND5	0.00	0.00	0.00								

UNBUNDLED NETWORK ELEMENTS - Alabama												Attachment: 2		Exhibit: B			
CATEGORY	RATE ELEMENTS				Interim	Zone	BCS	USOC	RATES(\$)			Svc Order Submitted Elec per LSR	Svc Order Submitted Manually per LSR	Incremental Charge - Manual Svc Order vs. Electronic-1st	Incremental Charge - Manual Svc Order vs. Electronic-Add'l	Incremental Charge - Manual Svc Order vs. Electronic-Disc 1st	Incremental Charge - Manual Svc Order vs. Electronic-Disc Add'l

UNBUNDLED NETWORK ELEMENTS - Alabama												Attachment: 2		Exhibit: B				
CATEGORY	RATE ELEMENTS				Interim	Zone	BCS	USOC	RATES(\$)			Svc Order Submitted Elec per LSR	Svc Order Submitted Manually per LSR	Incremental Charge - Manual Svc Order vs. Electronic-1st	Incremental Charge - Manual Svc Order vs. Electronic-Add'l	Incremental Charge - Manual Svc Order vs. Electronic-Disc 1st	Incremental Charge - Manual Svc Order vs. Electronic-Disc Add'l	
												OSS Rates(\$)						
								Rec	First	Add'l	First	Add'l	SOME C	SOMAN	SOMAN	SOMAN	SOMAN	SOMAN
		2-Wire Voice Grade Port, Diff Serving Wire Center - 800 Service Term				UEP91	UEPQZ	2.20							40.71	9.58		
		2-Wire Voice Grade Port terminated in on Megalink or equivalent				UEP91	UEPQ9	2.20							40.71	9.58		
		2-Wire Voice Grade Port Terminated on 800 Service Term				UEP91	UEPQ2	2.20							40.71	9.58		
	Local Switching																	
		Centrex Intercom Functionality, per port				UEP91	URECS	0.5488										
	Local Number Portability																	
		Local Number Portability (1 per port)				UEP91	LNPCG	0.35										
	Features																	
		All Standard Features Offered, per port				UEP91	UEPVF	2.64										
		All Select Features Offered, per port				UEP91	UEPVS	0.00	405.52						40.71	9.58		
		All Centrex Control Features Offered, per port				UEP91	UEPVC	2.64										
	NARS																	
		Unbundled Network Access Register - Combination				UEP91	UARCX	0.00	0.00	0.00					40.71	9.58		
		Unbundled Network Access Register - Indial				UEP91	UAR1X	0.00	0.00	0.00					40.71	9.58		
		Unbundled Network Access Register - Outdial				UEP91	UARO X	0.00	0.00	0.00					40.71	9.58		
	Miscellaneous Terminations																	
	2-Wire Trunk Side																	
		Trunk Side Terminations, each				UEP91	CENA6	9.17										
	Interoffice Channel Mileage - 2-Wire																	
		Interoffice Channel Facilities Termination - Voice Grade				UEP91	MIGBC	24.15							40.71	9.58		
		Interoffice Channel mileage, per mile or fraction of mile				UEP91	MIGBM	0.0101							40.71	9.58		
	Feature Activations (DS0) Centrex Loops on Channelized DS1 Service																	
	D4 Channel Bank Feature Activations																	
		Feature Activation on D-4 Channel Bank Centrex Loop Slot				UEP91	1PQWS	0.64										
		Feature Activation on D-4 Channel Bank FX line Side Loop Slot				UEP91	1PQW6	0.64										
		Feature Activation on D-4 Channel Bank FX Trunk Side Loop Slot				UEP91	1PQW7	0.64										
		Feature Activation on D-4 Channel Bank Centrex Loop Slot - Different Wire Center				UEP91	1PQWP	0.64										
		Feature Activation on D-4 Channel Bank Private Line Loop Slot				UEP91	1PQWV	0.64										
		Feature Activation on D-4 Channel Bank Tjle Line/Trunk Loop Slot				UEP91	1PQWQ	0.64										
		Feature Activation on D-4 Channel Bank WATS Loop Slot				UEP91	1PQWA	0.64										
	Non-Recurring Charges (NRC) Associated with UNE-P Centrex																	
		Conversion - Currently Combined Switch-As-Is with allowed changes, per port				UEP91	USAC2		2.80	0.41					40.71	9.58		
		New Centrex Standard Common Block				UEP91	M1ACS	0.00	667.21						40.71	9.58		
		New Centrex Customized Common Block				UEP91	M1ACC	0.00	667.21						40.71	9.58		
		Secondary Block, per Block				UEP91	M2CC1	0.00	78.02						40.71	9.58		
		NAR Establishment Charge, Per Occasion				UEP91	URECA	0.00	72.73						40.71	9.58		
	UNE-P CENTREX - 5ESS (Valid in All States)																	
	2-Wire VG Loop/2-Wire Voice Grade Port (Centrex) Combo																	
	UNE Port/Loop Combination Rates (Non-Design)																	
		2-Wire VG Loop/2-Wire Voice Grade Port (Centrex) Port Combo - Non-Design		1		UEP95		16.55										
		2-Wire VG Loop/2-Wire Voice Grade Port (Centrex)Port Combo - Non-Design		2		UEP95		25.51										
		2-Wire VG Loop/2-Wire Voice Grade Port (Centrex)Port Combo - Non-Design		3		UEP95		44.44										
	UNE Port/Loop Combination Rates (Design)																	
		2-Wire VG Loop/2-Wire Voice Grade Port (Centrex) Port Combo - Design		1		UEP95		22.62										
		2-Wire VG Loop/2-Wire Voice Grade Port (Centrex)Port Combo - Design		2		UEP95		29.61										

UNBUNDLED NETWORK ELEMENTS - Alabama												Attachment: 2		Exhibit: B			
CATEGORY	RATE ELEMENTS		Interim	Zone	BCS	USOC	RATES(\$)				Svc Order Submitted Elec per LSR	Svc Order Submitted Manually per LSR	Incremental Charge - Manual Svc Order vs. Electronic-1st	Incremental Charge - Manual Svc Order vs. Electronic-Add'l	Incremental Charge - Manual Svc Order vs. Electronic-Disc 1st	Incremental Charge - Manual Svc Order vs. Electronic-Disc Add'l	
								Nonrecurring		Nonrecurring Disconnect		OSS Rates(\$)					
							Rec	First	Add'l	First	Add'l	SOME C	SOMAN	SOMAN	SOMAN	SOMAN	SOMAN
		2-Wire VG Loop/2-Wire Voice Grade Port (Centrex)Port Combo - Design		3	UEP95		38.09										
	UNE Loop Rate																
		2-Wire Voice Grade Loop (SL 1) - Zone 1		1	UEP95	UECS1	14.35										
		2-Wire Voice Grade Loop (SL 1) - Zone 2		2	UEP95	UECS1	23.31										
		2-Wire Voice Grade Loop (SL 1) - Zone 3		3	UEP95	UECS1	42.24										
		2-Wire Voice Grade Loop (SL 2) - Zone 1		1	UEP95	UECS2	20.42										
		2-Wire Voice Grade Loop (SL 2) - Zone 2		2	UEP95	UECS2	27.41										
		2-Wire Voice Grade Loop (SL 2) - Zone 3		3	UEP95	UECS2	35.89										
	UNE Port Rate																
	All States																
		2-Wire Voice Grade Port (Centrex) Basic Local Area			UEP95	UEPYA	2.20						40.71	9.58			
		2-Wire Voice Grade Port (Centrex 800 termination)			UEP95	UEPYB	2.20						40.71	9.58			
		2-Wire Voice Grade Port (Centrex with Caller ID)1Basic Local Area			UEP95	UEPYH	2.20						40.71	9.58			
		2-Wire Voice Grade Port (Centrex from diff Serving Wire Center)2 Basic Local Area			UEP95	UEPYM	2.20						40.71	9.58			
		2-Wire Voice Grade Port, Diff Serving Wire Center - 800 Service Term - Basic Local Area			UEP95	UEPYZ	2.20						40.71	9.58			
		2-Wire Voice Grade Port terminated in on Megalink or equivalent - Basic Local Area			UEP95	UEPY9	2.20						40.71	9.58			
		2-Wire Voice Grade Port Terminated on 800 Service Term - Basic Local Area			UEP95	UEPY2	2.20						40.71	9.58			
	AL, KY, LA, MS, SC, & TN Only																
		2-Wire Voice Grade Port (Centrex)			UEP95	UEPQA	2.20						40.71	9.58			
		2-Wire Voice Grade Port (Centrex 800 termination)			UEP95	UEPQB	2.20						40.71	9.58			
		2-Wire Voice Grade Port (Centrex with Caller ID)1			UEP95	UEPQH	2.20						40.71	9.58			
		2-Wire Voice Grade Port (Centrex from diff Serving Wire Center)2			UEP95	UEPQM	2.20						40.71	9.58			
		2-Wire Voice Grade Port, Diff Serving Wire Center - 800 Service Term			UEP95	UEPQZ	2.20						40.71	9.58			
		2-Wire Voice Grade Port terminated in on Megalink or equivalent			UEP95	UEPQ9	2.20						40.71	9.58			
		2-Wire Voice Grade Port Terminated on 800 Service Term			UEP95	UEPQ2	2.20						40.71	9.58			
	Local Switching																
		Centrex Intercom Functionality, per port			UEP95	URECS	0.5488										
	Local Number Portability																
		Local Number Portability (1 per port)			UEP95	LNPCC	0.35										
	Features																
		All Standard Features Offered, per port			UEP95	UEPVF	2.64										
		All Select Features Offered, per port			UEP95	UEPVS	0.00	405.52						40.71	9.58		
		All Centrex Control Features Offered, per port			UEP95	UEPVC	2.64										
	NARS																
		Unbundled Network Access Register - Combination			UEP95	UARCX	0.00	0.00	0.00					40.71	9.58		
		Unbundled Network Access Register - Indial			UEP95	UAR1X	0.00	0.00	0.00					40.71	9.58		
		Unbundled Network Access Register - Outdial			UEP95	UARO X	0.00	0.00	0.00					40.71	9.58		
	Miscellaneous Terminations																
	2-Wire Trunk Side																
		Trunk Side Terminations, each			UEP95	CEND6	9.17										
	4-Wire Digital (1.544 Megabits)																
		DS1 Circuit Terminations, each			UEP95	M1HD1	68.67										
		DS0 Channels Activated, each			UEP95	M1HDO	0.00	28.25						40.71	9.58		
	Interoffice Channel Mileage - 2-Wire																
		Interoffice Channel Facilities Termination			UEP95	MIGBC	24.15										
		Interoffice Channel mileage, per mile or fraction of mile			UEP95	MIGBM	0.0101										
	Feature Activations (DS0) Centrex Loops on Channelized DS1 Service																
	D4 Channel Bank Feature Activations																
		Feature Activation on D-4 Channel Bank Centrex Loop Slot			UEP95	1PQWS	0.64										

UNBUNDLED NETWORK ELEMENTS - Alabama												Attachment: 2		Exhibit: B			
CATEGORY	RATE ELEMENTS		Interim	Zone	BCS	USOC	RATES(\$)				Svc Order Submitted Elec per LSR	Svc Order Submitted Manually per LSR	Incremental Charge - Manual Svc Order vs. Electronic-1st	Incremental Charge - Manual Svc Order vs. Electronic-Add'l	Incremental Charge - Manual Svc Order vs. Electronic-Disc 1st	Incremental Charge - Manual Svc Order vs. Electronic-Disc Add'l	
							Rec	Nonrecurring		Nonrecurring Disconnect		OSS Rates(\$)					
								First	Add'l	First	Add'l	SOME C	SOMAN	SOMAN	SOMAN	SOMAN	SOMAN
		Feature Activation on D-4 Channel Bank FX line Side Loop Slot			UEP95	1PQW6	0.64										
		Feature Activation on D-4 Channel Bank FX Trunk Side Loop Slot			UEP95	1PQW7	0.64										
		Feature Activation on D-4 Channel Bank Centrex Loop Slot - Different Wire Center			UEP95	1PQWP	0.64										
		Feature Activation on D-4 Channel Bank Private Line Loop Slot			UEP95	1PQWV	0.64										
		Feature Activation on D-4 Channel Bank Tjle Line/Trunk Loop Slot			UEP95	1PQWQ	0.64										
		Feature Activation on D-4 Channel Bank WATS Loop Slot			UEP95	1PQWA	0.64										
	Non-Recurring Charges (NRC) Associated with UNE-P Centrex																
		NRC Conversion Currently Combined Switch-As-Is with allowed changes, per port			UEP95	USAC2		2.80	0.41					40.71	9.58		
		New Centrex Standard Common Block			UEP95	M1ACS	0.00	667.21						40.71	9.58		
		New Centrex Customized Common Block			UEP95	M1ACC	0.00	667.21						40.71	9.58		
		NAR Establishment Charge, Per Occasion			UEP95	URECA	0.00	72.73						40.71	9.58		
	UNE-P CENTREX - DM \$100 (Valid in All States)																
	2-Wire VG Loop/2-Wire Voice Grade Port (Centrex) Combo																
	UNE Port/Loop Combination Rates (Non-Design)																
		2-Wire VG Loop/2-Wire Voice Grade Port (Centrex) Port Combo - Non-Design		1	UEP9D		16.55										
		2-Wire VG Loop/2-Wire Voice Grade Port (Centrex)Port Combo - Non-Design		2	UEP9D		25.51										
		2-Wire VG Loop/2-Wire Voice Grade Port (Centrex)Port Combo - Non-Design		3	UEP9D		44.44										
	UNE Port/Loop Combination Rates (Design)																
		2-Wire VG Loop/2-Wire Voice Grade Port (Centrex) Port Combo - Design		1	UEP9D		22.62										
		2-Wire VG Loop/2-Wire Voice Grade Port (Centrex)Port Combo - Design		2	UEP9D		29.61										
		2-Wire VG Loop/2-Wire Voice Grade Port (Centrex)Port Combo - Design		3	UEP9D		38.09										
	UNE Loop Rate																
		2-Wire Voice Grade Loop (SL 1) - Zone 1		1	UEP9D	UECS1	14.35										
		2-Wire Voice Grade Loop (SL 1) - Zone 2		2	UEP9D	UECS1	23.31										
		2-Wire Voice Grade Loop (SL 1) - Zone 3		3	UEP9D	UECS1	42.24										
		2-Wire Voice Grade Loop (SL 2) - Zone 1		1	UEP9D	UECS2	20.42										
		2-Wire Voice Grade Loop (SL 2) - Zone 2		2	UEP9D	UECS2	27.41										
		2-Wire Voice Grade Loop (SL 2) - Zone 3		3	UEP9D	UECS2	35.89										
	UNE Port Rate																
	ALL STATES																
		2-Wire Voice Grade Port (Centrex) Basic Local Area			UEP9D	UEPYA	2.20							40.71	9.58		
		2-Wire Voice Grade Port (Centrex 800 termination)Basic Local Area			UEP9D	UEPYB	2.20							40.71	9.58		
		2-Wire Voice Grade Port (Centrex / EBS-PSET)3Basic Local Area			UEP9D	UEPYC	2.20							40.71	9.58		
		2-Wire Voice Grade Port (Centrex / EBS-M5009)3Basic Local Area			UEP9D	UEPYD	2.20							40.71	9.58		
		2-Wire Voice Grade Port (Centrex / EBS-M5209)3 Basic Local Area			UEP9D	UEPYE	2.20							40.71	9.58		
		2-Wire Voice Grade Port (Centrex / EBS-M5112))3 Basic Local Area			UEP9D	UEPYF	2.20							40.71	9.58		
		2-Wire Voice Grade Port (Centrex / EBS-M5312))3Basic Local Area			UEP9D	UEPYG	2.20							40.71	9.58		
		2-Wire Voice Grade Port (Centrex / EBS-M5008))3 Basic Local Area			UEP9D	UEPYT	2.20							40.71	9.58		
		2-Wire Voice Grade Port (Centrex / EBS-M5208))3 Basic Local Area			UEP9D	UEPYU	2.20							40.71	9.58		

UNBUNDLED NETWORK ELEMENTS - Alabama													Attachment: 2		Exhibit: B		
CATEGORY		RATE ELEMENTS	Interim	Zone	BCS	USOC	RATES(\$)				Svc Order Submitted Elec per LSR	Svc Order Submitted Manually per LSR	Incremental Charge - Manual Svc Order vs. Electronic-1st	Incremental Charge - Manual Svc Order vs. Electronic-Add'l	Incremental Charge - Manual Svc Order vs. Electronic-Disc 1st	Incremental Charge - Manual Svc Order vs. Electronic-Disc Add'l	
							Rec	Nonrecurring		Nonrecurring Disconnect		OSS Rates(\$)					
								First	Add'l	First	Add'l	SOME C	SOMAN	SOMAN	SOMAN	SOMAN	SOMAN
		2-Wire Voice Grade Port (Centrex / EBS-M5216))3 Basic Local Area			UEP9D	UEPYV	2.20							40.71	9.58		
		2-Wire Voice Grade Port (Centrex / EBS-M5316))3 Basic Local Area			UEP9D	UEPY3	2.20							40.71	9.58		
		2-Wire Voice Grade Port (Centrex with Caller ID) Basic Local Area			UEP9D	UEPYH	2.20							40.71	9.58		
		2-Wire Voice Grade Port (Centrex/Caller ID/Msg Wtg Lamp Indication))3 Basic Local Area			UEP9D	UEPYW	2.20							40.71	9.58		
		2-Wire Voice Grade Port (Centrex/Msg Wtg Lamp Indication))3 Basic Local Area			UEP9D	UEPYJ	2.20							40.71	9.58		
		2-Wire Voice Grade Port (Centrex from diff Serving Wire Center) 2 Basic Local Area			UEP9D	UEPYM	2.20							40.71	9.58		
		2-Wire Voice Grade Port (Centrex/differ SWC /EBS-PSET)2, 3 Basic Local Area			UEP9D	UEPYO	2.20							40.71	9.58		
		2-Wire Voice Grade Port (Centrex/differ SWC /EBS-M5009)2, 3 Basic Local Area			UEP9D	UEPYP	2.20							40.71	9.58		
		2-Wire Voice Grade Port (Centrex/differ SWC /EBS-5209)2, 3 Basic Local Area			UEP9D	UEPYQ	2.20							40.71	9.58		
		2-Wire Voice Grade Port (Centrex/differ SWC /EBS-M5112)2, 3 Basic Local Area			UEP9D	UEPYR	2.20							40.71	9.58		
		2-Wire Voice Grade Port (Centrex/differ SWC /EBS-M5312)2, 3 Basic Local Area			UEP9D	UEPYS	2.20							40.71	9.58		
		2-Wire Voice Grade Port (Centrex/differ SWC /EBS-M5008)2, 3 Basic Local Area			UEP9D	UEPY4	2.20							40.71	9.58		
		2-Wire Voice Grade Port (Centrex/differ SWC /EBS-M5208)2, 3 Basic Local Area			UEP9D	UEPY5	2.20							40.71	9.58		
		2-Wire Voice Grade Port (Centrex/differ SWC /EBS-M5216)2, 3 Basic Local Area			UEP9D	UEPY6	2.20							40.71	9.58		
		2-Wire Voice Grade Port (Centrex/differ SWC /EBS-M5316)2, 3 Basic Local Area			UEP9D	UEPY7	2.20							40.71	9.58		
		2-Wire Voice Grade Port, Diff Serving Wire Center - 800 Service Term			UEP9D	UEPYZ	2.20							40.71	9.58		
		2-Wire Voice Grade Port terminated in on Megalink or equivalent Basic Local Area			UEP9D	UEPY9	2.20							40.71	9.58		
		2-Wire Voice Grade Port Terminated on 800 Service Term Basic Local Area			UEP9D	UEPY2	2.20							40.71	9.58		
	AL, KY, LA, MS, SC, & TN Only																
		2-Wire Voice Grade Port (Centrex)			UEP9D	UEPQA	2.20							40.71	9.58		
		2-Wire Voice Grade Port (Centrex 800 termination)			UEP9D	UEPQB	2.20							40.71	9.58		
		2-Wire Voice Grade Port (Centrex / EBS-PSET)3			UEP9D	UEPQC	2.20							40.71	9.58		
		2-Wire Voice Grade Port (Centrex / EBS-M5009)3			UEP9D	UEPQD	2.20							40.71	9.58		
		2-Wire Voice Grade Port (Centrex / EBS-M5209)3			UEP9D	UEPQE	2.20							40.71	9.58		
		2-Wire Voice Grade Port (Centrex / EBS-M5112)3			UEP9D	UEPQF	2.20							40.71	9.58		
		2-Wire Voice Grade Port (Centrex / EBS-M5312)3			UEP9D	UEPQG	2.20							40.71	9.58		
		2-Wire Voice Grade Port (Centrex / EBS-M5008)3			UEP9D	UEPQT	2.20							40.71	9.58		
		2-Wire Voice Grade Port (Centrex / EBS-M5208)3			UEP9D	UEPQU	2.20							40.71	9.58		
		2-Wire Voice Grade Port (Centrex / EBS-M5216)3			UEP9D	UEPQV	2.20							40.71	9.58		
		2-Wire Voice Grade Port (Centrex / EBS-M5316)3			UEP9D	UEPQ3	2.20							40.71	9.58		
		2-Wire Voice Grade Port (Centrex with Caller ID)			UEP9D	UEPQH	2.20							40.71	9.58		
		2-Wire Voice Grade Port (Centrex/Caller ID/Msg Wtg Lamp Indication)3			UEP9D	UEPQW	2.20							40.71	9.58		
		2-Wire Voice Grade Port (Centrex/Msg Wtg Lamp Indication)3			UEP9D	UEPQJ	2.20							40.71	9.58		
		2-Wire Voice Grade Port (Centrex from diff Serving Wire Center) 2			UEP9D	UEPQM	2.20							40.71	9.58		
		2-Wire Voice Grade Port (Centrex/differ SWC /EBS-PSET)2, 3			UEP9D	UEPQO	2.20							40.71	9.58		
		2-Wire Voice Grade Port (Centrex/differ SWC /EBS-M5009)2, 3			UEP9D	UEPQP	2.20							40.71	9.58		
		2-Wire Voice Grade Port (Centrex/differ SWC /EBS-5209)2, 3			UEP9D	UEPQQ	2.20							40.71	9.58		

UNBUNDLED NETWORK ELEMENTS - Alabama												Attachment: 2		Exhibit: B			
CATEGORY	RATE ELEMENTS		Interim	Zone	BCS	USOC	RATES(\$)				Svc Order Submitted Elec per LSR	Svc Order Submitted Manually per LSR	Incremental Charge - Manual Svc Order vs. Electronic-1st	Incremental Charge - Manual Svc Order vs. Electronic-Add'l	Incremental Charge - Manual Svc Order vs. Electronic-Disc 1st	Incremental Charge - Manual Svc Order vs. Electronic-Disc Add'l	
								Nonrecurring		Nonrecurring Disconnect		OSS Rates(\$)					
							Rec	First	Add'l	First	Add'l	SOMEc	SOMAN	SOMAN	SOMAN	SOMAN	SOMAN
		2-Wire Voice Grade Port (Centrex/differ SWC /EBS-M5112)2, 3			UEP9D	UEPQR	2.20							40.71	9.58		
		2-Wire Voice Grade Port (Centrex/differ SWC /EBS-M5312)2, 3			UEP9D	UEPQS	2.20							40.71	9.58		
		2-Wire Voice Grade Port (Centrex/differ SWC /EBS-M5008)2, 3			UEP9D	UEPQ4	2.20							40.71	9.58		
		2-Wire Voice Grade Port (Centrex/differ SWC /EBS-M5208)2, 3			UEP9D	UEPQ5	2.20							40.71	9.58		
		2-Wire Voice Grade Port (Centrex/differ SWC /EBS-M5216)2, 3			UEP9D	UEPQ6	2.20							40.71	9.58		
		2-Wire Voice Grade Port (Centrex/differ SWC /EBS-M5316)2, 3			UEP9D	UEPQ7	2.20							40.71	9.58		
		2-Wire Voice Grade Port, Diff Serving Wire Center - 800 Service Term			UEP9D	UEPQZ	2.20							40.71	9.58		
		2-Wire Voice Grade Port terminated in on Megalink or equivalent			UEP9D	UEPQ9	2.20							40.71	9.58		
		2-Wire Voice Grade Port Terminated on 800 Service Term			UEP9D	UEPQ2	2.20							40.71	9.58		
	Local Switching																
		Centrex Intercom Functionality, per port			UEP9D	URECS	0.5488										
	Local Number Portability																
		Local Number Portability (1 per port)			UEP9D	LNPC	0.35										
	Features																
		All Standard Features Offered, per port			UEP9D	UEPVF	2.64										
		All Select Features Offered, per port			UEP9D	UEPVS	0.00	405.52									
		All Centrex Control Features Offered, per port			UEP9D	UEPVC	2.64										
	NARS																
		Unbundled Network Access Register - Combination			UEP9D	UARCX	0.00	0.00	0.00					40.71	9.58		
		Unbundled Network Access Register - Inward			UEP9D	UAR1X	0.00	0.00	0.00					40.71	9.58		
		Unbundled Network Access Register - Outdial			UEP9D	UARO	0.00	0.00	0.00					40.71	9.58		
	Miscellaneous Terminations																
	2-Wire Trunk Side																
		Trunk Side Terminations, each			UEP9D	CEND6	9.17										
	4-Wire Digital (1.544 Megabits)																
		DS1 Circuit Terminations, each			UEP9D	M1HD1	68.67										
		DS0 Channels Activated per Channel			UEP9D	M1HDO	0.00	28.25						40.71	9.58		
	Interoffice Channel Mileage - 2-Wire																
		Interoffice Channel Facilities Termination			UEP9D	MIGBC	24.15										
		Interoffice Channel mileage, per mile or fraction of mile			UEP9D	MIGBM	0.0101										
	Feature Activations (DS0) Centrex Loops on Channelized DS1 Service																
	D4 Channel Bank Feature Activations																
		Feature Activation on D-4 Channel Bank Centrex Loop Slot			UEP9D	1PQWS	0.64										
		Feature Activation on D-4 Channel Bank FX line Side Loop Slot			UEP9D	1PQW6	0.64										
		Feature Activation on D-4 Channel Bank FX Trunk Side Loop Slot			UEP9D	1PQW7	0.64										
		Feature Activation on D-4 Channel Bank Centrex Loop Slot - Different Wire Center			UEP9D	1PQWP	0.64										
		Feature Activation on D-4 Channel Bank Private Line Loop Slot			UEP9D	1PQWV	0.64										
		Feature Activation on D-4 Channel Bank Tjle Line/Trunk Loop Slot			UEP9D	1PQWQ	0.64										
		Feature Activation on D-4 Channel Bank WATS Loop Slot			UEP9D	1PQWA	0.64										
	Non-Recurring Charges (NRC) Associated with UNE-P Centrex																
		NRC Conversion Currently Combined Switch-As-Is with allowed changes, per port			UEP9D	USAC2		2.80	0.41					40.71	9.58		
		New Centrex Standard Common Block			UEP9D	M1ACS	0.00	667.21						40.71	9.58		
		New Centrex Customized Common Block			UEP9D	M1ACC	0.00	667.21						40.71	9.58		
		NAR Establishment Charge, Per Occasion			UEP9D	URECA	0.00	72.73						40.71	9.58		
	UNE-P CENTREX - EWSD (Valid in AL, FL, KY, LA, MS & TN)																

UNBUNDLED NETWORK ELEMENTS - Alabama												Attachment: 2		Exhibit: B				
CATEGORY	RATE ELEMENTS				Interim	Zone	BCS	USOC	RATES(\$)				Svc Order Submitted Elec per LSR	Svc Order Submitted Manually per LSR	Incremental Charge - Manual Svc Order vs. Electronic-1st	Incremental Charge - Manual Svc Order vs. Electronic-Add'l	Incremental Charge - Manual Svc Order vs. Electronic-Disc 1st	Incremental Charge - Manual Svc Order vs. Electronic-Disc Add'l
									Nonrecurring		Nonrecurring Disconnect		OSS Rates(\$)					
								Rec	First	Add'l	First	Add'l	SOME C	SOMAN	SOMAN	SOMAN	SOMAN	SOMAN
	2-Wire VG Loop/2-Wire Voice Grade Port (Centrex) Combo																	
	UNE Port/Loop Combination Rates (Non-Design)																	
		2-Wire VG Loop/2-Wire Voice Grade Port (Centrex) Port Combo - Non-Design				1	UEP9E		16.55									
		2-Wire VG Loop/2-Wire Voice Grade Port (Centrex)Port Combo - Non-Design				2	UEP9E		25.51									
		2-Wire VG Loop/2-Wire Voice Grade Port (Centrex)Port Combo - Non-Design				3	UEP9E		44.44									
	UNE Port/Loop Combination Rates (Design)																	
		2-Wire VG Loop/2-Wire Voice Grade Port (Centrex) Port Combo - Design				1	UEP9E		22.62									
		2-Wire VG Loop/2-Wire Voice Grade Port (Centrex)Port Combo - Design				2	UEP9E		29.61									
		2-Wire VG Loop/2-Wire Voice Grade Port (Centrex)Port Combo - Design				3	UEP9E		38.09									
	UNE Loop Rate																	
		2-Wire Voice Grade Loop (SL 1) - Zone 1				1	UEP9E	UECS1	14.35									
		2-Wire Voice Grade Loop (SL 1) - Zone 2				2	UEP9E	UECS1	23.31									
		2-Wire Voice Grade Loop (SL 1) - Zone 3				3	UEP9E	UECS1	42.24									
		2-Wire Voice Grade Loop (SL 2) - Zone 1				1	UEP9E	UECS2	20.42									
		2-Wire Voice Grade Loop (SL 2) - Zone 2				2	UEP9E	UECS2	27.41									
		2-Wire Voice Grade Loop (SL 2) - Zone 3				3	UEP9E	UECS2	35.89									
	UNE Port Rate																	
	AL, FL, KY, LA, MS, & TN only																	
		2-Wire Voice Grade Port (Centrex) Basic Local Area					UEP9E	UEPYA	2.20						40.71	9.58		
		2-Wire Voice Grade Port (Centrex 800 termination)Basic Local Area					UEP9E	UEPYB	2.20						40.71	9.58		
		2-Wire Voice Grade Port (Centrex with Caller ID)1Basic Local Area					UEP9E	UEPYH	2.20						40.71	9.58		
		2-Wire Voice Grade Port (Centrex from diff Serving Wire Center)2 Basic Local Area					UEP9E	UEPYM	2.20						40.71	9.58		
		2-Wire Voice Grade Port, Diff Serving Wire Center - 800 Service Term - Basic Local Area					UEP9E	UEPYZ	2.20						40.71	9.58		
		2-Wire Voice Grade Port terminated in on Megalink or equivalent - Basic Local Area					UEP9E	UEPY9	2.20						40.71	9.58		
		2-Wire Voice Grade Port Terminated on 800 Service Term - Basic Local Area					UEP9E	UEPY2	2.20						40.71	9.58		
	AL, KY, LA, MS, & TN Only																	
		2-Wire Voice Grade Port (Centrex)					UEP9E	UEPQA	2.20						40.71	9.58		
		2-Wire Voice Grade Port (Centrex 800 termination)					UEP9E	UEPQB	2.20						40.71	9.58		
		2-Wire Voice Grade Port (Centrex with Caller ID)1					UEP9E	UEPQH	2.20						40.71	9.58		
		2-Wire Voice Grade Port (Centrex from diff Serving Wire Center)2					UEP9E	UEPQM	2.20						40.71	9.58		
		2-Wire Voice Grade Port, Diff Serving Wire Center - 800 Service Term					UEP9E	UEPQZ	2.20						40.71	9.58		
		2-Wire Voice Grade Port terminated in on Megalink or equivalent					UEP9E	UEPQ9	2.20						40.71	9.58		
		2-Wire Voice Grade Port Terminated on 800 Service Term					UEP9E	UEPQ2	2.20						40.71	9.58		
	Local Switching																	
		Centrex Intercom Functionality, per port					UEP9E	URECS	0.5488									
	Local Number Portability																	
		Local Number Portability (1 per port)					UEP9E	LNPCC	0.35									
	Features																	
		All Standard Features Offered, per port					UEP9E	UEPVF	2.64									
		All Select Features Offered, per port					UEP9E	UEPVS	0.00	405.52					40.71	9.58		
		All Centrex Control Features Offered, per port					UEP9E	UEPVC	2.64									
	NARS																	
		Unbundled Network Access Register - Combination					UEP9E	UARCX	0.00	0.00	0.00				40.71	9.58		
		Unbundled Network Access Register - Indial					UEP9E	UAR1X	0.00	0.00	0.00				40.71	9.58		

UNBUNDLED NETWORK ELEMENTS - Alabama											Attachment: 2		Exhibit: B		
CATEGORY	RATE ELEMENTS	Interim	Zone	BCS	USOC	RATES(\$)				Svc Order Submitted Elec per LSR	Svc Order Submitted Manually per LSR	Incremental Charge - Manual Svc Order vs. Electronic-1st	Incremental Charge - Manual Svc Order vs. Electronic-Add'l	Incremental Charge - Manual Svc Order vs. Electronic-Disc 1st	Incremental Charge - Manual Svc Order vs. Electronic-Disc Add'l
							Nonrecurring		Nonrecurring Disconnect		OSS Rates(\$)				
						Rec	First	Add'l	First	Add'l	SOME C	SOMAN	SOMAN	SOMAN	SOMAN
	Unbundled Network Access Register - Outdial			UEP9E	UARO X	0.00	0.00	0.00					40.71	9.58	
	Miscellaneous Terminations														
	2-Wire Trunk Side														
	Trunk Side Terminations, each			UEP9E	CEND6	9.17									
	4-Wire Digital (1.544 Megabits)														
	DS1 Circuit Terminations, each			UEP9E	M1HD1	68.67									
	DS0 Channel Activated Per Channel			UEP9E	M1HDO	0.00	28.25					40.71	9.58		
	Interoffice Channel Mileage - 2-Wire														
	Interoffice Channel Facilities Termination			UEP9E	MIGBC	24.15									
	Interoffice Channel mileage, per mile or fraction of mile			UEP9E	MIGBM	0.0101									
	Feature Activations (DS0) Centrex Loops on Channelized DS1 Service														
	D4 Channel Bank Feature Activations														
	Feature Activation on D-4 Channel Bank Centrex Loop Slot			UEP9E	1PQWS	0.64									
	Feature Activation on D-4 Channel Bank FX line Side Loop Slot			UEP9E	1PQW6	0.64									
	Feature Activation on D-4 Channel Bank FX Trunk Side Loop Slot			UEP9E	1PQW7	0.64									
	Feature Activation on D-4 Channel Bank Centrex Loop Slot - Different Wire Center			UEP9E	1PQWP	0.64									
	Feature Activation on D-4 Channel Bank Private Line Loop Slot			UEP9E	1PQWV	0.64									
	Feature Activation on D-4 Channel Bank Tie Line/Trunk Loop Slot			UEP9E	1PQWQ	0.64									
	Feature Activation on D-4 Channel Bank WATS Loop Slot			UEP9E	1PQWA	0.64									
	Non-Recurring Charges (NRC) Associated with UNE-P Centrex														
	NRC Conversion Currently Combined Switch-As-Is with allowed changes, per port			UEP9E	USAC2		2.80	0.41				40.71	9.58		
	New Centrex Standard Common Block			UEP9E	M1ACS	0.00	667.21					40.71	9.58		
	New Centrex Customized Common Block			UEP9E	M1ACC	0.00	667.21					40.71	9.58		
	NAR Establishment Charge, Per Occasion			UEP9E	URECA	0.00	72.73					40.71	9.58		
	UNE-P CENTREX - DCO - Valid in AL, KY, LA, MS, & TN)														
	2-Wire VG Loop/2-Wire Voice Grade Port (Centrex) Combo														
	UNE Port/Loop Combination Rates (Non-Design)														
	2-Wire VG Loop/2-Wire Voice Grade Port (Centrex) Port Combo - Non-Design		1	UEP93		16.55									
	2-Wire VG Loop/2-Wire Voice Grade Port (Centrex)Port Combo - Non-Design		2	UEP93		25.51									
	2-Wire VG Loop/2-Wire Voice Grade Port (Centrex)Port Combo - Non-Design		3	UEP93		44.44									
	UNE Port/Loop Combination Rates (Design)														
	2-Wire VG Loop/2-Wire Voice Grade Port (Centrex) Port Combo - Design		1	UEP93		22.62									
	2-Wire VG Loop/2-Wire Voice Grade Port (Centrex)Port Combo - Design		2	UEP93		29.61									
	2-Wire VG Loop/2-Wire Voice Grade Port (Centrex)Port Combo - Design		3	UEP93		38.09									
	UNE Loop Rate														
	2-Wire Voice Grade Loop (SL 1) - Zone 1		1	UEP93	UECS1	14.35									
	2-Wire Voice Grade Loop (SL 1) - Zone 2		2	UEP93	UECS1	23.31									
	2-Wire Voice Grade Loop (SL 1) - Zone 3		3	UEP93	UECS1	42.24									
	2-Wire Voice Grade Loop (SL 2) - Zone 1		1	UEP93	UECS2	20.42									
	2-Wire Voice Grade Loop (SL 2) - Zone 2		2	UEP93	UECS2	27.41									
	2-Wire Voice Grade Loop (SL 2) - Zone 3		3	UEP93	UECS2	35.89									
	UNE Port Rate														
	AL, KY, LA, MS, & TN only														
	2-Wire Voice Grade Port (Centrex) Basic Local Area			UEP93	UEPYA	2.20						40.71	9.58		
	2-Wire Voice Grade Port (Centrex 800 termination)Basic Local Area			UEP93	UEPYB	2.20						40.71	9.58		

UNBUNDLED NETWORK ELEMENTS - Alabama												Attachment: 2		Exhibit: B			
CATEGORY		RATE ELEMENTS	Interim	Zone	BCS	USOC	RATES(\$)				Svc Order Submitted Elec per LSR	Svc Order Submitted Manually per LSR	Incremental Charge - Manual Svc Order vs. Electronic-1st	Incremental Charge - Manual Svc Order vs. Electronic-Add'l	Incremental Charge - Manual Svc Order vs. Electronic-Disc 1st	Incremental Charge - Manual Svc Order vs. Electronic-Disc Add'l	
							Rec	First	Add'l	First							Add'l
												OSS Rates(\$)					
		2-Wire Voice Grade Port (Centrex with Caller ID)1Basic Local Area			UEP93	UEPYH	2.20					SOME C	SOMAN	SOMAN	SOMAN	SOMAN	SOMAN
		2-Wire Voice Grade Port (Centrex from diff Serving Wire Center)2 Basic Local Area			UEP93	UEPYM	2.20							40.71	9.58		
		2-Wire Voice Grade Port, Diff Serving Wire Center - 800 Service Term - Basic Local Area			UEP93	UEPYZ	2.20							40.71	9.58		
		2-Wire Voice Grade Port terminated in on Megalink or equivalent - Basic Local Area			UEP93	UEPY9	2.20							40.71	9.58		
		2-Wire Voice Grade Port Terminated on 800 Service Term - Basic Local Area			UEP93	UEPY2	2.20							40.71	9.58		
		2-Wire Voice Grade Port (Centrex)			UEP93	UEPQA	2.20							40.71	9.58		
		2-Wire Voice Grade Port (Centrex 800 termination)			UEP93	UEPQB	2.20							40.71	9.58		
		2-Wire Voice Grade Port (Centrex with Caller ID)1			UEP93	UEPQH	2.20							40.71	9.58		
		2-Wire Voice Grade Port (Centrex from diff Serving Wire Center)2			UEP93	UEPQM	2.20							40.71	9.58		
		2-Wire Voice Grade Port, Diff Serving Wire Center - 800 Service Term			UEP93	UEPQZ	2.20							40.71	9.58		
		2-Wire Voice Grade Port terminated in on Megalink or equivalent			UEP93	UEPQ9	2.20							40.71	9.58		
		2-Wire Voice Grade Port Terminated on 800 Service Term			UEP93	UEPQ2	2.20							40.71	9.58		
		Local Switching															
		Centrex Intercom Funtionality, per port			UEP93	URECS	0.5488										
		Local Number Portability															
		Local Number Portability (1 per port)			UEP93	LNPC	0.35										
		Features															
		All Standard Features Offered, per port			UEP93	UEPVF	2.64										
		All Centrex Control Features Offered, per port			UEP93	UEPVC	2.64										
		NARS															
		Unbundled Network Access Register - Combination			UEP93	UARCX	0.00	0.00	0.00					40.71	9.58		
		Unbundled Network Access Register - Indial			UEP93	UAR1X	0.00	0.00	0.00					40.71	9.58		
		Unbundled Network Access Register - Outdial			UEP93	UARO X	0.00	0.00	0.00					40.71	9.58		
		Miscellaneous Terminations															
		2-Wire Trunk Side															
		Trunk Side Terminations, each			UEP93	CEND6	9.17										
		4-Wire Digital (1.544 Megabits)															
		DS1 Circuit Terminations, each			UEP93	M1HD1	68.67										
		DS0 Channels Activated, Per Channel			UEP93	M1HDO	0.00	28.25						40.71	9.58		
		Interoffice Channel Mileage - 2-Wire															
		Interoffice Channel Facilities Termination			UEP93	MIGBC	24.15										
		Interoffice Channel mileage, per mile or fraction of mile			UEP93	MIGBM	0.0101										
		Feature Activations (DS0) Centrex Loops on Channelized DS1 Service															
		D4 Channel Bank Feature Activations															
		Feature Activation on D-4 Channel Bank Centrex Loop Slot			UEP93	1PQWS	0.64										
		Feature Activation on D-4 Channel Bank FX Line Side Loop Slot			UEP93	1PQW6	0.64										
		Feature Activation on D-4 Channel Bank FX Trunk Side Loop Slot			UEP93	1PQW7	0.64										
		Feature Activation on D-4 Channel Bank Centrex Loop Slot - Different Wire Center			UEP93	1PQWP	0.64										
		Feature Activation on D-4 Channel Bank Private Line Loop Slot			UEP93	1PQWV	0.64										
		Feature Activation on D-4 Channel Bank Tie Line/Trunk Loop Slot			UEP93	1PQWQ	0.64										
		Feature Activation on D-4 Channel Bank WATS Loop Slot			UEP93	1PQWA	0.64										
		Non-Recurring Charges (NRC) Associated with UNE-P Centrex															
		NRC Conversion Currently Combined Switch-As-Is with allowed changes, per port			UEP93	USAC2		2.80	0.41					40.71	9.58		
		New Centrex Standard Common Block			UEP93	M1ACS	0.00	667.21						40.71	9.58		
		New Centrex Customized Common Block			UEP93	M1ACC	0.00	667.21						40.71	9.58		

UNBUNDLED NETWORK ELEMENTS - Alabama													Attachment: 2		Exhibit: B	
CATEGORY	RATE ELEMENTS	Interim	Zone	BCS	USOC	RATES(\$)				Svc Order Submitted Elec per LSR	Svc Order Submitted Manually per LSR	Incremental Charge - Manual Svc Order vs. Electronic-1st	Incremental Charge - Manual Svc Order vs. Electronic-Add'l	Incremental Charge - Manual Svc Order vs. Electronic-Disc 1st	Incremental Charge - Manual Svc Order vs. Electronic-Disc Add'l	

UNBUNDLED NETWORK ELEMENTS - Florida											Attachment: 2		Exhibit: B			
CATEGORY	RATE ELEMENTS			Interim	Zone	BCS	USOC	RATES(\$)			Svc Order Submitted Elec per LSR	Svc Order Submitted Manually per LSR	Incremental Charge - Manual Svc Order vs. Electronic-1st	Incremental Charge - Manual Svc Order vs. Electronic-Add'l	Incremental Charge - Manual Svc Order vs. Electronic-Disc 1st	Incremental Charge - Manual Svc Order vs. Electronic-Disc Add'l
								Rec	First	Add'l	First	Add'l	SOME C	SOMAN	SOMAN	SOMAN
The "Zone" shown in the sections for stand-alone loops or loops as part of a combination refers to Geographically Deaveraged UNE Zones. To view Geographically Deaveraged UNE Zone Designations by Central Office, refer to Internet Website: http://www.interconnection.bellsouth.com/become_a_clec/html/interconnection.htm																
OPERATIONAL SUPPORT SYSTEMS																
NOTE: (1) Electronic Service Order: CLEC should contact its contract negotiator if it prefers the state specific electronic service ordering charges as ordered by the State Commissions. The electronic service ordering charge currently contained in this rate exhibit is the BellSouth regional electronic service ordering charge. CLEC may elect either the state specific Commission ordered rates for the electronic service ordering charges, or CLEC may elect the regional electronic service ordering charge.																
NOTE: (2) Any element that can be ordered electronically will be billed according to the SOME C rate listed in this category. Please refer to BellSouth's Business Rules for Local Ordering (BBR-LO) to determine if a product can be ordered electronically. For those elements that cannot be ordered electronically at present per the BBR-LO, the listed SOME C rate in this category reflects the charge that would be billed to a CLEC once electronic ordering capabilities come on-line for that element. Otherwise, the manual ordering charge, SOMAN, will be applied to a CLECs bill when it submits an LSR to BellSouth.																
		Manual Service Order Charge, per LSR, Disconnect Only (FL)				SOMAN						1.83				
		Electronic OSS Charge, per LSR, submitted via BST's OSS interactive interfaces (Regional)				SOME C		3.50								
UNBUNDLED EXCHANGE ACCESS LOOP																
2-WIRE ANALOG VOICE GRADE LOOP																
		2-Wire Analog Voice Grade Loop - Service Level 1- Zone 1		1	UEANL	UEAL2	12.79	49.57	22.83	25.62	6.57		11.90			
		2-Wire Analog Voice Grade Loop - Service Level 1- Zone 2		2	UEANL	UEAL2	17.27	49.57	22.83	25.62	6.57		11.90			
		2-Wire Analog Voice Grade Loop - Service Level 1- Zone 3		3	UEANL	UEAL2	33.36	49.57	22.83	25.62	6.57		11.90			
		Loop Testing - Basic 1st Half Hour			UEANL	URET1		77.09					11.90			
		Loop Testing - Basic Additional Half Hour			UEANL	URETA		33.12					11.90			
		CLEC to CLEC Conversion Charge Without Outside Dispatch (UVL-SL1)			UEANL	UREWO		15.78	8.94				11.90			
		Engineering Information Document (EI)			UEANL			12.28	12.28							
		Manual Order Coordination for UVL-SL1s (per loop)			UEANL	UEAMC		9.00	9.00							
		Order Coordination for Specified Conversion Time for UVL-SL1 (per LSR)			UEANL	OCOSL		23.02	23.02							
2-WIRE Unbundled COPPER LOOP																
		2-Wire Unbundled Copper Loop - Non-Designed Zone 1	I	1	UEQ	UEQ2X	13.83	41.64	19.02	19.65	5.09		11.90			
		2 Wire Unbundled Copper Loop - Non-Designed - Zone 2	I	2	UEQ	UEQ2X	15.29	41.64	19.02	19.65	5.09		11.90			
		2 Wire Unbundled Copper Loop - Non-Designed - Zone 3	I	3	UEQ	UEQ2X	20.29	41.64	19.02	19.65	5.09		11.90			
		Order Coordination 2 Wire Unbundled Copper Loop - Non-Designed (per loop)			UEQ	USBMC		9.00	9.00							
		Engineering Information Document			UEQ			12.28	12.28				11.90			
		Loop Testing - Basic 1st Half Hour			UEQ	URET1		77.09					11.90			
		Loop Testing - Basic Additional Half Hour			UEQ	URETA		33.12					11.90			
		CLEC to CLEC Conversion Charge Without Outside Dispatch (UCL-ND)			UEQ	UREWO		14.27	7.43				11.90			
UNBUNDLED EXCHANGE ACCESS LOOP																
2-WIRE ANALOG VOICE GRADE LOOP																
		2 Wire Analog Voice Grade Loop-Service Level 1-Line Splitting-Zone 1		1	UEPSR UEPSB	UEALS	12.79	49.57	22.83	25.62	6.57		11.90			
		2 Wire Analog Voice Grade Loop-Service Level 1-Line Splitting-Zone 1		1	UEPSR UEPSB	UEABS	12.79	49.57	22.83	25.62	6.57		11.90			
		2 Wire Analog Voice Grade Loop- Service Level 1-Line Splitting-Zone 2		2	UEPSR UEPSB	UEALS	17.27	49.57	22.83	25.62	6.57		11.90			
		2 Wire Analog Voice Grade Loop- Service Level 1-Line Splitting-Zone 2		2	UEPSR UEPSB	UEABS	17.27	49.57	22.83	25.62	6.57		11.90			
		2 Wire Analog Voice Grade Loop-Service Level 1-Line Splitting-Zone 3		3	UEPSR UEPSB	UEALS	33.36	49.57	22.83	25.62	6.57		11.90			
		2 Wire Analog Voice Grade Loop-Service Level 1-Line Splitting-Zone 3		3	UEPSR UEPSB	UEABS	33.36	49.57	22.83	25.62	6.57		11.90			
UNBUNDLED EXCHANGE ACCESS LOOP																
2-WIRE ANALOG VOICE GRADE LOOP																
		2-Wire Analog Voice Grade Loop - Service Level 2 w/Loop or Ground Start Signaling - Zone 1		1	UEA	UEAL2	14.50	135.75	82.47	63.53	12.01		11.90			
		2-Wire Analog Voice Grade Loop - Service Level 2 w/Loop or Ground Start Signaling - Zone 2		2	UEA	UEAL2	19.57	135.75	82.47	63.53	12.01		11.90			
		2-Wire Analog Voice Grade Loop - Service Level 2 w/Loop or Ground Start Signaling - Zone 3		3	UEA	UEAL2	37.82	135.75	82.47	63.53	12.01		11.90			
		Order Coordination for Specified Conversion Time (per LSR)			UEA	OCOSL		23.02								

UNBUNDLED NETWORK ELEMENTS - Florida													Attachment: 2		Exhibit: B		
CATEGORY	RATE ELEMENTS		Interim	Zone	BCS	USOC	RATES(\$)					Svc Order Submitted Elec per LSR	Svc Order Submitted Manually per LSR	Incremental Charge - Manual Svc Order vs. Electronic-1st	Incremental Charge - Manual Svc Order vs. Electronic-Add'l	Incremental Charge - Manual Svc Order vs. Electronic-Disc 1st	Incremental Charge - Manual Svc Order vs. Electronic-Disc Add'l
								Nonrecurring		Nonrecurring Disconnect		OSS Rates(\$)					
							Rec	First	Add'l	First	Add'l	SOMEc	SOMAN	SOMAN	SOMAN	SOMAN	SOMAN
		2-Wire Analog Voice Grade Loop - Service Level 2 w/Reverse Battery Signaling - Zone 1		1	UEA	UEAR2	14.50	135.75	82.47	63.53	12.01		11.90				
		2-Wire Analog Voice Grade Loop - Service Level 2 w/Reverse Battery Signaling - Zone 2		2	UEA	UEAR2	19.57	135.75	82.47	63.53	12.01		11.90				
		2-Wire Analog Voice Grade Loop - Service Level 2 w/Reverse Battery Signaling - Zone 3		3	UEA	UEAR2	37.82	135.75	82.47	63.53	12.01		11.90				
		Order Coordination for Specified Conversion Time (per LSR)			UEA	OCOSL		23.02									
		CLEC to CLEC Conversion Charge without outside dispatch			UEA	UREWO		87.71	36.35				11.90				
	4-WIRE ANALOG VOICE GRADE LOOP																
		4-Wire Analog Voice Grade Loop - Zone 1		1	UEA	UEAL4	23.02	167.86	115.15	67.08	15.56		11.90				
		4-Wire Analog Voice Grade Loop - Zone 2		2	UEA	UEAL4	31.07	167.86	115.15	67.08	15.56		11.90				
		4-Wire Analog Voice Grade Loop - Zone 3		3	UEA	UEAL4	60.02	167.86	115.15	67.08	15.56		11.90				
		Order Coordination for Specified Conversion Time (per LSR)			UEA	OCOSL		23.02									
		CLEC to CLEC Conversion Charge without outside dispatch			UEA	UREWO		87.71	36.35				11.90				
	2-WIRE ISDN DIGITAL GRADE LOOP																
		2-Wire ISDN Digital Grade Loop - Zone 1		1	UDN	U1L2X	21.76	147.69	94.41	62.23	10.71		11.90				
		2-Wire ISDN Digital Grade Loop - Zone 2		2	UDN	U1L2X	29.38	147.69	94.41	62.23	10.71		11.90				
		2-Wire ISDN Digital Grade Loop - Zone 3		3	UDN	U1L2X	56.76	147.69	94.41	62.23	10.71		11.90				
		Order Coordination For Specified Conversion Time (per LSR)			UDN	OCOSL		23.02									
		CLEC to CLEC Conversion Charge without outside dispatch			UDN	UREWO		91.61	44.15				11.90				
	2-WIRE Universal Digital Channel (UDC) COMPATIBLE LOOP																
		2-Wire Universal Digital Channel (UDC) Compatible Loop - Zone 1		1	UDC	UDC2X	21.76	147.69	94.41	62.23	10.71		11.90				
		2-Wire Universal Digital Channel (UDC) Compatible Loop - Zone 2		2	UDC	UDC2X	29.38	147.69	94.41	62.23	10.71		11.90				
		2-Wire Universal Digital Channel (UDC) Compatible Loop - Zone 3		3	UDC	UDC2X	56.76	147.69	94.41	62.23	10.71		11.90				
		CLEC to CLEC Conversion Charge without outside dispatch			UDC	UREWO		91.61	44.15				11.90				
	2-WIRE ASYMMETRICAL DIGITAL SUBSCRIBER LINE (ADSL) COMPATIBLE LOOP																
		2 Wire Unbundled ADSL Loop including manual service inquiry & facility reservation - Zone 1		1	UAL	UAL2X	12.65	149.53	103.85	75.05	15.63		11.90				
		2 Wire Unbundled ADSL Loop including manual service inquiry & facility reservation - Zone 2		2	UAL	UAL2X	17.08	149.53	103.85	75.05	15.63		11.90				
		2 Wire Unbundled ADSL Loop including manual service inquiry & facility reservation - Zone 3		3	UAL	UAL2X	33.00	149.53	103.85	75.05	15.63		11.90				
		Order Coordination for Specified Conversion Time (per LSR)			UAL	OCOSL		23.02									
		2 Wire Unbundled ADSL Loop without manual service inquiry & facility reservaton - Zone 1		1	UAL	UAL2W	12.65	124.83	71.12	60.64	9.12		11.90				
		2 Wire Unbundled ADSL Loop without manual service inquiry & facility reservaton - Zone 2		2	UAL	UAL2W	17.08	124.83	71.12	60.64	9.12		11.90				
		2 Wire Unbundled ADSL Loop without manual service inquiry & facility reservaton - Zone 3		3	UAL	UAL2W	33.00	124.83	71.12	60.64	9.12		11.90				
		Order Coordination for Specified Conversion Time (per LSR)			UAL	OCOSL		23.02									
		CLEC to CLEC Conversion Charge without outside dispatch			UAL	UREWO		86.19	40.39				11.90				
	2-WIRE HIGH BIT RATE DIGITAL SUBSCRIBER LINE (HDSL) COMPATIBLE LOOP																
		2 Wire Unbundled HDSL Loop including manual service inquiry & facility reservation - Zone 1		1	UHL	UHL2X	9.97	159.09	113.41	75.05	15.63		11.90				
		2 Wire Unbundled HDSL Loop including manual service inquiry & facility reservation - Zone 2		2	UHL	UHL2X	13.46	159.09	113.41	75.05	15.63		11.90				
		2 Wire Unbundled HDSL Loop including manual service inquiry & facility reservation - Zone 3		3	UHL	UHL2X	26.00	159.09	113.41	75.05	15.63		11.90				
		Order Coordination for Specified Conversion Time (per LSR)			UHL	OCOSL		23.02									
		2 Wire Unbundled HDSL Loop without manual service inquiry and facility reservation - Zone 1		1	UHL	UHL2W	9.97	134.40	80.69	60.64	9.12		11.90				
		2 Wire Unbundled HD SL Loop without manual service inquiry and facility reservation - Zone 2		2	UHL	UHL2W	13.46	134.40	80.69	60.64	9.12		11.90				
		2 Wire Unbundled HD SL Loop without manual service inquiry and facility reservation - Zone 3		3	UHL	UHL2W	26.00	134.40	80.69	60.64	9.12		11.90				
		Order Coordination for Specified Conversion Time (per LSR)			UHL	OCOSL		23.02									

UNBUNDLED NETWORK ELEMENTS - Florida

CATEGORY	RATE ELEMENTS	Interim	Zone	BCS	USOC	RATES(\$)					Svc Order Submitted Elec per LSR	Svc Order Submitted Manually per LSR	Incremental Charge - Manual Svc Order vs. Electronic-1st	Incremental Charge - Manual Svc Order vs. Electronic-Add'l	Incremental Charge - Manual Svc Order vs. Electronic-Disc 1st	Incremental Charge - Manual Svc Order vs. Electronic-Disc Add'l
							Nonrecurring			Nonrecurring Disconnect		OSS Rates(\$)				
						Rec	First	Add'l	First	Add'l	SOME C	SOMAN	SOMAN	SOMAN	SOMAN	SOMAN
	CLEC to CLEC Conversion Charge without outside dispatch			UHL	UREWO		86.12	40.39				11.90				
	4-WIRE HIGH BIT RATE DIGITAL SUBSCRIBER LINE (HDSL) COMPATIBLE LOOP															
	4 Wire Unbundled HDSL Loop including manual service inquiry and facility reservation - Zone 1		1	UHL	UHL4X	15.69	193.31	138.98	77.15	12.61		11.90				
	4-Wire Unbundled HDSL Loop including manual service inquiry and facility reservation - Zone 2		2	UHL	UHL4X	21.17	193.31	138.98	77.15	12.61		11.90				
	4-Wire Unbundled HDSL Loop including manual service inquiry and facility reservation - Zone 3		3	UHL	UHL4X	40.90	193.31	138.98	77.15	12.61		11.90				
	Order Coordination for Specified Conversion Time (per LSR)			UHL	OCOSL		23.02									
	4-Wire Unbundled HDSL Loop without manual service inquiry and facility reservation - Zone 1		1	UHL	UHL4W	15.69	168.62	115.47	62.74	11.22		11.90				
	4-Wire Unbundled HDSL Loop without manual service inquiry and facility reservation - Zone 2		2	UHL	UHL4W	21.17	168.62	115.47	62.74	11.22		11.90				
	4-Wire Unbundled HDSL Loop without manual service inquiry and facility reservation - Zone 3		3	UHL	UHL4W	40.90	168.62	115.47	62.74	11.22		11.90				
	Order Coordination for Specified Conversion Time (per LSR)			UHL	OCOSL		23.02									
	CLEC to CLEC Conversion Charge without outside dispatch			UHL	UREWO		86.12	40.39				11.90				
	4-WIRE DS1 DIGITAL LOOP															
	4-Wire DS1 Digital Loop - Zone 1		1	USL	USLXX	73.44	313.75	181.48	61.22	13.53		11.90				
	4-Wire DS1 Digital Loop - Zone 2		2	USL	USLXX	99.13	313.75	181.48	61.22	13.53		11.90				
	4-Wire DS1 Digital Loop - Zone 3		3	USL	USLXX	191.51	313.75	181.48	61.22	13.53		11.90				
	Order Coordination for Specified Conversion Time (per LSR)			USL	OCOSL		23.02									
	CLEC to CLEC Conversion Charge without outside dispatch			USL	UREWO		101.07	43.04				11.90				
	4-WIRE 19.2, 56 OR 64 KBPS DIGITAL GRADE LOOP															
	4 Wire Unbundled Digital 19.2 Kbps		1	UDL	UDL19	26.39	161.56	108.85	67.08	15.56		11.90				
	4 Wire Unbundled Digital 19.2 Kbps		2	UDL	UDL19	35.62	161.56	108.85	67.08	15.56		11.90				
	4 Wire Unbundled Digital 19.2 Kbps		3	UDL	UDL19	68.82	161.56	108.85	67.08	15.56		11.90				
	4 Wire Unbundled Digital Loop 56 Kbps - Zone 1		1	UDL	UDL56	26.39	161.56	108.85	67.08	15.56		11.90				
	4 Wire Unbundled Digital Loop 56 Kbps - Zone 2		2	UDL	UDL56	35.62	161.56	108.85	67.08	15.56		11.90				
	4 Wire Unbundled Digital Loop 56 Kbps - Zone 3		3	UDL	UDL56	68.82	161.56	108.85	67.08	15.56		11.90				
	Order Coordination for Specified Conversion Time (per LSR)			UDL	OCOSL		23.02									
	4 Wire Unbundled Digital Loop 64 Kbps - Zone 1		1	UDL	UDL64	26.39	161.56	108.85	67.08	15.56		11.90				
	4 Wire Unbundled Digital Loop 64 Kbps - Zone 2		2	UDL	UDL64	35.62	161.56	108.85	67.08	15.56		11.90				
	4 Wire Unbundled Digital Loop 64 Kbps - Zone 3		3	UDL	UDL64	68.82	161.56	108.85	67.08	15.56		11.90				
	Order Coordination for Specified Conversion Time (per LSR)			UDL	OCOSL		23.02									
	CLEC to CLEC Conversion Charge without outside dispatch			UDL	UREWO		102.11	49.74				11.90				
	2-WIRE Unbundled COPPER LOOP															
	2-Wire Unbundled Copper Loop/Short including manual service inquiry & facility reservation - Zone 1		1	UCL	UCLPB	12.65	148.50	102.82	75.05	15.63		11.90				
	2-Wire Unbundled Copper Loop/Short including manual service inquiry & facility reservation - Zone 2		2	UCL	UCLPB	17.08	148.50	102.82	75.05	15.63		11.90				
	2 Wire Unbundled Copper Loop/Short including manual service inquiry & facility reservation - Zone 3		3	UCL	UCLPB	33.00	148.50	102.82	75.05	15.63		11.90				
	Order Coordination for Unbundled Copper Loops (per loop)			UCL	UCLMC		9.00	9.00								
	2-Wire Unbundled Copper Loop/Short without manual service inquiry and facility reservation - Zone 1		1	UCL	UCLPW	12.65	123.81	70.09	60.64	9.12		11.90				
	2-Wire Unbundled Copper Loop/Short without manual service inquiry and facility reservation - Zone 2		2	UCL	UCLPW	17.08	123.81	70.09	60.64	9.12		11.90				
	2-Wire Unbundled Copper Loop/Short without manual service inquiry and facility reservation - Zone 3		3	UCL	UCLPW	33.00	123.81	70.09	60.64	9.12		11.90				
	Order Coordination for Unbundled Copper Loops (per loop)			UCL	UCLMC		9.00	9.00								
	2-Wire Unbundled Copper Loop/Long - includes manual svc. inquiry and facility reservation - Zone 1		1	UCL	UCL2L	37.07	148.50	102.82	75.05	15.63		11.90				
	2-Wire Unbundled Copper Loop/Long - includes manual svc. inquiry and facility reservation - Zone 2		2	UCL	UCL2L	50.04	148.50	102.82	75.05	15.63		11.90				
	2-Wire Unbundled Copper Loop/Long - includes manual svc. inquiry and facility reservation - Zone 3		3	UCL	UCL2L	96.67	148.50	102.82	75.05	15.63		11.90				
	Order Coordination for Unbundled Copper Loops (per loop)			UCL	UCLMC		9.00	9.00								

UNBUNDLED NETWORK ELEMENTS - Florida											Attachment: 2		Exhibit: B			
CATEGORY	RATE ELEMENTS		Interim	Zone	BCS	USOC	RATES(\$)				Svc Order Submitted Elec per LSR	Svc Order Submitted Manually per LSR	Incremental Charge - Manual Svc Order vs. Electronic-1st	Incremental Charge - Manual Svc Order vs. Electronic-Add'l	Incremental Charge - Manual Svc Order vs. Electronic-Disc 1st	Incremental Charge - Manual Svc Order vs. Electronic-Disc Add'l
							Rec	Nonrecurring		Nonrecurring Disconnect		OSS Rates(\$)				
								First	Add'l	First	Add'l	SOME C	SOMAN	SOMAN	SOMAN	SOMAN
		2-Wire Unbundled Copper Loop/Long - without manual service inquiry and facility reservation - Zone 1		1	UCL	UCL2W	37.07	123.81	70.09	60.64	9.12		11.90			
		2-Wire Unbundled Copper Loop/Long - without manual service inquiry and facility reservation - Zone 2		2	UCL	UCL2W	50.04	123.81	70.09	60.64	9.12		11.90			
		2-Wire Unbundled Copper Loop/Long - without manual service inquiry and facility reservation - Zone 3		3	UCL	UCL2W	96.67	123.81	70.09	60.64	9.12		11.90			
		Order Coordination for Unbundled Copper Loops (per loop)			UCL	UCLMC		9.00	9.00							
		CLEC to CLEC Conversion Charge without outside dispatch (UCL -Des)			UCL	UREWO		97.21	42.47				11.90			
4-WIRE COPPER LOOP																
		4-Wire Copper Loop/Short - including manual service inquiry and facility reservation - Zone 1		1	UCL	UCL4S	18.03	177.87	132.76	77.15	17.73		11.90			
		4-Wire Copper Loop/Short - including manual service inquiry and facility reservation - Zone 2		2	UCL	UCL4S	24.34	177.87	132.76	77.15	17.73		11.90			
		4-Wire Copper Loop/Short - including manual service inquiry and facility reservation - Zone 3		3	UCL	UCL4S	47.02	177.87	132.76	77.15	17.73		11.90			
		Order Coordination for Unbundled Copper Loops (per loop)			UCL	UCLMC		9.00	9.00							
		4-Wire Copper Loop/Short - without manual service inquiry and facility reservation - Zone 1		1	UCL	UCL4W	18.03	153.18	100.03	62.74	11.22		11.90			
		4-Wire Copper Loop/Short - without manual service inquiry and facility reservation - Zone 2		2	UCL	UCL4W	24.34	153.18	100.03	62.74	11.22		11.90			
		4-Wire Copper Loop/Short - without manual service inquiry and facility reservation - Zone 3		3	UCL	UCL4W	47.02	153.18	100.03	62.74	11.22		11.90			
		Order Coordination for Unbundled Copper Loops (per loop)			UCL	UCLMC		9.00	9.00							
		4-Wire Unbundled Copper Loop/Long - includes manual svc. inquiry and facility reservation - Zone 1		1	UCL	UCL4L	64.52	177.87	132.76	77.15	17.73		11.90			
		4-Wire Unbundled Copper Loop/Long - includes manual svc. inquiry and facility reservation - Zone 2		2	UCL	UCL4L	87.09	177.87	132.76	77.15	17.73		11.90			
		4-Wire Unbundled Copper Loop/Long - includes manual svc. inquiry and facility reservation - Zone 3		3	UCL	UCL4L	168.25	177.87	132.76	77.15	17.73		11.90			
		Order Coordination for Unbundled Copper Loops (per loop)			UCL	UCLMC		9.00	9.00							
		4-Wire Unbundled Copper Loop/Long - without manual svc. inquiry and facility reservation - Zone 1		1	UCL	UCL4O	64.52	153.18	100.03	62.74	11.22		11.90			
		4-Wire Unbundled Copper Loop/Long - without manual svc. inquiry and facility reservation - Zone 2		2	UCL	UCL4O	87.09	153.18	100.03	62.74	11.22		11.90			
		4-Wire Unbundled Copper Loop/Long - without manual svc. inquiry and facility reservation - Zone 3		3	UCL	UCL4O	168.25	153.18	100.03	62.74	11.22		11.90			
		Order Coordination for Unbundled Copper Loops (per loop)			UCL	UCLMC		9.00	9.00							
		CLEC to CLEC Conversion Charge without outside dispatch			UCL	UREWO		97.21	42.47				11.90			
LOOP MODIFICATION																
		Unbundled Loop Modification, Removal of Load Coils - 2 Wire pair less than or equal to 18k ft			UAL, UHL, UCL, UEQ, ULS, UEA, UEANL, UDL, UDC, UDN, UDL, USL	ULM2L		0.00	0.00							
		Unbundled Loop Modification, Removal of Load Coils - 2 wire greater than 18k ft			UCL, ULS	ULM2G		343.12	343.12				11.90			
		Unbundled Loop Modification Removal of Load Coils - 4 Wire less than or equal to 18K ft			UHL, UCL	ULM4L		0.00	0.00							
		Unbundled Loop Modification Removal of Load Coils - 4 Wire pair greater than 18k ft			UCL	ULM4G		343.12	343.12				11.90			
		Unbundled Loop Modification Removal of Bridged Tap Removal, per unbundled loop			UAL, UHL, UCL, UEQ, UEF, ULS, UEA, UEANL, UDL, UDC, UDN, UDL, USL	ULMBT		10.52	10.52				11.90			
SUB-LOOPS																
	Sub-Loop Distribution															
		Sub-Loop - Per Cross Box Location - CLEC Feeder Facility Set-Up	I		UEANL	USBSA		487.23	487.23				11.90			

UNBUNDLED NETWORK ELEMENTS - Florida											Attachment: 2		Exhibit: B			
CATEGORY	RATE ELEMENTS	Interim	Zone	BCS	USOC	RATES(\$)				Svc Order Submitted Elec per LSR	Svc Order Submitted Manually per LSR	Incremental Charge - Manual Svc Order vs. Electronic-1st	Incremental Charge - Manual Svc Order vs. Electronic-Add'l	Incremental Charge - Manual Svc Order vs. Electronic-Disc 1st	Incremental Charge - Manual Svc Order vs. Electronic-Disc Add'l	
							Nonrecurring		Nonrecurring Disconnect		OSS Rates(\$)					
						Rec	First	Add'l	First	Add'l	SOME C	SOMAN	SOMAN	SOMAN	SOMAN	SOMAN
	Sub-Loop - Per Cross Box Location - Per 25 Pair Panel Set-Up	I		UEANL	USBSB		6.25	6.25				11.90				
	Sub-Loop - Per Building Equipment Room - CLEC Feeder Facility Set-Up	I		UEANL	USBSC		169.25	169.25				11.90				
	Sub-Loop - Per Building Equipment Room - Per 25 Pair Panel Set-Up	I		UEANL	USBSD		38.65	38.65				11.90				
	Sub-Loop Distribution Per 2-Wire Analog Voice Grade Loop - Zone 1		1	UEANL	USBN2	7.61	60.19	21.78	47.50	5.26		11.90				
	Sub-Loop Distribution Per 2-Wire Analog Voice Grade Loop - Zone 2		2	UEANL	USBN2	10.27	60.19	21.78	47.50	5.26		11.90				
	Sub-Loop Distribution Per 2-Wire Analog Voice Grade Loop - Zone 3		3	UEANL	USBN2	19.85	60.19	21.78	47.50	5.26		11.90				
	Order Coordination for Unbundled Sub-Loops, per sub-loop pair			UEANL	USBMC		9.00	9.00								
	Sub-Loop Distribution Per 4-Wire Analog Voice Grade Loop - Zone 1		1	UEANL	USBN4	8.12	68.83	30.42	49.71	6.60		11.90				
	Sub-Loop Distribution Per 4-Wire Analog Voice Grade Loop - Zone 2		2	UEANL	USBN4	10.96	68.83	30.42	49.71	6.60		11.90				
	Sub-Loop Distribution Per 4-Wire Analog Voice Grade Loop - Zone 3		3	UEANL	USBN4	21.18	68.83	30.42	49.71	6.60		11.90				
	Order Coordination for Unbundled Sub-Loops, per sub-loop pair			UEANL	USBMC		9.00	9.00								
	Sub-Loop 2-Wire Intrabuilding Network Cable (INC)	I		UEANL	USBR2	3.50	51.84	13.44	47.50	5.26		11.90				
	Order Coordination for Unbundled Sub-Loops, per sub-loop pair			UEANL	USBMC		9.00	9.00								
	Sub-Loop 4-Wire Intrabuilding Network Cable (INC)	I		UEANL	USBR4	6.68	55.91	17.51	49.71	6.60		11.90				
	Order Coordination for Unbundled Sub-Loops, per sub-loop pair			UEANL	USBMC		9.00	9.00								
	2 Wire Copper Unbundled Sub-Loop Distribution - Zone 1	I	1	UEF	UCS2X	6.25	60.19	21.78	47.50	5.26		11.90				
	2 Wire Copper Unbundled Sub-Loop Distribution - Zone 2	I	2	UEF	UCS2X	8.44	60.19	21.78	47.50	5.26		11.90				
	2 Wire Copper Unbundled Sub-Loop Distribution - Zone 3	I	3	UEF	UCS2X	16.30	60.19	21.78	47.50	5.26		11.90				
	Order Coordination for Unbundled Sub-Loops, per sub-loop pair			UEF	USBMC		9.00	9.00								
	4 Wire Copper Unbundled Sub-Loop Distribution - Zone 1	I	1	UEF	UCS4X	5.20	68.83	30.42	49.71	6.60		11.90				
	4 Wire Copper Unbundled Sub-Loop Distribution - Zone 2	I	2	UEF	UCS4X	7.02	68.83	30.42	49.71	6.60		11.90				
	4 Wire Copper Unbundled Sub-Loop Distribution - Zone 3	I	3	UEF	UCS4X	13.55	68.83	30.42	49.71	6.60		11.90				
	Order Coordination for Unbundled Sub-Loops, per sub-loop pair			UEF	USBMC		9.00	9.00								
	Unbundled Sub-Loop Modification															
	Unbundled Sub-Loop Modification - 2-W Copper Dist Load Coil/Equip Removal per 2-W PR			UEF	ULM2X		10.11	10.11				11.90				
	Unbundled Sub-loop Modification - 4-W Copper Dist Load Coil/Equip Removal per 4-W PR			UEF	ULM4X		10.11	10.11				11.90				
	Unbundled Sub-loop Modification - 2-w/4-w Copper Dist Bridged Tap Removal, per PR unloaded			UEF	ULM4T		15.58	15.58				11.90				
	Unbundled Network Terminating Wire (UNTW)															
	Unbundled Network Terminating Wire (UNTW) per Pair			UENTW	UENPP	0.2286	18.02	18.02				11.90				
	Network Interface Device (NID)															
	Network Interface Device (NID) - 1-2 lines			UENTW	UND12		68.08	42.80				11.90				
	Network Interface Device (NID) - 1-6 lines			UENTW	UND16		110.48	85.20				11.90				
	Network Interface Device Cross Connect - 2 W			UENTW	UNDC2		7.63	7.63				11.90				
	Network Interface Device Cross Connect - 4W			UENTW	UNDC4		7.63	7.63				11.90				
SUB-LOOPS																
	Sub-Loop Feeder															
	USL-Feeder, DS0 Set-up per Cross Box location - CLEC Distribution Facility set-up			UEA, UDN, UCL, UDL, UDC	USBFW		487.23					11.90				
	USL Feeder - DS0 Set-up per Cross Box location - per 25 pair set-up			UEA, UDN, UCL, UDL, UDC	USBFX		6.25	6.25				11.90				
	USL Feeder DS1 Set-up at DSX location, per DS1 termination			USL	USBFZ		522.41	11.32				11.90				

UNBUNDLED NETWORK ELEMENTS - Florida

CATEGORY		RATE ELEMENTS	Interi m	Zone	BCS	USOC	RATES(\$)					Svc Order Submitted Elec per LSR	Svc Order Submitted Manually per LSR	Incremental Charge - Manual Svc Order vs. Electronic- 1st	Incremental Charge - Manual Svc Order vs. Electronic- Add'l	Incremental Charge - Manual Svc Order vs. Electronic- Disc 1st	Incremental Charge - Manual Svc Order vs. Electronic- Disc Add'l
							Nonrecurring		Nonrecurring Disconnect		OSS Rates(\$)						
						Rec	First	Add'l	First	Add'l	SOME C	SOMAN	SOMAN	SOMAN	SOMAN	SOMAN	
		Unbundled Sub-Loop Feeder Loop, 2 Wire Ground Start, Voice Grade - Zone 1		1	UEA	USBFA	8.05	92.75	51.24	58.45	13.07		11.90				
		Unbundled Sub-Loop Feeder Loop, 2 Wire Ground-Start, Voice Grade - Zone 2		2	UEA	USBFA	10.87	92.75	51.24	58.45	13.07		11.90				
		Unbundled Sub-Loop Feeder Loop, Per 2 Wire Ground-Start, Voice Grade - Zone 3		3	UEA	USBFA	21.00	92.75	51.24	58.45	13.07		11.90				
		Order Coordination for Specified Conversion Time, per LSR			UEA	OCOSL		23.02									
		Unbundle Sub-Loop Feeder Loop, 2 Wire Loop-Start, Voice Grade - Zone 1		1	UEA	USBFB	8.05	92.75	51.24	58.45	13.07		11.90				
		Unbundled Sub-Loop Feeder Loop, 2 Wire Loop-Start, Voice Grade - Zone 2		2	UEA	USBFB	10.87	92.75	51.24	58.45	13.07		11.90				
		Unbundled Sub-Loop Feeder Loop, 2 Wire Start Loop, Voice Grade - Zone 3		3	UEA	USBFB	21.00	92.75	51.24	58.45	13.07		11.90				
		Order Coordination for Specified Time Conversion, per LSR			UEA	OCOSL		23.02									
		Unbundled Sub-Loop Feeder Loop, 2 Wire Reverse Battery, Voice Grade - Zone 1		1	UEA	USBFC	8.05	92.75	51.24	58.45	13.07		11.90				
		Unbundled Sub-Loop Feeder Loop, 2 Wire Reverse Battery, Voice Grade - Zone 2		2	UEA	USBFC	10.87	92.75	51.24	58.45	13.07		11.90				
		Unbundled Sub-Loop Feeder Loop, 2 Wire Analog Reverse Battery, Voice Grade - Zone 3		3	UEA	USBFC	21.00	92.75	51.24	58.45	13.07		11.90				
		Order Coordination For Specified Conversion Time, per LSR			UEA	OCOSL		23.02									
		Unbundled Sub-Loop Feeder Loop, 4 Wire Ground-Start, Voice Grade - Zone 1		1	UEA	USBFD	17.26	106.92	64.46	63.54	14.83		11.90				
		Unbundled Sub-Loop Feeder Loop, 4 Wire Ground-Start, Voice Grade - Zone 2		2	UEA	USBFD	23.29	106.92	64.46	63.54	14.83		11.90				
		Unbundled Sub-Loop Feeder Loop, 4 Wire Ground Start, Voice Grade - Zone 3		3	UEA	USBFD	45.00	106.92	64.46	63.54	14.83		11.90				
		Order Coordination For Specified Conversion Time, Per LSR			UEA	OCOSL		23.02									
		Unbundled Sub-Loop Feeder Loop, 4 Wire Loop-Start, Voice Grade - Zone 1		1	UEA	USBFE	17.26	106.92	64.46	63.54	14.83		11.90				
		Unbundled Sub-Loop Feeder Loop, 4 Wire Loop-Start, Voice Grade - Zone 2		2	UEA	USBFE	23.29	106.92	64.46	63.54	14.83		11.90				
		Unbundled Sub-Loop Feeder Loop, 4 Wire Loop-Start, Voice Grade - Zone 3		3	UEA	USBFE	45.00	106.92	64.46	63.54	14.83		11.90				
		Order Coordination For Specified Conversion Time, Per LSR			UEA	OCOSL		23.02									
		Unbundled Sub-Loop Feeder Loop, 2 Wire ISDN BRI - Zone 1		1	UDN	USBFF	17.04	109.71	66.68	60.21	12.49		11.90				
		Unbundled Sub-Loop Feeder Loop, 2-Wire ISDN BRI - Zone 2		2	UDN	USBFF	23.00	109.71	66.68	60.21	12.49		11.90				
		Unbundled Sub-Loop Feeder Loop, 2-Wire ISDN BRI - Zone 3		3	UDN	USBFF	44.43	109.71	66.68	60.21	12.49		11.90				
		Order Coordination For Specified Conversion Time, Per LSR			UDN	OCOSL		23.02									
		Unbundled Sub-Loop Feeder, 2 Wire UDC (IDSL compatible)		1	UDC	USBFS	17.04	109.71	66.68	60.21	12.49		11.90				
		Unbundled Sub-Loop Feeder, 2 Wire UDC (IDSL compatible)		2	UDC	USBFS	23.00	109.71	66.68	60.21	12.49		11.90				
		Unbundled Sub-Loop Feeder, 2 Wire UDC (IDSL compatible)		3	UDC	USBFS	44.43	109.71	66.68	60.21	12.49		11.90				
		Unbundled Sub-Loop Feeder Loop, 4-Wire DS1 - Zone 1		1	USL	USBFG	46.27	133.77	78.02	85.16	21.21		11.90				
		Unbundled Sub-Loop Feeder Loop, 4-Wire DS1 - Zone 2		2	USL	USBFG	62.45	133.77	78.02	85.16	21.21		11.90				
		Unbundled Sub-Loop Feeder Loop, 4-Wire DS1 - Zone 3		3	USL	USBFG	120.65	133.77	78.02	85.16	21.21		11.90				
		Order Coordination For Specified Conversion Time, Per LSR			USL	OCOSL		23.02									
		Unbundled Sub-Loop Feeder, 2-Wire Copper Loop - Zone 1		1	UCL	USBFH	7.25	85.27	42.24	58.54	10.82		11.90				
		Unbundled Sub-Loop Feeder Loop, 2-Wire Copper Loop - Zone 2		2	UCL	USBFH	9.79	85.27	42.24	58.54	10.82		11.90				
		Unbundled Sub-Loop Feeder Loop, 2-Wire Copper Loop - Zone 3		3	UCL	USBFH	18.92	85.27	42.24	58.54	10.82		11.90				
		Order Coordination For Specified Conversion Time, per LSR			UCL	OCOSL		23.02									
		Sub-Loop Feeder - Per 4-Wire Copper Loop - Zone 1		1	UCL	USBFJ	14.22	99.66	57.20	60.98	12.28		11.90				
		Sub-Loop Feeder - Per 4-Wire Copper Loop - Zone 2		2	UCL	USBFJ	19.20	99.66	57.20	60.98	12.28		11.90				
		Sub-Loop Feeder - Per 4-Wire Copper Loop - Zone 3		3	UCL	USBFJ	37.09	99.66	57.20	60.98	12.28		11.90				
		Order Coordination For Specified Conversion Time, per LSR			UCL	OCOSL		23.02									
		Sub-Loop Feeder - Per 4-Wire 19.2 Kbps Digital Grade Loop		1	UDL	USBFN	18.68	100.62	58.16	63.54	14.83		11.90				
		Sub-Loop Feeder - Per 4-Wire 19.2 Kbps Digital Grade Loop		2	UDL	USBFN	25.21	100.62	58.16	63.54	14.83		11.90				
		Sub-Loop Feeder - Per 4-Wire 19.2 Kbps Digital Grade Loop		3	UDL	USBFN	48.71	100.62	58.16	63.54	14.83		11.90				

UNBUNDLED NETWORK ELEMENTS - Florida												Attachment: 2		Exhibit: B			
CATEGORY	RATE ELEMENTS		Interim	Zone	BCS	USOC	RATES(\$)				Svc Order Submitted Elec per LSR	Svc Order Submitted Manually per LSR	Incremental Charge - Manual Svc Order vs. Electronic-1st	Incremental Charge - Manual Svc Order vs. Electronic-Add'l	Incremental Charge - Manual Svc Order vs. Electronic-Disc 1st	Incremental Charge - Manual Svc Order vs. Electronic-Disc Add'l	
								Nonrecurring		Nonrecurring Disconnect		OSS Rates(\$)					
							Rec	First	Add'l	First	Add'l	SOMEC	SOMAN	SOMAN	SOMAN	SOMAN	SOMAN
		Sub-Loop Feeder - Per 4-Wire 56 Kbps Digital Grade Loop - Zone 1		1	UDL	USBFO	18.68	100.62	58.16	63.54	14.83		11.90				
		Sub-Loop Feeder - Per 4-Wire 56 Kbps Digital Grade Loop - Zone 2		2	UDL	USBFO	25.21	100.62	58.16	63.54	14.83		11.90				
		Sub-Loop Feeder - Per 4-Wire 56 Kbps Digital Grade Loop - Zone 3		3	UDL	USBFO	48.71	100.62	58.16	63.54	14.83		11.90				
		Order Coordination For Specified Time Conversion, per LSR			UDL	OCOSL		23.02									
		Sub-Loop Feeder - Per 4-Wire 64 Kbps Digital Grade Loop - Zone 1		1	UDL	USBFP	18.68	100.62	58.16	63.54	14.83		11.90				
		Sub-Loop Feeder - Per 4-Wire 64 Kbps Digital Grade Loop - Zone 2		2	UDL	USBFP	25.21	100.62	58.16	63.54	14.83		11.90				
		Sub-Loop Feeder - Per 4-Wire 64 Kbps Digital Grade Loop - Zone 3		3	UDL	USBFP	48.71	100.62	58.16	63.54	14.83		11.90				
		Order Coordination For Specified Conversion Time, per LSR			UDL	OCOSL		23.02									
SUB-LOOPS																	
	Sub-Loop Feeder																
		Sub Loop Feeder - DS3 - Per Mile Per Month			UE3	1L5SL	15.69										
		Sub Loop Feeder - DS3 - Facility Termination Per Month			UE3	USBF1	347.59	3,386.00	407.15	166.83	94.58		11.90				
		Sub Loop Feeder - STS-1 - Per Mile Per Month			UDLSX	1L5SL	15.69										
		Sub Loop Feeder - STS-1 - Facility Termination Per Month			UDLSX	USBF7	402.09	3,386.00	407.15	166.83	94.58		11.90				
		Sub Loop Feeder - OC-3 - Per Mile Per Month			UDLO3	1L5SL	11.90										
		Sub Loop Feeder - OC-3 - Facility Termination Protection Per Month			UDLO3	USBF5	62.98										
		Sub Loop Feeder - OC-3 - Facility Termination Per Month			UDLO3	USBF2	547.22	3,386.00	407.15	166.83	94.58		11.90				
		Sub Loop Feeder - OC-12 - Per Mile Per Month			UDL12	1L5SL	14.65										
		Sub Loop Feeder - OC-12 - Facility Termination Protection Per Month			UDL12	USBF6	502.47										
		Sub Loop Feeder - OC-12 - Facility Termination Per Month			UDL12	USBF3	1,577.00	3,386.00	407.15	166.83	94.58		11.90				
		Sub Loop Feeder - OC-48 - Per Mile Per Month			UDL48	1L5SL	48.06										
		Sub Loop Feeder - OC-48 - Facility Termination Protection Per Month			UDL48	USBF9	251.80										
		Sub Loop Feeder - OC-48 - Facility Termination Per Month			UDL48	USBF4	1,589.00	3,572.00	407.15	168.35	95.43		11.90				
		Sub Loop Feeder - OC-12 Interface On OC-48			UDL48	USBF8	331.15	788.39	407.15	168.35	95.43		11.90				
UNBUNDLED LOOP CONCENTRATION																	
		Unbundled Loop Concentration - System A (TR008)			ULC	UCT8A	449.49	359.42	359.42				11.90				
		Unbundled Loop Concentration - System B (TR008)			ULC	UCT8B	53.44	149.76	149.76				11.90				
		Unbundled Loop Concentration - System A (TR303)			ULC	UCT3A	487.33	359.42	359.42				11.90				
		Unbundled Loop Concentration - System B (TR303)			ULC	UCT3B	90.05	149.76	149.76				11.90				
		Unbundled Loop Concentration - DS1 Loop Interface Card			ULC	UCTCO	5.04	71.70	51.52	18.49	4.82		11.90				
		Unbundled Loop Concentration - ISDN Loop Interface (Brite Card)			UDN	ULCC1	8.00	16.59	16.50	6.77	6.73		11.90				
		Unbundled Loop Concentration - UDC Loop Interface (Brite Card)			UDC	ULCCU	8.00	16.59	16.50	6.77	6.73		11.90				
		Unbundled Loop Concentration - -2 Wire Voice-Loop Start or Ground Start Loop Interface (POTS Card)			UEA	ULCC2	2.00	16.59	16.50	6.77	6.73		11.90				
		Unbundled Loop Concentration - 2 Wire Voice - Reverse Battery Loop Interface (SPOTS Card)			UEA	ULCCR	11.90	16.59	16.50	6.77	6.73		11.90				
		Unbundled Loop Concentration - 4 Wire Voice Loop Interface (Specials Card)			UEA	ULCC4	7.10	16.59	16.50	6.77	6.73		11.90				
		Unbundled Loop Concentration - TEST CIRCUIT Card			ULC	UCTTC	34.68	16.59	16.50	6.77	6.73		11.90				
		Unbundled Loop Concentration - Digital 19.2 Kbps Data Loop Interface			UDL	ULCC7	10.51	16.59	16.50	6.77	6.73		11.90				
		Unbundled Loop Concentration - Digital 56 Kbps Data Loop Interface			UDL	ULCC5	10.51	16.59	16.50	6.77	6.73		11.90				
		Unbundled Loop Concentration - Digital 64 Kbps Data Loop Interface			UDL	ULCC6	10.51	16.59	16.50	6.77	6.73		11.90				
UNE OTHER, PROVISIONING ONLY - NO RATE																	
		NID - Dispatch and Service Order for NID installation			UENTW	UNDBX											
		UNTW Circuit Id Establishment, Provisioning Only - No Rate			UENTW	UENCE											

UNBUNDLED NETWORK ELEMENTS - Florida											Attachment: 2		Exhibit: B			
CATEGORY	RATE ELEMENTS	Interim	Zone	BCS	USOC	RATES(\$)					Svc Order Submitted Elec per LSR	Svc Order Submitted Manually per LSR	Incremental Charge - Manual Svc Order vs. Electronic-1st	Incremental Charge - Manual Svc Order vs. Electronic-Add'l	Incremental Charge - Manual Svc Order vs. Electronic-Disc 1st	Incremental Charge - Manual Svc Order vs. Electronic-Disc Add'l
							Nonrecurring		Nonrecurring Disconnect		OSS Rates(\$)					
						Rec	First	Add'l	First	Add'l	SOMEC	SOMAN	SOMAN	SOMAN	SOMAN	SOMAN
	Unbundled Contract Name, Provisioning Only - No Rate			UEANL,UEF,UEQ,UENTW	UNECN											
UNE OTHER, PROVISIONING ONLY - NO RATE																
	Unbundled Contact Name, Provisioning Only - no rate			UAL,UCL,UDC,UDL,UDN,UEA,UHL,ULC	UNECN	0.00	0.00									
	Unbundled Sub-Loop Feeder-2 Wire Cross Box Jumper - no rate			UEA,UDN,UCL,UDC	USBFQ	0.00	0.00									
	Unbundled Sub-Loop Feeder-4 Wire Cross Box Jumper - no rate			UEA,USL,UCL,UDL	USBFR	0.00	0.00									
	Unbundled DS1 Loop - Superframe Format Option - no rate			USL	CCOSF	0.00	0.00									
	Unbundled DS1 Loop - Expanded Superframe Format option - no rate			USL	CCOEF	0.00	0.00									
HIGH CAPACITY UNBUNDLED LOCAL LOOP																
	High Capacity Unbundled Local Loop - DS3 - Per Mile per month			UE3	1L5ND	10.92										
	High Capacity Unbundled Local Loop - DS3 - Facility Termination per month			UE3	UE3PX	386.88	556.37	343.01	139.13	96.84		11.90				
	High Capacity Unbundled Local Loop - STS-1 - Per Mile per month			UDLSX	1L5ND	10.92										
	High Capacity Unbundled Local Loop - STS-1 - Facility Termination per month			UDLSX	UDLS1	426.60	556.37	343.01	139.13	96.84		11.90				
LOOP MAKE-UP																
	Loop Makeup - Preordering Without Reservation, per working or spare facility queried (Manual)			UMK	UMKLW		52.17	52.17								
	Loop Makeup - Preordering With Reservation, per spare facility queried (Manual)			UMK	UMKLP		55.07	55.07								
	Loop Makeup--With or Without Reservation, per working or spare facility queried (Mechanized)			UMK	PSUMK		0.6784	0.6784								
HIGH FREQUENCY SPECTRUM																
SPLITTERS-CENTRAL OFFICE BASED																
	Line Sharing Splitter, per System 96 Line Capacity - True up pending approval by PSC	R		ULS	ULSDA	119.72	379.13	0.00	347.90	0.00		11.90				
	Line Sharing Splitter, per System 24 Line Capacity - True up pending approval by PSC	R		ULS	ULSDB	29.93	379.13	0.00	347.90	0.00		11.90				
	Line Sharing Splitter, Per System, 8 Line Capacity	I		ULS	ULSD8	8.33	379.13	0.00	347.90	0.00		11.90				
	Line Sharing-DLEC Owned Splitter in CO-CFA activation-deactivation (per LSOD) - True up pending approval by PSC			ULS	ULSDG		173.66		97.42			11.90				
END USER ORDERING-CENTRAL OFFICE BASED-HIGH FREQUENCY SPECTRUM AKA LINE SHARING																
	Line Sharing - per Line Activation - True up pending approval by PSC(BST Owned Splitter)			ULS	ULSDC	0.61	29.68	21.28	19.57	9.61		11.90				
	Line Sharing - per Subsequent Activity per Line Rearrangement - True up pending approval by PSC(BST Owned Splitter)	R		ULS	ULSDS		21.68	16.44				11.90				
	Line Sharing - per Subsequent Activity per Line Rearrangement - True up pending approval by PSC(DLEC Owned Splitter)	R		ULS	ULSCS		21.68	16.44				11.90				
	Line Sharing - per Line Activation (DLEC owned Splitter)	I		ULS	ULSCC	0.61	47.44	19.31	20.67	12.74		11.90				
	Line Splitting - per line activation DLEC owned splitter	I		UEPSR UEPSB	UREOS	0.61										
	Line Splitting - per line activation BST owned - physical	I		UEPSR UEPSB	UREBP	0.638	29.68	21.28	19.57	9.61		11.90				
	Line Splitting - per line activation BST owned - virtual	I		UEPSR UEPSB	UREBV	1.134	29.68	21.28	19.57	9.61		11.90				
UNBUNDLED DEDICATED TRANSPORT																
NOTE: INTEROFFICE CHANNEL DEDICATED TRANSPORT - minimum billing period - below DS3=one month, DS3/STS-1=four months																
INTEROFFICE CHANNEL - DEDICATED TRANSPORT																
	Interoffice Channel - Dedicated Transport - 2-Wire Voice Grade - Per Mile per month			U1TVX	1L5XX	0.0091										
	Interoffice Channel - Dedicated Transport- 2- Wire Voice Grade - Facility Termination per month			U1TVX	U1TV2	25.32	47.35	31.78	18.31	7.03		11.90				

UNBUNDLED NETWORK ELEMENTS - Florida

CATEGORY		RATE ELEMENTS	Interim	Zone	BCS	USOC	RATES(\$)					Svc Order Submitted Elec per LSR	Svc Order Submitted Manually per LSR	Incremental Charge - Manual Svc Order vs. Electronic-1st	Incremental Charge - Manual Svc Order vs. Electronic-Add'l	Incremental Charge - Manual Svc Order vs. Electronic-Disc 1st	Incremental Charge - Manual Svc Order vs. Electronic-Disc Add'l
								Nonrecurring		Nonrecurring Disconnect		OSS Rates(\$)					
							Rec	First	Add'l	First	Add'l	SOME C	SOMAN	SOMAN	SOMAN	SOMAN	SOMAN
		Interoffice Channel - Dedicated Transport- 2-Wire Voice Grade Rev Bat. - Per Mile per month			U1TVX	1L5XX	0.0091										
		Interoffice Channel - Dedicated Transport- 2- Wire VG Rev Bat. - Facility Termination per month			U1TVX	U1TR2	25.32	47.35	31.78	18.31	7.03		11.90				
		Interoffice Channel - Dedicated Transport - 4-Wire Voice Grade - Per Mile per month			U1TVX	1L5XX	0.0091										
		Interoffice Channel - Dedicated Transport - 4- Wire Voice Grade - Facility Termination per month			U1TVX	U1TV4	22.58	47.35	31.78	18.31	7.03		11.90				
		Interoffice Channel - Dedicated Transport - 56 kbps - per mile per month			U1TDX	1L5XX	0.0091										
		Interoffice Channel - Dedicated Transport - 56 kbps - Facility Termination per month			U1TDX	U1TD5	18.44	47.35	31.78	18.31	7.03		11.90				
		Interoffice Channel - Dedicated Transport - 64 kbps - per mile per month			U1TDX	1L5XX	0.0091										
		Interoffice Channel - Dedicated Transport - 64 kbps - Facility Termination per month			U1TDX	U1TD6	18.44	47.35	31.78	18.31	7.03		11.90				
		Interoffice Channel - Dedicated Channel - DS1 - Per Mile per month			U1TD1	1L5XX	0.1856										
		Interoffice Channel - Dedicated Transport - DS1 - Facility Termination per month			U1TD1	U1TF1	88.44	105.54	98.47	21.47	19.05		11.90				
		Interoffice Channel - Dedicated Transport - DS3 - Per Mile per month			U1TD3	1L5XX	3.87										
		Interoffice Channel - Dedicated Transport - DS3 - Facility Termination per month			U1TD3	U1TF3	1,071.00	335.46	219.28	72.03	70.56		11.90				
		Interoffice Channel - Dedicated Transport - STS-1 - Per Mile per month			U1TS1	1L5XX	3.87										
		Interoffice Channel - Dedicated Transport - STS-1 - Facility Termination per month			U1TS1	U1TFS	1,056.00	335.46	219.28	72.03	70.56		11.90				
		LOCAL CHANNEL - DEDICATED TRANSPORT															
		NOTE: LOCAL CHANNEL DEDICATED TRANSPORT - minimum billing period - below DS3=one month, DS3/STS-1=four months															
		Local Channel - Dedicated - 2-Wire Voice Grade per month - Zone 1		1	ULDVX	ULDV2	21.94	265.84	46.97	37.63	4.00		11.90				
		Local Channel - Dedicated - 2-Wire Voice Grade per month - Zone 2		2	ULDVX	ULDV2	29.62	265.84	46.97	37.63	4.00		11.90				
		Local Channel - Dedicated - 2-Wire Voice Grade per month - Zone 3		3	UNDVX	ULDV2	57.22	265.84	46.97	37.63	4.00		11.90				
		Local Channel - Dedicated - 2-Wire Voice Grade Rev. Bat. Per month - Zone 1		1	ULDVX	ULDR2	21.94	265.84	46.97	37.63	4.00		11.90				
		Local Channel - Dedicated - 2-Wire Voice Grade Rev. Bat. Per Month - Zone 2		2	ULDVX	ULDR2	29.62	265.84	46.97	37.63	4.00		11.90				
		Local Channel - Dedicated - 2-Wire Voice Grade Rev. Bat. Per Month - Zone 3		3	ULDVX	ULDR2	57.22	265.84	46.97	37.63	4.00		11.90				
		Local Channel - Dedicated - 4-Wire Voice Grade per month - Zone 1		1	UNDVX	ULDV4	22.81	266.54	47.67	44.22	5.33		11.90				
		Local Channel - Dedicated - 4-Wire Voice Grade per month - Zone 2		2	UNDVX	ULDV4	30.79	266.54	47.67	44.22	5.33		11.90				
		Local Channel - Dedicated - 4-Wire Voice Grade per month - Zone 3		3	UNDVX	ULDV4	59.48	266.54	47.67	44.22	5.33		11.90				
		Local Channel - Dedicated - DS1 per month - Zone 1		1	ULDD1	ULDF1	35.28	216.65	183.54	24.30	16.95		11.90				
		Local Channel - Dedicated - DS1 per month - Zone 2		2	ULDD1	ULDF1	47.63	216.65	183.54	24.30	16.95		11.90				
		Local Channel - Dedicated - DS1 per month - Zone 3		3	ULDD1	ULDF1	92.01	216.65	183.54	24.30	16.95		11.90				
		Local Channel - Dedicated - DS3 - Per Mile per month			ULDD3	1L5NC	8.50										
		Local Channel - Dedicated - DS3 - Facility Termination per month			ULDD3	ULDF3	531.91	556.37	343.01	139.13	96.84		11.90				
		Local Channel - Dedicated - STS-1- Per Mile per month			ULDS1	1L5NC	8.50										
		Local Channel - Dedicated - STS-1 - Facility Termination per month			ULDS1	ULDFS	540.69	556.37	343.01	139.13	96.84		11.90				
		MULTIPLEXERS															
		Channelization - DS1 to DS0 Channel System			UXTD1	MQ1	146.77	101.42	71.62	11.09	10.49		11.90				

UNBUNDLED NETWORK ELEMENTS - Florida												Attachment: 2		Exhibit: B			
CATEGORY	RATE ELEMENTS		Interim	Zone	BCS	USOC	RATES(\$)				Svc Order Submitted Elec per LSR	Svc Order Submitted Manually per LSR	Incremental Charge - Manual Svc Order vs. Electronic-1st	Incremental Charge - Manual Svc Order vs. Electronic-Add'l	Incremental Charge - Manual Svc Order vs. Electronic-Disc 1st	Incremental Charge - Manual Svc Order vs. Electronic-Disc Add'l	
								Nonrecurring		Nonrecurring Disconnect		OSS Rates(\$)					
							Rec	First	Add'l	First	Add'l	SOMEc	SOMAN	SOMAN	SOMAN	SOMAN	SOMAN
		OCU-DP COCI (data) - DS1 to DS0 Channel System - per month (2.4-64kbs)			UDL	1D1DD	2.10	10.07	7.08				11.90				
		2-wire ISDN COCI (BRITE) - DS1 to DS0 Channel Systsem - per month			UDN	UC1CA	3.66	10.07	7.08				11.90				
		Voice Grade COCI - DS1 to DS0 Channel System - per month			UEA	1D1VG	1.38	10.07	7.08				11.90				
		DS3 to DS1 Channel System per month			UXTD3	MQ3	211.19	199.28	118.64	40.34	39.07		11.90				
		STS1 to DS1 Channel System per month			UXTS1	MQ3	211.19	199.28	118.64	40.34	39.07		11.90				
		DS3 Interface Unit (DS1 COCI) used with Loop per month			USL	UC1D1	13.76	10.07	7.08				11.90				
		DS3 Interface Unit (DS1 COCI) used with Local Channel per month			ULDD1	UC1D1	13.76	10.07	7.08				11.90				
		DS3 Interface Unit (DS1 COCI) used with Interoffice Channel per month			U1TD1	UC1D1	13.76	10.07	7.08				11.90				
DARK FIBER																	
		Dark Fiber, Four Fiber Strands, Per Route Mile or Fraction Thereof per month - Local Channel			UDF	1L5DC	55.04										
		NRC Dark Fiber - Local Channel			UDF	UDFC4		751.34	193.88	356.21	230.11		11.90				
		Dark Fiber, Four Fiber Strands, Per Route Mile or Fraction Thereof per month - Interoffice Channel			UDF	1L5DF	26.85										
		NRC Dark Fiber - Interoffice Channel			UDF	UDF14		751.34	193.88	356.21	230.11		11.90				
		Dark Fiber, Four Fiber Strands, Per Route Mile or Fraction Thereof per month - Local Loop			UDF	1L5DL	55.04										
		NRC Dark Fiber - Local Loop			UDF	UDFL4		751.34	193.88	356.21	230.11		11.90				
8XX ACCESS TEN DIGIT SCREENING																	
		8XX Access Ten Digit Screening, Per Call			OHD		0.0006252										
		8XX Access Ten Digit Screening, Reservation Charge Per 8XX Number Reserved			OHD	N8R1X		4.15	0.70				11.90				
		8XX Access Ten Digit Screening, Per 8XX No. Established W/O POTS Translations			OHD			8.78	1.18	5.77	0.70		11.90				
		8XX Access Ten Digit Screening, Per 8XX No. Established With POTS Translations			OHD	N8FTX		8.78	1.18	5.77	0.70		11.90				
		8XX Access Ten Digit Screening, Customized Area of Service Per 8XX Number			OHD	N8FCX		4.15	2.07				11.90				
		8XX Access Ten Digit Screening, Multiple InterLATA CXR Routing Per CXR Requested Per 8XX No.			OHD	N8FMX		4.85	2.78				11.90				
		8XX Access Ten Digit Screening, Change Charge Per Request			OHD	N8FAX		4.85	0.70				11.90				
		8XX Access Ten Digit Screening, Call Handling and Destination Features			OHD	N8FDX		4.15	4.15				11.90				
		8XX Access Ten Digit Screening, w/ 8FL No. Delivery, per query			OHD		0.0006252										
		8XX Access Ten Digit Screening, w/ POTS No. Delivery, per query			OHD		0.0006252										
LINE INFORMATION DATA BASE ACCESS (LIDB)																	
		LIDB Common Transport Per Query			OQT		0.0000203										
		LIDB Validation Per Query			OQU		0.0136959										
		LIDB Originating Point Code Establishment or Change			OQT, OQU	NRPBX		55.13	55.13	55.13	55.13		11.90				
SIGNALING (CCS7)																	
		CCS7 Signaling Termination, Per STP Port			UDB	PT8SX	135.05										
		CCS7 Signaling Usage, Per TCAP Message			UDB		0.0000607										
		CCS7 Signaling Connection, Per link (A link)			UDB	TPP++	17.93	43.57	43.57	18.31	18.31		11.90				
		CCS7 Signaling Connection, Per link (B link) (also known as D link)			UDB	TPP++	17.93	43.57	43.57	18.31	18.31		11.90				
		CCS7 Signaling Usage, Per ISUP Message			UDB		0.0000152										
		CCS7 Signaling Usage Surrogate, per link per LATA			UDB	STU56	694.32										
		CCS7 Signaling Point Code, per Originating Point Code Establishment or Change, per STP affected			UDB	CCAPO		46.03	46.03	46.03	46.03		11.90				
E911 SERVICE																	
		Local Channel - Dedicated - 2-wr Voice Grade - Zone 1					21.94	265.84	46.97	37.63	4.00		11.90				
		Local Channel - Dedicated - 2-wr Voice Grade - Zone 2					29.62	265.84	46.97	37.63	4.00		11.90				
		Local Channel - Dedicated - 2-wr Voice Grade - Zone 3					57.22	265.84	46.97	37.63	4.00		11.90				

UNBUNDLED NETWORK ELEMENTS - Florida												Attachment: 2		Exhibit: B		
CATEGORY	RATE ELEMENTS		Interim	Zone	BCS	USOC	RATES(\$)				Svc Order Submitted Elec per LSR	Svc Order Submitted Manually per LSR	Incremental Charge - Manual Svc Order vs. Electronic-1st	Incremental Charge - Manual Svc Order vs. Electronic-Add'l	Incremental Charge - Manual Svc Order vs. Electronic-Disc 1st	Incremental Charge - Manual Svc Order vs. Electronic-Disc Add'l
								Nonrecurring		Nonrecurring Disconnect		OSS Rates(\$)				
							Rec	First	Add'l	First	Add'l	SOMEc	SOMAN	SOMAN	SOMAN	SOMAN
		Interoffice Transport - Dedicated - 2-wr Voice Grade Per Mile					0.0091									
		Interoffice Transport - Dedicated - 2-wr Voice Grade Per Facility Termination					25.32	47.35	31.78	18.31	7.03		11.90			
		Local Channel - Dedicated - DS1 - Zone 1					35.28	216.65	183.54	21.47	19.05		11.90			
		Local Channel - Dedicated - DS1 - Zone 2					47.63	216.65	183.54	21.47	19.05		11.90			
		Local Channel - Dedicated - DS1 - Zone 3					92.01	216.65	183.54	21.47	19.05		11.90			
		Interoffice Transport - Dedicated - DS1 Per Mile					0.1856									
		Interoffice Transport - Dedicated - DS1 Per Facility Termination					88.44	105.54	98.47	21.47	19.05		11.90			
CALLING NAME (CNAM) SERVICE																
		CNAM for DB Owners, Per Query			OQV		0.001024									
		CNAM for Non DB Owners, Per Query			OQV		0.001024									
		CNAM For DB Owners - Service Establishment			OQV			25.35	25.35	19.01	19.01		11.90			
		CNAM For Non DB Owners - Service Establishment			OQV			25.35	25.35	19.01	19.01		11.90			
		CNAM For DB Owners - Service Provisioning With Point Code Establishment			OQV			1,592.00	1,177.00	352.36	259.09		11.90			
		CNAM For Non DB Owners - Service Provisioning With Point Code Establishment			OQV			546.51	393.82	358.06	259.09		11.90			
LNP Query Service																
		LNP Charge Per query			OQV		0.000852									
		LNP Service Establishment Manual						13.83	13.83	12.71	12.71		11.90			
		LNP Service Provisioning with Point Code Establishment						655.50	334.88	297.03	218.40		11.90			
OPERATOR CALL PROCESSING																
		Oper. Call Processing - Oper. Provided, Per Min. - Using BST LIDB					1.20									
		Oper. Call Processing - Oper. Provided, Per Min. - Using Foreign LIDB					1.24									
		Oper. Call Processing - Fully Automated, per Call - Using BST LIDB					0.20									
		Oper. Call Processing - Fully Automated, per Call - Using Foreign LIDB					0.20									
INWARD OPERATOR SERVICES																
		Inward Operator Services - Verification, Per Call					1.00									
		Inward Operator Services - Verification and Emergency Interrupt - Per Call					1.95									
BRANDING - OPERATOR CALL PROCESSING																
		Recording of Custom Branded OA Announcement				CBAOS		7,000.00	7,000.00				11.90			
		Loading of Custom Branded OA Announcement per shelf/NAV				CBAOL		500.00	500.00				11.90			
		Unbranding via OLNS for UNEP CLEC														
		Loading of OA per OCN (Regional)						1,200.00	1,200.00				11.90			
DIRECTORY ASSISTANCE SERVICES																
		DIRECTORY ASSISTANCE ACCESS SERVICE														
		Directory Assistance Access Service Calls, Charge Per Call					0.275									
		DIRECTORY ASSISTANCE CALL COMPLETION ACCESS SERVICE (DACC)														
		Directory Assistance Call Completion Access Service (DACC), Per Call Attempt					0.10									
		DIRECTORY TRANSPORT														
DIRECTORY ASSISTANCE SERVICES																
		DIRECTORY ASSISTANCE DATA BASE SERVICE (DADS)														
		Directory Assistance Data Base Service Charge Per Listing					0.04									
		Directory Assistance Data Base Service, per month				DBSOF	150.00									
BRANDING - DIRECTORY ASSISTANCE																
		Facility Based CLEC														
		Recording and Provisioning of DA Custom Branded Announcement			AMT	CBADA		6,000.00	6,000.00							
		Loading of Custom Branded Announcement per DRAM Card/Switch			AMT	CBADC		1,170.00	1,170.00							
		UNEP CLEC														
		Recording of DA Custom Branded Announcement						3,000.00	3,000.00							

UNBUNDLED NETWORK ELEMENTS - Florida												Attachment: 2		Exhibit: B			
CATEGORY	RATE ELEMENTS		Interim	Zone	BCS	USOC	RATES(\$)				Svc Order Submitted Elec per LSR	Svc Order Submitted Manually per LSR	Incremental Charge - Manual Svc Order vs. Electronic-1st	Incremental Charge - Manual Svc Order vs. Electronic-Add'l	Incremental Charge - Manual Svc Order vs. Electronic-Disc 1st	Incremental Charge - Manual Svc Order vs. Electronic-Disc Add'l	
								Nonrecurring		Nonrecurring Disconnect		OSS Rates(\$)					
							Rec	First	Add'l	First	Add'l	SOMEC	SOMAN	SOMAN	SOMAN	SOMAN	SOMAN
		Loading of DA Custom Branded Announcement per DRAM Card/Switch per OCN						1,170.00	1,170.00								
		Unbranding via OLNS for UNEP CLEC															
		Loading of DA per OCN (1 OCN per Order)						420.00	420.00								
		Loading of DA per Switch per OCN						16.00	16.00								
SELECTIVE ROUTING																	
		Selective Routing Per Unique Line Class Code Per Request Per Switch				USRCR		93.55	93.55	12.71	12.71		11.90				
VIRTUAL COLLOCATION																	
		Virtual Collocation - Application Cost			AMTFS	EAF		4,122.00	1,249.00								
		Virtual Collocation - Cable Installation Cost, per cable			AMTFS	ESPCX	12.45	965.00									
		Virtual Collocation - Floor Space, per sq. ft.			AMTFS	ESPVX	4.25										
		Virtual Collocation - Power, per breaker amp			AMTFS	ESPAX	6.95										
		Virtual Collocation - Cable Support Structure, per entrance cable			AMTFS	ESPSX	13.35										
		Virtual Collocation - 2-wire Cross Connects (loop)			UEANL,UEA,UDN,U DC,UAL,UHL,UCL,U EQ, AMTFS, UDL, UNCVX, UNCDX, UNCNX	UEAC2	0.0502	11.57	11.57				11.90				
		Virtual Collocation - 4-wire Cross Connects (loop)			UEA,UHL,UCL,UDL, AMTFS, UAL, UDN, UNCVX, UNCDX	UEAC4	0.0502	11.57	11.57				11.90				
		Virtual Collocation - 2-Fiber Cross Connects			AMTFS,UDL12, UDLO3, U1T48, U1T12, U1T03, ULDO3, ULD12, ULD48, UDF	CNC2F	6.71	2,431.00					11.90				
		Virtual Collocation - 4-Fiber Cross Connects			AMTFS,UDL12, UDLO3, U1T48, U1T12, U1T03, ULDO3, ULD12, ULD48, UDF	CNC4F	6.71	2,431.00					11.90				
		Virtual collocation - DS1 Cross Connects			USL,ULC,AMTFS, ULR, UXTD1, UNC1X, ULDD1, U1TD1, USLEL, UNLD1	CNC1X	7.50	155.00	14.00				11.90				
		Virtual collocation - DS3 Cross Connects			USL,ULC,AMTFS,U E3, U1TD3, UXTS1, UXTD3, UNC3X, UNCSX, ULDD3, U1TS1, ULDS1, UDSLX, UNLD3	CND3X	56.25	151.90	11.83				11.90				
		Virtual Collocation - Co-Carrier Cross Connects - Fiber Cable Support Structure, per linear foot			AMTFS,CLO	VE1CB	0.0028										
		Virtual Collocation - Co-Carrier Cross Connects - Copper/Coax Cable Support Structure, per linear ft			AMTFS, CLO	VE1CD	0.0041										
		Virtual Collocation - Co-Carrier Cross Connects - Fiber Cable Support Structure,per cable			AMTFS	VE1CC		535.54									
		Virtual Collocation - Co-Carrier Cross Connects - Copper/Coax Cable Support Structure, per cable			AMTFS	VE1CE		535.54									
		Virtual collocation - Security Escort - Basic, per quarter hour			AMTFS	SPTBQ		10.89									
		Virtual collocation - Security Escort - Overtime, per quarter hour			AMTFS	SPTOQ		13.64									
		Virtual collocation - Security Escort - Premium, per quarter hour			AMTFS	SPTPQ		16.40									

UNBUNDLED NETWORK ELEMENTS - Florida													Attachment: 2		Exhibit: B	
CATEGORY		RATE ELEMENTS	Interim	Zone	BCS	USOC	RATES(\$)				Svc Order Submitted Elec per LSR	Svc Order Submitted Manually per LSR	Incremental Charge - Manual Svc Order vs. Electronic-1st	Incremental Charge - Manual Svc Order vs. Electronic-Add'l	Incremental Charge - Manual Svc Order vs. Electronic-Disc 1st	Incremental Charge - Manual Svc Order vs. Electronic-Disc Add'l
								Nonrecurring		Nonrecurring Disconnect		OSS Rates(\$)				
							Rec	First	Add'l	First	Add'l	SOME C	SOMAN	SOMAN	SOMAN	SOMAN
		Virtual Collocation - DS-1/DCS Cross Connects, PER 28 CKTS			AMTFS	VE11S	226.39	1,950.00								
		Virtual Collocation - DS-1.DSX Cross Connects, PER 28 CKTS			AMTFS	VE11X	11.51	1,950.00								
		Virtual Collocation - DS-3/DCS Cross Connects, PER CKT			AMTFS	VE13S	56.97	528.00								
		Virtual Collocation - DS-3/DSC Cross Connects, PER CKT			AMTFS	VE13X	10.06	528.00								
		Virtual collocation - Maintenance in CO - Basic, per quarter hour			AMTFS	SPTRE		10.89								
		Virtual collocation - Maintenance in CO - Overtime, per quarter hour			AMTFS	SPTOE		13.64								
		Virtual collocation - Maintenance in CO - Premium per quarter hour			AMTFS	SPTPE		16.40								
VIRTUAL COLLOCATION																
		Virtual Collocation - 2-wire Cross Connect, Exchange Port 2-Wire Analog - Res			UEPSR	VE1R2	0.524	11.57	11.57				11.90			
		Virtual Collocation - 2-Wire Cross Connect, Exchange Port 2-Wire Line Side PBX Trunk - Bus			UEPSP	VE1R2	0.524	11.57	11.57				11.90			
		Virtual Collocation 2-Wire Cross Connect, Exchange Port 2-Wire Voice Grade PBX Trunk - Res			UEPSE	VE1R2	0.524	11.57	11.57				11.90			
		Virtual Collocation 2-Wire Cross Connect, Exchange Port 2-Wire Analog Bus			UEPSB	VE1R2	0.524	11.57	11.57				11.90			
		Virtual Collocation 2-Wire Cross Connect, Exchange Port 2-Wire ISDN			UEPSX	VE1R2	0.524	11.57	11.57				11.90			
		Virtual Collocation 2-Wire Cross Connect, Exchange Port 2-Wire ISDN			UEPTX	VE1R2	0.524	11.57	11.57				11.90			
		Virtual Collocation 4-Wire Cross Connect, Exchange Port 4-Wire ISDN DS1			UEPEX	VE1R4	0.524	11.57	11.57				11.90			
VIRTUAL COLLOCATION																
		Virtual Collocation-2 Wire Cross Connects (Loop) for Line Splitting			UEPSR, UEPSB	VE1LS	0.0297	33.86	31.95				11.90			
AIN SELECTIVE CARRIER ROUTING																
		Regional Service Establishment			SRC	SRCEC		193,444.00		7,737.00			11.90			
		End Office Establishment			SRC	SRCEO		187.36	187.36	0.69			11.90			
		Query NRC, per query			SRC		0.0031868									
AIN - BELLSOUTH AIN SMS ACCESS SERVICE																
		AIN SMS Access Service - Service Establishment, Per State, Initial Setup			A1N	CAMSE		43.56	43.56	44.93	44.93		11.90			
		AIN SMS Access Service - Port Connection - Dial/Shared Access			A1N	CAMDP		8.64	8.64	10.03	10.03		11.90			
		AIN SMS Access Service - Port Connection - ISDN Access			A1N	CAM1P		8.64	8.64	10.03	10.03		11.90			
		AIN SMS Access Service - User Identification Codes - Per User ID Code			A1N	CAMAU		38.66	38.66	29.88	29.88		11.90			
		AIN SMS Access Service - Security Card, Per User ID Code, Initial or Replacement			A1N	CAMRC		75.10	75.10	12.93	12.93		11.90			
		AIN SMS Access Service - Storage, Per Unit (100 Kilobytes)					0.0028									
		AIN SMS Access Service - Session, Per Minute					0.7809									
		AIN SMS Access Service - Company Performed Session, Per Minute					0.4609									
AIN - BELLSOUTH AIN TOOLKIT SERVICE																
		AIN Toolkit Service - Service Establishment Charge, Per State, Initial Setup			CAM	BAPSC		43.56	43.56	44.93	44.93		11.90			
		AIN Toolkit Service - Training Session, Per Customer				BAPVX		8,439.00	8,439.00				11.90			
		AIN Toolkit Service - Trigger Access Charge, Per Trigger, Per DN, Term. Attempt				BAPTT		8.64	8.64	10.03	10.03		11.90			
		AIN Toolkit Service - Trigger Access Charge, Per Trigger, Per DN, Off-Hook Delay				BAPTD		8.64	8.64	10.03	10.03		11.90			
		AIN Toolkit Service - Trigger Access Charge, Per Trigger, Per DN, Off-Hook Immediate				BAPTM		8.64	8.64	10.03	10.03		11.90			

UNBUNDLED NETWORK ELEMENTS - Florida

CATEGORY		RATE ELEMENTS	Interim	Zone	BCS	USOC	RATES(\$)					Svc Order Submitted Elec per LSR	Svc Order Submitted Manually per LSR	Incremental Charge - Manual Svc Order vs. Electronic-1st	Incremental Charge - Manual Svc Order vs. Electronic-Add'l	Incremental Charge - Manual Svc Order vs. Electronic-Disc 1st	Incremental Charge - Manual Svc Order vs. Electronic-Disc Add'l
							Nonrecurring		Nonrecurring Disconnect		OSS Rates(\$)						
							Rec	First	Add'l	First	Add'l	SOME C	SOMAN	SOMAN	SOMAN	SOMAN	SOMAN
		AIN Toolkit Service - Trigger Access Charge, Per Trigger, Per DN, 10-Digit PODP				BAPTO		38.06	38.06	15.86	15.86		11.90				
		AIN Toolkit Service - Trigger Access Charge, Per Trigger, Per DN, CDP				BAPTC		38.06	38.06	15.86	15.86		11.90				
		AIN Toolkit Service - Trigger Access Charge, Per Trigger, Per DN, Feature Code				BAPTF		38.06	38.06	15.86	15.86		11.90				
		AIN Toolkit Service - Query Charge, Per Query					0.0535927										
		AIN Toolkit Service - Type 1 Node Charge, Per AIN Toolkit Subscription, Per Node, Per Query					0.0063698										
		AIN Toolkit Service - SCP Storage Charge, Per SMS Access Account, Per 100 Kilobytes					0.06										
		AIN Toolkit Service - Monthly report - Per AIN Toolkit Service Subscription			CAM	BAPMS	8.34	8.64	8.64	6.08	6.08		11.90				
		AIN Toolkit Service - Special Study - Per AIN Toolkit Service Subscription			CAM	BAPLS	3.73	9.56	9.56				11.90				
		AIN Toolkit Service - Call Event Report - Per AIN Toolkit Service Subscription			CAM	BAPDS	4.73	8.64	8.64	6.08	6.08		11.90				
		AIN Toolkit Service - Call Event Special Study - Per AIN Toolkit Service Subscription			CAM	BAPES	0.12	9.56	9.56				11.90				
ENHANCED EXTENDED LINK (EELs)																	
NOTE: New EELs available in GA, TN, KY, LA, MS, & SC and density zone 1 of following MSAs: Orlando, FL; Miami, FL; Ft. Lauderdale, FL;																	
NOTE: Charlotte-Gastonia-Rockhill, NC; Greensboro-Winston Salem-High Point, NC. Use all rates below except Switch As Is Charge.																	
NOTE: In all states, EEL network elements shown below also apply to currently combined facilities which are converted to UNE rates. A Switch As Is Charge applies to currently combined facilities converted to UNEs.(Non-recurring rates do not apply.)																	
NOTE: In GA, TN, KY, LA, MS & SC the EEL network elements apply to ordinarily combined network elements.(No Switch As Is Charge.)																	
2-WIRE VOICE GRADE EXTENDED LOOP WITH DEDICATED DS1 INTEROFFICE TRANSPORT (EEL)																	
		First 2-Wire VG Loop(SL2) in a DS1 Interofficed Transport Combination - Zone 1		1	UNCVX	UEAL2	14.50	127.59	60.54	48.00	6.31		11.90				
		First 2-Wire VG Grade Loop(SL2) in a DS1 Interofficed Transport Combination - Zone 2		2	UNCVX	UEAL2	19.57	127.59	60.54	48.00	6.31		11.90				
		First 2-Wire VG Grade Loop(SL2) in a DS1 Interofficed Transport Combination - Zone 3		3	UNCVX	UEAL2	37.82	127.59	60.54	48.00	6.31		11.90				
		Interoffice Transport - Dedicated - DS1 combination - Per Mile per month			UNC1X	1L5XX	0.1856										
		Interoffice Transport - Dedicated - DS1 combination - Facility Termination per month			UNC1X	U1TF1	88.44	174.46	122.46	45.61	17.95		11.90				
		DS1 Channelization System Per Month			UNC1X	MQ1	146.77	57.28	14.74	1.50	1.34		11.90				
		Voice Grade COCI - DS1 To DS0 Interface - Per Month			UNCVX	1D1VG	1.38	6.71	4.84				11.90				
		Each Additional 2-Wire VG Loop(SL 2) in the same DS1 Interoffice Transport Combination - Zone 1		1	UNCVX	UEAL2	14.50	127.59	60.54	48.00	6.31		11.90				
		Each Additional 2-Wire VG Loop(SL2) in the same DS1 Interoffice Transport Combination - Zone 2		2	UNCVX	UEAL2	19.57	127.59	60.54	48.00	6.31		11.90				
		Each Additional 2-Wire VG Loop(SL2) in the same DS1 Interoffice Transport Combination - Zone 3		3	UNCVX	UEAL2	37.82	127.59	60.54	48.00	6.31		11.90				
		Voice Grade COCI - DS1 to DS0 Channel System combination - per month			UNCVX	1D1VG	1.38	6.71	4.84				11.90				
		Nonrecurring Currently Combined Network Elements Switch -As-Is Charge			UNC1X	UNCCC		8.98	8.98	8.98	8.98		11.90				
4-WIRE VOICE GRADE EXTENDED LOOP WITH DEDICATED DS1 INTEROFFICE TRANSPORT (EEL)																	
		First 4-Wire Analog Voice Grade Loop in a DS1 Interoffice Transport Combination - Zone 1		1	UNCVX	UEAL4	23.02	127.59	60.54	48.00	6.31		11.90				
		First 4-Wire Analog Voice Grade Loop in a DS1 Interoffice Transport Combination - Zone 2		2	UNCVX	UEAL4	31.07	127.59	60.54	48.00	6.31		11.90				
		First 4-Wire Analog Voice Grade Loop in a DS1 Interoffice Transport Combination - Zone 3		3	UNCVX	UEAL4	60.02	127.59	60.54	48.00	6.31		11.90				
		Interoffice Transport - Dedicated - DS1 combination - Per Mile Per Month			UNC1X	1L5XX	0.1856										
		Interoffice Transport - Dedicated - DS1 - Facility Termination Per Month			UNC1X	U1TF1	88.44	174.46	122.46	45.61	17.95		11.90				

UNBUNDLED NETWORK ELEMENTS - Florida

CATEGORY	RATE ELEMENTS	Interim	Zone	BCS	USOC	RATES(\$)					Svc Order Submitted Elec per LSR	Svc Order Submitted Manually per LSR	Incremental Charge - Manual Svc Order vs. Electronic-1st	Incremental Charge - Manual Svc Order vs. Electronic-Add'l	Incremental Charge - Manual Svc Order vs. Electronic-Disc 1st	Incremental Charge - Manual Svc Order vs. Electronic-Disc Add'l
							Nonrecurring		Nonrecurring Disconnect		OSS Rates(\$)					
						Rec	First	Add'l	First	Add'l	SOMEc	SOMAN	SOMAN	SOMAN	SOMAN	SOMAN
	Channelization - Channel System DS1 to DS0 combination Per Month			UNC1X	MQ1	146.77	57.28	14.74	1.50	1.34		11.90				
	Voice Grade COCI - DS1 to DS0 Channel System combination - per month			UNCVX	1D1VG	1.38	6.71	4.84				11.90				
	Additional 4-Wire Analog Voice Grade Loop in same DS1 Interoffice Transport Combination - Zone 1		1	UNCVX	UEAL4	23.02	127.59	60.54	48.00	6.31		11.90				
	Additional 4-Wire Analog Voice Grade Loop in same DS1 Interoffice Transport Combination - Zone 2		2	UNCVX	UEAL4	31.07	127.59	60.54	48.00	6.31		11.90				
	Additional 4-Wire Analog Voice Grade Loop in same DS1 Interoffice Transport Combination - Zone 3		3	UNCVX	UEAL4	60.02	127.59	60.54	48.00	6.31		11.90				
	Voice Grade COCI - DS1 to DS0 Channel System combination - per month			UNCVX	1D1VG	1.38	6.71	4.84				11.90				
	Nonrecurring Currently Combined Network Elements Switch -As-Is Charge			UNC1X	UNCCC		8.98	8.98	8.98	8.98		11.90				
4-WIRE 56 KBPS EXTENDED DIGITAL LOOP WITH DEDICATED DS1 INTEROFFICE TRANSPORT (EEL)																
	First 4-Wire 56Kbps Digital Grade Loop in a DS1 Interoffice Transport Combination - Zone 1		1	UNCDX	UDL56	26.39	127.59	60.54	48.00	6.31		11.90				
	First 4-wire 56Kbps Digital Grade Loop in a DS1 Interoffice Transport Combination - Zone 2		2	UNCDX	UDL56	35.62	127.59	60.54	48.00	6.31		11.90				
	First 4-Wire 56Kbps Digital Grade Loop in a DS1 Interoffice Transport Combination - Zone 3		3	UNCDX	UDL56	68.82	127.59	60.54	48.00	6.31		11.90				
	Interoffice Transport - Dedicated - DS1 combination - Per Mile Per Month			UNC1X	1L5XX	0.1856										
	Interoffice Transport - Dedicated - DS1 - combination Facility Termination Per Month			UNC1X	U1TF1	88.44	174.46	122.46	45.61	17.95		11.90				
	Channelization - Channel System DS1 to DS0 combination Per Month			UNC1X	MQ1	146.77	57.28	14.74	1.50	1.34		11.90				
	OCU-DP COCI (data) - DS1 to DS0 Channel System - per month (2.4-64kbs)			UNCDX	1D1DD	2.10	6.71	4.84				11.90				
	Additional 4-Wire 56Kbps Digital Grade Loopin same DS1 Interoffice Transport Combination - Zone 1		1	UNCDX	UDL56	26.39	127.59	60.54	48.00	6.31		11.90				
	Additional 4-Wire 56Kbps Digital Grade Loopin same DS1 Interoffice Transport Combination - Zone 2		2	UNCDX	UDL56	35.62	127.59	60.54	48.00	6.31		11.90				
	Additional 4-Wire 56Kbps Digital Grade Loopin same DS1 Interoffice Transport Combination - Zone 3		3	UNCDX	UDL56	68.82	127.59	60.54	48.00	6.31		11.90				
	OCU-DP COCI (data) - DS1 to DS0 Channel System - combination per month (2.4-64kbs)			UNCDX	1D1DD	2.10	6.71	4.84				11.90				
	Nonrecurring Currently Combined Network Elements Switch -As-Is Charge			UNC1X	UNCCC		8.98	8.98	8.98	8.98		11.90				
4-WIRE 64 KBPS EXTENDED DIGITAL LOOP WITH DEDICATED DS1 INTEROFFICE TRANSPORT (EEL)																
	First 4-Wire 64Kbps Digital Grade Loop in a DS1 Interoffice Transport Combination - Zone 1		1	UNCDX	UDL64	26.39	127.59	60.54	48.00	6.31		11.90				
	First 4-Wire 64Kbps Digital Grade Loop in a DS1 Interoffice Transport Combination - Zone 2		2	UNCDX	UDL64	35.62	127.59	60.54	48.00	6.31		11.90				
	First 4-Wire 64Kbps Digital Grade Loop in a DS1 Interoffice Transport Combination - Zone 3		3	UNCDX	UDL64	68.82	127.59	60.54	48.00	6.31		11.90				
	Interoffice Transport - Dedicated - DS1 combination - Per Mile Per Month			UNC1X	1L5XX	0.1856										
	Interoffice Transport - Dedicated - DS1 combination - Facility Termination Per Month			UNC1X	U1TF1	88.44	174.46	122.46	45.61	17.95		11.90				
	Channelization - Channel System DS1 to DS0 combination Per Month			UNC1X	MQ1	146.77	57.28	14.74	1.50	1.34		11.90				
	OCU-DP COCI (data) - DS1 to DS0 Channel System combination - per month (2.4-64kbs)			UNCDX	1D1DD	2.10	6.71	4.84				11.90				
	Additional 4-Wire 64Kbps Digital Grade Loopin same DS1 Interoffice Transport Combination - Zone 1		1	UNCDX	UDL64	26.39	127.59	60.54	48.00	6.31		11.90				
	Additional 4-Wire 64Kbps Digital Grade Loopin same DS1 Interoffice Transport Combination - Zone 2		2	UNCDX	UDL64	35.62	127.59	60.54	48.00	6.31		11.90				

UNBUNDLED NETWORK ELEMENTS - Florida													Attachment: 2		Exhibit: B		
CATEGORY	RATE ELEMENTS		Interim	Zone	BCS	USOC	RATES(\$)				Svc Order Submitted Elec per LSR	Svc Order Submitted Manually per LSR	Incremental Charge - Manual Svc Order vs. Electronic-1st	Incremental Charge - Manual Svc Order vs. Electronic-Add'l	Incremental Charge - Manual Svc Order vs. Electronic-Disc 1st	Incremental Charge - Manual Svc Order vs. Electronic-Disc Add'l	
								Nonrecurring		Nonrecurring Disconnect		OSS Rates(\$)					
							Rec	First	Add'l	First	Add'l	SOMEc	SOMAN	SOMAN	SOMAN	SOMAN	SOMAN
		Additional 4-Wire 64Kbps Digital Grade Loop in same DS1 Interoffice Transport Combination - Zone 3		3	UNCDX	UDL64	68.82	127.59	60.54	48.00	6.31		11.90				
		OCU-DP COCI (data) - DS1 to DS0 Channel System combination - per month (2.4-64kbs)			UNCDX	1D1DD	2.10	6.71	4.84				11.90				
		Nonrecurring Currently Combined Network Elements Switch -As-Is Charge			UNC1X	UNCCC		8.98	8.98	8.98	8.98		11.90				
4-WIRE DS1 DIGITAL EXTENDED LOOP WITH DEDICATED DS1 INTEROFFICE TRANSPORT (EEL)																	
		4-Wire DS1 Digital Loop in Combination with DS1 Interoffice Transport - Zone 1		1	UNC1X	USLXX	73.44	217.75	121.62	51.44	14.45		11.90				
		4-Wire DS1 Digital Loop in Combination with DS1 Interoffice Transport - Zone 2		2	UNC1X	USLXX	99.13	217.75	121.62	51.44	14.45		11.90				
		4-Wire DS1 Digital Loop in Combination with DS1 Interoffice Transport - Zone 3		3	UNC1X	USLXX	191.51	217.75	121.62	51.44	14.45		11.90				
		Interoffice Transport - Dedicated - DS1 combination - Per Mile Per Month			UNC1X	1L5XX	0.1856										
		Interoffice Transport - Dedicated - DS1 combination - Facility Termination Per Month			UNC1X	U1TF1	88.44	174.46	122.46	45.61	17.95		11.90				
		Nonrecurring Currently Combined Network Elements Switch -As-Is Charge			UNC1X	UNCCC		8.98	8.98	8.98	8.98		11.90				
4-WIRE DS1 DIGITAL EXTENDED LOOP WITH DEDICATED DS3 INTEROFFICE TRANSPORT (EEL)																	
		First DS1 Loop in DS3 Interoffice Transport Combination - Zone 1		1	UNC1X	USLXX	73.44	217.75	121.62	51.44	14.45		11.90				
		First DS1 Loop in DS3 Interoffice Transport Combination - Zone 2		2	UNC1X	USLXX	99.13	217.75	121.62	51.44	14.45		11.90				
		First DS1 Loop in DS3 Interoffice Transport Combination - Zone 3		3	UNC1X	USLXX	191.51	217.75	121.62	51.44	14.45		11.90				
		Interoffice Transport - Dedicated - DS3 combination - Per Mile Per Month			UNC3X	1L5XX	3.87										
		Interoffice Transport - Dedicated - DS3 - Facility Termination per month			UNC3X	U1TF3	1,071.00	320.00	138.20	38.60	18.81		11.90				
		DS3 to DS1 Channel System combination per month			UNC3X	MQ3	211.19	115.50	56.54	12.16	4.26		11.90				
		DS3 Interface Unit (DS1 COCI) combination per month			UNC1X	UC1D1	13.76	6.71	4.84				11.90				
		Additional DS1 Loop in DS3 Interoffice Transport Combination - Zone 1		1	UNC1X	USLXX	73.44	217.75	121.62	51.44	14.45		11.90				
		Additional DS1 Loop in DS3 Interoffice Transport Combination - Zone 2		2	UNC1X	USLXX	99.13	217.75	121.62	51.44	14.45		11.90				
		Additional DS1 Loop in DS3 Interoffice Transport Combination - Zone 3		3	UNC1X	USLXX	191.51	217.75	121.62	51.44	14.45		11.90				
		DS3 Interface Unit (DS1 COCI) combination per month			UNC1X	UC1D1	13.76	6.71	4.84				11.90				
		Nonrecurring Currently Combined Network Elements Switch -As-Is Charge			UNC3X	UNCCC		8.98	8.98	8.98	8.98		11.90				
2-WIRE VOICE GRADE EXTENDED LOOP/ 2 WIRE VOICE GRADE INTEROFFICE TRANSPORT (EEL)																	
		2-Wire VG Loop used with 2-wire VG Interoffice Transport Combination - Zone 1		1	UNCVX	UEAL2	14.50	127.59	60.54	48.00	6.31		11.90				
		2-Wire VG Loop used with 2-wire VG Interoffice Transport Combination - Zone 2		2	UNCVX	UEAL2	19.57	127.59	60.54	48.00	6.31		11.90				
		2-Wire VG Loop used with 2-wire VG Interoffice Transport Combination - Zone 3		3	UNCVX	UEAL2	37.82	127.59	60.54	48.00	6.31		11.90				
		Interoffice Transport - Dedicated - 2-wire VG combination - Per Mile Per Month			UNCVX	1L5XX	0.0091										
		Interoffice Transport - Dedicated - 2-Wire Voice Grade combination - Facility Termination per month			UNCVX	U1TV2	25.32	94.70	52.59	45.28	18.03		11.90				
		Nonrecurring Currently Combined Network Elements Switch -As-Is Charge			UNCVX	UNCCC		8.98	8.98	8.98	8.98		11.90				
4-WIRE VOICE GRADE EXTENDED LOOP/ 4 WIRE VOICE GRADE INTEROFFICE TRANSPORT (EEL)																	
		4-Wire VG Loop used with 4-wire VG Interoffice Transport Combination - Zone 1		1	UNCVX	UEAL4	23.02	127.59	60.54	48.00	6.31		11.90				
		4-Wire VG Loop used with 4-wire VG Interoffice Transport Combination - Zone 2		2	UNCVX	UEAL4	31.07	127.59	60.54	48.00	6.31		11.90				

UNBUNDLED NETWORK ELEMENTS - Florida													Attachment: 2		Exhibit: B		
CATEGORY	RATE ELEMENTS		Interim	Zone	BCS	USOC	RATES(\$)				Svc Order Submitted Elec per LSR	Svc Order Submitted Manually per LSR	Incremental Charge - Manual Svc Order vs. Electronic-1st	Incremental Charge - Manual Svc Order vs. Electronic-Add'l	Incremental Charge - Manual Svc Order vs. Electronic-Disc 1st	Incremental Charge - Manual Svc Order vs. Electronic-Disc Add'l	
								Nonrecurring		Nonrecurring Disconnect		OSS Rates(\$)					
							Rec	First	Add'l	First	Add'l	SOMEc	SOMAN	SOMAN	SOMAN	SOMAN	SOMAN
		4-WireVG Loop used with 4-wire VG Interoffice Transport Combination - Zone 3		3	UNCVX	UEAL4	60.02	127.59	60.54	48.00	6.31		11.90				
		Interoffice Transport - Dedicated - 4-wire VG combination - Per Mile Per Month			UNCVX	1L5XX	0.0091										
		Interoffice Transport - Dedicated - 4- Wire Voice Grade combination - Facility Termination per month			UNCVX	U1TV4	22.58	94.70	52.59	45.28	18.03		11.90				
		Nonrecurring Currently Combined Network Elements Switch -As-Is Charge			UNCVX	UNCCC		8.98	8.98	8.98	8.98		11.90				
	DS3 DIGITAL EXTENDED LOOP WITH DEDICATED DS3 INTEROFFICE TRANSPORT (EEL)																
		High Capacity Unbundled Local Loop - DS3 combination - Per Mile per month			UNC3X	1L5ND	10.92										
		High Capacity Unbundled Local Loop - DS3 combination - Facility Termination per month			UNC3X	UE3PX	386.88	226.42	154.73	67.10	26.27		11.90				
		Interoffice Transport - Dedicated - DS3- Per Mile per month			UNC3X	1L5XX	3.87										
		Interoffice Transport - Dedicated - DS3 combination - Facility Termination per per month			UNC3X	U1TF3	1,071.00	320.00	138.20	38.60	18.81		11.90				
		Nonrecurring Currently Combined Network Elements Switch -As-Is Charge			UNC3X	UNCCC		8.98	8.98	8.98	8.98		11.90				
	STS1 DIGITAL EXTENDED LOOP WITH DEDICATED STS1 INTEROFFICE TRANSPORT (EEL)																
		High Capacity Unbundled Local Loop - STS1 combination - Per Mile per month			UNCSX	1L5ND	10.92										
		High Capacity Unbundled Local Loop - STS1 combination - Facility Termination per month			UNCSX	UDLS1	426.60	226.42	154.73	67.10	26.27		11.90				
		Interoffice Transport - Dedicated - STS1 combination - Per Mile per month			UNCSX	1L5XX	3.87										
		Interoffice Transport - Dedicated - STS1 combination - Facility Termination per month			UNCSX	U1TFS	1,056.00	320.00	138.20	38.60	18.81		11.90				
		Nonrecurring Currently Combined Network Elements Switch -As-Is Charge			UNCSX	UNCCC		8.98	8.98	8.98	8.98		11.90				
	2-WIRE ISDN EXTENDED LOOP WITH DS1 INTEROFFICE TRANSPORT (EEL)																
		First 2-Wire ISDN Loop in a DS1 Interoffice Combination Transport - Zone 1		1	UNCNX	U1L2X	21.76	127.59	60.54	48.00	6.31		11.90				
		First 2-Wire ISDN Loop in a DS1 Interoffice Combination Transport - Zone 2		2	UNCNX	U1L2X	29.38	127.59	60.54	48.00	6.31		11.90				
		First 2-Wire ISDN Loop in a DS1 Interoffice Combination Transport - Zone 3		3	UNCNX	U1L2X	56.76	127.59	60.54	48.00	6.31		11.90				
		Interoffice Transport - Dedicated - DS1 combination - Per Mile			UNC1X	1L5XX	0.1856										
		Interoffice Transport - Dedicated - DS1 combination - Facility Termination per month			UNC1X	U1TF1	88.44	174.46	122.46	45.61	17.95		11.90				
		Channelization - Channel System DS1 to DS0 combination - per month			UNC1X	MQ1	146.77	57.28	14.74	1.50	1.34		11.90				
		2-wire ISDN COCI (BRITE) - DS1 to DS0 Channel System combination - per month			UNCNX	UC1CA	3.66	6.71	4.84				11.90				
		Additional 2-wireISDN Loop in same DS1Interoffice Transport Combination - Zone 1		1	UNCNX	U1L2X	21.76	127.59	60.54	48.00	6.31		11.90				
		Additional 2-wire ISDN Loop in same DS1Interoffice Transport Combination - Zone 2		2	UNCNX	U1L2X	29.38	127.59	60.54	48.00	6.31		11.90				
		Additional 2-wire ISDN Loop in same DS1Interoffice Transport Combination - Zone 3		3	UNCNX	U1L2X	56.76	127.59	60.54	48.00	6.31		11.90				
		2-wire ISDN COCI (BRITE) - DS1 to DS0 Channel System combina1aon- per month			UNCNX	UC1CA	3.66	6.71	4.84				11.90				
		Nonrecurring Currently Combined Network Elements Switch -As-Is Charge			UNC1X	UNCCC		8.98	8.98	8.98	8.98		11.90				
	4-WIRE DS1 DIGITAL EXTENDED LOOP WITH DEDICATED STS-1 INTEROFFICE TRANSPORT (EEL)																
		First DS1 Loop in STS1 Interoffice Transport Combination - Zone 1		1	UNC1X	USLXX	73.44	217.75	121.62	51.44	14.45		11.90				
		First DS1 Loop in STS1 Interoffice Transport Combination - Zone 2		2	UNC1X	USLXX	99.13	217.75	121.62	51.44	14.45		11.90				

UNBUNDLED NETWORK ELEMENTS - Florida

CATEGORY	RATE ELEMENTS	Interim	Zone	BCS	USOC	RATES(\$)					Svc Order Submitted Elec per LSR	Svc Order Submitted Manually per LSR	Incremental Charge - Manual Svc Order vs. Electronic-1st	Incremental Charge - Manual Svc Order vs. Electronic-Add'l	Incremental Charge - Manual Svc Order vs. Electronic-Disc 1st	Incremental Charge - Manual Svc Order vs. Electronic-Disc Add'l
							Nonrecurring		Nonrecurring Disconnect		OSS Rates(\$)					
						Rec	First	Add'l	First	Add'l	SOMEc	SOMAN	SOMAN	SOMAN	SOMAN	SOMAN
	First DS1 Loop in STS1 Interoffice Transport Combination - Zone 3		3	UNC1X	USLXX	191.51	217.75	121.62	51.44	14.45		11.90				
	Interoffice Transport - Dedicated - STS1 combination - Per Mile Per Month			UNCSX	1L5XX	3.87										
	Interoffice Transport - Dedicated - STS1 combination - Facility Termination			UNCSX	U1TFS	1,056.00	320.00	138.20	38.60	18.81		11.90				
	STS1 to DS1 Channel System combination per month			UNCSX	MQ3	211.19										
	DS3 Interface Unit (DS1 COCI) combination per month			UNC1X	UC1D1	13.76	6.71	4.84				11.90				
	Additional DS1 Loop in STS1 Interoffice Transport Combination - Zone 1		1	UNC1X	USLXX	73.44	217.75	121.62	51.44	14.45		11.90				
	Additional DS1 Loop in STS1 Interoffice Transport Combination - Zone 2		2	UNC1X	USLXX	99.13	217.75	121.62	51.44	14.45		11.90				
	Additional DS1 Loop in STS1 Interoffice Transport Combination - Zone 3		3	UNC1X	USLXX	191.51	217.75	121.62	51.44	14.45		11.90				
	DS3 Interface Unit (DS1 COCI) combination per month			UNC1X	UC1D1	13.76	6.71	4.84				11.90				
	Nonrecurring Currently Combined Network Elements Switch -As-Is Charge			UNCSX	UNCCC		8.98	8.98	8.98	8.98		11.90				
4-WIRE 56 KBPS DIGITAL EXTENDED LOOP WITH 56 KBPS INTEROFFICE TRANSPORT (EEL)																
	4-wire 56 kbps Loop/4-wire 56 kbps Interoffice Transport Combination - Zone 1		1	UNCDX	UDL56	26.39	127.59	60.54	48.00	6.31		11.90				
	4-wire 56 kbps Loop/4-wire 56 kbps Interoffice Transport Combination - Zone 2		2	UNCDX	UDL56	35.62	127.59	60.54	48.00	6.31		11.90				
	4-wire 56 kbps Loop/4-wire 56 kbps Interoffice Transport Combination - Zone 3		3	UNCDX	UDL56	68.82	127.59	60.54	48.00	6.31		11.90				
	Interoffice Transport - Dedicated - 4-wire 56 kbps combination - Per Mile			UNCDX	1L5XX	0.0091										
	Interoffice Transport - Dedicated - 4-wire 56 kbps combination - Facility Termination			UNCDX	U1TD5	18.44	94.70	52.59	45.28	18.03		11.90				
	Nonrecurring Currently Combined Network Elements Switch -As-Is Charge			UNCDX	UNCCC		8.98	8.98	8.98	8.98		11.90				
4-WIRE 64 KBPS DIGITAL EXTENDED LOOP WITH 64 KBPS INTEROFFICE TRANSPORT (EEL)																
	4-wire 64 kbps Loop/4-wire 64 kbps Interoffice Transport Combination - Zone 1		1	UNCDX	UDL64	26.39	127.59	60.54	48.00	6.31		11.90				
	4-wire 64 kbps Loop/4-wire 64 kbps Interoffice Transport Combination - Zone 2		2	UNCDX	UDL64	35.62	127.59	60.54	48.00	6.31		11.90				
	4-wire 64 kbps Loop/4-wire 64 kbps Interoffice Transport Combination - Zone 3		3	UNCDX	UDL64	68.82	127.59	60.54	48.00	6.31		11.90				
	Interoffice Transport - Dedicated - 4-wire 64 kbps combination - Per Mile			UNCDX	1L5XX	0.0091										
	Interoffice Transport - Dedicated - 4-wire 64 kbps combination - Facility Termination			UNCDX	U1TD6	18.44	94.70	52.59	45.28	18.03		11.90				
	Nonrecurring Currently Combined Network Elements Switch -As-Is Charge			UNCDX	UNCCC		8.98	8.98	8.98	8.98		11.90				
ADDITIONAL NETWORK ELEMENTS																
When used as a part of a currently combined facility, the non-recurring charges do not apply, but a Switch As Is charge does apply.																
When used as ordinarily combined network elements in Georgia, the non-recurring charges apply and the Switch As Is Charge does not.																
Node (SynchroNet)																
Nonrecurring Currently Combined Network Elements "Switch As Is" Charge (One applies to each combination)																
	Nonrecurring Currently Combined Network Elements Switch -As-Is Charge - 2 wire/4-Wire VG			UNCVX	UNCCC		8.98	8.98	8.98	8.98		11.90				
	Nonrecurring Currently Combined Network Elements Switch -As-Is Charge - 56/64 kbps			UNCDX	UNCCC		8.98	8.98	8.98	8.98		11.90				
	Nonrecurring Currently Combined Network Elements Switch -As-Is Charge - DS1			UNC1X	UNCCC		8.98	8.98	8.98	8.98		11.90				
	Nonrecurring Currently Combined Network Elements Switch -As-Is Charge - DS3			UNC3X	UNCCC		8.98	8.98	8.98	8.98		11.90				
	Nonrecurring Currently Combined Network Elements Switch -As-Is Charge - STS1			UNCSX	UNCCC		8.98	8.98	8.98	8.98		11.90				
NOTE: Local Channel - Dedicated Transport - minimum billing period - Below DS3=one month, DS3 and above=four months																

UNBUNDLED NETWORK ELEMENTS - Florida												Attachment: 2		Exhibit: B					
CATEGORY	RATE ELEMENTS				Interim	Zone	BCS	USOC	RATES(\$)		Svc Order Submitted Elec per LSR	Svc Order Submitted Manually per LSR	Incremental Charge - Manual Svc Order vs. Electronic-1st	Incremental Charge - Manual Svc Order vs. Electronic-Add'l	Incremental Charge - Manual Svc Order vs. Electronic-Disc 1st	Incremental Charge - Manual Svc Order vs. Electronic-Disc Add'l			
													OSS Rates(\$)						
								Rec	First	Add'l	First	Add'l	SOME C	SOMAN	SOMAN	SOMAN	SOMAN	SOMAN	
UNBUNDLED LOCAL EXCHANGE SWITCHING(PORTS)																			
	Exchange Ports																		
	NOTE: Although the Port Rate includes all available features in GA, KY, LA & TN, the desired features will need to be ordered using retail USOCs																		
	2-WIRE VOICE GRADE LINE PORT RATES (RES)																		
		Exchange Ports - 2-Wire Analog Line Port- Res.						UEPSR	UEPRL	1.40	3.74	3.63	1.88	1.80		11.90			
		Exchange Ports - 2-Wire Analog Line Port with Caller ID - Res.						UEPSR	UEPRC	1.40	3.74	3.63	1.88	1.80		11.90			
		Exchange Ports - 2-Wire Analog Line Port outgoing only - Res.						UEPSR	UEPRO	1.40	3.74	3.63	1.88	1.80		11.90			
		Exchange Ports - 2-Wire VG unbundled Florida area calling with Caller ID - Res.						UEPSR	UEPAF	1.40	3.74	3.63	1.88	1.80		11.90			
		Exchange Ports - 2-Wire VG unbundled res, low usage line port with Caller ID (LUM)						UEPSR	UEPAP	1.40	3.74	3.63	1.88	1.80		11.90			
		Subsequent Activity						UEPSR	USASC	0.00	0.00	0.00				11.90			
	FEATURES																		
		All Available Vertical Features						UEPSR	UEPVF	2.26	0.00	0.00				11.90			
	2-WIRE VOICE GRADE LINE PORT RATES (BUS)																		
		Exchange Ports - 2-Wire Analog Line Port without Caller ID - Bus						UEPSB	UEPBL	1.40	3.74	3.63	1.88	1.80		11.90			
		Exchange Ports - 2-Wire VG unbundled Line Port with unbundled port with Caller+E484 ID - Bus.						UEPSB	UEPBC	1.40	3.74	3.63	1.88	1.80		11.90			
		Exchange Ports - 2-Wire Analog Line Port outgoing only - Bus.						UEPSB	UEPBO	1.40	3.74	3.63	1.88	1.80		11.90			
		Exchange Ports - 2-Wire VG unbundled incoming only port with Caller ID - Bus						UEPSB	UEPB1	1.40	3.74	3.63	1.88	1.80		11.90			
		Subsequent Activity						UEPSB	USASC	0.00	0.00	0.00				11.90			
	FEATURES																		
		All Available Vertical Features						UEPSB	UEPVF	2.26	0.00	0.00				11.90			
	EXCHANGE PORT RATES (DID & PBX)																		
		2-Wire VG Unbundled 2-Way PBX Trunk - Res						UEPSE	UEPRD	1.40	39.06	18.18	12.35	0.7187		11.90			
		2-Wire VG Line Side Unbundled 2-Way PBX Trunk - Bus						UEPSP	UEPPC	1.40	39.06	18.18	12.35	0.7187		11.90			
		2-Wire VG Line Side Unbundled Outward PBX Trunk - Bus						UEPSP	UEPPO	1.40	39.06	18.18	12.35	0.7187		11.90			
		2-Wire VG Line Side Unbundled Incoming PBX Trunk - Bus						UEPSP	UEPP1	1.40	39.06	18.18	12.35	0.7187		11.90			
		2-Wire Analog Long Distance Terminal PBX Trunk - Bus						UEPSP	UEPLD	1.40	39.06	18.18	12.35	0.7187		11.90			
		2-Wire Voice Unbundled PBX LD Terminal Ports						UEPSP	UEPLD	1.40	39.06	18.18	12.35	0.7187		11.90			
		2-Wire Voice Unbundled 2-Way PBX Usage Port						UEPSP	UEPXA	1.40	39.06	18.18	12.35	0.7187		11.90			
		2-Wire Voice Unbundled PBX Toll Terminal Hotel Ports						UEPSP	UEPXB	1.40	39.06	18.18	12.35	0.7187		11.90			
		2-Wire Voice Unbundled PBX LD DDD Terminals Port						UEPSP	UEPXC	1.40	39.06	18.18	12.35	0.7187		11.90			
		2-Wire Voice Unbundled PBX LD Terminal Switchboard Port						UEPSP	UEPXD	1.40	39.06	18.18	12.35	0.7187		11.90			
		2-Wire Voice Unbundled PBX LD Terminal Switchboard IDD Capable Port						UEPSP	UEPXE	1.40	39.06	18.18	12.35	0.7187		11.90			
		2-Wire Voice Unbundled 2-Way PBX Hotel/Hospital Economy Administrative Calling Port						UEPSP	UEPXL	1.40	39.06	18.18	12.35	0.7187		11.90			
		2-Wire Voice Unbundled 2-Way PBX Hotel/Hospital Economy Room Calling Port						UEPSP	UEPXM	1.40	39.06	18.18	12.35	0.7187		11.90			
		2-Wire Voice Unbundled 1-Way Outgoing PBX Hotel/Hospital Discount Room Calling Port						UEPSP	UEPXO	1.40	39.06	18.18	12.35	0.7187		11.90			
		2-Wire Voice Unbundled 1-Way Outgoing PBX Measured Port						UEPSP	UEPXS	1.40	39.06	18.18	12.35	0.7187		11.90			
		Subsequent Activity						UEPSP	USASC	0.00	0.00	0.00				11.90			
	FEATURES																		
		All Available Vertical Features						UEPSP	UEPSE	UEPVF	2.26	0.00	0.00				11.90		
	EXCHANGE PORT RATES (COIN)																		
		Exchange Ports - Coin Port								1.40	3.74	3.63	1.88	1.80		11.90			
	NOTE: Transmission/usage charges associated with POTS circuit switched usage will also apply to circuit switched voice and/or circuit switched data transmission by B-Channels associated with 2-wire ISDN ports.																		
	NOTE: Access to B Channel or D Channel Packet capabilities will be available only through BFR/New Business Request Process. Rates for the packet capabilities will be determined via the Bona Fide Request/New Business Request Process.																		
UNBUNDLED LOCAL EXCHANGE SWITCHING(PORTS)																			
	EXCHANGE PORT RATES (DID & PBX)																		
		Exchange Ports - 2-Wire DID Port						UEPEX	UEPP2	8.73	78.41	15.82	41.94	4.26		11.90		1.83	

UNBUNDLED NETWORK ELEMENTS - Florida												Attachment: 2		Exhibit: B		
CATEGORY	RATE ELEMENTS	Interim	Zone	BCS	USOC	RATES(\$)					Svc Order Submitted Elec per LSR	Svc Order Submitted Manually per LSR	Incremental Charge - Manual Svc Order vs. Electronic-1st	Incremental Charge - Manual Svc Order vs. Electronic-Add'l	Incremental Charge - Manual Svc Order vs. Electronic-Disc 1st	Incremental Charge - Manual Svc Order vs. Electronic-Disc Add'l
							Nonrecurring		Nonrecurring Disconnect		OSS Rates(\$)					
						Rec	First	Add'l	First	Add'l	SOMEc	SOMAN	SOMAN	SOMAN	SOMAN	SOMAN
	Exchange Ports - DDITS Port - 4-Wire DS1 Port with DID capability			UEPDD	UEPDD	54.95	151.11	77.75	48.81	3.10		11.90				1.83
	Exchange Ports - 2-Wire ISDN Port (See Notes below.)			UEPTX UEPSX	U1PMA	8.83	46.83	50.68	27.64	11.93		11.90				1.83
	All Features Offered			UEPTX UEPSX	UEPVF	2.26	0.00	0.00				11.90				1.83
NOTE: Transmission/usage charges associated with POTS circuit switched usage will also apply to circuit switched voice and/or circuit switched data transmission by B-Channels associated with 2-wire ISDN ports.																
NOTE: Access to B Channel or D Channel Packet capabilities will be available only through BFR/New Business Request Process. Rates for the packet capabilities will be determined via the Bona Fide Request/New Business Request Process.																
	Exchange Ports - 2-Wire ISDN Port -- Channel Profiles			UEPTX UEPSX	U1UMA	0.00	0.00	0.00								
	Exchange Ports - 4-Wire ISDN DS1 Port			UEPEX	UEPEX	82.74	174.61	95.17	49.80	18.23		11.90				1.83
UNBUNDLED LOCAL SWITCHING, PORT USAGE																
	End Office Switching (Port Usage)															
	End Office Switching Function, Per MOU					0.0007662										
	End Office Trunk Port - Shared, Per MOU					0.000164										
	Tandem Switching (Port Usage) (Local or Access Tandem)															
	Tandem Switching Function Per MOU					0.0001319										
	Tandem Trunk Port - Shared, Per MOU					0.000235										
	Common Transport															
	Common Transport - Per Mile, Per MOU					0.0000035										
	Common Transport - Facilities Termination Per MOU					0.0004372										
UNBUNDLED PORT/LOOP COMBINATIONS - COST BASED RATES																
Cost Based Rates are applied where BellSouth is required by FCC and/or State Commission rule to provide Unbundled Local Switching or Switch Ports.																
Features shall apply to the Unbundled Port/Loop Combination - Cost Based Rate section in the same manner as they are applied to the Stand-Alone Unbundled Port section of this Rate Exhibit.																
End Office and Tandem Switching Usage and Common Transport Usage rates in the Port section of this rate exhibit shall apply to all combinations of loop/port network elements except for UNE Coin Port/Loop Combinations.																
For Georgia, Kentucky, Louisiana, Mississippi, South Carolina and Tennessee, the recurring UNE Port and Loop charges listed apply to Currently Combined and Not Currently Combined Combos. The first and additional Port nonrecurring charges apply to Not Currently Combined Combos for all states. In GA, KY, LA, MS, SC and TN these nonrecurring charges are commission ordered cost based rates and in AL, FL and NC these nonrecurring charges are Market Rates and are also listed in the Market Rate section.																
For Currently Combined Combos in all other states, the nonrecurring charges shall be those identified in the Nonrecurring - Currently Combined sections.																
2-WIRE VOICE GRADE LOOP WITH 2-WIRE LINE PORT (RES)																
UNE Port/Loop Combination Rates																
	2-Wire VG Loop/Port Combo - Zone 1		1			14.11										
	2-Wire VG Loop/Port Combo - Zone 2		2			18.23										
	2-Wire VG Loop/Port Combo - Zone 3		3			33.04										
UNE Loop Rates																
	2-Wire Voice Grade Loop (SL1) - Zone 1		1	UEPRX	UEPLX	12.94										
	2-Wire Voice Grade Loop (SL1) - Zone 2		2	UEPRX	UEPLX	17.06										
	2-Wire Voice Grade Loop (SL1) - Zone 3		3	UEPRX	UEPLX	31.87										
2-Wire Voice Grade Line Port Rates (Res)																
	2-Wire voice unbundled port - residence			UEPRX	UEPRL	1.17	90.00	90.00				11.90				
	2-Wire voice unbundled port with Caller ID - res			UEPRX	UEPRC	1.17	90.00	90.00				11.90				
	2-Wire voice unbundled port outgoing only - res			UEPRX	UEPRO	1.17	90.00	90.00				11.90				
	2-Wire voice unbundled Florida Area Calling with Caller ID - res			UEPRX	UEPAF	1.17	90.00	90.00				11.90				
	2-Wire voice unbundles res, low usage line port with Caller ID (LUM)			UEPRX	UEPAP	1.17	90.00	90.00				11.90				
FEATURES																
	All Features Offered			UEPRX	UEPVF	2.26	0.00	0.00				11.90				
LOCAL NUMBER PORTABILITY																
	Local Number Portability (1 per port)			UEPRX	LNPCX	0.35										
NONRECURRING CHARGES (NRCs) - CURRENTLY COMBINED																
	2-Wire Voice Grade Loop / Line Port Combination - Conversion - Switch-as-is			UEPRX	USAC2		0.102	0.102				11.90				
	2-Wire Voice Grade Loop / Line Port Combination - Conversion - Switch with change			UEPRX	USACC		0.102	0.102				11.90				
ADDITIONAL NRCs																
	2-Wire Voice Grade Loop/Line Port Combination - Subsequent Activity			UEPRX	USAS2	0.00	0.00	0.00				11.90				
2-WIRE VOICE GRADE LOOP WITH 2-WIRE LINE PORT (BUS)																
UNE Port/Loop Combination Rates																
	2-Wire VG Loop/Port Combo - Zone 1		1			14.11										
	2-Wire VG Loop/Port Combo - Zone 2		2			18.23										
	2-Wire VG Loop/Port Combo - Zone 3		3			33.04										

UNBUNDLED NETWORK ELEMENTS - Florida											Attachment: 2		Exhibit: B		
CATEGORY	RATE ELEMENTS	Interim	Zone	BCS	USOC	RATES(\$)				Svc Order Submitted Elec per LSR	Svc Order Submitted Manually per LSR	Incremental Charge - Manual Svc Order vs. Electronic-1st	Incremental Charge - Manual Svc Order vs. Electronic-Add'l	Incremental Charge - Manual Svc Order vs. Electronic-Disc 1st	Incremental Charge - Manual Svc Order vs. Electronic-Disc Add'l
						Rec	Nonrecurring		Nonrecurring Disconnect		OSS Rates(\$)				
							First	Add'l	First	Add'l	SOMEC	SOMAN	SOMAN	SOMAN	SOMAN
	UNE Loop Rates														
	2-Wire Voice Grade Loop (SL1) - Zone 1		1	UEPBX	UEPLX	12.94									
	2-Wire Voice Grade Loop (SL1) - Zone 2		2	UEPBX	UEPLX	17.06									
	2-Wire Voice Grade Loop (SL1) - Zone 3		3	UEPBX	UEPLX	31.87									
	2-Wire Voice Grade Line Port (Bus)														
	2-Wire voice unbundled port without Caller ID - bus			UEPBX	UEPBL	1.17	90.00	90.00			11.90				
	2-Wire voice unbundled port with Caller + E484 ID - bus			UEPBX	UEPBC	1.17	90.00	90.00			11.90				
	2-Wire voice unbundled port outgoing only - bus			UEPBX	UEPBO	1.17	90.00	90.00			11.90				
	2-Wire voice unbundled incoming only port with Caller ID - Bus			UEPBX	UEPB1	1.17	90.00	90.00			11.90				
	LOCAL NUMBER PORTABILITY														
	Local Number Portability (1 per port)			UEPBX	LNPCX	0.35									
	FEATURES														
	All Features Offered			UEPBX	UEPVF	2.26	0.00	0.00			11.90				
	NONRECURRING CHARGES (NRCs) - CURRENTLY COMBINED														
	2-Wire Voice Grade Loop / Line Port Combination - Conversion - Switch-as-is			UEPBX	USAC2		0.102	0.102			11.90				
	2-Wire Voice Grade Loop / Line Port Combination - Conversion - Switch with change			UEPBX	USACC		0.102	0.102			11.90				
	ADDITIONAL NRCs														
	2-Wire Voice Grade Loop/Line Port Combination - Subsequent Activity			UEPBX	USAS2		0.00	0.00			11.90				
	2-WIRE VOICE GRADE LOOP WITH 2-WIRE LINE PORT (RES - PBX)														
	UNE Port/Loop Combination Rates														
	2-Wire VG Loop/Port Combo - Zone 1		1			14.11									
	2-Wire VG Loop/Port Combo - Zone 2		2			18.23									
	2-Wire VG Loop/Port Combo - Zone 3		3			33.04									
	UNE Loop Rates														
	2-Wire Voice Grade Loop (SL 1) - Zone 1		1	UEPRG	UEPLX	12.94									
	2-Wire Voice Grade Loop (SL 1) - Zone 2		2	UEPRG	UEPLX	17.06									
	2-Wire Voice Grade Loop (SL 1) - Zone 3		3	UEPRG	UEPLX	31.87									
	2-Wire Voice Grade Line Port Rates (RES - PBX)														
	2-Wire VG Unbundled Combination 2-Way PBX Trunk Port - Res			UEPRG	UEPRD	1.17					11.90				
	LOCAL NUMBER PORTABILITY														
	Local Number Portability (1 per port)			UEPRG	LNPCP	3.15	0.00	0.00			11.90				
	FEATURES														
	All Features Offered			UEPRG	UEPVF	2.26	0.00	0.00			11.90				
	NONRECURRING CHARGES (NRCs) - CURRENTLY COMBINED														
	2-Wire Voice Grade Loop/ Line Port Combination (PBX) - Conversion - Switch-As-Is			UEPRG	USAC2		8.45	1.91			11.90				
	2-Wire Voice Grade Loop/ Line Port Combination (PBX) - Conversion - Switch with Change			UEPRG	USACC		8.45	1.91			11.90				
	ADDITIONAL NRCs														
	2-Wire Voice Grade Loop/ Line Port Combination (PBX) - Subsequent Activity			UEPRG	USAS2	0.00	0.00	0.00			11.90				
	PBX Subsequent Activity - Change/Rearrange Multiline Hunt Group						7.09	7.09			11.90				
	2-WIRE VOICE GRADE LOOP WITH 2-WIRE LINE PORT (BUS - PBX)														
	UNE Port/Loop Combination Rates														
	2-Wire VG Loop/Port Combo - Zone 1		1			14.11									
	2-Wire VG Loop/Port Combo - Zone 2		2			18.23									
	2-Wire VG Loop/Port Combo - Zone 3		3			33.04									
	UNE Loop Rates														
	2-Wire Voice Grade Loop (SL 1) - Zone 1		1	UEPPX	UEPLX	12.94									
	2-Wire Voice Grade Loop (SL 1) - Zone 2		2	UEPPX	UEPLX	17.06									
	2-Wire Voice Grade Loop (SL 1) - Zone 3		3	UEPPX	UEPLX	31.87									
	2-Wire Voice Grade Line Port Rates (BUS - PBX)														
	Line Side Unbundled Combination 2-Way PBX Trunk Port - Bus			UEPPX	UEPPC	1.17	90.00	90.00			11.90				

UNBUNDLED NETWORK ELEMENTS - Florida											Attachment: 2		Exhibit: B	
CATEGORY	RATE ELEMENTS	Interim	Zone	BCS	USOC	RATES(\$)			Svc Order Submitted Elec per LSR	Svc Order Submitted Manually per LSR	Incremental Charge - Manual Svc Order vs. Electronic-1st	Incremental Charge - Manual Svc Order vs. Electronic-Add'l	Incremental Charge - Manual Svc Order vs. Electronic-Disc 1st	Incremental Charge - Manual Svc Order vs. Electronic-Disc Add'l
						Rec	Nonrecurring First	Nonrecurring Add'l	Nonrecurring Disconnect First	Nonrecurring Disconnect Add'l	OSS Rates(\$)			
											SOMEc	SOMAN	SOMAN	SOMAN
	Line Side Unbundled Outward PBX Trunk Port - Bus			UEPPX	UEPPO	1.17	90.00	90.00				11.90		
	Line Side Unbundled Incoming PBX Trunk Port - Bus			UEPPX	UEPP1	1.17	90.00	90.00				11.90		
	2-Wire Voice Unbundled PBX LD Terminal Ports			UEPPX	UEPLD	1.17	90.00	90.00				11.90		
	2-Wire Voice Unbundled 2-Way Combination PBX Usage Port			UEPPX	UEPXA	1.17	90.00	90.00				11.90		
	2-Wire Voice Unbundled PBX Toll Terminal Hotel Ports			UEPPX	UEPXB	1.17	90.00	90.00				11.90		
	2-Wire Voice Unbundled PBX LD DDD Terminals Port			UEPPX	UEPXC	1.17	90.00	90.00				11.90		
	2-Wire Voice Unbundled PBX LD Terminal Switchboard Port			UEPPX	UEPXD	1.17	90.00	90.00				11.90		
	2-Wire Voice Unbundled PBX LD Terminal Switchboard IDD Capable Port			UEPPX	UEPXE	1.17	90.00	90.00				11.90		
	2-Wire Voice Unbundled 2-Way PBX Hotel/Hospital Economy Administrative Calling Port			UEPPX	UEPXL	1.17	90.00	90.00				11.90		
	2-Wire Voice Unbundled 2-Way PBX Hotel/Hospital Economy Room Calling Port			UEPPX	UEPXM	1.17	90.00	90.00				11.90		
	2-Wire Voice Unbundled 1-Way Outgoing PBX Hotel/Hospital Discount Room Calling Port			UEPPX	UEPXO	1.17	90.00	90.00				11.90		
	2-Wire Voice Unbundled 1-Way Outgoing PBX Measured Port			UEPPX	UEPXS	1.17	90.00	90.00				11.90		
	LOCAL NUMBER PORTABILITY													
	Local Number Portability (1 per port)			UEPPX	LNPCP	3.15	0.00	0.00				11.90		
	FEATURES													
	All Features Offered			UEPPX	UEPVF	2.26	0.00	0.00				11.90		
	NONRECURRING CHARGES (NRCs) - CURRENTLY COMBINED													
	2-Wire Voice Grade Loop/ Line Port Combination (PBX) - Conversion - Switch-As-Is			UEPPX	USAC2		8.45	1.91				11.90		
	2-Wire Voice Grade Loop/ Line Port Combination (PBX) - Conversion - Switch with Change			UEPPX	USACC		8.45	1.91				11.90		
	ADDITIONAL NRCs													
	2-Wire Voice Grade Loop/ Line Port Combination (PBX) - Subsequent Activity			UEPPX	USAS2	0.00	0.00	0.00				11.90		
	PBX Subsequent Activity - Change/Rearrange Multiline Hunt Group						7.86	7.86				11.90		
	2-WIRE VOICE GRADE LOOP WITH 2-WIRE ANALOG LINE COIN PORT													
	UNE Port/Loop Combination Rates													
	2-Wire VG Coin Port/Loop Combo - Zone 1		1			14.11								
	2-Wire VG Coin Port/Loop Combo - Zone 2		2			18.23								
	2-Wire VG Coin Port/Loop Combo - Zone 3		3			33.04								
	UNE Loop Rates													
	2-Wire Voice Grade Loop (SL1) - Zone 1		1	UEPCO	UEPLX	12.94								
	2-Wire Voice Grade Loop (SL1) - Zone 2		2	UEPCO	UEPLX	17.06								
	2-Wire Voice Grade Loop (SL1) - Zone 3		3	UEPCO	UEPLX	31.87								
	2-Wire Voice Grade Line Ports (COIN)													
	2-Wire Coin 2-Way with Operator Screening and Blocking: 011, 900/976, 1+DDD (FL)			UEPCO	UEP2F	1.17	90.00	90.00				11.90		
	2-Wire Coin 2-Way with Operator Screening and 011 Blocking (FL)			UEPCO	UEPFA	1.17	90.00	90.00				11.90		
	2-Wire Coin 2-Way with Operator Screening and Blocking: 900/976, 1+DDD, 011+, and Local (FL)			UEPCO	UEPCG	1.17	90.00	90.00				11.90		
	2-Wire Coin Outward with Operator Screening and 011 Blocking (AL, FL)			UEPCO	UEPRK	1.17	90.00	90.00				11.90		
	2-Wire Coin Outward with Operator Screening and Blocking: 900/976, 1+DDD, 011+ (FL)			UEPCO	UEPOF	1.17	90.00	90.00				11.90		
	2-Wire Coin Outward with Operator Screening and Blocking: 900/976, 1+DDD, 011+, and Local (FL, GA)			UEPCO	UEPCQ	1.17	90.00	90.00				11.90		
	2-Wire 2-Way Smartline with 900/976 (all states except LA)			UEPCO	UEPCK	1.17	90.00	90.00				11.90		
	2-Wire Coin Outward Smartline with 900/976 (all states except LA)			UEPCO	UEPCR	1.17	90.00	90.00				11.90		
	ADDITIONAL UNE COIN PORT/LOOP (RC)													
	UNE Coin Port/Loop Combo Usage (Flat Rate)			UEPCO	URECU	1.86	90.00	90.00				11.90		
	LOCAL NUMBER PORTABILITY													
	Local Number Portability (1 per port)			UEPCO	LNPCX	0.35								

UNBUNDLED NETWORK ELEMENTS - Florida												Attachment: 2		Exhibit: B		
CATEGORY	RATE ELEMENTS		Interim	Zone	BCS	USOC	RATES(\$)				Svc Order Submitted Elec per LSR	Svc Order Submitted Manually per LSR	Incremental Charge - Manual Svc Order vs. Electronic-1st	Incremental Charge - Manual Svc Order vs. Electronic-Add'l	Incremental Charge - Manual Svc Order vs. Electronic-Disc 1st	Incremental Charge - Manual Svc Order vs. Electronic-Disc Add'l
							Rec	Nonrecurring		Nonrecurring Disconnect		OSS Rates(\$)				
								First	Add'l	First	Add'l	SOME C	SOMAN	SOMAN	SOMAN	SOMAN
	NONRECURRING CHARGES - CURRENTLY COMBINED															
		2-Wire Voice Grade Loop / Line Port Combination - Conversion - Switch-as-is			UEPCO	USAC2		0.102	0.102				11.90			
		2-Wire Voice Grade Loop / Line Port Combination - Conversion - Switch with change			UEPCO	USACC		0.102	0.102				11.90			
	ADDITIONAL NRCs															
		2-Wire Voice Grade Loop/Line Port Combination - Subsequent Activity			UEPCO	USAS2		0.00	0.00				11.90			
	UNBUNDLED REMOTE CALL FORWARDING - RES															
	UNBUNDLED REMOTE CALL FORWARDING - Bus															
		Unbundled Remote Call Forwarding, InterState/Intra LATA-Bus			UEPVB	UEPVJ	1.40	3.74	3.63	1.88	1.80		11.90			
UNBUNDLED PORT/LOOP COMBINATIONS - COST BASED RATES																
2-WIRE VOICE GRADE LOOP- BUS ONLY - WITH 2-WIRE DID TRUNK PORT																
UNE Port/Loop Combination Rates																
		2-Wire VG Loop/2-Wire DID Trunk Port Combo - UNE Zone 1		1			23.21									
		2-Wire VG Loop/2-Wire DID Trunk Port Combo - UNE Zone 2		2			28.28									
		2-Wire VG Loop/2-Wire DID Trunk Port Combo - UNE Zone 3		3			46.53									
UNE Loop Rates																
		2-Wire Analog Voice Grade Loop - (SL2) - UNE Zone 1		1	UEPPX	UECD1	14.50					11.90			1.83	
		2-Wire Analog Voice Grade Loop - (SL2) - UNE Zone 2		2	UEPPX	UECD1	19.57					11.90			1.83	
		2-Wire Analog Voice Grade Loop - (SL2) - UNE Zone 3		3	UEPPX	UECD1	37.82					11.90			1.83	
UNE Port Rate																
		Exchange Ports - 2-Wire DID Port			UEPPX	UEPD1	8.71	850.00	75.00				11.90		1.83	
NONRECURRING CHARGES - CURRENTLY COMBINED																
		2-Wire Voice Grade Loop / 2-Wire DID Trunk Port Combination - Switch-as-is			UEPPX	USAC1		7.85	1.87				11.90			
		2-Wire Voice Grade Loop / 2-Wire DID Trunk Port Conversion with BellSouth Allowable Changes			UEPPX	USA1C		7.85	1.87				11.90			
ADDITIONAL NRCs																
		2-Wire DID Subsequent Activity - Add Trunks, Per Trunk			UEPPX	USAS1		32.26	32.26				11.90			
Telephone Number/Trunk Group Establishment Charges																
		DID Trunk Termination (One Per Port)			UEPPX	NDT	0.00	0.00	0.00				11.90		1.83	
		DID Numbers, Establish Trunk Group and Provide First Group of 20 DID Numbers			UEPPX	NDZ	0.00	0.00	0.00				11.90		1.83	
		Additional DID Numbers for each Group of 20 DID Numbers			UEPPX	ND4	0.00	0.00	0.00				11.90		1.83	
		DID Numbers, Non- consecutive DID Numbers , Per Number			UEPPX	ND5	0.00	0.00	0.00				11.90		1.83	
		Reserve Non-Consecutive DID numbers			UEPPX	ND6	0.00	0.00	0.00				11.90		1.83	
		Reserve DID Numbers			UEPPX	NDV	0.00	0.00	0.00				11.90		1.83	
LOCAL NUMBER PORTABILITY																
		Local Number Portability (1 per port)			UEPPX	LNPCP	3.15	0.00	0.00							
2-WIRE ISDN DIGITAL GRADE LOOP WITH 2-WIRE ISDN DIGITAL LINE SIDE PORT																
UNE Port/Loop Combination Rates																
		2W ISDN Digital Grade Loop/2W ISDN Digital Line Side Port - UNE Zone 1		1	UEPPB	UEPPR	32.09									
		2W ISDN Digital Grade Loop/2W ISDN Digital Line Side Port - UNE Zone 2		2	UEPPB	UEPPR	38.15									
		2W ISDN Digital Grade Loop/2W ISDN Digital Line Side Port - UNE Zone 3		3	UEPPB	UEPPR	59.94									
UNE Loop Rates																
		2-Wire ISDN Digital Grade Loop - UNE Zone 1		1	UEPPB	UEPPR	USL2X	24.71					11.90		1.83	
		2-Wire ISDN Digital Grade Loop - UNE Zone 2		2	UEPPB	UEPPR	USL2X	30.77					11.90		1.83	
		2-Wire ISDN Digital Grade Loop - UNE Zone 3		3	UEPPB	UEPPR	USL2X	52.56					11.90		1.83	
UNE Port Rate																
		Exchange Port - 2-Wire ISDN Line Side Port			UEPPB	UEPPR	UEPPB	7.38	525.00	400.00			11.09		1.83	
NONRECURRING CHARGES - CURRENTLY COMBINED																
		2-Wire ISDN Digital Grade Loop / 2-Wire ISDN Line Side Port Combination - Conversion			UEPPB	UEPPR	USACB	0.00	25.22	17.00			11.90		1.83	
ADDITIONAL NRCs																

UNBUNDLED NETWORK ELEMENTS - Florida												Attachment: 2		Exhibit: B				
CATEGORY	RATE ELEMENTS		Inter m	Zone	BCS		USOC	RATES(\$)				Svc Order Submitted Elec per LSR	Svc Order Submitted Manually per LSR	Incremental Charge - Manual Svc Order vs. Electronic- 1st	Incremental Charge - Manual Svc Order vs. Electronic- Add'l	Incremental Charge - Manual Svc Order vs. Electronic- Disc 1st	Incremental Charge - Manual Svc Order vs. Electronic- Disc Add'l	
													OSS Rates(\$)					
								Rec	First	Add'l	First	Add'l	SOMEC	SOMAN	SOMAN	SOMAN	SOMAN	SOMAN
	LOCAL NUMBER PORTABILITY																	
	Local Number Portability (1 per port)				UEPPB	UEPPR	LNPCX	0.35	0.00	0.00								
	B-CHANNEL USER PROFILE ACCESS:																	
	CVS/CSD (DMS/5ESS)				UEPPB	UEPPR	U1UCA	0.00	0.00	0.00								
	CVS (EWSD)				UEPPB	UEPPR	U1UCB	0.00	0.00	0.00								
	CSD				UEPPB	UEPPR	U1UCC	0.00	0.00	0.00								
	B-CHANNEL AREA PLUS USER PROFILE ACCESS: (AL,KY,LA,MS SC,MS, & TN)																	
	USER TERMINAL PROFILE																	
	User Terminal Profile (EWSD only)				UEPPB	UEPPR	U1UMA	0.00	0.00	0.00								
	VERTICAL FEATURES																	
	All Vertical Features - One per Channel B User Profile				UEPPB	UEPPR	UEPVF	2.26	0.00	0.00			11.90					
	INTEROFFICE CHANNEL MILEAGE																	
	Interoffice Channel mileage each, including first mile and facilities termination				UEPPB	UEPPR	M1GNC	18.4491	47.35	31.78	18.31	7.03	11.90				1.83	
	Interoffice Channel mileage each, additional mile				UEPPB	UEPPR	M1GNM	0.0091	0.00	0.00			11.90				1.83	
	4-WIRE DS1 DIGITAL LOOP WITH 4-WIRE ISDN DS1 DIGITAL TRUNK PORT																	
	UNE Port/Loop Combination Rates																	
	4W DS1 Digital Loop/4W ISDN DS1 Digital Trunk Port - UNE Zone 1			1	UEPPP			156.18										
	4W DS1 Digital Loop/4W ISDN DS1 Digital Trunk Port - UNE Zone 2			2	UEPPP			181.87										
	4W DS1 Digital Loop/4W ISDN DS1 Digital Trunk Port - UNE Zone 3			3	UEPPP			274.25										
	UNE Loop Rates																	
	4-Wire DS1 Digital Loop - UNE Zone 1			1	UEPPP	USL4P		73.44					11.90				1.83	
	4-Wire DS1 Digital Loop - UNE Zone 2			2	UEPPP	USL4P		99.13					11.90				1.83	
	4-Wire DS1 Digital Loop - UNE Zone 3			3	UEPPP	USL4P		191.51					11.90				1.83	
	UNE Port Rate																	
	Exchange Ports - 4-Wire ISDN DS1 Port				UEPPP	UEPPP		82.74	1,150.00	1,150.00			11.90				1.83	
	NONRECURRING CHARGES - CURRENTLY COMBINED																	
	4-Wire DS1 Digital Loop / 4-Wire ISDN DS1 Digital Trunk Port Combination - Conversion - Switch-as-is				UEPPP	USACP		0.00	84.17	61.38			11.90				1.83	
	ADDITIONAL NRCS																	
	4-Wire DS1 Loop/4-W ISDN Digtl Trk Port - Subsq Actvy-Inward/two way tel nos within Std Allowance (except NC)				UEPPP	PR7TF			0.5412				11.90				1.83	
	4-Wire DS1 Loop / 4-Wire ISDN DS1 Digital Trunk Port - Outward Tel Numbers (All States except NC)				UEPPP	PR7TO			12.71	12.71			11.90				1.83	
	4-Wire DS1 Loop / 4-Wire ISDN DS1 Digital Trk Port - Subsequent Inward Tel Nos Above Std Allowance				UEPPP	PR7ZT			25.42	25.42			11.90				1.83	
	LOCAL NUMBER PORTABILITY																	
	Local Number Portability (1 per port)				UEPPP		LNPCN	1.75										
	INTERFACE (Provisioning Only)																	
	Voice/Data				UEPPP		PR71V	0.00	0.00	0.00								
	Digital Data				UEPPP		PR71D	0.00	0.00	0.00								
	Inward Data				UEPPP		PR71E	0.00	0.00	0.00								
	New or Additional "B" Channel																	
	New or Additional - Voice/Data B Channel				UEPPP		PR7BV	0.00	15.48				11.90				1.83	
	New or Additional - Digital Data B Channel				UEPPP		PR7BF	0.00	15.48				11.90				1.83	
	New or Additional Inward Data B Channel				UEPPP		PR7BD	0.00	15.48				11.90				1.83	
	CALL TYPES																	
	Inward				UEPPP		PR7C1	0.00	0.00	0.00								
	Outward				UEPPP		PR7C0	0.00	0.00	0.00								
	Two-way				UEPPP		PR7CC	0.00	0.00	0.00								
	Interoffice Channel Mileage																	
	Fixed Each Including First Mile				UEPPP		1LN1A	88.6256	105.54	98.47	21.47	19.05	11.90				1.93	
	Each Airline-Fractional Additional Mile				UEPPP		1LN1B	0.1856										
	4-WIRE DS1 DIGITAL LOOP WITH 4-WIRE DDITS TRUNK PORT																	
	UNE Port/Loop Combination Rates																	
	4W DS1 Digital Loop/4W DDITS Trunk Port - UNE Zone 1			1	UEPDC			128.39					11.90				1.83	

UNBUNDLED NETWORK ELEMENTS - Florida												Attachment: 2		Exhibit: B		
CATEGORY	RATE ELEMENTS		Interim	Zone	BCS	USOC	RATES(\$)				Svc Order Submitted Elec per LSR	Svc Order Submitted Manually per LSR	Incremental Charge - Manual Svc Order vs. Electronic-1st	Incremental Charge - Manual Svc Order vs. Electronic-Add'l	Incremental Charge - Manual Svc Order vs. Electronic-Disc 1st	Incremental Charge - Manual Svc Order vs. Electronic-Disc Add'l
								Nonrecurring		Nonrecurring Disconnect		OSS Rates(\$)				
							Rec	First	Add'l	First	Add'l	SOMEc	SOMAN	SOMAN	SOMAN	SOMAN
		4W DS1 Digital Loop/4W DDITS Trunk Port - UNE Zone 2		2	UEPDC		154.08						11.90			1.83
		4W DS1 Digital Loop/4W DDITS Trunk Port - UNE Zone 3		3	UEPDC		246.46						11.90			1.83
		UNE Loop Rates														
		4-Wire DS1 Digital Loop - UNE Zone 1		1	UEPDC	USLDC	73.44						11.90			1.83
		4-Wire DS1 Digital Loop - UNE Zone 2		2	UEPDC	USLDC	99.13						11.90			1.83
		4-Wire DS1 Digital Loop - UNE Zone 3		3	UEPDC	USLDC	191.51						11.90			1.83
		UNE Port Rate														
		4-Wire DDITS Digital Trunk Port			UEPDC	UDD1T	54.95						11.90			1.83
		NONRECURRING CHARGES - CURRENTLY COMBINED														
		4-Wire DS1 Digital Loop / 4-Wire DDITS Trunk Port Combination - Switch-as-is			UEPDC	USAC4		95.31	46.71				11.90			1.83
		4-Wire DS1 Digital Loop / 4-Wire DDITS Trunk Port Combination - Conversion with DS1 Changes			UEPDC	USAWA		95.31	46.71				11.90			1.83
		4-Wire DS1 Digital Loop / 4-Wire DDITS Trunk Port Combination - Conversion with Change - Trunk			UEPDC	USAWB		95.31	46.71				11.90			1.83
		ADDITIONAL NRCs														
		4-Wire DS1 Loop / 4-Wire DDITS Trunk Port - NRC - Subsequent Channel Activation/Chan - 2-Way Trunk			UEPDC	UDTTA		15.69	15.69				11.90			1.83
		4-Wire DS1 Loop / 4-Wire DDITS Trunk Port - Subsequent Channel Activation/Chan - 1-Way Outward Trunk			UEPDC	UDTTB		15.69	15.69				11.90			1.83
		4-Wire DS1 Loop / 4-Wire DDITS Trunk Port - Subsqnt Channel Activation/Chan - Inward Trunk w/out DID			UEPDC	UDTTC		15.69	15.69				11.90			1.83
		4-Wire DS1 Loop / 4-Wire DDITS Trunk Port - Subsqnt Chan Activation Per Chan - Inward Trunk with DID			UEPDC	UDTTD		15.69	15.69				11.90			1.83
		4-Wire DS1 Loop / 4-Wire DDITS Trunk Port - Subsqnt Chan Activation / Chan - 2-Way DID w User Trans			UEPDC	UDTTE		15.69	15.69				11.90			1.83
		BIPOLAR 8 ZERO SUBSTITUTION														
		B8ZS - Superframe Format			UEPDC	CCOSF		0.00	655.00				11.90			1.83
		B8ZS - Extended Superframe Format			UEPDC	CCOEF		0.00	655.00				11.90			1.83
		Alternate Mark Inversion														
		AMI - Superframe Format			UEPDC	MCOSF		0.00	0.00							
		AMI - Extended SuperFrame Format			UEPDC	MCOPO		0.00	0.00							
		Telephone Number/Trunk Group Establishment Charges														
		Telephone Number for 2-Way Trunk Group			UEPDC	UDTGX	0.00						11.90			1.83
		Telephone Number for 1-Way Outward Trunk Group			UEPDC	UDTGY	0.00						11.90			1.83
		Telephone Number for 1-Way Inward Trunk Group Without DID			UEPDC	UDTGZ	0.00						11.90			1.83
		DID Numbers, Establish Trunk Group and Provide First Group of 20 DID Numbers			UEPDC	NDZ	0.00	0.00	0.00				11.90			1.83
		DID Numbers for each Group of 20 DID Numbers			UEPDC	ND4	0.00						11.90			1.83
		DID Numbers, Non- consecutive DID Numbers , Per Number			UEPDC	ND5	0.00						11.90			1.83
		Reserve Non-Consecutive DID Nos.			UEPDC	ND6	0.00	0.00	0.00				11.90			1.83
		Reserve DID Numbers			UEPDC	NDV	0.00	0.00	0.00				11.90			1.83
		Dedicated DS1 (Interoffice Channel Mileage) - FX/FCO for 4-Wire DS1 Digital Loop with 4-Wire DDITS Trunk Port														
		Interoffice Channel Mileage - Fixed rate 0-8 miles (Facilities Termination)			UEPDC	1LNO1	88.44	105.54	98.47	21.47	19.05		11.90			1.83
		Interoffice Channel Mileage - Additional rate per mile - 0-8 miles			UEPDC	1LNOA	0.1856	0.00	0.00							
		Interoffice Channel Mileage - Fixed rate 9-25 miles (Facilities Termination)			UEPDC	1LNO2	0.00	0.00	0.00							
		Interoffice Channel Mileage - Additional rate per mile - 9-25 miles			UEPDC	1LNOB	0.1856	0.00	0.00							
		Interoffice Channel Mileage - Fixed rate 25+ miles (Facilities Termination)			UEPDC	1LNO3	0.00	0.00	0.00	0.00						
		Interoffice Channel Mileage - Additional rate per mile - 25+ miles			UEPDC	1LNOC	0.1856	0.00	0.00							
		Local Number Portability, per DS0 Activated			UEPDC	LNPCP	3.15	0.00	0.00	0.00	0.00					
		Central Office Terminating Point			UEPDC	CTG	0.00									
		4-WIRE DS1 LOOP WITH CHANNELIZATION WITH PORT														
		System is 1 DS1 Loop, 1 D4 Channel Bank, and up to 24 Feature Activations														

UNBUNDLED NETWORK ELEMENTS - Florida												Attachment: 2		Exhibit: B			
CATEGORY	RATE ELEMENTS				Interim	Zone	BCS	USOC	RATES(\$)			Svc Order Submitted Elec per LSR	Svc Order Submitted Manually per LSR	Incremental Charge - Manual Svc Order vs. Electronic-1st	Incremental Charge - Manual Svc Order vs. Electronic-Add'l	Incremental Charge - Manual Svc Order vs. Electronic-Disc 1st	Incremental Charge - Manual Svc Order vs. Electronic-Disc Add'l
									Rec	Nonrecurring		Nonrecurring Disconnect		OSS Rates(\$)			
										First	Add'l	First	Add'l	SOME C	SOMAN	SOMAN	SOMAN
	Each System can have up to 24 combinations of rates depending on type and number of ports used																
	UNE DS1 Loop																
	4-Wire DS1 Loop - UNE Zone 1					1	UEPMG	USLDC	73.44	0.00	0.00						
	4-Wire DS1 Loop - UNE Zone 2					2	UEPMG	USLDC	99.13	0.00	0.00						
	4-Wire DS1 Loop - UNE Zone 3					3	UEPMG	USLDC	191.51	0.00	0.00						
	UNE DSO Channelization Capacities (D4 Channel Bank Configurations)																
	24 DSO Channel Capacity - 1 per DS1						UEPMG	VUM24	118.06	0.00	0.00			11.90			1.83
	48 DSO Channel Capacity - 1 per 2 DS1s						UEPMG	VUM48	236.12	0.00	0.00			11.90			1.83
	96 DSO Channel Capacity -1per 4 DS1s						UEPMG	VUM96	472.24	0.00	0.00			11.90			1.83
	144 DSO Channel Capacity - 1 per 6 DS1s						UEPMG	VUM14	708.36	0.00	0.00			11.90			1.83
	192 DSO Channel Capacity -1 per 8 DS1s						UEPMG	VUM19	944.48	0.00	0.00			11.90			1.83
	240 DSO Channel Capacity - 1 per 10 DS1s						UEPMG	VUM20	1,180.60	0.00	0.00			11.90			1.83
	288 DSO Channel Capacity - 1 per 12 DS1s						UEPMG	VUM28	1,416.72	0.00	0.00			11.90			1.83
	384 DSO Channel Capacity - 1 per 16 DS1s						UEPMG	VUM38	1,888.96	0.00	0.00			11.90			1.83
	480 DSO Channel Capacity - 1 per 20 DS1s						UEPMG	VUM40	2,361.20	0.00	0.00			11.90			1.83
	576 DSO Channel Capacity -1 per 24 DS1s						UEPMG	VUM57	2,833.44	0.00	0.00			11.90			1.83
	672 DSO Channel Capacity - 1 per 28 DS1s						UEPMG	VUM67	3,305.68	0.00	0.00			11.90			1.83
	Non-Recurring Charges (NRC) Associated with 4-Wire DS1 Loop with Channelization with Port - Conversion Charge Based on a System																
	A Minimum System configuration is One (1) DS1, One (1) D4 Channel Bank, and Up To 24 DSO Ports with Feature Activations.																
	Multiples of this configuration functioning as one are considered Add'l after the minimum system configuration is counted.																
	NRC - Conversion (Currently Combined) with or without BellSouth Allowed Changes						UEPMG	USAC4	0.00	96.77	4.24			11.90			
	System Additions at End User Locations Where 4-Wire DS1 Loop with Channelization with Port Combination Currently Exists and																
	New (Not Currently Combined) In GA, KY, LA, MS & TN Only																
	1 DS1/D4 Channel Bank - Add NRC for each Port and Assoc Fea Activation - New GA, LA, KY, MS, & TN Only						UEPMG	VUMD4	0.00	726.11	468.21	145.32	17.24	11.90			
	Bipolar 8 Zero Substitution																
	Clear Channel Capability Format, superframe - Subsequent Activity Only						UEPMG	CCOSF	0.00	0.00	655.00			11.90			
	Clear Channel Capability Format - Extended Superframe - Subsequent Activity Only						UEPMG	CCOEF	0.00	0.00	655.00			11.90			
	Alternate Mark Inversion (AMI)																
	Superframe Format						UEPMG	MCOSF	0.00	0.00	0.00						
	Extended Superframe Format						UEPMG	MCOPO	0.00	0.00	0.00						
	Exchange Ports Associated with 4-Wire DS1 Loop with Channelization with Port																
	Exchange Ports																
	Line Side Combination Channelized PBX Trunk Port - Business						UEPPX	UEPCX	1.38	0.00	0.00	0.00	0.00	11.90			1.83
	Line Side Outward Channelized PBX Trunk Port - Business						UEPPX	UEPOX	1.38	0.00	0.00	0.00	0.00	11.90			1.83
	Line Side Inward Only Channelized PBX Trunk Port without DID						UEPPX	UEP1X	1.38	0.00	0.00	0.00	0.00	11.90			1.83
	2-Wire Trunk Side Unbundled Channelized DID Trunk Port						UEPPX	UEPDM	8.71	0.00	0.00	0.00	0.00	11.90			1.83
	Feature Activations - Unbundled Loop Concentration																
	Feature (Service) Activation for each Line Side Port Terminated in D4 Bank						UEPPX	1PQWM	0.66	25.40	13.41	3.96	3.93	11.90			1.83
	Feature (Service) Activation for each Trunk Side Port Terminated in D4 Bank						UEPPX	1PQWU	0.66	78.16	18.42	56.03	10.95	11.90			1.83
	Telephone Number/ Group Establishment Charges for DID Service																
	DID Trunk Termination (1 per Port)						UEPPX	NDT	0.00	0.00	0.00			11.90			
	Estab Trk Grp and Provide 1st 20 DID Nos. (FL, GA, NC, & SC)						UEPPX	NDZ	0.00	0.00	0.00			11.90			
	DID Numbers - groups of 20 - Valid all States						UEPPX	ND4	0.00	0.00	0.00			11.90			
	Non-Consecutive DID Numbers - per number						UEPPX	ND5	0.00	0.00	0.00			11.90			
	Reserve Non-Consecutive DID Numbers						UEPPX	ND6	0.00	0.00	0.00			11.90			
	Reserve DID Numbers						UEPPX	NDV	0.00	0.00	0.00			11.90			
	Local Number Portability																
	Local Number Portability - 1 per port						UEPPX	LNPCP	3.15	0.00	0.00						
	FEATURES - Vertical and Optional																
	Local Switching Features Offered with Line Side Ports Only																
	All Features Available						UEPPX	UEPVF	2.26	0.00	0.00			11.90			1.83

UNBUNDLED NETWORK ELEMENTS - Florida												Attachment: 2		Exhibit: B			
CATEGORY	RATE ELEMENTS				Interim	Zone	BCS	USOC	RATES(\$)			Svc Order Submitted Elec per LSR	Svc Order Submitted Manually per LSR	Incremental Charge - Manual Svc Order vs. Electronic-1st	Incremental Charge - Manual Svc Order vs. Electronic-Add'l	Incremental Charge - Manual Svc Order vs. Electronic-Disc 1st	Incremental Charge - Manual Svc Order vs. Electronic-Disc Add'l
								Rec	Nonrecurring		Nonrecurring Disconnect		OSS Rates(\$)				
									First	Add'l	First	Add'l	SOME C	SOMAN	SOMAN	SOMAN	SOMAN
UNBUNDLED PORT LOOP COMBINATIONS - MARKET RATES																	
	Market Rates shall apply where BellSouth is not required to provide unbundled local switching or switch ports per FCC and/or State Commission rules.																
	These scenarios include:																
	1. Unbundled port/loop combinations that are Not Currently Combined in Alabama, Florida and North Carolina.																
	2. Unbundled port/loop combinations that are Currently Combined or Not Currently Combined in Zone 1 of the Top 8 MSAs in BellSouth's region for end users with 4 or more DS0 equivalent lines.																
	The Top 8 MSAs in BellSouth's region are: FL (Orlando, Ft. Lauderdale, Miami); GA (Atlanta); LA (New Orleans); NC (Greensboro-Winston Salem-Highpoint/Charlotte-Gastonia-Rock Hill); TN (Nashville).																
	BellSouth currently is developing the billing capability to mechanically bill the recurring and non-recurring Market Rates in this section except for nonrecurring charges for not currently combined in AL, FL and NC. In the interim where BellSouth cannot bill Market Rates, BellSouth shall bill the rates in the Cost-Based section preceding in lieu of the Market Rates and reserves the right to true-up the billing difference.																
	The Market Rate for unbundled ports includes all available features in all states.																
	End Office and Tandem Switching Usage and Common Transport Usage rates in the Port section of this rate exhibit shall apply to all combinations of loop/port network elements except for UNE Coin Port/Loop Combinations which have a flat rate usage charge (USOC, URECU).																
	For Not Currently Combined scenarios where Market Rates apply, the Nonrecurring charges are listed in the First and Additional NRC columns for each Port USOC. For Currently Combined scenarios, the Nonrecurring charges are listed in the NRC - Currently Combined section. Additional NRCs may apply also and are categorized accordingly.																
	2-WIRE VOICE GRADE LOOP WITH 2-WIRE LINE PORT (RES)																
	UNE Port/Loop Combination Rates																
		2-Wire VG Loop/Port Combo - Zone 1		1				26.94									
		2-Wire VG Loop/Port Combo - Zone 2		2				31.06									
		2-Wire VG Loop/Port Combo - Zone 3		3				45.87									
	UNE Loop Rates																
		2-Wire Voice Grade Loop (SL1) - Zone 1		1	UEPRX	UEPLX		12.94									
		2-Wire Voice Grade Loop (SL1) - Zone 2		2	UEPRX	UEPLX		17.06									
		2-Wire Voice Grade Loop (SL1) - Zone 3		3	UEPRX	UEPLX		31.87									
	2-Wire Voice Grade Line Port (Res)																
		2-Wire voice unbundled port - residence			UEPRX	UEPRL		14.00	90.00	90.00			11.90				
		2-Wire voice unbundled port with Caller ID - res			UEPRX	UEPRC		14.00	90.00	90.00			11.90				
		2-Wire voice unbundled port outgoing only - res			UEPRX	UEPRO		14.00	90.00	90.00			11.90				
		2-Wire voice unbundled Florida Area Calling with Caller ID - res			UEPRX	UEPAF		14.00	90.00	90.00			11.90				
		2-Wire voice unbundles res, low usage line port with Caller ID (LUM)			UEPRX	UEPAP		14.00	90.00	90.00			11.90				
	LOCAL NUMBER PORTABILITY																
		Local Number Portability (1 per port)			UEPRX	LNPCX		0.35									
	FEATURES																
		All Features Offered			UEPRX	UEPVF		0.00	0.00	0.00			11.90				
		2-Wire Voice Grade Loop / Line Port Combination - Switch-as-is			UEPRX	USAC2			41.50	41.50			11.90				
		2-Wire Voice Grade Loop / Line Port Combination - Switch with change			UEPRX	USACC			41.50	41.50			11.90				
	ADDITIONAL NRCs																
		NRC - 2-Wire Voice Grade Loop/Line Port Combination - Subsequent			UEPRX	USAS2			0.00	0.00			11.90				
	2-WIRE VOICE GRADE LOOP WITH 2-WIRE LINE PORT (BUS)																
	UNE Port/Loop Combination Rates																
		2-Wire VG Loop/Port Combo - Zone 1		1				26.94									
		2-Wire VG Loop/Port Combo - Zone 2		2				31.06									
		2-Wire VG Loop/Port Combo - Zone 3		3				45.87									
	UNE Loop Rates																
		2-Wire Voice Grade Loop (SL1) - Zone 1		1	UEPBX	UEPLX		12.94									
		2-Wire Voice Grade Loop (SL1) - Zone 2		2	UEPBX	UEPLX		17.06									
		2-Wire Voice Grade Loop (SL1) - Zone 3		3	UEPBX	UEPLX		31.87									
	2-Wire Voice Grade Line Port (Bus)																
		2-Wire voice unbundled port without Caller ID - bus			UEPBX	UEPBL		14.00	90.00	90.00			11.90				
		2-Wire voice unbundled port with Caller + E484 ID - bus			UEPBX	UEPBC		14.00	90.00	90.00			11.90				
		2-Wire voice unbundled port outgoing only - bus			UEPBX	UEPBO		14.00	90.00	90.00			11.90				
	LOCAL NUMBER PORTABILITY																
		Local Number Portability (1 per port)			UEPBX	LNPCX		0.35									
	NONRECURRING CHARGES - CURRENTLY COMBINED																
		2-Wire Voice Grade Loop / Line Port Combination - Switch-as-is			UEPBX	USAC2			41.50	41.50			11.90				

UNBUNDLED NETWORK ELEMENTS - Florida											Attachment: 2		Exhibit: B			
CATEGORY	RATE ELEMENTS	Interim	Zone	BCS	USOC	RATES(\$)				Svc Order Submitted Elec per LSR	Svc Order Submitted Manually per LSR	Incremental Charge - Manual Svc Order vs. Electronic-1st	Incremental Charge - Manual Svc Order vs. Electronic-Add'l	Incremental Charge - Manual Svc Order vs. Electronic-Disc 1st	Incremental Charge - Manual Svc Order vs. Electronic-Disc Add'l	
						Rec	Nonrecurring		Nonrecurring Disconnect		OSS Rates(\$)					
							First	Add'l	First	Add'l	SOMEc	SOMAN	SOMAN	SOMAN	SOMAN	SOMAN
	2-Wire Voice Grade Loop / Line Port Combination - Switch with change			UEPBX	USACC		41.50	41.50				11.90				
	ADDITIONAL NRCs															
	NRC - 2-Wire Voice Grade Loop/Line Port Combination - Subsequent			UEPBX	USAS2		0.00	0.00				11.90				
	2-WIRE VOICE GRADE LOOP WITH 2-WIRE LINE PORT (RES - PBX)															
	UNE Port/Loop Combination Rates															
	2-Wire VG Loop/Port Combo - Zone 1		1			26.94										
	2-Wire VG Loop/Port Combo - Zone 2		2			31.06										
	2-Wire VG Loop/Port Combo - Zone 3		3			45.87										
	UNE Loop Rates															
	2-Wire Voice Grade Loop (SL1) - Zone 1		1	UEPRG	UEPLX	12.94										
	2-Wire Voice Grade Loop (SL1) - Zone 2		2	UEPRG	UEPLX	17.06										
	2-Wire Voice Grade Loop (SL1) - Zone 3		3	UEPRG	UEPLX	31.87										
	2-Wire Voice Grade Line Port Rates (RES - PBX)															
	2-Wire VG Unbundled Combination 2-Way PBX Trunk Port - Res			UEPRG	UEPRD	14.00	90.00	90.00				11.90				
	LOCAL NUMBER PORTABILITY															
	Local Number Portability (1 per port)			UEPRG	LNPCP	3.15										
	FEATURES															
	All Features Offered			UEPRG	UEPVF	0.00	0.00	0.00				11.90				
	NONRECURRING CHARGES - CURRENTLY COMBINED															
	2-Wire Voice Grade Loop/ Line Port Combination - Switch-As-Is			UEPRG	USAC2		41.50	41.50				11.90				
	2-Wire Voice Grade Loop/ Line Port Combination - Switch with Change			UEPRG	USACC		41.50	41.50				11.90				
	ADDITIONAL NRCs															
	2 Wire Loop/Line Side Port Combination - Non feature - Subsequent Activity- Nonrecurring						0.00	0.00				11.90				
	PBX Subsequent Activity - Change/Rearrange Multiline Hunt Group						7.09	7.09				11.90				
	2-WIRE VOICE GRADE LOOP WITH 2-WIRE LINE PORT (BUS - PBX)															
	UNE Port/Loop Combination Rates															
	2-Wire VG Loop/Port Combo - Zone 1		1			26.94										
	2-Wire VG Loop/Port Combo - Zone 2		2			31.06										
	2-Wire VG Loop/Port Combo - Zone 3		3			45.87										
	UNE Loop Rates															
	2-Wire Voice Grade Loop (SL1) - Zone 1		1	UEPPX	UEPLX	12.94										
	2-Wire Voice Grade Loop (SL1) - Zone 2		2	UEPPX	UEPLX	17.06										
	2-Wire Voice Grade Loop (SL1) - Zone 3		3	UEPPX	UEPLX	31.87										
	2-Wire Voice Grade Line Port Rates (BUS - PBX)															
	Line Side Unbundled Combination 2-Way PBX Trunk Port - Bus			UEPPX	UEPPC	14.00	90.00	90.00				11.90				
	Line Side Unbundled Outward PBX Trunk Port - Bus			UEPPX	UEPPO	14.00	90.00	90.00				11.90				
	Line Side Unbundled Incoming PBX Trunk Port - Bus			UEPPX	UEPP1	14.00	90.00	90.00				11.90				
	2-Wire Voice Unbundled PBX LD Terminal Ports			UEPPX	UEPLD	14.00	90.00	90.00				11.90				
	2-Wire Voice Unbundled 2-Way Combination PBX Usage Port			UEPPX	UEPXA	14.00	90.00	90.00				11.90				
	2-Wire Voice Unbundled PBX Toll Terminal Hotel Ports			UEPPX	UEPXB	14.00	90.00	90.00				11.90				
	2-Wire Voice Unbundled PBX LD DDD Terminals Port			UEPPX	UEPXC	14.00	90.00	90.00				11.90				
	2-Wire Voice Unbundled PBX LD Terminal Switchboard Port			UEPPX	UEPXD	14.00	90.00	90.00				11.90				
	2-Wire Voice Unbundled PBX LD Terminal Switchboard IDD Capable Port			UEPPX	UEPXE	14.00	90.00	90.00				11.90				
	2-Wire Voice Unbundled 2-Way PBX Hotel/Hospital Economy Administrative Calling Port			UEPPX	UEPXL	14.00	90.00	90.00				11.90				
	2-Wire Voice Unbundled 2-Way PBX Hotel/Hospital Economy Room Calling Port			UEPPX	UEPXM	14.00	90.00	90.00				11.90				
	2-Wire Voice Unbundled 1-Way Outgoing PBX Hotel/Hospital Discount Room Calling Port			UEPPX	UEPXO	14.00	90.00	90.00				11.90				
	2-Wire Voice Unbundled 1-Way Outgoing PBX Measured Port			UEPPX	UEPXS	14.00	90.00	90.00				11.90				

UNBUNDLED NETWORK ELEMENTS - Florida												Attachment: 2		Exhibit: B			
CATEGORY		RATE ELEMENTS	Interim	Zone	BCS	USOC	RATES(\$)				Svc Order Submitted Elec per LSR	Svc Order Submitted Manually per LSR	Incremental Charge - Manual Svc Order vs. Electronic-1st	Incremental Charge - Manual Svc Order vs. Electronic-Add'l	Incremental Charge - Manual Svc Order vs. Electronic-Disc 1st	Incremental Charge - Manual Svc Order vs. Electronic-Disc Add'l	
								Nonrecurring		Nonrecurring Disconnect		OSS Rates(\$)					
							Rec	First	Add'l	First	Add'l	SOMEc	SOMAN	SOMAN	SOMAN	SOMAN	SOMAN
	LOCAL NUMBER PORTABILITY																
	Local Number Portability (1 per port)				UEPPX	LNPCP	3.15										
	FEATURES																
	All Features Offered				UEPPX	UEPVF	0.00	0.00	0.00				11.90				
	NONRECURRING CHARGES - CURRENTLY COMBINED																
	2-Wire Voice Grade Loop/ Line Port Combination - Switch-As-Is				UEPPX	USAC2		41.50	41.50				11.90				
	2-Wire Voice Grade Loop/ Line Port Combination - Switch with Change				UEPPX	USACC		41.50	41.50				11.90				
	ADDITIONAL NRCs																
	2-Wire Voice Grade Loop/ Line Port Combination - Subsequent				UEPPX	USAS2		0.00	0.00				11.90				
	2 Wire Loop/Line Side Port Combination - Non feature - Subsequent Activity- Nonrecurring							0.00	0.00				11.90				
	PBX Subsequent Activity - Change/Rearrange Multiline Hunt Group							7.09	7.09				11.90				
	2-WIRE VOICE GRADE LOOP WITH 2-WIRE ANALOG LINE COIN PORT																
	UNE Port/Loop Combination Rates																
	2-Wire VG Coin Port/Loop Combo – Zone 1			1			26.94										
	2-Wire VG Coin Port/Loop Combo – Zone 2			2			31.06										
	2-Wire VG Coin Port/Loop Combo – Zone 3			3			45.87										
	UNE Loop Rates																
	2-Wire Voice Grade Loop (SL1) - Zone 1			1	UEPCO	UEPLX	12.94										
	2-Wire Voice Grade Loop (SL1) - Zone 2			2	UEPCO	UEPLX	17.06										
	2-Wire Voice Grade Loop (SL1) - Zone 3			3	UEPCO	UEPLX	31.87										
	2-Wire Voice Grade Line Port Rates (Coin)																
	2-Wire Coin 2-Way with Operator Screening and Blocking: 011, 900/976, 1+DDD (FL)				UEPCO	UEP2F	14.00	90.00	90.00				11.90				
	2-Wire Coin 2-Way with Operator Screening and 011 Blocking (FL)				UEPCO	UEPFA	14.00	90.00	90.00				11.90				
	2-Wire Coin 2-Way with Operator Screening and Blocking: 900/976, 1+DDD, 011+, and Local (FL)				UEPCO	UEPCG	14.00	90.00	90.00				11.90				
	2-Wire Coin Outward with Operator Screening and 011 Blocking (AL, FL)				UEPCO	UEPRK	14.00	90.00	90.00				11.90				
	2-Wire Coin Outward with Operator Screening and Blocking: 900/976, 1+DDD, 011+ (FL)				UEPCO	UEPOF	14.00	90.00	90.00				11.90				
	2-Wire Coin Outward with Operator Screening and Blocking: 900/976, 1+DDD, 011+, and Local (FL, GA)				UEPCO	UEPCQ	14.00	90.00	90.00				11.90				
	LOCAL NUMBER PORTABILITY																
	Local Number Portability (1 per port)				UEPCO	LNPCX	0.35										
	NONRECURRING CHARGES - CURRENTLY COMBINED																
	2-Wire Voice Grade Loop/ Line Port Combination - Switch-As-Is				UEPCO	USAC2		41.50	41.50				11.90				
	2-Wire Voice Grade Loop/ Line Port Combination - Switch with Change				UEPCO	USACC		41.50	41.50								
	ADDITIONAL NRCs																
	2-Wire Voice Grade Loop/ Line Port Combination - Subsequent				UEPCO	USAS2		0.00	0.00				11.90				
UNBUNDLED PORT/LOOP COMBINATIONS - MARKET BASED RATES																	
	2-WIRE VOICE GRADE LOOP- BUS ONLY - WITH 2-WIRE DID TRUNK PORT																
	UNE Port/Loop Combination Rates																
	2-Wire VG Loop/2-Wire DID Trunk Port Combo - UNE Zone 1			1			69.50										
	2-Wire VG Loop/2-Wire DID Trunk Port Combo - UNE Zone 2			2			74.57										
	2-Wire VG Loop/2-Wire DID Trunk Port Combo - UNE Zone 3			3			92.82										
	UNE Loop Rates																
	2-Wire Analog Voice Grade Loop - (SL2) - UNE Zone 1			1	UEPPX	UECD1	14.50						11.90			1.83	
	2-Wire Analog Voice Grade Loop - (SL2) - UNE Zone 2			2	UEPPX	UECD1	19.57						11.90			1.83	
	2-Wire Analog Voice Grade Loop - (SL2) - UNE Zone 3			3	UEPPX	UECD1	37.82						11.90			1.83	
	UNE Port Rate																

UNBUNDLED NETWORK ELEMENTS - Florida											Attachment: 2		Exhibit: B				
CATEGORY	RATE ELEMENTS	Interim	Zone	BCS	USOC	RATES(\$)					Svc Order Submitted Elec per LSR	Svc Order Submitted Manually per LSR	Incremental Charge - Manual Svc Order vs. Electronic-1st	Incremental Charge - Manual Svc Order vs. Electronic-Add'l	Incremental Charge - Manual Svc Order vs. Electronic-Disc 1st	Incremental Charge - Manual Svc Order vs. Electronic-Disc Add'l	
						Rec	Nonrecurring		Nonrecurring Disconnect		OSS Rates(\$)						
							First	Add'l	First	Add'l	SOME C	SOMAN	SOMAN	SOMAN	SOMAN	SOMAN	
	Exchange Ports - 2-Wire DID Port			UEPPX	UEPD1	55.00	850.00	75.00				11.90			1.83		
	NONRECURRING CHARGES - CURRENTLY COMBINED																
	2-Wire Voice Grade Loop / 2-Wire DID Trunk Port Combination - Switch-As-Is Top 8 MSAs only			UEPPX	USAC1		850.00	75.00				11.90					
	2-Wire Voice Grade Loop / 2-Wire DID Trunk Port Conversion with BellSouth Allowable Changes Top 8 MSAs only			UEPPX	USA1C		850.00	75.00				11.90					
	ADDITIONAL NRCs																
	2-Wire DID Subsequent Activity - Add Trunks, Per Trunk			UEPPX	USAS1		32.26	32.26				11.90					
	Telephone Number/Trunk Group Establishment Charges																
	DID Trunk Termination (One Per Port)			UEPPX	NDT	0.00	0.00	0.00				11.90			1.83		
	DID Numbers, Establish Trunk Group and Provide First Group of 20 DID Numbers			UEPPX	NDZ	0.00	0.00	0.00				11.90			1.83		
	Additional DID Numbers for each Group of 20 DID Numbers			UEPPX	ND4	0.00	0.00	0.00				11.90			1.83		
	DID Numbers, Non- consecutive DID Numbers , Per Number			UEPPX	ND5	0.00	0.00	0.00				11.90			1.83		
	Reserve Non-Consecutive DID numbers			UEPPX	ND6	0.00	0.00	0.00				11.90			1.83		
	Reserve DID Numbers			UEPPX	NDV	0.00	0.00	0.00				11.90			1.83		
	LOCAL NUMBER PORTABILITY																
	Local Number Portability (1 per port)			UEPPX	LNPCP	3.15	0.00	0.00									
	2-WIRE ISDN DIGITAL GRADE LOOP WITH 2-WIRE ISDN DIGITAL LINE SIDE PORT																
	UNE Port/Loop Combination Rates																
	2W ISDN Digital Grade Loop/2W ISDN Digital Line Side Port - UNE Zone 1		1	UEPPB	UEPPR	94.71											
	2W ISDN Digital Grade Loop/2W ISDN Digital Line Side Port - UNE Zone 2		2	UEPPB	UEPPR	100.77											
	2W ISDN Digital Grade Loop/2W ISDN Digital Line Side Port - UNE Zone 3		3	UEPPB	UEPPR	122.56											
	UNE Loop Rates																
	2-Wire ISDN Digital Grade Loop - UNE Zone 1		1	UEPPB	UEPPR	USL2X	24.71					11.90			1.83		
	2-Wire ISDN Digital Grade Loop - UNE Zone 2		2	UEPPB	UEPPR	USL2X	30.77					11.90			1.83		
	2-Wire ISDN Digital Grade Loop - UNE Zone 3		3	UEPPB	UEPPR	USL2X	52.56					11.90			1.83		
	UNE Port Rate																
	Exchange Port - 2-Wire ISDN Line Side Port			UEPPB	UEPPR	UEPPB	70.00	525.00	400.00			11.09			1.83		
	NONRECURRING CHARGES - CURRENTLY COMBINED																
	2-Wire ISDN Digital Grade Loop / 2-Wire ISDN Line Side Port Combination - Conversion - Top 8 MSAs only			UEPPB	UEPPR	USACB	0.00	215.00	215.00			11.90			1.83		
	ADDITIONAL NRCs																
	LOCAL NUMBER PORTABILITY																
	Local Number Portability (1 per port)			UEPPB	UEPPR	LNPCX	0.35	0.00	0.00								
	B-CHANNEL USER PROFILE ACCESS:																
	CVS/CSD (DMS/5ESS)			UEPPB	UEPPR	U1UCA	0.00	0.00	0.00								
	CVS (EWSD)			UEPPB	UEPPR	U1UCB	0.00	0.00	0.00								
	CSD			UEPPB	UEPPR	U1UCC	0.00	0.00	0.00								
	B-CHANNEL AREA PLUS USER PROFILE ACCESS: (AL,KY,LA,MS SC,MS, & TN)																
	USER TERMINAL PROFILE																
	User Terminal Profile (EWSD only)			UEPPB	UEPPR	U1UMA	0.00	0.00	0.00	</							

UNBUNDLED NETWORK ELEMENTS - Florida												Attachment: 2		Exhibit: B		
CATEGORY	RATE ELEMENTS		Interim	Zone	BCS	USOC	RATES(\$)				Svc Order Submitted Elec per LSR	Svc Order Submitted Manually per LSR	Incremental Charge - Manual Svc Order vs. Electronic-1st	Incremental Charge - Manual Svc Order vs. Electronic-Add'l	Incremental Charge - Manual Svc Order vs. Electronic-Disc 1st	Incremental Charge - Manual Svc Order vs. Electronic-Disc Add'l
								Nonrecurring		Nonrecurring Disconnect		OSS Rates(\$)				
							Rec	First	Add'l	First	Add'l	SOME C	SOMAN	SOMAN	SOMAN	SOMAN
		4W DS1 Digital Loop/4W ISDN DS1 Digital Trunk Port - UNE Zone 3		3	UEPPP		1,091.51									
		UNE Loop Rates														
		4-Wire DS1 Digital Loop - UNE Zone 1		1	UEPPP	USL4P	73.44					11.90			1.83	
		4-Wire DS1 Digital Loop - UNE Zone 2		2	UEPPP	USL4P	99.13					11.90			1.83	
		4-Wire DS1 Digital Loop - UNE Zone 3		3	UEPPP	USL4P	191.51					11.90			1.83	
		UNE Port Rate														
		Exchange Ports - 4-Wire ISDN DS1 Port			UEPPP	UEPPP	900.00	1,150.00	1,150.00			11.90			1.83	
		NONRECURRING CHARGES - CURRENTLY COMBINED														
		4-Wire DS1 Digital Loop / 4-Wire ISDN DS1 Digital Trunk Port Combination - Conversion - Switch-As-Is Top 8 MSAs only			UEPPP	USACP	0.00	925.00	925.00			11.90			1.83	
		ADDITIONAL NRCs														
		4-Wire DS1 Loop/4-W ISDN Digtl Trk Port - Subsqtl Actvy-Inward/two way tel nos within Std Allowance (except NC)			UEPPP	PR7TF		0.5412				11.90			1.83	
		4-Wire DS1 Loop / 4-Wire ISDN DS1 Digital Trunk Port - Outward Tel Numbers (All States except NC)			UEPPP	PR7TO		12.71	12.71			11.90			1.83	
		4-Wire DS1 Loop / 4-Wire ISDN DS1 Digital Trk Port - Subsequent Inward Tel Nos Above Std Allowance			UEPPP	PR7ZT		25.42	25.42			11.90			1.83	
		LOCAL NUMBER PORTABILITY														
		Local Number Portability (1 per port)			UEPPP	LNPCN	1.75									
		INTERFACE (Provisioning Only)														
		Voice/Data			UEPPP	PR71V	0.00	0.00	0.00							
		Digital Data			UEPPP	PR71D	0.00	0.00	0.00							
		Inward Data			UEPPP	PR71E	0.00	0.00	0.00							
		New or Additional "B" Channel														
		New or Additional - Voice/Data B Channel			UEPPP	PR7BV	0.00	20.00				11.90			1.83	
		New or Additional - Digital Data B Channel			UEPPP	PR7BF	0.00	20.00				11.90			1.83	
		New or Additional Inward Data B Channel			UEPPP	PR7BD	0.00	20.00				11.90			1.83	
		CALL TYPES														
		Inward			UEPPP	PR7C1	0.00	0.00	0.00							
		Outward			UEPPP	PR7C0	0.00	0.00	0.00							
		Two-way			UEPPP	PR7CC	0.00	0.00	0.00							
		Interoffice Channel Mileage														
		Fixed Each Including First Mile			UEPPP	1LN1A	88.6256	105.54	98.47	21.47	19.05	11.90			1.93	
		Each Airline-Fractional Additional Mile			UEPPP	1LN1B	0.1856									
		4-WIRE DS1 DIGITAL LOOP WITH 4-WIRE DDITS TRUNK PORT														
		UNE Port/Loop Combination Rates														
		4W DS1 Digital Loop/4W DDITS Trunk Port - Statewide		sw	UEPDC											
		4W DS1 Digital Loop/4W DDITS Trunk Port - UNE Zone 1		1	UEPDC		128.39					11.90			1.83	
		4W DS1 Digital Loop/4W DDITS Trunk Port - UNE Zone 2		2	UEPDC		154.08					11.90			1.83	
		4W DS1 Digital Loop/4W DDITS Trunk Port - UNE Zone 3		3	UEPDC		246.46					11.90			1.83	
		4W DS1 Digital Loop/4W DDITS Trunk Port - UNE Zone 4		4	UEPDC											
		UNE Loop Rates														
		4-Wire DS1 Digital Loop - Statewide		sw	UEPDC	USLDC										
		4-Wire DS1 Digital Loop - UNE Zone 1		1	UEPDC	USLDC	73.44					11.90			1.83	
		4-Wire DS1 Digital Loop - UNE Zone 2		2	UEPDC	USLDC	99.13					11.90			1.83	
		4-Wire DS1 Digital Loop - UNE Zone 3		3	UEPDC	USLDC	191.51					11.90			1.83	
		4-Wire DS1 Digital Loop - UNE Zone 4		4	UEPDC	USLDC										
		UNE Port Rate														
		4-Wire DDITS Digital Trunk Port			UEPDC	UDD1T	750.00	1,019.56	479.87	204.92	20.10	11.90			1.83	
		NONRECURRING CHARGES - CURRENTLY COMBINED														
		4-Wire DS1 Digital Loop / 4-Wire DDITS Trunk Port Combination - Switch-As-Is Top 8 MSAs only			UEPDC	USAC4		95.31	46.71			11.90			1.83	
		4-Wire DS1 Digital Loop / 4-Wire DDITS Trunk Port Combination - Conversion with DS1 Changes Top 8 MSAs only			UEPDC	USAWA		95.31	46.71			11.90			1.83	
		4-Wire DS1 Digital Loop / 4-Wire DDITS Trunk Port Combination - Conversion with Change - Trunk Top 8 MSAs only			UEPDC	USAWB		95.31	46.71			11.90			1.83	

UNBUNDLED NETWORK ELEMENTS - Florida

CATEGORY	RATE ELEMENTS	Inter m	Zone	BCS	USOC	RATES(\$)				Svc Order Submitted Elec per LSR	Svc Order Submitted Manually per LSR	Incremental Charge - Manual Svc Order vs. Electronic- 1st	Incremental Charge - Manual Svc Order vs. Electronic- Add'l	Incremental Charge - Manual Svc Order vs. Electronic- Disc 1st	Incremental Charge - Manual Svc Order vs. Electronic- Disc Add'l	
						Rec	First	Add'l	First	Add'l	SOMEc	SOMAN	SOMAN	SOMAN	SOMAN	SOMAN
	ADDITIONAL NRCs															
	4-Wire DS1 Loop / 4-Wire DDITS Trunk Port - Subsequent Service Activity Per Service Order			UEPDC	USAS4											
	4-Wire DS1 Loop / 4-Wire DDITS Trunk Port - NRC - Subsequent Channel Activation/Chan - 2-Way Trunk			UEPDC	UDTTA		15.69	15.69				11.90			1.83	
	4-Wire DS1 Loop / 4-Wire DDITS Trunk Port - Subsequent Channel Activation/Chan - 1-Way Outward Trunk			UEPDC	UDTTB		15.69	15.69				11.90			1.83	
	4-Wire DS1 Loop / 4-Wire DDITS Trunk Port - Subsqnt Channel Activation/Chan Inward Trunk w/out DID			UEPDC	UDTTC		15.69	15.69				11.90			1.83	
	4-Wire DS1 Loop / 4-Wire DDITS Trunk Port - Subsqnt Chan Activation Per Chan - Inward Trunk with DID			UEPDC	UDTTD		15.69	15.69				11.90			1.83	
	4-Wire DS1 Loop / 4-Wire DDITS Trunk Port - Subsqnt Chan Activation / Chan - 2-Way DID w User Trans			UEPDC	UDTTE		15.69	15.69				11.90			1.83	
	BIPOLAR 8 ZERO SUBSTITUTION															
	B8ZS - Superframe Format			UEPDC	CCOSF		0.00	655.00				11.90			1.83	
	B8ZS - Extended Superframe Format			UEPDC	CCOEF		0.00	655.00				11.90			1.83	
	Alternate Mark Inversion															
	AMI - Superframe Format			UEPDC	MCOSF		0.00	0.00								
	AMI - Extended SuperFrame Format			UEPDC	MCOPO		0.00	0.00								
	Telephone Number/Trunk Group Establishment Charges															
	Telephone Number for 2-Way Trunk Group			UEPDC	UDTGX	0.00						11.90			1.83	
	Telephone Number for 1-Way Outward Trunk Group			UEPDC	UDTGY	0.00						11.90			1.83	
	Telephone Number for 1-Way Inward Trunk Group Without DID			UEPDC	UDTGZ	0.00						11.90			1.83	
	DID Numbers, Establish Trunk Group and Provide First Group of 20 DID Numbers			UEPDC	NDZ	0.00	0.00	0.00				11.90			1.83	
	DID Numbers for each Group of 20 DID Numbers			UEPDC	ND4	0.00						11.90			1.83	
	DID Numbers, Non- consecutive DID Numbers , Per Number			UEPDC	ND5	0.00						11.90			1.83	
	Reserve Non-Consecutive DID Nos			UEPDC	ND6	0.00	0.00	0.00				11.90			1.83	
	Reserve DID Numbers			UEPDC	NDV	0.00	0.00	0.00				11.90			1.83	
	Dedicated DS1 (Interoffice Channel Mileage) -															
	FX/FCO for 4-Wire DS1 Digital Loop with 4-Wire DDITS Trunk Port															
	Interoffice Channel Mileage - Fixed rate 0-8 miles (Facilities Termination)			UEPDC	1LNO1	88.44	105.54	98.47	21.47	19.05		11.90			1.83	
	Interoffice Channel Mileage - Additional rate per mile - 0-8 miles			UEPDC	1LNOA	0.1856	0.00	0.00								
	Interoffice Channel Mileage - Fixed rate 9-25 miles (Facilities Termination)			UEPDC	1LNO2	0.00	0.00	0.00								
	Interoffice Channel Mileage - Additional rate per mile - 9-25 miles			UEPDC	1LNOB	0.1856	0.00	0.00								
	Interoffice Channel Mileage - Fixed rate 25+ miles (Facilities Termination)			UEPDC	1LNO3	0.00	0.00	0.00	0.00							
	Interoffice Channel Mileage - Additional rate per mile - 25+ miles			UEPDC	1LNOC	0.1856	0.00	0.00								
	Local Number Portability, per DSO Activated			UEPDC	LNPCP	3.15	0.00	0.00	0.00							
	Central Office Terminating Point			UEPDC	CTG	0.00										
	4-WIRE DS1 LOOP WITH CHANNELIZATION WITH PORT															
	System is 1 DS1 Loop, 1 D4 Channel Bank, and up to 24 Feature Activations															
	A system can have various rate combinations based on type and number of ports used															
	UNE DS1 Loop															
	4-Wire DS1 Loop - UNE Zone 1		1	UEPMG	USLDC	73.44	0.00	0.00								
	4-Wire DS1 Loop - UNE Zone 2		2	UEPMG	USLDC	99.13	0.00	0.00								
	4-Wire DS1 Loop - UNE Zone 3		3	UEPMG	USLDC	191.51	0.00	0.00								
	UNE DSO Channelization Capacities (D4 Channel Bank Configurations)															
	24 DSO Channel Capacity - 1 per DS1			UEPMG	VUM24	118.06	0.00	0.00				11.90			1.83	
	48 DSO Channel Capacity - 1 per 2 DS1s			UEPMG	VUM48	236.12	0.00	0.00				11.90			1.83	
	96 DSO Channel Capacity -1per 4 DS1s			UEPMG	VUM96	472.24	0.00	0.00				11.90			1.83	
	144 DSO Channel Capacity - 1 per 6 DS1s			UEPMG	VUM14	708.36	0.00	0.00				11.90			1.83	
	192 DSO Channel Capacity -1 per 8 DS1s			UEPMG	VUM19	944.48	0.00	0.00				11.90			1.83	
	240 DSO Channel Capacity - 1 per 10 DS1s			UEPMG	VUM20	1,180.60	0.00	0.00				11.90			1.83	

UNBUNDLED NETWORK ELEMENTS - Florida												Attachment: 2		Exhibit: B		
CATEGORY	RATE ELEMENTS	Interim	Zone	BCS	USOC	RATES(\$)				Svc Order Submitted Elec per LSR	Svc Order Submitted Manually per LSR	Incremental Charge - Manual Svc Order vs. Electronic-1st	Incremental Charge - Manual Svc Order vs. Electronic-Add'l	Incremental Charge - Manual Svc Order vs. Electronic-Disc 1st	Incremental Charge - Manual Svc Order vs. Electronic-Disc Add'l	
							Nonrecurring		Nonrecurring Disconnect		OSS Rates(\$)					
						Rec	First	Add'l	First	Add'l	SOME C	SOMAN	SOMAN	SOMAN	SOMAN	SOMAN
	288 DSO Channel Capacity - 1 per 12 DS1s			UEPMG	VUM28	1,416.72	0.00	0.00				11.90				1.83
	384 DSO Channel Capacity - 1 per 16 DS1s			UEPMG	VUM38	1,888.96	0.00	0.00				11.90				1.83
	480 DSO Channel Capacity - 1 per 20 DS1s			UEPMG	VUM40	2,361.20	0.00	0.00				11.90				1.83
	576 DSO Channel Capacity -1 per 24 DS1s			UEPMG	VUM57	2,833.44	0.00	0.00				11.90				1.83
	672 DSO Channel Capacity - 1 per 28 DS1s			UEPMG	VUM67	3,305.68	0.00	0.00				11.90				1.83
Non-Recurring Charges (NRC) Associated with 4-Wire DS1 Loop with Channelization with Port - Conversion Charge Based on a System																
A Minimum System configuration is One (1) DS1, One (1) D4 Channel Bank, and Up To 24 DSO Ports with Feature Activations.																
Multiples of this configuration functioning as one are considered Add'l after the minimum system configuration is counted.																
	NRC - Conversion (Currently Combined) with or without BellSouth Allowed Changes - Top 8 MSAs Only			UEPMG	USAC4	0.00	450.00	50.00				11.90				
System Additions Where Currently Combined and New (Not Currently Combined) In Top 8 MSAs and AL, FL, and NC Only																
	1 DS1/D4 Channel Bank - Add NRC for each Port and Assoc Fea Activation -			UEPMG	VUMD4	0.00	950.00	600.00	200.00	30.00		11.90				
Bipolar 8 Zero Substitution																
	Clear Channel Capability Format, superframe - Subsequent Activity Only			UEPMG	CCOSF	0.00	0.00	655.00				11.90				
	Clear Channel Capability Format - Extended Superframe - Subsequent Activity Only			UEPMG	CCOEF	0.00	0.00	655.00				11.90				
Alternate Mark Inversion (AMI)																
	Superframe Format			UEPMG	MCOSF	0.00	0.00	0.00								
	Extended Superframe Format			UEPMG	MCOPO	0.00	0.00	0.00								
Exchange Ports Associated with 4-Wire DS1 Loop with Channelization with Port																
Exchange Ports																
	Line Side Combination Channelized PBX Trunk Port - Business			UEPPX	UEPCX	14.00	0.00	0.00	0.00	0.00		11.90				1.83
	Line Side Outward Channelized PBX Trunk Port - Business			UEPPX	UEPOX	14.00	0.00	0.00	0.00	0.00		11.90				1.83
	Line Side Inward Only Channelized PBX Trunk Port without DID			UEPPX	UEP1X	14.00	0.00	0.00	0.00	0.00		11.90				1.83
	2-Wire Trunk Side Unbundled Channelized DID Trunk Port			UEPPX	UEPDM	55.00	0.00	0.00	0.00	0.00		11.90				1.83
Feature Activations - Unbundled Loop Concentration																
	Feature (Service) Activation for each Line Side Port Terminated in D4 Bank			UEPPX	1PQWM	0.66	40.00	20.00	6.00	5.00		11.90				1.83
	Feature (Service) Activation for each Trunk Side Port Terminated in D4 Bank			UEPPX	1PQWU	0.66	110.00	30.00	65.00	20.00		11.90				1.83
Telephone Number/ Group Establishment Charges for DID Service																
	DID Trunk Termination (1 per Port)			UEPPX	NDT	0.00	0.00	0.00				11.90				
	Estab Trk Grp and Provide 1st 20 DID Nos. (FL, GA, NC, & SC)			UEPPX	NDZ	0.00	0.00	0.00				11.90				
	DID Numbers - groups of 20- Valid all States			UEPPX	ND4	0.00	0.00	0.00				11.90				
	Non-Consecutive DID Numbers - per number			UEPPX	ND5	0.00	0.00	0.00				11.90				
	Reserve Non-Consecutive DID Numbers			UEPPX	ND6	0.00	0.00	0.00				11.90				
	Reserve DID Numbers			UEPPX	NDV	0.00	0.00	0.00				11.90				
Local Number Portability																
	Local Number Portability - 1 per port			UEPPX	LNPCP	3.15	0.00	0.00								
FEATURES - Vertical and Optional																
Local Switching Features Offered with Line Side Ports Only																
	All Features Available			UEPPX	UEPVF	2.26	0.00	0.00				11.90				1.83
UNBUNDLED CENTREX PORT/LOOP COMBINATIONS - COST BASED RATES																
1. Cost Based Rates are applied where BellSouth is required by FCC and/or State Commission rule to provide Unbundled Local Switching or Switch Ports.																
2. Features shall apply to the Unbundled Port/Loop Combination - Cost Based Rate section in the same manner as they are applied to the Stand-Alone Unbundled Port section of this Rate Exhibit.																
3. End Office and Tandem Switching Usage and Common Transport Usage rates in the Port section of this rate exhibit shall apply to all combinations of loop/port network elements except for UNE Coin Port/Loop Combinations.																
For Georgia, Kentucky, Louisiana, Mississippi and Tennessee, the recurring UNE Port and Loop charges listed apply to Currently Combined and Not Currently Combined Combos. The the first and additional Port nonrecurring charges apply to Not Currently Combined Combos for all states. In GA, KY, LA, MS and TN these nonrecurring charges are commission ordered cost based rates and in AL, FL, NC and SC these nonrecurring charges are Market Rates and are listed in the Market Rate section. For Currently Combined Combos in all other states, the nonrecurring charges shall be those identified in the Nonrecurring - Currently Combined sections.																
5. Market Rates for Unbundled Centrex Port/Loop Combination will be negotiated on an Individual Case Basis, until further notice.																
UNE-P CENTREX - 1AESS - (Valid in AL, FL, GA, KY, LA, MS, & TN only)																
2-Wire VG Loop/2-Wire Voice Grade Port (Centrex) Combo																
UNE Port/Loop Combination Rates (Non-Design)																

UNBUNDLED NETWORK ELEMENTS - Florida												Attachment: 2		Exhibit: B			
CATEGORY	RATE ELEMENTS		Interim	Zone	BCS	USOC	RATES(\$)			Svc Order Submitted Elec per LSR	Svc Order Submitted Manually per LSR	Incremental Charge - Manual Svc Order vs. Electronic-1st	Incremental Charge - Manual Svc Order vs. Electronic-Add'l	Incremental Charge - Manual Svc Order vs. Electronic-Disc 1st	Incremental Charge - Manual Svc Order vs. Electronic-Disc Add'l		
							Rec	Nonrecurring		Nonrecurring Disconnect		OSS Rates(\$)					
								First	Add'l	First	Add'l	SOME C	SOMAN	SOMAN	SOMAN	SOMAN	SOMAN
		2-Wire VG Loop/2-Wire Voice Grade Port (Centrex) Port Combo - Non-Design		1	UEP91		14.11										
		2-Wire VG Loop/2-Wire Voice Grade Port (Centrex)Port Combo - Non-Design		2	UEP91		18.23										
		2-Wire VG Loop/2-Wire Voice Grade Port (Centrex)Port Combo - Non-Design		3	UEP91		33.04										
UNE Port/Loop Combination Rates (Design)																	
		2-Wire VG Loop/2-Wire Voice Grade Port (Centrex) Port Combo - Design		1	UEP91		16.53										
		2-Wire VG Loop/2-Wire Voice Grade Port (Centrex)Port Combo - Design		2	UEP91		21.60										
		2-Wire VG Loop/2-Wire Voice Grade Port (Centrex)Port Combo - Design		3	UEP91		37.85										
UNE Loop Rate																	
		2-Wire Voice Grade Loop (SL 1) - Zone 1		1	UEP91	UECS1	12.94										
		2-Wire Voice Grade Loop (SL 1) - Zone 2		2	UEP91	UECS1	17.06										
		2-Wire Voice Grade Loop (SL 1) - Zone 3		3	UEP91	UECS1	31.87										
		2-Wire Voice Grade Loop (SL 2) - Zone 1		1	UEP91	UECS2	15.36										
		2-Wire Voice Grade Loop (SL 2) - Zone 2		2	UEP91	UECS2	20.43										
		2-Wire Voice Grade Loop (SL 2) - Zone 3		3	UEP91	UECS2	36.68										
UNE Ports																	
All States (Except North Carolina and Sout Carolina)																	
		2-Wire Voice Grade Port (Centrex) Basic Local Area			UEP91	UEPYA	1.17						11.90				
		2-Wire Voice Grade Port (Centrex 800 termination)Basic Local Area			UEP91	UEPYB	1.17						11.90				
		2-Wire Voice Grade Port (Centrex with Caller ID)1Basic Local Area			UEP91	UEPYH	1.17						11.90				
		2-Wire Voice Grade Port (Centrex from diff Serving Wire Center)2 Basic Local Area			UEP91	UEPYM	1.17						11.90				
		2-Wire Voice Grade Port, Diff Serving Wire Center - 800 Service Term - Basic Local Area			UEP91	UEPYZ	1.17						11.90				
		2-Wire Voice Grade Port terminated in on Megalink or equivalent - Basic Local Area			UEP91	UEPY9	1.17						11.90				
		2-Wire Voice Grade Port Terminated on 800 Service Term - Basic Local Area			UEP91	UEPY2	1.17						11.90				
Georgia and Florida Only																	
		2-Wire Voice Grade Port (Centrex)			UEP91	UEPHA	1.17						11.90				
		2-Wire Voice Grade Port (Centrex 800 termination)			UEP91	UEPHB	1.17						11.90				
		2-Wire Voice Grade Port (Centrex with Caller ID)1			UEP91	UEPHH	1.17						11.90				
		2-Wire Voice Grade Port (Centrex from diff Serving Wire Center)2			UEP91	UEPHM	1.17						11.90				
		2-Wire Voice Grade Port, Diff Serving Wire Center - 800 Service Term			UEP91	UEPHZ	1.17						11.90				
		2-Wire Voice Grade Port terminated in on Megalink or equivalent			UEP91	UEPH9	1.17						11.90				
		2-Wire Voice Grade Port Terminated on 800 Service Term			UEP91	UEPH2	1.17						11.90				
Local Switching																	
		Centrex Intercom Funtionality, per port			UEP91	URECS	0.7384										
Local Number Portability																	
		Local Number Portability (1 per port)			UEP91	LNPC	0.35										
Features																	
		All Standard Features Offered, per port			UEP91	UEPVF	2.26						11.90				
		All Select Features Offered, per port			UEP91	UEPVS	0.00	370.70					11.90				
		All Centrex Control Features Offered, per port			UEP91	UEPVC	2.26						11.90				
NARS																	
		Unbundled Network Access Register - Combination			UEP91	UARCX	0.00	0.00	0.00				11.90				
		Unbundled Network Access Register - Indial			UEP91	UAR1X	0.00	0.00	0.00				11.90				
		Unbundled Network Access Register - Outdial			UEP91	UARO X	0.00	0.00	0.00				11.90				
Miscellaneous Terminations																	

UNBUNDLED NETWORK ELEMENTS - Florida												Attachment: 2		Exhibit: B		
CATEGORY	RATE ELEMENTS	Interim	Zone	BCS	USOC	RATES(\$)				Svc Order Submitted Elec per LSR	Svc Order Submitted Manually per LSR	Incremental Charge - Manual Svc Order vs. Electronic-1st	Incremental Charge - Manual Svc Order vs. Electronic-Add'l	Incremental Charge - Manual Svc Order vs. Electronic-Disc 1st	Incremental Charge - Manual Svc Order vs. Electronic-Disc Add'l	
						Rec	Nonrecurring		Nonrecurring Disconnect		OSS Rates(\$)					
							First	Add'l	First	Add'l	SOME C	SOMAN	SOMAN	SOMAN	SOMAN	SOMAN
	2-Wire Trunk Side															
	Trunk Side Terminations, each			UEP91	CENA6	8.81										
	Interoffice Channel Mileage - 2-Wire															
	Interoffice Channel Facilities Termination - Voice Grade			UEP91	MIGBC	25.32										
	Interoffice Channel mileage, per mile or fraction of mile			UEP91	MIGBM	0.0091										
	Feature Activations (DS0) Centrex Loops on Channelized DS1 Service															
	D4 Channel Bank Feature Activations															
	Feature Activation on D-4 Channel Bank Centrex Loop Slot			UEP91	1PQWS	0.66										
	Feature Activation on D-4 Channel Bank FX line Side Loop Slot			UEP91	1PQW6	0.66										
	Feature Activation on D-4 Channel Bank FX Trunk Side Loop Slot			UEP91	1PQW7	0.66										
	Feature Activation on D-4 Channel Bank Centrex Loop Slot - Different Wire Center			UEP91	1PQWP	0.66										
	Feature Activation on D-4 Channel Bank Private Line Loop Slot			UEP91	1PQWV	0.66										
	Feature Activation on D-4 Channel Bank Tjlie Line/Trunk Loop Slot			UEP91	1PQWQ	0.66										
	Feature Activation on D-4 Channel Bank WATS Loop Slot			UEP91	1PQWA	0.66										
	Non-Recurring Charges (NRC) Associated with UNE-P Centrex															
	Conversion - Currently Combined Switch-As-Is with allowed changes, per port			UEP91	USAC2		21.50	8.42				11.90				
	Conversion of Existing Centrex Common Block			UEP91	USACN		5.17	8.32				11.90				
	New Centrex Standard Common Block			UEP91	M1ACS	0.00	618.82					11.90				
	New Centrex Customized Common Block			UEP91	M1ACC	0.00	618.82					11.90				
	Secondary Block, per Block			UEP91	M2CC1	0.00	71.31					11.90				
	NAR Establishment Charge, Per Occasion			UEP91	URECA	0.00	66.48					11.90				
	UNE-P CENTREX - 5ESS (Valid in All States)															
	2-Wire VG Loop/2-Wire Voice Grade Port (Centrex) Combo															
	UNE Port/Loop Combination Rates (Non-Design)															
	2-Wire VG Loop/2-Wire Voice Grade Port (Centrex) Port Combo - Non-Design		1	UEP95		14.11										
	2-Wire VG Loop/2-Wire Voice Grade Port (Centrex)Port Combo - Non-Design		2	UEP95		18.23										
	2-Wire VG Loop/2-Wire Voice Grade Port (Centrex)Port Combo - Non-Design		3	UEP95		33.04										
	UNE Port/Loop Combination Rates (Design)															
	2-Wire VG Loop/2-Wire Voice Grade Port (Centrex) Port Combo - Design		1	UEP95		16.53										
	2-Wire VG Loop/2-Wire Voice Grade Port (Centrex)Port Combo - Design		2	UEP95		21.60										
	2-Wire VG Loop/2-Wire Voice Grade Port (Centrex)Port Combo - Design		3	UEP95		37.85										
	UNE Loop Rate															
	2-Wire Voice Grade Loop (SL 1) - Zone 1		1	UEP95	UECS1	12.94										
	2-Wire Voice Grade Loop (SL 1) - Zone 2		2	UEP95	UECS1	17.06										
	2-Wire Voice Grade Loop (SL 1) - Zone 3		3	UEP95	UECS1	31.87										
	2-Wire Voice Grade Loop (SL 2) - Zone 1		1	UEP95	UECS2	15.36										
	2-Wire Voice Grade Loop (SL 2) - Zone 2		2	UEP95	UECS2	20.43										
	2-Wire Voice Grade Loop (SL 2) - Zone 3		3	UEP95	UECS2	36.68										
	UNE Port Rate															
	All States															
	2-Wire Voice Grade Port (Centrex) Basic Local Area			UEP95	UEPYA	1.17						11.90				
	2-Wire Voice Grade Port (Centrex 800 termination)			UEP95	UEPYB	1.17						11.90				
	2-Wire Voice Grade Port (Centrex with Caller ID)1Basic Local Area			UEP95	UEPYH	1.17						11.90				
	2-Wire Voice Grade Port (Centrex from diff Serving Wire Center)2 Basic Local Area			UEP95	UEPYM	1.17						11.90				

UNBUNDLED NETWORK ELEMENTS - Florida												Attachment: 2		Exhibit: B			
CATEGORY	RATE ELEMENTS		Interim	Zone	BCS	USOC	RATES(\$)				Svc Order Submitted Elec per LSR	Svc Order Submitted Manually per LSR	Incremental Charge - Manual Svc Order vs. Electronic-1st	Incremental Charge - Manual Svc Order vs. Electronic-Add'l	Incremental Charge - Manual Svc Order vs. Electronic-Disc 1st	Incremental Charge - Manual Svc Order vs. Electronic-Disc Add'l	
								Nonrecurring		Nonrecurring Disconnect		OSS Rates(\$)					
							Rec	First	Add'l	First	Add'l	SOMEc	SOMAN	SOMAN	SOMAN	SOMAN	SOMAN
		2-Wire Voice Grade Port, Diff Serving Wire Center - 800 Service Term - Basic Local Area			UEP95	UEPYZ	1.17						11.90				
		2-Wire Voice Grade Port terminated in on Megalink or equivalent - Basic Local Area			UEP95	UEPY9	1.17						11.90				
		2-Wire Voice Grade Port Terminated on 800 Service Term - Basic Local Area			UEP95	UEPY2	1.17						11.90				
		AL, KY, LA, MS, SC, & TN Only															
		FL & GA Only															
		2-Wire Voice Grade Port (Centrex)			UEP95	UEPHA	1.17						11.90				
		2-Wire Voice Grade Port (Centrex 800 termination)			UEP95	UEPHB	1.17						11.90				
		2-Wire Voice Grade Port (Centrex with Caller ID)1			UEP95	UEPHH	1.17						11.90				
		2-Wire Voice Grade Port (Centrex from diff Serving Wire Center)2			UEP95	UEPHM	1.17						11.90				
		2-Wire Voice Grade Port, Diff Serving Wire Center - 800 Service Term			UEP95	UEPHZ	1.17						11.90				
		2-Wire Voice Grade Port terminated in on Megalink or equivalent			UEP95	UEPH9	1.17						11.90				
		2-Wire Voice Grade Port Terminated on 800 Service Term			UEP95	UEPH2	1.17						11.90				
		Local Switching															
		Centrex Intercom Funtionalty, per port			UEP95	URECS	0.7384										
		Local Number Portability															
		Local Number Portability (1 per port)			UEP95	LNPCC	0.35										
		Features															
		All Standard Features Offered, per port			UEP95	UEPVF	2.26										
		All Select Features Offered, per port			UEP95	UEPVS	0.00	370.70					11.90				
		All Centrex Control Features Offered, per port			UEP95	UEPVC	2.26										
		NARS															
		Unbundled Network Access Register - Combination			UEP95	UARCX	0.00	0.00	0.00				11.90				
		Unbundled Network Access Register - Indial			UEP95	UAR1X	0.00	0.00	0.00				11.90				
		Unbundled Network Access Register - Outdial			UEP95	UAROX	0.00	0.00	0.00				11.90				
		Miscellaneous Terminations															
		2-Wire Trunk Side															
		Trunk Side Terminations, each			UEP95	CEND6	8.81										
		4-Wire Digital (1.544 Megabits)															
		DS1 Circuit Terminations, each			UEP95	M1HD1	54.95										
		DS0 Channels Activated, each			UEP95	M1HDO	0.00	15.69					11.90				
		Interoffice Channel Mileage - 2-Wire															
		Interoffice Channel Facilities Termination			UEP95	MIGBC	25.32										
		Interoffice Channel mileage, per mile or fraction of mile			UEP95	MIGBM	0.0091										
		Feature Activations (DS0) Centrex Loops on Channelized DS1 Service															
			D4 Channel Bank Feature Activations														
		Feature Activation on D-4 Channel Bank Centrex Loop Slot			UEP95	1PQWS	0.66										
		Feature Activation on D-4 Channel Bank FX line Side Loop Slot			UEP95	1PQW6	0.66										
		Feature Activation on D-4 Channel Bank FX Trunk Side Loop Slot			UEP95	1PQW7	0.66										
		Feature Activation on D-4 Channel Bank Centrex Loop Slot - Different Wire Center			UEP95	1PQWP	0.66										
		Feature Activation on D-4 Channel Bank Private Line Loop Slot			UEP95	1PQWV	0.66										
		Feature Activation on D-4 Channel Bank Tjlie Line/Trunk Loop Slot			UEP95	1PQWQ	0.66										
		Feature Activation on D-4 Channel Bank WATS Loop Slot			UEP95	1PQWA	0.66										
			Non-Recurring Charges (NRC) Associated with UNE-P Centrex														
		NRC Conversion Currently Combined Switch-As-Is with allowed changes, per port			UEP95	USAC2	0.00	21.50	8.42				11.90				
		Conversion of Existing Centrex Common Block, each			UEP95	USACN		5.17	8.32				11.90				
		New Centrex Standard Common Block			UEP95	M1ACS	0.00	618.82					11.90				
		New Centrex Customized Common Block			UEP95	M1ACC	0.00	618.82					11.90				

UNBUNDLED NETWORK ELEMENTS - Florida											Attachment: 2		Exhibit: B			
CATEGORY	RATE ELEMENTS		Interim	Zone	BCS	USOC	RATES(\$)				Svc Order Submitted Elec per LSR	Svc Order Submitted Manually per LSR	Incremental Charge - Manual Svc Order vs. Electronic-1st	Incremental Charge - Manual Svc Order vs. Electronic-Add'l	Incremental Charge - Manual Svc Order vs. Electronic-Disc 1st	Incremental Charge - Manual Svc Order vs. Electronic-Disc Add'l
							Rec	Nonrecurring		Nonrecurring Disconnect		OSS Rates(\$)				
								First	Add'l	First	Add'l	SOME C	SOMAN	SOMAN	SOMAN	SOMAN
		NAR Establishment Charge, Per Occasion			UEP95	URECA	0.00	66.48				11.90				
		UNE-P CENTREX - DMS100 (Valid in All States)														
		2-Wire VG Loop/2-Wire Voice Grade Port (Centrex) Combo														
		UNE Port/Loop Combination Rates (Non-Design)														
		2-Wire VG Loop/2-Wire Voice Grade Port (Centrex) Port Combo - Non-Design		1	UEP9D		14.11									
		2-Wire VG Loop/2-Wire Voice Grade Port (Centrex)Port Combo - Non-Design		2	UEP9D		18.23									
		2-Wire VG Loop/2-Wire Voice Grade Port (Centrex)Port Combo - Non-Design		3	UEP9D		33.04									
		UNE Port/Loop Combination Rates (Design)														
		2-Wire VG Loop/2-Wire Voice Grade Port (Centrex) Port Combo - Design		1	UEP9D		16.53									
		2-Wire VG Loop/2-Wire Voice Grade Port (Centrex)Port Combo - Design		2	UEP9D		21.60									
		2-Wire VG Loop/2-Wire Voice Grade Port (Centrex)Port Combo - Design		3	UEP9D		37.85									
		UNE Loop Rate														
		2-Wire Voice Grade Loop (SL 1) - Zone 1		1	UEP9D	UECS1	12.94									
		2-Wire Voice Grade Loop (SL 1) - Zone 2		2	UEP9D	UECS1	17.06									
		2-Wire Voice Grade Loop (SL 1) - Zone 3		3	UEP9D	UECS1	31.87									
		2-Wire Voice Grade Loop (SL 2) - Zone 1		1	UEP9D	UECS2	15.36									
		2-Wire Voice Grade Loop (SL 2) - Zone 2		2	UEP9D	UECS2	20.43									
		2-Wire Voice Grade Loop (SL 2) - Zone 3		3	UEP9D	UECS2	36.68									
		UNE Port Rate														
		ALL STATES														
		2-Wire Voice Grade Port (Centrex) Basic Local Area			UEP9D	UEPYA	1.17					11.90				
		2-Wire Voice Grade Port (Centrex 800 termination)Basic Local Area			UEP9D	UEPYB	1.17					11.90				
		2-Wire Voice Grade Port (Centrex / EBS-PSET)3Basic Local Area			UEP9D	UEPYC	1.17					11.90				
		2-Wire Voice Grade Port (Centrex / EBS-M5009)3Basic Local Area			UEP9D	UEPYD	1.17					11.90				
		2-Wire Voice Grade Port (Centrex / EBS-M5209)3 Basic Local Area			UEP9D	UEPYE	1.17					11.90				
		2-Wire Voice Grade Port (Centrex / EBS-M5112)3 Basic Local Area			UEP9D	UEPYF	1.17					11.90				
		2-Wire Voice Grade Port (Centrex / EBS-M5312)3Basic Local Area			UEP9D	UEPYG	1.17					11.90				
		2-Wire Voice Grade Port (Centrex / EBS-M5008)3 Basic Local Area			UEP9D	UEPYT	1.17					11.90				
		2-Wire Voice Grade Port (Centrex / EBS-M5208)3 Basic Local Area			UEP9D	UEPYU	1.17					11.90				
		2-Wire Voice Grade Port (Centrex / EBS-M5216)3 Basic Local Area			UEP9D	UEPYV	1.17					11.90				
		2-Wire Voice Grade Port (Centrex / EBS-M5316)3 Basic Local Area			UEP9D	UEPY3	1.17					11.90				
		2-Wire Voice Grade Port (Centrex with Caller ID) Basic Local Area			UEP9D	UEPYH	1.17					11.90				
		2-Wire Voice Grade Port (Centrex/Caller ID/Msg Wtg Lamp Indication))3 Basic Local Area			UEP9D	UEPYW	1.17					11.90				
		2-Wire Voice Grade Port (Centrex/Msg Wtg Lamp Indication))3 Basic Local Area			UEP9D	UEPYJ	1.17					11.90				
		2-Wire Voice Grade Port (Centrex from diff Serving Wire Center) 2 Basic Local Area			UEP9D	UEPYM	1.17					11.90				
		2-Wire Voice Grade Port (Centrex/differ SWC /EBS-PSET)2, 3 Basic Local Area			UEP9D	UEPYO	1.17					11.90				
		2-Wire Voice Grade Port (Centrex/differ SWC /EBS-M5009)2, 3 Basic Local Area			UEP9D	UEPYP	1.17					11.90				

UNBUNDLED NETWORK ELEMENTS - Florida												Attachment: 2		Exhibit: B		
CATEGORY		RATE ELEMENTS	Interim	Zone	BCS	USOC	RATES(\$)				Svc Order Submitted Elec per LSR	Svc Order Submitted Manually per LSR	Incremental Charge - Manual Svc Order vs. Electronic-1st	Incremental Charge - Manual Svc Order vs. Electronic-Add'l	Incremental Charge - Manual Svc Order vs. Electronic-Disc 1st	Incremental Charge - Manual Svc Order vs. Electronic-Disc Add'l
							Rec	Nonrecurring		Nonrecurring Disconnect		OSS Rates(\$)				
								First	Add'l	First	Add'l	SOME C	SOMAN	SOMAN	SOMAN	SOMAN
		2-Wire Voice Grade Port (Centrex/differ SWC /EBS-5209)2, 3 Basic Local Area			UEP9D	UEPYQ	1.17						11.90			
		2-Wire Voice Grade Port (Centrex/differ SWC /EBS-M5112)2, 3 Basic Local Area			UEP9D	UEPYR	1.17						11.90			
		2-Wire Voice Grade Port (Centrex/differ SWC /EBS-M5312)2, 3 Basic Local Area			UEP9D	UEPYS	1.17						11.90			
		2-Wire Voice Grade Port (Centrex/differ SWC /EBS-M5008)2, 3 Basic Local Area			UEP9D	UEPY4	1.17						11.90			
		2-Wire Voice Grade Port (Centrex/differ SWC /EBS-M5208)2, 3 Basic Local Area			UEP9D	UEPY5	1.17						11.90			
		2-Wire Voice Grade Port (Centrex/differ SWC /EBS-M5216)2, 3 Basic Local Area			UEP9D	UEPY6	1.17						11.90			
		2-Wire Voice Grade Port (Centrex/differ SWC /EBS-M5316)2, 3 Basic Local Area			UEP9D	UEPY7	1.17						11.90			
		2-Wire Voice Grade Port, Diff Serving Wire Center - 800 Service Term			UEP9D	UEPYZ	1.17						11.90			
		2-Wire Voice Grade Port terminated in on Megalink or equivalent Basic Local Area			UEP9D	UEPY9	1.17						11.90			
		2-Wire Voice Grade Port Terminated on 800 Service Term Basic Local Area			UEP9D	UEPY2	1.17						11.90			
		FL & GA Only														
		2-Wire Voice Grade Port (Centrex)			UEP9D	UEPHA	1.17						11.90			
		2-Wire Voice Grade Port (Centrex 800 termination)			UEP9D	UEPHB	1.17						11.90			
		2-Wire Voice Grade Port (Centrex / EBS-PSET)3			UEP9D	UEPHC	1.17						11.90			
		2-Wire Voice Grade Port (Centrex / EBS-M5009)3			UEP9D	UEPHD	1.17						11.90			
		2-Wire Voice Grade Port (Centrex / EBS-M5209)3			UEP9D	UEPHE	1.17						11.90			
		2-Wire Voice Grade Port (Centrex / EBS-M5112)3			UEP9D	UEPHF	1.17						11.90			
		2-Wire Voice Grade Port (Centrex / EBS-M5312)3			UEP9D	UEPHG	1.17						11.90			
		2-Wire Voice Grade Port (Centrex / EBS-M5008)3			UEP9D	UEPHI	1.17						11.90			
		2-Wire Voice Grade Port (Centrex / EBS-M5208)3			UEP9D	UEPHU	1.17						11.90			
		2-Wire Voice Grade Port (Centrex / EBS-M5216)3			UEP9D	UEPHV	1.17						11.90			
		2-Wire Voice Grade Port (Centrex / EBS-M5316)3			UEP9D	UEPH3	1.17						11.90			
		2-Wire Voice Grade Port (Centrex with Caller ID)			UEP9D	UEPHH	1.17						11.90			
		2-Wire Voice Grade Port (Centrex/Caller ID/Msg Wtg Lamp Indication)3			UEP9D	UEPHW	1.17						11.90			
		2-Wire Voice Grade Port (Centrex/Msg Wtg Lamp Indication)3			UEP9D	UEPHJ	1.17						11.90			
		2-Wire Voice Grade Port (Centrex from diff Serving Wire Center) 2			UEP9D	UEPHM	1.17						11.90			
		2-Wire Voice Grade Port (Centrex/differ SWC /EBS-PSET)2, 3			UEP9D	UEPHO	1.17						11.90			
		2-Wire Voice Grade Port (Centrex/differ SWC /EBS-M5009)2, 3			UEP9D	UEPHP	1.17						11.90			
		2-Wire Voice Grade Port (Centrex/differ SWC /EBS-5209)2, 3			UEP9D	UEPHQ	1.17						11.90			
		2-Wire Voice Grade Port (Centrex/differ SWC /EBS-M5112)2, 3			UEP9D	UEPHR	1.17						11.90			
		2-Wire Voice Grade Port (Centrex/differ SWC /EBS-M5312)2, 3			UEP9D	UEPHS	1.17						11.90			
		2-Wire Voice Grade Port (Centrex/differ SWC /EBS-M5008)2, 3			UEP9D	UEPH4	1.17						11.90			
		2-Wire Voice Grade Port (Centrex/differ SWC /EBS-M5208)2, 3			UEP9D	UEPH5	1.17						11.90			
		2-Wire Voice Grade Port (Centrex/differ SWC /EBS-M5216)2, 3			UEP9D	UEPH6	1.17						11.90			
		2-Wire Voice Grade Port (Centrex/differ SWC /EBS-M5316)2, 3			UEP9D	UEPH7	1.17						11.90			
		2-Wire Voice Grade Port, Diff Serving Wire Center - 800 Service Term			UEP9D	UEPHZ	1.17						11.90			
		2-Wire Voice Grade Port terminated in on Megalink or equivalent			UEP9D	UEPH9	1.17						11.90			
		2-Wire Voice Grade Port Terminated on 800 Service Term			UEP9D	UEPH2	1.17						11.90			

UNBUNDLED NETWORK ELEMENTS - Florida												Attachment: 2		Exhibit: B			
CATEGORY	RATE ELEMENTS		Interim	Zone	BCS	USOC	RATES(\$)				Svc Order Submitted Elec per LSR	Svc Order Submitted Manually per LSR	Incremental Charge - Manual Svc Order vs. Electronic-1st	Incremental Charge - Manual Svc Order vs. Electronic-Add'l	Incremental Charge - Manual Svc Order vs. Electronic-Disc 1st	Incremental Charge - Manual Svc Order vs. Electronic-Disc Add'l	
								Nonrecurring		Nonrecurring Disconnect		OSS Rates(\$)					
							Rec	First	Add'l	First	Add'l	SOMEc	SOMAN	SOMAN	SOMAN	SOMAN	SOMAN
	Local Switching																
		Centrex Intercom Functionality, per port			UEP9D	URECS	0.7384										
	Local Number Portability																
		Local Number Portability (1 per port)			UEP9D	LNPCc	0.35										
	Features																
		All Standard Features Offered, per port			UEP9D	UEPVF	2.26										
		All Select Features Offered, per port			UEP9D	UEPVS	0.00	370.70				11.90					
		All Centrex Control Features Offered, per port			UEP9D	UEPVC	2.26										
	NARS																
		Unbundled Network Access Register - Combination			UEP9D	UARCX	0.00	0.00	0.00			11.90					
		Unbundled Network Access Register - Inward			UEP9D	UAR1X	0.00	0.00	0.00			11.90					
		Unbundled Network Access Register - Outdial			UEP9D	UAROx	0.00	0.00	0.00			11.90					
	Miscellaneous Terminations																
	2-Wire Trunk Side																
		Trunk Side Terminations, each			UEP9D	CEND6	8.81										
	4-Wire Digital (1.544 Megabits)																
		DS1 Circuit Terminations, each			UEP9D	M1HD1	54.95										
		DS0 Channels Activated per Channel			UEP9D	M1HDO	0.00	15.69				11.90					
	Interoffice Channel Mileage - 2-Wire																
		Interoffice Channel Facilities Termination			UEP9D	MIGBC	25.32										
		Interoffice Channel mileage, per mile or fraction of mile			UEP9D	MIGBM	0.0091										
	Feature Activations (DS0) Centrex Loops on Channelized DS1 Service																
	D4 Channel Bank Feature Activations																
		Feature Activation on D-4 Channel Bank Centrex Loop Slot			UEP9D	1PQWS	0.66										
		Feature Activation on D-4 Channel Bank FX line Side Loop Slot			UEP9D	1PQW6	0.66										
		Feature Activation on D-4 Channel Bank FX Trunk Side Loop Slot			UEP9D	1PQW7	0.66										
		Feature Activation on D-4 Channel Bank Centrex Loop Slot - Different Wire Center			UEP9D	1PQWP	0.66										
		Feature Activation on D-4 Channel Bank Private Line Loop Slot			UEP9D	1PQWV	0.66										
		Feature Activation on D-4 Channel Bank Tjlie Line/Trunk Loop Slot			UEP9D	1PQWQ	0.66										
		Feature Activation on D-4 Channel Bank WATS Loop Slot			UEP9D	1PQWA	0.66										
	Non-Recurring Charges (NRC) Associated with UNE-P Centrex																
		NRC Conversion Currently Combined Switch-As-Is with allowed changes, per port			UEP9D	USAC2		21.50	8.42			11.90					
		Conversion of existing Centrex Common Block, each			UEP9D	USACN		5.17	8.32			11.90					
		New Centrex Standard Common Block			UEP9D	M1ACS	0.00	618.82				11.90					
		New Centrex Customized Common Block			UEP9D	M1ACC	0.00	618.82				11.90					
		NAR Establishment Charge, Per Occasion			UEP9D	URECA	0.00	66.48				11.90					
	UNE-P CENTREX - EWSD (Valid in AL, FL, KY, LA, MS & TN)																
	2-Wire VG Loop/2-Wire Voice Grade Port (Centrex) Combo																
	UNE Port/Loop Combination Rates (Non-Design)																
		2-Wire VG Loop/2-Wire Voice Grade Port (Centrex) Port Combo - Non-Design		1	UEP9E		14.11										
		2-Wire VG Loop/2-Wire Voice Grade Port (Centrex)Port Combo - Non-Design		2	UEP9E		18.23										
		2-Wire VG Loop/2-Wire Voice Grade Port (Centrex)Port Combo - Non-Design		3	UEP9E		33.04										
	UNE Port/Loop Combination Rates (Design)																
		2-Wire VG Loop/2-Wire Voice Grade Port (Centrex) Port Combo - Design		1	UEP9E		16.53										
		2-Wire VG Loop/2-Wire Voice Grade Port (Centrex)Port Combo - Design		2	UEP9E		21.60										
		2-Wire VG Loop/2-Wire Voice Grade Port (Centrex)Port Combo - Design		3	UEP9E		37.85										
	UNE Loop Rate																

UNBUNDLED NETWORK ELEMENTS - Florida												Attachment: 2		Exhibit: B		
CATEGORY	RATE ELEMENTS	Interim	Zone	BCS	USOC	RATES(\$)				Svc Order Submitted Elec per LSR	Svc Order Submitted Manually per LSR	Incremental Charge - Manual Svc Order vs. Electronic-1st	Incremental Charge - Manual Svc Order vs. Electronic-Add'l	Incremental Charge - Manual Svc Order vs. Electronic-Disc 1st	Incremental Charge - Manual Svc Order vs. Electronic-Disc Add'l	
							Nonrecurring		Nonrecurring Disconnect		OSS Rates(\$)					
						Rec	First	Add'l	First	Add'l	SOME C	SOMAN	SOMAN	SOMAN	SOMAN	SOMAN
	2-Wire Voice Grade Loop (SL 1) - Zone 1		1	UEP9E	UECS1	12.94										
	2-Wire Voice Grade Loop (SL 1) - Zone 2		2	UEP9E	UECS1	17.06										
	2-Wire Voice Grade Loop (SL 1) - Zone 3		3	UEP9E	UECS1	31.87										
	2-Wire Voice Grade Loop (SL 2) - Zone 1		1	UEP9E	UECS2	15.36										
	2-Wire Voice Grade Loop (SL 2) - Zone 2		2	UEP9E	UECS2	20.43										
	2-Wire Voice Grade Loop (SL 2) - Zone 3		3	UEP9E	UECS2	36.68										
	UNE Port Rate															
	AL, FL, KY, LA, MS, & TN only															
	2-Wire Voice Grade Port (Centrex) Basic Local Area			UEP9E	UEPYA	1.17						11.90				
	2-Wire Voice Grade Port (Centrex 800 termination)Basic Local Area			UEP9E	UEPYB	1.17						11.90				
	2-Wire Voice Grade Port (Centrex with Caller ID)1Basic Local Area			UEP9E	UEPYH	1.17						11.90				
	2-Wire Voice Grade Port (Centrex from diff Serving Wire Center)2 Basic Local Area			UEP9E	UEPYM	1.17						11.90				
	2-Wire Voice Grade Port, Diff Serving Wire Center - 800 Service Term - Basic Local Area			UEP9E	UEPYZ	1.17						11.90				
	2-Wire Voice Grade Port terminated in on Megalink or equivalent - Basic Local Area			UEP9E	UEPY9	1.17						11.90				
	2-Wire Voice Grade Port Terminated on 800 Service Term - Basic Local Area			UEP9E	UEPY2	1.17						11.90				
	Florida Only															
	2-Wire Voice Grade Port (Centrex)			UEP9E	UEPHA	1.17						11.90				
	2-Wire Voice Grade Port (Centrex 800 termination)			UEP9E	UEPHB	1.17						11.90				
	2-Wire Voice Grade Port (Centrex with Caller ID)1			UEP9E	UEPHH	1.17						11.90				
	2-Wire Voice Grade Port (Centrex from diff Serving Wire Center)2			UEP9E	UEPHM	1.17						11.90				
	2-Wire Voice Grade Port, Diff Serving Wire Center - 800 Service Term			UEP9E	UEPHZ	1.17						11.90				
	2-Wire Voice Grade Port terminated in on Megalink or equivalent			UEP9E	UEPH9	1.17						11.90				
	2-Wire Voice Grade Port Terminated on 800 Service Term			UEP9E	UEPH2	1.17						11.90				
	Local Switching															
	Centrex Intercom Functionality, per port			UEP9E	URECS	0.7384										
	Local Number Portability															
	Local Number Portability (1 per port)			UEP9E	LNPC	0.35										
	Features															
	All Standard Features Offered, per port			UEP9E	UEPVF	2.26										
	All Select Features Offered, per port			UEP9E	UEPVS	0.00	370.70					11.90				
	All Centrex Control Features Offered, per port			UEP9E	UEPVC	2.26										
	NARS															
	Unbundled Network Access Register - Combination			UEP9E	UARCX	0.00	0.00	0.00				11.90				
	Unbundled Network Access Register - Indial			UEP9E	UAR1X	0.00	0.00	0.00				11.90				
	Unbundled Network Access Register - Outdial			UEP9E	UARO X	0.00	0.00	0.00				11.90				
	Miscellaneous Terminations															
	2-Wire Trunk Side															
	Trunk Side Terminations, each			UEP9E	CEND6	8.81										
	4-Wire Digital (1.544 Megabits)															
	DS1 Circuit Terminations, each			UEP9E	M1HD1	54.95										
	DS0 Channel Activated Per Channel			UEP9E	M1HDO	0.00	15.69					11.90				
	Interoffice Channel Mileage - 2-Wire															
	Interoffice Channel Facilities Termination			UEP9E	MIGBC	25.32										
	Interoffice Channel mileage, per mile or fraction of mile			UEP9E	MIGBM	0.0091										
	Feature Activations (DS0) Centrex Loops on Channelized DS1 Service															
	D4 Channel Bank Feature Activations															
	Feature Activation on D-4 Channel Bank Centrex Loop Slot			UEP9E	1PQWS	0.66										
	Feature Activation on D-4 Channel Bank FX line Side Loop Slot			UEP9E	1PQW6	0.66										

UNBUNDLED NETWORK ELEMENTS - Florida											Attachment: 2		Exhibit: B		
CATEGORY	RATE ELEMENTS	Interim	Zone	BCS	USOC	RATES(\$)				Svc Order Submitted Elec per LSR	Svc Order Submitted Manually per LSR	Incremental Charge - Manual Svc Order vs. Electronic-1st	Incremental Charge - Manual Svc Order vs. Electronic-Add'l	Incremental Charge - Manual Svc Order vs. Electronic-Disc 1st	Incremental Charge - Manual Svc Order vs. Electronic-Disc Add'l
							Nonrecurring		Nonrecurring Disconnect		OSS Rates(\$)				
						Rec	First	Add'l	First	Add'l	SOME C	SOMAN	SOMAN	SOMAN	SOMAN
	Feature Activation on D-4 Channel Bank FX Trunk Side Loop Slot			UEP9E	1PQW7	0.66									
	Feature Activation on D-4 Channel Bank Centrex Loop Slot - Different Wire Center			UEP9E	1PQWP	0.66									
	Feature Activation on D-4 Channel Bank Private Line Loop Slot			UEP9E	1PQWV	0.66									
	Feature Activation on D-4 Channel Bank Tjlie Line/Trunk Loop Slot			UEP9E	1PQWQ	0.66									
	Feature Activation on D-4 Channel Bank WATS Loop Slot			UEP9E	1PQWA	0.66									
	Non-Recurring Charges (NRC) Associated with UNE-P Centrex														
	NRC Conversion Currently Combined Switch-As-Is with allowed changes, per port			UEP9E	USAC2		21.50	8.42				11.90			
	Conversion of Existing Centrex Common Block, each			UEP9E	USACN		5.17	8.32				11.90			
	New Centrex Standard Common Block			UEP9E	M1ACS	0.00	618.82					11.90			
	New Centrex Customized Common Block			UEP9E	M1ACC	0.00	618.82					11.90			
	NAR Establishment Charge, Per Occasion			UEP9E	URECA	0.00	66.48					11.90			
	Note 1 - Required Port for Centrex Control in 1AESS, 5ESS & EWSD														
	Note 2 - Requires Interoffice Channel Mileage														
	Note 3 - Requires Specific Customer Premises Equipment														
	NOTE: Rates displaying an "R" in Interim column are interim and subject to rate true-up as set forth in General Terms and Conditions.														

UNBUNDLED NETWORK ELEMENTS - Georgia											Attachment: 2		Exhibit: B	
CATEGORY	RATE ELEMENTS	Interim	Zone	BCS	USOC	RATES(\$)			Svc Order Submitted Elec per LSR	Svc Order Submitted Manually per LSR	Incremental Charge - Manual Svc Order vs. Electronic-1st	Incremental Charge - Manual Svc Order vs. Electronic-Add'l	Incremental Charge - Manual Svc Order vs. Electronic-Disc 1st	Incremental Charge - Manual Svc Order vs. Electronic-Disc Add'l
						Rec	First	Add'l	First	Add'l	OSS Rates(\$)			
											SOMEC	SOMAN	SOMAN	SOMAN
The "Zone" shown in the sections for stand-alone loops or loops as part of a combination refers to Geographically Deaveraged UNE Zones. To view Geographically Deaveraged UNE Zone Designations by Central Office, refer to Internet Website: http://www.interconnection.bellsouth.com/become_a_clec/html/interconnection.htm														
OPERATIONAL SUPPORT SYSTEMS														
NOTE: (1) Electronic Service Order: CLEC should contact its contract negotiator if it prefers the state specific electronic service ordering charges as ordered by the State Commissions. The electronic service ordering charge currently contained in this rate exhibit is the BellSouth regional electronic service ordering charge. CLEC may elect either the state specific Commission ordered rates for the electronic service ordering charges, or CLEC may elect the regional electronic service ordering charge.														
NOTE: (2) Any element that can be ordered electronically will be billed according to the SOMEC rate listed in this category. Please refer to BellSouth's Business Rules for Local Ordering (BBR-LO) to determine if a product can be ordered electronically. For those elements that cannot be ordered electronically at present per the BBR-LO, the listed SOMEC rate in this category reflects the charge that would be billed to a CLEC once electronic ordering capabilities come on-line for that element. Otherwise, the manual ordering charge, SOMAN, will be applied to a CLEC's bill when it submits an LSR to BellSouth.														
	Electronic OSS Charge, per LSR, submitted via BST's OSS Interactive Interfaces (Regional)				SOMEC		3.50							
UNBUNDLED EXCHANGE ACCESS LOOP														
2-WIRE ANALOG VOICE GRADE LOOP														
	2-Wire Analog Voice Grade Loop - Service Level 1- Zone 1		1	UEANL	UEAL2	14.21	42.54	31.33			18.94	8.42		
	2-Wire Analog Voice Grade Loop - Service Level 1- Zone 2		2	UEANL	UEAL2	16.41	42.54	31.33			18.94	8.42		
	2-Wire Analog Voice Grade Loop - Service Level 1- Zone 3		3	UEANL	UEAL2	26.08	42.54	31.33			18.94	8.42		
	Loop Testing - Basic 1st Half Hour			UEANL	URET1		78.92	78.92			18.94	8.42		
	Loop Testing - Basic Additional Half Hour			UEANL	URETA		23.33	23.33			18.94	8.42		
	CLEC to CLEC Conversion Charge Without Outside Dispatch (UVL-SL1)			UEANL	UREWO		15.75	8.92			18.94	8.42		
	Engineering Information Document (EI)			UEANL			28.72	28.72						
	Manual Order Coordination for UVL-SL1s (per loop)			UEANL	UEAMC		16.11	16.11						
	Order Coordination for Specified Conversion Time for UVL-SL1 (per LSR)			UEANL	OCOSL		35.74	35.74						
2-WIRE UNBUNDLED COPPER LOOP														
	2-Wire Unbundled Copper Loop - Non-Designed Zone 1	I	1	UEQ	UEQ2X	11.02	44.69	22.40	25.65	7.06	18.94	8.42		
	2-Wire Unbundled Copper Loop - Non-Designed - Zone 2	I	2	UEQ	UEQ2X	12.72	44.69	22.40	25.65	7.06	18.94	8.42		
	2-Wire Unbundled Copper Loop - Non-Designed - Zone 3	I	3	UEQ	UEQ2X	20.22	44.69	22.40	25.65	7.06	18.94	8.42		
	Order Coordination 2 Wire Unbundled Copper Loop - Non-Designed (per loop)			UEQ	USBMC		16.11	16.11			18.94	8.42		
	Engineering Information Document			UEQ			28.72	28.72			18.94	8.42		
	Loop Testing - Basic 1st Half Hour			UEQ	URET1		78.92	78.92			18.94	8.42		
	Loop Testing - Basic Additional Half Hour			UEQ	URETA		23.33	23.33			18.94	8.42		
	CLEC to CLEC Conversion Charge Without Outside Dispatch (UCL-ND)			UEQ	UREWO		14.25	7.42			18.94	8.42		
UNBUNDLED EXCHANGE ACCESS LOOP														
2-WIRE ANALOG VOICE GRADE LOOP														
UNE Loop Rates for Line Splitting (In Ga. PSC ordered the line splitting loop USOCs match the lower port-loop combo rates UEPLX)														
	2-Wire Voice Grade Loop (SL1) for Line Splitting - Zone 1	I	1	UEPSR, UEPSB	UEALS	10.80								
	2-Wire Voice Grade Loop (SL1) for Line Splitting - Zone 1	I	1	UEPSR, UEPSB	UEABS	10.83								
	2-Wire Voice Grade Loop (SL1) for Line Splitting - Zone 2	I	2	UEPSR, UEPSB	UEALS	12.47								
	2-Wire Voice Grade Loop (SL1) for Line Splitting - Zone 2	I	2	UEPSR, UEPSB	UEABS	12.47								
	2-Wire Voice Grade Loop (SL1) for Line Splitting - Zone 3	I	3	UEPSR, UEPSB	UEALS	19.83								
	2-Wire Voice Grade Loop (SL1) for Line Splitting - Zone 3	I	3	UEPSR, UEPSB	UEABS	19.83								
UNBUNDLED EXCHANGE ACCESS LOOP														
2-WIRE ANALOG VOICE GRADE LOOP														
	2-Wire Analog Voice Grade Loop - Service Level 2 w/Loop or Ground Start Signaling - Zone 1		1	UEA	UEAL2	16.84	104.17	78.10			18.94	8.42		
	2-Wire Analog Voice Grade Loop - Service Level 2 w/Loop or Ground Start Signaling - Zone 2		2	UEA	UEAL2	19.45	104.17	78.10			18.94	8.42		
	2-Wire Analog Voice Grade Loop - Service Level 2 w/Loop or Ground Start Signaling - Zone 3		3	UEA	UEAL2	30.92	104.17	78.10			18.94	8.42		
	Order Coordination for Specified Conversion Time (per LSR)			UEA	OCOSL		35.74							
	2-Wire Analog Voice Grade Loop - Service Level 2 w/Reverse Battery Signaling - Zone 1		1	UEA	UEAR2	16.84	104.17	78.10			18.94	8.42		
	2-Wire Analog Voice Grade Loop - Service Level 2 w/Reverse Battery Signaling - Zone 2		2	UEA	UEAR2	19.45	104.17	78.10			18.94	8.42		
	2-Wire Analog Voice Grade Loop - Service Level 2 w/Reverse Battery Signaling - Zone 3		3	UEA	UEAR2	30.92	104.17	78.10			18.94	8.42		

UNBUNDLED NETWORK ELEMENTS - Georgia												Attachment: 2		Exhibit: B			
CATEGORY	RATE ELEMENTS		Interim	Zone	BCS	USOC	RATES(\$)				Svc Order Submitted Elec per LSR	Svc Order Submitted Manually per LSR	Incremental Charge - Manual Svc Order vs. Electronic-1st	Incremental Charge - Manual Svc Order vs. Electronic-Add'l	Incremental Charge - Manual Svc Order vs. Electronic-Disc 1st	Incremental Charge - Manual Svc Order vs. Electronic-Disc Add'l	
								Nonrecurring		Nonrecurring Disconnect		OSS Rates(\$)					
							Rec	First	Add'l	First	Add'l	SOMEc	SOMAN	SOMAN	SOMAN	SOMAN	SOMAN
		Order Coordination for Specified Conversion Time (per LSR)			UEA	OCOSL		35.74									
		CLEC to CLEC Conversion Charge without outside dispatch			UEA	UREWO		87.72	36.36					18.94	8.42		
		4-WIRE ANALOG VOICE GRADE LOOP															
		4-Wire Analog Voice Grade Loop - Zone 1		1	UEA	UEAL4	22.26	206.95	170.57					18.94	8.42		
		4-Wire Analog Voice Grade Loop - Zone 2		2	UEA	UEAL4	25.70	206.95	170.57					18.94	8.42		
		4-Wire Analog Voice Grade Loop - Zone 3		3	UEA	UEAL4	40.86	206.95	170.57					18.94	8.42		
		Order Coordination for Specified Conversion Time (per LSR)			UEA	OCOSL		35.74									
		CLEC to CLEC Conversion Charge without outside dispatch			UEA	UREWO		87.72	36.36					18.94	8.42		
		2-WIRE ISDN DIGITAL GRADE LOOP															
		2-Wire ISDN Digital Grade Loop - Zone 1		1	UDN	U1L2X	21.89	233.38	180.35					18.94	8.42		
		2-Wire ISDN Digital Grade Loop - Zone 2		2	UDN	U1L2X	25.27	233.38	180.35					18.94	8.42		
		2-Wire ISDN Digital Grade Loop - Zone 3		3	UDN	U1L2X	40.17	233.38	180.35					18.94	8.42		
		Order Coordination For Specified Conversion Time (per LSR)			UDN	OCOSL		35.74									
		CLEC to CLEC Conversion Charge without outside dispatch			UDN	UREWO		120.98	33.04					18.94	8.42		
		2-WIRE Universal Digital Channel (UDC) COMPATIBLE LOOP															
		2-Wire Universal Digital Channel (UDC) Compatible Loop - Zone 1	I	1	UDC	UDC2X	21.89	44.69	31.55	25.65	7.06			18.94	8.42		
		2-Wire Universal Digital Channel (UDC) Compatible Loop - Zone 2	I	2	UDC	UDC2X	25.27	44.69	31.55	25.65	7.06			18.94	8.42		
		2-Wire Universal Digital Channel (UDC) Compatible Loop - Zone 3	I	3	UDC	UDC2X	40.17	44.69	31.55	25.65	7.06			18.94	8.42		
		CLEC to CLEC Conversion Charge without outside dispatch	I		UDC	UREWO		44.69	31.55					18.94	8.42		
		2-WIRE ASYMMETRICAL DIGITAL SUBSCRIBER LINE (ADSL) COMPATIBLE LOOP															
		2 Wire Unbundled ADSL Loop including manual service inquiry & facility reservation - Zone 1	I	1	UAL	UAL2X	11.23	44.69	31.55	25.65	7.06			18.94	8.42		
		2 Wire Unbundled ADSL Loop including manual service inquiry & facility reservation - Zone 2	I	2	UAL	UAL2X	12.97	44.69	31.55	25.65	7.06			18.94	8.42		
		2 Wire Unbundled ADSL Loop including manual service inquiry & facility reservation - Zone 3	I	3	UAL	UAL2X	20.62	44.69	31.55	25.65	7.06			18.94	8.42		
		Order Coordination for Specified Conversion Time (per LSR)			UAL	OCOSL		35.74									
		2 Wire Unbundled ADSL Loop without manual service inquiry & facility reservation - Zone 1	I	1	UAL	UAL2W	11.23	44.69	31.55	25.65	7.06			18.94	8.42		
		2 Wire Unbundled ADSL Loop without manual service inquiry & facility reservation - Zone 2	I	2	UAL	UAL2W	12.97	44.69	31.55	25.65	7.06			18.94	8.42		
		2 Wire Unbundled ADSL Loop without manual service inquiry & facility reservation - Zone 3	I	3	UAL	UAL2W	20.62	44.69	31.55	25.65	7.06			18.94	8.42		
		Order Coordination for Specified Conversion Time (per LSR)			UAL	OCOSL		35.74									
		CLEC to CLEC Conversion Charge without outside dispatch	I		UAL	UREWO		44.69	29.29					18.94	8.42		
		2-WIRE HIGH BIT RATE DIGITAL SUBSCRIBER LINE (HDSL) COMPATIBLE LOOP															
		2 Wire Unbundled HDSL Loop including manual service inquiry & facility reservation - Zone 1	I	1	UHL	UHL2X	7.88	44.69	31.55	25.65	7.06			18.94	8.42		
		2 Wire Unbundled HDSL Loop including manual service inquiry & facility reservation - Zone 2	I	2	UHL	UHL2X	9.09	44.69	31.55	25.65	7.06			18.94	8.42		
		2 Wire Unbundled HDSL Loop including manual service inquiry & facility reservation - Zone 3	I	3	UHL	UHL2X	14.46	44.69	31.55	25.65	7.06			18.94	8.42		
		Order Coordination for Specified Conversion Time (per LSR)			UHL	OCOSL		35.74									
		2 Wire Unbundled HDSL Loop without manual service inquiry and facility reservation - Zone 1	I	1	UHL	UHL2W	7.88	44.69	31.55	25.65	7.06			18.94	8.42		
		2 Wire Unbundled HDSL Loop without manual service inquiry and facility reservation - Zone 2	I	2	UHL	UHL2W	9.09	44.69	31.55	25.65	7.06			18.94	8.42		
		2 Wire Unbundled HDSL Loop without manual service inquiry and facility reservation - Zone 3	I	3	UHL	UHL2W	14.46	44.69	31.55	25.65	7.06			18.94	8.42		
		Order Coordination for Specified Conversion Time (per LSR)			UHL	OCOSL		35.74									
		CLEC to CLEC Conversion Charge without outside dispatch	I		UHL	UREWO		44.69	31.55					18.94	8.42		
		4-WIRE HIGH BIT RATE DIGITAL SUBSCRIBER LINE (HDSL) COMPATIBLE LOOP															
		4 Wire Unbundled HDSL Loop including manual service inquiry and facility reservation - Zone 1	I	1	UHL	UHL4X	10.39	44.69	31.55	25.65	7.06			18.94	8.42		
		4-Wire Unbundled HDSL Loop including manual service inquiry and facility reservation - Zone 2	I	2	UHL	UHL4X	12.00	44.69	31.55	25.65	7.06			18.94	8.42		

UNBUNDLED NETWORK ELEMENTS - Georgia

CATEGORY		RATE ELEMENTS	Interim	Zone	BCS	USOC	RATES(\$)					Svc Order Submitted Elec per LSR	Svc Order Submitted Manually per LSR	Incremental Charge - Manual Svc Order vs. Electronic-1st	Incremental Charge - Manual Svc Order vs. Electronic-Add'l	Incremental Charge - Manual Svc Order vs. Electronic-Disc 1st	Incremental Charge - Manual Svc Order vs. Electronic-Disc Add'l
							Rec	First	Add'l	First	Add'l	SOMEc	SOMAN	SOMAN	SOMAN	SOMAN	SOMAN
		4-Wire Unbundled HDSL Loop including manual service inquiry and facility reservation - Zone 3	I	3	UHL	UHL4X	19.07	44.69	31.55	25.65	7.06				18.94	8.42	
		Order Coordination for Specified Conversion Time (per LSR)			UHL	OCOSL		35.74									
		4-Wire Unbundled HDSL Loop without manual service inquiry and facility reservation - Zone 1	I	1	UHL	UHL4W	10.39	44.69	31.55	25.65	7.06				18.94	8.42	
		4-Wire Unbundled HDSL Loop without manual service inquiry and facility reservation - Zone 2	I	2	UHL	UHL4W	12.00	44.69	31.55	25.65	7.06				18.94	8.42	
		4-Wire Unbundled HDSL Loop without manual service inquiry and facility reservation - Zone 3	I	3	UHL	UHL4W	19.07	44.69	31.55	25.65	7.06				18.94	8.42	
		Order Coordination for Specified Conversion Time (per LSR)			UHL	OCOSL		35.74									
		CLEC to CLEC Conversion Charge without outside dispatch	I		UHL	UREWO		44.69	31.55						18.94	8.42	
		4-WIRE DS1 DIGITAL LOOP															
		4-Wire DS1 Digital Loop - Zone 1		1	USL	USLXX	55.53	429.98	268.18						18.94	8.42	
		4-Wire DS1 Digital Loop - Zone 2		2	USL	USLXX	64.13	429.98	268.18						18.94	8.42	
		4-Wire DS1 Digital Loop - Zone 3		3	USL	USLXX	101.93	429.98	268.18						18.94	8.42	
		Order Coordination for Specified Conversion Time (per LSR)			USL	OCOSL		35.74									
		CLEC to CLEC Conversion Charge without outside dispatch			USL	UREWO		100.91	42.97						18.94	8.42	
		4-WIRE 19.2, 56 OR 64 KBPS DIGITAL GRADE LOOP															
		4 Wire Unbundled Digital 19.2 Kbps		1	UDL	UDL19	25.75	348.55	241.20						18.94	8.42	
		4 Wire Unbundled Digital 19.2 Kbps		2	UDL	UDL19	29.74	348.55	241.20						18.94	8.42	
		4 Wire Unbundled Digital 19.2 Kbps		3	UDL	UDL19	47.27	348.55	241.20						18.94	8.42	
		4 Wire Unbundled Digital Loop 56 Kbps - Zone 1		1	UDL	UDL56	25.75	348.55	241.20						18.94	8.42	
		4 Wire Unbundled Digital Loop 56 Kbps - Zone 2		2	UDL	UDL56	29.74	348.55	241.20						18.94	8.42	
		4 Wire Unbundled Digital Loop 56 Kbps - Zone 3		3	UDL	UDL56	47.27	348.55	241.20						18.94	8.42	
		Order Coordination for Specified Conversion Time (per LSR)			UDL	OCOSL		35.74									
		4 Wire Unbundled Digital Loop 64 Kbps - Zone 1		1	UDL	UDL64	25.75	348.55	241.20						18.94	8.42	
		4 Wire Unbundled Digital Loop 64 Kbps - Zone 2		2	UDL	UDL64	29.74	348.55	241.20						18.94	8.42	
		4 Wire Unbundled Digital Loop 64 Kbps - Zone 3		3	UDL	UDL64	47.27	348.55	241.20						18.94	8.42	
		Order Coordination for Specified Conversion Time (per LSR)			UDL	OCOSL		35.74									
		CLEC to CLEC Conversion Charge without outside dispatch			UDL	UREWO		101.95	49.66						18.94	8.42	
		2-WIRE Unbundled COPPER LOOP															
		2-Wire Unbundled Copper Loop/Short including manual service inquiry & facility reservation - Zone 1	I	1	UCL	UCLPB	12.02	44.69	31.55	25.65	7.06				18.94	8.42	
		2-Wire Unbundled Copper Loop/Short including manual service inquiry & facility reservation - Zone 2	I	2	UCL	UCLPB	13.88	44.69	31.55	25.65	7.06				18.94	8.42	
		2 Wire Unbundled Copper Loop/Short including manual service inquiry & facility reservation - Zone 3	I	3	UCL	UCLPB	22.07	44.69	31.55	25.65	7.06				18.94	8.42	
		Order Coordination for Unbundled Copper Loops (per loop)			UCL	UCLMC		16.11	16.11								
		2-Wire Unbundled Copper Loop/Short without manual service inquiry and facility reservation - Zone 1	I	1	UCL	UCLPW	12.02	44.69	31.55	25.65	7.06				18.94	8.42	
		2-Wire Unbundled Copper Loop/Short without manual service inquiry and facility reservation - Zone 2	I	2	UCL	UCLPW	13.88	44.69	31.55	25.65	7.06				18.94	8.42	
		2-Wire Unbundled Copper Loop/Short without manual service inquiry and facility reservation - Zone 3	I	3	UCL	UCLPW	22.07	44.69	31.55	25.65	7.06				18.94	8.42	
		Order Coordination for Unbundled Copper Loops (per loop)			UCL	UCLMC		16.11	16.11								
		2-Wire Unbundled Copper Loop/Long - includes manual svc. inquiry and facility reservation - Zone 1	I	1	UCL	UCL2L	35.56	44.69	31.55	25.65	7.06				18.94	8.42	
		2-Wire Unbundled Copper Loop/Long - includes manual svc. inquiry and facility reservation - Zone 2	I	2	UCL	UCL2L	41.07	44.69	31.55	25.65	7.06				18.94	8.42	
		2-Wire Unbundled Copper Loop/Long - includes manual svc. inquiry and facility reservation - Zone 3	I	3	UCL	UCL2L	65.28	44.69	31.55	25.65	7.06				18.94	8.42	
		Order Coordination for Unbundled Copper Loops (per loop)			UCL	UCLMC		16.11	16.11								
		2-Wire Unbundled Copper Loop/Long - without manual service inquiry and facility reservation - Zone 1	I	1	UCL	UCL2W	35.56	44.69	31.55	25.65	7.06				18.94	8.42	
		2-Wire Unbundled Copper Loop/Long - without manual service inquiry and facility reservation - Zone 2	I	2	UCL	UCL2W	41.07	44.69	31.55	25.65	7.06				18.94	8.42	
		2-Wire Unbundled Copper Loop/Long - without manual service inquiry and facility reservation - Zone 3	I	3	UCL	UCL2W	65.28	44.69	31.55	25.65	7.06				18.94	8.42	
		Order Coordination for Unbundled Copper Loops (per loop)			UCL	UCLMC		16.11	16.11								

UNBUNDLED NETWORK ELEMENTS - Georgia												Attachment: 2		Exhibit: B		
CATEGORY	RATE ELEMENTS	Interim	Zone	BCS	USOC	RATES(\$)					Svc Order Submitted Elec per LSR	Svc Order Submitted Manually per LSR	Incremental Charge - Manual Svc Order vs. Electronic-1st	Incremental Charge - Manual Svc Order vs. Electronic-Add'l	Incremental Charge - Manual Svc Order vs. Electronic-Disc 1st	Incremental Charge - Manual Svc Order vs. Electronic-Disc Add'l
							Nonrecurring		Nonrecurring Disconnect		OSS Rates(\$)					
						Rec	First	Add'l	First	Add'l	SOME C	SOMAN	SOMAN	SOMAN	SOMAN	SOMAN
	CLEC to CLEC Conversion Charge without outside dispatch (UCL-Des)	I		UCL	UREWO		44.69	31.55					18.94	8.42		
	4-WIRE COPPER LOOP															
	4-Wire Copper Loop/Short - including manual service inquiry and facility reservation - Zone 1	I	1	UCL	UCL4S	12.02	44.69	31.55	25.65	7.06			18.94	8.42		
	4-Wire Copper Loop/Short - including manual service inquiry and facility reservation - Zone 2	I	2	UCL	UCL4S	13.88	44.69	31.55	25.65	7.06			18.94	8.42		
	4-Wire Copper Loop/Short - including manual service inquiry and facility reservation - Zone 3	I	3	UCL	UCL4S	22.07	44.69	31.55	25.65	7.06			18.94	8.42		
	Order Coordination for Unbundled Copper Loops (per loop)			UCL	UCLMC		16.11	16.11								
	4-Wire Copper Loop/Short - without manual service inquiry and facility reservation - Zone 1	I	1	UCL	UCL4W	12.02	44.69	31.55	25.65	7.06			18.94	8.42		
	4-Wire Copper Loop/Short - without manual service inquiry and facility reservation - Zone 2	I	2	UCL	UCL4W	13.88	44.69	31.55	25.65	7.06			18.94	8.42		
	4-Wire Copper Loop/Short - without manual service inquiry and facility reservation - Zone 3	I	3	UCL	UCL4W	22.07	44.69	31.55	25.65	7.06			18.94	8.42		
	Order Coordination for Unbundled Copper Loops (per loop)			UCL	UCLMC		16.11	16.11								
	4-Wire Unbundled Copper Loop/Long - includes manual svc. inquiry and facility reservation - Zone 1	I	1	UCL	UCL4L	35.56	44.69	31.55	25.65	7.06			18.94	8.42		
	4-Wire Unbundled Copper Loop/Long - includes manual svc. inquiry and facility reservation - Zone 2	I	2	UCL	UCL4L	41.07	44.69	31.55	25.65	7.06			18.94	8.42		
	4-Wire Unbundled Copper Loop/Long - includes manual svc. inquiry and facility reservation - Zone 3	I	3	UCL	UCL4L	65.28	44.69	31.55	25.65	7.06			18.94	8.42		
	Order Coordination for Unbundled Copper Loops (per loop)			UCL	UCLMC		16.11	16.11								
	4-Wire Unbundled Copper Loop/Long - without manual svc. inquiry and facility reservation - Zone 1	I	1	UCL	UCL4O	35.56	44.69	31.55	25.65	7.06			18.94	8.42		
	4-Wire Unbundled Copper Loop/Long - without manual svc. inquiry and facility reservation - Zone 2	I	2	UCL	UCL4O	41.07	44.69	31.55	25.65	7.06			18.94	8.42		
	4-Wire Unbundled Copper Loop/Long - without manual svc. inquiry and facility reservation - Zone 3	I	3	UCL	UCL4O	65.28	44.69	31.55	25.65	7.06			18.94	8.42		
	Order Coordination for Unbundled Copper Loops (per loop)			UCL	UCLMC		16.11	16.11								
	CLEC to CLEC conversion Charge without outside dispatch	I		UCL	UREWO		44.69	31.36					18.94	8.42		
LOOP MODIFICATION																
				UAL, UHL, UCL, UEQ, ULS, UEA, UEANL, UDL, UDC, UDN, UDL, USL	ULM2L		0.00	0.00					18.94	8.42		
	Unbundled Loop Modification, Removal of Load Coils - 2 Wire pair less than or equal to 18k ft	I														
	Unbundled Loop Modification, Removal of Load Coils - 2 wire greater than 18k ft	I		UCL, ULS	ULM2G		0.00	0.00					18.94	8.42		
	Unbundled Loop Modification Removal of Load Coils - 4 Wire less than or equal to 18K ft	I		UHL, UCL	ULM4L		0.00	0.00					18.94	8.42		
	Unbundled Loop Modification Removal of Load Coils - 4 Wire pair greater than 18k ft	I		UCL	ULM4G		0.00	0.00					18.94	8.42		
				UAL, UHL, UCL, UEQ, UEF, ULS, UEA, UEANL, UDL, UDC, UDN, UDL, USL	ULMBT		0.00	0.00					18.94	8.42		
SUB-LOOPS																
	Sub-Loop Distribution															
	Sub-Loop - Per Cross Box Location - CLEC Feeder Facility Set-Up	I		UEANL	USBSA		421.08	421.08					18.94	8.42		
	Sub-Loop - Per Cross Box Location - Per 25 Pair Panel Set-Up	I		UEANL	USBSB		67.10	67.10					18.94	8.42		
	Sub-Loop - Per Building Equipment Room - CLEC Feeder Facility Set-Up	I		UEANL	USBSC		394.74	394.74					18.94	8.42		
	Sub-Loop - Per Building Equipment Room - Per 25 Pair Panel Set-Up	I		UEANL	USBSD		154.57	154.57					18.94	8.42		

UNBUNDLED NETWORK ELEMENTS - Georgia													Attachment: 2		Exhibit: B		
CATEGORY		RATE ELEMENTS		Interi m	Zone	BCS	USOC	RATES(\$)				Svc Order Submitted Elec per LSR	Svc Order Submitted Manually per LSR	Incremental Charge - Manual Svc Order vs. Electronic- 1st	Incremental Charge - Manual Svc Order vs. Electronic- Add'l	Incremental Charge - Manual Svc Order vs. Electronic- Disc 1st	Incremental Charge - Manual Svc Order vs. Electronic- Disc Add'l
													OSS Rates(\$)				
							Rec	First	Add'l	First	Add'l	SOME C	SOMAN	SOMAN	SOMAN	SOMAN	SOMAN
			Unbundled Sub-Loops, Riser Cable, 2-Wire per Loop, Working and Spare Loop Activation			UEANL	USBRC	1.37	2.48	2.48	1.74	1.74			18.94	8.42	
			Unbundled Sub-Loops, Riser Cable, 4-Wire per Loop, Working and Spare Loop Activation			UEANL	USBRD	2.74	4.96	4.96	1.74	1.74			18.94	8.42	
			Sub-Loop Distribution Per 2-Wire Analog Voice Grade Loop - Statewide		sw	UEANL	USBN2	9.12	207.01	171.32					18.94	8.42	
			Order Coordination for Unbundled Sub-Loops, per sub-loop pair			UEANL	USBMC		34.22	34.22							
			Sub-Loop Distribution Per 4-Wire Analog Voice Grade Loop - Statewide		sw	UEANL	USBN4	8.32	219.35	72.99	123.72	28.77			18.94	8.42	
			Order Coordination for Unbundled Sub-Loops, per sub-loop pair			UEANL	USBMC		34.22	34.22							
			Sub-Loop 2-Wire Intrabuilding Network Cable (INC)	I		UEANL	USBR2	1.37	2.48	41.59	115.85	19.17			18.94	8.42	
			Sub-Loop 2-Wire Intrabuilding Network Cable (INC) - Intermediary Access Terminal (IAT)			UEANL	USBRC	1.37	2.48	2.48	1.74	1.74			18.94	8.42	
			Order Coordination for Unbundled Sub-Loops, per sub-loop pair			UEANL	USBMC		34.22	34.22							
			Sub-Loop 4-Wire Intrabuilding Network Cable (INC) - Intermediary Access Terminal (IAT)			UEANL	USBRD	2.74	4.96	4.96	1.74	1.74			18.94	8.42	
			Sub-Loop 4-Wire Intrabuilding Network Cable (INC)	I		UEANL	USBR4	2.96	176.46	55.11	122.17	19.57			18.94	8.42	
			Order Coordination for Unbundled Sub-Loops, per sub-loop pair			UEANL	USBMC		34.22	34.22							
			2 Wire Copper Unbundled Sub-Loop Distribution - Zone 1	I	1	UEF	UCS2X	5.54	175.16	55.50	108.86	24.53			18.84	8.42	
			2 Wire Copper Unbundled Sub-Loop Distribution - Zone 2	I	2	UEF	UCS2X	5.54	175.16	55.50	108.86	24.53			18.94	8.42	
			2 Wire Copper Unbundled Sub-Loop Distribution - Zone 3	I	3	UEF	UCS2X	5.54	175.16	55.50	108.86	24.53			18.94	8.42	
			Order Coordination for Unbundled Sub-Loops, per sub-loop pair			UEF	USBMC		34.22	34.22							
			4 Wire Copper Unbundled Sub-Loop Distribution - Zone 1	I	1	UEF	UCS4X	6.89	219.35	72.99	123.72	28.77			18.94	8.42	
			4 Wire Copper Unbundled Sub-Loop Distribution - Zone 2	I	2	UEF	UCS4X	6.89	219.35	72.99	123.72	28.77			18.94	8.42	
			4 Wire Copper Unbundled Sub-Loop Distribution - Zone 3	I	3	UEF	UCS4X	6.89	219.35	72.99	123.72	28.77			18.94	8.42	
			Order Coordination for Unbundled Sub-Loops, per sub-loop pair			UEF	USBMC		34.22	34.22							
			Unbundled Network Terminating Wire (UNTW)														
			Unbundled Network Terminating Wire (UNTW) per Pair			UENTW	UENPP	1.37	2.48	2.48	1.74	1.74			18.94	8.42	
			Network Interface Device (NID)														
			Network Interface Device (NID) - 1-2 lines	I		UENTW	UND12		86.37	56.69					18.94	8.42	
			Network Interface Device (NID) - 1-6 lines	I		UENTW	UND16		127.93	98.21					18.94	8.42	
			Network Interface Device Cross Connect - 2 W	I		UENTW	UNDC2		6.15	6.15					18.94	8.42	
			Network Interface Device Cross Connect - 4W			UENTW	UNDC4		6.15	6.15							
SUB-LOOPS																	
			Sub-Loop Feeder														
			USL-Feeder, DS0 Set-up per Cross Box location - CLEC Distribution Facility set-up			UEA,UDN,UCL,UDL,UDC	USBFW	421.08							18.94	8.42	
			USL Feeder - DS0 Set-up per Cross Box location - per 25 pair set-up			UEA,UDN,UCL,UDL,UDC	USBFX	67.10	67.10						18.94	8.42	
			USL Feeder DS1 Set-up at DSX location, per DS1 termination			USL	USBFZ	521.57	11.30						18.94	8.42	
			Unbundled Sub-Loop Feeder Loop, 2 Wire Ground-Start, Voice Grade- Statewide		sw	UEA	USBFA	8.58	206.44	170.05					18.94	8.42	
			Order Coordination for Specified Conversion Time, per LSR			UEA	OCOSL		35.74								
			Unbundled Sub-Loop Feeder Loop, 2 Wire Loop-Start, Voice Grade - Statewide		sw	UEA	USBFB	8.58	206.44	170.05					18.94	8.42	
			Order Coordination for Specified Time Conversion, per LSR			UEA	OCOSL		35.74								
			Unbundled Sub-Loop Feeder Loop, 2 Wire Reverse Battery, Voice Grade Loop - Statewide		sw	UEA	USBFC	8.58	206.44	170.05					18.94	8.42	
			Order Coordination For Specified Conversion Time, per LSR			UEA	OCOSL		35.74								
			Unbundled Sub-Loop Feeder Loop, 4 Wire Ground-Start, Voice Grade - Statewide		sw	UEA	USBFD	19.91	243.41	81.32	134.77	33.93			18.94	8.42	
			Order Coordination For Specified Conversion Time, Per LSR			UEA	OCOSL		35.74								

UNBUNDLED NETWORK ELEMENTS - Georgia

CATEGORY		RATE ELEMENTS	Interi m	Zone	BCS	USOC	RATES(\$)					Svc Order Submitted Elec per LSR	Svc Order Submitted Manually per LSR	Incremental Charge - Manual Svc Order vs. Electronic- 1st	Incremental Charge - Manual Svc Order vs. Electronic- Add'l	Incremental Charge - Manual Svc Order vs. Electronic- Disc 1st	Incremental Charge - Manual Svc Order vs. Electronic- Disc Add'l
							Rec	First	Add'l	First	Add'l	SOMEc	SOMAN	SOMAN	SOMAN	SOMAN	SOMAN
		Unbundled Sub-Loop Feeder Loop, 4 Wire Loop-Start, Voice Grade - Statewide		sw	UEA	USBFE	19.91	243.41	81.32	134.77	33.93				18.94	8.42	
		Order Coordination For Specified Conversion Time, Per LSR			UEA	OCOSL		35.74									
		Unbundled Sub-Loop Feeder Loop, 2-Wire ISDN BRI - Statewide		sw	UDN	USBFF	17.73	208.50	62.31	119.68	29.58				18.94	8.42	
		Order Coordination For Specified Conversion Time, Per LSR			UDN	OCOSL		35.74									
		Unbundled Sub-Loop Feeder, 2 Wire UDC (IDSL compatible)		sw	UDC	USBF5	17.73	208.50	62.31	119.68	29.58				19.99	19.99	19.99
		Unbundled Sub-Loop Feeder Loop, 4-Wire DS1 - Statewide		sw	USL	USBFG	79.30	203.69	128.76	124.09	34.80				19.99	19.99	19.99
		Order Coordination For Specified Conversion Time, Per LSR			USL	OCOSL		35.74									
		Unbundled Sub-Loop Feeder Loop, 2-Wire Copper Loop - Statewide		sw	UCL	USBFH	7.22	195.38	63.15	119.68	29.58				18.94	8.42	
		Order Coordination For Specified Conversion Time, per LSR			UCL	OCOSL		35.74									
		Sub-Loop Feeder - Per 4-Wire Copper Loop - Statewide		sw	UCL	USBFJ	13.72	243.41	81.32	134.77	33.93				18.94	8.42	
		Order Coordination For Specified Conversion Time, per LSR			UCL	OCOSL		35.74									
		Sub-Loop Feeder - Per 4-Wire 19.2 Kbps Digital Grade Loop		sw	UDL	USBFN	24.50	243.41	81.32	134.77	33.93				19.99	19.99	19.99
		Sub-Loop Feeder - Per 4-Wire 56 Kbps Digital Grade Loop - Statewide		sw	UDL	USBFO	24.50	243.41	81.32	134.77	33.93				19.99	19.99	19.99
		Order Coordination For Specified Time Conversion, per LSR			UDL	OCOSL		35.74									
		Sub-Loop Feeder - Per 4-Wire 64 Kbps Digital Grade Loop - Statewide		sw	UDL	USBFP	24.50	243.41	81.32	134.77	33.93				19.99	19.99	19.99
		Order Coordination For Specified Conversion Time, per LSR			UDL	OCOSL		35.74									
SUB-LOOPS																	
	Sub-Loop Feeder																
		Sub Loop Feeder - DS3 - Per Mile Per Month			UE3	1L5SL	12.80										
		Sub Loop Feeder - DS3 - Facility Termination Per Month			UE3	USBF1	329.94	3,380.00	406.50	163.61	92.75				18.94	8.42	
		Sub Loop Feeder - STS-1 - Per Mile Per Month			UDLSX	1L5SL	12.80										
		Sub Loop Feeder - STS-1 - Facility Termination Per Month			UDLSX	USBF7	372.78	3,380.00	406.50	163.61	92.75				18.94	8.42	
		Sub Loop Feeder - OC-3 - Per Mile Per Month			UDLO3	1L5SL	9.71										
		Sub Loop Feeder - OC-3 - Facility Termination Protection Per Month															
		Sub Loop Feeder - OC-3 - Facility Termination Per Month			UDLO3	USBF5	57.79										
		Sub Loop Feeder - OC-3 - Facility Termination Protection Per Month			UDLO3	USBF2	524.13	3,380.00	406.50	163.61	92.75				18.94	8.42	
		Sub Loop Feeder - OC-12 - Per Mile Per Month			UDL12	1L5SL	11.95										
		Sub Loop Feeder - OC-12 - Facility Termination Protection Per Month			UDL12	USBF6	519.09										
		Sub Loop Feeder - OC-12 - Facility Termination Per Month			UDL12	USBF3	1,570.00	3,380.00	406.50	163.61	92.75				18.94	8.42	
		Sub Loop Feeder - OC-48 - Per Mile Per Month			UDL48	1L5SL	39.20										
		Sub Loop Feeder - OC-48 - Facility Termination Protection Per Month															
		Sub Loop Feeder - OC-48 - Facility Termination Per Month			UDL48	USBF9	259.99										
		Sub Loop Feeder - OC-48 - Facility Termination Protection Per Month			UDL48	USBF4	1,505.00	3,566.00	406.50	163.61	92.75				18.94	8.42	
		Sub Loop Feeder - OC-12 Interface On OC-48			UDL48	USBF8	323.43	787.13	406.50	163.61	92.75				18.94	8.42	
UNBUNDLED LOOP CONCENTRATION																	
		Unbundled Loop Concentration - System A (TR008)			ULC	UCT8A	441.42	650.81	650.81						19.99	19.99	19.99
		Unbundled Loop Concentration - System B (TR008)			ULC	UCT8B	52.97	271.17	271.17						19.99	19.99	19.99
		Unbundled Loop Concentration - System A (TR303)			ULC	UCT3A	478.93	650.81	650.81						19.99	19.99	19.99
		Unbundled Loop Concentration - System B (TR303)			ULC	UCT3B	89.26	271.17	271.17						19.99	19.99	19.99
		Unbundled Loop Concentration - DS1 Loop Interface Card			ULC	UCTCO	5.04	126.57	92.14	33.57	9.40				19.99	19.99	19.99
		Unbundled Loop Concentration - ISDN Loop Interface (Brite Card)			UDN	ULCC1	8.00	21.07	20.96	10.78	10.71				19.99	19.99	19.99
		Unbundled Loop Concentration - UDC Loop Interface (Brite Card)			UDC	ULCCU	8.00	21.07	20.96	10.78	10.71				19.99	19.99	19.99
		Unbundled Loop Concentration - 2 Wire Voice-Loop Start or Ground Start Loop Interface (POTS Card)			UEA	ULCC2	2.00	21.07	20.96	10.78	10.71				19.99	19.99	19.99
		Unbundled Loop Concentration - 2 Wire Voice - Reverse Battery Loop Interface (SPOTS Card)			UEA	ULCCR	11.89	21.07	20.96	10.78	10.71				19.99	19.99	19.99
		Unbundled Loop Concentration - 4 Wire Voice Loop Interface (Specials Card)			UEA	ULCC4	7.09	21.07	20.96	10.78	10.71				19.99	19.99	19.99
		Unbundled Loop Concentration - TEST CIRCUIT Card			ULC	UCTTC	34.67	21.07	20.96	10.78	10.71				19.99	19.99	19.99
		Unbundled Loop Concentration - Digital 19.2 Kbps Data Loop Interface			UDL	ULCC7	10.51	21.07	20.96	10.78	10.71				19.99	19.99	19.99

UNBUNDLED NETWORK ELEMENTS - Georgia												Attachment: 2		Exhibit: B			
CATEGORY		RATE ELEMENTS		Interim	Zone	BCS	USOC	RATES(\$)				Svc Order Submitted Elec per LSR	Svc Order Submitted Manually per LSR	Incremental Charge - Manual Svc Order vs. Electronic-1st	Incremental Charge - Manual Svc Order vs. Electronic-Add'l	Incremental Charge - Manual Svc Order vs. Electronic-Disc 1st	Incremental Charge - Manual Svc Order vs. Electronic-Disc Add'l
												OSS Rates(\$)					
								Rec	First	Add'l	First	Add'l	SOME C	SOMAN	SOMAN	SOMAN	SOMAN
			Unbundled Loop Concentration - Digital 56 Kbps Data Loop Interface			UDL	ULCC5	10.51	21.07	20.96	10.78	10.71			19.99	19.99	19.99
			Unbundled Loop Concentration - Digital 64 Kbps Data Loop Interface			UDL	ULCC6	10.51	21.07	20.96	10.78	10.71			19.99	19.99	19.99
UNE OTHER, PROVISIONING ONLY - NO RATE																	
			NID - Dispatch and Service Order for NID installation			UENTW	UNDBX										
			UNTW Circuit Id Establishment, Provisioning Only - No Rate			UENTW	UENCE										
			Unbundled Contract Name, Provisioning Only - No Rate			UEANL,UEF,UEQ,UENTW	UNECN										
UNE OTHER, PROVISIONING ONLY - NO RATE																	
			Unbundled Contact Name, Provisioning Only - no rate			UAL,UCL,UDC,UDL,UDN,UEA,UHL,ULC	UNECN	0.00	0.00								
			Unbundled Sub-Loop Feeder-2 Wire Cross Box Jumper - no rate			UEA,UDN,UCL,UDC	USBFQ	0.00	0.00								
			Unbundled Sub-Loop Feeder-4 Wire Cross Box Jumper - no rate			UEA,USL,UCL,UDL	USBFR	0.00	0.00								
			Unbundled DS1 Loop - Superframe Format Option - no rate			USL	CCOSF	0.00	0.00								
			Unbundled DS1 Loop - Expanded Superframe Format option - no rate			USL	CCOEF	0.00	0.00								
HIGH CAPACITY UNBUNDLED LOCAL LOOP																	
			High Capacity Unbundled Local Loop - DS3 - Per Mile per month			UE3	1L5ND	8.90									
			High Capacity Unbundled Local Loop - DS3 - Facility Termination per month			UE3	UE3PX	390.34	639.50	426.40				37.55	37.55	18.03	18.03
			High Capacity Unbundled Local Loop - STS-1 - Per Mile per month			UDLSX	1L5ND	8.90									
			High Capacity Unbundled Local Loop - STS-1 - Facility Termination per month			UDLSX	UDLS1	421.59	639.50	426.40				37.55	37.55	18.03	18.03
LOOP MAKE-UP																	
			Loop Makeup - Preordering Without Reservation, per working or spare facility queried (Manual)			UMK	UMKLW		35.00	35.00							
			Loop Makeup - Preordering With Reservation, per spare facility queried (Manual)			UMK	UMKLP		45.00	45.00							
			Loop Makeup-With or Without Reservation, per working or spare facility queried (Mechanized)			UMK	PSUMK		0.075	0.075							
HIGH FREQUENCY SPECTRUM																	
			SPLITTERS-CENTRAL OFFICE BASED														
			Line Sharing Splitter, per System 96 Line Capacity			ULS	ULSDA	131.00	0.00	0.00	0.00	0.00			18.94	8.42	
			Line Sharing Splitter, per System 24 Line Capacity			ULS	ULSDB	32.00	0.00	0.00	0.00	0.00			18.94	8.42	
			Line Sharing Splitter, Per System, 8 Line Capacity	I		ULS	ULSD8	11.00	0.00	0.00	0.00	0.00			18.94	8.42	
			Line Sharing-DLEC Owned Splitter in CO-CFA activation-deactivation (per LSOD)			ULS	ULSDG		0.00	0.00	0.00	0.00			18.94	8.42	
END USER ORDERING-CENTRAL OFFICE BASED-HIGH FREQUENCY SPECTRUM AKA LINE SHARING																	
			Line Sharing - per Line Activation (BST Owned Splitter)			ULS	ULSDC	0.61	10.51	7.70	0.00	0.00			18.94	8.42	
			Line Sharing - per Subsequent Activity per Line Rearrangement(BST Owned Splitter)			ULS	ULSDS		36.23	13.23	0.00	0.00			18.94	8.42	
			Line Sharing - per Subsequent Activity per Line Rearrangement(DLEC Owned Splitter)			ULS	ULSCS		36.23	13.23	0.00	0.00			18.94	8.42	
			Line Sharing - per Line Activation (DLEC owned Splitter)	I		ULS	ULSCC	0.61	47.44	19.31	0.00	0.00			18.94	8.42	
			Line Splitting - per line activation DLEC owned splitter	I		UEPSR UEPSB	UREOS	0.61									
			Line Splitting - per line activation BST owned - physical	I		UEPSR UEPSB	UREBP	0.639	53.48	34.48	16.45	12.75			18.94	8.42	
			Line Splitting - per line activation BST owned - virtual	I		UEPSR UEPSB	UREBV	0.636	53.48	34.48	16.45	12.75			18.94	8.42	
UNBUNDLED DEDICATED TRANSPORT																	
NOTE: INTEROFFICE CHANNEL DEDICATED TRANSPORT - minimum billing period - below DS3=one month, DS3/STS-1=four months																	
INTEROFFICE CHANNEL - DEDICATED TRANSPORT																	
			Interoffice Channel - Dedicated Transport - 2-Wire Voice Grade - Per Mile per month			U1TVX	1L5XX	0.0222									

UNBUNDLED NETWORK ELEMENTS - Georgia												Attachment: 2		Exhibit: B		
CATEGORY		RATE ELEMENTS	Interim	Zone	BCS	USOC	RATES(\$)				Svc Order Submitted Elec per LSR	Svc Order Submitted Manually per LSR	Incremental Charge - Manual Svc Order vs. Electronic-1st	Incremental Charge - Manual Svc Order vs. Electronic-Add'l	Incremental Charge - Manual Svc Order vs. Electronic-Disc 1st	Incremental Charge - Manual Svc Order vs. Electronic-Disc Add'l
							Rec	First	Add'l	First						
		Interoffice Channel - Dedicated Transport- 2- Wire Voice Grade - Facility Termination per month			U1TVX	U1TV2	17.07	79.61	36.08				18.94	18.94		
		Interoffice Channel - Dedicated Transport - 2-Wire Voice Grade Rev Bat. - Per Mile per month			U1TVX	1L5XX	0.0222									
		Interoffice Channel - Dedicated Transport- 2- Wire VG Rev Bat. - Facility Termination per month			U1TVX	U1TR2	17.07	79.61	36.08				18.94	18.94		
		Interoffice Channel - Dedicated Transport - 56 kbps - per mile per month			U1TDX	1L5XX	0.0222									
		Interoffice Channel - Dedicated Transport - 56 kbps - Facility Termination per month			U1TDX	U1TD5	16.45	79.61	36.08				18.94	18.94		
		Interoffice Channel - Dedicated Transport - 64 kbps - per mile per month			U1TDX	1L5XX	0.0222									
		Interoffice Channel - Dedicated Transport - 64 kbps - Facility Termination per month			U1TDX	U1TD6	16.45	79.61	36.08				18.94	18.94		
		Interoffice Channel - Dedicated Channel - DS1 - Per Mile per month			U1TD1	1L5XX	0.4523									
		Interoffice Channel - Dedicated Transport - DS1 - Facility Termination per month			U1TD1	U1TF1	78.47	147.07	111.75				18.94	18.94		
		Interoffice Channel - Dedicated Transport - DS3 - Per Mile per month			U1TD3	1L5XX	2.72									
		Interoffice Channel - Dedicated Transport - DS3 - Facility Termination per month			U1TD3	U1TF3	788.00	511.10	330.77				37.55	37.55	18.03	18.03
		Interoffice Channel - Dedicated Transport - STS-1 - Per Mile per month			U1TS1	1L5XX	2.72									
		Interoffice Channel - Dedicated Transport - STS-1 - Facility Termination per month			U1TS1	U1TFS	783.63	511.10	449.91				61.19	61.19	3.17	3.17
		LOCAL CHANNEL - DEDICATED TRANSPORT														
		NOTE: LOCAL CHANNEL DEDICATED TRANSPORT - minimum billing period - below DS3=one month, DS3/STS-1=four months														
		Local Channel - Dedicated - 2-Wire Voice Grade Per Month			ULDVX	ULDV2	13.91	382.95	62.40				18.94	8.42		
		Local Channel - Dedicated - 2-Wire Voice Grade Rev Bat per month			ULDVX	ULDR2	13.91	382.95	62.40				18.94	18.94		
		Local Channel - Dedicated - 4-Wire Voice Grade per month			UNDVX	ULDV4	14.99	368.44	64.05				18.94	8.42		
		Local Channel - Dedicated - DS1 per month			ULDD1	ULDF1	38.36	356.15	312.89				44.22	44.22	18.03	18.03
		Local Channel - Dedicated - DS3 - Per Mile per month			ULDD3	1L5NC	6.92									
		Local Channel - Dedicated - DS3 - Facility Termination per month			ULDD3	ULDF3	515.91	639.50	426.31				37.55	37.55	18.03	18.03
		Local Channel - Dedicated - STS-1- Per Mile per month			ULDS1	1L5NC	6.92									
		Local Channel - Dedicated - STS-1 - Facility Termination per month			ULDS1	ULDFS	517.56	639.50	426.31				18.94	18.94		
MULTIPLEXERS																
		Channelization - DS1 to DS0 Channel System			UXTD1	MQ1	126.22	198.22	123.59				14.75	6.55	10.70	
		OCU-DP COCI (data) - DS1 to DS0 Channel System - per month (2.4-64kbs)			UDL	1D1DD	1.86	12.02	8.66				14.75	6.55	10.60	
		2-wire ISDN COCI (BRITE) - DS1 to DS0 Channel System - per month			UDN	UC1CA	3.37	12.02	8.66				14.75	6.55	10.60	
		Voice Grade COCI - DS1 to DS0 Channel System - per month			UEA	1D1VG	1.17	12.02	8.66				14.75	6.55	10.60	
		DS3 to DS1 Channel System per month			UXTD3	MQ3	182.04	265.91	188.78				14.75	6.55	10.60	
		STS1 to DS1 Channel System per month			UXTS1	MQ3	182.04	265.91	188.78				18.94	18.94		
		DS3 Interface Unit (DS1 COCI) used with Loop per month			USL	UC1D1	11.02	12.02	8.66				14.75	6.55	10.60	
		DS3 Interface Unit (DS1 COCI) used with Local Channel per month			ULDD1	UC1D1	11.02	12.02	8.66				14.75	6.55		
		DS3 Interface Unit (DS1 COCI) used with Interoffice Channel per month			U1TD1	UC1D1	11.02	12.02	8.66				14.75	6.55		
DARK FIBER																
		Dark Fiber, Four Fiber Strands, Per Route Mile or Fraction Thereof per month - Local Channel			UDF	1L5DC	44.22									
		NRC Dark Fiber - Local Channel			UDF	UDFC4		1,355.29	273.69				18.94	18.94		
		Dark Fiber, Four Fiber Strands, Per Route Mile or Fraction Thereof per month - Interoffice Channel			UDF	1L5DF	44.22									

UNBUNDLED NETWORK ELEMENTS - Georgia												Attachment: 2		Exhibit: B		
CATEGORY	RATE ELEMENTS		Interim	Zone	BCS	USOC	RATES(\$)				Svc Order Submitted Elec per LSR	Svc Order Submitted Manually per LSR	Incremental Charge - Manual Svc Order vs. Electronic-1st	Incremental Charge - Manual Svc Order vs. Electronic-Add'l	Incremental Charge - Manual Svc Order vs. Electronic-Disc 1st	Incremental Charge - Manual Svc Order vs. Electronic-Disc Add'l
							Rec	First	Add'l	First	Add'l	SOME C	SOMAN	SOMAN	SOMAN	SOMAN
		NRC Dark Fiber - Interoffice Channel			UDF	UDF14		1,355.29	273.69					18.94	18.94	
		Dark Fiber, Four Fiber Strands, Per Route Mile or Fraction Thereof per month - Local Loop			UDF	1L5DL	44.22									
		NRC Dark Fiber - Local Loop			UDF	UDFL4		1,355.29	273.69					18.94	18.94	
8XX ACCESS		TEN DIGIT SCREENING														
		8XX Access Ten Digit Screening, Per Call			OHD		0.0004868									
		8XX Access Ten Digit Screening, Reservation Charge Per 8XX Number Reserved			OHD	N8R1X		6.57	0.76					18.94	18.94	
		8XX Access Ten Digit Screening, Per 8XX No. Established W/O POTS Translations			OHD			12.81	1.45					18.94	18.94	
		8XX Access Ten Digit Screening, Per 8XX No. Established With POTS Translations			OHD	N8FTX		12.81	1.45					18.94	18.94	
		8XX Access Ten Digit Screening, Customized Area of Service Per 8XX Number			OHD	N8FCX		4.46	2.23					18.94	18.94	
		8XX Access Ten Digit Screening, Multiple InterLATA CXR Routing Per CXR Requested Per 8XX No.			OHD	N8FMX		5.22	2.99					18.94	18.94	
		8XX Access Ten Digit Screening, Change Charge Per Request			OHD	N8FAX		7.33	0.76					18.94	18.94	
		8XX Access Ten Digit Screening, Call Handling and Destination Features			OHD	N8FDX		4.72	4.46					18.94	18.94	
LINE INFORMATION		DATA BASE ACCESS (LIDB)														
		LIDB Common Transport Per Query			OQT		0.0000338									
		LIDB Validation Per Query			OQU		0.0105974									
		LIDB Originating Point Code Establishment or Change			OQT, OQU	NRPBX		50.30						18.94	18.94	
SIGNALING		(CCS7)														
		CCS7 Signaling Termination, Per STP Port			UDB	PT8SX	133.99									
		CCS7 Signaling Usage, Per TCAP Message			UDB		0.000087									
		CCS7 Signaling Connection, Per link (A link)			UDB	TPP++	17.05	131.96	131.96					18.94	18.94	
		CCS7 Signaling Connection, Per link (B link) (also known as D link)			UDB	TPP++	17.05	131.96	131.96					18.94	18.94	
		CCS7 Signaling Usage, Per ISUP Message			UDB		0.0000354									
		CCS7 Signaling Usage Surrogate, per link per LATA			UDB	STU56	340.67									
		CCS7 Signaling Point Code, per Originating Point Code Establishment or Change, per STP affected			UDB	CCAPO		40.00	40.00					18.94	18.94	
		CCS7 Signaling Point Code, per Destination Point Code Establishment or Change, Per Stp Affected			UDB	CCAPD		8.00	8.00					18.94	18.94	
CALLING NAME (CNAM) SERVICE																
		CNAM for DB Owners, Per Query			OQV		0.01									
		CNAM for Non DB Owners, Per Query			OQV		0.01									
		CNAM (Non-Databs Owner), NRC, applies when using the Character Based User Interface (CHUI)			OQV	CDDCH		595.00	595.00					18.94	18.94	
OPERATOR CALL PROCESSING																
		Oper. Call Processing - Oper. Provided, Per Min. - Using BST LIDB					1.20									
		Oper. Call Processing - Oper. Provided, Per Min. - Using Foreign LIDB					1.24									
		Oper. Call Processing - Fully Automated, per Call - Using BST LIDB					0.20									
		Oper. Call Processing - Fully Automated, per Call - Using Foreign LIDB					0.20									
INWARD OPERATOR SERVICES																
		Inward Operator Svcs - Verification, Per Minute					1.15									
		Inward Operator Services - Verification and Emergency Interrupt - Per Minute					1.15									
BRANDING - OPERATOR CALL PROCESSING																
		Recording of Custom Branded OA Announcement				CBAOS		7,000.00	7,000.00					19.99	19.99	19.99
		Loading of Custom Branded OA Announcement per shelf/NAV				CBAOL		500.00	500.00					19.99	19.99	
		Unbranding via OLNS for UNEP CLEC														
		Loading of OA per OCN (Regional)						1,200.00	1,200.00							
DIRECTORY ASSISTANCE SERVICES																

UNBUNDLED NETWORK ELEMENTS - Georgia												Attachment: 2		Exhibit: B			
CATEGORY		RATE ELEMENTS		Interim	Zone	BCS	USOC	RATES(\$)				Svc Order Submitted Elec per LSR	Svc Order Submitted Manually per LSR	Incremental Charge - Manual Svc Order vs. Electronic-1st	Incremental Charge - Manual Svc Order vs. Electronic-Add'l	Incremental Charge - Manual Svc Order vs. Electronic-Disc 1st	Incremental Charge - Manual Svc Order vs. Electronic-Disc Add'l
									Nonrecurring		Nonrecurring Disconnect		OSS Rates(\$)				
								Rec	First	Add'l	First	Add'l	SOME C	SOMAN	SOMAN	SOMAN	SOMAN
		DIRECTORY ASSISTANCE ACCESS SERVICE															
		Directory Assistance Access Service Calls, Charge Per Call						0.275									
		DIRECTORY ASSISTANCE CALL COMPLETION ACCESS SERVICE (DACC)															
		Directory Assistance Call Completion Access Service (DACC), Per Call Attempt						0.10									
		DIRECTORY TRANSPORT															
DIRECTORY ASSISTANCE SERVICES																	
		DIRECTORY ASSISTANCE DATA BASE SERVICE (DADS)															
		Directory Assistance Data Base Service Charge Per Listing						0.04									
		Directory Assistance Data Base Service, per month					DBSOF	150.00									
BRANDING - DIRECTORY ASSISTANCE																	
		Facility Based CLEC															
		Recording and Provisioning of DA Custom Branded Announcement				AMT	CBADA		6,000.00	6,000.00							
		Loading of Custom Branded Announcement per DRAM Card/Switch				AMT	CBADC		1,170.00	1,170.00							
		UNEP CLEC															
		Recording of DA Custom Branded Announcement							3,000.00	3,000.00							
		Loading of DA Custom Branded Announcement per DRAM Card/Switch per OCN							1,170.00	1,170.00							
		Unbranding via OLNS for UNEP CLEC															
		Loading of DA per OCN (1 OCN per Order)							420.00	420.00							
		Loading of DA per Switch per OCN							16.00	16.00							
SELECTIVE ROUTING																	
		Selective Routing Per Unique Line Class Code Per Request Per Switch					USRCR		180.62	180.62				33.67	7.88		
VIRTUAL COLLOCATION																	
		Virtual Collocation - Application Cost				AMTFS	EAF		2,848.30	2,848.30							
		Virtual Collocation - Cable Installation Cost, per cable				AMTFS	ESPCX		2,750.00	2,750.00							
		Virtual Collocation - Floor Space, per sq. ft.				AMTFS	ESPVX	3.20									
		Virtual Collocation - Power, per breaker amp				AMTFS	ESPAX	3.48									
		Virtual Collocation - Cable Support Structure, per entrance cable				AMTFS	ESPSX	13.35									
		Virtual Collocation - 2-wire Cross Connects (loop)				UEANL, UEA, UDN, UDC, UAL, UHL, UCL, UEQ, AMTFS, UDL, UNCVX, UNCDX, UNCIX	UEAC2	0.0283	24.56	23.56	9.20	8.30		19.99	19.99	19.99	19.99
		Virtual Collocation - 4-wire Cross Connects (loop)				UEA, UHL, UCL, UDL, AMTFS, UAL, UDN, UNCVX, UNCDX	UEAC4	0.0566	24.75	23.70	9.03	8.10		19.99	19.99	19.99	19.99
		Virtual Collocation - 2-Fiber Cross Connects				AMTFS, UDL12, UDLO3, U1T48, U1T12, U1T03, ULDO3, ULD12, ULD48, UDF	CNC2F	2.88	41.72	30.36	10.43	8.36		2.20	2.20		
		Virtual Collocation - 4-Fiber Cross Connects				AMTFS, UDL12, UDLO3, U1T48, U1T12, U1T03, ULDO3, ULD12, ULD48, UDF	CNC4F	5.76	51.03	39.67	13.71	11.65		2.20	2.20		
		Virtual collocation - DS1 Cross Connects				USL, ULC, AMTFS, ULR, UXTD1, UNCIX, ULDD1, U1TD1, USLEL, UNLD1	CNC1X	7.50	155.00	14.00							

UNBUNDLED NETWORK ELEMENTS - Georgia												Attachment: 2		Exhibit: B		
CATEGORY		RATE ELEMENTS		Interi m	Zone	BCS	USOC	RATES(\$)			Svc Order Submitted Elec per LSR	Svc Order Submitted Manually per LSR	Incremental Charge - Manual Svc Order vs. Electronic- 1st	Incremental Charge - Manual Svc Order vs. Electronic- Add'l	Incremental Charge - Manual Svc Order vs. Electronic- Disc 1st	Incremental Charge - Manual Svc Order vs. Electronic- Disc Add'l
								Rec	First	Add'l	First	Add'l	SOME C	SOMAN	SOMAN	SOMAN
						USL, ULC, AMTFS, U E3, U1TD3, UXTS1, UXTD3, UNC3X, UNCSX, ULDD3, U1TS1, ULDS1, UDLSX, UNLD3	CND3X	56.25	151.90	11.83						
						Virtual collocation - DS3 Cross Connects										
						Virtual Collocation - Co-Carrier Cross Connects - Fiber Cable Support Structure, per linear foot	AMTFS	VE1CB	0.0023							
						Virtual Collocation - Co-Carrier Cross Connects - Copper/Coax Cable Support Structure, per linear ft	AMTFS	VE1CD	0.0034							
						Virtual Collocation - Co-Carrier Cross Connects - Fiber Cable Support Structure, per cable	AMTFS	VE1CC		553.43						
						Virtual Collocation - Co-Carrier Cross Connects - Copper/Coax Cable Support Structure, per cable	AMTFS	VE1CE		553.43						
						Virtual collocation - Security Escort - Basic, per half hour	AMTFS	SPTBX		41.00	25.00					
						Virtual collocation - Security Escort - Overtime, per half hour	AMTFS	SPTOX		48.00	30.00					
						Virtual collocation - Security Escort - Premium, per half hour	AMTFS	SPTPX		55.00	35.00					
						Virtual collocation - Maintenance in CO - Basic, per half hour	AMTFS	CTRLX		30.64	30.64					
						Virtual collocation - Maintenance in CO - Overtime, per half hour	AMTFS	SPTOM		35.77	35.77					
						Virtual collocation - Maintenance in CO - Premium per half hour	AMTFS	SPTPM		40.90	40.90					
VIRTUAL COLLOCATION																
						Virtual Collocation - 2-wire Cross Connect, Exchange Port 2- Wire Analog - Res	UEPSR	VE1R2	0.30	12.60	12.60			18.94	8.42	
						Virtual Collocation - 2-Wire Cross Connect, Exchange Port 2- Wire Line Side PBX Trunk - Bus	UEPSP	VE1R2	0.30	12.60	12.60			18.94	8.42	
						Virtual Collocation 2-Wire Cross Connect, Exchange Port 2-Wire Voice Grade PBX Trunk - Res	UEPSE	VE1R2	0.30	12.60	12.60			18.94	8.42	
						Virtual Collocation 2-Wire Cross Connect, Exchange Port 2-Wire Analog Bus	UEPSB	VE1R2	0.30	12.60	12.60			18.94	8.42	
						Virtual Collocation 2-Wire Cross Connect, Exchnage Port 2-Wire ISDN	UEPSX	VE1R2	0.30	12.60	12.60			18.94	8.42	
						Virtual Collocation 2-Wire Cross Connect, Exchange Port 2-Wire ISDN	UEPTX	VE1R2	0.30	12.60	12.60			18.94	8.42	
						Virtual Collocation 4-Wire Cross Connect, Exchange Port 4-Wire ISDN DS1	UEPEX	VE1R4	0.50	12.60	12.60			18.94	8.42	
VIRTUAL COLLOCATION																
						Virtual Collocation-2 Wire Cross Connects (Loop) for Line Splitting	UEPSR, UEPSB	VE1LS	0.03	24.56	23.56	9.20	8.30	19.99	19.99	
AIN SELECTIVE CARRIER ROUTING																
						Regional Service Establishment	SRC	SRCEC		391,788.00				19.99	19.99	19.99
						End Office Establishment	SRC	SRCEO		320.53	320.53			19.99	19.99	19.99
						Line/Port NRC, per end user	SRC	SRCLP		2.06	2.06			19.99	19.99	19.99
						Query NRC, per query	SRC		0.000448							
AIN - BELL SOUTH AIN SMS ACCESS SERVICE																
						AIN SMS Access Service - Service Establishment, Per State, Initial Setup	A1N	CAMSE		90.25	90.25			18.94	18.94	
						AIN SMS Access Service - Port Connection - Dial/Shared Access	A1N	CAMDP		29.66	29.66			18.94	18.94	
						AIN SMS Access Service - Port Connection - ISDN Access	A1N	CAM1P		29.66	29.66			18.94	18.94	
						AIN SMS Access Service - User Identification Codes - Per User ID Code	A1N	CAMAU		84.43	84.43			18.94	18.94	
						AIN SMS Access Service - Security Card, Per User ID Code, Initial or Replacement	A1N	CAMRC		35.44	35.44			18.94	18.94	
						AIN SMS Access Service - Storage, Per Unit (100 Kilobytes)			0.0023							
						AIN SMS Access Service - Session, Per Minute			0.0795604							
						AIN SMS Access Service - Company Performed Session, Per Minute			2.08							

UNBUNDLED NETWORK ELEMENTS - Georgia												Attachment: 2		Exhibit: B							
CATEGORY	RATE ELEMENTS					Interim	Zone	BCS	USOC	RATES(\$)		Svc Order Submitted Elec per LSR	Svc Order Submitted Manually per LSR	Incremental Charge - Manual Svc Order vs. Electronic-1st	Incremental Charge - Manual Svc Order vs. Electronic-Add'l	Incremental Charge - Manual Svc Order vs. Electronic-Disc 1st	Incremental Charge - Manual Svc Order vs. Electronic-Disc Add'l				
														OSS Rates(\$)							
														SOME C	SOMAN	SOMAN	SOMAN	SOMAN	SOMAN		
AIN - BELL SOUTH AIN TOOLKIT SERVICE																					
		AIN Toolkit Service - Service Establishment Charge, Per State, Initial Setup							CAM	BAPSC		86.74	86.74				18.94	18.94			
		AIN Toolkit Service - Training Session, Per Customer								BAPVX		8,348.00	8,348.00				18.94	18.94			
		AIN Toolkit Service - Trigger Access Charge, Per Trigger, Per DN, Term. Attempt								BAPTT		19.13	19.13				18.94	18.94			
		AIN Toolkit Service - Trigger Access Charge, Per Trigger, Per DN, Off-Hook Delay								BAPTD		114.80	114.80				18.94	18.94			
		AIN Toolkit Service - Trigger Access Charge, Per Trigger, Per DN, Off-Hook Immediate								BAPTM		19.13	19.13				18.94	18.94			
		AIN Toolkit Service - Trigger Access Charge, Per Trigger, Per DN, 10-Digit PODP								BAPTO		70.06	70.06				18.94	18.94			
		AIN Toolkit Service - Trigger Access Charge, Per Trigger, Per DN, CDP								BAPTC		70.06	70.06				18.94	18.94			
		AIN Toolkit Service - Trigger Access Charge, Per Trigger, Per DN, Feature Code								BAPTF		70.06	70.06				18.94	18.94			
		AIN Toolkit Service - Query Charge, Per Query									0.0209223										
		AIN Toolkit Service - Type 1 Node Charge, Per AIN Toolkit Subscription, Per Node, Per Query									0.0053137										
		AIN Toolkit Service - SCP Storage Charge, Per SMS Access Account, Per 100 Kilobytes									1.46										
		AIN Toolkit Service - Monthly report - Per AIN Toolkit Service Subscription							CAM	BAPMS		15.96	22.64	22.64				18.94	18.94		
		AIN Toolkit Service - Special Study - Per AIN Toolkit Service Subscription							CAM	BAPLS	0.0861109	22.64	22.64					18.94	18.94		
		AIN Toolkit Service - Call Event Report - Per AIN Toolkit Service Subscription							CAM	BAPDS	15.87	22.64	22.64					18.94	18.94		
		AIN Toolkit Service - Call Event Special Study - Per AIN Toolkit Service Subscription							CAM	BAPES	0.0028704	22.64	22.64					18.94	18.94		
ENHANCED EXTENDED LINK (EELs)																					
NOTE: New EELs available in GA, TN, KY, LA, MS, & SC and density zone 1 of following MSAs: Orlando, FL; Miami, FL; Ft. Lauderdale, FL;																					
NOTE: Charlotte-Gastonia-Rockhill, NC; Greensboro-Winston Salem-High Point, NC. Use all rates below except Switch As Is Charge.																					
NOTE: In all states, EEL network elements shown below also apply to currently combined facilities which are converted to UNE rates. A Switch As Is Charge applies to currently combined facilities converted to UNEs.(Non-recurring rates do not apply.)																					
NOTE: In GA, TN, KY, LA, MS & SC the EEL network elements apply to ordinarily combined network elements.(No Switch As Is Charge.)																					
2-WIRE VOICE GRADE EXTENDED LOOP WITH DEDICATED DS1 INTEROFFICE TRANSPORT (EEL)																					
		First 2-Wire VG Loop(SL2) in a DS1 Interofficed Transport Combination - Zone 1							1	UNCVX	UEAL2	16.84	104.14	78.10				18.94	8.42		
		First 2-Wire VG Grade Loop(SL2) in a DS1 Interofficed Transport Combination - Zone 2							2	UNCVX	UEAL2	19.45	104.14	78.10				18.94	8.42		
		First 2-Wire VG Grade Loop(SL2) in a DS1 Interofficed Transport Combination - Zone 3							3	UNCVX	UEAL2	30.92	104.14	78.10				18.94	8.42		
		Interoffice Transport - Dedicated - DS1 combination - Per Mile per month								UNC1X	1L5XX	0.4523									
		Interoffice Transport - Dedicated - DS1 combination - Facility Termination per month								UNC1X	U1TF1	78.47	194.63	141.51				33.63	27.49	19.88	11.85
		DS1 Channelization System Per Month								UNC1X	MQ1	126.22									
		Voice Grade COCI - DS1 To DS0 Interface - Per Month								UNCVX	1D1VG	1.17	12.02	8.66				18.94	8.42		
		Each Additional 2-Wire VG Loop(SL 2) in the same DS1 Interoffice Transport Combination - Zone 1							1	UNCVX	UEAL2	16.84	104.14	78.10				18.94	8.42		
		Each Additional 2-Wire VG Loop(SL2) in the same DS1 Interoffice Transport Combination - Zone 2							2	UNCVX	UEAL2	19.45	104.14	78.10				18.94	8.42		
		Each Additional 2-Wire VG Loop(SL2) in the same DS1 Interoffice Transport Combination - Zone 3							3	UNCVX	UEAL2	30.92	104.14	78.10				18.94	8.42		
		Voice Grade COCI - DS1 to DS0 Channel System combination - per month								UNCVX	1D1VG	1.17	12.02	8.66				18.94	8.42		
		Nonrecurring Currently Combined Network Elements Switch -As-Is Charge								UNC1X	UNCCC		12.97	11.27				45.46	15.72		
4-WIRE VOICE GRADE EXTENDED LOOP WITH DEDICATED DS1 INTEROFFICE TRANSPORT (EEL)																					

UNBUNDLED NETWORK ELEMENTS - Georgia

										Attachment: 2		Exhibit: B			
CATEGORY	RATE ELEMENTS	Interim	Zone	BCS	USOC	RATES(\$)				Svc Order Submitted Elec per LSR	Svc Order Submitted Manually per LSR	Incremental Charge - Manual Svc Order vs. Electronic-1st	Incremental Charge - Manual Svc Order vs. Electronic-Add'l	Incremental Charge - Manual Svc Order vs. Electronic-Disc 1st	Incremental Charge - Manual Svc Order vs. Electronic-Disc Add'l
						Rec	Nonrecurring		Nonrecurring Disconnect		OSS Rates(\$)				
							First	Add'l	First	Add'l	SOMEc	SOMAN	SOMAN	SOMAN	SOMAN
	First 4-Wire Analog Voice Grade Loop in a DS1 Interoffice Transport Combination - Zone 1		1	UNCVX	UEAL4	22.26	206.95	170.57					18.94	8.42	
	First 4-Wire Analog Voice Grade Loop in a DS1 Interoffice Transport Combination - Zone 2		2	UNCVX	UEAL4	25.70	206.95	170.57					18.94	8.42	
	First 4-Wire Analog Voice Grade Loop in a DS1 Interoffice Transport Combination - Zone 3		3	UNCVX	UEAL4	40.86	206.95	170.57					18.94	8.42	
	Interoffice Transport - Dedicated - DS1 combination - Per Mile Per Month			UNC1X	1L5XX	0.4523									
	Interoffice Transport - Dedicated - DS1 - Facility Termination Per Month			UNC1X	U1TF1	78.47	194.63	141.51					33.63	27.49	19.88
	Channelization - Channel System DS1 to DS0 combination Per Month			UNC1X	MQ1	126.22									
	Voice Grade COCI - DS1 to DS0 Channel System combination - per month			UNCVX	1D1VG	1.17	12.02	8.66							
	Additional 4-Wire Analog Voice Grade Loop in same DS1 Interoffice Transport Combination - Zone 1		1	UNCVX	UEAL4	22.26	206.95	170.57					18.94	8.42	
	Additional 4-Wire Analog Voice Grade Loop in same DS1 Interoffice Transport Combination - Zone 2		2	UNCVX	UEAL4	25.70	206.95	170.57					18.94	8.42	
	Additional 4-Wire Analog Voice Grade Loop in same DS1 Interoffice Transport Combination - Zone 3		3	UNCVX	UEAL4	40.86	206.95	170.57					18.94	8.42	
	Voice Grade COCI - DS1 to DS0 Channel System combination - per month			UNCVX	1D1VG	1.17	12.02	8.66					18.94	8.42	
	Nonrecurring Currently Combined Network Elements Switch -As-Is Charge			UNC1X	UNCCC		12.97	11.27					45.46	15.72	
4-WIRE 56 KBPS EXTENDED DIGITAL LOOP WITH DEDICATED DS1 INTEROFFICE TRANSPORT (EEL)															
	First 4-Wire 56Kbps Digital Grade Loop in a DS1 Interoffice Transport Combination - Zone 1		1	UNCDX	UDL56	25.75	384.56	241.20					18.94	8.42	
	First 4-wire 56Kbps Digital Grade Loop in a DS1 Interoffice Transport Combination - Zone 2		2	UNCDX	UDL56	29.74	384.56	241.20					18.94	8.42	
	First 4-Wire 56Kbps Digital Grade Loop in a DS1 Interoffice Transport Combination - Zone 3		3	UNCDX	UDL56	47.27	384.56	241.20					18.94	8.42	
	Interoffice Transport - Dedicated - DS1 combination - Per Mile Per Month			UNC1X	1L5XX	0.4523									
	Interoffice Transport - Dedicated - DS1 - combination Facility Termination Per Month			UNC1X	U1TF1	78.47	194.63	141.51					33.63	27.49	19.88
	Channelization - Channel System DS1 to DS0 combination Per Month			UNC1X	MQ1	126.22									
	OCU-DP COCI (data) - DS1 to DS0 Channel System - per month (2.4-64kbs)			UNCDX	1D1DD	1.86	12.02	8.66					18.94	8.42	
	Additional 4-Wire 56Kbps Digital Grade Loop in same DS1 Interoffice Transport Combination - Zone 1		1	UNCDX	UDL56	25.75	384.56	241.20					18.94	8.42	
	Additional 4-Wire 56Kbps Digital Grade Loop in same DS1 Interoffice Transport Combination - Zone 2		2	UNCDX	UDL56	29.74	384.56	241.20					18.94	8.42	
	Additional 4-Wire 56Kbps Digital Grade Loop in same DS1 Interoffice Transport Combination - Zone 3		3	UNCDX	UDL56	47.27	384.56	241.20					18.94	8.42	
	OCU-DP COCI (data) - DS1 to DS0 Channel System - combination per month (2.4-64kbs)			UNCDX	1D1DD	1.86	12.02	8.66					18.94	8.42	
	Nonrecurring Currently Combined Network Elements Switch -As-Is Charge			UNC1X	UNCCC		12.97	11.27					18.94	8.42	
4-WIRE 64 KBPS EXTENDED DIGITAL LOOP WITH DEDICATED DS1 INTEROFFICE TRANSPORT (EEL)															
	First 4-Wire 64Kbps Digital Grade Loop in a DS1 Interoffice Transport Combination - Zone 1		1	UNCDX	UDL64	25.75	348.55	241.20					18.94	8.42	
	First 4-Wire 64Kbps Digital Grade Loop in a DS1 Interoffice Transport Combination - Zone 2		2	UNCDX	UDL64	29.74	348.55	241.20					18.94	8.42	
	First 4-Wire 64Kbps Digital Grade Loop in a DS1 Interoffice Transport Combination - Zone 3		3	UNCDX	UDL64	47.27	348.55	241.20					18.94	8.42	
	Interoffice Transport - Dedicated - DS1 combination - Per Mile Per Month			UNC1X	1L5XX	0.4523									

UNBUNDLED NETWORK ELEMENTS - Georgia													Attachment: 2		Exhibit: B		
CATEGORY		RATE ELEMENTS	Interim	Zone	BCS	USOC	RATES(\$)			Svc Order Submitted Elec per LSR	Svc Order Submitted Manually per LSR	Incremental Charge - Manual Svc Order vs. Electronic-1st	Incremental Charge - Manual Svc Order vs. Electronic-Add'l	Incremental Charge - Manual Svc Order vs. Electronic-Disc 1st	Incremental Charge - Manual Svc Order vs. Electronic-Disc Add'l		
							Rec	Nonrecurring		Nonrecurring Disconnect		OSS Rates(\$)					
								First	Add'l	First	Add'l	SOME C	SOMAN	SOMAN	SOMAN	SOMAN	SOMAN
		Interoffice Transport - Dedicated - DS1 combination - Facility Termination Per Month			UNC1X	U1TF1	78.47	194.63	141.51					33.63	27.49	19.88	11.85
		Channelization - Channel System DS1 to DS0 combination Per Month			UNC1X	MQ1	126.22										
		OCU-DP COCI (data) - DS1 to DS0 Channel System combination - per month (2.4-64kbs)			UNCDX	1D1DD	1.86	12.02	8.66					18.94	8.42		
		Additional 4-Wire 64Kbps Digital Grade Loop in same DS1 Interoffice Transport Combination - Zone 1		1	UNCDX	UDL64	25.75	348.55	241.20					18.94	8.42		
		Additional 4-Wire 64Kbps Digital Grade Loop in same DS1 Interoffice Transport Combination - Zone 2		2	UNCDX	UDL64	29.74	348.55	241.20					18.94	8.42		
		Additional 4-Wire 64Kbps Digital Grade Loop in same DS1 Interoffice Transport Combination - Zone 3		3	UNCDX	UDL64	47.27	348.55	241.20					18.94	8.42		
		OCU-DP COCI (data) - DS1 to DS0 Channel System combination - per month (2.4-64kbs)			UNCDX	1D1DD	1.86	12.02	8.66					18.94	8.42		
		Nonrecurring Currently Combined Network Elements Switch -As-Is Charge			UNC1X	UNCCC		12.97	11.27					45.46	15.72		
	4-WIRE DS1 DIGITAL EXTENDED LOOP WITH DEDICATED DS1 INTEROFFICE TRANSPORT (EEL)																
		4-Wire DS1 Digital Loop in Combination with DS1 Interoffice Transport - Zone 1		1	UNC1X	USLXX	55.53	443.20	138.69					18.94	8.42		
		4-Wire DS1 Digital Loop in Combination with DS1 Interoffice Transport - Zone 2		2	UNC1X	USLXX	64.13	443.20	138.69					18.94	8.42		
		4-Wire DS1 Digital Loop in Combination with DS1 Interoffice Transport - Zone 3		3	UNC1X	USLXX	101.93	443.20	138.69					18.94	8.42		
		Interoffice Transport - Dedicated - DS1 combination - Per Mile Per Month			UNC1X	1L5XX	0.4523										
		Interoffice Transport - Dedicated - DS1 combination - Facility Termination Per Month			UNC1X	U1TF1	78.47	194.63	141.51					33.63	27.49	19.88	11.85
		Nonrecurring Currently Combined Network Elements Switch -As-Is Charge			UNC1X	UNCCC		12.97	11.27					45.46	15.72		
	4-WIRE DS1 DIGITAL EXTENDED LOOP WITH DEDICATED DS3 INTEROFFICE TRANSPORT (EEL)																
		First DS1 Loop in DS3 Interoffice Transport Combination - Zone 1		1	UNC1X	USLXX	55.53	443.20	138.69					18.94	8.42		
		First DS1 Loop in DS3 Interoffice Transport Combination - Zone 2		2	UNC1X	USLXX	64.13	443.20	138.69					18.94	8.42		
		First DS1 Loop in DS3 Interoffice Transport Combination - Zone 3		3	UNC1X	USLXX	101.93	443.20	138.69					18.94	8.42		
		Interoffice Transport - Dedicated - DS3 combination - Per Mile Per Month			UNC3X	1L5XX	2.72										
		Interoffice Transport - Dedicated - DS3 - Facility Termination per month			UNC3X	U1TF3	788.00	198.45	153.15					37.55	37.55	18.03	18.03
		DS3 to DS1 Channel System combination per month			UNC3X	MQ3	137.73	196.66	204.61					18.94	8.42		
		DS3 Interface Unit (DS1 COCI) combination per month			UNC1X	UC1D1	11.02	12.02	8.66					18.94	8.42		
		Additional DS1 Loop in DS3 Interoffice Transport Combination - Zone 1		1	UNC1X	USLXX	55.53	443.20	138.69					18.94	8.42		
		Additional DS1 Loop in DS3 Interoffice Transport Combination - Zone 2		2	UNC1X	USLXX	64.13	443.20	138.69					18.94	8.42		
		Additional DS1 Loop in DS3 Interoffice Transport Combination - Zone 3		3	UNC1X	USLXX	101.93	443.20	138.69					18.94	8.42		
		DS3 Interface Unit (DS1 COCI) combination per month			UNC1X	UC1D1	11.02	12.02	8.66					18.94	8.42		
		Nonrecurring Currently Combined Network Elements Switch -As-Is Charge			UNC3X	UNCCC		12.97	11.27					45.46	15.72		
	2-WIRE VOICE GRADE EXTENDED LOOP/ 2 WIRE VOICE GRADE INTEROFFICE TRANSPORT (EEL)																
		2-Wire VG Loop used with 2-wire VG Interoffice Transport Combination - Zone 1		1	UNCVX	UEAL2	16.84	104.14	78.10					18.94	8.42		
		2-Wire VG Loop used with 2-wire VG Interoffice Transport Combination - Zone 2		2	UNCVX	UEAL2	19.45	104.14	78.10					18.94	8.42		
		2-Wire VG Loop used with 2-wire VG Interoffice Transport Combination - Zone 3		3	UNCVX	UEAL2	30.92	104.14	78.10					18.94	8.42		

UNBUNDLED NETWORK ELEMENTS - Georgia											Attachment: 2		Exhibit: B				
CATEGORY	RATE ELEMENTS		Interim	Zone	BCS	USOC	RATES(\$)				Svc Order Submitted Elec per LSR	Svc Order Submitted Manually per LSR	Incremental Charge - Manual Svc Order vs. Electronic-1st	Incremental Charge - Manual Svc Order vs. Electronic-Add'l	Incremental Charge - Manual Svc Order vs. Electronic-Disc 1st	Incremental Charge - Manual Svc Order vs. Electronic-Disc Add'l	
								Nonrecurring		Nonrecurring Disconnect		OSS Rates(\$)					
							Rec	First	Add'l	First	Add'l	SOME C	SOMAN	SOMAN	SOMAN	SOMAN	SOMAN
		Interoffice Transport - Dedicated - 2-wire VG combination - Per Mile Per Month			UNCVX	1L5XX	0.0222										
		Interoffice Transport - Dedicated - 2- Wire Voice Grade combination - Facility Termination per month			UNCVX	U1TV2	17.07	79.61	36.08					18.94	18.94		
		Nonrecurring Currently Combined Network Elements Switch -As-Is Charge			UNCVX	UNCCC		12.97	11.27					45.46	15.72		
4-WIRE VOICE GRADE EXTENDED LOOP/ 4 WIRE VOICE GRADE INTEROFFICE TRANSPORT (EEL)																	
		4-WireVG Loop used with 4-wire VG Interoffice Transport Combination - Zone 1		1	UNCVX	UEAL4	22.26	206.95	170.57					18.94	8.42		
		4-WireVG Loop used with 4-wire VG Interoffice Transport Combination - Zone 2		2	UNCVX	UEAL4	25.70	206.95	170.57					18.94	8.42		
		4-WireVG Loop used with 4-wire VG Interoffice Transport Combination - Zone 3		3	UNCVX	UEAL4	40.86	206.95	170.57					18.94	8.42		
		Interoffice Transport - Dedicated - 4-wire VG combination - Per Mile Per Month			UNCVX	1L5XX	0.0222										
		Interoffice Transport - Dedicated - 4- Wire Voice Grade combination - Facility Termination per month			UNCVX	U1TV4	17.07	79.61	36.08					18.94	18.94		
		Nonrecurring Currently Combined Network Elements Switch -As-Is Charge			UNCVX	UNCCC		12.97	11.27					45.46	15.72		
DS3 DIGITAL EXTENDED LOOP WITH DEDICATED DS3 INTEROFFICE TRANSPORT (EEL)																	
		High Capacity Unbundled Local Loop - DS3 combination - Per Mile per month			UNC3X	1L5ND	8.90										
		High Capacity Unbundled Local Loop - DS3 combination - Facility Termination per month			UNC3X	UE3PX	390.34	639.50	426.40					37.55	37.55	18.03	18.03
		Interoffice Transport - Dedicated - DS3 - Per Mile per month			UNC3X	1L5XX	2.72										
		Interoffice Transport - Dedicated - DS3 combination - Facility Termination per month			UNC3X	U1TF3	788.00	198.45	153.15					37.55	37.55	18.03	18.03
		Nonrecurring Currently Combined Network Elements Switch -As-Is Charge			UNC3X	UNCCC		12.97	11.27					45.46	15.72		
STS1 DIGITAL EXTENDED LOOP WITH DEDICATED STS1 INTEROFFICE TRANSPORT (EEL)																	
		High Capacity Unbundled Local Loop - STS1 combination - Per Mile per month			UNCSX	1L5ND	8.90										
		High Capacity Unbundled Local Loop - STS1 combination - Facility Termination per month			UNCSX	UDLS1	421.59	639.50	426.40					37.55	37.55	18.03	18.03
		Interoffice Transport - Dedicated - STS1 combination - Per Mile per month			UNCSX	1L5XX	2.72										
		Interoffice Transport - Dedicated - STS1 combination - Facility Termination per month			UNCSX	U1TFS	783.63	198.45	449.91					37.55	37.55	18.03	18.03
		Nonrecurring Currently Combined Network Elements Switch -As-Is Charge			UNCSX	UNCCC		12.97	11.27					45.46	15.72		
2-WIRE ISDN EXTENDED LOOP WITH DS1 INTEROFFICE TRANSPORT (EEL)																	
		First 2-Wire ISDN Loop in a DS1 Interoffice Combination Transport - Zone 1		1	UNCNX	U1L2X	21.89	233.38	180.38					18.94	8.42		
		First 2-Wire ISDN Loop in a DS1 Interoffice Combination Transport - Zone 2		2	UNCNX	U1L2X	25.27	233.38	180.38					18.94	8.42		
		First 2-Wire ISDN Loop in a DS1 Interoffice Combination Transport - Zone 3		3	UNCNX	U1L2X	40.17	233.38	180.38					18.94	8.42		
		Interoffice Transport - Dedicated - DS1 combination - Per Mile			UNC1X	1L5XX	0.4523										
		Interoffice Transport - Dedicated - DS1 combination - Facility Termination per month			UNC1X	U1TF1	78.47	194.63	141.51					33.63	27.49	19.88	11.85
		Channelization - Channel System DS1 to DS0 combination - per month			UNC1X	MQ1	126.22										
		2-wire ISDN COCI (BRITE) - DS1 to DS0 Channel System combination - per month			UNCNX	UC1CA	3.37	12.02	8.66					33.63	27.49	19.88	11.85
		Additional 2-wire ISDN Loop in same DS1 Interoffice Transport Combination - Zone 1		1	UNCNX	U1L2X	21.89	233.38	180.38					18.94	8.42		
		Additional 2-wire ISDN Loop in same DS1 Interoffice Transport Combination - Zone 2		2	UNCNX	U1L2X	25.27	233.38	180.38					18.94	8.42		

UNBUNDLED NETWORK ELEMENTS - Georgia												Attachment: 2		Exhibit: B			
CATEGORY	RATE ELEMENTS		Interim	Zone	BCS	USOC	RATES(\$)				Svc Order Submitted Elec per LSR	Svc Order Submitted Manually per LSR	Incremental Charge - Manual Svc Order vs. Electronic-1st	Incremental Charge - Manual Svc Order vs. Electronic-Add'l	Incremental Charge - Manual Svc Order vs. Electronic-Disc 1st	Incremental Charge - Manual Svc Order vs. Electronic-Disc Add'l	
							Nonrecurring		Nonrecurring Disconnect		OSS Rates(\$)						
							Rec	First	Add'l	First	Add'l	SOME C	SOMAN	SOMAN	SOMAN	SOMAN	SOMAN
		Additional 2-wire ISDN Loop in same DS1 Interoffice Transport Combination - Zone 3		3	UNCNX	U1L2X	40.17	233.38	180.38					18.94	8.42		
		2-wire ISDN COCI (BRITE) - DS1 to DS0 Channel System combination - per month			UNCNX	UC1CA	3.37	12.02	8.66					33.63	27.49	19.88	11.85
		Nonrecurring Currently Combined Network Elements Switch - As Is Charge			UNC1X	UNCCC		12.97	11.27					45.46	15.72		
4-WIRE DS1 DIGITAL EXTENDED LOOP WITH DEDICATED STS-1 INTEROFFICE TRANSPORT (EEL)																	
		First DS1 Loop in STS1 Interoffice Transport Combination - Zone 1		1	UNC1X	USLXX	55.53	443.20	138.69					18.94	8.42		
		First DS1 Loop in STS1 Interoffice Transport Combination - Zone 2		2	UNC1X	USLXX	64.13	443.20	138.69					18.94	8.42		
		First DS1 Loop in STS1 Interoffice Transport Combination - Zone 3		3	UNC1X	USLXX	101.93	443.20	138.69					18.94	8.42		
		Interoffice Transport - Dedicated - STS1 combination - Per Mile Per Month			UNCSX	1L5XX	2.72										
		Interoffice Transport - Dedicated - STS1 combination - Facility Termination			UNCSX	U1TFS	783.63	198.45	449.91					37.55	37.55	18.08	18.03
		STS1 to DS1 Channel System combination per month			UNCSX	MQ3	182.04	196.66	204.61					37.55	37.55	18.08	18.03
		DS3 Interface Unit (DS1 COCI) combination per month			UNC1X	UC1D1	11.02	12.02	8.66					37.55	37.55	18.08	18.03
		Additional DS1 Loop in STS1 Interoffice Transport Combination - Zone 1		1	UNC1X	USLXX	55.53	443.20	138.69					18.94	8.42		
		Additional DS1 Loop in STS1 Interoffice Transport Combination - Zone 2		2	UNC1X	USLXX	64.13	443.20	138.69					18.94	8.42		
		Additional DS1 Loop in STS1 Interoffice Transport Combination - Zone 3		3	UNC1X	USLXX	101.93	443.20	138.69					18.94	8.42		
		DS3 Interface Unit (DS1 COCI) combination per month			UNC1X	UC1D1	11.02	12.02	8.66					18.94	8.42		
		Nonrecurring Currently Combined Network Elements Switch - As Is Charge			UNCSX	UNCCC		12.97	11.27					45.46	15.72		
4-WIRE 56 KBPS DIGITAL EXTENDED LOOP WITH 56 KBPS INTEROFFICE TRANSPORT (EEL)																	
		4-wire 56 kbps Loop/4-wire 56 kbps Interoffice Transport Combination - Zone 1		1	UNCDX	UDL56	25.75	384.56	241.20					18.94	8.42		
		4-wire 56 kbps Loop/4-wire 56 kbps Interoffice Transport Combination - Zone 2		2	UNCDX	UDL56	29.74	384.56	241.20					18.94	8.42		
		4-wire 56 kbps Loop/4-wire 56 kbps Interoffice Transport Combination - Zone 3		3	UNCDX	UDL56	47.27	384.56	241.20					18.94	8.42		
		Interoffice Transport - Dedicated - 4-wire 56 kbps combination - Per Mile			UNCDX	1L5XX	0.0222										
		Interoffice Transport - Dedicated - 4-wire 56 kbps combination - Facility Termination			UNCDX	U1TD5	16.45	147.07	111.75					33.63	27.49	19.88	11.85
		Nonrecurring Currently Combined Network Elements Switch - As Is Charge			UNCDX	UNCCC		12.97	11.27					45.46	15.72		
4-WIRE 64 KBPS DIGITAL EXTENDED LOOP WITH 64 KBPS INTEROFFICE TRANSPORT (EEL)																	
		4-wire 64 kbps Loop/4-wire 64 kbps Interoffice Transport Combination - Zone 1		1	UNCDX	UDL64	25.75	348.55	241.20					18.94	8.42		
		4-wire 64 kbps Loop/4-wire 64 kbps Interoffice Transport Combination - Zone 2		2	UNCDX	UDL64	29.74	348.55	241.20					18.94	8.42		
		4-wire 64 kbps Loop/4-wire 64 kbps Interoffice Transport Combination - Zone 3		3	UNCDX	UDL64	47.27	348.55	241.20					18.94	8.42		
		Interoffice Transport - Dedicated - 4-wire 64 kbps combination - Per Mile			UNCDX	1L5XX	0.0222										
		Interoffice Transport - Dedicated - 4-wire 64 kbps combination - Facility Termination			UNCDX	U1TD6	16.45	147.07	111.75					33.63	27.49	19.88	11.85
		Nonrecurring Currently Combined Network Elements Switch - As Is Charge			UNCDX	UNCCC		12.97	11.27					45.46	15.72		
ADDITIONAL NETWORK ELEMENTS																	
	When used as a part of a currently combined facility, the non-recurring charges do not apply, but a Switch As Is charge does apply.																
	When used as ordinarily combined network elements in Georgia, the non-recurring charges apply and the Switch As Is Charge does not.																
	Node (SynchroNet)																
	Nonrecurring Currently Combined Network Elements "Switch As Is" Charge (One applies to each combination)																

UNBUNDLED NETWORK ELEMENTS - Georgia												Attachment: 2		Exhibit: B		
CATEGORY	RATE ELEMENTS		Interim	Zone	BCS	USOC	RATES(\$)				Svc Order Submitted Elec per LSR	Svc Order Submitted Manually per LSR	Incremental Charge - Manual Svc Order vs. Electronic-1st	Incremental Charge - Manual Svc Order vs. Electronic-Add'l	Incremental Charge - Manual Svc Order vs. Electronic-Disc 1st	Incremental Charge - Manual Svc Order vs. Electronic-Disc Add'l
								Nonrecurring		Nonrecurring Disconnect		OSS Rates(\$)				
							Rec	First	Add'l	First	Add'l	SOMEc	SOMAN	SOMAN	SOMAN	SOMAN
		Nonrecurring Currently Combined Network Elements Switch -As-Is Charge - 2 wire/4-Wire VG			UNCVX	UNCCC		12.97	11.27					18.94	18.94	
		Nonrecurring Currently Combined Network Elements Switch -As-Is Charge - 56/64 kbps			UNCDX	UNCCC		12.97	11.27					18.94	18.94	
		Nonrecurring Currently Combined Network Elements Switch -As-Is Charge - DS1			UNC1X	UNCCC		12.97	11.27					18.94	18.94	
		Nonrecurring Currently Combined Network Elements Switch -As-Is Charge - DS3			UNC3X	UNCCC		12.97	11.27					18.94	18.94	
		Nonrecurring Currently Combined Network Elements Switch -As-Is Charge - STS1			UNCSX	UNCCC		12.97	11.27					18.94	18.94	
NOTE: Local Channel - Dedicated Transport - minimum billing period - Below DS3=one month, DS3 and above=four months																
		Local Channel - Dedicated - 2-Wire Voice Grade per month			UNCXV	ULDV2	13.91	272.07	60.43					18.94	18.94	
		Local Channel - Dedicated - 4-Wire Voice Grade per month			UNCXV	ULDV4	14.99	272.07	60.43					18.94	18.94	
		Local Channel - Dedicated - DS1 Per Month			UNC1X	ULDF1	38.36	164.99	113.76							
		Local Channel - Dedicated - DS3 - Per Mile per month			UNC3X	1L5NC	6.92									
		Local Channel - Dedicated - DS3 - Facility Termination per month			UNC3X	ULDF3	515.91	639.50	426.31					18.94	18.94	
		Local Channel - Dedicated - STS-1- Per Mile per month			UNCSX	1L5NC	6.92									
		Local Channel - Dedicated - STS-1 - Facility Termination per month			UNCSX	ULDFS	517.56	639.50	426.31					18.94	18.94	
UNBUNDLED LOCAL EXCHANGE SWITCHING(PORTS)																
	Exchange Ports															
	NOTE: Although the Port Rate includes all available features in GA, KY, LA & TN, the desired features will need to be ordered using retail USOCs															
	2-WIRE VOICE GRADE LINE PORT RATES (RES)															
		Exchange Ports - 2-Wire Analog Line Port- Res.			UEPSR	UEPRL	1.85	17.16	17.16					18.94	8.42	
		Exchange Ports - 2-Wire Analog Line Port with Caller ID - Res.			UEPSR	UEPRC	1.85	17.16	17.16					18.94	8.42	
		Exchange Ports - 2-Wire Analog Line Port outgoing only - Res.			UEPSR	UEPRO	1.85	17.16	17.16					18.94	8.42	
		Exchange Ports - 2-Wire VG unbundled res, low usage line port with Caller ID (LUM)			UEPSR	UEPAP	1.85		17.16					18.94	8.42	
		Subsequent Activity			UEPSR	USASC	0.00	0.00	0.00					18.94	8.42	
FEATURES																
		All Available Vertical Features			UEPSR	UEPVF	0.00	0.00	0.00					18.94	8.42	
	2-WIRE VOICE GRADE LINE PORT RATES (BUS)															
		Exchange Ports - 2-Wire Analog Line Port without Caller ID - Bus			UEPSB	UEPBL	1.85	17.16	17.16					18.94	8.42	
		Exchange Ports - 2-Wire VG unbundled Line Port with unbundled port with Caller+E484 ID - Bus.			UEPSB	UEPBC	1.85	17.16	17.16					18.94	8.42	
		Exchange Ports - 2-Wire Analog Line Port outgoing only - Bus.			UEPSB	UEPBO	1.85	17.16	17.16					18.94	8.42	
		Exchange Ports - 2-Wire VG unbundled incoming only port with Caller ID - Bus			UEPSB	UEPB1	1.85	17.16	17.16					18.94	8.42	
		Subsequent Activity			UEPSB	USASC	0.00	0.00	0.00					18.94	8.42	
FEATURES																
		All Available Vertical Features			UEPSB	UEPVF	0.00	0.00	0.00					18.94	8.42	
EXCHANGE PORT RATES (DID & PBX)																
		2-Wire VG Unbundled 2-Way PBX Trunk - Res			UEPSE	UEPRD	1.85	17.16	17.16					18.94	8.42	
		2-Wire VG Line Side Unbundled 2-Way PBX Trunk - Bus			UEPSP	UEPPC	1.85	17.16	17.16					18.94	8.42	
		2-Wire VG Line Side Unbundled Outward PBX Trunk - Bus			UEPSP	UEPPO	1.85	17.16	17.16					18.94	8.42	
		2-Wire VG Line Side Unbundled Incoming PBX Trunk - Bus			UEPSP	UEPP1	1.85	17.16	17.16					18.94	8.42	
		2-Wire Analog Long Distance Terminal PBX Trunk - Bus			UEPSP	UEPLD	1.85	17.16	17.16					18.94	8.42	
		2-Wire Voice Unbundled PBX LD Terminal Ports			UEPSP	UEPLD	1.85	17.16	17.16					18.94	8.42	
		2-Wire Voice Unbundled 2-Way PBX Usage Port			UEPSP	UEPXA	1.85	17.16	17.16					18.94	8.42	
		2-Wire Voice Unbundled PBX Toll Terminal Hotel Ports			UEPSP	UEPXB	1.85	17.16	17.16					18.94	8.42	
		2-Wire Voice Unbundled PBX LD DDD Terminals Port			UEPSP	UEPXC	1.85	17.16	17.16					18.94	8.42	
		2-Wire Voice Unbundled PBX LD Terminal Switchboard Port			UEPSP	UEPXD	1.85	17.16	17.16					18.94	8.42	
		2-Wire Voice Unbundled PBX LD Terminal Switchboard IDD Capable Port			UEPSP	UEPXE	1.85	17.16	17.16					18.94	8.42	

UNBUNDLED NETWORK ELEMENTS - Georgia											Attachment: 2		Exhibit: B			
CATEGORY	RATE ELEMENTS	Interim	Zone	BCS	USOC	RATES(\$)				Svc Order Submitted Elec per LSR	Svc Order Submitted Manually per LSR	Incremental Charge - Manual Svc Order vs. Electronic-1st	Incremental Charge - Manual Svc Order vs. Electronic-Add'l	Incremental Charge - Manual Svc Order vs. Electronic-Disc 1st	Incremental Charge - Manual Svc Order vs. Electronic-Disc Add'l	
						Rec	Nonrecurring		Nonrecurring Disconnect		OSS Rates(\$)					
							First	Add'l	First	Add'l	SOME C	SOMAN	SOMAN	SOMAN	SOMAN	SOMAN
	2-Wire Voice Unbundled 2-Way PBX Hotel/Hospital Economy Administrative Calling Port			UEPSP	UEPXL	1.85	17.16	17.16					18.94	8.42		
	2-Wire Voice Unbundled 2-Way PBX Hotel/Hospital Economy Room Calling Port			UEPSP	UEPXM	1.85	17.16	17.16					18.94	8.42		
	2-Wire Voice Unbundled 1-Way Outgoing PBX Hotel/Hospital Discount Room Calling Port			UEPSP	UEPXO	1.85	17.16	17.16					18.94	8.42		
	2-Wire Voice Unbundled 1-Way Outgoing PBX Measured Port			UEPSP	UEPXS	1.85	17.16	17.16					18.94	8.42		
	Subsequent Activity			UEPSP	USASC	0.00	0.00	0.00					18.94	8.42		
FEATURES																
	All Available Vertical Features			UEPSP	UEPSE	UEPVF	0.00	0.00	0.00				18.94	8.42		
EXCHANGE PORT RATES (COIN)																
	Exchange Ports - Coin Port					2.05	17.16	17.16					18.94	8.42		
NOTE: Transmission/usage charges associated with POTS circuit switched usage will also apply to circuit switched voice and/or circuit switched data transmission by B-Channels associated with 2-wire ISDN ports.																
NOTE: Access to B Channel or D Channel Packet capabilities will be available only through BFR/New Business Request Process. Rates for the packet capabilities will be determined via the Bona Fide Request/New Business Request Process.																
UNBUNDLED LOCAL EXCHANGE SWITCHING(PORTS)																
EXCHANGE PORT RATES (DID & PBX)																
	Exchange Ports - 2-Wire DID Port			UEPEX	UEPP2	11.35	61.91	61.91					19.99	19.99	19.99	19.99
	Exchange Ports - DDITS Port - 4-Wire DS1 Port with DID capability			UEPDD	UEPDD	120.80	108.38	60.88					19.99	19.99	19.99	19.99
	Exchange Ports - 2-Wire ISDN Port (See Notes below.)			UEPTX	UEPSX	U1PMA	13.47	47.37	47.37				39.98	39.98		
	All Features Offered			UEPTX	UEPSX	UEPVF	0.00	0.00	0.00							
NOTE: Transmission/usage charges associated with POTS circuit switched usage will also apply to circuit switched voice and/or circuit switched data transmission by B-Channels associated with 2-wire ISDN ports.																
NOTE: Access to B Channel or D Channel Packet capabilities will be available only through BFR/New Business Request Process. Rates for the packet capabilities will be determined via the Bona Fide Request/New Business Request Process.																
	Exchange Ports - 2-Wire ISDN Port -- Channel Profiles			UEPTX	UEPSX	U1UMA	0.00	0.00	0.00							
	Exchange Ports - 4-Wire ISDN DS1 Port			UEPEX	UEPEX	163.16	186.80	186.80					37.88	37.88		
UNBUNDLED LOCAL SWITCHING, PORT USAGE																
End Office Switching (Port Usage)																
	End Office Switching Function, Per MOU					0.0016333										
	End Office Trunk Port - Shared, Per MOU					0.0001564										
Tandem Switching (Port Usage) (Local or Access Tandem)																
	Tandem Switching Function Per MOU					0.0006757										
	Tandem Trunk Port - Shared, Per MOU					0.0002126										
Common Transport																
	Common Transport - Per Mile, Per MOU					0.000008										
	Common Transport - Facilities Termination Per MOU					0.0004152										
UNBUNDLED PORT/LOOP COMBINATIONS - COST BASED RATES																
Cost Based Rates are applied where BellSouth is required by FCC and/or State Commission rule to provide Unbundled Local Switching or Switch Ports.																
Features shall apply to the Unbundled Port/Loop Combination - Cost Based Rate section in the same manner as they are applied to the Stand-Alone Unbundled Port section of this Rate Exhibit.																
End Office and Tandem Switching Usage and Common Transport Usage rates in the Port section of this rate exhibit shall apply to all combinations of loop/port network elements except for UNE Coin Port/Loop Combinations.																
For Georgia, Kentucky, Louisiana, Mississippi, South Carolina and Tennessee, the recurring UNE Port and Loop charges listed apply to Currently Combined and Not Currently Combined Combos. The first and additional Port nonrecurring charges apply to Not Currently Combined Combos for all states. In GA, KY, LA, MS, SC and TN these nonrecurring charges are commission ordered cost based rates and in AL, FL and NC these nonrecurring charges are Market Rates and are also listed in the Market Rate section.																
For Currently Combined Combos in all other states, the nonrecurring charges shall be those identified in the Nonrecurring - Currently Combined sections.																
2-WIRE VOICE GRADE LOOP WITH 2-WIRE LINE PORT (RES)																
UNE Port/Loop Combination Rates																
	2-Wire VG Loop/Port Combo - Zone 1		1			12.59										
	2-Wire VG Loop/Port Combo - Zone 2		2			14.26										
	2-Wire VG Loop/Port Combo - Zone 3		3			21.62										
UNE Loop Rates																
	2-Wire Voice Grade Loop (SL1) - Zone 1		1	UEPRX	UEPLX	10.80										
	2-Wire Voice Grade Loop (SL1) - Zone 2		2	UEPRX	UEPLX	12.47										
	2-Wire Voice Grade Loop (SL1) - Zone 3		3	UEPRX	UEPLX	19.83										
2-Wire Voice Grade Line Port Rates (Res)																
	2-Wire voice unbundled port - residence			UEPRX	UEPRL	1.79	22.14	15.25	8.45	3.91			33.67	7.88	11.17	3.91
	2-Wire voice unbundled port with Caller ID - res			UEPRX	UEPRC	1.79	22.14	15.25	8.45	3.91			37.06	7.88	11.17	3.91
	2-Wire voice unbundled port outgoing only - res			UEPRX	UEPRO	1.79	22.14	15.25	8.45	3.91			33.67	7.88	11.17	3.91
	2-Wire voice unbundles res, low usage line port with Caller ID (LUM)			UEPRX	UEPAP	1.79	22.14	15.25	8.45	3.91			33.67	7.88	11.17	3.91
FEATURES																
	All Features Offered			UEPRX	UEPVF	0.00	0.00	0.00					33.67	7.88	11.17	3.91

UNBUNDLED NETWORK ELEMENTS - Georgia												Attachment: 2		Exhibit: B		
CATEGORY	RATE ELEMENTS	Interim	Zone	BCS	USOC	RATES(\$)				Svc Order Submitted Elec per LSR	Svc Order Submitted Manually per LSR	Incremental Charge - Manual Svc Order vs. Electronic-1st	Incremental Charge - Manual Svc Order vs. Electronic-Add'l	Incremental Charge - Manual Svc Order vs. Electronic-Disc 1st	Incremental Charge - Manual Svc Order vs. Electronic-Disc Add'l	
							Nonrecurring		Nonrecurring Disconnect		OSS Rates(\$)					
						Rec	First	Add'l	First	Add'l	SOMEc	SOMAN	SOMAN	SOMAN	SOMAN	SOMAN
	LOCAL NUMBER PORTABILITY															
	Local Number Portability (1 per port)			UEPRX	LNPCX	0.35										
	NONRECURRING CHARGES (NRCs) - CURRENTLY COMBINED															
	2-Wire Voice Grade Loop / Line Port Combination - Conversion - Switch-as-is			UEPRX	USAC2		2.01	0.3108					33.67	7.88	11.17	3.91
	2-Wire Voice Grade Loop / Line Port Combination - Conversion - Switch with change			UEPRX	USACC		2.01	0.3108					33.67	7.88		
	ADDITIONAL NRCs															
	2-Wire Voice Grade Loop/Line Port Combination - Subsequent Activity			UEPRX	USAS2	0.00	0.00	0.00					33.67	7.88	11.17	3.91
	2-WIRE VOICE GRADE LOOP WITH 2-WIRE LINE PORT (BUS)															
	UNE Port/Loop Combination Rates															
	2-Wire VG Loop/Port Combo - Zone 1		1			12.59										
	2-Wire VG Loop/Port Combo - Zone 2		2			14.26										
	2-Wire VG Loop/Port Combo - Zone 3		3			21.62										
	UNE Loop Rates															
	2-Wire Voice Grade Loop (SL1) - Zone 1		1	UEPBX	UEPLX	10.80										
	2-Wire Voice Grade Loop (SL1) - Zone 2		2	UEPBX	UEPLX	12.47										
	2-Wire Voice Grade Loop (SL1) - Zone 3		3	UEPBX	UEPLX	19.83										
	2-Wire Voice Grade Line Port (Bus)															
	2-Wire voice unbundled port without Caller ID - bus			UEPBX	UEPBL	1.79	22.14	15.25	8.45	3.91			33.67	7.88	11.17	3.91
	2-Wire voice unbundled port with Caller + E484 ID - bus			UEPBX	UEPBC	1.79	22.14	15.25	8.45	3.91			33.67	7.88	11.17	3.91
	2-Wire voice unbundled port outgoing only - bus			UEPBX	UEPBO	1.79	22.14	15.25	8.45	3.91			33.67	7.88	11.17	3.91
	2-Wire voice unbundled incoming only port with Caller ID - Bus			UEPBX	UEPB1	1.79	22.14	15.25	8.45	3.91			33.67	7.88	11.17	3.91
	LOCAL NUMBER PORTABILITY															
	Local Number Portability (1 per port)			UEPBX	LNPCX	0.35										
	FEATURES															
	All Features Offered			UEPBX	UEPVF	0.00	0.00	0.00					33.67	7.88	11.17	3.91
	NONRECURRING CHARGES (NRCs) - CURRENTLY COMBINED															
	2-Wire Voice Grade Loop / Line Port Combination - Conversion - Switch-as-is			UEPBX	USAC2		2.01	0.3108					33.67	7.88	11.17	3.91
	2-Wire Voice Grade Loop / Line Port Combination - Conversion - Switch with change			UEPBX	USACC		2.01	0.3108								
	ADDITIONAL NRCs															
	2-Wire Voice Grade Loop/Line Port Combination - Subsequent Activity			UEPBX	USAS2		0.00	0.00					33.67	7.88	11.17	3.91
	2-WIRE VOICE GRADE LOOP WITH 2-WIRE LINE PORT (RES - PBX)															
	UNE Port/Loop Combination Rates															
	2-Wire VG Loop/Port Combo - Zone 1		1			12.59										
	2-Wire VG Loop/Port Combo - Zone 2		2			14.26										
	2-Wire VG Loop/Port Combo - Zone 3		3			21.62										
	UNE Loop Rates															
	2-Wire Voice Grade Loop (SL1) - Zone 1		1	UEPRG	UEPLX	10.80										
	2-Wire Voice Grade Loop (SL1) - Zone 2		2	UEPRG	UEPLX	12.47										
	2-Wire Voice Grade Loop (SL1) - Zone 3		3	UEPRG	UEPLX	19.83										
	2-Wire Voice Grade Line Port Rates (RES - PBX)															
	2-Wire VG Unbundled Combination 2-Way PBX Trunk Port - Res			UEPRG	UEPRD	1.79	22.14	15.25	8.45	3.91			33.67	7.88	11.17	3.91
	LOCAL NUMBER PORTABILITY															
	Local Number Portability (1 per port)			UEPRG	LNPCP	3.15	0.00	0.00					33.67	7.88	11.17	3.91
	FEATURES															
	All Features Offered			UEPRG	UEPVF	0.00	0.00	0.00					33.67	7.88	11.17	3.91
	NONRECURRING CHARGES (NRCs) - CURRENTLY COMBINED															
	2-Wire Voice Grade Loop/ Line Port Combination (PBX) - Conversion - Switch-As-Is			UEPRG	USAC2		2.01	0.3108					33.67	7.88	11.17	3.91
	2-Wire Voice Grade Loop/ Line Port Combination (PBX) - Conversion - Switch with Change			UEPRG	USACC		2.01	0.3108					33.67	7.88	11.17	3.91
	ADDITIONAL NRCs															

UNBUNDLED NETWORK ELEMENTS - Georgia												Attachment: 2		Exhibit: B		
CATEGORY	RATE ELEMENTS		Interi m	Zone	BCS	USOC	RATES(\$)				Svc Order Submitted Elec per LSR	Svc Order Submitted Manually per LSR	Incremental Charge - Manual Svc Order vs. Electronic- 1st	Incremental Charge - Manual Svc Order vs. Electronic- Add'l	Incremental Charge - Manual Svc Order vs. Electronic- Disc 1st	Incremental Charge - Manual Svc Order vs. Electronic- Disc Add'l
												OSS Rates(\$)				
							Rec	First	Add'l	First	Add'l	SOME C	SOMAN	SOMAN	SOMAN	SOMAN
		2-Wire Voice Grade Loop/ Line Port Combination (PBX) - Subsequent Activity			UEPRG	USAS2	0.00	0.00	0.00					33.67	7.88	11.17
		PBX Subsequent Activity - Change/Rearrange Multiline Hunt Group						14.64	14.64					19.99	19.99	19.99
	2-WIRE VOICE GRADE LOOP WITH 2-WIRE LINE PORT (BUS - PBX)															
	UNE Port/Loop Combination Rates															
		2-Wire VG Loop/Port Combo - Zone 1		1			12.59									
		2-Wire VG Loop/Port Combo - Zone 2		2			14.26									
		2-Wire VG Loop/Port Combo - Zone 3		3			21.62									
	UNE Loop Rates															
		2-Wire Voice Grade Loop (SL 1) - Zone 1		1	UEPPX	UEPLX	10.80									
		2-Wire Voice Grade Loop (SL 1) - Zone 2		2	UEPPX	UEPLX	12.47									
		2-Wire Voice Grade Loop (SL 1) - Zone 3		3	UEPPX	UEPLX	19.83									
	2-Wire Voice Grade Line Port Rates (BUS - PBX)															
		Line Side Unbundled Combination 2-Way PBX Trunk Port - Bus			UEPPX	UEPPC	1.79	22.14	15.25	8.45	3.91			33.67	7.88	11.17
		Line Side Unbundled Outward PBX Trunk Port - Bus			UEPPX	UEPPO	1.79	22.14	15.25	8.45	3.91			33.67	7.88	11.17
		Line Side Unbundled Incoming PBX Trunk Port - Bus			UEPPX	UEPP1	1.79	22.14	15.25	8.45	3.91			33.67	7.88	11.17
		2-Wire Voice Unbundled PBX LD Terminal Ports			UEPPX	UEPLD	1.79	22.14	15.25	8.45	3.91			33.67	7.88	11.17
		2-Wire Voice Unbundled 2-Way Combination PBX Usage Port			UEPPX	UEPXA	1.79	22.14	15.25	8.45	3.91			37.06	7.88	11.17
		2-Wire Voice Unbundled PBX Toll Terminal Hotel Ports			UEPPX	UEPXB	1.79	22.14	15.25	8.45	3.91			33.67	7.88	11.17
		2-Wire Voice Unbundled PBX LD DDD Terminals Port			UEPPX	UEPXC	1.79	22.14	15.25	8.45	3.91			33.67	7.88	11.17
		2-Wire Voice Unbundled PBX LD Terminal Switchboard Port			UEPPX	UEPXD	1.79	22.14	15.25	8.45	3.91			33.67	7.88	11.17
		2-Wire Voice Unbundled PBX LD Terminal Switchboard IDD Capable Port			UEPPX	UEPXE	1.79	22.14	15.25	8.45	3.91			33.67	7.88	11.17
		2-Wire Voice Unbundled 2-Way PBX Hotel/Hospital Economy Administrative Calling Port			UEPPX	UEPXL	1.79	22.14	15.25	8.45	3.91			33.67	7.88	11.17
		2-Wire Voice Unbundled 2-Way PBX Hotel/Hospital Economy Room Calling Port			UEPPX	UEPXM	1.79	22.14	15.25	8.45	3.91			33.67	7.88	11.17
		2-Wire Voice Unbundled 1-Way Outgoing PBX Hotel/Hospital Discount Room Calling Port			UEPPX	UEPXO	1.79	22.14	15.25	8.45	3.91			33.67	7.88	11.17
		2-Wire Voice Unbundled 1-Way Outgoing PBX Measured Port			UEPPX	UEPXS	1.79	22.14	15.25	8.45	3.91			33.67	7.88	11.17
	LOCAL NUMBER PORTABILITY															
		Local Number Portability (1 per port)			UEPPX	LNPCP	3.15	0.00	0.00					33.67	7.88	11.17
	FEATURES															
		All Features Offered			UEPPX	UEPVF	0.00	0.00	0.00					33.67	7.88	11.17
	NONRECURRING CHARGES (NRCs) - CURRENTLY COMBINED															
		2-Wire Voice Grade Loop/ Line Port Combination (PBX) - Conversion - Switch-As-Is			UEPPX	USAC2		2.01	0.3108					33.67	7.88	11.17
		2-Wire Voice Grade Loop/ Line Port Combination (PBX) - Conversion - Switch with Change			UEPPX	USACC		2.01	0.3108					33.67	7.88	11.17
	ADDITIONAL NRCs															
		2-Wire Voice Grade Loop/ Line Port Combination (PBX) - Subsequent Activity			UEPPX	USAS2	0.00	0.00	0.00					33.67	7.88	11.17
		PBX Subsequent Activity - Change/Rearrange Multiline Hunt Group						14.64	14.64					19.99	19.99	19.99
	2-WIRE VOICE GRADE LOOP WITH 2-WIRE ANALOG LINE COIN PORT															
	UNE Port/Loop Combination Rates															
		2-Wire VG Coin Port/Loop Combo - Zone 1		1			12.69									
		2-Wire VG Coin Port/Loop Combo - Zone 2		2			14.36									
		2-Wire VG Coin Port/Loop Combo - Zone 3		3			21.72									
	UNE Loop Rates															
		2-Wire Voice Grade Loop (SL1) - Zone 1		1	UEPCO	UEPLX	10.80									
		2-Wire Voice Grade Loop (SL1) - Zone 2		2	UEPCO	UEPLX	12.47									
		2-Wire Voice Grade Loop (SL1) - Zone 3		3	UEPCO	UEPLX	19.83									
	2-Wire Voice Grade Line Ports (COIN)															
		2-Wire Coin 2-Way with Operator Screening (GA)			UEPCO	UEPGC	1.89	22.14	15.25	8.45	3.91			33.67	7.88	11.17
		2-Wire Coin 2-Way with Operator Screening and Blocking: 011, 900/976, 1+DDD (GA)			UEPCO	UEP2G	1.89	22.14	15.25	8.45	3.91			33.67	7.88	11.17

UNBUNDLED NETWORK ELEMENTS - Georgia												Attachment: 2		Exhibit: B			
CATEGORY		RATE ELEMENTS	Interim	Zone	BCS	USOC	RATES(\$)				Svc Order Submitted Elec per LSR	Svc Order Submitted Manually per LSR	Incremental Charge - Manual Svc Order vs. Electronic-1st	Incremental Charge - Manual Svc Order vs. Electronic-Add'l	Incremental Charge - Manual Svc Order vs. Electronic-Disc 1st	Incremental Charge - Manual Svc Order vs. Electronic-Disc Add'l	
												OSS Rates(\$)					
							Rec	First	Add'l	First	Add'l	SOME C	SOMAN	SOMAN	SOMAN	SOMAN	SOMAN
		2-Wire Coin 2-Way with Operator Screening and 011 Blocking (GA)			UEPCO	UEPGA	1.89	22.14	15.25	8.45	3.91			33.67	7.88	11.17	3.91
		2-Wire Coin 2-Way with Operator Screening and 900/976 Blocking (GA)			UEPCO	UEPGB	1.89	22.14	15.25	8.45	3.91			33.67	7.88	11.17	3.91
		2-Wire Coin 2-Way with Operator Screening and Blocking: 900/976, 1+DDD, 011+, and Local (GA)			UEPCO	UEPCH	1.89	22.14	15.25	8.45	3.91			33.67	7.88	11.17	3.91
		2-Wire Coin Outward with Operator Screening and 011 Blocking (GA, KY, MS)			UEPCO	UEPRJ	1.89	22.14	15.25	8.45	3.91			33.67	7.88	11.17	3.91
		2-Wire Coin Outward with Operator Screening and Blocking: 900/976, 1+DDD, 011+, and Local (FL, GA)			UEPCO	UEPCQ	1.89	22.14	15.25	8.45	3.91			33.67	7.88	11.17	3.91
		2-Wire 2-Way Smartline with 900/976 (all states except LA)			UEPCO	UEPCK	1.89	22.14	15.25	8.45	3.91			33.67	7.88	11.17	3.91
		2-Wire Coin Outward Smartline with 900/976 (all states except LA)			UEPCO	UEPCR	1.89	22.14	15.25	8.45	3.91			33.67	7.88	11.17	3.91
		ADDITIONAL UNE COIN PORT/LOOP (RC)															
		UNE Coin Port/Loop Combo Usage (Flat Rate)			UEPCO	URECU	3.59	0.00	0.00					33.67	7.88	11.17	3.91
		LOCAL NUMBER PORTABILITY															
		Local Number Portability (1 per port)			UEPCO	LNPCX	0.35										
		NONRECURRING CHARGES - CURRENTLY COMBINED															
		2-Wire Voice Grade Loop / Line Port Combination - Conversion - Switch-as-is			UEPCO	USAC2		2.01	0.3108					33.67	7.88	11.17	3.91
		2-Wire Voice Grade Loop / Line Port Combination - Conversion - Switch with change			UEPCO	USACC		2.01	0.31					33.67	7.88	11.17	3.91
		ADDITIONAL NRCS															
		2-Wire Voice Grade Loop/Line Port Combination - Subsequent Activity			UEPCO	USAS2		0.00	0.00					33.67	7.88	11.17	3.91
		UNBUNDLED REMOTE CALL FORWARDING - RES															
		UNBUNDLED REMOTE CALL FORWARDING - Bus															
		Unbundled Remote Call Forwarding, InterState/Intra LATA-Bus			UEPVB	UEPVJ	1.85	17.16	17.16					18.94	8.42		
UNBUNDLED PORT/LOOP COMBINATIONS - COST BASED RATES																	
		2-WIRE VOICE GRADE LOOP- BUS ONLY - WITH 2-WIRE DID TRUNK PORT															
		UNE Port/Loop Combination Rates															
		2-Wire VG Loop/2-Wire DID Trunk Port Combo - UNE Zone 1		1			28.19										
		2-Wire VG Loop/2-Wire DID Trunk Port Combo - UNE Zone 2		2			30.80										
		2-Wire VG Loop/2-Wire DID Trunk Port Combo - UNE Zone 3		3			42.27										
		UNE Loop Rates															
		2-Wire Analog Voice Grade Loop - (SL2) - UNE Zone 1		1	UEPPX	UECD1	16.84	104.78	78.10								
		2-Wire Analog Voice Grade Loop - (SL2) - UNE Zone 2		2	UEPPX	UECD1	19.45	104.78	78.10								
		2-Wire Analog Voice Grade Loop - (SL2) - UNE Zone 3		3	UEPPX	UECD1	30.92	104.78	104.10								
		UNE Port Rate															
		Exchange Ports - 2-Wire DID Port			UEPPX	UEPD1	11.35	61.91	61.91					33.67	7.88		
		NONRECURRING CHARGES - CURRENTLY COMBINED															
		2-Wire Voice Grade Loop / 2-Wire DID Trunk Port Combination - Switch-as-is			UEPPX	USAC1		93.38	93.38					33.67	7.88		
		2-Wire Voice Grade Loop / 2-Wire DID Trunk Port Conversion with BellSouth Allowable Changes			UEPPX	USA1C		93.38	93.38					33.67	7.88		
		ADDITIONAL NRCS															
		Telephone Number/Trunk Group Establishment Charges															
		DID Trunk Termination (One Per Port)			UEPPX	NDT	0.00	0.00	0.00								
		DID Numbers, Establish Trunk Group and Provide First Group of 20 DID Numbers			UEPPX	NDZ	0.00	0.00	0.00								
		Additional DID Numbers for each Group of 20 DID Numbers			UEPPX	ND4	0.00	0.00	0.00								
		DID Numbers, Non- consecutive DID Numbers , Per Number			UEPPX	ND5	0.00	0.00	0.00								
		Reserve Non-Consecutive DID numbers			UEPPX	ND6	0.00	0.00	0.00								
		Reserve DID Numbers			UEPPX	NDV	0.00	0.00	0.00								
		LOCAL NUMBER PORTABILITY															
		Local Number Portability (1 per port)			UEPPX	LNPCP	3.15	0.00	0.00								
2-WIRE ISDN DIGITAL GRADE LOOP WITH 2-WIRE ISDN DIGITAL LINE SIDE PORT																	
		UNE Port/Loop Combination Rates															

UNBUNDLED NETWORK ELEMENTS - Georgia												Attachment: 2		Exhibit: B				
CATEGORY	RATE ELEMENTS		Interim	Zone	BCS		USOC	RATES(\$)				Svc Order Submitted Elec per LSR	Svc Order Submitted Manually per LSR	Incremental Charge - Manual Svc Order vs. Electronic-1st	Incremental Charge - Manual Svc Order vs. Electronic-Add'l	Incremental Charge - Manual Svc Order vs. Electronic-Disc 1st	Incremental Charge - Manual Svc Order vs. Electronic-Disc Add'l	
									Nonrecurring		Nonrecurring Disconnect		OSS Rates(\$)					
								Rec	First	Add'l	First	Add'l	SOMEC	SOMAN	SOMAN	SOMAN	SOMAN	SOMAN
		2W ISDN Digital Grade Loop/2W ISDN Digital Line Side Port - UNE Zone 1		1	UEPPB	UEPPR		35.36										
		2W ISDN Digital Grade Loop/2W ISDN Digital Line Side Port - UNE Zone 2		2	UEPPB	UEPPR		38.74										
		2W ISDN Digital Grade Loop/2W ISDN Digital Line Side Port - UNE Zone 3		3	UEPPB	UEPPR		53.64										
		UNE Loop Rates																
		2-Wire ISDN Digital Grade Loop - UNE Zone 1		1	UEPPB	UEPPR	USL2X	21.89	252.32	188.77					19.99	19.99		
		2-Wire ISDN Digital Grade Loop - UNE Zone 2		2	UEPPB	UEPPR	USL2X	25.27	252.32	188.77					19.99	19.99		
		2-Wire ISDN Digital Grade Loop - UNE Zone 3		3	UEPPB	UEPPR	USL2X	40.17	252.32	188.77					19.99	19.99		
		UNE Port Rate																
		Exchange Port - 2-Wire ISDN Line Side Port			UEPPB	UEPPR	UEPPB	13.47	47.37						19.99	19.99		
		NONRECURRING CHARGES - CURRENTLY COMBINED																
		2-Wire ISDN Digital Grade Loop / 2-Wire ISDN Line Side Port Combination - Conversion			UEPPB	UEPPR	USACB	0.00	93.38	93.38					19.99	19.99		
		ADDITIONAL NRCs																
		2-Wire ISDN Loop / 2-Wire ISDN Port Combination - Sub Actvy - Non Feature/Add Trunk			UEPPB	UEPPR	USASB		165.95						19.99	19.99		
		LOCAL NUMBER PORTABILITY																
		Local Number Portability (1 per port)			UEPPB	UEPPR	LNPCX	0.35	0.00	0.00								
		B-CHANNEL USER PROFILE ACCESS:																
		CVS/CSD (DMS/5ESS)			UEPPB	UEPPR	U1UCA	0.00	0.00	0.00								
		CVS (EWSD)			UEPPB	UEPPR	U1UCB	0.00	0.00	0.00								
		CSD			UEPPB	UEPPR	U1UCC	0.00	0.00	0.00								
		B-CHANNEL AREA PLUS USER PROFILE ACCESS: (AL,KY,LA,MS SC,MS, & TN)																
		USER TERMINAL PROFILE																
		User Terminal Profile (EWSD only)			UEPPB	UEPPR	U1UMA	0.00	0.00	0.00								
		VERTICAL FEATURES																
		All Vertical Features - One per Channel B User Profile			UEPPB	UEPPR	UEPVF	0.00	0.00	0.00					19.99	19.99		
		INTEROFFICE CHANNEL MILEAGE																
		Interoffice Channel mileage each, including first mile and facilities termination			UEPPB	UEPPR	M1GNC	16.47	79.61	36.08					19.99	19.99		
		Interoffice Channel mileage each, additional mile			UEPPB	UEPPR	M1GNM	0.0222	0.00	0.00			0.00					
		4-WIRE DS1 DIGITAL LOOP WITH 4-WIRE ISDN DS1 DIGITAL TRUNK PORT																
		UNE Port/Loop Combination Rates																
		4W DS1 Digital Loop/4W ISDN DS1 Digital Trunk Port - UNE Zone 1		1	UEPPP			218.69										
		4W DS1 Digital Loop/4W ISDN DS1 Digital Trunk Port - UNE Zone 2		2	UEPPP			227.29										
		4W DS1 Digital Loop/4W ISDN DS1 Digital Trunk Port - UNE Zone 3		3	UEPPP			265.09										
		UNE Loop Rates																
		4-Wire DS1 Digital Loop - UNE Zone 1		1	UEPPP		USL4P	55.53	448.92	276.60					19.99	19.99		
		4-Wire DS1 Digital Loop - UNE Zone 2		2	UEPPP		USL4P	64.13	448.92	276.60					19.99	19.99		
		4-Wire DS1 Digital Loop - UNE Zone 3		3	UEPPP		USL4P	101.93	448.92	276.60					19.99	19.99		
		UNE Port Rate																
		Exchange Ports - 4-Wire ISDN DS1 Port			UEPPP		UEPPP	163.16	186.80	186.80					19.99	19.99		
		NONRECURRING CHARGES - CURRENTLY COMBINED																
		4-Wire DS1 Digital Loop / 4-Wire ISDN DS1 Digital Trunk Port Combination - Conversion - Switch-as-is			UEPPP		USACP	0.00	269.96	269.96					19.99	19.99		
		ADDITIONAL NRCs																
		4-Wire DS1 Loop/4-W ISDN Digtl Trk Port - Subsqct Actvy- Inward/two way tel nos within Std Allowance (except NC)			UEPPP		PR7TF		0.9686									
		4-Wire DS1 Loop / 4-Wire ISDN DS1 Digital Trunk Port - Outward Tel Numbers (All States except NC)			UEPPP		PR7TO		22.75	22.75								
		4-Wire DS1 Loop / 4-Wire ISDN DS1 Digital Trk Port - Subsequent Inward Tel Nos Above Std Allowance			UEPPP		PR7ZT		45.49	45.49								
		LOCAL NUMBER PORTABILITY																

UNBUNDLED NETWORK ELEMENTS - Georgia												Attachment: 2		Exhibit: B				
CATEGORY	RATE ELEMENTS				Interim	Zone	BCS	USOC	RATES(\$)			Svc Order Submitted Elec per LSR	Svc Order Submitted Manually per LSR	Incremental Charge - Manual Svc Order vs. Electronic-1st	Incremental Charge - Manual Svc Order vs. Electronic-Add'l	Incremental Charge - Manual Svc Order vs. Electronic-Disc 1st	Incremental Charge - Manual Svc Order vs. Electronic-Disc Add'l	
														OSS Rates(\$)				
								Rec	First	Add'l	First	Add'l	SOME C	SOMAN	SOMAN	SOMAN	SOMAN	
		Local Number Portability (1 per port)						UEPPP	LNPCN	1.75								
		INTERFACE (Provisioning Only)																
		Voice/Data						UEPPP	PR71V	0.00	0.00	0.00						
		Digital Data						UEPPP	PR71D	0.00	0.00	0.00						
		Inward Data						UEPPP	PR71E	0.00	0.00	0.00						
		New or Additional "B" Channel																
		New or Additional - Voice/Data B Channel						UEPPP	PR7BV	0.00	28.71				19.99	19.99		
		New or Additional - Digital Data B Channel						UEPPP	PR7BF	0.00	28.71				19.99	19.99		
		New or Additional Inward Data B Channel						UEPPP	PR7BD	0.00	28.71				19.99	19.99		
		CALL TYPES																
		Inward						UEPPP	PR7C1	0.00	0.00	0.00						
		Outward						UEPPP	PR7C0	0.00	0.00	0.00						
		Two-way						UEPPP	PR7CC	0.00	0.00	0.00						
		Interoffice Channel Mileage																
		Fixed Each Including First Mile						UEPPP	1LN1A	78.9223	147.07	111.75	0.00			19.99	19.99	
		Each Airline-Fractional Additional Mile						UEPPP	1LN1B	0.4523								
		4-WIRE DS1 DIGITAL LOOP WITH 4-WIRE DDITS TRUNK PORT																
		UNE Port/Loop Combination Rates																
		4W DS1 Digital Loop/4W DDITS Trunk Port - UNE Zone 1					1	UEPDC		176.33								
		4W DS1 Digital Loop/4W DDITS Trunk Port - UNE Zone 2					2	UEPDC		184.93								
		4W DS1 Digital Loop/4W DDITS Trunk Port - UNE Zone 3					3	UEPDC		222.73								
		UNE Loop Rates																
		4-Wire DS1 Digital Loop - UNE Zone 1					1	UEPDC	USLDC	55.53	448.92	276.00				19.99	19.99	
		4-Wire DS1 Digital Loop - UNE Zone 2					2	UEPDC	USLDC	64.13	448.92	276.60				19.99	19.99	
		4-Wire DS1 Digital Loop - UNE Zone 3					3	UEPDC	USLDC	101.93	448.92	276.60				19.99	19.99	
		UNE Port Rate																
		4-Wire DDITS Digital Trunk Port						UEPDC	UDD1T	120.80	89.44	52.46				19.99	19.99	
		NONRECURRING CHARGES - CURRENTLY COMBINED																
		4-Wire DS1 Digital Loop / 4-Wire DDITS Trunk Port Combination - Switch-as-is						UEPDC	USAC4		269.96	269.96				19.99	19.99	
		4-Wire DS1 Digital Loop / 4-Wire DDITS Trunk Port Combination - Conversion with DS1 Changes						UEPDC	USAWA		269.96	269.96				19.99	19.99	
		4-Wire DS1 Digital Loop / 4-Wire DDITS Trunk Port Combination - Conversion with Change - Trunk						UEPDC	USAWB		269.96	269.96				19.99	19.99	
		ADDITIONAL NRCs																
		4-Wire DS1 Loop / 4-Wire DDITS Trunk Port - Subsequent Service Activity Per Service Order						UEPDC	USAS4		147.47	147.47						
		4-Wire DS1 Loop / 4-Wire DDITS Trunk Port - NRC - Subsequent Channel Activation/Chan - 2-Way Trunk						UEPDC	UDTTA		28.71	28.71				19.99	19.99	
		4-Wire DS1 Loop / 4-Wire DDITS Trunk Port - Subsequent Channel Activation/Chan - 1-Way Outward Trunk						UEPDC	UDTTB		28.71	28.71				19.99	19.99	
		4-Wire DS1 Loop / 4-Wire DDITS Trunk Port - Subsqnt Channel Activation/Chan - Inward Trunk w/out DID						UEPDC	UDTTC		28.71	28.71				19.99	19.99	
		4-Wire DS1 Loop / 4-Wire DDITS Trunk Port - Subsqnt Chan Activation Per Chan - Inward Trunk with DID						UEPDC	UDTTD		28.71	28.71				19.99	19.99	
		4-Wire DS1 Loop / 4-Wire DDITS Trunk Port - Subsqnt Chan Activation / Chan - 2-Way DID w User Trans						UEPDC	UDTTE		28.71	28.71				19.99	19.99	
		BIPOLAR 8 ZERO SUBSTITUTION																
		B8ZS - Superframe Format						UEPDC	CCOSF		0.00	600.00						
		B8ZS - Extended Superframe Format						UEPDC	CCOEF		0.00	600.00						
		Alternate Mark Inversion																
		AMI - Superframe Format						UEPDC	MCOSF		0.00	0.00						
		AMI - Extended SuperFrame Format						UEPDC	MCOPO		0.00	0.00						
		Telephone Number/Trunk Group Establishment Charges																
		Telephone Number for 2-Way Trunk Group						UEPDC	UDTGX	0.00								
		Telephone Number for 1-Way Outward Trunk Group						UEPDC	UDTGY	0.00								
		Telephone Number for 1-Way Inward Trunk Group Without DID						UEPDC	UDTGZ	0.00								
		DID Numbers, Establish Trunk Group and Provide First Group of 20 DID Numbers						UEPDC	NDZ	0.00	0.00	0.00						

UNBUNDLED NETWORK ELEMENTS - Georgia											Attachment: 2		Exhibit: B			
CATEGORY	RATE ELEMENTS	Interim	Zone	BCS	USOC	RATES(\$)				Svc Order Submitted Elec per LSR	Svc Order Submitted Manually per LSR	Incremental Charge - Manual Svc Order vs. Electronic-1st	Incremental Charge - Manual Svc Order vs. Electronic-Add'l	Incremental Charge - Manual Svc Order vs. Electronic-Disc 1st	Incremental Charge - Manual Svc Order vs. Electronic-Disc Add'l	
						Rec	Nonrecurring		Nonrecurring Disconnect		OSS Rates(\$)					
							First	Add'l	First	Add'l	SOME C	SOMAN	SOMAN	SOMAN	SOMAN	SOMAN
	DID Numbers for each Group of 20 DID Numbers			UEPDC	ND4	0.00										
	DID Numbers, Non- consecutive DID Numbers , Per Number			UEPDC	ND5	0.00										
	Reserve Non-Consecutive DID Nos			UEPDC	ND6	0.00	0.00	0.00								
	Reserve DID Numbers			UEPDC	NDV	0.00	0.00	0.00								
	Dedicated DS1 (Interoffice Channel Mileage) - FX/FCO for 4-Wire DS1 Digital Loop with 4-Wire DD/TS Trunk Port															
	Interoffice Channel Mileage - Fixed rate 0-8 miles (Facilities Termination)			UEPDC	1LNO1	78.47	147.07	111.75	0.00	0.00			19.99	19.99		
	Interoffice Channel Mileage - Additional rate per mile - 0-8 miles			UEPDC	1LNOA	0.4523	0.00	0.00								
	Interoffice Channel Mileage - Fixed rate 9-25 miles (Facilities Termination)			UEPDC	1LNO2	0.00	0.00	0.00								
	Interoffice Channel Mileage - Additional rate per mile - 9-25 miles			UEPDC	1LNOB	0.4523	0.00	0.00								
	Interoffice Channel Mileage - Fixed rate 25+ miles (Facilities Termination)			UEPDC	1LNO3	0.00	0.00	0.00	0.00							
	Interoffice Channel Mileage - Additional rate per mile - 25+ miles			UEPDC	1LNO C	0.4523	0.00	0.00								
	Local Number Portability, per DSO Activated			UEPDC	LNPCP	3.15	0.00	0.00	0.00							
	Central Office Terminating Point			UEPDC	CTG	0.00										
	4-WIRE DS1 LOOP WITH CHANNELIZATION WITH PORT															
	System is 1 DS1 Loop, 1 D4 Channel Bank, and up to 24 Feature Activations															
	Each System can have up to 24 combinations of rates depending on type and number of ports used															
	UNE DS1 Loop															
	4-Wire DS1 Loop - UNE Zone 1		1	UEPMG	USLDC	55.53	0.00	0.00								
	4-Wire DS1 Loop - UNE Zone 2		2	UEPMG	USLDC	64.13	0.00	0.00								
	4-Wire DS1 Loop - UNE Zone 3		3	UEPMG	USLDC	101.93	0.00	0.00								
	UNE DSO Channelization Capacities (D4 Channel Bank Configurations)															
	24 DSO Channel Capacity - 1 per DS1			UEPMG	VUM24	102.64	0.00	0.00				19.99	19.99			
	48 DSO Channel Capacity - 1 per 2 DS1s			UEPMG	VUM48	205.28	0.00	0.00				19.99	19.99			
	96 DSO Channel Capacity -1 per 4 DS1s			UEPMG	VUM96	410.56	0.00	0.00				19.99	19.99			
	144 DSO Channel Capacity - 1 per 6 DS1s			UEPMG	VUM14	615.84	0.00	0.00				19.99	19.99			
	192 DSO Channel Capacity -1 per 8 DS1s			UEPMG	VUM19	821.12	0.00	0.00				19.99	19.99			
	240 DSO Channel Capacity - 1 per 10 DS1s			UEPMG	VUM20	1,026.40	0.00	0.00				19.99	19.99			
	288 DSO Channel Capacity - 1 per 12 DS1s			UEPMG	VUM28	1,231.68	0.00	0.00				19.99	19.99			
	384 DSO Channel Capacity - 1 per 16 DS1s			UEPMG	VUM38	1,642.24	0.00	0.00				19.99	19.99			
	480 DSO Channel Capacity - 1 per 20 DS1s			UEPMG	VUM40	2,052.80	0.00	0.00				19.99	19.99			
	576 DSO Channel Capacity -1 per 24 DS1s			UEPMG	VUM57	2,463.36	0.00	0.00				19.99	19.99			

UNBUNDLED NETWORK ELEMENTS - Georgia										Attachment: 2		Exhibit: B				
CATEGORY	RATE ELEMENTS	Interim	Zone	BCS	USOC	RATES(\$)				Svc Order Submitted Elec per LSR	Svc Order Submitted Manually per LSR	Incremental Charge - Manual Svc Order vs. Electronic-1st	Incremental Charge - Manual Svc Order vs. Electronic-Add'l	Incremental Charge - Manual Svc Order vs. Electronic-Disc 1st	Incremental Charge - Manual Svc Order vs. Electronic-Disc Add'l	
						Rec	Nonrecurring		Nonrecurring Disconnect		OSS Rates(\$)					
							First	Add'l	First	Add'l	SOMEC	SOMAN	SOMAN	SOMAN	SOMAN	SOMAN
	Line Side Outward Channelized PBX Trunk Port - Business			UEPPX	UEPOX	1.79	0.00	0.00	0.00	0.00			33.67	7.88		
	Line Side Inward Only Channelized PBX Trunk Port without DID			UEPPX	UEP1X	1.79	0.00	0.00	0.00	0.00			33.67	7.88		
	2-Wire Trunk Side Unbundled Channelized DID Trunk Port			UEPPX	UEPDM	11.35	0.00	0.00	0.00	0.00			33.67	7.88		
	Feature Activations - Unbundled Loop Concentration															
	Feature (Service) Activation for each Line Side Port Terminated in D4 Bank			UEPPX	1PQWM	0.62	25.09	13.25	3.99	3.97			33.67	7.88		
	Feature (Service) Activation for each Trunk Side Port Terminated in D4 Bank			UEPPX	1PQWU	0.62	77.21	18.20	56.49	11.04			33.67	7.88		
	Telephone Number/ Group Establishment Charges for DID Service															
	DID Trunk Termination (1 per Port)			UEPPX	NDT	0.00	0.00	0.00								
	Estab Trk Grp and Provide 1st 20 DID Nos. (FL, GA, NC, & SC)			UEPPX	NDZ	0.00	0.00	0.00	0.00							
	DID Numbers - groups of 20 - Valid all States			UEPPX	ND4	0.00	0.00	0.00	0.00							
	Non-Consecutive DID Numbers - per number			UEPPX	ND5	0.00	0.00	0.00	0.00							
	Reserve Non-Consecutive DID Numbers			UEPPX	ND6	0.00	0.00	0.00	0.00							
	Reserve DID Numbers			UEPPX	NDV	0.00	0.00	0.00								
	Local Number Portability															
	Local Number Portability - 1 per port			UEPPX	LNPCP	3.15	0.00	0.00								
	FEATURES - Vertical and Optional															
	Local Switching Features Offered with Line Side Ports Only															
	All Features Available			UEPPX	UEPVF	0.00	0.00	0.00								
	UNBUNDLED PORT LOOP COMBINATIONS - MARKET RATES															
	Market Rates shall apply where BellSouth is not required to provide unbundled local switching or switch ports per FCC and/or State Commission rules.															
	These scenarios include:															
	1. Unbundled port/loop combinations that are Not Currently Combined in Alabama, Florida and North Carolina.															
	2. Unbundled port/loop combinations that are Currently Combined or Not Currently Combined in Zone 1 of the Top 8 MSAs in BellSouth's region for end users with 4 or more DS0 equivalent lines.															
	The Top 8 MSAs in BellSouth's region are: FL (Orlando, Ft. Lauderdale, Miami); GA (Atlanta); LA (New Orleans); NC (Greensboro-Winston Salem-Highpoint/Charlotte-Gastonia-Rock Hill); TN (Nashville).															
	BellSouth currently is developing the billing capability to mechanically bill the recurring and non-recurring Market Rates in this section except for nonrecurring charges for not currently combined in AL, FL and NC. In the interim where BellSouth cannot bill Market Rates, BellSouth shall bill the rates in the Cost-Based section preceding in lieu of the Market Rates and reserves the right to true-up the billing difference.															
	The Market Rate for unbundled ports includes all available features in all states.															
	End Office and Tandem Switching Usage and Common Transport Usage rates in the Port section of this rate exhibit shall apply to all combinations of loop/port network elements except for UNE Coin Port/Loop Combinations which have a flat rate usage charge (USOC: URECU).															
	For Not Currently Combined scenarios where Market Rates apply, the Nonrecurring charges are listed in the First and Additional NRC columns for each Port USOC. For Currently Combined scenarios, the Nonrecurring charges are listed in the NRC - Currently Combined section. Additional NRCs may apply also and are categorized accordingly.															
	2-WIRE VOICE GRADE LOOP WITH 2-WIRE LINE PORT (RES)															
	UNE Port/Loop Combination Rates															
	2-Wire VG Loop/Port Combo - Zone 1		1			24.80										
	2-Wire VG Loop/Port Combo - Zone 2		2			26.47										
	2-Wire VG Loop/Port Combo - Zone 3		3			33.83										
	UNE Loop Rates															
	2-Wire Voice Grade Loop (SL1) - Zone 1		1	UEPRX	UEPLX	10.80										
	2-Wire Voice Grade Loop (SL1) - Zone 2		2	UEPRX	UEPLX	12.47										
	2-Wire Voice Grade Loop (SL1) - Zone 3		3	UEPRX	UEPLX	19.83										
	2-Wire Voice Grade Line Port (Res)															
	2-Wire voice unbundled port - residence			UEPRX	UEPRL	14.00	90.00	90.00					33.67	7.88	11.17	3.91
	2-Wire voice unbundled port with Caller ID - res															

UNBUNDLED NETWORK ELEMENTS - Georgia												Attachment: 2		Exhibit: B				
CATEGORY	RATE ELEMENTS				Interi m	Zone	BCS	USOC	RATES(\$)				Svc Order Submitted Elec per LSR	Svc Order Submitted Manually per LSR	Incremental Charge - Manual Svc Order vs. Electronic- 1st	Incremental Charge - Manual Svc Order vs. Electronic- Add'l	Incremental Charge - Manual Svc Order vs. Electronic- Disc 1st	Incremental Charge - Manual Svc Order vs. Electronic- Disc Add'l

UNBUNDLED NETWORK ELEMENTS - Georgia												Attachment: 2		Exhibit: B	
CATEGORY	RATE ELEMENTS	Interi m	Zone	BCS	USOC	RATES(\$)				Svc Order Submitted Elec per LSR	Svc Order Submitted Manually per LSR	Incremental Charge - Manual Svc Order vs. Electronic- 1st	Incremental Charge - Manual Svc Order vs. Electronic- Add'l	Incremental Charge - Manual Svc Order vs. Electronic- Disc 1st	Incremental Charge - Manual Svc Order vs. Electronic- Disc Add'l
							Nonrecurring		Nonrecurring Disconnect		OSS Rates(\$)				
						Rec	First	Add'l	First	Add'l	SOMEc	SOMAN	SOMAN	SOMAN	SOMAN
	2-Wire Voice Grade Loop (SL1) - Zone 1		1	UEPPX	UEPLX	10.80									
	2-Wire Voice Grade Loop (SL1) - Zone 2		2	UEPPX	UEPLX	12.47									
	2-Wire Voice Grade Loop (SL1) - Zone 3		3	UEPPX	UEPLX	19.83									
	2-Wire Voice Grade Line Port Rates (BUS - PBX)														
	Line Side Unbundled Combination 2-Way PBX Trunk Port - Bus			UEPPX	UEPPC	14.00	90.00	90.00					33.67	7.88	11.17 3.91
	Line Side Unbundled Outward PBX Trunk Port - Bus			UEPPX	UEPPO	14.00	90.00	90.00					33.67	7.88	11.17 3.91
	Line Side Unbundled Incoming PBX Trunk Port - Bus			UEPPX	UEPP1	14.00	90.00	90.00					33.67	7.88	11.17 3.91
	2-Wire Voice Unbundled PBX LD Terminal Ports			UEPPX	UEPLD	14.00	90.00	90.00					33.67	7.88	11.17 3.91
	2-Wire Voice Unbundled 2-Way Combination PBX Usage Port			UEPPX	UEPXA	14.00	90.00	90.00					33.67	7.88	11.17 3.91
	2-Wire Voice Unbundled PBX Toll Terminal Hotel Ports			UEPPX	UEPXB	14.00	90.00	90.00					33.67	7.88	11.17 3.91
	2-Wire Voice Unbundled PBX LD DDD Terminals Port			UEPPX	UEPXC	14.00	90.00	90.00					33.67	7.88	11.17 3.91
	2-Wire Voice Unbundled PBX LD Terminal Switchboard Port			UEPPX	UEPXD	14.00	90.00	90.00					33.67	7.88	11.17 3.91
	2-Wire Voice Unbundled PBX LD Terminal Switchboard IDD Capable Port			UEPPX	UEPXE	14.00	90.00	90.00					33.67	7.88	11.17 3.91
	2-Wire Voice Unbundled 2-Way PBX Hotel/Hospital Economy Administrative Calling Port			UEPPX	UEPXL	14.00	90.00	90.00					33.67	7.88	11.17 3.91
	2-Wire Voice Unbundled 2-Way PBX Hotel/Hospital Economy Room Calling Port			UEPPX	UEPXM	14.00	90.00	90.00					33.67	7.88	11.17 3.91
	2-Wire Voice Unbundled 1-Way Outgoing PBX Hotel/Hospital Discount Room Calling Port			UEPPX	UEPXO	14.00	90.00	90.00					33.67	7.88	11.17 3.91
	2-Wire Voice Unbundled 1-Way Outgoing PBX Measured Port			UEPPX	UEPXS	14.00	90.00	90.00					33.67	7.88	11.17 3.91
	LOCAL NUMBER PORTABILITY														
	Local Number Portability (1 per port)			UEPPX	LNPCP	3.15									
	FEATURES														
	All Features Offered			UEPPX	UEPVF	0.00	0.00	0.00					33.67	7.88	11.17 3.91
	NONRECURRING CHARGES - CURRENTLY COMBINED														
	2-Wire Voice Grade Loop/ Line Port Combination - Switch-As-Is			UEPPX	USAC2		41.50	41.50					33.67	7.88	11.17 3.91
	2-Wire Voice Grade Loop/ Line Port Combination - Switch with Change			UEPPX	USACC		41.50	41.50					33.67	7.88	11.17 3.91
	ADDITIONAL NRCs														
	2-Wire Voice Grade Loop/ Line Port Combination - Subsequent			UEPPX	USAS2		0.00	0.00					33.67	7.88	11.17 3.91
	2 Wire Loop/Line Side Port Combination - Non feature - Subsequent Activity- Nonrecurring						0.00	0.00					33.67	7.88	11.17 3.91
	PBX Subsequent Activity - Change/Rearrange Multiline Hunt Group						14.64	14.64					19.99	19.99	19.99 19.99
	2-WIRE VOICE GRADE LOOP WITH 2-WIRE ANALOG LINE COIN PORT														
	UNE Port/Loop Combination Rates														
	2-Wire VG Coin Port/Loop Combo – Zone 1		1			24.80									
	2-Wire VG Coin Port/Loop Combo – Zone 2		2			26.47									
	2-Wire VG Coin Port/Loop Combo – Zone 3		3			33.83									
	UNE Loop Rates														
	2-Wire Voice Grade Loop (SL1) - Zone 1		1	UEPCO	UEPLX	10.80									
	2-Wire Voice Grade Loop (SL1) - Zone 2		2	UEPCO	UEPLX	12.47									
	2-Wire Voice Grade Loop (SL1) - Zone 3		3	UEPCO	UEPLX	19.83									
	2-Wire Voice Grade Line Port Rates (Coin)														
	2-Wire Coin 2-Way with Operator Screening (GA)			UEPCO	UEPGC	14.00	90.00	90.00					33.67	7.88	11.17 3.91
	2-Wire Coin 2-Way with Operator Screening and Blocking: 011, 900/976, 1+DDD (GA)			UEPCO	UEP2G	14.00	90.00	90.00					33.67	7.88	11.17 3.91
	2-Wire Coin 2-Way with Operator Screening and 011 Blocking (GA)			UEPCO	UEPGA	14.00	90.00	90.00					33.67	7.88	11.17 3.91
	2-Wire Coin 2-Way with Operator Screening and 900/976 Blocking (GA)			UEPCO	UEPGB	14.00	90.00	90.00					33.67	7.88	11.17 3.91
	2-Wire Coin 2-Way with Operator Screening and Blocking: 900/976, 1+DDD, 011+, and Local (GA)			UEPCO	UEPCH	14.00	90.00	90.00					33.67	7.88	11.17 3.91
	2-Wire Coin Outward with Operator Screening and 011Blocking (GA, KY, MS)			UEPCO	UEPRJ	14.00	90.00	90.00					33.67	7.88	11.17 3.91

UNBUNDLED NETWORK ELEMENTS - Georgia												Attachment: 2		Exhibit: B			
CATEGORY	RATE ELEMENTS		Interim	Zone	BCS	USOC	RATES(\$)				Svc Order Submitted Elec per LSR	Svc Order Submitted Manually per LSR	Incremental Charge - Manual Svc Order vs. Electronic-1st	Incremental Charge - Manual Svc Order vs. Electronic-Add'l	Incremental Charge - Manual Svc Order vs. Electronic-Disc 1st	Incremental Charge - Manual Svc Order vs. Electronic-Disc Add'l	
								Nonrecurring		Nonrecurring Disconnect		OSS Rates(\$)					
							Rec	First	Add'l	First	Add'l	SOME C	SOMAN	SOMAN	SOMAN	SOMAN	SOMAN
		2-Wire Coin Outward with Operator Screening and Blocking: 900/976, 1+DDD, 011+, and Local (FL, GA)			UEPCO	UEPCQ	14.00	90.00	90.00					33.67	7.88	11.17	3.91
		LOCAL NUMBER PORTABILITY															
		Local Number Portability (1 per port)			UEPCO	LNPCX	0.35										
		NONRECURRING CHARGES - CURRENTLY COMBINED															
		2-Wire Voice Grade Loop/ Line Port Combination - Switch-As-Is			UEPCO	USAC2		41.50	41.50					33.67	7.88	11.17	3.91
		2-Wire Voice Grade Loop/ Line Port Combination - Switch with Change			UEPCO	USACC		41.50	41.50					33.67	7.88	11.17	3.91
		ADDITIONAL NRCs															
		2-Wire Voice Grade Loop/ Line Port Combination - Subsequent			UEPCO	USAS2		0.00	0.00					33.67	7.88	11.17	3.91
UNBUNDLED PORT/LOOP COMBINATIONS - MARKET BASED RATES																	
2-WIRE VOICE GRADE LOOP- BUS ONLY - WITH 2-WIRE DID TRUNK PORT																	
UNE Port/Loop Combination Rates																	
		2-Wire VG Loop/2-Wire DID Trunk Port Combo - UNE Zone 1		1			99.84										
		2-Wire VG Loop/2-Wire DID Trunk Port Combo - UNE Zone 2		2			102.45										
		2-Wire VG Loop/2-Wire DID Trunk Port Combo - UNE Zone 3		3			113.92										
UNE Loop Rates																	
		2-Wire Analog Voice Grade Loop - (SL2) - UNE Zone 1		1	UEPPX	UECD1	16.84	104.78	78.10								
		2-Wire Analog Voice Grade Loop - (SL2) - UNE Zone 2		2	UEPPX	UECD1	19.45	104.78	78.10								
		2-Wire Analog Voice Grade Loop - (SL2) - UNE Zone 3		3	UEPPX	UECD1	30.92	104.78	104.10								
UNE Port Rate																	
		Exchange Ports - 2-Wire DID Port			UEPPX	UEPD1	83.00	850.00	75.00					33.67	7.88		
NONRECURRING CHARGES - CURRENTLY COMBINED																	
		2-Wire Voice Grade Loop / 2-Wire DID Trunk Port Combination - Switch-As-Is Top 8 MSAs only			UEPPX	USAC1		850.00	75.00					33.67	7.88		
		2-Wire Voice Grade Loop / 2-Wire DID Trunk Port Conversion with BellSouth Allowable Changes Top 8 MSAs only			UEPPX	USA1C		850.00	75.00					33.67	7.88		
ADDITIONAL NRCs																	
Telephone Number/Trunk Group Establishment Charges																	
		DID Trunk Termination (One Per Port)			UEPPX	NDT	0.00	0.00	0.00								
		DID Numbers, Establish Trunk Group and Provide First Group of 20 DID Numbers			UEPPX	NDZ	0.00	0.00	0.00								
		Additional DID Numbers for each Group of 20 DID Numbers			UEPPX	ND4	0.00	0.00	0.00								
		DID Numbers, Non- consecutive DID Numbers , Per Number			UEPPX	ND5	0.00	0.00	0.00								
		Reserve Non-Consecutive DID numbers			UEPPX	ND6	0.00	0.00	0.00								
		Reserve DID Numbers			UEPPX	NDV	0.00	0.00	0.00								
LOCAL NUMBER PORTABILITY																	
		Local Number Portability (1 per port)			UEPPX	LNPCP	3.15	0.00	0.00								
2-WIRE ISDN DIGITAL GRADE LOOP WITH 2-WIRE ISDN DIGITAL LINE SIDE PORT																	
UNE Port/Loop Combination Rates																	
		2W ISDN Digital Grade Loop/2W ISDN Digital Line Side Port - UNE Zone 1		1	UEPPB	UEPPR	81.89										
		2W ISDN Digital Grade Loop/2W ISDN Digital Line Side Port - UNE Zone 2		2	UEPPB	UEPPR	85.27										
		2W ISDN Digital Grade Loop/2W ISDN Digital Line Side Port - UNE Zone 3		3	UEPPB	UEPPR	100.17										
UNE Loop Rates																	
		2-Wire ISDN Digital Grade Loop - UNE Zone 1		1	UEPPB	UEPPR	USL2X	21.89	252.32	188.77				19.99	19.99		
		2-Wire ISDN Digital Grade Loop - UNE Zone 2		2	UEPPB	UEPPR	USL2X	25.27	252.32	188.77				19.99	19.99		
		2-Wire ISDN Digital Grade Loop - UNE Zone 3		3	UEPPB	UEPPR	USL2X	40.17	252.32	188.77				19.99	19.99		
UNE Port Rate																	
		Exchange Port - 2-Wire ISDN Line Side Port			UEPPB	UEPPR	UEPPB	60.00	525.00	400.00				19.99	19.99		
NONRECURRING CHARGES - CURRENTLY COMBINED																	
		2-Wire ISDN Digital Grade Loop / 2-Wire ISDN Line Side Port Combination - Conversion - Top 8 MSAs only			UEPPB	UEPPR	USACB	0.00	215.00	215.00				19.99	19.99		
ADDITIONAL NRCs																	

UNBUNDLED NETWORK ELEMENTS - Georgia												Attachment: 2		Exhibit: B				
CATEGORY	RATE ELEMENTS		Interim	Zone	BCS		USOC	RATES(\$)				Svc Order Submitted Elec per LSR	Svc Order Submitted Manually per LSR	Incremental Charge - Manual Svc Order vs. Electronic-1st	Incremental Charge - Manual Svc Order vs. Electronic-Add'l	Incremental Charge - Manual Svc Order vs. Electronic-Disc 1st	Incremental Charge - Manual Svc Order vs. Electronic-Disc Add'l	
								Rec	Nonrecurring		Nonrecurring Disconnect		OSS Rates(\$)					
		2-Wire ISDN Loop / 2-Wire ISDN Port Combination - Sub Actvy - Non Feature/Add Trunk			UEPPB	UEPPR	USASB		165.95				SOMEc	SOMAN	SOMAN	SOMAN	SOMAN	SOMAN
	LOCAL NUMBER PORTABILITY																	
	Local Number Portability (1 per port)				UEPPB	UEPPR	LNPCX	0.35	0.00	0.00								
	B-CHANNEL USER PROFILE ACCESS:																	
	CVS/CSD (DMS/5ESS)				UEPPB	UEPPR	U1UCA	0.00	0.00	0.00								
	CVS (EWSD)				UEPPB	UEPPR	U1UCB	0.00	0.00	0.00								
	CSD				UEPPB	UEPPR	U1UCC	0.00	0.00	0.00								
	B-CHANNEL AREA PLUS USER PROFILE ACCESS: (AL, KY, LA, MS SC, MS, & TN)																	
	USER TERMINAL PROFILE																	
	User Terminal Profile (EWSD only)				UEPPB	UEPPR	U1UMA	0.00	0.00	0.00								
	VERTICAL FEATURES																	
	All Vertical Features - One per Channel B User Profile				UEPPB	UEPPR	UEPVF	0.00	0.00	0.00					19.99	19.99		
	INTEROFFICE CHANNEL MILEAGE																	
	Interoffice Channel mileage each, including first mile and facilities termination				UEPPB	UEPPR	M1GNC	16.47	79.61	36.08					19.99	19.99		
	Interoffice Channel mileage each, additional mile				UEPPB	UEPPR	M1GNM	0.0222	0.00	0.00								
	4-WIRE DS1 DIGITAL LOOP WITH 4-WIRE ISDN DS1 DIGITAL TRUNK PORT																	
	UNE Port/Loop Combination Rates																	
	4W DS1 Digital Loop/4W ISDN DS1 Digital Trunk Port - UNE Zone 1			1	UEPPP			955.53										
	4W DS1 Digital Loop/4W ISDN DS1 Digital Trunk Port - UNE Zone 2			2	UEPPP			964.13										
	4W DS1 Digital Loop/4W ISDN DS1 Digital Trunk Port - UNE Zone 3			3	UEPPP			1,001.93										
	UNE Loop Rates																	
	4-Wire DS1 Digital Loop - UNE Zone 1			1	UEPPP		USL4P	55.53	448.92	276.60					19.99	19.99		
	4-Wire DS1 Digital Loop - UNE Zone 2			2	UEPPP		USL4P	64.13	448.92	276.60					19.99	19.99		
	4-Wire DS1 Digital Loop - UNE Zone 3			3	UEPPP		USL4P	101.93	448.92	276.60					19.99	19.99		
	UNE Port Rate																	
	Exchange Ports - 4-Wire ISDN DS1 Port				UEPPP		UEPPP	900.00	1,200.00	1,200.00					19.99	19.99		
	NONRECURRING CHARGES - CURRENTLY COMBINED																	
	4-Wire DS1 Digital Loop / 4-Wire ISDN DS1 Digital Trunk Port Combination - Conversion - Switch-As-Is Top 8 MSAs only				UEPPP		USACP	0.00	925.00	925.00					19.99	19.99		
	ADDITIONAL NRCs																	
	4-Wire DS1 Loop/4-W ISDN Digtl Trk Port - Subsqst Actvy-Inward/two way tel nos within Std Allowance (except NC)				UEPPP		PR7TF		0.9686									
	4-Wire DS1 Loop / 4-Wire ISDN DS1 Digital Trunk Port - Outward Tel Numbers (All States except NC)				UEPPP		PR7TO		22.75	22.75								
	4-Wire DS1 Loop / 4-Wire ISDN DS1 Digital Trk Port - Subsequent Inward Tel Nos Above Std Allowance				UEPPP		PR7ZT		45.49	45.49								
	LOCAL NUMBER PORTABILITY																	
	Local Number Portability (1 per port)				UEPPP		LNPCN	1.75										
	INTERFACE (Provsioning Only)																	
	Voice/Data				UEPPP		PR71V	0.00	0.00	0.00								
	Digital Data				UEPPP		PR71D	0.00	0.00	0.00								
	Inward Data				UEPPP		PR71E	0.00	0.00	0.00								
	New or Additional "B" Channel																	
	New or Additional - Voice/Data B Channel				UEPPP		PR7BV	0.00	28.71						19.99	19.99		
	New or Additional - Digital Data B Channel				UEPPP		PR7BF	0.00	28.71						19.99	19.99		
	New or Additional Inward Data B Channel				UEPPP		PR7BD	0.00	28.71						19.99	19.99		
	CALL TYPES																	
	Inward				UEPPP		PR7C1	0.00	0.00	0.00								
	Outward				UEPPP		PR7C0	0.00	0.00	0.00								
	Two-way				UEPPP		PR7CC	0.00	0.00	0.00								
	Interoffice Channel Mileage																	
	Fixed Each Including First Mile				UEPPP		1LN1A	78.9223	147.07	111.75	0.00				19.99	19.99		
	Each Airline-Fractional Additional Mile				UEPPP		1LN1B	0.4523										
	4-WIRE DS1 DIGITAL LOOP WITH 4-WIRE DDITS TRUNK PORT																	

UNBUNDLED NETWORK ELEMENTS - Georgia												Attachment: 2		Exhibit: B		
CATEGORY	RATE ELEMENTS		Interi m	Zone	BCS	USOC	RATES(\$)				Svc Order Submitted Elec per LSR	Svc Order Submitted Manually per LSR	Incremental Charge - Manual Svc Order vs. Electronic- 1st	Incremental Charge - Manual Svc Order vs. Electronic- Add'l	Incremental Charge - Manual Svc Order vs. Electronic- Disc 1st	Incremental Charge - Manual Svc Order vs. Electronic- Disc Add'l
							Rec	Nonrecurring		Nonrecurring Disconnect		OSS Rates(\$)				
		UNE Port/Loop Combination Rates						First	Add'l	First	Add'l	SOME C	SOMAN	SOMAN	SOMAN	SOMAN
		4W DS1 Digital Loop/4W DDITS Trunk Port - Statewide		sw	UEPDC											
		4W DS1 Digital Loop/4W DDITS Trunk Port - UNE Zone 1		1	UEPDC		176.33									
		4W DS1 Digital Loop/4W DDITS Trunk Port - UNE Zone 2		2	UEPDC		184.93									
		4W DS1 Digital Loop/4W DDITS Trunk Port - UNE Zone 3		3	UEPDC		222.73									
		4W DS1 Digital Loop/4W DDITS Trunk Port - UNE Zone 4		4	UEPDC											
		UNE Loop Rates														
		4-Wire DS1 Digital Loop - Statewide		sw	UEPDC	USLDC										
		4-Wire DS1 Digital Loop - UNE Zone 1		1	UEPDC	USLDC	55.53	448.92	276.00				19.99	19.99		
		4-Wire DS1 Digital Loop - UNE Zone 2		2	UEPDC	USLDC	64.13	448.92	276.60				19.99	19.99		
		4-Wire DS1 Digital Loop - UNE Zone 3		3	UEPDC	USLDC	101.93	448.92	276.60				19.99	19.99		
		4-Wire DS1 Digital Loop - UNE Zone 4		4	UEPDC	USLDC										
		UNE Port Rate														
		4-Wire DDITS Digital Trunk Port			UEPDC	UDD1T	750.00	1,011.43	477.87	206.70	20.70			19.99	19.99	
		NONRECURRING CHARGES - CURRENTLY COMBINED														
		4-Wire DS1 Digital Loop / 4-Wire DDITS Trunk Port Combination - Switch-As-Is Top 8 MSAs only			UEPDC	USAC4		269.96	269.96					19.99	19.99	
		4-Wire DS1 Digital Loop / 4-Wire DDITS Trunk Port Combination - Conversion with DS1 Changes Top 8 MSAs only			UEPDC	USAWA		269.96	269.96					19.99	19.99	
		4-Wire DS1 Digital Loop / 4-Wire DDITS Trunk Port Combination - Conversion with Change - Trunk Top 8 MSAs only			UEPDC	USAWB		269.96	269.96					19.99	19.99	
		ADDITIONAL NRCs														
		4-Wire DS1 Loop / 4-Wire DDITS Trunk Port - Subsequent Service Activity Per Service Order			UEPDC	USAS4		147.47	147.47							
		4-Wire DS1 Loop / 4-Wire DDITS Trunk Port - NRC - Subsequent Channel Activation/Chan - 2-Way Trunk			UEPDC	UDTTA		28.71	28.71					19.99	19.99	
		4-Wire DS1 Loop / 4-Wire DDITS Trunk Port - Subsequent Channel Activation/Chan - 1-Way Outward Trunk			UEPDC	UDTTB		28.71	28.71					19.99	19.99	
		4-Wire DS1 Loop / 4-Wire DDITS Trunk Port - Subsqnt Channel Activation/Chan - Inward Trunk w/out DID			UEPDC	UDTTC		28.71	28.71					19.99	19.99	
		4-Wire DS1 Loop / 4-Wire DDITS Trunk Port - Subsqnt Chan Activation Per Chan - Inward Trunk with DID			UEPDC	UDTTD		28.71	28.71					19.99	19.99	
		4-Wire DS1 Loop / 4-Wire DDITS Trunk Port - Subsqnt Chan Activation / Chan - 2-Way DID w User Trans			UEPDC	UDTTE		28.71	28.71					19.99	19.99	
		BIPOLAR 8 ZERO SUBSTITUTION														
		B8ZS - Superframe Format			UEPDC	CCOSF		0.00	600.00							
		B8ZS - Extended Superframe Format			UEPDC	CCOEF		0.00	600.00							
		Alternate Mark Inversion														
		AMI - Superframe Format			UEPDC	MCOSF		0.00	0.00							
		AMI - Extended SuperFrame Format			UEPDC	MCOPO		0.00	0.00							
		Telephone Number/Trunk Group Establishment Charges														
		Telephone Number for 2-Way Trunk Group			UEPDC	UDTGX	0.00									
		Telephone Number for 1-Way Outward Trunk Group			UEPDC	UDTGY	0.00									
		Telephone Number for 1-Way Inward Trunk Group Without DID			UEPDC	UDTGZ	0.00									
		DID Numbers, Establish Trunk Group and Provide First Group of 20 DID Numbers			UEPDC	NDZ	0.00	0.00	0.00							
		DID Numbers for each Group of 20 DID Numbers			UEPDC	ND4	0.00									
		DID Numbers, Non- consecutive DID Numbers , Per Number			UEPDC	ND5	0.00									
		Reserve Non-Consecutive DID Nos			UEPDC	ND6	0.00	0.00	0.00							
		Reserve DID Numbers			UEPDC	NDV	0.00	0.00	0.00							
		Dedicated DS1 (Interoffice Channel Mileage) -														
		FX/FCO for 4-Wire DS1 Digital Loop with 4-Wire DDITS Trunk Port														
		Interoffice Channel Mileage - Fixed rate 0-8 miles (Facilities Termination)			UEPDC	1LNO1	78.47	147.07	111.75					19.99	19.99	
		Interoffice Channel Mileage - Additional rate per mile - 0-8 miles			UEPDC	1LNOA	0.4523	0.00	0.00							

UNBUNDLED NETWORK ELEMENTS - Georgia												Attachment: 2		Exhibit: B		
CATEGORY	RATE ELEMENTS		Interim	Zone	BCS	USOC	RATES(\$)				Svc Order Submitted Elec per LSR	Svc Order Submitted Manually per LSR	Incremental Charge - Manual Svc Order vs. Electronic-1st	Incremental Charge - Manual Svc Order vs. Electronic-Add'l	Incremental Charge - Manual Svc Order vs. Electronic-Disc 1st	Incremental Charge - Manual Svc Order vs. Electronic-Disc Add'l
							Rec	Nonrecurring		Nonrecurring Disconnect		OSS Rates(\$)				
								First	Add'l	First	Add'l	SOME C	SOMAN	SOMAN	SOMAN	SOMAN
		Interoffice Channel Mileage - Fixed rate 9-25 miles (Facilities Termination)			UEPDC	1LNO2	0.00	0.00	0.00							
		Interoffice Channel Mileage - Additional rate per mile - 9-25 miles			UEPDC	1LNOB	0.4523	0.00	0.00							
		Interoffice Channel Mileage - Fixed rate 25+ miles (Facilities Termination)			UEPDC	1LNO3	0.00	0.00	0.00							
		Interoffice Channel Mileage - Additional rate per mile - 25+ miles			UEPDC	1LNOC	0.4523	0.00	0.00							
		Local Number Portability, per DSO Activated			UEPDC	LNPCP	3.15	0.00	0.00							
		Central Office Terminating Point			UEPDC	CTG	0.00									
4-WIRE DS1 LOOP WITH CHANNELIZATION WITH PORT																
System is 1 DS1 Loop, 1 D4 Channel Bank, and up to 24 Feature Activations																
A system can have various rate combinations based on type and number of ports used																
UNE DS1 Loop																
		4-Wire DS1 Loop - UNE Zone 1		1	UEPMG	USLDC	55.53	0.00	0.00							
		4-Wire DS1 Loop - UNE Zone 2		2	UEPMG	USLDC	64.13	0.00	0.00							
		4-Wire DS1 Loop - UNE Zone 3		3	UEPMG	USLDC	101.93	0.00	0.00							
UNE DSO Channelization Capacities (D4 Channel Bank Configurations)																
		24 DSO Channel Capacity - 1 per DS1			UEPMG	VUM24	102.64	0.00	0.00				19.99	19.99		
		48 DSO Channel Capacity - 1 per 2 DS1s			UEPMG	VUM48	205.28	0.00	0.00				19.99	19.99		
		96 DSO Channel Capacity -1per 4 DS1s			UEPMG	VUM96	410.56	0.00	0.00				19.99	19.99		
		144 DSO Channel Capacity - 1 per 6 DS1s			UEPMG	VUM14	615.84	0.00	0.00				19.99	19.99		
		192 DSO Channel Capacity -1 per 8 DS1s			UEPMG	VUM19	821.12	0.00	0.00				19.99	19.99		
		240 DSO Channel Capacity - 1 per 10 DS1s			UEPMG	VUM20	1,026.40	0.00	0.00				19.99	19.99		
		288 DSO Channel Capacity - 1 per 12 DS1s			UEPMG	VUM28	1,231.68	0.00	0.00				19.99	19.99		
		384 DSO Channel Capacity - 1 per 16 DS1s			UEPMG	VUM38	1,642.24	0.00	0.00				19.99	19.99		
		480 DSO Channel Capacity - 1 per 20 DS1s			UEPMG	VUM40	2,052.80	0.00	0.00				19.99	19.99		
		576 DSO Channel Capacity -1 per 24 DS1s			UEPMG	VUM57	2,463.36	0.00	0.00				19.99	19.99		
		672 DSO Channel Capacity - 1 per 28 DS1s			UEPMG	VUM67	2,873.92	0.00	0.00				19.99	19.99		
Non-Recurring Charges (NRC) Associated with 4-Wire DS1 Loop with Channelization with Port - Conversion Charge Based on a System																
A Minimum System configuration is One (1) DS1, One (1) D4 Channel Bank, and Up To 24 DSO Ports with Feature Activations.																
Multiples of this configuration functioning as one are considered Add'l after the minimum system configuration is counted.																
		NRC - Conversion (Currently Combined) with or without BellSouth Allowed Changes - Top 8 MSAs Only			UEPMG	USAC4	0.00	450.00	50.00				19.99	19.99		
System Additions Where Currently Combined and New (Not Currently Combined)																
In Top 8 MSAs and AL, FL, and NC Only																
		1 DS1/D4 Channel Bank - Add NRC for each Port and Assoc Fea Activation -			UEPMG	VUMD4	0.00	950.00	600.00	200.00	30.00		19.99	19.99		
Bipolar 8 Zero Substitution																
		Clear Channel Capability Format, superframe - Subsequent Activity Only			UEPMG	CCOSF	0.00	0.00	600.00							
		Clear Channel Capability Format - Extended Superframe - Subsequent Activity Only			UEPMG	CCOEF	0.00	0.00	600.00							
Alternate Mark Inversion (AMI)																
		Superframe Format			UEPMG	MCOSF	0.00	0.00	0.00							
		Extended Superframe Format			UEPMG	MCOPO	0.00	0.00	0.00							
Exchange Ports Associated with 4-Wire DS1 Loop with Channelization with Port																
Exchange Ports																
		Line Side Combination Channelized PBX Trunk Port - Business			UEPPX	UEPCX	14.00	0.00	0.00	0.00	0.00		33.67	7.88		
		Line Side Outward Channelized PBX Trunk Port - Business			UEPPX	UEPOX	14.00	0.00	0.00	0.00	0.00		33.67	7.88		
		Line Side Inward Only Channelized PBX Trunk Port without DID			UEPPX	UEP1X	14.00	0.00	0.00	0.00	0.00		33.67	7.88		
		2-Wire Trunk Side Unbundled Channelized DID Trunk Port			UEPPX	UEPDM	83.00	0.00	0.00	0.00	0.00		33.67	7.88		
Feature Activations - Unbundled Loop Concentration																
		Feature (Service) Activation for each Line Side Port Terminated in D4 Bank			UEPPX	1PQWM	0.62	40.00	20.00	6.00	5.00		33.67	7.88		
		Feature (Service) Activation for each Trunk Side Port Terminated in D4 Bank			UEPPX	1PQWU	0.62	110.00	30.00	65.00	20.00		33.67	7.88		

UNBUNDLED NETWORK ELEMENTS - Georgia												Attachment: 2		Exhibit: B			
CATEGORY	RATE ELEMENTS				Interim	Zone	BCS	USOC	RATES(\$)			Svc Order Submitted Elec per LSR	Svc Order Submitted Manually per LSR	Incremental Charge - Manual Svc Order vs. Electronic-1st	Incremental Charge - Manual Svc Order vs. Electronic-Add'l	Incremental Charge - Manual Svc Order vs. Electronic-Disc 1st	Incremental Charge - Manual Svc Order vs. Electronic-Disc Add'l
	Telephone Number/ Group Establishment Charges for DID Service																
	DID Trunk Termination (1 per Port)						UEPPX	NDT	0.00	0.00	0.00						
	Estab Trk Grp and Provide 1st 20 DID Nos. (FL, GA, NC, & SC)						UEPPX	NDZ	0.00	0.00	0.00						
	DID Numbers - groups of 20 - Valid all States						UEPPX	ND4	0.00	0.00	0.00						
	Non-Consecutive DID Numbers - per number						UEPPX	ND5	0.00	0.00	0.00						
	Reserve Non-Consecutive DID Numbers						UEPPX	ND6	0.00	0.00	0.00						
	Reserve DID Numbers						UEPPX	NDV	0.00	0.00	0.00						
	Local Number Portability																
	Local Number Portability - 1 per port						UEPPX	LNPCP	3.15	0.00	0.00						
	FEATURES - Vertical and Optional																
	Local Switching Features Offered with Line Side Ports Only																
	All Features Available						UEPPX	UEPVF	0.00	0.00	0.00						
UNBUNDLED CENTREX PORT/LOOP COMBINATIONS - COST BASED RATES																	
1. Cost Based Rates are applied where BellSouth is required by FCC and/or State Commission rule to provide Unbundled Local Switching or Switch Ports.																	
2. Features shall apply to the Unbundled Port/Loop Combination - Cost Based Rate section in the same manner as they are applied to the Stand-Alone Unbundled Port section of this Rate Exhibit.																	
3. End Office and Tandem Switching Usage and Common Transport Usage rates in the Port section of this rate exhibit shall apply to all combinations of loop/port network elements except for UNE Coin Port/Loop Combinations.																	
For Georgia, Kentucky, Louisiana, Mississippi and Tennessee, the recurring UNE Port and Loop charges listed apply to Currently Combined and Not Currently Combined Combos. The the first and additional Port nonrecurring charges apply to Not Currently Combined Combos for all states. In GA, KY, LA, MS and TN these nonrecurring charges are commission ordered cost based rates and in AL, FL, NC and SC these nonrecurring charges are Market Rates and are listed in the Market Rate section. For Currently Combined Combos in all other states, the nonrecurring charges shall be those identified in the Nonrecurring - Currently Combined sections.																	
5. Market Rates for Unbundled Centrex Port/Loop Combination will be negotiated on an individual Case Basis, until further notice.																	
UNE-P CENTREX - 1AESS - (Valid in AL, FL, GA, KY, LA, MS, & TN only)																	
2-Wire VG Loop/2-Wire Voice Grade Port (Centrex) Combo																	
UNE Port/Loop Combination Rates (Non-Design)																	
	2-Wire VG Loop/2-Wire Voice Grade Port (Centrex) Port Combo - Non-Design					1	UEP91		12.59								
	2-Wire VG Loop/2-Wire Voice Grade Port (Centrex)Port Combo - Non-Design					2	UEP91		14.26								
	2-Wire VG Loop/2-Wire Voice Grade Port (Centrex)Port Combo - Non-Design					3	UEP91		21.62								
UNE Port/Loop Combination Rates (Design)																	
	2-Wire VG Loop/2-Wire Voice Grade Port (Centrex) Port Combo - Design					1	UEP91		18.63								
	2-Wire VG Loop/2-Wire Voice Grade Port (Centrex)Port Combo - Design					2	UEP91		21.24								
	2-Wire VG Loop/2-Wire Voice Grade Port (Centrex)Port Combo - Design					3	UEP91		32.71								
UNE Loop Rate																	
	2-Wire Voice Grade Loop (SL 1) - Zone 1					1	UEP91	UECS1	10.80								
	2-Wire Voice Grade Loop (SL 1) - Zone 2					2	UEP91	UECS1	12.47								
	2-Wire Voice Grade Loop (SL 1) - Zone 3					3	UEP91	UECS1	19.83								
	2-Wire Voice Grade Loop (SL 2) - Zone 1					1	UEP91	UECS2	16.84								
	2-Wire Voice Grade Loop (SL 2) - Zone 2					2	UEP91	UECS2	19.45								
	2-Wire Voice Grade Loop (SL 2) - Zone 3					3	UEP91	UECS2	30.92								
UNE Ports																	
All States (Except North Carolina and Sout Carolina)																	
	2-Wire Voice Grade Port (Centrex) Basic Local Area						UEP91	UEPYA	1.79	22.14	15.25	8.45	3.91		33.67	7.88	
	2-Wire Voice Grade Port (Centrex 800 termination)Basic Local Area						UEP91	UEPYB	1.79	22.14	15.25	8.45	3.91		33.67	7.88	
	2-Wire Voice Grade Port (Centrex with Caller ID)1Basic Local Area						UEP91	UEPYH	1.79	22.14	15.25	8.45	3.91		33.67	7.88	
	2-Wire Voice Grade Port (Centrex from diff Serving Wire Center)2 Basic Local Area						UEP91	UEPYM	1.79	22.14	15.25	8.45	3.91		33.67	7.88	
	2-Wire Voice Grade Port, Diff Serving Wire Center - 800 Service Term - Basic Local Area						UEP91	UEPYZ	1.79	22.14	15.25	8.45	3.91		33.67	7.88	
	2-Wire Voice Grade Port terminated in on Megalink or equivalent - Basic Local Area						UEP91	UEPY9	1.79	22.14	15.25	8.45	3.91		33.67	7.88	
	2-Wire Voice Grade Port Terminated on 800 Service Term - Basic Local Area						UEP91	UEPY2	1.79	22.14	15.25	8.45	3.91		33.67	7.88	
Georgia and Florida Only																	

UNBUNDLED NETWORK ELEMENTS - Georgia												Attachment: 2		Exhibit: B			
CATEGORY	RATE ELEMENTS				Interim	Zone	BCS	USOC	RATES(\$)			Svc Order Submitted Elec per LSR	Svc Order Submitted Manually per LSR	Incremental Charge - Manual Svc Order vs. Electronic-1st	Incremental Charge - Manual Svc Order vs. Electronic-Add'l	Incremental Charge - Manual Svc Order vs. Electronic-Disc 1st	Incremental Charge - Manual Svc Order vs. Electronic-Disc Add'l
									Rec	First	Add'l	First	Add'l	OSS Rates(\$)			
														SOME C	SOMAN	SOMAN	SOMAN

UNBUNDLED NETWORK ELEMENTS - Georgia												Attachment: 2		Exhibit: B			
CATEGORY	RATE ELEMENTS		Interim	Zone	BCS	USOC	RATES(\$)				Svc Order Submitted Elec per LSR	Svc Order Submitted Manually per LSR	Incremental Charge - Manual Svc Order vs. Electronic-1st	Incremental Charge - Manual Svc Order vs. Electronic-Add'l	Incremental Charge - Manual Svc Order vs. Electronic-Disc 1st	Incremental Charge - Manual Svc Order vs. Electronic-Disc Add'l	
							Rec	Nonrecurring		Nonrecurring Disconnect		OSS Rates(\$)					
								First	Add'l	First	Add'l	SOME C	SOMAN	SOMAN	SOMAN	SOMAN	SOMAN
		2-Wire VG Loop/2-Wire Voice Grade Port (Centrex) Port Combo - Design		1	UEP95		18.63										
		2-Wire VG Loop/2-Wire Voice Grade Port (Centrex)Port Combo - Design		2	UEP95		21.24										
		2-Wire VG Loop/2-Wire Voice Grade Port (Centrex)Port Combo - Design		3	UEP95		32.71										
	UNE Loop Rate																
		2-Wire Voice Grade Loop (SL 1) - Zone 1		1	UEP95	UECS1	10.80										
		2-Wire Voice Grade Loop (SL 1) - Zone 2		2	UEP95	UECS1	12.47										
		2-Wire Voice Grade Loop (SL 1) - Zone 3		3	UEP95	UECS1	19.83										
		2-Wire Voice Grade Loop (SL 2) - Zone 1		1	UEP95	UECS2	16.84										
		2-Wire Voice Grade Loop (SL 2) - Zone 2		2	UEP95	UECS2	19.45										
		2-Wire Voice Grade Loop (SL 2) - Zone 3		3	UEP95	UECS2	30.92										
	UNE Port Rate																
	All States																
		2-Wire Voice Grade Port (Centrex) Basic Local Area			UEP95	UEPYA	1.79	22.14	15.25	8.45	3.91			33.67	7.88		
		2-Wire Voice Grade Port (Centrex 800 termination)			UEP95	UEPYB	1.79	22.14	15.25	8.45	3.91			33.67	7.88		
		2-Wire Voice Grade Port (Centrex with Caller ID)1Basic Local Area			UEP95	UEPYH	1.79	22.14	15.25	8.45	3.91			33.67	7.88		
		2-Wire Voice Grade Port (Centrex from diff Serving Wire Center)2 Basic Local Area			UEP95	UEPYM	1.79	22.14	15.25	8.45	3.91			33.67	7.88		
		2-Wire Voice Grade Port, Diff Serving Wire Center - 800 Service Term - Basic Local Area			UEP95	UEPYZ	1.79	22.14	15.25	8.45	3.91			33.67	7.88		
		2-Wire Voice Grade Port terminated in on Megalink or equivalent - Basic Local Area			UEP95	UEPY9	1.79	22.14	15.25	8.45	3.91			33.67	7.88		
		2-Wire Voice Grade Port Terminated on 800 Service Term - Basic Local Area			UEP95	UEPY2	1.79	22.14	15.25	8.45	3.91			33.67	7.88		
	FL & GA Only																
		2-Wire Voice Grade Port (Centrex)			UEP95	UEPHA	1.79	22.14	15.25	8.45	3.91			33.67	7.88		
		2-Wire Voice Grade Port (Centrex 800 termination)			UEP95	UEPHB	1.79	22.14	15.25	8.45	3.91			33.67	7.88		
		2-Wire Voice Grade Port (Centrex with Caller ID)1			UEP95	UEPHH	1.79	22.14	15.25	8.45	3.91			33.67	7.88		
		2-Wire Voice Grade Port (Centrex from diff Serving Wire Center)2			UEP95	UEPHM	1.79	22.14	15.25	8.45	3.91			33.67	7.88		
		2-Wire Voice Grade Port, Diff Serving Wire Center - 800 Service Term			UEP95	UEPHZ	1.79	22.14	15.25	8.45	3.91			33.67	7.88		
		2-Wire Voice Grade Port terminated in on Megalink or equivalent			UEP95	UEPH9	1.79	22.14	15.25	8.45	3.91			33.67	7.88		
		2-Wire Voice Grade Port Terminated on 800 Service Term			UEP95	UEPH2	1.79	22.14	15.25	8.45	3.91			33.67	7.88		
	Local Switching																
		Centrex Intercom Functionality, per port			UEP95	URECS	0.5554										
	Local Number Portability																
		Local Number Portability (1 per port)			UEP95	LNPCC	0.35										
	Features																
		All Standard Features Offered, per port			UEP95	UEPVF	0.00							33.67	7.88		
		All Select Features Offered, per port			UEP95	UEPVS	0.00	454.69						33.67	7.88		
		All Centrex Control Features Offered, per port			UEP95	UEPVC	0.00							33.67	7.88		
	NARS																
		Unbundled Network Access Register - Combination			UEP95	UARCX	0.00	0.00	0.00					33.67	7.88		
		Unbundled Network Access Register - Indial			UEP95	UAR1X	0.00	0.00	0.00					33.67	7.88		
		Unbundled Network Access Register - Outdial			UEP95	UAROY	0.00	0.00	0.00					33.67	7.88		
	Miscellaneous Terminations																
	2-Wire Trunk Side																
		Trunk Side Terminations, each			UEP95	CEND6	11.35	61.91	61.91					33.67	7.88		
	4-Wire Digital (1.544 Megabits)																
		DS1 Circuit Terminations, each			UEP95	M1HD1	120.80	89.44	52.46					33.67	7.88		
		DS0 Channels Activated, each			UEP95	M1HDO	0.00	28.71						33.67	7.88		
	Interoffice Channel Mileage - 2-Wire																
		Interoffice Channel Facilities Termination			UEP95	MIGBC	17.07										
		Interoffice Channel mileage, per mile or fraction of mile			UEP95	MIGBM	0.0222										

UNBUNDLED NETWORK ELEMENTS - Georgia												Attachment: 2		Exhibit: B			
CATEGORY	RATE ELEMENTS		Interim	Zone	BCS	USOC	RATES(\$)				Svc Order Submitted Elec per LSR	Svc Order Submitted Manually per LSR	Incremental Charge - Manual Svc Order vs. Electronic-1st	Incremental Charge - Manual Svc Order vs. Electronic-Add'l	Incremental Charge - Manual Svc Order vs. Electronic-Disc 1st	Incremental Charge - Manual Svc Order vs. Electronic-Disc Add'l	
								Nonrecurring		Nonrecurring Disconnect		OSS Rates(\$)					
							Rec	First	Add'l	First	Add'l	SOME C	SOMAN	SOMAN	SOMAN	SOMAN	SOMAN
	Feature Activations (DS0) Centrex Loops on Channelized DS1 Service																
	D4 Channel Bank Feature Activations																
		Feature Activation on D-4 Channel Bank Centrex Loop Slot				UEP95	1PQWS	0.62									
		Feature Activation on D-4 Channel Bank FX line Side Loop Slot				UEP95	1PQW6	0.62									
		Feature Activation on D-4 Channel Bank FX Trunk Side Loop Slot				UEP95	1PQW7	0.62									
		Feature Activation on D-4 Channel Bank Centrex Loop Slot - Different Wire Center				UEP95	1PQWP	0.62									
		Feature Activation on D-4 Channel Bank Private Line Loop Slot				UEP95	1PQWV	0.62									
		Feature Activation on D-4 Channel Bank Tjle Line/Trunk Loop Slot				UEP95	1PQWQ	0.62									
		Feature Activation on D-4 Channel Bank WATS Loop Slot				UEP95	1PQWA	0.62									
	Non-Recurring Charges (NRC) Associated with UNE-P Centrex																
		NRC Conversion Currently Combined Switch-As-Is with allowed changes, per port				UEP95	USAC2		2.01	0.3108				33.67	7.88		
		New Centrex Standard Common Block				UEP95	M1ACS	0.00	659.41					33.67	7.88		
		New Centrex Customized Common Block				UEP95	M1ACC	0.00	659.41					33.67	7.88		
		NAR Establishment Charge, Per Occasion				UEP95	URECA	0.00	71.88					33.67	7.88		
	UNE-P CENTREX - DMS100 (Valid in All States)																
	2-Wire VG Loop/2-Wire Voice Grade Port (Centrex) Combo																
	UNE Port/Loop Combination Rates (Non-Design)																
		2-Wire VG Loop/2-Wire Voice Grade Port (Centrex) Port Combo - Non-Design		1		UEP9D		12.59									
		2-Wire VG Loop/2-Wire Voice Grade Port (Centrex)Port Combo - Non-Design		2		UEP9D		14.26									
		2-Wire VG Loop/2-Wire Voice Grade Port (Centrex)Port Combo - Non-Design		3		UEP9D		21.62									
	UNE Port/Loop Combination Rates (Design)																
		2-Wire VG Loop/2-Wire Voice Grade Port (Centrex) Port Combo - Design		1		UEP9D		18.63									
		2-Wire VG Loop/2-Wire Voice Grade Port (Centrex)Port Combo - Design		2		UEP9D		21.24									
		2-Wire VG Loop/2-Wire Voice Grade Port (Centrex)Port Combo - Design		3		UEP9D		32.71									
	UNE Loop Rate																
		2-Wire Voice Grade Loop (SL 1) - Zone 1		1		UEP9D	UECS1	10.80									
		2-Wire Voice Grade Loop (SL 1) - Zone 2		2		UEP9D	UECS1	12.47									
		2-Wire Voice Grade Loop (SL 1) - Zone 3		3		UEP9D	UECS1	19.83									
		2-Wire Voice Grade Loop (SL 2) - Zone 1		1		UEP9D	UECS2	16.84									
		2-Wire Voice Grade Loop (SL 2) - Zone 2		2		UEP9D	UECS2	19.45									
		2-Wire Voice Grade Loop (SL 2) - Zone 3		3		UEP9D	UECS2	30.92									
	UNE Port Rate																
	ALL STATES																
		2-Wire Voice Grade Port (Centrex) Basic Local Area				UEP9D	UEPYA	1.79	22.14	15.25	8.45	3.91		33.67	7.88		
		2-Wire Voice Grade Port (Centrex 800 termination)Basic Local Area				UEP9D	UEPYB	1.79	22.14	15.25	8.45	3.91		33.67	7.88		
		2-Wire Voice Grade Port (Centrex / EBS-PSET)3Basic Local Area				UEP9D	UEPYC	1.79	22.14	15.25	8.45	3.91		33.67	7.88		
		2-Wire Voice Grade Port (Centrex / EBS-M5009)3Basic Local Area				UEP9D	UEPYD	1.79	22.14	15.25	8.45	3.91		33.67	7.88		
		2-Wire Voice Grade Port (Centrex / EBS-M5209))3 Basic Local Area				UEP9D	UEPYE	1.79	22.14	15.25	8.45	3.91		33.67	7.88		
		2-Wire Voice Grade Port (Centrex / EBS-M5112))3 Basic Local Area				UEP9D	UEPYF	1.79	22.14	15.25	8.45	3.91		33.67	7.88		
		2-Wire Voice Grade Port (Centrex / EBS-M5312))3Basic Local Area				UEP9D	UEPYG	1.79	22.14	15.25	8.45	3.91		33.67	7.88		

UNBUNDLED NETWORK ELEMENTS - Georgia												Attachment: 2		Exhibit: B			
CATEGORY	RATE ELEMENTS		Interim	Zone	BCS	USOC	RATES(\$)				Svc Order Submitted Elec per LSR	Svc Order Submitted Manually per LSR	Incremental Charge - Manual Svc Order vs. Electronic-1st	Incremental Charge - Manual Svc Order vs. Electronic-Add'l	Incremental Charge - Manual Svc Order vs. Electronic-Disc 1st	Incremental Charge - Manual Svc Order vs. Electronic-Disc Add'l	
							Rec	Nonrecurring		Nonrecurring Disconnect		OSS Rates(\$)					
								First	Add'l	First	Add'l	SOMEC	SOMAN	SOMAN	SOMAN	SOMAN	SOMAN
		2-Wire Voice Grade Port (Centrex / EBS-M5008))3 Basic Local Area			UEP9D	UEPYT	1.79	22.14	15.25	8.45	3.91			33.67	7.88		
		2-Wire Voice Grade Port (Centrex / EBS-M5208))3 Basic Local Area			UEP9D	UEPYU	1.79	22.14	15.25	8.45	3.91			33.67	7.88		
		2-Wire Voice Grade Port (Centrex / EBS-M5216))3 Basic Local Area			UEP9D	UEPYV	1.79	22.14	15.25	8.45	3.91			33.67	7.88		
		2-Wire Voice Grade Port (Centrex / EBS-M5316))3 Basic Local Area			UEP9D	UEPY3	1.79	22.14	15.25	8.45	3.91			33.67	7.88		
		2-Wire Voice Grade Port (Centrex with Caller ID) Basic Local Area			UEP9D	UEPYH	1.79	22.14	15.25	8.45	3.91			33.67	7.88		
		2-Wire Voice Grade Port (Centrex/Caller ID/Msg Wtg Lamp Indication))3 Basic Local Area			UEP9D	UEPYW	1.79	22.14	15.25	8.45	3.91			33.67	7.88		
		2-Wire Voice Grade Port (Centrex/Msg Wtg Lamp Indication))3 Basic Local Area			UEP9D	UEPYJ	1.79	22.14	15.25	8.45	3.91			33.67	7.88		
		2-Wire Voice Grade Port (Centrex from diff Serving Wire Center) 2 Basic Local Area			UEP9D	UEPYM	1.79	22.14	15.25	8.45	3.91			33.67	7.88		
		2-Wire Voice Grade Port (Centrex/differ SWC /EBS-PSET)2, 3 Basic Local Area			UEP9D	UEPYO	1.79	22.14	15.25	8.45	3.91			33.67	7.88		
		2-Wire Voice Grade Port (Centrex/differ SWC /EBS-M5009)2, 3 Basic Local Area			UEP9D	UEPYP	1.79	22.14	15.25	8.45	3.91			33.67	7.88		
		2-Wire Voice Grade Port (Centrex/differ SWC /EBS-5209)2, 3 Basic Local Area			UEP9D	UEPYQ	1.79	22.14	15.25	8.45	3.91			33.67	7.88		
		2-Wire Voice Grade Port (Centrex/differ SWC /EBS-M5112)2, 3 Basic Local Area			UEP9D	UEPYR	1.79	22.14	15.25	8.45	3.91			33.67	7.88		
		2-Wire Voice Grade Port (Centrex/differ SWC /EBS-M5312)2, 3 Basic Local Area			UEP9D	UEPYS	1.79	22.14	15.25	8.45	3.91			33.67	7.88		
		2-Wire Voice Grade Port (Centrex/differ SWC /EBS-M5008)2, 3 Basic Local Area			UEP9D	UEPY4	1.79	22.14	15.25	8.45	3.91			33.67	7.88		
		2-Wire Voice Grade Port (Centrex/differ SWC /EBS-M5208)2, 3 Basic Local Area			UEP9D	UEPY5	1.79	22.14	15.25	8.45	3.91			33.67	7.88		
		2-Wire Voice Grade Port (Centrex/differ SWC /EBS-M5216)2, 3 Basic Local Area			UEP9D	UEPY6	1.79	22.14	15.25	8.45	3.91			33.67	7.88		
		2-Wire Voice Grade Port (Centrex/differ SWC /EBS-M5316)2, 3 Basic Local Area			UEP9D	UEPY7	1.79	22.14	15.25	8.45	3.91			33.67	7.88		
		2-Wire Voice Grade Port, Diff Serving Wire Center - 800 Service Term			UEP9D	UEPYZ	1.79	22.14	15.25	8.45	3.91			33.67	7.88		
		2-Wire Voice Grade Port terminated in on Megalink or equivalent Basic Local Area			UEP9D	UEPY9	1.79	22.14	15.25	8.45	3.91			33.67	7.88		
		2-Wire Voice Grade Port Terminated on 800 Service Term Basic Local Area			UEP9D	UEPY2	1.79	22.14	15.25	8.45	3.91			33.67	7.88		
	FL & GA Only																
		2-Wire Voice Grade Port (Centrex)			UEP9D	UEPHA	1.79	22.14	15.25	8.45	3.91			33.67	7.88		
		2-Wire Voice Grade Port (Centrex 800 termination)			UEP9D	UEPHB	1.79	22.14	15.25	8.45	3.91			33.67	7.88		
		2-Wire Voice Grade Port (Centrex / EBS-PSET)3			UEP9D	UEPHC	1.79	22.14	15.25	8.45	3.91			33.67	7.88		
		2-Wire Voice Grade Port (Centrex / EBS-M5009)3			UEP9D	UEPHD	1.79	22.14	15.25	8.45	3.91			33.67	7.88		
		2-Wire Voice Grade Port (Centrex / EBS-M5209)3			UEP9D	UEPHE	1.79	22.14	15.25	8.45	3.91			33.67	7.88		
		2-Wire Voice Grade Port (Centrex / EBS-M5112)3			UEP9D	UEPHF	1.79	22.14	15.25	8.45	3.91			33.67	7.88		
		2-Wire Voice Grade Port (Centrex / EBS-M5312)3			UEP9D	UEPHG	1.79	22.14	15.25	8.45	3.91			33.67	7.88		
		2-Wire Voice Grade Port (Centrex / EBS-M5008)3			UEP9D	UEPHT	1.79	22.14	15.25	8.45	3.91			33.67	7.88		
		2-Wire Voice Grade Port (Centrex / EBS-M5208)3			UEP9D	UEPHU	1.79	22.14	15.25	8.45	3.91			33.67	7.88		
		2-Wire Voice Grade Port (Centrex / EBS-M5216)3			UEP9D	UEPHV	1.79	22.14	15.25	8.45	3.91			33.67	7.88		
		2-Wire Voice Grade Port (Centrex / EBS-M5316)3			UEP9D	UEPH3	1.79	22.14	15.25	8.45	3.91			33.67	7.88		
		2-Wire Voice Grade Port (Centrex with Caller ID)			UEP9D	UEPHH	1.79	22.14	15.25	8.45	3.91			33.67	7.88		
		2-Wire Voice Grade Port (Centrex/Caller ID/Msg Wtg Lamp Indication)3			UEP9D	UEPHW	1.79	22.14	15.25	8.45	3.91			33.67	7.88		
		2-Wire Voice Grade Port (Centrex/Msg Wtg Lamp Indication)3			UEP9D	UEPHJ	1.79	22.14	15.25	8.45	3.91			33.67	7.88		
		2-Wire Voice Grade Port (Centrex from diff Serving Wire Center) 2			UEP9D	UEPHM	1.79	22.14	15.25	8.45	3.91			33.67	7.88		
		2-Wire Voice Grade Port (Centrex/differ SWC /EBS-PSET)2, 3			UEP9D	UEPHO	1.79	22.14	15.25	8.45	3.91			33.67	7.88		

UNBUNDLED NETWORK ELEMENTS - Georgia												Attachment: 2		Exhibit: B			
CATEGORY		RATE ELEMENTS		Interim	Zone	BCS	USOC	RATES(\$)				Svc Order Submitted Elec per LSR	Svc Order Submitted Manually per LSR	Incremental Charge - Manual Svc Order vs. Electronic-1st	Incremental Charge - Manual Svc Order vs. Electronic-Add'l	Incremental Charge - Manual Svc Order vs. Electronic-Disc 1st	Incremental Charge - Manual Svc Order vs. Electronic-Disc Add'l
									Nonrecurring		Nonrecurring Disconnect		OSS Rates(\$)				
								Rec	First	Add'l	First	Add'l	SOMEc	SOMAN	SOMAN	SOMAN	SOMAN
		2-Wire Voice Grade Port (Centrex/differ SWC /EBS-M5009)2, 3				UEP9D	UEPHP	1.79	22.14	15.25	8.45	3.91			33.67	7.88	
		2-Wire Voice Grade Port (Centrex/differ SWC /EBS-5209)2, 3				UEP9D	UEPHQ	1.79	22.14	15.25	8.45	3.91			33.67	7.88	
		2-Wire Voice Grade Port (Centrex/differ SWC /EBS-M5112)2, 3				UEP9D	UEPHR	1.79	22.14	15.25	8.45	3.91			33.67	7.88	
		2-Wire Voice Grade Port (Centrex/differ SWC /EBS-M5312)2, 3				UEP9D	UEPHS	1.79	22.14	15.25	8.45	3.91			33.67	7.88	
		2-Wire Voice Grade Port (Centrex/differ SWC /EBS-M5008)2, 3				UEP9D	UEPH4	1.79	22.14	15.25	8.45	3.91			33.67	7.88	
		2-Wire Voice Grade Port (Centrex/differ SWC /EBS-M5208)2, 3				UEP9D	UEPH5	1.79	22.14	15.25	8.45	3.91			33.67	7.88	
		2-Wire Voice Grade Port (Centrex/differ SWC /EBS-M5216)2, 3				UEP9D	UEPH6	1.79	22.14	15.25	8.45	3.91			33.67	7.88	
		2-Wire Voice Grade Port (Centrex/differ SWC /EBS-M5316)2, 3				UEP9D	UEPH7	1.79	22.14	15.25	8.45	3.91			33.67	7.88	
		2-Wire Voice Grade Port, Diff Serving Wire Center - 800 Service Term				UEP9D	UEPHZ	1.79	22.14	15.25	8.45	3.91			33.67	7.88	
		2-Wire Voice Grade Port terminated in on Megalink or equivalent				UEP9D	UEPH9	1.79	22.14	15.25	8.45	3.91			33.67	7.88	
		2-Wire Voice Grade Port Terminated on 800 Service Term				UEP9D	UEPH2	1.79	22.14	15.25	8.45	3.91			33.67	7.88	
	Local Switching																
		Centrex Intercom Funtionality, per port				UEP9D	URECS	0.5554									
	Local Number Portability																
		Local Number Portability (1 per port)				UEP9D	LNPCc	0.35									
	Features																
		All Standard Features Offered, per port				UEP9D	UEPVF	0.00									
		All Select Features Offered, per port				UEP9D	UEPVS	0.00	454.69					33.67	7.88		
		All Centrex Control Features Offered, per port				UEP9D	UEPVC	0.00									
	NARS																
		Unbundled Network Access Register - Combination				UEP9D	UARCX	0.00	0.00	0.00				33.67	7.88		
		Unbundled Network Access Register - Inward				UEP9D	UAR1X	0.00	0.00	0.00				33.67	7.88		
		Unbundled Network Access Register - Outdial				UEP9D	UAROX	0.00	0.00	0.00				33.67	7.88		
	Miscellaneous Terminations																
	2-Wire Trunk Side																
		Trunk Side Terminations, each				UEP9D	CEND6	11.35									
	4-Wire Digital (1.544 Megabits)																
		DS1 Circuit Terminations, each				UEP9D	M1HD1	120.80	89.44	52.46				33.67	7.88		
		DS0 Channels Activated per Channel				UEP9D	M1HDO	0.00	28.71					33.67	7.88		
	Interoffice Channel Mileage - 2-Wire																
		Interoffice Channel Facilities Termination				UEP9D	MIGBC	17.07									
		Interoffice Channel mileage, per mile or fraction of mile				UEP9D	MIGBM	0.0222									
	Feature Activations (DS0) Centrex Loops on Channelized DS1 Service																
	D4 Channel Bank Feature Activations																
		Feature Activation on D-4 Channel Bank Centrex Loop Slot				UEP9D	1PQWS	0.62									
		Feature Activation on D-4 Channel Bank FX line Side Loop Slot				UEP9D	1PQW6	0.62									
		Feature Activation on D-4 Channel Bank FX Trunk Side Loop Slot				UEP9D	1PQW7	0.62									
		Feature Activation on D-4 Channel Bank Centrex Loop Slot - Different Wire Center				UEP9D	1PQWP	0.62									
		Feature Activation on D-4 Channel Bank Private Line Loop Slot				UEP9D	1PQWV	0.62									
		Feature Activation on D-4 Channel Bank Tjlie Line/Trunk Loop Slot				UEP9D	1PQWQ	0.62									
		Feature Activation on D-4 Channel Bank WATS Loop Slot				UEP9D	1PQWA	0.62									
	Non-Recurring Charges (NRC) Associated with UNE-P Centrex																
		NRC Conversion Currently Combined Switch-As-Is with allowed changes, per port				UEP9D	USAC2		2.01	0.3108				33.67	7.88		
		New Centrex Standard Common Block				UEP9D	M1ACS	0.00	659.41					33.67	7.88		

UNBUNDLED NETWORK ELEMENTS - Georgia											Attachment: 2		Exhibit: B	
CATEGORY	RATE ELEMENTS	Interim	Zone	BCS	USOC	RATES(\$)			Svc Order Submitted Elec per LSR	Svc Order Submitted Manually per LSR	Incremental Charge - Manual Svc Order vs. Electronic-1st	Incremental Charge - Manual Svc Order vs. Electronic-Add'l	Incremental Charge - Manual Svc Order vs. Electronic-Disc 1st	Incremental Charge - Manual Svc Order vs. Electronic-Disc Add'l
						Rec	Nonrecurring		Nonrecurring Disconnect		OSS Rates(\$)			
							First	Add'l	First	Add'l	SOME C	SOMAN	SOMAN	SOMAN
	New Centrex Customized Common Block			UEP9D	M1ACC	0.00	659.41						33.67	7.88
	NAR Establishment Charge, Per Occasion			UEP9D	URECA	0.00	71.88						33.67	7.88
	Centrex Intercom Functionality, per port			UEP9E	URECS									
	Note 1 - Required Port for Centrex Control in 1AESS, 5ESS & EWSD													
	Note 2 - Requires Interoffice Channel Mileage													
	Note 3 - Requires Specific Customer Premises Equipment													
	NOTE: Rates displaying an "R" in Interim column are interim and subject to rate true-up as set forth in General Terms and Conditions.													

UNBUNDLED NETWORK ELEMENTS - Kentucky											Attachment: 2		Exhibit: B		
CATEGORY	RATE ELEMENTS	Interim	Zone	BCS	USOC	RATES(\$)				Svc Order Submitted Elec per LSR	Svc Order Submitted Manually per LSR	Incremental Charge - Manual Svc Order vs. Electronic-1st	Incremental Charge - Manual Svc Order vs. Electronic-Add'l	Incremental Charge - Manual Svc Order vs. Electronic-Disc 1st	Incremental Charge - Manual Svc Order vs. Electronic-Disc Add'l

UNBUNDLED NETWORK ELEMENTS - Kentucky

CATEGORY		RATE ELEMENTS	Interim	Zone	BCS	USOC	RATES(\$)					Svc Order Submitted Elec per LSR	Svc Order Submitted Manually per LSR	Incremental Charge - Manual Svc Order vs. Electronic-1st	Incremental Charge - Manual Svc Order vs. Electronic-Add'l	Incremental Charge - Manual Svc Order vs. Electronic-Disc 1st	Incremental Charge - Manual Svc Order vs. Electronic-Disc Add'l
							Rec	First	Add'l	First	Add'l	SOMEc	SOMAN	SOMAN	SOMAN	SOMAN	SOMAN
		2-Wire Analog Voice Grade Loop - Service Level 2 w/Reverse Battery Signaling - Zone 1		1	UEA	UEAR2	12.67	134.89	81.87	73.65	14.88		7.86				
		2-Wire Analog Voice Grade Loop - Service Level 2 w/Reverse Battery Signaling - Zone 2		2	UEA	UEAR2	17.45	134.89	81.87	73.65	14.88		7.86				
		2-Wire Analog Voice Grade Loop - Service Level 2 w/Reverse Battery Signaling - Zone 3		3	UEA	UEAR2	33.22	134.89	81.87	73.65	14.88		7.86				
		Order Coordination for Specified Conversion Time (per LSR)			UEA	OCOSL		23.01									
		CLEC to CLEC Conversion Charge without outside dispatch			UEA	UREWO		87.72	36.36				7.86				
		4-WIRE ANALOG VOICE GRADE LOOP															
		4-Wire Analog Voice Grade Loop - Zone 1		1	UEA	UEAL4	29.26	164.11	112.36	78.91	18.66		7.86				
		4-Wire Analog Voice Grade Loop - Zone 2		2	UEA	UEAL4	34.25	164.11	112.36	78.91	18.66		7.86				
		4-Wire Analog Voice Grade Loop - Zone 3		3	UEA	UEAL4	85.06	164.11	112.36	78.91	18.66		7.86				
		Order Coordination for Specified Conversion Time (per LSR)			UEA	OCOSL		23.01									
		CLEC to CLEC Conversion Charge without outside dispatch			UEA	UREWO		87.72	36.36				7.86				
		2-WIRE ISDN DIGITAL GRADE LOOP															
		2-Wire ISDN Digital Grade Loop - Zone 1		1	UDN	U1L2X	18.44	146.77	95.02	71.38	13.83		7.86				
		2-Wire ISDN Digital Grade Loop - Zone 2		2	UDN	U1L2X	25.08	146.77	95.02	71.38	13.83		7.86				
		2-Wire ISDN Digital Grade Loop - Zone 3		3	UDN	U1L2X	42.87	146.77	95.02	71.38	13.83		7.86				
		Order Coordination For Specified Conversion Time (per LSR)			UDN	OCOSL		23.01									
		CLEC to CLEC Conversion Charge without outside dispatch			UDN	UREWO		91.63	44.16				7.86				
		2-WIRE Universal Digital Channel (UDC) COMPATIBLE LOOP															
		2-Wire Universal Digital Channel (UDC) Compatible Loop - Zone 1		1	UDC	UDC2X	18.44	146.77	95.02	71.38	13.83		7.86				
		2-Wire Universal Digital Channel (UDC) Compatible Loop - Zone 2		2	UDC	UDC2X	25.08	146.77	95.02	71.38	13.83		7.86				
		2-Wire Universal Digital Channel (UDC) Compatible Loop - Zone 3		3	UDC	UDC2X	42.87	146.77	95.02	71.38	13.83		7.86				
		CLEC to CLEC Conversion Charge without outside dispatch			UDC	UREWO		91.63	44.16				7.86				
		2-WIRE ASYMMETRICAL DIGITAL SUBSCRIBER LINE (ADSL) COMPATIBLE LOOP															
		2 Wire Unbundled ADSL Loop including manual service inquiry & facility reservation - Zone 1		1	UAL	UAL2X	10.82	141.98	79.73	69.02	11.47		7.86				
		2 Wire Unbundled ADSL Loop including manual service inquiry & facility reservation - Zone 2		2	UAL	UAL2X	11.79	141.98	79.73	69.02	11.47		7.86				
		2 Wire Unbundled ADSL Loop including manual service inquiry & facility reservation - Zone 3		3	UAL	UAL2X	12.87	141.98	79.73	69.02	11.47		7.86				
		Order Coordination for Specified Conversion Time (per LSR)			UAL	OCOSL		23.01									
		2 Wire Unbundled ADSL Loop without manual service inquiry & facility reservaton - Zone 1		1	UAL	UAL2W	10.82	121.18	69.00	69.09	11.54		7.86				
		2 Wire Unbundled ADSL Loop without manual service inquiry & facility reservaton - Zone 2		2	UAL	UAL2W	11.79	121.18	69.00	69.09	11.54		7.86				
		2 Wire Unbundled ADSL Loop without manual service inquiry & facility reservaton - Zone 3		3	UAL	UAL2W	12.87	121.18	69.00	69.09	11.54		7.86				
		Order Coordination for Specified Conversion Time (per LSR)			UAL	OCOSL		23.01									
		CLEC to CLEC Conversion Charge without outside dispatch			UAL	UREWO		86.20	40.40				7.86				
		2-WIRE HIGH BIT RATE DIGITAL SUBSCRIBER LINE (HDSL) COMPATIBLE LOOP															
		2 Wire Unbundled HDSL Loop including manual service inquiry & facility reservation - Zone 1		1	UHL	UHL2X	8.75	151.54	89.29	69.09	11.54		7.86				
		2 Wire Unbundled HDSL Loop including manual service inquiry & facility reservation - Zone 2		2	UHL	UHL2X	9.56	151.54	89.29	69.09	11.54		7.86				
		2 Wire Unbundled HDSL Loop including manual service inquiry & facility reservation - Zone 3		3	UHL	UHL2X	10.61	151.54	89.29	69.09	11.54		7.86				
		Order Coordination for Specified Conversion Time (per LSR)			UHL	OCOSL		23.01									
		2 Wire Unbundled HDSL Loop without manual service inquiry and facility reservation - Zone 1		1	UHL	UHL2W	8.75	130.74	78.56	69.09	11.54		7.86				
		2 Wire Unbundled HDSL Loop without manual service inquiry and facility reservation - Zone 2		2	UHL	UHL2W	9.56	130.74	78.56	69.09	11.54		7.86				
		2 Wire Unbundled HDSL Loop without manual service inquiry and facility reservation - Zone 3		3	UHL	UHL2W	10.61	130.74	78.56	69.09	11.54		7.86				
		Order Coordination for Specified Conversion Time (per LSR)			UHL	OCOSL		23.01									

UNBUNDLED NETWORK ELEMENTS - Kentucky

CATEGORY		RATE ELEMENTS	Interim	Zone	BCS	USOC	RATES(\$)				Svc Order Submitted Elec per LSR	Svc Order Submitted Manually per LSR	Incremental Charge - Manual Svc Order vs. Electronic-1st	Incremental Charge - Manual Svc Order vs. Electronic-Add'l	Incremental Charge - Manual Svc Order vs. Electronic-Disc 1st	Incremental Charge - Manual Svc Order vs. Electronic-Disc Add'l
							Nonrecurring		Nonrecurring Disconnect		OSS Rates(\$)					
							Rec	First	Add'l	First	Add'l	SOME C	SOMAN	SOMAN	SOMAN	SOMAN
		CLEC to CLEC Conversion Charge without outside dispatch			UHL	UREWO		86.14	40.40				7.86			
		4-WIRE HIGH BIT RATE DIGITAL SUBSCRIBER LINE (HDSL) COMPATIBLE LOOP														
		4 Wire Unbundled HDSL Loop including manual service inquiry and facility reservation - Zone 1		1	UHL	UHL4X	13.95	185.75	123.50	74.95	14.69		7.86			
		4-Wire Unbundled HDSL Loop including manual service inquiry and facility reservation - Zone 2	I	2	UHL	UHL4X	15.68	185.75	123.50	74.95	14.69		7.86			
		4-Wire Unbundled HDSL Loop including manual service inquiry and facility reservation - Zone 3		3	UHL	UHL4X	16.98	185.75	123.50	74.95	14.69		7.86			
		Order Coordination for Specified Conversion Time (per LSR)			UHL	OCOSL		23.01								
		4-Wire Unbundled HDSL Loop without manual service inquiry and facility reservation - Zone 1		1	UHL	UHL4W	13.95	164.95	114.04	77.32	15.80		7.86			
		4-Wire Unbundled HDSL Loop without manual service inquiry and facility reservation - Zone 2		2	UHL	UHL4W	15.68	164.95	114.04	77.32	15.80		7.86			
		4-Wire Unbundled HDSL Loop without manual service inquiry and facility reservation - Zone 3		3	UHL	UHL4W	16.98	164.95	114.04	77.32	15.80		7.86			
		Order Coordination for Specified Conversion Time (per LSR)			UHL	OCOSL		23.01								
		CLEC to CLEC Conversion Charge without outside dispatch			UHL	UREWO		86.14	40.40				7.86			
		4-WIRE DS1 DIGITAL LOOP														
		4-Wire DS1 Digital Loop - Zone 1		1	USL	USLXX	86.47	306.69	174.44	65.83	14.55		7.86			
		4-Wire DS1 Digital Loop - Zone 2		2	USL	USLXX	114.10	306.69	174.44	65.83	14.55		7.86			
		4-Wire DS1 Digital Loop - Zone 3		3	USL	USLXX	297.76	306.69	174.44	65.83	14.55		7.86			
		Order Coordination for Specified Conversion Time (per LSR)			USL	OCOSL		23.01								
		CLEC to CLEC Conversion Charge without outside dispatch			USL	UREWO		101.09	43.04							
		4-WIRE 19.2, 56 OR 64 KBPS DIGITAL GRADE LOOP														
		4 Wire Unbundled Digital 19.2 Kbps		1	UDL	UDL19	27.59	157.81	106.06	78.91	18.66		7.86			
		4 Wire Unbundled Digital 19.2 Kbps		2	UDL	UDL19	32.48	157.81	106.06	78.91	18.66		7.86			
		4 Wire Unbundled Digital 19.2 Kbps		3	UDL	UDL19	36.37	157.81	106.06	78.91	18.66		7.86			
		4 Wire Unbundled Digital Loop 56 Kbps - Zone 1		1	UDL	UDL56	27.59	157.81	106.06	78.91	18.66		7.86			
		4 Wire Unbundled Digital Loop 56 Kbps - Zone 2		2	UDL	UDL56	32.48	157.81	106.06	78.91	18.66		7.86			
		4 Wire Unbundled Digital Loop 56 Kbps - Zone 3		3	UDL	UDL56	36.37	157.81	106.06	78.91	18.66		7.86			
		Order Coordination for Specified Conversion Time (per LSR)			UDL	OCOSL		23.01								
		4 Wire Unbundled Digital Loop 64 Kbps - Zone 1		1	UDL	UDL64	27.59	157.81	106.06	78.91	18.66		7.86			
		4 Wire Unbundled Digital Loop 64 Kbps - Zone 2		2	UDL	UDL64	32.48	157.81	106.06	78.91	18.66		7.86			
		4 Wire Unbundled Digital Loop 64 Kbps - Zone 3		3	UDL	UDL64	36.37	157.81	106.06	78.91	18.66		7.86			
		Order Coordination for Specified Conversion Time (per LSR)			UDL	OCOSL		23.01								
		CLEC to CLEC Conversion Charge without outside dispatch			UDL	UREWO		102.13	49.75				7.86			
		2-WIRE Unbundled COPPER LOOP														
		2-Wire Unbundled Copper Loop/Short including manual service inquiry & facility reservation - Zone 1		1	UCL	UCLPB	10.82	140.95	78.70	69.09	11.54		7.86			
		2-Wire Unbundled Copper Loop/Short including manual service inquiry & facility reservation - Zone 2		2	UCL	UCLPB	11.79	140.95	78.70	69.09	11.54		7.86			
		2 Wire Unbundled Copper Loop/Short including manual service inquiry & facility reservation - Zone 3		3	UCL	UCLPB	12.87	140.95	78.70	69.09	11.54		7.86			
		Order Coordination for Unbundled Copper Loops (per loop)			UCL	UCLMC		9.00	9.00							
		2-Wire Unbundled Copper Loop/Short without manual service inquiry and facility reservation - Zone 1		1	UCL	UCLPW	10.82	120.15	67.97	69.09	11.54		7.86			
		2-Wire Unbundled Copper Loop/Short without manual service inquiry and facility reservation - Zone 2		2	UCL	UCLPW	11.79	120.15	67.97	69.09	11.54		7.86			
		2-Wire Unbundled Copper Loop/Short without manual service inquiry and facility reservation - Zone 3		3	UCL	UCLPW	12.87	120.15	67.97	69.09	11.54		7.86			
		Order Coordination for Unbundled Copper Loops (per loop)			UCL	UCLMC		9.00	9.00							
		2-Wire Unbundled Copper Loop/Long - includes manual svc. inquiry and facility reservation - Zone 1		1	UCL	UCL2L	24.91	140.95	78.70	69.09	11.54		7.86			
		2-Wire Unbundled Copper Loop/Long - includes manual svc. inquiry and facility reservation - Zone 2		2	UCL	UCL2L	36.94	140.95	78.70	69.09	11.54		7.86			
		2-Wire Unbundled Copper Loop/Long - includes manual svc. inquiry and facility reservation - Zone 3		3	UCL	UCL2L	69.95	140.95	78.70	69.09	11.54		7.86			
		Order Coordination for Unbundled Copper Loops (per loop)			UCL	UCLMC		9.00	9.00							

UNBUNDLED NETWORK ELEMENTS - Kentucky												Attachment: 2		Exhibit: B			
CATEGORY		RATE ELEMENTS	Interim	Zone	BCS	USOC	RATES(\$)				Svc Order Submitted Elec per LSR	Svc Order Submitted Manually per LSR	Incremental Charge - Manual Svc Order vs. Electronic-1st	Incremental Charge - Manual Svc Order vs. Electronic-Add'l	Incremental Charge - Manual Svc Order vs. Electronic-Disc 1st	Incremental Charge - Manual Svc Order vs. Electronic-Disc Add'l	
								Nonrecurring		Nonrecurring Disconnect		OSS Rates(\$)					
							Rec	First	Add'l	First	Add'l	SOMEc	SOMAN	SOMAN	SOMAN	SOMAN	SOMAN
		2-Wire Unbundled Copper Loop/Long - without manual service inquiry and facility reservation - Zone 1		1	UCL	UCL2W	24.91	120.15	67.97	69.09	11.54		7.86				
		2-Wire Unbundled Copper Loop/Long - without manual service inquiry and facility reservation - Zone 2		2	UCL	UCL2W	36.94	120.15	67.97	69.09	11.54		7.86				
		2-Wire Unbundled Copper Loop/Long - without manual service inquiry and facility reservation - Zone 3		3	UCL	UCL2W	69.95	120.15	67.97	69.09	11.54		7.86				
		Order Coordination for Unbundled Copper Loops (per loop)			UCL	UCLMC		9.00	9.00								
		CLEC to CLEC Conversion Charge without outside dispatch (UCL-Des)			UCL	UREWO		97.23	42.48				7.86				
4-WIRE COPPER LOOP																	
		4-Wire Copper Loop/Short - including manual service inquiry and facility reservation - Zone 1		1	UCL	UCL4S	16.92	170.31	108.06	74.95	14.69		7.86				
		4-Wire Copper Loop/Short - including manual service inquiry and facility reservation - Zone 2		2	UCL	UCL4S	17.36	170.31	108.06	74.95	14.69		7.86				
		4-Wire Copper Loop/Short - including manual service inquiry and facility reservation - Zone 3		3	UCL	UCL4S	28.10	170.31	108.06	74.95	14.69		7.86				
		Order Coordination for Unbundled Copper Loops (per loop)			UCL	UCLMC		9.00	9.00								
		4-Wire Copper Loop/Short - without manual service inquiry and facility reservation - Zone 1		1	UCL	UCL4W	16.92	149.52	97.33	74.95	14.69		7.86				
		4-Wire Copper Loop/Short - without manual service inquiry and facility reservation - Zone 2		2	UCL	UCL4W	17.36	149.52	97.33	74.95	14.69		7.86				
		4-Wire Copper Loop/Short - without manual service inquiry and facility reservation - Zone 3		3	UCL	UCL4W	28.10	149.52	97.33	74.95	14.69		7.86				
		Order Coordination for Unbundled Copper Loops (per loop)			UCL	UCLMC		9.00	9.00								
		4-Wire Unbundled Copper Loop/Long - includes manual svc. inquiry and facility reservation - Zone 1		1	UCL	UCL4L	46.91	170.31	108.06	74.95	14.69		7.86				
		4-Wire Unbundled Copper Loop/Long - includes manual svc. inquiry and facility reservation - Zone 2		2	UCL	UCL4L	45.78	170.31	108.06	74.95	14.69		7.86				
		4-Wire Unbundled Copper Loop/Long - includes manual svc. inquiry and facility reservation - Zone 3		3	UCL	UCL4L	171.34	170.31	108.06	74.95	14.69		7.86				
		Order Coordination for Unbundled Copper Loops (per loop)			UCL	UCLMC		9.00	9.00								
		4-Wire Unbundled Copper Loop/Long - without manual svc. inquiry and facility reservation - Zone 1		1	UCL	UCL4O	46.91	149.52	97.33	74.95	14.69		7.86				
		4-Wire Unbundled Copper Loop/Long - without manual svc. inquiry and facility reservation - Zone 2		2	UCL	UCL4O	45.78	149.52	97.33	74.95	14.69		7.86				
		4-Wire Unbundled Copper Loop/Long - without manual svc. inquiry and facility reservation - Zone 3		3	UCL	UCL4O	171.34	149.52	97.33	74.95	14.69		7.86				
		Order Coordination for Unbundled Copper Loops (per loop)			UCL	UCLMC		9.00	9.00								
		CLEC to CLEC Conversion Charge without outside dispatch (UCL-Des)			UCL	UREWO		97.23	42.48				7.86				
LOOP MODIFICATION																	
		Unbundled Loop Modification, Removal of Load Coils - 2 Wire pair less than or equal to 18k ft			UAL, UHL, UCL, UEQ, ULS, UEA, UEANL, UDL, UDC, UDN, UDL, USL	ULM2L		9.24	9.24				7.86				
		Unbundled Loop Modification, Removal of Load Coils - 2 wire greater than 18k ft			UCL, ULS	ULM2G		342.24	342.24				7.86				
		Unbundled Loop Modification Removal of Load Coils - 4 Wire less than or equal to 18K ft			UHL, UCL	ULM4L		9.24	9.24				7.86				
		Unbundled Loop Modification Removal of Load Coils - 4 Wire pair greater than 18k ft			UCL	ULM4G		342.24	342.24				7.86				
		Unbundled Loop Modification Removal of Bridged Tap Removal, per unbundled loop			UAL, UHL, UCL, UEQ, UEF, ULS, UEA, UEANL, UDL, UDC, UDN, UDL, USL	ULMBT		10.47	10.47				7.86				
SUB-LOOPS																	
		Sub-Loop Distribution															

UNBUNDLED NETWORK ELEMENTS - Kentucky

CATEGORY	RATE ELEMENTS	Inter m	Zone	BCS	USOC	RATES(\$)					Svc Order Submitted Elec per LSR	Svc Order Submitted Manually per LSR	Incremental Charge - Manual Svc Order vs. Electronic- 1st	Incremental Charge - Manual Svc Order vs. Electronic- Add'l	Incremental Charge - Manual Svc Order vs. Electronic- Disc 1st	Incremental Charge - Manual Svc Order vs. Electronic- Disc Add'l
						Rec	Nonrecurring		Nonrecurring Disconnect		OSS Rates(\$)					
							First	Add'l	First	Add'l	SOME C	SOMAN	SOMAN	SOMAN	SOMAN	SOMAN
	Sub-Loop - Per Cross Box Location - CLEC Feeder Facility Set-Up	I		UEANL	USBSA		207.91	207.91				7.86				
	Sub-Loop - Per Cross Box Location - Per 25 Pair Panel Set-Up	I		UEANL	USBSB		12.50	12.50				7.86				
	Sub-Loop - Per Building Equipment Room - CLEC Feeder Facility Set-Up	I		UEANL	USBSC		80.87	80.87				7.86				
	Sub-Loop - Per Building Equipment Room - Per 25 Pair Panel Set-Up	I		UEANL	USBSD		45.04	45.04				7.86				
	Sub-Loop Distribution Per 2-Wire Analog Voice Grade Loop - Zone 1	I	1	UEANL	USBN2	6.34	85.03	39.05	59.81	7.90		7.86				
	Sub-Loop Distribution Per 2-Wire Analog Voice Grade Loop - Zone 2	I	2	UEANL	USBN2	9.06	85.03	39.05	59.81	7.90		7.86				
	Sub-Loop Distribution Per 2-Wire Analog Voice Grade Loop - Zone 3	I	3	UEANL	USBN2	14.82	85.03	39.05	59.81	7.90		7.86				
	Order Coordination for Unbundled Sub-Loops, per sub-loop pair			UEANL	USBMC		9.00	9.00								
	Sub-Loop Distribution Per 4-Wire Analog Voice Grade Loop - Zone 1		1	UEANL	USBN4	8.14	102.31	56.32	65.24	10.88		7.86				
	Sub-Loop Distribution Per 4-Wire Analog Voice Grade Loop - Zone 2		2	UEANL	USBN4	8.63	102.31	56.32	65.24	10.88		7.86				
	Sub-Loop Distribution Per 4-Wire Analog Voice Grade Loop - Zone 3		3	UEANL	USBN4	25.60	102.31	56.32	65.24	10.88		7.86				
	Order Coordination for Unbundled Sub-Loops, per sub-loop pair			UEANL	USBMC		9.00	9.00								
	Sub-Loop 2-Wire Intrabuilding Network Cable (INC)	I		UEANL	USBR2	2.57	68.35	22.36	59.81	7.90		7.86				
	Order Coordination for Unbundled Sub-Loops, per sub-loop pair			UEANL	USBMC		9.00	9.00								
	Sub-Loop 4-Wire Intrabuilding Network Cable (INC)	I		UEANL	USBR4	4.98	76.49	30.51	65.24	10.88		7.86				
	Order Coordination for Unbundled Sub-Loops, per sub-loop pair			UEANL	USBMC		9.00	9.00								
	2 Wire Copper Unbundled Sub-Loop Distribution - Zone 1	I	1	UEF	UCS2X	5.45	85.03	39.05	59.81	7.90		7.86				
	2 Wire Copper Unbundled Sub-Loop Distribution - Zone 2	I	2	UEF	UCS2X	7.06	85.03	39.05	59.81	7.90		7.86				
	2 Wire Copper Unbundled Sub-Loop Distribution - Zone 3	I	3	UEF	UCS2X	9.67	85.03	39.05	59.81	7.90		7.86				
	Order Coordination for Unbundled Sub-Loops, per sub-loop pair			UEF	USBMC		9.00	9.00								
	4 Wire Copper Unbundled Sub-Loop Distribution - Zone 1	I	1	UEF	UCS4X	7.09	102.31	56.32	65.24	10.88		7.86				
	4 Wire Copper Unbundled Sub-Loop Distribution - Zone 2	I	2	UEF	UCS4X	8.66	102.31	56.32	65.24	10.88		7.86				
	4 Wire Copper Unbundled Sub-Loop Distribution - Zone 3	I	3	UEF	UCS4X	19.40	102.31	56.32	65.24	10.88		7.86				
	Order Coordination for Unbundled Sub-Loops, per sub-loop pair			UEF	USBMC		9.00	9.00								
	Unbundled Sub-Loop Modification															
	Unbundled Sub-Loop Modification - 2-W Copper Dist Load Coil/Equip Removal per 2-W PR			UEF	ULM2X		5.23	5.23				7.86				
	Unbundled Sub-loop Modification - 4-W Copper Dist Load Coil/Equip Removal per 4-W PR			UEF	ULM4X		5.23	5.23				7.86				
	Unbundled Sub-loop Modification - 2-w/4-w Copper Dist Bridged Tap Removal, per PR unloaded			UEF	ULM4T		7.97	7.97				7.86				
	Unbundled Network Terminating Wire (UNTW)															
	Unbundled Network Terminating Wire (UNTW) per Pair			UENTW	UENPP	0.53	23.51	23.51				7.86				
	Network Interface Device (NID)															
	Network Interface Device (NID) - 1-2 lines			UENTW	UND12		73.53	49.47				7.86				
	Network Interface Device (NID) - 1-6 lines			UENTW	UND16		115.96	91.91				7.86				
	Network Interface Device Cross Connect - 2 W			UENTW	UNDC2		8.56	8.56				7.86				
	Network Interface Device Cross Connect - 4W			UENTW	UNDC4		8.56	8.56				7.86				
SUB-LOOPS																
	Sub-Loop Feeder															
	USL-Feeder, DS0 Set-up per Cross Box location - CLEC Distribution Facility set-up			UEA, UDN UCL UDL UDC	USBFW		207.91					7.86				

UNBUNDLED NETWORK ELEMENTS - Kentucky

CATEGORY	RATE ELEMENTS	Interi m	Zone	BCS	USOC	RATES(\$)					Svc Order Submitted Elec per LSR	Svc Order Submitted Manually per LSR	Incremental Charge - Manual Svc Order vs. Electronic- 1st	Incremental Charge - Manual Svc Order vs. Electronic- Add'l	Incremental Charge - Manual Svc Order vs. Electronic- Disc 1st	Incremental Charge - Manual Svc Order vs. Electronic- Disc Add'l
						Rec	Nonrecurring		Nonrecurring Disconnect		OSS Rates(\$)					
							First	Add'l	First	Add'l	SOMEc	SOMAN	SOMAN	SOMAN	SOMAN	SOMAN
	USL Feeder - DS0 Set-up per Cross Box location - per 25 pair set-up			UEA, UDN,UCL,UDL,UDC	USBFX		12.50	12.50				7.86				
	USL Feeder DS1 Set-up at DSX location, per DS1 termination			USL	USBFZ		527.98	11.32				7.86				
	Unbundled Sub-Loop Feeder Loop, 2Wire Ground Start, Voice Grade - Zone 1		1	UEA	USBFA	7.67	114.83	64.61	72.34	17.21		7.86				
	Unbundled Sub-Loop Feeder Loop, 2Wire Ground-Start, Voice Grade - Zone 2		2	UEA	USBFA	9.70	114.83	64.61	72.34	17.21		7.86				
	Unbundled Sub-Loop Feeder Loop, Per 2Wire Ground-Start, Voice Grade - Zone 3		3	UEA	USBFA	19.53	114.83	64.61	72.34	17.21		7.86				
	Order Coordination for Specified Conversion Time, per LSR			UEA	OCOSL		23.01									
	Unbundle Sub-Loop Feeder Loop, 2Wire Loop-Start, Voice Grade - Zone 1		1	UEA	USBFB	7.67	114.83	64.61	72.34	17.21		7.86				
	Unbundled Sub-Loop Feeder Loop, 2Wire Loop-Start, Voice Grade - Zone 2		2	UEA	USBFB	9.70	114.83	64.61	72.34	17.21		7.86				
	Unbundled Sub-Loop Feeder Loop, 2Wire Start Loop, Voice Grade - Zone 3		3	UEA	USBFB	19.53	114.83	64.61	72.34	17.21		7.86				
	Order Coordination for Specified Time Conversion, per LSR			UEA	OCOSL		23.01									
	Unbundled Sub-Loop Feeder Loop, 2Wire Reverse Battery, Voice Grade - Zone 1		1	UEA	USBFC	7.67	114.83	64.61	72.34	17.21		7.86				
	Unbundled Sub-Loop Feeder Loop, 2Wire Reverse Battery, Voice Grade - Zone 2		2	UEA	USBFC	9.70	114.83	64.61	72.34	17.21		7.86				
	Unbundled Sub-Loop Feeder Loop, 2Wire Analog Reverse Battery, Voice Grade - Zone 3		3	UEA	USBFC	19.53	114.83	64.61	72.34	17.21		7.86				
	Order Coordination For Specified Conversion Time, per LSR			UEA	OCOSL		23.01									
	Unbundled Sub-Loop Feeder Loop, 4Wire Ground-Start, Voice Grade - Zone 1		1	UEA	USBFD	22.82	131.73	79.98	81.82	51.56		7.86				
	Unbundled Sub-Loop Feeder Loop, 4Wire Ground-Start, Voice Grade - Zone 2		2	UEA	USBFD	27.24	131.73	79.98	81.82	51.56		7.86				
	Unbundled Sub-Loop Feeder Loop, 4Wire Ground Start, Voice Grade - Zone 3		3	UEA	USBFD	61.41	131.73	79.98	81.82	51.56		7.86				
	Order Coordination For Specified Conversion Time, Per LSR			UEA	OCOSL		23.01									
	Unbundled Sub-Loop Feeder Loop, 4Wire Loop-Start, Voice Grade - Zone 1		1	UEA	USBFE	22.82	131.73	79.98	81.82	51.56		7.86				
	Unbundled Sub-Loop Feeder Loop, 4Wire Loop-Start, Voice Grade - Zone 2		2	UEA	USBFE	27.24	131.73	79.98	81.82	51.56		7.86				
	Unbundled Sub-Loop Feeder Loop, 4Wire Loop-Start, Voice Grade - Zone 3		3	UEA	USBFE	61.41	131.73	79.98	81.82	51.56		7.86				
	Order Coordination For Specified Conversion Time, Per LSR			UEA	OCOSL		23.01									
	Unbundled Sub-Loop Feeder Loop, 2Wire ISDN BRI - Zone 1		1	UDN	USBFF	13.00	131.79	80.04	74.16	16.60		7.86				
	Unbundled Sub-Loop Feeder Loop, 2-Wire ISDN BRI - Zone 2		2	UDN	USBFF	16.95	131.79	80.04	74.16	16.60		7.86				
	Unbundled Sub-Loop Feeder Loop, 2-Wire ISDN BRI - Zone 3		3	UDN	USBFF	28.95	131.79	80.04	74.16	16.60		7.86				
	Order Coordination For Specified Conversion Time, Per LSR			UDN	OCOSL		23.01									
	Unbundled Sub-Loop Feeder, 2Wire UDC (IDSL compatible)		1	UDC	USBFS	13.00	131.79	80.04	74.16	16.60		7.86				
	Unbundled Sub-Loop Feeder, 2Wire UDC (IDSL compatible)		2	UDC	USBFS	16.95	131.79	80.04	74.16	16.60		7.86				
	Unbundled Sub-Loop Feeder, 2Wire UDC (IDSL compatible)		3	UDC	USBFS	28.95	131.79	80.04	74.16	16.60		7.86				
	Unbundled Sub-Loop Feeder Loop, 4-Wire DS1 - Zone 1		1	USL	USBFG	62.57	125.43	73.68	81.82	21.56		7.86				
	Unbundled Sub-Loop Feeder Loop, 4-Wire DS1 - Zone 2		2	USL	USBFG	87.71	125.43	73.68	81.82	21.56		7.86				
	Unbundled Sub-Loop Feeder Loop, 4-Wire DS1 - Zone 3		3	USL	USBFG	273.33	125.43	73.68	81.82	21.56		7.86				
	Order Coordination For Specified Conversion Time, Per LSR			USL	OCOSL		23.01									
	Unbundled Sub-Loop Feeder, 2-Wire Copper Loop - Zone 1		1	UCL	USBFH	6.44	105.31	53.57	71.16	13.61		7.86				
	Unbundled Sub-Loop Feeder Loop, 2-Wire Copper Loop - Zone 2		2	UCL	USBFH	5.78	105.31	53.57	71.16	13.61		7.86				
	Unbundled Sub-Loop Feeder Loop, 2-Wire Copper Loop - Zone 3		3	UCL	USBFH	4.25	105.31	53.57	71.16	13.61		7.86				
	Order Coordination For Specified Conversion Time, per LSR			UCL	OCOSL		23.01									
	Sub-Loop Feeder - Per 4-Wire Copper Loop - Zone 1		1	UCL	USBFJ	11.33	125.55	73.80	77.12	16.86		7.86				
	Sub-Loop Feeder - Per 4-Wire Copper Loop - Zone 2		2	UCL	USBFJ	10.18	125.55	73.80	77.12	16.86		7.86				
	Sub-Loop Feeder - Per 4-Wire Copper Loop - Zone 3		3	UCL	USBFJ	10.32	125.55	73.80	77.12	16.86		7.86				
	Order Coordination For Specified Conversion Time, per LSR			UCL	OCOSL		23.01									

UNBUNDLED NETWORK ELEMENTS - Kentucky

CATEGORY		RATE ELEMENTS	Inter m	Zone	BCS	USOC	RATES(\$)					Svc Order Submitted Elec per LSR	Svc Order Submitted Manually per LSR	Incremental Charge - Manual Svc Order vs. Electronic- 1st	Incremental Charge - Manual Svc Order vs. Electronic- Add'l	Incremental Charge - Manual Svc Order vs. Electronic- Disc 1st	Incremental Charge - Manual Svc Order vs. Electronic- Disc Add'l
							Rec	Nonrecurring		Nonrecurring Disconnect		OSS Rates(\$)					
								First	Add'l	First	Add'l	SOMEc	SOMAN	SOMAN	SOMAN	SOMAN	SOMAN
		Sub-Loop Feeder - Per 4-Wire 19.2 Kbps Digital Grade Loop		1	UDL	USBFN	20.78	125.43	73.68	81.82	21.56		7.86				
		Sub-Loop Feeder - Per 4-Wire 19.2 Kbps Digital Grade Loop		2	UDL	USBFN	26.41	125.43	73.68	81.82	21.56		7.86				
		Sub-Loop Feeder - Per 4-Wire 19.2 Kbps Digital Grade Loop		3	UDL	USBFN	23.10	125.43	73.68	81.82	21.56		7.86				
		Sub-Loop Feeder - Per 4-Wire 56 Kbps Digital Grade Loop - Zone 1		1	UDL	USBFO	20.78	125.43	73.68	81.82	21.56		7.86				
		Sub-Loop Feeder - Per 4-Wire 56 Kbps Digital Grade Loop - Zone 2		2	UDL	USBFO	26.41	125.43	73.68	81.82	21.56		7.86				
		Sub-Loop Feeder - Per 4-Wire 56 Kbps Digital Grade Loop - Zone 3		3	UDL	USBFO	23.10	125.43	73.68	81.82	21.56		7.86				
		Order Coordination For Specified Time Conversion, per LSR			UDL	OCOSL		23.01									
		Sub-Loop Feeder - Per 4-Wire 64 Kbps Digital Grade Loop - Zone 1		1	UDL	USBFN	20.78	125.43	73.68	81.82	21.56		7.86				
		Sub-Loop Feeder - Per 4-Wire 64 Kbps Digital Grade Loop - Zone 2		2	UDL	USBFN	26.41	125.43	73.68	81.82	21.56		7.86				
		Sub-Loop Feeder - Per 4-Wire 64 Kbps Digital Grade Loop - Zone 3		3	UDL	USBFN	23.10	125.43	73.68	81.82	21.56		7.86				
		Order Coordination For Specified Conversion Time, per LSR			UDL	OCOSL		23.01									
SUB-LOOPS																	
	Sub-Loop Feeder																
		Sub Loop Feeder - DS3 - Per Mile Per Month			UE3	1L5SL	15.38										
		Sub Loop Feeder - DS3 - Facility Termination Per Month			UE3	USBF1	346.30	3,386.00	407.14	160.86	91.19		7.86				
		Sub Loop Feeder - STS-1 - Per Mile Per Month			UDLSX	1L5SL	15.38										
		Sub Loop Feeder - STS-1 - Facility Termination Per Month			UDLSX	USBF7	372.80	3,386.00	407.14	160.86	91.19		7.86				
		Sub Loop Feeder - OC-3 - Per Mile Per Month			UDLO3	1L5SL	11.67										
		Sub Loop Feeder - OC-3 - Facility Termination Protection Per Month			UDLO3	USBF5	58.27										
		Sub Loop Feeder - OC-3 - Facility Termination Per Month			UDLO3	USBF2	564.68	3,386.00	407.14	160.86	91.19		7.86				
		Sub Loop Feeder - OC-12 - Per Mile Per Month			UDL12	1L5SL	14.36										
		Sub Loop Feeder - OC-12 - Facility Termination Protection Per Month			UDL12	USBF6	658.35										
		Sub Loop Feeder - OC-12 - Facility Termination Per Month			UDL12	USBF3	1,778.00	3,386.00	407.14	160.86	91.19		7.86				
		Sub Loop Feeder - OC-48 - Per Mile Per Month			UDL48	1L5SL	47.11										
		Sub Loop Feeder - OC-48 - Facility Termination Protection Per Month			UDL48	USBF9	330.39										
		Sub Loop Feeder - OC-48 - Facility Termination Per Month			UDL48	USBF4	1,533.00	3,571.00	407.14	160.86	91.19		7.86				
		Sub Loop Feeder - OC-12 Interface On OC-48			UDL48	USBF8	372.76	788.37	407.14	160.86	91.19		7.86				
UNBUNDLED LOOP CONCENTRATION																	
		Unbundled Loop Concentration - System A (TR008)			ULC	UCT8A	423.72	359.34	359.34				7.86				
		Unbundled Loop Concentration - System B (TR008)			ULC	UCT8B	51.60	149.72	149.72				7.86				
		Unbundled Loop Concentration - System A (TR303)			ULC	UCT3A	460.27	359.34	359.34				7.86				
		Unbundled Loop Concentration - System B (TR303)			ULC	UCT3B	86.95	149.72	149.72				7.86				
		Unbundled Loop Concentration - DS1 Loop Interface Card			ULC	UCTCO	4.90	71.69	51.51	22.99	6.00		7.86				
		Unbundled Loop Concentration - ISDN Loop Interface (Brite Card)			UDN	ULCC1	7.78	16.59	16.50	8.42	8.37		7.86				
		Unbundled Loop Concentration - UDC Loop Interface (Brite Card)			UDC	ULCCU	7.78	16.59	16.50	8.42	8.37		7.86				
		Unbundled Loop Concentration - 2 Wire Voice-Loop Start or Ground Start Loop Interface (POTS Card)			UEA	ULCC2	1.95	16.59	16.50	8.42	8.37		7.86				
		Unbundled Loop Concentration - 2 Wire Voice - Reverse Battery Loop Interface (SPOTS Card)			UEA	ULCCR	11.58	16.59	16.50	8.42	8.37		7.86				
		Unbundled Loop Concentration - 4 Wire Voice Loop Interface (Specials Card)			UEA	ULCC4	6.90	16.59	16.50	8.42	8.37		7.86				
		Unbundled Loop Concentration - TEST CIRCUIT Card			ULC	UCTTC	33.74	16.59	16.50	8.42	8.37		7.86				
		Unbundled Loop Concentration - Digital 19.2 Kbps Data Loop Interface			UDL	ULCC7	10.23	16.59	16.50	8.42	8.37		7.86				
		Unbundled Loop Concentration - Digital 56 Kbps Data Loop Interface			UDL	ULCC5	10.23	16.59	16.50	8.42	8.37		7.86				
		Unbundled Loop Concentration - Digital 64 Kbps Data Loop Interface			UDL	ULCC6	10.23	16.59	16.50	8.42	8.37		7.86				

UNBUNDLED NETWORK ELEMENTS - Kentucky

CATEGORY	RATE ELEMENTS					Interim	Zone	BCS	USOC	RATES(\$)					Svc Order Submitted Elec per LSR	Svc Order Submitted Manually per LSR	Incremental Charge - Manual Svc Order vs. Electronic-1st	Incremental Charge - Manual Svc Order vs. Electronic-Add'l	Incremental Charge - Manual Svc Order vs. Electronic-Disc 1st	Incremental Charge - Manual Svc Order vs. Electronic-Disc Add'l
										Nonrecurring		Nonrecurring Disconnect		OSS Rates(\$)						
										Rec	First	Add'l	First	Add'l	SOMEC	SOMAN	SOMAN	SOMAN	SOMAN	SOMAN
UNE OTHER, PROVISIONING ONLY - NO RATE																				
		NID - Dispatch and Service Order for NID installation						UENTW	UNDBX											
		UNTW Circuit Id Establishment, Provisioning Only - No Rate						UENTW	UENCE											
		Unbundled Contract Name, Provisioning Only - No Rate						UEANL,UEF,UEQ,UENTW	UNECN											
UNE OTHER, PROVISIONING ONLY - NO RATE																				
		Unbundled Contact Name, Provisioning Only - no rate						UAL,UCL,UDC,UDL,UDN,UEA,UHL,ULC	UNECN	0.00	0.00									
		Unbundled Sub-Loop Feeder-2 Wire Cross Box Jumper - no rate						UEA,UDN,UCL,UDC	USBFQ	0.00	0.00									
		Unbundled Sub-Loop Feeder-4 Wire Cross Box Jumper - no rate						UEA,USL,UCL,UDL	USBFR	0.00	0.00									
		Unbundled DS1 Loop - Superframe Format Option - no rate						USL	CCOSF	0.00	0.00									
		Unbundled DS1 Loop - Expanded Superframe Format option - no rate						USL	CCOEF	0.00	0.00									
HIGH CAPACITY UNBUNDLED LOCAL LOOP																				
		High Capacity Unbundled Local Loop - DS3 - Per Mile per month						UE3	1L5ND	9.25										
		High Capacity Unbundled Local Loop - DS3 - Facility Termination per month						UE3	UE3PX	308.31	551.38	338.08	173.00	120.42		7.86				
		High Capacity Unbundled Local Loop - STS-1 - Per Mile per month						UDLSX	1L5ND	9.25										
		High Capacity Unbundled Local Loop - STS-1 - Facility Termination per month						UDLSX	UDLS1	320.51	551.38	338.08	173.00	120.42		7.86				
LOOP MAKE-UP																				
		Loop Makeup - Preordering Without Reservation, per working or spare facility queried (Manual)						UMK	UMKLW		23.40	23.40								
		Loop Makeup - Preordering With Reservation, per spare facility queried (Manual)						UMK	UMKLP		24.85	24.85								
		Loop Makeup-With or Without Reservation, per working or spare facility queried (Mechanized)						UMK	PSUMK		0.67	0.67								
HIGH FREQUENCY SPECTRUM																				
SPLITTERS-CENTRAL OFFICE BASED																				
		Line Sharing Splitter, per System 96 Line Capacity						ULS	ULSDA	198.83	379.05	0.00	358.55	0.00		7.86				
		Line Sharing Splitter, per System 24 Line Capacity						ULS	ULSDB	49.71	379.05	0.00	358.55	0.00		7.86				
		Line Sharing Splitter, Per System, 8 Line Capacity				I		ULS	ULSD8	16.94	377.71	0.00	357.29	0.00		7.86				
		Line Sharing-DLEC Owned Splitter in CO-CFA activation-deactivation (per LSOD)						ULS	ULSDG		173.62		100.40			7.86				
END USER ORDERING-CENTRAL OFFICE BASED-HIGH FREQUENCY SPECTRUM AKA LINE SHARING																				
		Line Sharing - per Line Activation (BST Owned Splitter)						ULS	ULSDC	0.61	37.16	21.28	20.17	9.90		7.86				
		Line Sharing - per Subsequent Activity per Line Rearrangement(BST Owned Splitter)						ULS	ULSDS		32.90	16.43				7.86				
		Line Sharing - per Subsequent Activity per Line Rearrangement(DLEC Owned Splitter)						ULS	ULSCS		32.90	16.43				7.86				
		Line Sharing - per Line Activation (DLEC owned Splitter)				I		ULS	ULSCC	0.61	47.44	19.31	20.67	12.74		7.86				
		Line Splitting - per line activation DLEC owned splitter				I		UEPSR UEPSB	UREOS	0.61										
		Line Splitting - per line activation BST owned - physical				I		UEPSR UEPSB	UREBP	0.647	37.02	21.20	21.10	9.87		7.86				
		Line Splitting - per line activation BST owned - virtual				I		UEPSR UEPSB	UREBV	0.645	37.02	21.20	21.10	9.87		7.86				
UNBUNDLED DEDICATED TRANSPORT																				
NOTE: INTEROFFICE CHANNEL DEDICATED TRANSPORT - minimum billing period - below DS3=one month, DS3/STS-1=four months																				
INTEROFFICE CHANNEL - DEDICATED TRANSPORT																				
		Interoffice Channel - Dedicated Transport - 2-Wire Voice Grade - Per Mile per month						U1TVX	1L5XX	0.01										
		Interoffice Channel - Dedicated Transport- 2- Wire Voice Grade - Facility Termination per month						U1TVX	U1TV2	29.11	47.34	31.78	22.77	8.75		7.86				
		Interoffice Channel - Dedicated Transport- 2-Wire Voice Grade Rev Bat. - Per Mile per month						U1TVX	1L5XX	0.01										

UNBUNDLED NETWORK ELEMENTS - Kentucky												Attachment: 2		Exhibit: B		
CATEGORY	RATE ELEMENTS		Interi m	Zone	BCS	USOC	RATES(\$)				Svc Order Submitted Elec per LSR	Svc Order Submitted Manually per LSR	Incremental Charge - Manual Svc Order vs. Electronic- 1st	Incremental Charge - Manual Svc Order vs. Electronic- Add'l	Incremental Charge - Manual Svc Order vs. Electronic- Disc 1st	Incremental Charge - Manual Svc Order vs. Electronic- Disc Add'l
								Nonrecurring		Nonrecurring Disconnect		OSS Rates(\$)				
							Rec	First	Add'l	First	Add'l	SOME C	SOMAN	SOMAN	SOMAN	SOMAN
		Interoffice Channel - Dedicated Transport- 2- Wire VG Rev Bat - Facility Termination per month			U1TVX	U1TR2	29.11	47.34	31.78	22.77	8.75		7.86			
		Interoffice Channel - Dedicated Transport - 4-Wire Voice Grade - Per Mile per month			U1TVX	1L5XX	0.01									
		Interoffice Channel - Dedicated Transport - 4- Wire Voice Grade - Facility Termination per month			U1TVX	U1TV4	25.86	47.34	31.78	22.77	8.75		7.86			
		Interoffice Channel - Dedicated Transport - 56 kbps - per mile per month			U1TDX	1L5XX	0.0115									
		Interoffice Channel - Dedicated Transport - 56 kbps - Facility Termination per month			U1TDX	U1TD5	20.97	47.35	31.78	22.77	8.75		7.86			
		Interoffice Channel - Dedicated Transport - 64 kbps - per mile per month			U1TDX	1L5XX	0.0115									
		Interoffice Channel - Dedicated Transport - 64 kbps - Facility Termination per month			U1TDX	U1TD6	20.97	47.35	31.78	22.77	8.75		7.86			
		Interoffice Channel - Dedicated Channel - DS1 - Per Mile per month			U1TD1	1L5XX	0.23									
		Interoffice Channel - Dedicated Tranport - DS1 - Facility Termination per month			U1TD1	U1TF1	96.04	105.52	98.46	23.09	20.49		7.86			
		Interoffice Channel - Dedicated Transport - DS3 - Per Mile per month			U1TD3	1L5XX	4.97									
		Interoffice Channel - Dedicated Transport - DS3 - Facility Termination per month			U1TD3	U1TF3	1,175.15	335.40	219.24	89.57	87.75		7.86			
		Interoffice Channel - Dedicated Transport - STS-1 - Per Mile per month			U1TS1	1L5XX	4.97									
		Interoffice Channel - Dedicated Transport - STS-1 - Facility Termination per month			U1TS1	U1TFS	1,149.51	335.40	219.24	89.57	87.75		7.86			
	LOCAL CHANNEL - DEDICATED TRANSPORT															
	NOTE: LOCAL CHANNEL DEDICATED TRANSPORT - minimum billing period - below DS3=one month, DS3/STS-1=four months															
		Local Channel - Dedicated - 2-Wire Voice Grade Per Month			ULDVX	ULDV2	18.57	265.78	46.96	46.79	4.98		7.86			
		Local Channel - Dedicated - 2-Wire Voice Grade Rev Bat per month			ULDVX	ULDR2	18.57	265.78	46.96	46.79	4.98		7.86			
		Local Channel - Dedicated - 4-Wire Voice Grade per month			UNDVX	ULDV4	19.86	266.48	47.65	47.54	5.73		7.86			
		Local Channel - Dedicated - DS1 per month - Zone 1		1	ULDD1	ULDF1	40.46	209.60	176.51	30.21	21.07		7.86			
		Local Channel - Dedicated - DS1 per month - Zone 2		2	ULDD1	ULDF1	43.39	209.60	176.51	30.21	21.07		7.86			
		Local Channel - Dedicated - DS1 per month - Zone 3		3	ULDD1	ULDF1	164.50	209.60	176.51	30.21	21.07		7.86			
		Local Channel - Dedicated - DS3 - Per Mile per month			ULDD3	1L5NC	8.74									
		Local Channel - Dedicated - DS3 - Facility Termination per month			ULDD3	ULDF3	576.05	551.38	338.08	173.00	120.42		7.86			
		Local Channel - Dedicated - STS-1- Per Mile per month			ULDS1	1L5NC	8.74									
		Local Channel - Dedicated - STS-1 - Facility Termination per month			ULDS1	ULDFS	543.24	551.38	338.08	173.00	120.42		7.86			
MULTIPLEXERS																
		Channelization - DS1 to DS0 Channel System			UXTD1	MQ1	113.33	101.40	71.60	13.79	13.04		7.86			
		OCU-DP COCI (data) - DS1 to DS0 Channel System - per month (2.4-64kbs)			UDL	1D1DD	1.32	10.07	7.08				7.86			
		2-wire ISDN COCI (BRITE) - DS1 to DS0 Channel Systsem - per month			UDN	UC1CA	2.84	10.07	7.08				7.86			
		Voice Grade COCI - DS1 to DS0 Channel System - per month			UEA	1D1VG	0.6228	10.07	7.08				7.86			
		DS3 to DS1 Channel System per month			UXTD3	MQ3	158.20	199.23	118.62	50.16	48.59		7.86			
		STS1 to DS1 Channel System per month			UXTS1	MQ3	158.20	199.23	118.62	50.16	48.59		7.86			
		DS3 Interface Unit (DS1 COCI) used with Loop per month			USL	UC1D1	11.80	10.07	7.08				7.86			
		DS3 Interface Unit (DS1 COCI) used with Local Channel per month			ULDD1	UC1D1	11.80	10.07	7.08				7.86			
		DS3 Interface Unit (DS1 COCI) used with Interoffice Channel per month			U1TD1	UC1D1	11.80	10.07	7.08				7.86			
DARK FIBER																
		Dark Fiber, Four Fiber Strands, Per Route Mile or Fraction Thereof per month - Local Channel			UDF	1L5DC	47.01									
		NRC Dark Fiber - Local Channel			UDF	UDFC4		732.53	192.67	377.27	241.67		7.86			

UNBUNDLED NETWORK ELEMENTS - Kentucky												Attachment: 2		Exhibit: B				
CATEGORY	RATE ELEMENTS				Interim	Zone	BCS	USOC	RATES(\$)				Svc Order Submitted Elec per LSR	Svc Order Submitted Manually per LSR	Incremental Charge - Manual Svc Order vs. Electronic-1st	Incremental Charge - Manual Svc Order vs. Electronic-Add'l	Incremental Charge - Manual Svc Order vs. Electronic-Disc 1st	Incremental Charge - Manual Svc Order vs. Electronic-Disc Add'l
														OSS Rates(\$)				
								Rec	First	Add'l	First	Add'l	SOMEc	SOMAN	SOMAN	SOMAN	SOMAN	SOMAN
		</																

UNBUNDLED NETWORK ELEMENTS - Kentucky												Attachment: 2		Exhibit: B			
CATEGORY		RATE ELEMENTS		Interim	Zone	BCS	USOC	RATES(\$)				Svc Order Submitted Elec per LSR	Svc Order Submitted Manually per LSR	Incremental Charge - Manual Svc Order vs. Electronic-1st	Incremental Charge - Manual Svc Order vs. Electronic-Add'l	Incremental Charge - Manual Svc Order vs. Electronic-Disc 1st	Incremental Charge - Manual Svc Order vs. Electronic-Disc Add'l
								Rec	Nonrecurring		Nonrecurring Disconnect		OSS Rates(\$)				
								First	Add'l	First	Add'l	SOME C	SOMAN	SOMAN	SOMAN	SOMAN	SOMAN
		CNAM for Non DB Owners, Per Query				OQV		0.0010348									
		CNAM (Non-Databs Owner), NRC, applies when using the Character Based User Interface (CHUI)				OQV	CDDCH		595.00	595.00			7.86				
LNP Query Service																	
		LNP Charge Per query						0.0008695									
		LNP Service Establishment Manual						13.82	13.82	12.71	12.71		7.86				
		LNP Service Provisioning with Point Code Establishment						953.27	487.00	431.95	317.61		7.86				
OPERATOR CALL PROCESSING																	
		Oper. Call Processing - Oper. Provided, Per Min. - Using BST LIDB						1.20									
		Oper. Call Processing - Oper. Provided, Per Min. - Using Foreign LIDB						1.24									
		Oper. Call Processing - Fully Automated, per Call - Using BST LIDB						0.20									
		Oper. Call Processing - Fully Automated, per Call - Using Foreign LIDB						0.20									
INWARD OPERATOR SERVICES																	
		Inward Operator Services - Verification, Per Call						1.00									
		Inward Operator Services - Verification and Emergency Interrupt - Per Call						1.95									
BRANDING - OPERATOR CALL PROCESSING																	
		Recording of Custom Branded OA Announcement					CBAOS		7,000.00	7,000.00			7.86				
		Loading of Custom Branded OA Announcement per shelf/NAV					CBAOL		500.00	500.00			7.86				
		Unbranding via OLNS for UNEP CLEC															
		Loading of OA per OCN (Regional)						1,200.00	1,200.00				7.86				
DIRECTORY ASSISTANCE SERVICES																	
		DIRECTORY ASSISTANCE ACCESS SERVICE															
		Directory Assistance Access Service Calls, Charge Per Call						0.275									
		DIRECTORY ASSISTANCE CALL COMPLETION ACCESS SERVICE (DACC)															
		Directory Assistance Call Completion Access Service (DACC), Per Call Attempt						0.10									
		DIRECTORY TRANSPORT															
DIRECTORY ASSISTANCE SERVICES																	
		DIRECTORY ASSISTANCE DATA BASE SERVICE (DADS)															
		Directory Assistance Data Base Service Charge Per Listing						0.04									
		Directory Assistance Data Base Service, per month					DBSOF	150.00									
BRANDING - DIRECTORY ASSISTANCE																	
		Facility Based CLEC															
		Recording and Provisioning of DA Custom Branded Announcement				AMT	CBADA		6,000.00	6,000.00							
		Loading of Custom Branded Announcement per DRAM Card/Switch				AMT	CBADC		1,170.00	1,170.00							
		UNEP CLEC															
		Recording of DA Custom Branded Announcement							3,000.00	3,000.00							
		Loading of DA Custom Branded Announcement per DRAM Card/Switch per OCN							1,170.00	1,170.00							
		Unbranding via OLNS for UNEP CLEC															
		Loading of DA per OCN (1 OCN per Order)							420.00	420.00							
		Loading of DA per Switch per OCN							16.00	16.00							
SELECTIVE ROUTING																	
		Selective Routing Per Unique Line Class Code Per Request Per Switch					USRCR		93.53	93.53	15.58	15.58		7.86			
VIRTUAL COLLOCATION																	
		Virtual Collocation - Application Cost				AMTFS	EAF		2,419.86	2,419.86	1.01	1.01					
		Virtual Collocation - Cable Installation Cost, per cable				AMTFS	ESPCX		1,729.11	1,729.11	45.16	45.16					
		Virtual Collocation - Floor Space, per sq ft				AMTFS	ESPVX	7.99									
		Virtual Collocation - Power, per breaker amp				AMTFS	ESPAX	8.06									
		Virtual Collocation - Cable Support Structure, per entrance cable				AMTFS	ESPSX	17.38									

UNBUNDLED NETWORK ELEMENTS - Kentucky

CATEGORY		RATE ELEMENTS	Interim	Zone	BCS	USOC	RATES(\$)				Svc Order Submitted Elec per LSR	Svc Order Submitted Manually per LSR	Incremental Charge - Manual Svc Order vs. Electronic-1st	Incremental Charge - Manual Svc Order vs. Electronic-Add'l	Incremental Charge - Manual Svc Order vs. Electronic-Disc 1st	Incremental Charge - Manual Svc Order vs. Electronic-Disc Add'l
							Nonrecurring		Nonrecurring Disconnect		OSS Rates(\$)					
						Rec	First	Add'l	First	Add'l	SOME C	SOMAN	SOMAN	SOMAN	SOMAN	SOMAN
		Virtual Collocation - 2-wire Cross Connects (loop)			UEANL,UEA,UDN,U DC,UAL,UHL,UCL,U EQ, AMTFS, UDL, UNCVX, UNCDX, UNCNX	UEAC2	0.0309	24.68	23.68	12.14	10.95		19.99			
		Virtual Collocation - 4-wire Cross Connects (loop)			UEA,UHL,UCL,UDL, AMTFS, UAL, UDN, UNCVX, UNCDX	UEAC4	0.0619	24.88	23.82	12.77	11.46		19.99			
		Virtual Collocation - 2-Fiber Cross Connects			AMTFS,UDL12, UDLO3, U1T48, U1T12, U1T03, ULDO3, ULD12, ULD48, UDF	CNC2F	3.80	41.94	30.51	14.76	11.84			19.99	19.99	19.99
		Virtual Collocation - 4-Fiber Cross Connects			AMTFS,UDL12, UDLO3, U1T48, U1T12, U1T03, ULDO3, ULD12, ULD48, UDF	CNC4F	7.59	51.29	39.87	19.41	16.49			19.99	19.99	19.99
		Virtual collocation - DS1 Cross Connects			USL,ULC,AMTFS, ULR, UXTD1, UNCIX, ULDD1, U1TD1, USLEL, UNLD1	CNC1X	1.48	44.23	31.98	12.81	11.57					
		Virtual collocation - DS3 Cross Connects			USL,ULC,AMTFS,U E3, U1TD3, UXTS1, UXTD3, UNC3X, UNCSX, ULDD3, U1TS1, ULDS1, UDLSX, UNLD3	CND3X	18.89	41.93	30.51	14.75	11.83					
		Virtual Collocation - Co-Carrier Cross Connects - Fiber Cable Support Structure, per linear foot			AMTFS	VE1CB	0.003									
		Virtual Collocation - Co-Carrier Cross Connects - Copper/Coax Cable Support Structure, per linear ft			AMTFS	VE1CD	0.0045									
		Virtual Collocation - Co-Carrier Cross Connects - Fiber Cable Support Structure,per cable			AMTFS	VE1CC		535.55								
		Virtual Collocation - Co-Carrier Cross Connects - Copper/Coax Cable Support Structure, per cable			AMTFS	VE1CE		535.55								
		Virtual collocation - Security Escort - Basic, per half hour			AMTFS	SPTBX		33.98	21.53							
		Virtual collocation - Security Escort - Overtime, per half hour			AMTFS	SPTOX		44.26	27.81							
		Virtual collocation - Security Escort - Premium, per half hour			AMTFS	SPTPX		54.54	34.09							
		Virtual collocation - Maintenance in CO - Basic, per half hour			AMTFS	CTRLX		56.07	21.53							
		Virtual collocation - Maintenance in CO - Overtime, per half hour			AMTFS	SPTOM		73.23	27.81							
		Virtual collocation - Maintenance in CO - Premium per half hour			AMTFS	SPTPM		90.39	34.09							
VIRTUAL COLLOCATION																
		Virtual Collocation - 2-wire Cross Connect, Exchange Port 2-Wire Analog - Res			UEPSR	VE1R2	0.0309	24.68	23.68	12.14	10.95		7.86			
		Virtual Collocation - 2-Wire Cross Connect, Exchange Port 2-Wire Line Side PBX Trunk - Bus			UEPSP	VE1R2	0.0309	24.68	23.68	12.14	10.95		7.86			
		Virtual Collocation 2-Wire Cross Connect, Exchange Port 2-Wire Voice Grade PBX Trunk - Res			UEPSE	VE1R2	0.0309	24.68	23.68	12.14	10.95		7.86			
		Virtual Collocation 2-Wire Cross Connect, Exchange Port 2-Wire Analog Bus			UEPSB	VE1R2	0.0309	24.68	23.68	12.14	10.95		7.86			
		Virtual Collocation 2-Wire Cross Connect, Exchange Port 2-Wire ISDN			UEPSX	VE1R2	0.0309	24.68	23.68	12.14	10.95		7.86			
		Virtual Collocation 2-Wire Cross Connect, Exchange Port 2-Wire ISDN			UEPTX	VE1R2	0.0309	24.68	23.68	12.14	10.95		7.86			

UNBUNDLED NETWORK ELEMENTS - Kentucky												Attachment: 2		Exhibit: B					
CATEGORY	RATE ELEMENTS				Interim	Zone	BCS	USOC	RATES(\$)				Svc Order Submitted Elec per LSR	Svc Order Submitted Manually per LSR	Incremental Charge - Manual Svc Order vs. Electronic-1st	Incremental Charge - Manual Svc Order vs. Electronic-Add'l	Incremental Charge - Manual Svc Order vs. Electronic-Disc 1st	Incremental Charge - Manual Svc Order vs. Electronic-Disc Add'l	
									Nonrecurring		Nonrecurring Disconnect		OSS Rates(\$)						
									Rec	First	Add'l	First	Add'l	SOME C	SOMAN	SOMAN	SOMAN	SOMAN	SOMAN
		Virtual Collocation 4-Wire Cross Connect, Exchange Port 4-Wire ISDN DS1						UEPEX	VE1R4	1.48	44.23	31.98	12.81	11.57		7.86			
VIRTUAL COLLOCATION																			
		Virtual Collocation-2 Wire Cross Connects (Loop) for Line Splitting						UEPSR, UEPSB	VE1LS	0.309	24.68	23.68	12.14	10.95		7.86			
AIN SELECTIVE CARRIER ROUTING																			
		Regional Service Establishment						SRC	SRCEC		193,401.00	193,401.00	9,483.34	9,483.34		7.86			
		End Office Establishment						SRC	SRCEO		194.09	194.09	0.85	0.85		7.86			
		Line/Port NRC, per end user						SRC	SRCLP		2.06	2.06				7.86			
		Query NRC, per query						SRC		0.0037502									
AIN - BELL SOUTH AIN SMS ACCESS SERVICE																			
		AIN SMS Access Service - Service Establishment, Per State, Initial Setup						A1N	CAMSE		43.55	43.55	44.93	44.93		7.86			
		AIN SMS Access Service - Port Connection - Dial/Shared Access						A1N	CAMDP		8.64	8.64	10.03	10.03		7.86			
		AIN SMS Access Service - Port Connection - ISDN Access						A1N	CAM1P		8.64	8.64	10.03	10.03		7.86			
		AIN SMS Access Service - User Identification Codes - Per User ID Code						A1N	CAMAU		38.65	38.65	29.88	29.88		7.86			
		AIN SMS Access Service - Security Card, Per User ID Code, Initial or Replacement						A1N	CAMRC		75.08	75.08	12.93	12.93		7.86			
		AIN SMS Access Service - Storage, Per Unit (100 Kilobytes)								0.0025									
		AIN SMS Access Service - Session, Per Minute								0.666									
		AIN SMS Access Service - Company Performed Session, Per Minute								0.4608									
AIN - BELL SOUTH AIN TOOLKIT SERVICE																			
		AIN Toolkit Service - Service Establishment Charge, Per State, Initial Setup						CAM	BAPSC		43.55	43.55	44.93	44.93		7.86			
		AIN Toolkit Service - Training Session, Per Customer							BAPVX		8,436.93	8,436.93				7.86			
		AIN Toolkit Service - Trigger Access Charge, Per Trigger, Per DN, Term, Attempt							BAPTT		8.64	8.64	10.03	10.03		7.86			
		AIN Toolkit Service - Trigger Access Charge, Per Trigger, Per DN, Off-Hook Delay							BAPTD		8.64	8.64	10.03	10.03		7.86			
		AIN Toolkit Service - Trigger Access Charge, Per Trigger, Per DN, Off-Hook Immediate							BAPTM		8.64	8.64	10.03	10.03		7.86			
		AIN Toolkit Service - Trigger Access Charge, Per Trigger, Per DN, 10-Digit PODP							BAPTO		51.01	51.01	18.50	18.50		7.86			
		AIN Toolkit Service - Trigger Access Charge, Per Trigger, Per DN, CDP							BAPTC		51.01	51.01	18.50	18.50		7.86			
		AIN Toolkit Service - Trigger Access Charge, Per Trigger, Per DN, Feature Code							BAPTF		51.01	51.01	18.50	18.50		7.86			
		AIN Toolkit Service - Query Charge, Per Query								0.0549207									
		AIN Toolkit Service - Type 1 Node Charge, Per AIN Toolkit Subscription, Per Node, Per Query								0.0066492									
		AIN Toolkit Service - SCP Storage Charge, Per SMS Access Account, Per 100 Kilobytes								0.07									
		AIN Toolkit Service - Monthly report - Per AIN Toolkit Service Subscription						CAM	BAPMS	7.87	8.64	8.64	6.08	6.08		7.86			
		AIN Toolkit Service - Special Study - Per AIN Toolkit Service Subscription						CAM	BAPLS	3.26	9.56	9.56				7.86			
		AIN Toolkit Service - Call Event Report - Per AIN Toolkit Service Subscription						CAM	BAPDS	4.72	8.64	8.64	6.08	6.08		7.86			
		AIN Toolkit Service - Call Event Special Study - Per AIN Toolkit Service Subscription						CAM	BAPES	0.11	9.56	9.56				7.86			
ENHANCED EXTENDED LINK (EELs)																			
	NOTE: New EELs available in GA, TN, KY, LA, MS, & SC and density zone 1 of following MSAs: Orlando, FL; Miami, FL; Ft. Lauderdale, FL;																		
	NOTE: Charlotte-Gastonia-Rockhill, NC; Greensboro-Winston Salem-High Point, NC. Use all rates below except Switch As is Charge.																		
NOTE: In all states, EEL network elements shown below also apply to currently combined facilities which are converted to UNE rates. A Switch As is Charge applies to currently combined facilities converted to UNEs.(Non-recurring rates do not apply.)																			
NOTE: In GA, TN, KY, LA, MS & SC the EEL network elements apply to ordinarily combined network elements.(No Switch As is Charge.)																			
2-WIRE VOICE GRADE EXTENDED LOOP WITH DEDICATED DS1 INTEROFFICE TRANSPORT (EEL)																			

UNBUNDLED NETWORK ELEMENTS - Kentucky

CATEGORY		RATE ELEMENTS	Interim	Zone	BCS	USOC	RATES(\$)					Svc Order Submitted Elec per LSR	Svc Order Submitted Manually per LSR	Incremental Charge - Manual Svc Order vs. Electronic-1st	Incremental Charge - Manual Svc Order vs. Electronic-Add'l	Incremental Charge - Manual Svc Order vs. Electronic-Disc 1st	Incremental Charge - Manual Svc Order vs. Electronic-Disc Add'l
							Nonrecurring		Nonrecurring Disconnect		OSS Rates(\$)						
							Rec	First	Add'l	First	Add'l	SOMEc	SOMAN	SOMAN	SOMAN	SOMAN	SOMAN
		First 2-Wire VG Loop(SL2) in a DS1 Interofficed Transport Combination - Zone 1		1	UNCVX	UEAL2	12.67	125.22	60.48	59.69	7.84		7.86				
		First 2-Wire VG Grade Loop(SL2) in a DS1 Interofficed Transport Combination - Zone 2		2	UNCVX	UEAL2	17.45	125.22	60.48	59.69	7.84		7.86				
		First 2-Wire VG Grade Loop(SL2) in a DS1 Interofficed Transport Combination - Zone 3		3	UNCVX	UEAL2	33.22	125.22	60.48	59.69	7.84		7.86				
		Interoffice Transport - Dedicated - DS1 combination - Per Mile per month			UNC1X	1L5XX	0.19										
		Interoffice Transport - Dedicated - DS1 combination - Facility Termination per month			UNC1X	U1TF1	79.02	181.24	123.53	56.72	22.32		7.86				
		DS1 Channelization System Per Month			UNC1X	MQ1	113.33	57.26	14.74	1.86	1.67		7.86				
		Voice Grade COCI - DS1 To DS0 Interface - Per Month			UNCVX	1D1VG	0.62	6.71	4.84				7.86				
		Each Additional 2-Wire VG Loop(SL 2) in the same DS1 Interoffice Transport Combination - Zone 1		1	UNCVX	UEAL2	12.67	125.22	60.48	59.69	7.84		7.86				
		Each Additional 2-Wire VG Loop(SL2) in the same DS1 Interoffice Transport Combination - Zone 2		2	UNCVX	UEAL2	17.45	125.22	60.48	59.69	7.84		7.86				
		Each Additional 2-Wire VG Loop(SL2) in the same DS1 Interoffice Transport Combination - Zone 3		3	UNCVX	UEAL2	33.22	125.22	60.48	59.69	7.84		7.86				
		Voice Grade COCI - DS1 to DS0 Channel System combination - per month			UNCVX	1D1VG	0.62	6.71	4.84				7.86				
		Nonrecurring Currently Combined Network Elements Switch -As-Is Charge			UNC1X	UNCCC		8.98	8.98	11.17	11.17		7.86				
		4-WIRE VOICE GRADE EXTENDED LOOP WITH DEDICATED DS1 INTEROFFICE TRANSPORT (EEL)															
		First 4-Wire Analog Voice Grade Loop in a DS1 Interoffice Transport Combination - Zone 1		1	UNCVX	UEAL4	29.26	125.22	60.48	59.69	7.84		7.86				
		First 4-Wire Analog Voice Grade Loop in a DS1 Interoffice Transport Combination - Zone 2		2	UNCVX	UEAL4	34.25	125.22	60.48	59.69	7.84		7.86				
		First 4-Wire Analog Voice Grade Loop in a DS1 Interoffice Transport Combination - Zone 3		3	UNCVX	UEAL4	85.06	125.22	60.48	59.69	7.84		7.86				
		Interoffice Transport - Dedicated - DS1 combination - Per Mile Per Month			UNC1X	1L5XX	0.19										
		Interoffice Transport - Dedicated - DS1 - Facility Termination Per Month			UNC1X	U1TF1	79.02	181.24	123.53	56.72	22.32		7.86				
		Channelization - Channel System DS1 to DS0 combination Per Month			UNC1X	MQ1	113.33	57.26	14.74	1.86	1.67		7.86				
		Voice Grade COCI - DS1 to DS0 Channel System combination - per month			UNCVX	1D1VG	0.62	6.71	4.84				7.86				
		Additional 4-Wire Analog Voice Grade Loop in same DS1 Interoffice Transport Combination - Zone 1		1	UNCVX	UEAL4	29.26	125.22	60.48	59.69	7.84		7.86				
		Additional 4-Wire Analog Voice Grade Loop in same DS1 Interoffice Transport Combination - Zone 2		2	UNCVX	UEAL4	34.25	125.22	60.48	59.69	7.84		7.86				
		Additional 4-Wire Analog Voice Grade Loop in same DS1 Interoffice Transport Combination - Zone 3		3	UNCVX	UEAL4	85.06	125.22	60.48	59.69	7.84		7.86				
		Voice Grade COCI - DS1 to DS0 Channel System combination - per month			UNCVX	1D1VG	0.62	6.71	4.84				7.86				
		Nonrecurring Currently Combined Network Elements Switch -As-Is Charge			UNC1X	UNCCC		8.98	8.98	11.17	11.17		7.86				
		4-WIRE 56 KBPS EXTENDED DIGITAL LOOP WITH DEDICATED DS1 INTEROFFICE TRANSPORT (EEL)															
		First 4-Wire 56Kbps Digital Grade Loop in a DS1 Interoffice Transport Combination - Zone 1		1	UNCDX	UDL56	27.59	125.22	60.48	59.69	7.84		7.86				
		First 4-wire 56Kbps Digital Grade Loop in a DS1 Interoffice Transport Combination - Zone 2		2	UNCDX	UDL56	32.48	125.22	60.48	59.69	7.84		7.86				
		First 4-Wire 56Kbps Digital Grade Loop in a DS1 Interoffice Transport Combination - Zone 3		3	UNCDX	UDL56	36.37	125.22	60.48	59.69	7.84		7.86				
		Interoffice Transport - Dedicated - DS1 combination - Per Mile Per Month			UNC1X	1L5XX	0.19										
		Interoffice Transport - Dedicated - DS1 - combination Facility Termination Per Month			UNC1X	U1TF1	79.02	181.24	123.53	56.72	22.32		7.86				

UNBUNDLED NETWORK ELEMENTS - Kentucky

CATEGORY		RATE ELEMENTS	Interim	Zone	BCS	USOC	RATES(\$)					Svc Order Submitted Elec per LSR	Svc Order Submitted Manually per LSR	Incremental Charge - Manual Svc Order vs. Electronic-1st	Incremental Charge - Manual Svc Order vs. Electronic-Add'l	Incremental Charge - Manual Svc Order vs. Electronic-Disc 1st	Incremental Charge - Manual Svc Order vs. Electronic-Disc Add'l
								Nonrecurring		Nonrecurring Disconnect		OSS Rates(\$)					
							Rec	First	Add'l	First	Add'l	SOMEc	SOMAN	SOMAN	SOMAN	SOMAN	SOMAN
		Channelization - Channel System DS1 to DS0 combination Per Month			UNC1X	MQ1	113.33	57.26	14.74	1.86	1.67		7.86				
		OCU-DP COCI (data) - DS1 to DS0 Channel System - per month (2.4-64kbs)			UNCDX	1D1DD	1.32	6.71	4.84				7.86				
		Additional 4-Wire 56Kbps Digital Grade Loopin same DS1 Interoffice Transport Combination - Zone 1		1	UNCDX	UDL56	27.59	125.22	60.48	59.69	7.84		7.86				
		Additional 4-Wire 56Kbps Digital Grade Loopin same DS1 Interoffice Transport Combination - Zone 2		2	UNCDX	UDL56	32.48	125.22	60.48	59.69	7.84		7.86				
		Additional 4-Wire 56Kbps Digital Grade Loopin same DS1 Interoffice Transport Combination - Zone 3		3	UNCDX	UDL56	36.37	125.22	60.48	59.69	7.84		7.86				
		OCU-DP COCI (data) - DS1 to DS0 Channel System - combination per month (2.4-64kbs)			UNCDX	1D1DD	1.32	6.71	4.84				7.86				
		Nonrecurring Currently Combined Network Elements Switch -As-Is Charge			UNC1X	UNCCC		8.98	8.98	11.17	11.17		7.86				
		4-WIRE 64 KBPS EXTENDED DIGITAL LOOP WITH DEDICATED DS1 INTEROFFICE TRANSPORT (EEL)															
		First 4-Wire 64Kbps Digital Grade Loop in a DS1 Interoffice Transport Combination - Zone 1		1	UNCDX	UDL64	27.59	125.22	60.48	59.69	7.84		7.86				
		First 4-Wire 64Kbps Digital Grade Loop in a DS1 Interoffice Transport Combination - Zone 2		2	UNCDX	UDL64	32.48	125.22	60.48	59.69	7.84		7.86				
		First 4-Wire 64Kbps Digital Grade Loop in a DS1 Interoffice Transport Combination - Zone 3		3	UNCDX	UDL64	36.37	125.22	60.48	59.69	7.84		7.86				
		Interoffice Transport - Dedicated - DS1 combination - Per Mile Per Month			UNC1X	1L5XX	0.19										
		Interoffice Transport - Dedicated - DS1 combination - Facility Termination Per Month			UNC1X	U1TF1	79.02	181.24	123.53	56.72	22.32		7.86				
		Channelization - Channel System DS1 to DS0 combination Per Month			UNC1X	MQ1	113.33	57.26	14.74	1.86	1.67		7.86				
		OCU-DP COCI (data) - DS1 to DS0 Channel System combination - per month (2.4-64kbs)			UNCDX	1D1DD	1.32	6.71	4.84				7.86				
		Additional 4-Wire 64Kbps Digital Grade Loopin same DS1 Interoffice Transport Combination - Zone 1		1	UNCDX	UDL64	27.59	125.22	60.48	59.69	7.84		7.86				
		Additional 4-Wire 64Kbps Digital Grade Loopin same DS1 Interoffice Transport Combination - Zone 2		2	UNCDX	UDL64	32.48	125.22	60.48	59.69	7.84		7.86				
		Additional 4-Wire 64Kbps Digital Grade Loopin same DS1 Interoffice Transport Combination - Zone 3		3	UNCDX	UDL64	36.37	125.22	60.48	59.69	7.84		7.86				
		OCU-DP COCI (data) - DS1 to DS0 Channel System combination - per month (2.4-64kbs)			UNCDX	1D1DD	1.32	6.71	4.84				7.86				
		Nonrecurring Currently Combined Network Elements Switch -As-Is Charge			UNC1X	UNCCC		8.98	8.98	11.17	11.17		7.86				
		4-WIRE DS1 DIGITAL EXTENDED LOOP WITH DEDICATED DS1 INTEROFFICE TRANSPORT (EEL)															
		4-Wire DS1 Digital Loop in Combination with DS1 Interoffice Transport - Zone 1		1	UNC1X	USLXX	86.47	210.70	114.60	63.96	17.97		7.86				
		4-Wire DS1 Digital Loop in Combination with DS1 Interoffice Transport - Zone 2		2	UNC1X	USLXX	114.10	210.70	114.60	63.96	17.97		7.86				
		4-Wire DS1 Digital Loop in Combination with DS1 Interoffice Transport - Zone 3		3	UNC1X	USLXX	297.76	210.70	114.60	63.96	17.97		7.86				
		Interoffice Transport - Dedicated - DS1 combination - Per Mile Per Month			UNC1X	1L5XX	0.19										
		Interoffice Transport - Dedicated - DS1 combination - Facility Termination Per Month			UNC1X	U1TF1	79.02	181.24	123.53	56.72	22.32		7.86				
		Nonrecurring Currently Combined Network Elements Switch -As-Is Charge			UNC1X	UNCCC		8.98	8.98	11.17	11.17		7.86				
		4-WIRE DS1 DIGITAL EXTENDED LOOP WITH DEDICATED DS3 INTEROFFICE TRANSPORT (EEL)															
		First DS1 Loop in DS3 Interoffice Transport Combination - Zone 1		1	UNC1X	USLXX	86.47	210.70	114.60	63.96	17.97		7.86				
		First DS1 Loop in DS3 Interoffice Transport Combination - Zone 2		2	UNC1X	USLXX	114.10	210.70	114.60	63.96	17.97		7.86				
		First DS1 Loop in DS3 Interoffice Transport Combination - Zone 3		3	UNC1X	USLXX	297.76	210.70	114.60	63.96	17.97		7.86				

UNBUNDLED NETWORK ELEMENTS - Kentucky

CATEGORY	RATE ELEMENTS	Interim	Zone	BCS	USOC	RATES(\$)					Svc Order Submitted Elec per LSR	Svc Order Submitted Manually per LSR	Incremental Charge - Manual Svc Order vs. Electronic-1st	Incremental Charge - Manual Svc Order vs. Electronic-Add'l	Incremental Charge - Manual Svc Order vs. Electronic-Disc 1st	Incremental Charge - Manual Svc Order vs. Electronic-Disc Add'l
						Rec	First	Add'l	First	Add'l	SOME C	SOMAN	SOMAN	SOMAN	SOMAN	SOMAN
	Interoffice Transport - Dedicated - DS3 combination - Per Mile Per Month			UNC3X	1L5XX	4.09										
	Interoffice Transport - Dedicated - DS3 - Facility Termination per month			UNC3X	U1TF3	966.89	350.56	141.58	48.00	23.39		7.86				
	DS3 to DS1 Channel System combination per month			UNC3X	MQ3	158.20	115.48	56.53	15.12	5.30		7.86				
	DS3 Interface Unit (DS1 COCI) combination per month			UNC1X	UC1D1	11.80	6.71	4.84				7.86				
	Additional DS1 Loop in DS3 Interoffice Transport Combination - Zone 1		1	UNC1X	USLXX	86.47	210.70	114.60	63.96	17.97		7.86				
	Additional DS1 Loop in DS3 Interoffice Transport Combination - Zone 2		2	UNC1X	USLXX	114.10	210.70	114.60	63.96	17.97		7.86				
	Additional DS1 Loop in DS3 Interoffice Transport Combination - Zone 3		3	UNC1X	USLXX	297.76	210.70	114.60	63.96	17.97		7.86				
	DS3 Interface Unit (DS1 COCI) combination per month			UNC1X	UC1D1	11.80	6.71	4.84				7.86				
	Nonrecurring Currently Combined Network Elements Switch -As-Is Charge			UNC3X	UNCCC		8.98	8.98	11.17	11.17		7.86				
2-WIRE VOICE GRADE EXTENDED LOOP/ 2 WIRE VOICE GRADE INTEROFFICE TRANSPORT (EEL)																
	2-WireVG Loop used with 2-wire VG Interoffice Transport Combination - Zone 1		1	UNCVX	UEAL2	12.67	125.22	60.48	59.69	7.84		7.86				
	2-WireVG Loop used with 2-wire VG Interoffice Transport Combination - Zone 2		2	UNCVX	UEAL2	17.45	125.22	60.48	59.69	7.84		7.86				
	2-WireVG Loop used with 2-wire VG Interoffice Transport Combination - Zone 3		3	UNCVX	UEAL2	33.22	125.22	60.48	59.69	7.84		7.86				
	Interoffice Transport - Dedicated - 2-wire VG combination - Per Mile Per Month			UNCVX	1L5XX	0.01										
	Interoffice Transport - Dedicated - 2-Wire Voice Grade combination - Facility Termination per month			UNCVX	U1TV2	23.95	98.09	53.67	56.31	22.42		7.86				
	Nonrecurring Currently Combined Network Elements Switch -As-Is Charge			UNCVX	UNCCC		8.98	8.98	11.17	11.17		7.86				
4-WIRE VOICE GRADE EXTENDED LOOP/ 4 WIRE VOICE GRADE INTEROFFICE TRANSPORT (EEL)																
	4-WireVG Loop used with 4-wire VG Interoffice Transport Combination - Zone 1		1	UNCVX	UEAL4	29.26	125.22	60.48	59.69	7.84		7.86				
	4-WireVG Loop used with 4-wire VG Interoffice Transport Combination - Zone 2		2	UNCVX	UEAL4	34.25	125.22	60.48	59.69	7.84		7.86				
	4-WireVG Loop used with 4-wire VG Interoffice Transport Combination - Zone 3		3	UNCVX	UEAL4	85.06	125.22	60.48	59.69	7.84		7.86				
	Interoffice Transport - Dedicated - 4-wire VG combination - Per Mile Per Month			UNCVX	1L5XX	0.01										
	Interoffice Transport - Dedicated - 4-Wire Voice Grade combination - Facility Termination per month			UNCVX	U1TV4	21.28	98.09	53.67	56.31	22.42		7.86				
	Nonrecurring Currently Combined Network Elements Switch -As-Is Charge			UNCVX	UNCCC		8.98	8.98	11.17	11.17		7.86				
DS3 DIGITAL EXTENDED LOOP WITH DEDICATED DS3 INTEROFFICE TRANSPORT (EEL)																
	High Capacity Unbundled Local Loop - DS3 combination - Per Mile per month			UNC3X	1L5ND	9.25										
	High Capacity Unbundled Local Loop - DS3 combination - Facility Termination per month			UNC3X	UE3PX	308.31	237.36	147.69	83.43	32.67		7.86				
	Interoffice Transport - Dedicated - DS3 - Per Mile per month			UNC3X	1L5XX	4.09										
	Interoffice Transport - Dedicated - DS3 combination - Facility Termination per month			UNC3X	U1TF3	966.89	350.56	141.58	48.00	23.39		7.86				
	Nonrecurring Currently Combined Network Elements Switch -As-Is Charge			UNC3X	UNCCC		8.98	8.98	11.17	11.17		7.86				
STS1 DIGITAL EXTENDED LOOP WITH DEDICATED STS1 INTEROFFICE TRANSPORT (EEL)																
	High Capacity Unbundled Local Loop - STS1 combination - Per Mile per month			UNCSX	1L5ND	9.25										
	High Capacity Unbundled Local Loop - STS1 combination - Facility Termination per month			UNCSX	UDLS1	320.51	237.36	147.69	83.43	32.67		7.86				
	Interoffice Transport - Dedicated - STS1 combination - Per Mile per month			UNCSX	1L5XX	4.09										

UNBUNDLED NETWORK ELEMENTS - Kentucky

CATEGORY		RATE ELEMENTS	Interim	Zone	BCS	USOC	RATES(\$)					Svc Order Submitted Elec per LSR	Svc Order Submitted Manually per LSR	Incremental Charge - Manual Svc Order vs. Electronic-1st	Incremental Charge - Manual Svc Order vs. Electronic-Add'l	Incremental Charge - Manual Svc Order vs. Electronic-Disc 1st	Incremental Charge - Manual Svc Order vs. Electronic-Disc Add'l
							Rec	First	Add'l	First	Add'l	SOMEc	SOMAN	SOMAN	SOMAN	SOMAN	SOMAN
		Interoffice Transport - Dedicated - STS1 combination - Facility Termination per month			UNCSX	U1TFS	945.79	350.56	141.58	48.00	23.39		7.86				
		Nonrecurring Currently Combined Network Elements Switch -As-Is Charge			UNCSX	UNCCC		8.98	8.98	11.17	11.17		7.86				
2-WIRE ISDN EXTENDED LOOP WITH DS1 INTEROFFICE TRANSPORT (EEL)																	
		First 2-Wire ISDN Loop in a DS1 Interoffice Combination Transport - Zone 1		1	UNCNX	U1L2X	18.44	125.22	60.48	59.69	7.84		7.86				
		First 2-Wire ISDN Loop in a DS1 Interoffice Combination Transport - Zone 2		2	UNCNX	U1L2X	25.08	125.22	60.48	59.69	7.84		7.86				
		First 2-Wire ISDN Loop in a DS1 Interoffice Combination Transport - Zone 3		3	UNCNX	U1L2X	42.87	125.22	60.48	59.69	7.84		7.86				
		Interoffice Transport - Dedicated - DS1 combination - Per Mile			UNC1X	1L5XX	0.19										
		Interoffice Transport - Dedicated - DS1 combination - Facility Termination per month			UNC1X	U1TF1	79.02	181.24	123.53	56.72	22.32		7.86				
		Channelization - Channel System DS1 to DS0 combination - per month			UNC1X	MQ1	113.33	57.26	14.74	1.86	1.67		7.86				
		2-wire ISDN COCI (BRITE) - DS1 to DS0 Channel System combination - per month			UNCNX	UC1CA	2.84	6.71	4.84				7.86				
		Additional 2-wire ISDN Loop in same DS1 Interoffice Transport Combination - Zone 1		1	UNCNX	U1L2X	18.44	125.22	60.48	59.69	7.84		7.86				
		Additional 2-wire ISDN Loop in same DS1 Interoffice Transport Combination - Zone 2		2	UNCNX	U1L2X	25.08	125.22	60.48	59.69	7.84		7.86				
		Additional 2-wire ISDN Loop in same DS1 Interoffice Transport Combination - Zone 3		3	UNCNX	U1L2X	42.87	125.22	60.48	59.69	7.84		7.86				
		2-wire ISDN COCI (BRITE) - DS1 to DS0 Channel System combination - per month			UNCNX	UC1CA	2.84	6.71	4.84				7.86				
		Nonrecurring Currently Combined Network Elements Switch -As-Is Charge			UNC1X	UNCCC		8.98	8.98	11.17	11.17		7.86				
4-WIRE DS1 DIGITAL EXTENDED LOOP WITH DEDICATED STS-1 INTEROFFICE TRANSPORT (EEL)																	
		First DS1 Loop in STS1 Interoffice Transport Combination - Zone 1		1	UNC1X	USLXX	86.47	210.70	114.60	63.96	17.97		7.86				
		First DS1 Loop in STS1 Interoffice Transport Combination - Zone 2		2	UNC1X	USLXX	114.10	210.70	114.60	63.96	17.97		7.86				
		First DS1 Loop in STS1 Interoffice Transport Combination - Zone 3		3	UNC1X	USLXX	297.76	210.70	114.60	63.96	17.97		7.86				
		Interoffice Transport - Dedicated - STS1 combination - Per Mile Per Month			UNCSX	1L5XX	4.09										
		Interoffice Transport - Dedicated - STS1 combination - Facility Termination			UNCSX	U1TFS	945.79	350.56	141.58	48.00	23.39		7.86				
		STS1 to DS1 Channel System combination per month			UNCSX	MQ3	158.20	115.48	56.53	15.12	5.30		7.86				
		DS3 Interface Unit (DS1 COCI) combination per month			UNC1X	UC1D1	11.80	6.71	4.84				7.86				
		Additional DS1 Loop in STS1 Interoffice Transport Combination - Zone 1		1	UNC1X	USLXX	86.47	210.70	114.60	63.96	17.97		7.86				
		Additional DS1 Loop in STS1 Interoffice Transport Combination - Zone 2		2	UNC1X	USLXX	114.10	210.70	114.60	63.96	17.97		7.86				
		Additional DS1 Loop in STS1 Interoffice Transport Combination - Zone 3		3	UNC1X	USLXX	297.76	210.70	114.60	63.96	17.97		7.86				
		DS3 Interface Unit (DS1 COCI) combination per month			UNC1X	UC1D1	11.80	6.71	4.84				7.86				
		Nonrecurring Currently Combined Network Elements Switch -As-Is Charge			UNCSX	UNCCC		8.98	8.98	11.17	11.17		7.86				
4-WIRE 56 KBPS DIGITAL EXTENDED LOOP WITH 56 KBPS INTEROFFICE TRANSPORT (EEL)																	
		4-wire 56 kbps Loop/4-wire 56 kbps Interoffice Transport Combination - Zone 1		1	UNCDX	UDL56	27.59	125.22	60.48	59.69	7.84		7.86				
		4-wire 56 kbps Loop/4-wire 56 kbps Interoffice Transport Combination - Zone 2		2	UNCDX	UDL56	32.48	125.22	60.48	59.69	7.84		7.86				
		4-wire 56 kbps Loop/4-wire 56 kbps Interoffice Transport Combination - Zone 3		3	UNCDX	UDL56	36.37	125.22	60.48	59.69	7.84		7.86				
		Interoffice Transport - Dedicated - 4-wire 56 kbps combination - Per Mile			UNCDX	1L5XX	0.01										

UNBUNDLED NETWORK ELEMENTS - Kentucky												Attachment: 2		Exhibit: B			
CATEGORY	RATE ELEMENTS			Inter m	Zone	BCS	USOC	RATES(\$)				Svc Order Submitted Elec per LSR	Svc Order Submitted Manually per LSR	Incremental Charge - Manual Svc Order vs. Electronic- 1st	Incremental Charge - Manual Svc Order vs. Electronic- Add'l	Incremental Charge - Manual Svc Order vs. Electronic- Disc 1st	Incremental Charge - Manual Svc Order vs. Electronic- Disc Add'l
								Rec	First	Add'l	First	Add'l	SOMEC	SOMAN	SOMAN	SOMAN	SOMAN
		Interoffice Transport - Dedicated - 4-wire 56 kbps combination - Facility Termination				UNCDX	U1TD5	17.25	98.09	53.67	56.31	22.42		7.86			
		Nonrecurring Currently Combined Network Elements Switch -As-Is Charge				UNCDX	UNCCC		8.98	8.98	11.17	11.17		7.86			
	4-WIRE 64 KBPS DIGITAL EXTENDED LOOP WITH 64 KBPS INTEROFFICE TRANSPORT (EEL)																
		4-wire 64 kbps Loop/4-wire 64 kbps Interoffice Transport Combination - Zone 1				1	UNCDX	UDL64	27.59	125.22	60.48	59.69	7.84		7.86		
		4-wire 64 kbps Loop/4-wire 64 kbps Interoffice Transport Combination - Zone 2				2	UNCDX	UDL64	32.48	125.22	60.48	59.69	7.84		7.86		
		4-wire 64 kbps Loop/4-wire 64 kbps Interoffice Transport Combination - Zone 3				3	UNCDX	UDL64	36.37	125.22	60.48	59.69	7.84		7.86		
		Interoffice Transport - Dedicated - 4-wire 64 kbps combination - Per Mile					UNCDX	1L5XX	0.01								
		Interoffice Transport - Dedicated - 4-wire 64 kbps combination - Facility Termination					UNCDX	U1TD6	17.25	98.09	53.67	56.31	22.42		7.86		
		Nonrecurring Currently Combined Network Elements Switch -As-Is Charge					UNCDX	UNCCC		8.98	8.98	11.17	11.17		7.86		
ADDITIONAL NETWORK ELEMENTS																	
	When used as a part of a currently combined facility, the non-recurring charges do not apply, but a Switch As Is charge does apply.																
	When used as ordinarily combined network elements in Georgia, the non-recurring charges apply and the Switch As Is Charge does not.																
	Nonrecurring Currently Combined Network Elements "Switch As Is" Charge (One applies to each combination)																
		Nonrecurring Currently Combined Network Elements Switch -As-Is Charge - 2 wire/4-Wire VG					UNCVX	UNCCC		8.98	8.98	11.17	11.17		7.86		
		Nonrecurring Currently Combined Network Elements Switch -As-Is Charge - 56/64 kbps					UNCDX	UNCCC		8.98	8.98	11.17	11.17		7.86		
		Nonrecurring Currently Combined Network Elements Switch -As-Is Charge - DS1					UNC1X	UNCCC		8.98	8.98	11.17	11.17		7.86		
		Nonrecurring Currently Combined Network Elements Switch -As-Is Charge - DS3					UNC3X	UNCCC		8.98	8.98	11.17	11.17		7.86		
		Nonrecurring Currently Combined Network Elements Switch -As-Is Charge - STS1					UNCSX	UNCCC		8.98	8.98	11.17	11.17		7.86		
	NOTE: Local Channel - Dedicated Transport - minimum billing period - Below DS3=one month, DS3 and above=four months																
		Local Channel - Dedicated - 2-Wire Voice Grade per month					UNCXV	ULDV2	18.57	265.78	46.96	46.79	4.98		7.86		
		Local Channel - Dedicated - 4-Wire Voice Grade per month					UNCXV	ULDV4	19.86	266.48	47.65	47.54	5.73		7.86		
		Local Channel - Dedicated - DS1 per month Zone 1				1	UNC1X	ULDF1	40.46	209.60	176.51	30.21	21.07		7.86		
		Local Channel - Dedicated -DS1 Per Month Zone 2				2	UNC1X	ULDF1	43.39	209.60	176.51	30.21	21.07		7.86		
		Local Channel - Dedicated - DS1- Per Month Zone 3				3	UNC1X	ULDF1	164.50	209.60	176.51	30.21	21.07		7.86		
		Local Channel - Dedicated - DS3 - Per Mile per month					UNC3X	1L5NC	8.74								
		Local Channel - Dedicated - DS3 - Facility Termination per month					UNC3X	ULDF3	576.05	551.38	338.08	173.00	120.42		7.86		
		Local Channel - Dedicated - STS-1- Per Mile per month					UNCSX	1L5NC	8.74								
		Local Channel - Dedicated - STS-1 - Facility Termination per month					UNCSX	ULDFS	543.24	551.38	338.08	173.00	120.42		7.86		
UNBUNDLED LOCAL EXCHANGE SWITCHING(PORTS)																	
	Exchange Ports																
	NOTE: Although the Port Rate includes all available features in GA, KY, LA & TN, the desired features will need to be ordered using retail USOCs																
	2-WIRE VOICE GRADE LINE PORT RATES (RES)																
		Exchange Ports - 2-Wire Analog Line Port- Res.					UEPSR	UEPRL	1.49	3.74	3.63	2.23	2.13		7.86		
		Exchange Ports - 2-Wire Analog Line Port with Caller ID - Res.					UEPSR	UEPRC	1.49	3.74	3.63	2.23	2.13		7.86		
		Exchange Ports - 2-Wire Analog Line Port outgoing only - Res.					UEPSR	UEPRO	1.49	3.74	3.63	2.23	2.13		7.86		
		Exchange Ports - 2-Wire VG unbundled KY extended local dialing parity Port with Caller ID - Res.					UEPSR	UEPRM	1.49	3.74	3.63	2.23	2.13		7.86		
		Exchange Ports - 2-Wire VG unbundled res, low usage line port with Caller ID (LUM)					UEPSR	UEPAP	1.49	3.74	3.63	2.23	2.13		7.86		
		Subsequent Activity					UEPSR	USASC	0.00	0.00	0.00				7.86		
	FEATURES																
		All Available Vertical Features					UEPSR	UEPVF	0.00	0.00	0.00				7.86		

UNBUNDLED NETWORK ELEMENTS - Kentucky

CATEGORY	RATE ELEMENTS	Interi m	Zone	BCS	USOC	RATES(\$)					Svc Order Submitted Elec per LSR	Svc Order Submitted Manually per LSR	Incremental Charge - Manual Svc Order vs. Electronic- 1st	Incremental Charge - Manual Svc Order vs. Electronic- Add'l	Incremental Charge - Manual Svc Order vs. Electronic- Disc 1st	Incremental Charge - Manual Svc Order vs. Electronic- Disc Add'l
							Nonrecurring		Nonrecurring Disconnect		OSS Rates(\$)					
						Rec	First	Add'l	First	Add'l	SOMECD	SOMAN	SOMAN	SOMAN	SOMAN	SOMAN
	2-WIRE VOICE GRADE LINE PORT RATES (BUS)															
	Exchange Ports - 2-Wire Analog Line Port without Caller ID - Bus			UEPSB	UEPBL	1.49	3.74	3.63	2.23	2.13		7.86				
	Exchange Ports - 2-Wire VG unbundled Line Port with unbundled port with Caller+E484 ID - Bus			UEPSB	UEPBC	1.49	3.74	3.63	2.23	2.13		7.86				
	Exchange Ports - 2-Wire Analog Line Port outgoing only - Bus			UEPSB	UEPBO	1.49	3.74	3.63	2.23	2.13		7.86				
	Exchange Ports - 2-Wire VG unbundled KY extended local dialing parity Port with Caller ID - Bus			UEPSB	UEPBM	1.49	3.74	3.63	2.23	2.13		7.86				
	Exchange Ports - 2-Wire VG unbundled incoming only port with Caller ID - Bus			UEPSB	UEPB1	1.49	3.74	3.63	2.23	2.13		7.86				
	Subsequent Activity			UEPSB	USASC	0.00	0.00	0.00				7.86				
	FEATURES															
	All Available Vertical Features			UEPSB	UEPVF	0.00	0.00	0.00				7.86				
	EXCHANGE PORT RATES (DID & PBX)															
	2-Wire VG Unbundled 2-Way PBX Trunk - Res			UEPSE	UEPRD	1.49	39.05	18.17	15.38	0.89		7.86				
	2-Wire VG Line Side Unbundled 2-Way PBX Trunk - Bus			UEPSP	UEPPC	1.49	39.05	18.17	15.38	0.89		7.86				
	2-Wire VG Line Side Unbundled Outward PBX Trunk - Bus			UEPSP	UEPPO	1.49	39.05	18.17	15.38	0.89		7.86				
	2-Wire VG Line Side Unbundled Incoming PBX Trunk - Bus			UEPSP	UEPP1	1.49	39.05	18.17	15.38	0.89		7.86				
	2-Wire Analog Long Distance Terminal PBX Trunk - Bus			UEPSP	UEPLD	1.49	39.05	18.17	15.38	0.89		7.86				
	2-Wire Voice Unbundled PBX LD Terminal Ports			UEPSP	UEPLD	1.49	39.05	18.17	15.38	0.89		7.86				
	2-Wire Vice Unbundled 2-Way PBX Usage Port			UEPSP	UEPXA	1.49	39.05	18.17	15.38	0.89		7.86				
	2-Wire Voice Unbundled PBX Toll Terminal Hotel Ports			UEPSP	UEPXB	1.49	39.05	18.17	15.38	0.89		7.86				
	2-Wire Voice Unbundled PBX LD DDD Terminals Port			UEPSP	UEPXC	1.49	39.05	18.17	15.38	0.89		7.86				
	2-Wire Voice Unbundled PBX LD Terminal Switchboard Port			UEPSP	UEPXD	1.49	39.05	18.17	15.38	0.89		7.86				
	2-Wire Voice Unbundled PBX LD Terminal Switchboard IDD Capable Port			UEPSP	UEPXE	1.49	39.05	18.17	15.38	0.89		7.86				
	2-Wire Voice Unbundled 2-Way PBX Kentucky Room Area Calling Port Without LUD			UEPSP	UEPXF	1.49	39.05	18.17	15.38	0.89		7.86				
	2-Wire Voice Unbundled PBX Kentucky LUD Area Calling Port			UEPSP	UEPXG	1.49	39.05	18.17	15.38	0.89		7.86				
	2-Wire Voice Unbundled PBX Kentucky Premium Calling Port			UEPSP	UEPXH	1.49	39.05	18.17	15.38	0.89		7.86				
	2-Wire Voice Unbundled 2-Way PBX Kentucky Area Calling Port Without LUD			UEPSP	UEPXJ	1.49	39.05	18.17	15.38	0.89		7.86				
	2-Wire Voice Unbundled 2-Way PBX Hotel/Hospital Economy Administrative Calling Port			UEPSP	UEPXL	1.49	39.05	18.17	15.38	0.89		7.86				
	2-Wire Voice Unbundled 2-Way PBX Hotel/Hospital Economy Room Calling Port			UEPSP	UEPXM	1.49	39.05	18.17	15.38	0.89		7.86				
	2-Wire Voice Unbundled 1-Way Outgoing PBX Hotel/Hospital Discount Room Calling Port			UEPSP	UEPXO	1.49	39.05	18.17	15.38	0.89		7.86				
	2-Wire Voice Unbundled 1-Way Outgoing PBX Measured Port			UEPSP	UEPXS	1.49	39.05	18.17	15.38	0.89		7.86				
	Subsequent Activity			UEPSP	USASC	0.00	0.00	0.00				7.86				
	FEATURES															
	All Available Vertical Features			UEPSP	UEPSE	0.00	0.00	0.00				7.86				
	EXCHANGE PORT RATES (COIN)															
	Exchange Ports - Coin Port					1.49	3.74	3.63	2.23	2.13		7.86				
	Local Switching Features offered with Port															
	NOTE: Transmission/usage charges associated with POTS circuit switched usage will also apply to circuit switched voice and/or circuit switched data transmission by B-Channels associated with 2-wire ISDN ports.															
	NOTE: Access to B Channel or D Channel Packet capabilities will be available only through BFR/New Business Request Process. Rates for the packet capabilities will be determined via the Bona Fide Request/New Business Request Process.															
	Exchange port - 4-wire ISDN trunk port -all available features included				UEPEX	101.60	188.36	95.15	61.92	22.67		7.86				
	UNBUNDLED LOCAL EXCHANGE SWITCHING(PORTS)															
	EXCHANGE PORT RATES (DID & PBX)															
	Exchange Ports - 2-Wire DID Port			UEPEX	UEPP2	10.51	92.18	15.82	52.16	5.30		7.86				
	Exchange Ports - DDITS Port - 4-Wire DS1 Port with DID capability			UEPDD	UEPDD	74.77	164.86	77.74	60.69	3.86		7.86				
	Exchange Ports - 2-Wire ISDN Port (See Notes below.)			UEPTX	UEPSX	13.46	60.60	50.67	32.83	14.17		7.86				
	All Features Offered			UEPTX	UEPSX	0.00	0.00	0.00								
	NOTE: Transmission/usage charges associated with POTS circuit switched usage will also apply to circuit switched voice and/or circuit switched data transmission by B-Channels associated with 2-wire ISDN ports.															
	NOTE: Access to B Channel or D Channel Packet capabilities will be available only through BFR/New Business Request Process. Rates for the packet capabilities will be determined via the Bona Fide Request/New Business Request Process.															

UNBUNDLED NETWORK ELEMENTS - Kentucky												Attachment: 2		Exhibit: B		
CATEGORY	RATE ELEMENTS	Interim	Zone	BCS	USOC	RATES(\$)				Svc Order Submitted Elec per LSR	Svc Order Submitted Manually per LSR	Incremental Charge - Manual Svc Order vs. Electronic-1st	Incremental Charge - Manual Svc Order vs. Electronic-Add'l	Incremental Charge - Manual Svc Order vs. Electronic-Disc 1st	Incremental Charge - Manual Svc Order vs. Electronic-Disc Add'l	
							Nonrecurring		Nonrecurring Disconnect		OSS Rates(\$)					
						Rec	First	Add'l	First	Add'l	SOME C	SOMAN	SOMAN	SOMAN	SOMAN	SOMAN
	Exchange Ports - 2-Wire ISDN Port -- Channel Profiles			UEPTX UEPSX	U1UMA	0.00	0.00	0.00								
	Exchange Ports - 4-Wire ISDN DS1 Port			UEPEX	UEPEX	101.60	188.36	95.15	61.92	22.67		7.86				
UNBUNDLED LOCAL SWITCHING, PORT USAGE																
	End Office Switching (Port Usage)															
	End Office Switching Function, Per MOU					0.0011971										
	End Office Trunk Port - Shared, Per MOU					0.0002112										
	Tandem Switching (Port Usage) (Local or Access Tandem)															
	Tandem Switching Function Per MOU					0.000194										
	Tandem Trunk Port - Shared, Per MOU					0.0002416										
	Common Transport															
	Common Transport - Per Mile, Per MOU					0.000003										
	Common Transport - Facilities Termination Per MOU					0.0007466										
UNBUNDLED PORT/LOOP COMBINATIONS - COST BASED RATES																
Cost Based Rates are applied where BellSouth is required by FCC and/or State Commission rule to provide Unbundled Local Switching or Switch Ports.																
Features shall apply to the Unbundled Port/Loop Combination - Cost Based Rate section in the same manner as they are applied to the Stand-Alone Unbundled Port section of this Rate Exhibit.																
End Office and Tandem Switching Usage and Common Transport Usage rates in the Port section of this rate exhibit shall apply to all combinations of loop/port network elements except for UNE Coin Port/Loop Combinations.																
For Georgia, Kentucky, Louisiana, Mississippi, South Carolina and Tennessee, the recurring UNE Port and Loop charges listed apply to Currently Combined and Not Currently Combined Combos. The first and additional Port nonrecurring charges apply to Not Currently Combined Combos for all states. In GA, KY, LA, MS, SC and TN these nonrecurring charges are commission ordered cost based rates and in AL, FL and NC these nonrecurring charges are Market Rates and are also listed in the Market Rate section.																
For Currently Combined Combos in all other states, the nonrecurring charges shall be those identified in the Nonrecurring - Currently Combined sections.																
2-WIRE VOICE GRADE LOOP WITH 2-WIRE LINE PORT (RES)																
UNE Port/Loop Combination Rates																
	2-Wire VG Loop/Port Combo - Zone 1		1			10.79										
	2-Wire VG Loop/Port Combo - Zone 2		2			15.52										
	2-Wire VG Loop/Port Combo - Zone 3		3			31.74										
UNE Loop Rates																
	2-Wire Voice Grade Loop (SL1) - Zone 1		1	UEPRX	UEPLX	9.64										
	2-Wire Voice Grade Loop (SL1) - Zone 2		2	UEPRX	UEPLX	14.37										
	2-Wire Voice Grade Loop (SL1) - Zone 3		3	UEPRX	UEPLX	30.59										
2-Wire Voice Grade Line Port Rates (Res)																
	2-Wire voice unbundled port - residence			UEPRX	UEPRL	1.15	21.29	15.49	2.85	2.67		7.86				
	2-Wire voice unbundled port with Caller ID - res			UEPRX	UEPRC	1.15	21.29	15.49	2.85	2.67		7.86				
	2-Wire voice unbundled port outgoing only - res			UEPRX	UEPRO	1.15	21.29	15.49	2.85	2.67		7.86				
	2-Wire voice Grade unbundled Kentucky extended local dialing parity port with Caller ID - res			UEPRX	UEPRM	1.15	21.29	15.49	2.85	2.67		7.86				
	2-Wire voice unbundles res, low usage line port with Caller ID (LUM)			UEPRX	UEPAP	1.15	21.29	15.49	2.85	2.67		7.86				
FEATURES																
	All Features Offered			UEPRX	UEPVF	0.00	0.00	0.00				7.86				
LOCAL NUMBER PORTABILITY																
	Local Number Portability (1 per port)			UEPRX	LNPCX	0.35										
NONRECURRING CHARGES (NRCs) - CURRENTLY COMBINED																
	2-Wire Voice Grade Loop / Line Port Combination - Conversion - Switch-as-is			UEPRX	USAC2		0.10	0.10				7.86				
	2-Wire Voice Grade Loop / Line Port Combination - Conversion - Switch with change			UEPRX	USACC		0.10	0.10				7.86				
ADDITIONAL NRCs																
	2-Wire Voice Grade Loop/Line Port Combination - Subsequent Activity			UEPRX	USAS2	0.00	0.00	0.00				7.86				
2-WIRE VOICE GRADE LOOP WITH 2-WIRE LINE PORT (BUS)																
UNE Port/Loop Combination Rates																
	2-Wire VG Loop/Port Combo - Zone 1		1			10.79										
	2-Wire VG Loop/Port Combo - Zone 2		2			15.52										
	2-Wire VG Loop/Port Combo - Zone 3		3			31.74										
UNE Loop Rates																
	2-Wire Voice Grade Loop (SL1) - Zone 1		1	UEPBX	UEPLX	9.64										
	2-Wire Voice Grade Loop (SL1) - Zone 2		2	UEPBX	UEPLX	14.37										
	2-Wire Voice Grade Loop (SL1) - Zone 3		3	UEPBX	UEPLX	30.59										
2-Wire Voice Grade Line Port (Bus)																
	2-Wire voice unbundled port without Caller ID - bus			UEPBX	UEPBL	1.15	21.29	15.49	2.85	2.67		7.86				

UNBUNDLED NETWORK ELEMENTS - Kentucky												Attachment: 2		Exhibit: B		
CATEGORY	RATE ELEMENTS		Interim	Zone	BCS	USOC	RATES(\$)				Svc Order Submitted Elec per LSR	Svc Order Submitted Manually per LSR	Incremental Charge - Manual Svc Order vs. Electronic-1st	Incremental Charge - Manual Svc Order vs. Electronic-Add'l	Incremental Charge - Manual Svc Order vs. Electronic-Disc 1st	Incremental Charge - Manual Svc Order vs. Electronic-Disc Add'l
								Nonrecurring		Nonrecurring Disconnect		OSS Rates(\$)				
							Rec	First	Add'l	First	Add'l	SOME C	SOMAN	SOMAN	SOMAN	SOMAN
		2-Wire voice unbundled port with Caller + E484 ID - bus			UEPBX	UEPBC	1.15	21.29	15.49	2.85	2.67		7.86			
		2-Wire voice unbundled port outgoing only - bus			UEPBX	UEPBO	1.15	21.29	15.49	2.85	2.67		7.86			
		2-Wire voice Grade unbundled Kentucky extended local dialing parity port with Caller ID - bus			UEPBX	UEPBM	1.15	21.29	15.49	2.85	2.67		7.86			
		2-Wire voice unbundled incoming only port with Caller ID - Bus			UEPBX	UEPB1	1.15	21.29	15.49	2.85	2.67		7.86			
	LOCAL NUMBER PORTABILITY															
		Local Number Portability (1 per port)			UEPBX	LNPCX	0.35									
	FEATURES															
		All Features Offered			UEPBX	UEPVF	0.00	0.00	0.00				7.86			
	NONRECURRING CHARGES (NRCs) - CURRENTLY COMBINED															
		2-Wire Voice Grade Loop / Line Port Combination - Conversion - Switch-as-is			UEPBX	USAC2		0.10	0.10				7.86			
		2-Wire Voice Grade Loop / Line Port Combination - Conversion - Switch with change			UEPBX	USACC		0.10	0.10				7.86			
	ADDITIONAL NRCs															
		2-Wire Voice Grade Loop/Line Port Combination - Subsequent Activity			UEPBX	USAS2		0.00	0.00				7.86			
	2-WIRE VOICE GRADE LOOP WITH 2-WIRE LINE PORT (RES - PBX)															
	UNE Port/Loop Combination Rates															
		2-Wire VG Loop/Port Combo - Zone 1		1			10.79									
		2-Wire VG Loop/Port Combo - Zone 2		2			15.52									
		2-Wire VG Loop/Port Combo - Zone 3		3			31.74									
	UNE Loop Rates															
		2-Wire Voice Grade Loop (SL 1) - Zone 1		1	UEPRG	UEPLX	9.64									
		2-Wire Voice Grade Loop (SL 1) - Zone 2		2	UEPRG	UEPLX	14.37									
		2-Wire Voice Grade Loop (SL 1) - Zone 3		3	UEPRG	UEPLX	30.59									
	2-Wire Voice Grade Line Port Rates (RES - PBX)															
		2-Wire VG Unbundled Combination 2-Way PBX Trunk Port - Res			UEPRG	UEPRD	1.15	21.29	15.49	2.85	2.67		7.86			
	LOCAL NUMBER PORTABILITY															
		Local Number Portability (1 per port)			UEPRG	LNPCP	3.15	0.00	0.00				7.86			
	FEATURES															
		All Features Offered			UEPRG	UEPVF	0.00	0.00	0.00				7.86			
	NONRECURRING CHARGES (NRCs) - CURRENTLY COMBINED															
		2-Wire Voice Grade Loop/ Line Port Combination (PBX) - Conversion - Switch-As-Is			UEPRG	USAC2		8.45	1.91				7.86			
		2-Wire Voice Grade Loop/ Line Port Combination (PBX) - Conversion - Switch with Change			UEPRG	USACC		8.45	1.91				7.86			
	ADDITIONAL NRCs															
		2-Wire Voice Grade Loop/ Line Port Combination (PBX) - Subsequent Activity			UEPRG	USAS2	0.00	0.00	0.00				7.86			
		PBX Subsequent Activity - Change/Rearrange Multiline Hunt Group						7.86	7.86				7.86			
	2-WIRE VOICE GRADE LOOP WITH 2-WIRE LINE PORT (BUS - PBX)															
	UNE Port/Loop Combination Rates															
		2-Wire VG Loop/Port Combo - Zone 1		1			10.79									
		2-Wire VG Loop/Port Combo - Zone 2		2			15.52									
		2-Wire VG Loop/Port Combo - Zone 3		3			31.74									
	UNE Loop Rates															
		2-Wire Voice Grade Loop (SL 1) - Zone 1		1	UEPPX	UEPLX	9.64									
		2-Wire Voice Grade Loop (SL 1) - Zone 2		2	UEPPX	UEPLX	14.37									
		2-Wire Voice Grade Loop (SL 1) - Zone 3		3	UEPPX	UEPLX	30.59									
	2-Wire Voice Grade Line Port Rates (BUS - PBX)															
		Line Side Unbundled Combination 2-Way PBX Trunk Port - Bus			UEPPX	UEPPC	1.15	21.29	15.49	2.85	2.67		7.86			
		Line Side Unbundled Outward PBX Trunk Port - Bus			UEPPX	UEPPO	1.15	21.29	15.49	2.85	2.67		7.86			
		Line Side Unbundled Incoming PBX Trunk Port - Bus			UEPPX	UEPP1	1.15	21.29	15.49	2.85	2.67		7.86			
		2-Wire Voice Unbundled PBX LD Terminal Ports			UEPPX	UEPLD	1.15	21.29	15.49	2.85	2.67		7.86			
		2-Wire Voice Unbundled 2-Way Combination PBX Usage Port			UEPPX	UEPXA	1.15	21.29	15.49	2.85	2.67		7.86			

UNBUNDLED NETWORK ELEMENTS - Kentucky

CATEGORY	RATE ELEMENTS	Interi m	Zone	BCS	USOC	RATES(\$)					Svc Order Submitted Elec per LSR	Svc Order Submitted Manually per LSR	Incremental Charge - Manual Svc Order vs. Electronic- 1st	Incremental Charge - Manual Svc Order vs. Electronic- Add'l	Incremental Charge - Manual Svc Order vs. Electronic- Disc 1st	Incremental Charge - Manual Svc Order vs. Electronic- Disc Add'l
							Nonrecurring		Nonrecurring Disconnect		OSS Rates(\$)					
						Rec	First	Add'l	First	Add'l	SOME C	SOMAN	SOMAN	SOMAN	SOMAN	SOMAN
	2-Wire Voice Unbundled PBX Toll Terminal Hotel Ports			UEPPX	UEPXB	1.15	21.29	15.49	2.85	2.67		7.86				
	2-Wire Voice Unbundled PBX LD DDD Terminals Port			UEPPX	UEPXC	1.15	21.29	15.49	2.85	2.67		7.86				
	2-Wire Voice Unbundled PBX LD Terminal Switchboard Port			UEPPX	UEPXD	1.15	21.29	15.49	2.85	2.67		7.86				
	2-Wire Voice Unbundled PBX LD Terminal Switchboard IDD Capable Port			UEPPX	UEPXE	1.15	21.29	15.49	2.85	2.67		7.86				
	2-Wire Voice Unbundled 2-Way PBX Kentucky Room Area Calling Port without LUD			UEPPX	UEPXF	1.15	21.29	15.49	2.85	2.67		7.86				
	2-Wire Voice Unbundled PBX Kentucky LUD Area Calling Port			UEPPX	UEPXG	1.15	21.29	15.49	2.85	2.67		7.86				
	2-Wire Voice Unbundled PBX Kentucky Premium Calling Port			UEPPX	UEPXH	1.15	21.29	15.49	2.85	2.67		7.86				
	2-Wire Voice Unbundled 2-Way Kentucky Area Calling Port without LUD			UEPPX	UEPXJ	1.15	21.29	15.49	2.85	2.67		7.86				
	2-Wire Voice Unbundled 2-Way PBX Hotel/Hospital Economy Administrative Calling Port			UEPPX	UEPXL	1.15	21.29	15.49	2.85	2.67		7.86				
	2-Wire Voice Unbundled 2-Way PBX Hotel/Hospital Economy Room Calling Port			UEPPX	UEPXM	1.15	21.29	15.49	2.85	2.67		7.86				
	2-Wire Voice Unbundled 1-Way Outgoing PBX Hotel/Hospital Discount Room Calling Port			UEPPX	UEPXO	1.15	21.29	15.49	2.85	2.67		7.86				
	2-Wire Voice Unbundled 1-Way Outgoing PBX Measured Port			UEPPX	UEPXS	1.15	21.29	15.49	2.85	2.67		7.86				
	LOCAL NUMBER PORTABILITY															
	Local Number Portability (1 per port)			UEPPX	LNPCP	3.15	0.00	0.00								
	FEATURES															
	All Features Offered			UEPPX	UEPVF	0.00	0.00	0.00				7.86				
	NONRECURRING CHARGES (NRCs) - CURRENTLY COMBINED															
	2-Wire Voice Grade Loop/ Line Port Combination (PBX) - Conversion - Switch-As-Is			UEPPX	USAC2		8.45	1.91				7.86				
	2-Wire Voice Grade Loop/ Line Port Combination (PBX) - Conversion - Switch with Change			UEPPX	USACC		8.45	1.91				7.86				
	ADDITIONAL NRCs															
	2-Wire Voice Grade Loop/ Line Port Combination (PBX) - Subsequent Activity			UEPPX	USAS2	0.00	0.00	0.00				7.86				
	PBX Subsequent Activity - Change/Rearrange Multiline Hunt Group						7.86	7.86				7.86				
	2-WIRE VOICE GRADE LOOP WITH 2-WIRE ANALOG LINE COIN PORT															
	UNE Port/Loop Combination Rates															
	2-Wire VG Coin Port/Loop Combo – Zone 1		1			10.79										
	2-Wire VG Coin Port/Loop Combo – Zone 2		2			15.52										
	2-Wire VG Coin Port/Loop Combo – Zone 3		3			31.74										
	UNE Loop Rates															
	2-Wire Voice Grade Loop (SL1) - Zone 1		1	UEPCO	UEPLX	9.64										
	2-Wire Voice Grade Loop (SL1) - Zone 2		2	UEPCO	UEPLX	14.37										
	2-Wire Voice Grade Loop (SL1) - Zone 3		3	UEPCO	UEPLX	30.59										
	2-Wire Voice Grade Line Ports (COIN)															
	2-Wire Coin 2-Way without Operator Screening and without Blocking (AL, KY, LA, MS)			UEPCO	UEPRF	1.15	21.29	15.49	2.85	2.67		7.86				
	2-Wire Coin 2-Way with Operator Screening (AL, KY)			UEPCO	UEPRE	1.15	21.29	15.49	2.85	2.67		7.86				
	2-Wire Coin 2-Way with Operator Screening and Blocking: 011, 900/976, 1+DDD (AL, KY, LA, MS)			UEPCO	UEPRA	1.15	21.29	15.49	2.85	2.67		7.86				
	2-Wire Coin 2-Way with Operator Screening and 011 Blocking (KY)			UEPCO	UEPKA	1.15	21.29	15.49	2.85	2.67		7.86				
	2-Wire Coin 2-Way with Operator Screening & Blocking: 900/976, 1+DDD, 011+, & Local (AL, KY, LA, MS)			UEPCO	UEPCD	1.15	21.29	15.49	2.85	2.67		7.86				
	2-Wire Coin Outward without Blocking and without Operator Screening (KY, LA, MS)			UEPCO	UEPRN	1.15	21.29	15.49	2.85	2.67		7.86				
	2-Wire Coin Outward with Operator Screening and 011 Blocking (GA, KY, MS)			UEPCO	UEPRJ	1.15	21.29	15.49	2.85	2.67		7.86				
	2-Wire Coin Outward with Operator Screening and Blocking: 011, 900/976, 1+DDD (AL, KY, LA, MS)			UEPCO	UEPRH	1.15	21.29	15.49	2.85	2.67		7.86				
	2-Wire Coin Outward Operator Screening & Blocking: 900/976, 1+DDD, 011+, and Local (AL, KY, LA, MS)			UEPCO	UEPCN	1.15	21.29	15.49	2.85	2.67		7.86				

UNBUNDLED NETWORK ELEMENTS - Kentucky												Attachment: 2		Exhibit: B		
CATEGORY	RATE ELEMENTS		Interim	Zone	BCS	USOC	RATES(\$)				Svc Order Submitted Elec per LSR	Svc Order Submitted Manually per LSR	Incremental Charge - Manual Svc Order vs. Electronic-1st	Incremental Charge - Manual Svc Order vs. Electronic-Add'l	Incremental Charge - Manual Svc Order vs. Electronic-Disc 1st	Incremental Charge - Manual Svc Order vs. Electronic-Disc Add'l
							Rec	Nonrecurring		Nonrecurring Disconnect		OSS Rates(\$)				
								First	Add'l	First	Add'l	SOME C	SOMAN	SOMAN	SOMAN	SOMAN
		2-Wire 2-Way Smartline with 900/976 (all states except LA)			UEPCO	UEPCK	2.91						7.86			
		2-Wire Coin Outward Smartline with 900/976 (all states except LA)			UEPCO	UEPCR	2.91						7.86			
		ADDITIONAL UNE COIN PORT/LOOP (RC)														
		UNE Coin Port/Loop Combo Usage (Flat Rate)			UEPCO	URECU	2.57	21.29	15.49	2.85	2.67					
		LOCAL NUMBER PORTABILITY														
		Local Number Portability (1 per port)			UEPCO	LNPCX	0.35									
		NONRECURRING CHARGES - CURRENTLY COMBINED														
		2-Wire Voice Grade Loop / Line Port Combination - Conversion - Switch-as-is			UEPCO	USAC2		0.10	0.10				7.86			
		2-Wire Voice Grade Loop / Line Port Combination - Conversion - Switch with change			UEPCO	USACC		0.10	0.10				7.86			
		ADDITIONAL NRCs														
		2-Wire Voice Grade Loop/Line Port Combination - Subsequent Activity			UEPCO	USAS2		0.00	0.00				7.86			
		UNBUNDLED REMOTE CALL FORWARDING - RES														
		UNBUNDLED REMOTE CALL FORWARDING - Bus														
		Unbundled Remote Call Forwarding, InterState/Intra LATA-Bus			UEPVB	UEPVJ	1.49	3.74	3.63				7.86			
UNBUNDLED PORT/LOOP COMBINATIONS - COST BASED RATES																
		2-WIRE VOICE GRADE LOOP- BUS ONLY - WITH 2-WIRE DID TRUNK PORT														
		UNE Port/Loop Combination Rates														
		2-Wire VG Loop/2-Wire DID Trunk Port Combo - UNE Zone 1		1			21.30									
		2-Wire VG Loop/2-Wire DID Trunk Port Combo - UNE Zone 2		2			26.08									
		2-Wire VG Loop/2-Wire DID Trunk Port Combo - UNE Zone 3		3			41.85									
		UNE Loop Rates														
		2-Wire Analog Voice Grade Loop - (SL2) - UNE Zone 1		1	UEPPX	UECD1	12.67						7.86			
		2-Wire Analog Voice Grade Loop - (SL2) - UNE Zone 2		2	UEPPX	UECD1	17.45						7.86			
		2-Wire Analog Voice Grade Loop - (SL2) - UNE Zone 3		3	UEPPX	UECD1	33.22						7.86			
		UNE Port Rate														
		Exchange Ports - 2-Wire DID Port			UEPPX	UEPD1	8.63	336.11	27.75	132.37	9.31		7.86			
		NONRECURRING CHARGES - CURRENTLY COMBINED														
		2-Wire Voice Grade Loop / 2-Wire DID Trunk Port Conversion with BellSouth Allowable Changes			UEPPX	USA1C		7.85	1.87				7.86			
		ADDITIONAL NRCs														
		2-Wire DID Subsequent Activity - Add Trunks, Per Trunk			UEPPX	USAS1		32.25	32.25				7.86			
		Telephone Number/Trunk Group Establishment Charges														
		DID Trunk Termination (One Per Port)			UEPPX	NDT	0.00	0.00	0.00				7.86			
		Additional DID Numbers for each Group of 20 DID Numbers			UEPPX	ND4	0.00	0.00	0.00				7.86			
		DID Numbers, Non- consecutive DID Numbers , Per Number			UEPPX	ND5	0.00	0.00	0.00				7.86			
		Reserve Non-Consecutive DID numbers			UEPPX	ND6	0.00	0.00	0.00				7.86			
		Reserve DID Numbers			UEPPX	NDV	0.00	0.00	0.00				7.86			
		LOCAL NUMBER PORTABILITY														
		Local Number Portability (1 per port)			UEPPX	LNPCP	3.15	0.00	0.00							
2-WIRE ISDN DIGITAL GRADE LOOP WITH 2-WIRE ISDN DIGITAL LINE SIDE PORT																
		UNE Port/Loop Combination Rates														
		2W ISDN Digital Grade Loop/2W ISDN Digital Line Side Port - UNE Zone 1		1	UEPPB	UEPPR	25.69									
		2W ISDN Digital Grade Loop/2W ISDN Digital Line Side Port - UNE Zone 2		2	UEPPB	UEPPR	31.92									
		2W ISDN Digital Grade Loop/2W ISDN Digital Line Side Port - UNE Zone 3		3	UEPPB	UEPPR	50.21									
		UNE Loop Rates														
		2-Wire ISDN Digital Grade Loop - UNE Zone 1		1	UEPPB	UEPPR	USL2X	16.10					7.86			
		2-Wire ISDN Digital Grade Loop - UNE Zone 2		2	UEPPB	UEPPR	USL2X	22.33					7.86			
		2-Wire ISDN Digital Grade Loop - UNE Zone 3		3	UEPPB	UEPPR	USL2X	40.63					7.86			
		UNE Port Rate														
		Exchange Port - 2-Wire ISDN Line Side Port			UEPPB	UEPPR	UEPPB	9.59	320.53	289.13	92.19	17.56	7.86			
NONRECURRING CHARGES - CURRENTLY COMBINED																

UNBUNDLED NETWORK ELEMENTS - Kentucky													Attachment: 2		Exhibit: B		
CATEGORY	RATE ELEMENTS		Interim	Zone	BCS		USOC	RATES(\$)				Svc Order Submitted Elec per LSR	Svc Order Submitted Manually per LSR	Incremental Charge - Manual Svc Order vs. Electronic-1st	Incremental Charge - Manual Svc Order vs. Electronic-Add'l	Incremental Charge - Manual Svc Order vs. Electronic-Disc 1st	Incremental Charge - Manual Svc Order vs. Electronic-Disc Add'l
									Nonrecurring		Nonrecurring Disconnect		OSS Rates(\$)				
								Rec	First	Add'l	First	Add'l	SOME C	SOMAN	SOMAN	SOMAN	SOMAN
		2-Wire ISDN Digital Grade Loop / 2-Wire ISDN Line Side Port Combination - Conversion			UEPPB	UEPPR	USACB	0.00	22.77	17.00				7.86			
	ADDITIONAL NRCs																
	LOCAL NUMBER PORTABILITY																
		Local Number Portability (1 per port)			UEPPB	UEPPR	LNPCX	0.35	0.00	0.00							
	B-CHANNEL USER PROFILE ACCESS:																
		CVS/CSD (DMS/5ESS)			UEPPB	UEPPR	U1UCA	0.00	0.00	0.00							
		CVS (EWSD)			UEPPB	UEPPR	U1UCB	0.00	0.00	0.00							
		CSD			UEPPB	UEPPR	U1UCC	0.00	0.00	0.00							
	B-CHANNEL AREA PLUS USER PROFILE ACCESS: (AL,KY,LA,MS SC,MS, & TN)																
		CVS/CSD (DMS/5ESS)			UEPPB	UEPPR	U1UCD	0.00	0.00	0.00							
		CVS (EWSD)			UEPPB	UEPPR	U1UCE	0.00	0.00	0.00							
		CSD			UEPPB	UEPPR	U1UCF	0.00	0.00	0.00							
	USER TERMINAL PROFILE																
		User Terminal Profile (EWSD only)			UEPPB	UEPPR	U1UMA	0.00	0.00	0.00							
	VERTICAL FEATURES																
		All Vertical Features - One per Channel B User Profile			UEPPB	UEPPR	UEPVF	0.00	0.00	0.00							
	INTEROFFICE CHANNEL MILEAGE																
		Interoffice Channel mileage each, including first mile and facilities termination			UEPPB	UEPPR	M1GNC	29.12	47.34	31.78	22.77	8.75		7.86			
		Interoffice Channel mileage each, additional mile			UEPPB	UEPPR	M1GNM	0.01	0.00	0.00				7.86			
	4-WIRE DS1 DIGITAL LOOP WITH 4-WIRE ISDN DS1 DIGITAL TRUNK PORT																
	UNE Port/Loop Combination Rates																
		4W DS1 Digital Loop/4W ISDN DS1 Digital Trunk Port - UNE Zone 1		1	UEPPP			170.06									
		4W DS1 Digital Loop/4W ISDN DS1 Digital Trunk Port - UNE Zone 2		2	UEPPP			197.70									
		4W DS1 Digital Loop/4W ISDN DS1 Digital Trunk Port - UNE Zone 3		3	UEPPP			381.35									
	UNE Loop Rates																
		4-Wire DS1 Digital Loop - UNE Zone 1		1	UEPPP		USL4P	86.47					7.86				
		4-Wire DS1 Digital Loop - UNE Zone 2		2	UEPPP		USL4P	114.10					7.86				
		4-Wire DS1 Digital Loop - UNE Zone 3		3	UEPPP		USL4P	297.76					7.86				
	UNE Port Rate																
		Exchange Ports - 4-Wire ISDN DS1 Port			UEPPP		UEPPP	83.59	736.16	382.74	159.48	48.82		7.86			
	NONRECURRING CHARGES - CURRENTLY COMBINED																
		4-Wire DS1 Digital Loop / 4-Wire ISDN DS1 Digital Trunk Port Combination - Conversion - Switch-as-is			UEPPP		USACP	0.00	81.70	1.37				7.86			
	ADDITIONAL NRCs																
		4-Wire DS1 Loop/4-W ISDN Digtl Trk Port - Subseqt Actvy-Inward/two way tel nos within Std Allowance (except NC)			UEPPP		PR7TF		0.54					7.86			
		4-Wire DS1 Loop / 4-Wire ISDN DS1 Digital Trunk Port - Outward Tel Numbers (All States except NC)			UEPPP		PR7TO		12.71	12.71				7.86			
		4-Wire DS1 Loop / 4-Wire ISDN DS1 Digital Trk Port - Subsequent Inward Tel Nos Above Std Allowance			UEPPP		PR7ZT		25.41	25.41				7.86			
	LOCAL NUMBER PORTABILITY																
		Local Number Portability (1 per port)			UEPPP		LNPCN	1.75									
	INTERFACE (Provisioning Only)																
		Voice/Data			UEPPP		PR71V	0.00	0.00	0.00							
		Digital Data			UEPPP		PR71D	0.00	0.00	0.00							
		Inward Data			UEPPP		PR71E	0.00	0.00	0.00							
	New or Additional "B" Channel																
		New or Additional - Voice/Data B Channel			UEPPP		PR7BV	0.00	15.48					7.86			
		New or Additional - Digital Data B Channel			UEPPP		PR7BF	0.00	15.48					7.86			
		New or Additional Inward Data B Channel			UEPPP		PR7BD	0.00	15.48					7.86			
	CALL TYPES																
		Inward			UEPPP		PR7C1	0.00	0.00	0.00							
		Outward			UEPPP		PR7C0	0.00	0.00	0.00							
		Two-way			UEPPP		PR7CC	0.00	0.00	0.00							

UNBUNDLED NETWORK ELEMENTS - Kentucky												Attachment: 2		Exhibit: B				
CATEGORY	RATE ELEMENTS				Interim	Zone	BCS	USOC	RATES(\$)				Svc Order Submitted Elec per LSR	Svc Order Submitted Manually per LSR	Incremental Charge - Manual Svc Order vs. Electronic-1st	Incremental Charge - Manual Svc Order vs. Electronic-Add'l	Incremental Charge - Manual Svc Order vs. Electronic-Disc 1st	Incremental Charge - Manual Svc Order vs. Electronic-Disc Add'l
									Rec	Nonrecurring		Nonrecurring Disconnect		OSS Rates(\$)				
										First	Add'l	First	Add'l	SOMEc	SOMAN	SOMAN	SOMAN	SOMAN
		Interoffice Channel Mileage																
		Fixed Each Including First Mile						UEPPP	1LN1A	96.27	105.52	98.46	23.09	20.49		7.86		
		Each Airline-Fractional Additional Mile						UEPPP	1LN1B	0.23								
		4-WIRE DS1 DIGITAL LOOP WITH 4-WIRE DDITS TRUNK PORT																
		UNE Port/Loop Combination Rates																
		4W DS1 Digital Loop/4W DDITS Trunk Port - UNE Zone 1					1	UEPDC		147.99								
		4W DS1 Digital Loop/4W DDITS Trunk Port - UNE Zone 2					2	UEPDC		175.62								
		4W DS1 Digital Loop/4W DDITS Trunk Port - UNE Zone 3					3	UEPDC		359.28								
		UNE Loop Rates																
		4-Wire DS1 Digital Loop - UNE Zone 1					1	UEPDC	USLDC	86.47						7.86		
		4-Wire DS1 Digital Loop - UNE Zone 2					2	UEPDC	USLDC	114.10						7.86		
		4-Wire DS1 Digital Loop - UNE Zone 3					3	UEPDC	USLDC	297.76						7.86		
		UNE Port Rate																
		4-Wire DDITS Digital Trunk Port						UEPDC	UDD1T	61.52	780.61	375.52	176.19	16.98		7.86		
		NONRECURRING CHARGES - CURRENTLY COMBINED																
		4-Wire DS1 Digital Loop / 4-Wire DDITS Trunk Port Combination - Switch-as-is						UEPDC	USAC4		92.84	46.70				7.86		
		4-Wire DS1 Digital Loop / 4-Wire DDITS Trunk Port Combination - Conversion with DS1 Changes						UEPDC	USAWA		92.84	46.70				7.86		
		4-Wire DS1 Digital Loop / 4-Wire DDITS Trunk Port Combination - Conversion with Change - Trunk						UEPDC	USAWB		92.84	46.70				7.86		
		ADDITIONAL NRCs																
		4-Wire DS1 Loop / 4-Wire DDITS Trunk Port - NRC - Subsequent Channel Activation/Chan - 2-Way Trunk						UEPDC	UDTTA		15.09	15.09				7.86		
		4-Wire DS1 Loop / 4-Wire DDITS Trunk Port - Subsequent Channel Activation/Chan - 1-Way Outward Trunk						UEPDC	UDTTB		15.09	15.09				7.86		
		4-Wire DS1 Loop / 4-Wire DDITS Trunk Port - Subsqnt Channel Activation/Chan - Inward Trunk w/out DID						UEPDC	UDTTC		15.09	15.09				7.86		
		4-Wire DS1 Loop / 4-Wire DDITS Trunk Port - Subsqnt Chan Activation Per Chan - Inward Trunk with DID						UEPDC	UDTTD		15.09	15.09				7.86		
		4-Wire DS1 Loop / 4-Wire DDITS Trunk Port - Subsqnt Chan Activation / Chan - 2-Way DID w User Trans						UEPDC	UDTTE		15.09	15.09				7.86		
		BIPOLAR 8 ZERO SUBSTITUTION																
		B8ZS - Superframe Format						UEPDC	CCOSF		0.00	730.00				7.86		
		B8ZS - Extended Superframe Format						UEPDC	CCOEF		0.00	730.00				7.86		
		Alternate Mark Inversion																
		AMI - Superframe Format						UEPDC	MCOSF		0.00	0.00						
		AMI - Extended SuperFrame Format						UEPDC	MCOPO		0.00	0.00						
		Telephone Number/Trunk Group Establishment Charges																
		Telephone Number for 2-Way Trunk Group						UEPDC	UDTGX	0.00	0.00	0.00				7.86		
		Telephone Number for 1-Way Outward Trunk Group						UEPDC	UDTGY	0.00		0.00				7.86		
		Telephone Number for 1-Way Inward Trunk Group Without DID						UEPDC	UDTGZ	0.00	0.00	0.00				7.86		
		DID Numbers for each Group of 20 DID Numbers						UEPDC	ND4	0.00	0.00	0.00				7.86		
		DID Numbers, Non- consecutive DID Numbers , Per Number						UEPDC	ND5	0.00	0.00	0.00				7.86		
		Reserve Non-Consecutive DID Nos						UEPDC	ND6	0.00	0.00	0.00				7.86		
		Reserve DID Numbers						UEPDC	NDV	0.00	0.00	0.00				7.86		
		Dedicated DS1 (Interoffice Channel Mileage) - FX/FCO for 4-Wire DS1 Digital Loop with 4-Wire DDITS Trunk Port																
		Interoffice Channel Mileage - Fixed rate 0-8 miles (Facilities Termination)						UEPDC	1LNO1	96.04	105.52	98.46	23.09	20.49		7.86		
		Interoffice Channel Mileage - Additional rate per mile - 0-8 miles						UEPDC	1LNOA	0.23	0.00	0.00						
		Interoffice Channel Mileage - Fixed rate 9-25 miles (Facilities Termination)						UEPDC	1LNO2	0.00	0.00	0.00						
		Interoffice Channel Mileage - Additional rate per mile - 9-25 miles						UEPDC	1LNOB	0.45	0.00	0.00						
		Interoffice Channel Mileage - Fixed rate 25+ miles (Facilities Termination)						UEPDC	1LNO3	0.00	0.00	0.00	0.00					
		Interoffice Channel Mileage - Additional rate per mile - 25+ miles						UEPDC	1LNOC	0.45	0.00	0.00						

UNBUNDLED NETWORK ELEMENTS - Kentucky												Attachment: 2		Exhibit: B		
CATEGORY	RATE ELEMENTS	Interim	Zone	BCS	USOC	RATES(\$)				Svc Order Submitted Elec per LSR	Svc Order Submitted Manually per LSR	Incremental Charge - Manual Svc Order vs. Electronic-1st	Incremental Charge - Manual Svc Order vs. Electronic-Add'l	Incremental Charge - Manual Svc Order vs. Electronic-Disc 1st	Incremental Charge - Manual Svc Order vs. Electronic-Disc Add'l	
							Nonrecurring		Nonrecurring Disconnect		OSS Rates(\$)					
						Rec	First	Add'l	First	Add'l	SOME C	SOMAN	SOMAN	SOMAN	SOMAN	SOMAN
	Local Number Portability - per DS0 Activated			UEPDC	LNPCP	3.15	0.00	0.00	0.00							
	Central Office Terminating Point			UEPDC	CTG	0.00										
	4-WIRE DS1 LOOP WITH CHANNELIZATION WITH PORT															
	System is 1 DS1 Loop, 1 D4 Channel Bank, and up to 24 Feature Activations															
	Each System can have up to 24 combinations of rates depending on type and number of ports used															
	UNE DS1 Loop															
	4-Wire DS1 Loop - UNE Zone 1		1	UEPMG	USLDC	86.47	0.00	0.00								
	4-Wire DS1 Loop - UNE Zone 2		2	UEPMG	USLDC	114.10	0.00	0.00								
	4-Wire DS1 Loop - UNE Zone 3		3	UEPMG	USLDC	297.76	0.00	0.00								
	UNE DSO Channelization Capacities (D4 Channel Bank Configurations)															
	24 DSO Channel Capacity - 1 per DS1			UEPMG	VUM24	111.16	0.00	0.00			7.86					
	48 DSO Channel Capacity - 1 per 2 DS1s			UEPMG	VUM48	222.32	0.00	0.00			7.86					
	96 DSO Channel Capacity -1per 4 DS1s			UEPMG	VUM96	444.64	0.00	0.00			7.86					
	144 DSO Channel Capacity - 1 per 6 DS1s			UEPMG	VUM14	666.96	0.00	0.00			7.86					
	192 DSO Channel Capacity -1 per 8 DS1s			UEPMG	VUM19	889.28	0.00	0.00			7.86					
	240 DSO Channel Capacity - 1 per 10 DS1s			UEPMG	VUM20	1,111.60	0.00	0.00			7.86					
	288 DSO Channel Capacity - 1 per 12 DS1s			UEPMG	VUM28	1,333.92	0.00	0.00			7.86					
	384 DSO Channel Capacity - 1 per 16 DS1s			UEPMG	VUM38	1,778.56	0.00	0.00			7.86					
	480 DSO Channel Capacity - 1 per 20 DS1s			UEPMG	VUM40	2,223.20	0.00	0.00			7.86					
	576 DSO Channel Capacity -1 per 24 DS1s			UEPMG	VUM57	2,667.84	0.00	0.00			7.86					
	672 DSO Channel Capacity - 1 per 28 DS1s			UEPMG	VUM67	3,112.48	0.00	0.00			7.86					
	Non-Recurring Charges (NRC) Associated with 4-Wire DS1 Loop with Channelization with Port - Conversion Charge Based on a System															
	A Minimum System configuration is One (1) DS1, One (1) D4 Channel Bank, and Up To 24 DSO Ports with Feature Activations.															
	Multiples of this configuration functioning as one are considered Add'l after the minimum system configuration is counted.															
	NRC - Conversion (Currently Combined) with or without BellSouth Allowed Changes			UEPMG	USAC4	0.00	94.30	4.24			7.86					
	System Additions at End User Locations Where 4-Wire DS1 Loop with Channelization with Port Combination Currently Exists and New (Not Currently Combined) in GA, KY, LA, MS & TN Only															
	1 DS1/D4 Channel Bank - Add NRC for each Port and Assoc Fea Activation - New GA, LA, KY, MS, &TN Only			UEPMG	VUMD4	0.00	718.89	469.86	149.83	17.77	7.86					
	Bipolar 8 Zero Substitution															
	Clear Channel Capability Format - superframe - Subsequent Activity Only			UEPMG	CCOSF	0.00	0.00	730.00			7.86					
	Clear Channel Capability Format - Extended Superframe - Subsequent Activity Only			UEPMG	CCOEF	0.00	0.00	730.00			7.86					
	Alternate Mark Inversion (AMI)															
	Superframe Format			UEPMG	MCOSF	0.00	0.00	0.00								
	Extended Superframe Format			UEPMG	MCOPO	0.00	0.00	0.00								
	Exchange Ports Associated with 4-Wire DS1 Loop with Channelization with Port															
	Exchange Ports															
	Line Side Combination Channelized PBX Trunk Port - Business			UEPPX	UEPCX	1.15	0.00	0.00	0.00	0.00	7.86					
	Line Side Outward Channelized PBX Trunk Port - Business			UEPPX	UEPOX	1.15	0.00	0.00	0.00	0.00	7.86					
	Line Side Inward Only Channelized PBX Trunk Port without DID			UEPPX	UEP1X	1.15	0.00	0.00	0.00	0.00	7.86					
	2-Wire Trunk Side Unbundled Channelized DID Trunk Port			UEPPX	UEPDM	8.65	0.00	0.00	0.00	0.00	7.86					
	Feature Activations - Unbundled Loop Concentration															
	Feature (Service) Activation for each Line Side Port Terminated in D4 Bank			UEPPX	1PQWM	0.62	25.40	13.41	4.17	4.15	7.86					
	Feature (Service) Activation for each Trunk Side Port Terminated in D4 Bank			UEPPX	1PQWU	0.62	78.15	19.68	59.05	11.54	7.86					
	Telephone Number/ Group Establishment Charges for DID Service															
	DID Trunk Termination (1 per Port)			UEPPX	NDT	0.00	0.00	0.00			7.86					
	DID Numbers - groups of 20- Valid all States			UEPPX	ND4	0.00	0.00	0.00			7.86					
	Non-Consecutive DID Numbers - per number			UEPPX	ND5	0.00	0.00	0.00			7.86					
	Reserve Non-Consecutive DID Numbers			UEPPX	ND6	0.00	0.00	0.00			7.86					
	Reserve DID Numbers			UEPPX	NDV	0.00	0.00	0.00			7.86					
	Local Number Portability															
	Local Number Portability - 1 per port			UEPPX	LNPCP	3.15	0.00	0.00								

UNBUNDLED NETWORK ELEMENTS - Kentucky											Attachment: 2		Exhibit: B			
CATEGORY	RATE ELEMENTS	Interim	Zone	BCS	USOC	RATES(\$)				Svc Order Submitted Elec per LSR	Svc Order Submitted Manually per LSR	Incremental Charge - Manual Svc Order vs. Electronic-1st	Incremental Charge - Manual Svc Order vs. Electronic-Add'l	Incremental Charge - Manual Svc Order vs. Electronic-Disc 1st	Incremental Charge - Manual Svc Order vs. Electronic-Disc Add'l	
						Rec	Nonrecurring		Nonrecurring Disconnect		OSS Rates(\$)					
							First	Add'l	First	Add'l	SOME C	SOMAN	SOMAN	SOMAN	SOMAN	SOMAN
	FEATURES - Vertical and Optional															
	Local Switching Features Offered with Line Side Ports Only															
	All Features Available			UEPPX	UEPVF	0.00	0.00	0.00								
	Market Rates shall apply where BellSouth is not required to provide unbundled local switching or switch ports per FCC and/or State Commission rules.															
	These scenarios include:															
	1. Unbundled port/loop combinations that are Not Currently Combined in Alabama, Florida and North Carolina.															
	2. Unbundled port/loop combinations that are Currently Combined or Not Currently Combined in Zone 1 of the Top 8 MSAs in BellSouth's region for end users with 4 or more DS0 equivalent lines.															
	The Top 8 MSAs in BellSouth's region are: FL (Orlando, Ft. Lauderdale, Miami); GA (Atlanta); LA (New Orleans); NC (Greensboro-Winston Salem-Highpoint/Charlotte-Gastonia-Rock Hill); TN (Nashville).															
	BellSouth currently is developing the billing capability to mechanically bill the recurring and non-recurring Market Rates in this section except for nonrecurring charges for not currently combined in AL, FL and NC. In the interim where BellSouth cannot bill Market Rates, BellSouth shall bill the rates in the Cost-Based section preceding in lieu of the Market Rates and reserves the right to true-up the billing difference.															
	The Market Rate for unbundled ports includes all available features in all states.															
	End Office and Tandem Switching Usage and Common Transport Usage rates in the Port section of this rate exhibit shall apply to all combinations of loop/port network elements except for UNE Coin Port/Loop Combinations which have a flat rate usage charge (USOC: URECU).															
	For Not Currently Combined scenarios where Market Rates apply, the Nonrecurring charges are listed in the First and Additional NRC columns for each Port USOC. For Currently Combined scenarios, the Nonrecurring charges are listed in the NRC - Currently Combined section. Additional NRCs may apply also and are categorized accordingly.															
	Non-Recurring Charges (NRC) Associated with 4-Wire DS1 Loop with Channelization with Port - Conversion Charge Based on a System															
	A Minimum System configuration is One (1) DS1, One (1) D4 Channel Bank, and Up To 24 DSO Ports with Feature Activations.															
	Multiples of this configuration functioning as one are considered Add'l after the minimum system configuration is counted.															
UNBUNDLED CENTREX PORT/LOOP COMBINATIONS - COST BASED RATES																
	1. Cost Based Rates are applied where BellSouth is required by FCC and/or State Commission rule to provide Unbundled Local Switching or Switch Ports.															
	2. Features shall apply to the Unbundled Port/Loop Combination - Cost Based Rate section in the same manner as they are applied to the Stand-Alone Unbundled Port section of this Rate Exhibit.															
	3. End Office and Tandem Switching Usage and Common Transport Usage rates in the Port section of this rate exhibit shall apply to all combinations of loop/port network elements except for UNE Coin Port/Loop Combinations.															
	For Georgia, Kentucky, Louisiana, Mississippi and Tennessee, the recurring UNE Port and Loop charges listed apply to Currently Combined and Not Currently Combined Combos. The first and additional Port nonrecurring charges apply to Not Currently Combined Combos for all states. In GA, KY, LA, MS and TN these nonrecurring charges are commission ordered cost based rates and in AL, FL, NC and SC these nonrecurring charges are Market Rates and are listed in the Market Rate section. For Currently Combined Combos in all other states, the nonrecurring charges shall be those identified in the Nonrecurring - Currently Combined sections.															
	5. Market Rates for Unbundled Centrex Port/Loop Combination will be negotiated on an individual Case Basis, until further notice.															
	UNE-P CENTREX - 1AESS - (Valid in AL,FL,GA,KY,LA,MS,&TN only)															
	2-Wire VG Loop/2-Wire Voice Grade Port (Centrex) Combo															
	UNE Port/Loop Combination Rates (Non-Design)															
	2-Wire VG Loop/2-Wire Voice Grade Port (Centrex) Port Combo - Non-Design		1	UEP91		10.79										
	2-Wire VG Loop/2-Wire Voice Grade Port (Centrex)Port Combo - Non-Design		2	UEP91		15.52										
	2-Wire VG Loop/2-Wire Voice Grade Port (Centrex)Port Combo - Non-Design		3	UEP91		31.74										
	UNE Port/Loop Combination Rates (Design)															
	2-Wire VG Loop/2-Wire Voice Grade Port (Centrex) Port Combo - Design		1	UEP91		13.82										
	2-Wire VG Loop/2-Wire Voice Grade Port (Centrex)Port Combo - Design		2	UEP91		18.60										
	2-Wire VG Loop/2-Wire Voice Grade Port (Centrex)Port Combo - Design		3	UEP91		34.37										
	UNE Loop Rate															
	2-Wire Voice Grade Loop (SL 1) - Zone 1		1	UEP91	UECS1	9.64						7.86				
	2-Wire Voice Grade Loop (SL 1) - Zone 2		2	UEP91	UECS1	14.37						7.86				
	2-Wire Voice Grade Loop (SL 1) - Zone 3		3	UEP91	UECS1	30.59						7.86				
	2-Wire Voice Grade Loop (SL 2) - Zone 1		1	UEP91	UECS2	12.67						7.86				
	2-Wire Voice Grade Loop (SL 2) - Zone 2		2	UEP91	UECS2	17.45						7.86				
	2-Wire Voice Grade Loop (SL 2) - Zone 3		3	UEP91	UECS2	33.22						7.86				
	UNE Ports															
	All States (Except North Carolina and Sout Carolina)															
	2-Wire Voice Grade Port (Centrex) Basic Local Area			UEP91	UEPYA	1.15	21.29	15.49	2.85	2.67		7.86				
	2-Wire Voice Grade Port (Centrex 800 termination)Basic Local Area			UEP91	UEPYB	1.15	21.29	15.49	2.85	2.67		7.86				
	2-Wire Voice Grade Port (Centrex with Caller ID)1Basic Local Area			UEP91	UEPYH	1.15	21.29	15.49	2.85	2.67		7.86				
	2-Wire Voice Grade Port (Centrex from diff Serving Wire Center)2 Basic Local Area			UEP91	UEPYM	1.15	21.29	15.49	2.85	2.67		7.86				

UNBUNDLED NETWORK ELEMENTS - Kentucky

CATEGORY		RATE ELEMENTS	Interim	Zone	BCS	USOC	RATES(\$)					Svc Order Submitted Elec per LSR	Svc Order Submitted Manually per LSR	Incremental Charge - Manual Svc Order vs. Electronic-1st	Incremental Charge - Manual Svc Order vs. Electronic-Add'l	Incremental Charge - Manual Svc Order vs. Electronic-Disc 1st	Incremental Charge - Manual Svc Order vs. Electronic-Disc Add'l
							Rec	First	Add'l	First	Add'l	OSS Rates(\$)					
												SOMEc	SOMAN	SOMAN	SOMAN	SOMAN	SOMAN
		2-Wire Voice Grade Port, Diff Serving Wire Center - 800 Service Term - Basic Local Area			UEP91	UEPYZ	1.15	21.29	15.49	2.85	2.67		7.86				
		2-Wire Voice Grade Port terminated in on Megalink or equivalent - Basic Local Area			UEP91	UEPY9	1.15	21.29	15.49	2.85	2.67		7.86				
		2-Wire Voice Grade Port Terminated on 800 Service Term - Basic Local Area			UEP91	UEPY2	1.15	21.29	15.49	2.85	2.67		7.86				
	AL, KY, LA, MS, & TN Only												7.86				
		2-Wire Voice Grade Port (Centrex)			UEP91	UEPQA	1.15	21.29	15.49	2.85	2.67		7.86				
		2-Wire Voice Grade Port (Centrex 800 termination)			UEP91	UEPQB	1.15	21.29	15.49	2.85	2.67		7.86				
		2-Wire Voice Grade Port (Centrex with Caller ID)1			UEP91	UEPQH	1.15	21.29	15.49	2.85	2.67		7.86				
		2-Wire Voice Grade Port (Centrex from diff Serving Wire Center)2			UEP91	UEPQM	1.15	21.29	15.49	2.85	2.67		7.86				
		2-Wire Voice Grade Port, Diff Serving Wire Center - 800 Service Term			UEP91	UEPQZ	1.15	21.29	15.49	2.85	2.67		7.86				
		2-Wire Voice Grade Port terminated in on Megalink or equivalent			UEP91	UEPQ9	1.15	21.29	15.49	2.85	2.67		7.86				
		2-Wire Voice Grade Port Terminated on 800 Service Term			UEP91	UEPQ2	1.15	21.29	15.49	2.85	2.67		7.86				
	Local Switching																
		Centrex Intercom Functionality, per port			UEP91	URECS	0.8873						7.86				
	Local Number Portability																
		Local Number Portability (1 per port)			UEP91	LNPCc	0.35										
	Features																
		All Standard Features Offered, per port			UEP91	UEPVF	0.00						7.86				
		All Select Features Offered, per port			UEP91	UEPVS	0.00	405.66					7.86				
		All Centrex Control Features Offered, per port			UEP91	UEPVC	0.00						7.86				
	NARS																
		Unbundled Network Access Register - Combination			UEP91	UARCX	0.00	0.00	0.00				7.86				
		Unbundled Network Access Register - Indial			UEP91	UAR1X	0.00	0.00	0.00				7.86				
		Unbundled Network Access Register - Outdial			UEP91	UAROx	0.00	0.00	0.00				7.86				
	Miscellaneous Terminations																
	2-Wire Trunk Side																
		Trunk Side Terminations, each			UEP91	CENA6	10.51	92.18	15.82	52.16	5.30		7.86				
	Interoffice Channel Mileage - 2-Wire																
		Interoffice Channel Facilities Termination - Voice Grade			UEP91	MIGBC	29.11						7.86				
		Interoffice Channel mileage, per mile or fraction of mile			UEP91	MIGBM	0.01						7.86				
	Feature Activations (DS0) Centrex Loops on Channelized DS1 Service																
	D4 Channel Bank Feature Activations																
		Feature Activation on D-4 Channel Bank Centrex Loop Slot			UEP91	1PQWS	0.62						7.86				
		Feature Activation on D-4 Channel Bank FX line Side Loop Slot			UEP91	1PQW6	0.62						7.86				
		Feature Activation on D-4 Channel Bank FX Trunk Side Loop Slot			UEP91	1PQW7	0.62						7.86				
		Feature Activation on D-4 Channel Bank Centrex Loop Slot - Different Wire Center			UEP91	1PQWP	0.62						7.86				
		Feature Activation on D-4 Channel Bank Private Line Loop Slot			UEP91	1PQWV	0.62						7.86				
		Feature Activation on D-4 Channel Bank Tjle Line/Trunk Loop Slot			UEP91	1PQWQ	0.62						7.86				
		Feature Activation on D-4 Channel Bank WATS Loop Slot			UEP91	1PQWA	0.62						7.86				
	Non-Recurring Charges (NRC) Associated with UNE-P Centrex																
		Conversion - Currently Combined Switch-As-Is with allowed changes, per port			UEP91	USAC2		0.102	0.102				7.86				
		Conversion of Existing Centrex Common Block			UEP91	USACN		18.95	8.32								
		New Centrex Standard Common Block			UEP91	M1ACS	0.00	669.80	78.32	111.05	13.27		7.86				
		New Centrex Customized Common Block			UEP91	M1ACC	0.00	669.80	78.32	111.05	13.27		7.86				
		Secondary Block, per Block			UEP91	M2CC1	0.00	78.32	78.32	13.27	13.27		7.86				
		NAR Establishment Charge, Per Occasion			UEP91	URECA	0.00	72.75					7.86				
	UNE-P CENTREX - 5ESS (Valid in All States)																
	2-Wire VG Loop/2-Wire Voice Grade Port (Centrex) Combo																

UNBUNDLED NETWORK ELEMENTS - Kentucky

CATEGORY		RATE ELEMENTS	Interim	Zone	BCS	USOC	RATES(\$)				Svc Order Submitted Elec per LSR	Svc Order Submitted Manually per LSR	Incremental Charge - Manual Svc Order vs. Electronic-1st	Incremental Charge - Manual Svc Order vs. Electronic-Add'l	Incremental Charge - Manual Svc Order vs. Electronic-Disc 1st	Incremental Charge - Manual Svc Order vs. Electronic-Disc Add'l	
							Rec	First	Add'l	First	Add'l	SOMEc	SOMAN	SOMAN	SOMAN	SOMAN	SOMAN
		UNE Port/Loop Combination Rates (Non-Design)															
		2-Wire VG Loop/2-Wire Voice Grade Port (Centrex) Port Combo - Non-Design		1	UEP95		10.79										
		2-Wire VG Loop/2-Wire Voice Grade Port (Centrex)Port Combo - Non-Design		2	UEP95		15.52										
		2-Wire VG Loop/2-Wire Voice Grade Port (Centrex)Port Combo - Non-Design		3	UEP95		31.74										
		UNE Port/Loop Combination Rates (Design)															
		2-Wire VG Loop/2-Wire Voice Grade Port (Centrex) Port Combo - Design		1	UEP95		13.82										
		2-Wire VG Loop/2-Wire Voice Grade Port (Centrex)Port Combo - Design		2	UEP95		18.60										
		2-Wire VG Loop/2-Wire Voice Grade Port (Centrex)Port Combo - Design		3	UEP95		34.37										
		UNE Loop Rate															
		2-Wire Voice Grade Loop (SL 1) - Zone 1		1	UEP95	UECS1	9.64						7.86				
		2-Wire Voice Grade Loop (SL 1) - Zone 2		2	UEP95	UECS1	14.37						7.86				
		2-Wire Voice Grade Loop (SL 1) - Zone 3		3	UEP95	UECS1	30.59						7.86				
		2-Wire Voice Grade Loop (SL 2) - Zone 1		1	UEP95	UECS2	12.67						7.86				
		2-Wire Voice Grade Loop (SL 2) - Zone 2		2	UEP95	UECS2	17.45						7.86				
		2-Wire Voice Grade Loop (SL 2) - Zone 3		3	UEP95	UECS2	33.22						7.86				
		UNE Port Rate															
		All States															
		2-Wire Voice Grade Port (Centrex) Basic Local Area			UEP95	UEPYA	1.15	21.29	15.49	2.85	2.67		7.86				
		2-Wire Voice Grade Port (Centrex 800 termination)			UEP95	UEPYB	1.15	21.29	15.49	2.85	2.67		7.86				
		2-Wire Voice Grade Port (Centrex with Caller ID)1Basic Local Area			UEP95	UEPYH	1.15	21.29	15.49	2.85	2.67		7.86				
		2-Wire Voice Grade Port (Centrex from diff Serving Wire Center)2 Basic Local Area			UEP95	UEPYM	1.15	21.29	15.49	2.85	2.67		7.86				
		2-Wire Voice Grade Port, Diff Serving Wire Center - 800 Service Term - Basic Local Area			UEP95	UEPYZ	1.15	21.29	15.49	2.85	2.67		7.86				
		2-Wire Voice Grade Port terminated in on Megalink or equivalent - Basic Local Area			UEP95	UEPY9	1.15	21.29	15.49	2.85	2.67		7.86				
		2-Wire Voice Grade Port Terminated on 800 Service Term - Basic Local Area			UEP95	UEPY2	1.15	21.29	15.49	2.85	2.67		7.86				
		AL, KY, LA, MS, SC, & TN Only															
		2-Wire Voice Grade Port (Centrex)			UEP95	UEPQA	1.15	21.29	15.49	2.85	2.67		7.86				
		2-Wire Voice Grade Port (Centrex 800 termination)			UEP95	UEPQB	1.15	21.29	15.49	2.85	2.67		7.86				
		2-Wire Voice Grade Port (Centrex with Caller ID)1			UEP95	UEPQH	1.15	21.29	15.49	2.85	2.67		7.86				
		2-Wire Voice Grade Port (Centrex from diff Serving Wire Center)2			UEP95	UEPQM	1.15	21.29	15.49	2.85	2.67		7.86				
		2-Wire Voice Grade Port, Diff Serving Wire Center - 800 Service Term			UEP95	UEPQZ	1.15	21.29	15.49	2.85	2.67		7.86				
		2-Wire Voice Grade Port terminated in on Megalink or equivalent			UEP95	UEPQ9	1.15	21.29	15.49	2.85	2.67		7.86				
		2-Wire Voice Grade Port Terminated on 800 Service Term			UEP95	UEPQ2	1.15	21.29	15.49	2.85	2.67		7.86				
		Local Switching															
		Centrex Intercom Functionality, per port			UEP95	URECS	0.8873						7.86				
		Local Number Portability															
		Local Number Portability (1 per port)			UEP95	LNPCC	0.35										
		Features															
		All Standard Features Offered, per port			UEP95	UEPVF	0.00						7.86				
		All Select Features Offered, per port			UEP95	UEPVS	0.00	405.66					7.86				
		All Centrex Control Features Offered, per port			UEP95	UEPVC	0.00						7.86				
		NARS															
		Unbundled Network Access Register - Combination			UEP95	UARCX	0.00	0.00	0.00				7.86				
		Unbundled Network Access Register - Indial			UEP95	UAR 1X	0.00	0.00	0.00				7.86				
		Unbundled Network Access Register - Outdial			UEP95	UAROX	0.00	0.00	0.00				7.86				
		Miscellaneous Terminations															

UNBUNDLED NETWORK ELEMENTS - Kentucky

CATEGORY		RATE ELEMENTS	Interi m	Zone	BCS	USOC	RATES(\$)					Svc Order Submitted Elec per LSR	Svc Order Submitted Manually per LSR	Incremental Charge - Manual Svc Order vs. Electronic- 1st	Incremental Charge - Manual Svc Order vs. Electronic- Add'l	Incremental Charge - Manual Svc Order vs. Electronic- Disc 1st	Incremental Charge - Manual Svc Order vs. Electronic- Disc Add'l
							Nonrecurring		Nonrecurring Disconnect		OSS Rates(\$)						
							Rec	First	Add'l	First	Add'l	SOMEc	SOMAN	SOMAN	SOMAN	SOMAN	SOMAN
		2-Wire Trunk Side															
		Trunk Side Terminations, each			UEP95	CEND6	10.51	92.18	15.82	52.16	5.30		7.86				
		4-Wire Digital (1.544 Megabits)															
		DS1 Circuit Terminations, each			UEP95	M1HD1	74.77	164.86	77.74	60.69	3.86		7.86				
		DS0 Channels Activated, each			UEP95	M1HDO	0.00	15.09					7.86				
		Interoffice Channel Mileage - 2-Wire															
		Interoffice Channel Facilities Termination			UEP95	MIGBC	29.11						7.86				
		Interoffice Channel mileage, per mile or fraction of mile			UEP95	MIGBM	0.01						7.86				
		Feature Activations (DS0) Centrex Loops on Channelized DS1 Service															
		D4 Channel Bank Feature Activations											7.86				
		Feature Activation on D-4 Channel Bank Centrex Loop Slot			UEP95	1PQWS	0.62						7.86				
		Feature Activation on D-4 Channel Bank FX line Side Loop Slot			UEP95	1PQW6	0.62						7.86				
		Feature Activation on D-4 Channel Bank FX Trunk Side Loop Slot			UEP95	1PQW7	0.62						7.86				
		Feature Activation on D-4 Channel Bank Centrex Loop Slot - Different Wire Center			UEP95	1PQWP	0.62						7.86				
		Feature Activation on D-4 Channel Bank Private Line Loop Slot			UEP95	1PQWV	0.62						7.86				
		Feature Activation on D-4 Channel Bank Tjle Line/Trunk Loop Slot			UEP95	1PQWQ	0.62						7.86				
		Feature Activation on D-4 Channel Bank WATS Loop Slot			UEP95	1PQWA	0.62						7.86				
		Non-Recurring Charges (NRC) Associated with UNE-P Centrex															
		NRC Conversion Currently Combined Switch-As-Is with allowed changes, per port			UEP95	USAC2		0.102	0.102				7.86				
		Conversion of Existing Centrex Common Block, each			UEP95	USACN		18.95	8.32				7.86				
		New Centrex Standard Common Block			UEP95	M1ACS	0.00	669.80	78.32	111.05	13.27		7.86				
		New Centrex Customized Common Block			UEP95	M1ACC	0.00	669.80	78.32	111.05	13.27		7.86				
		NAR Establishment Charge, Per Occasion			UEP95	URECA	0.00	72.75					7.86				
		UNE-P CENTREX - DMS100 (Valid in All States)															
		2-Wire VG Loop/2-Wire Voice Grade Port (Centrex) Combo															
		UNE Port/Loop Combination Rates (Non-Design)															
		2-Wire VG Loop/2-Wire Voice Grade Port (Centrex) Port Combo - Non-Design		1	UEP9D		10.79										
		2-Wire VG Loop/2-Wire Voice Grade Port (Centrex)Port Combo - Non-Design		2	UEP9D		15.52										
		2-Wire VG Loop/2-Wire Voice Grade Port (Centrex)Port Combo - Non-Design		3	UEP9D		31.74										
		UNE Port/Loop Combination Rates (Design)															
		2-Wire VG Loop/2-Wire Voice Grade Port (Centrex) Port Combo - Design		1	UEP9D		13.82										
		2-Wire VG Loop/2-Wire Voice Grade Port (Centrex)Port Combo - Design		2	UEP9D		18.60										
		2-Wire VG Loop/2-Wire Voice Grade Port (Centrex)Port Combo - Design		3	UEP9D		34.37										
		UNE Loop Rate															
		2-Wire Voice Grade Loop (SL 1) - Zone 1		1	UEP9D	UECS1	9.64						7.86				
		2-Wire Voice Grade Loop (SL 1) - Zone 2		2	UEP9D	UECS1	14.37						7.86				
		2-Wire Voice Grade Loop (SL 1) - Zone 3		3	UEP9D	UECS1	30.59						7.86				
		2-Wire Voice Grade Loop (SL 2) - Zone 1		1	UEP9D	UECS2	12.67						7.86				
		2-Wire Voice Grade Loop (SL 2) - Zone 2		2	UEP9D	UECS2	17.45						7.86				
		2-Wire Voice Grade Loop (SL 2) - Zone 3		3	UEP9D	UECS2	33.22						7.86				
		UNE Port Rate															
		ALL STATES															
		2-Wire Voice Grade Port (Centrex) Basic Local Area			UEP9D	UEPYA	1.15	21.29	15.49	2.85	2.67		7.86				
		2-Wire Voice Grade Port (Centrex 800 termination)Basic Local Area			UEP9D	UEPYB	1.15	21.29	15.49	2.85	2.67		7.86				
		2-Wire Voice Grade Port (Centrex / EBS-PSET)3Basic Local Area			UEP9D	UEPYC	1.15	21.29	15.49	2.85	2.67		7.86				

UNBUNDLED NETWORK ELEMENTS - Kentucky													Attachment: 2		Exhibit: B		
CATEGORY	RATE ELEMENTS		Interim	Zone	BCS	USOC	RATES(\$)					Svc Order Submitted Elec per LSR	Svc Order Submitted Manually per LSR	Incremental Charge - Manual Svc Order vs. Electronic-1st	Incremental Charge - Manual Svc Order vs. Electronic-Add'l	Incremental Charge - Manual Svc Order vs. Electronic-Disc 1st	Incremental Charge - Manual Svc Order vs. Electronic-Disc Add'l
													OSS Rates(\$)				
							Rec	First	Add'l	First	Add'l	SOME C	SOMAN	SOMAN	SOMAN	SOMAN	SOMAN
		2-Wire Voice Grade Port (Centrex / EBS-M5009)3Basic Local Area			UEP9D	UEPYD	1.15	21.29	15.49	2.85	2.67		7.86				
		2-Wire Voice Grade Port (Centrex / EBS-M5209))3 Basic Local Area			UEP9D	UEPYE	1.15	21.29	15.49	2.85	2.67		7.86				
		2-Wire Voice Grade Port (Centrex / EBS-M5112))3 Basic Local Area			UEP9D	UEPYF	1.15	21.29	15.49	2.85	2.67		7.86				
		2-Wire Voice Grade Port (Centrex / EBS-M5312))3Basic Local Area			UEP9D	UEPYG	1.15	21.29	15.49	2.85	2.67		7.86				
		2-Wire Voice Grade Port (Centrex / EBS-M5008))3 Basic Local Area			UEP9D	UEPYT	1.15	21.29	15.49	2.85	2.67		7.86				
		2-Wire Voice Grade Port (Centrex / EBS-M5208))3 Basic Local Area			UEP9D	UEPYU	1.15	21.29	15.49	2.85	2.67		7.86				
		2-Wire Voice Grade Port (Centrex / EBS-M5216))3 Basic Local Area			UEP9D	UEPYV	1.15	21.29	15.49	2.85	2.67		7.86				
		2-Wire Voice Grade Port (Centrex / EBS-M5316))3 Basic Local Area			UEP9D	UEPY3	1.15	21.29	15.49	2.85	2.67		7.86				
		2-Wire Voice Grade Port (Centrex with Caller ID) Basic Local Area			UEP9D	UEPYH	1.15	21.29	15.49	2.85	2.67		7.86				
		2-Wire Voice Grade Port (Centrex/Caller ID/Msg Wtg Lamp Indication))3 Basic Local Area			UEP9D	UEPYW	1.15	21.29	15.49	2.85	2.67		7.86				
		2-Wire Voice Grade Port (Centrex/Msg Wtg Lamp Indication))3 Basic Local Area			UEP9D	UEPYJ	1.15	21.29	15.49	2.85	2.67		7.86				
		2-Wire Voice Grade Port (Centrex from diff Serving Wire Center) 2 Basic Local Area			UEP9D	UEPYM	1.15	21.29	15.49	2.85	2.67		7.86				
		2-Wire Voice Grade Port (Centrex/differ SWC /EBS-PSET)2, 3 Basic Local Area			UEP9D	UEPYO	1.15	21.29	15.49	2.85	2.67		7.86				
		2-Wire Voice Grade Port (Centrex/differ SWC /EBS-M5009)2, 3 Basic Local Area			UEP9D	UEPYP	1.15	21.29	15.49	2.85	2.67		7.86				
		2-Wire Voice Grade Port (Centrex/differ SWC /EBS-5209)2, 3 Basic Local Area			UEP9D	UEPYQ	1.15	21.29	15.49	2.85	2.67		7.86				
		2-Wire Voice Grade Port (Centrex/differ SWC /EBS-M5112)2, 3 Basic Local Area			UEP9D	UEPYR	1.15	21.29	15.49	2.85	2.67		7.86				
		2-Wire Voice Grade Port (Centrex/differ SWC /EBS-M5312)2, 3 Basic Local Area			UEP9D	UEPYS	1.15	21.29	15.49	2.85	2.67		7.86				
		2-Wire Voice Grade Port (Centrex/differ SWC /EBS-M5008)2, 3 Basic Local Area			UEP9D	UEPY4	1.15	21.29	15.49	2.85	2.67		7.86				
		2-Wire Voice Grade Port (Centrex/differ SWC /EBS-M5208)2, 3 Basic Local Area			UEP9D	UEPY5	1.15	21.29	15.49	2.85	2.67		7.86				
		2-Wire Voice Grade Port (Centrex/differ SWC /EBS-M5216)2, 3 Basic Local Area			UEP9D	UEPY6	1.15	21.29	15.49	2.85	2.67		7.86				
		2-Wire Voice Grade Port (Centrex/differ SWC /EBS-M5316)2, 3 Basic Local Area			UEP9D	UEPY7	1.15	21.29	15.49	2.85	2.67		7.86				
		2-Wire Voice Grade Port, Diff Serving Wire Center - 800 Service Term			UEP9D	UEPYZ	1.15	21.29	15.49	2.85	2.67		7.86				
		2-Wire Voice Grade Port terminated in on Megalink or equivalent Basic Local Area			UEP9D	UEPY9	1.15	21.29	15.49	2.85	2.67		7.86				
		2-Wire Voice Grade Port Terminated on 800 Service Term Basic Local Area			UEP9D	UEPY2	1.15	21.29	15.49	2.85	2.67		7.86				
	AL, KY, LA, MS, SC, & TN Only												7.86				
		2-Wire Voice Grade Port (Centrex)			UEP9D	UEPQA	1.15	21.29	15.49	2.85	2.67		7.86				
		2-Wire Voice Grade Port (Centrex 800 termination)			UEP9D	UEPQB	1.15	21.29	15.49	2.85	2.67		7.86				
		2-Wire Voice Grade Port (Centrex / EBS-PSET)3			UEP9D	UEPQC	1.15	21.29	15.49	2.85	2.67		7.86				
		2-Wire Voice Grade Port (Centrex / EBS-M5009)3			UEP9D	UEPQD	1.15	21.29	15.49	2.85	2.67		7.86				
		2-Wire Voice Grade Port (Centrex / EBS-M5209)3			UEP9D	UEPQE	1.15	21.29	15.49	2.85	2.67		7.86				
		2-Wire Voice Grade Port (Centrex / EBS-M5112)3			UEP9D	UEPQF	1.15	21.29	15.49	2.85	2.67		7.86				
		2-Wire Voice Grade Port (Centrex / EBS-M5312)3			UEP9D	UEPQG	1.15	21.29	15.49	2.85	2.67		7.86				
		2-Wire Voice Grade Port (Centrex / EBS-M5008)3			UEP9D	UEPQT	1.15	21.29	15.49	2.85	2.67		7.86				
		2-Wire Voice Grade Port (Centrex / EBS-M5208)3			UEP9D	UEPQU	1.15	21.29	15.49	2.85	2.67		7.86				
		2-Wire Voice Grade Port (Centrex / EBS-M5216)3			UEP9D	UEPQV	1.15	21.29	15.49	2.85	2.67		7.86				

UNBUNDLED NETWORK ELEMENTS - Kentucky												Attachment: 2		Exhibit: B		
CATEGORY	RATE ELEMENTS		Interim	Zone	BCS	USOC	RATES(\$)				Svc Order Submitted Elec per LSR	Svc Order Submitted Manually per LSR	Incremental Charge - Manual Svc Order vs. Electronic-1st	Incremental Charge - Manual Svc Order vs. Electronic-Add'l	Incremental Charge - Manual Svc Order vs. Electronic-Disc 1st	Incremental Charge - Manual Svc Order vs. Electronic-Disc Add'l
							Rec	Nonrecurring		Nonrecurring Disconnect		OSS Rates(\$)				
								First	Add'l	First	Add'l	SOMEc	SOMAN	SOMAN	SOMAN	SOMAN
		2-Wire Voice Grade Port (Centrex / EBS-M5316)3			UEP9D	UEPQ3	1.15	21.29	15.49	2.85	2.67		7.86			
		2-Wire Voice Grade Port (Centrex with Caller ID)			UEP9D	UEPQH	1.15	21.29	15.49	2.85	2.67		7.86			
		2-Wire Voice Grade Port (Centrex/Caller ID/Msg Wtg Lamp Indication)3			UEP9D	UEPQW	1.15	21.29	15.49	2.85	2.67		7.86			
		2-Wire Voice Grade Port (Centrex/Msg Wtg Lamp Indication)3			UEP9D	UEPQJ	1.15	21.29	15.49	2.85	2.67		7.86			
		2-Wire Voice Grade Port (Centrex from diff Serving Wire Center) 2			UEP9D	UEPQM	1.15	21.29	15.49	2.85	2.67		7.86			
		2-Wire Voice Grade Port (Centrex/differ SWC /EBS-PSET)2, 3			UEP9D	UEPQO	1.15	21.29	15.49	2.85	2.67		7.86			
		2-Wire Voice Grade Port (Centrex/differ SWC /EBS-M5009)2, 3			UEP9D	UEPQP	1.15	21.29	15.49	2.85	2.67		7.86			
		2-Wire Voice Grade Port (Centrex/differ SWC /EBS-5209)2, 3			UEP9D	UEPQQ	1.15	21.29	15.49	2.85	2.67		7.86			
		2-Wire Voice Grade Port (Centrex/differ SWC /EBS-M5112)2, 3			UEP9D	UEPQR	1.15	21.29	15.49	2.85	2.67		7.86			
		2-Wire Voice Grade Port (Centrex/differ SWC /EBS-M5312)2, 3			UEP9D	UEPQS	1.15	21.29	15.49	2.85	2.67		7.86			
		2-Wire Voice Grade Port (Centrex/differ SWC /EBS-M5008)2, 3			UEP9D	UEPQ4	1.15	21.29	15.49	2.85	2.67		7.86			
		2-Wire Voice Grade Port (Centrex/differ SWC /EBS-M5208)2, 3			UEP9D	UEPQ5	1.15	21.29	15.49	2.85	2.67		7.86			
		2-Wire Voice Grade Port (Centrex/differ SWC /EBS-M5216)2, 3			UEP9D	UEPQ6	1.15	21.29	15.49	2.85	2.67		7.86			
		2-Wire Voice Grade Port (Centrex/differ SWC /EBS-M5316)2, 3			UEP9D	UEPQ7	1.15	21.29	15.49	2.85	2.67		7.86			
		2-Wire Voice Grade Port, Diff Serving Wire Center - 800 Service Term			UEP9D	UEPQZ	1.15	21.29	15.49	2.85	2.67		7.86			
		2-Wire Voice Grade Port terminated in on Megalink or equivalent			UEP9D	UEPQ9	1.15	21.29	15.49	2.85	2.67		7.86			
		2-Wire Voice Grade Port Terminated on 800 Service Term			UEP9D	UEPQ2	1.15	21.29	15.49	2.85	2.67		7.86			
	Local Switching															
		Centrex Intercom Functionality, per port			UEP9D	URECS	0.8873						7.86			
	Local Number Portability															
		Local Number Portability (1 per port)			UEP9D	LNPC	0.35									
	Features															
		All Standard Features Offered, per port			UEP9D	UEPVF	0.00						7.86			
		All Select Features Offered, per port			UEP9D	UEPVS	0.00	405.66					7.86			
		All Centrex Control Features Offered, per port			UEP9D	UEPVC	0.00						7.86			
	NARS															
		Unbundled Network Access Register - Combination			UEP9D	UARCX	0.00	0.00	0.00				7.86			
		Unbundled Network Access Register - Inward			UEP9D	UAR1X	0.00	0.00	0.00				7.86			
		Unbundled Network Access Register - Outdial			UEP9D	UAROx	0.00	0.00	0.00				7.86			
	Miscellaneous Terminations															
	2-Wire Trunk Side															
		Trunk Side Terminations, each			UEP9D	CEND6	10.51	92.18	15.82	52.16	5.30		7.86			
	4-Wire Digital (1.544 Megabits)															
		DS1 Circuit Terminations, each			UEP9D	M1HD1	74.77	164.86	77.74	60.69	3.86		7.86			
		DS0 Channels Activated per Channel			UEP9D	M1HDO	0.00	15.09					7.86			
	Interoffice Channel Mileage - 2-Wire															
		Interoffice Channel Facilities Termination			UEP9D	MIGBC	29.11						7.86			
		Interoffice Channel mileage, per mile or fraction of mile			UEP9D	MIGBM	0.01						7.86			
	Feature Activations (DS0) Centrex Loops on Channelized DS1 Service															
	D4 Channel Bank Feature Activations															
		Feature Activation on D-4 Channel Bank Centrex Loop Slot			UEP9D	1PQWS	0.62						7.86			
		Feature Activation on D-4 Channel Bank FX line Side Loop Slot			UEP9D	1PQW6	0.62						7.86			
		Feature Activation on D-4 Channel Bank FX Trunk Side Loop Slot			UEP9D	1PQW7	0.62						7.86			
		Feature Activation on D-4 Channel Bank Centrex Loop Slot - Different Wire Center			UEP9D	1PQWP	0.62						7.86			

UNBUNDLED NETWORK ELEMENTS - Kentucky												Attachment: 2		Exhibit: B		
CATEGORY	RATE ELEMENTS	Interim	Zone	BCS	USOC	RATES(\$)					Svc Order Submitted Elec per LSR	Svc Order Submitted Manually per LSR	Incremental Charge - Manual Svc Order vs. Electronic-1st	Incremental Charge - Manual Svc Order vs. Electronic-Add'l	Incremental Charge - Manual Svc Order vs. Electronic-Disc 1st	Incremental Charge - Manual Svc Order vs. Electronic-Disc Add'l
							Nonrecurring		Nonrecurring Disconnect		OSS Rates(\$)					
						Rec	First	Add'l	First	Add'l	SOME C	SOMAN	SOMAN	SOMAN	SOMAN	SOMAN
	Feature Activation on D-4 Channel Bank Private Line Loop Slot			UEP9D	1PQWV	0.62						7.86				
	Feature Activation on D-4 Channel Bank Tjlie Line/Trunk Loop Slot			UEP9D	1PQWQ	0.62						7.86				
	Feature Activation on D-4 Channel Bank WATS Loop Slot			UEP9D	1PQWA	0.62						7.86				
	Non-Recurring Charges (NRC) Associated with UNE-P Centrex															
	NRC Conversion Currently Combined Switch-As-Is with allowed changes, per port			UEP9D	USAC2		0.102	0.102				7.86				
	Conversion of existing Centrex Common Block, each			UEP9D	USACN		18.95	8.32				7.86				
	New Centrex Standard Common Block			UEP9D	M1ACS	0.00	669.80	78.32	111.05	13.27		7.86				
	New Centrex Customized Common Block			UEP9D	M1ACC	0.00	669.80	78.32	111.05	13.27		7.86				
	NAR Establishment Charge, Per Occasion			UEP9D	URECA	0.00	72.75					7.86				
	UNE-P CENTREX - EWSD (Valid in AL, FL, KY, LA, MS & TN)															
	2-Wire VG Loop/2-Wire Voice Grade Port (Centrex) Combo															
	UNE Port/Loop Combination Rates (Non-Design)															
	2-Wire VG Loop/2-Wire Voice Grade Port (Centrex) Port Combo - Non-Design		1	UEP9E		10.79										
	2-Wire VG Loop/2-Wire Voice Grade Port (Centrex)Port Combo - Non-Design		2	UEP9E		15.52										
	2-Wire VG Loop/2-Wire Voice Grade Port (Centrex)Port Combo - Non-Design		3	UEP9E		31.74										
	UNE Port/Loop Combination Rates (Design)															
	2-Wire VG Loop/2-Wire Voice Grade Port (Centrex) Port Combo - Design		1	UEP9E		13.82										
	2-Wire VG Loop/2-Wire Voice Grade Port (Centrex)Port Combo - Design		2	UEP9E		18.60										
	2-Wire VG Loop/2-Wire Voice Grade Port (Centrex)Port Combo - Design		3	UEP9E		34.37										
	UNE Loop Rate															
	2-Wire Voice Grade Loop (SL 1) - Zone 1		1	UEP9E	UECS1	9.64						7.86				
	2-Wire Voice Grade Loop (SL 1) - Zone 2		2	UEP9E	UECS1	14.37						7.86				
	2-Wire Voice Grade Loop (SL 1) - Zone 3		3	UEP9E	UECS1	30.59						7.86				
	2-Wire Voice Grade Loop (SL 2) - Zone 1		1	UEP9E	UECS2	12.67						7.86				
	2-Wire Voice Grade Loop (SL 2) - Zone 2		2	UEP9E	UECS2	17.45						7.86				
	2-Wire Voice Grade Loop (SL 2) - Zone 3		3	UEP9E	UECS2	33.22						7.86				
	UNE Port Rate															
	AL, FL, KY, LA, MS, & TN only															
	2-Wire Voice Grade Port (Centrex) Basic Local Area			UEP9E	UEPYA	1.15	21.29	15.49	2.85	2.67		7.86				
	2-Wire Voice Grade Port (Centrex 800 termination)Basic Local Area			UEP9E	UEPYB	1.15	21.29	15.49	2.85	2.67		7.86				
	2-Wire Voice Grade Port (Centrex with Caller ID)1Basic Local Area			UEP9E	UEPYH	1.15	21.29	15.49	2.85	2.67		7.86				
	2-Wire Voice Grade Port (Centrex from diff Serving Wire Center)2 Basic Local Area			UEP9E	UEPYM	1.15	21.29	15.49	2.85	2.67		7.86				
	2-Wire Voice Grade Port, Diff Serving Wire Center - 800 Service Term - Basic Local Area			UEP9E	UEPYZ	1.15	21.29	15.49	2.85	2.67		7.86				
	2-Wire Voice Grade Port terminated in on Megalink or equivalent - Basic Local Area			UEP9E	UEPY9	1.15	21.29	15.49	2.85	2.67		7.86				
	2-Wire Voice Grade Port Terminated on 800 Service Term - Basic Local Area			UEP9E	UEPY2	1.15	21.29	15.49	2.85	2.67		7.86				
	AL, KY, LA, MS, & TN Only															
	2-Wire Voice Grade Port (Centrex)			UEP9E	UEPQA	1.15	21.29	15.49	2.85	2.67		7.86				
	2-Wire Voice Grade Port (Centrex 800 termination)			UEP9E	UEPQB	1.15	21.29	15.49	2.85	2.67		7.86				
	2-Wire Voice Grade Port (Centrex with Caller ID)1			UEP9E	UEPQH	1.15	21.29	15.49	2.85	2.67		7.86				
	2-Wire Voice Grade Port (Centrex from diff Serving Wire Center)2			UEP9E	UEPQM	1.15	21.29	15.49	2.85	2.67		7.86				
	2-Wire Voice Grade Port, Diff Serving Wire Center - 800 Service Term			UEP9E	UEPQZ	1.15	21.29	15.49	2.85	2.67		7.86				

UNBUNDLED NETWORK ELEMENTS - Kentucky

CATEGORY		RATE ELEMENTS	Interim	Zone	BCS	USOC	RATES(\$)				Svc Order Submitted Elec per LSR	Svc Order Submitted Manually per LSR	Incremental Charge - Manual Svc Order vs. Electronic-1st	Incremental Charge - Manual Svc Order vs. Electronic-Add'l	Incremental Charge - Manual Svc Order vs. Electronic-Disc 1st	Incremental Charge - Manual Svc Order vs. Electronic-Disc Add'l
							Nonrecurring		Nonrecurring Disconnect		OSS Rates(\$)					
						Rec	First	Add'l	First	Add'l	SOMEc	SOMAN	SOMAN	SOMAN	SOMAN	SOMAN
		2-Wire Voice Grade Port terminated in on Megalink or equivalent			UEP9E	UEPQ9	1.15	21.29	15.49	2.85	2.67		7.86			
		2-Wire Voice Grade Port Terminated on 800 Service Term			UEP9E	UEPQ2	1.15	21.29	15.49	2.85	2.67		7.86			
		Local Switching														
		Centrex Intercom Funtionality, per port			UEP9E	URECS	0.8873						7.86			
		Local Number Portability														
		Local Number Portability (1 per port)			UEP9E	LNPCC	0.35						7.86			
		Features														
		All Standard Features Offered, per port			UEP9E	UEPVF	0.00						7.86			
		All Select Features Offered, per port			UEP9E	UEPVS	0.00	405.66					7.86			
		All Centrex Control Features Offered, per port			UEP9E	UEPVC	0.00						7.86			
		NARS														
		Unbundled Network Access Register - Combination			UEP9E	UARCX	0.00	0.00	0.00							
		Unbundled Network Access Register - Indial			UEP9E	UAR1X	0.00	0.00	0.00							
		Unbundled Network Access Register - Outdial			UEP9E	UAROx	0.00	0.00	0.00							
		Miscellaneous Terminations														
		2-Wire Trunk Side														
		Trunk Side Terminations, each			UEP9E	CEND6	10.51	92.18	15.82	52.16	5.30		7.86			
		4-Wire Digital (1.544 Megabits)														
		DS1 Circuit Terminations, each			UEP9E	M1HD1	74.77	164.86	77.74	60.69	3.86		7.86			
		DS0 Channel Activated Per Channel			UEP9E	M1HDO	0.00	15.09					7.86			
		Interoffice Channel Mileage - 2-Wire														
		Interoffice Channel Facilities Termination			UEP9E	MIGBC	29.11						7.86			
		Interoffice Channel mileage, per mile or fraction of mile			UEP9E	MIGBM	0.01						7.86			
		Feature Activations (DS0) Centrex Loops on Channelized DS1 Service														
		D4 Channel Bank Feature Activations														
		Feature Activation on D-4 Channel Bank Centrex Loop Slot			UEP9E	1PQWS	0.62						7.86			
		Feature Activation on D-4 Channel Bank FX line Side Loop Slot			UEP9E	1PQW6	0.62						7.86			
		Feature Activation on D-4 Channel Bank FX Trunk Side Loop Slot			UEP9E	1PQW7	0.62						7.86			
		Feature Activation on D-4 Channel Bank Centrex Loop Slot - Different Wire Center			UEP9E	1PQWP	0.62						7.86			
		Feature Activation on D-4 Channel Bank Private Line Loop Slot			UEP9E	1PQWV	0.62						7.86			
		Feature Activation on D-4 Channel Bank Tjlie Line/Trunk Loop Slot			UEP9E	1PQWQ	0.62						7.86			
		Feature Activation on D-4 Channel Bank WATS Loop Slot			UEP9E	1PQWA	0.62						7.86			
		Non-Recurring Charges (NRC) Associated with UNE-P Centrex														
		NRC Conversion Currently Combined Switch-As-Is with allowed changes, per port			UEP9E	USAC2		0.102	0.102				7.86			
		Conversion of Existing Centrex Common Block, each			UEP9E	USACN		18.95	8.32							
		New Centrex Standard Common Block			UEP9E	M1ACS	0.00	669.80	78.32	111.05	13.27		7.86			
		New Centrex Customized Common Block			UEP9E	M1ACC	0.00	669.80	78.32	111.05	13.27		7.86			
		NAR Establishment Charge, Per Occasion			UEP9E	URECA	0.00	72.75					7.86			
		UNE-P CENTREX - DCO - Valid in AL, KY, LA, MS, & TN)														
		2-Wire VG Loop/2-Wire Voice Grade Port (Centrex) Combo														
		UNE Port/Loop Combination Rates (Non-Design)														
		2-Wire VG Loop/2-Wire Voice Grade Port (Centrex) Port Combo - Non-Design		1	UEP93		10.79									
		2-Wire VG Loop/2-Wire Voice Grade Port (Centrex)Port Combo - Non-Design		2	UEP93		15.52									
		2-Wire VG Loop/2-Wire Voice Grade Port (Centrex)Port Combo - Non-Design		3	UEP93		31.74									
		UNE Port/Loop Combination Rates (Design)														
		2-Wire VG Loop/2-Wire Voice Grade Port (Centrex) Port Combo - Design		1	UEP93		13.82									
		2-Wire VG Loop/2-Wire Voice Grade Port (Centrex)Port Combo - Design		2	UEP93		18.60									

UNBUNDLED NETWORK ELEMENTS - Kentucky

CATEGORY		RATE ELEMENTS	Interim	Zone	BCS	USOC	RATES(\$)				Svc Order Submitted Elec per LSR	Svc Order Submitted Manually per LSR	Incremental Charge - Manual Svc Order vs. Electronic-1st	Incremental Charge - Manual Svc Order vs. Electronic-Add'l	Incremental Charge - Manual Svc Order vs. Electronic-Disc 1st	Incremental Charge - Manual Svc Order vs. Electronic-Disc Add'l						
							Rec	First	Add'l	First	Add'l	OSS Rates(\$)					SOMEc	SOMAN	SOMAN	SOMAN	SOMAN	SOMAN
		2-Wire VG Loop/2-Wire Voice Grade Port (Centrex)Port Combo - Design		3	UEP93		34.37															
		UNE Loop Rate																				
		2-Wire Voice Grade Loop (SL 1) - Zone 1		1	UEP93	UECS1	9.64															
		2-Wire Voice Grade Loop (SL 1) - Zone 2		2	UEP93	UECS1	14.37															
		2-Wire Voice Grade Loop (SL 1) - Zone 3		3	UEP93	UECS1	30.59															
		2-Wire Voice Grade Loop (SL 2) - Zone 1		1	UEP93	UECS2	12.67															
		2-Wire Voice Grade Loop (SL 2) - Zone 2		2	UEP93	UECS2	17.45															
		2-Wire Voice Grade Loop (SL 2) - Zone 3		3	UEP93	UECS2	33.22															
		UNE Port Rate																				
		AL, KY, LA, MS, & TN only																				
		2-Wire Voice Grade Port (Centrex) Basic Local Area			UEP93	UEPYA	1.15	21.29	15.49	2.85	2.67		7.86									
		2-Wire Voice Grade Port (Centrex 800 termination)Basic Local Area			UEP93	UEPYB	1.15	21.29	15.49	2.85	2.67		7.86									
		2-Wire Voice Grade Port (Centrex with Caller ID)1Basic Local Area			UEP93	UEPYH	1.15	21.29	15.49	2.85	2.67		7.86									
		2-Wire Voice Grade Port (Centrex from diff Serving Wire Center)2 Basic Local Area			UEP93	UEPYM	1.15	21.29	15.49	2.85	2.67		7.86									
		2-Wire Voice Grade Port, Diff Serving Wire Center - 800 Service Term - Basic Local Area			UEP93	UEPYZ	1.15	21.29	15.49	2.85	2.67		7.86									
		2-Wire Voice Grade Port terminated in on Megalink or equivalent - Basic Local Area			UEP93	UEPY9	1.15	21.29	15.49	2.85	2.67		7.86									
		2-Wire Voice Grade Port Terminated on 800 Service Term - Basic Local Area			UEP93	UEPY2	1.15	21.29	15.49	2.85	2.67		7.86									
		2-Wire Voice Grade Port (Centrex)			UEP93	UEPQA	1.15	21.29	15.49	2.85	2.67		7.86									
		2-Wire Voice Grade Port (Centrex 800 termination)			UEP93	UEPQB	1.15	21.29	15.49	2.85	2.67		7.86									
		2-Wire Voice Grade Port (Centrex with Caller ID)1			UEP93	UEPQH	1.15	21.29	15.49	2.85	2.67		7.86									
		2-Wire Voice Grade Port (Centrex from diff Serving Wire Center)2			UEP93	UEPQM	1.15	21.29	15.49	2.85	2.67		7.86									
		2-Wire Voice Grade Port, Diff Serving Wire Center - 800 Service Term			UEP93	UEPQZ	1.15	21.29	15.49	2.85	2.67		7.86									
		2-Wire Voice Grade Port terminated in on Megalink or equivalent			UEP93	UEPQ9	1.15	21.29	15.49	2.85	2.67		7.86									
		2-Wire Voice Grade Port Terminated on 800 Service Term			UEP93	UEPQ2	1.15	21.29	15.49	2.85	2.67		7.86									
		Local Switching																				
		Centrex Intercom Functionality, per port			UEP93	URECS	0.8873						7.86									
		Local Number Portability																				
		Local Number Portability (1 per port)			UEP93	LNCCC	0.35															
		Features																				
		All Standard Features Offered, per port			UEP93	UEPVF	0.00						7.86									
		All Centrex Control Features Offered, per port			UEP93	UEPVC	0.00						7.86									
		NARS																				
		Unbundled Network Access Register - Combination			UEP93	UARCX	0.00	0.00	0.00													
		Unbundled Network Access Register - Indial			UEP93	UAR1X	0.00	0.00	0.00													
		Unbundled Network Access Register - Outdial			UEP93	UAROx	0.00	0.00	0.00													
		Miscellaneous Terminations																				
		2-Wire Trunk Side																				
		Trunk Side Terminations, each			UEP93	CEND6	10.51	92.18	15.82	52.16	5.30		7.86									
		4-Wire Digital (1.544 Megabits)																				
		DS1 Circuit Terminations, each			UEP93	M1HD1	74.77	164.86	77.74	60.69	3.86		7.86									
		DS0 Channels Activated, Per Channel			UEP93	M1HDO	0.00	15.09					7.86									
		Interoffice Channel Mileage - 2-Wire																				
		Interoffice Channel Facilities Termination			UEP93	MIGBC	29.11						7.86									
		Interoffice Channel mileage, per mile or fraction of mile			UEP93	MIGBM	0.01						7.86									
		Feature Activations (DS0) Centrex Loops on Channelized DS1 Service																				
		D4 Channel Bank Feature Activations																				
		Feature Activation on D-4 Channel Bank Centrex Loop Slot			UEP93	1PQWS	0.62						7.86									
		Feature Activation on D-4 Channel Bank FX Line Side Loop Slot			UEP93	1PQW6	0.62						7.86									

UNBUNDLED NETWORK ELEMENTS - Kentucky												Attachment: 2		Exhibit: B		
CATEGORY	RATE ELEMENTS	Interim	Zone	BCS	USOC	RATES(\$)					Svc Order Submitted Elec per LSR	Svc Order Submitted Manually per LSR	Incremental Charge - Manual Svc Order vs. Electronic-1st	Incremental Charge - Manual Svc Order vs. Electronic-Add'l	Incremental Charge - Manual Svc Order vs. Electronic-Disc 1st	Incremental Charge - Manual Svc Order vs. Electronic-Disc Add'l
							Nonrecurring		Nonrecurring Disconnect		OSS Rates(\$)					
						Rec	First	Add'l	First	Add'l	SOME C	SOMAN	SOMAN	SOMAN	SOMAN	SOMAN
	Feature Activation on D-4 Channel Bank FX Trunk Side Loop Slot			UEP93	1PQW7	0.62						7.86				
	Feature Activation on D-4 Channel Bank Centrex Loop Slot - Different Wire Center			UEP93	1PQWP	0.62						7.86				
	Feature Activation on D-4 Channel Bank Private Line Loop Slot			UEP93	1PQWV	0.62						7.86				
	Feature Activation on D-4 Channel Bank Tie Line/Trunk Loop Slot			UEP93	1PQWQ	0.62						7.86				
	Feature Activation on D-4 Channel Bank WATS Loop Slot			UEP93	1PQWA	0.62						7.86				
	Non-Recurring Charges (NRC) Associated with UNE-P Centrex															
	NRC Conversion Currently Combined Switch-As-Is with allowed changes, per port			UEP93	USAC2		0.102	0.102				7.86				
	Conversion of Existing Centrex Common Block, each			UEP93	USACN		18.95	8.32				7.86				
	New Centrex Standard Common Block			UEP93	M1ACS	0.00	669.80	78.32	111.05	13.27		7.86				
	New Centrex Customized Common Block			UEP93	M1ACC	0.00	669.80	78.32	111.05	13.27		7.86				
	NAR Establishment Charge, Per Occasion			UEP93	URECA	0.00	72.75					7.86				
	Note 1 - Required Port for Centrex Control in 1AESS, 5ESS & EWSD															
	Note 2 - Requires Interoffice Channel Mileage															
	Note 3 - Requires Specific Customer Premises Equipment															
	NOTE: Rates displaying an "R" in Interim column are interim and subject to rate true-up as set forth in General Terms and Conditions.															

UNBUNDLED NETWORK ELEMENTS - Louisiana											Attachment: 2		Exhibit: B	
CATEGORY	RATE ELEMENTS	Interim	Zone	BCS	USOC	RATES(\$)			Svc Order Submitted Elec per LSR	Svc Order Submitted Manually per LSR	Incremental Charge - Manual Svc Order vs. Electronic-1st	Incremental Charge - Manual Svc Order vs. Electronic-Add'l	Incremental Charge - Manual Svc Order vs. Electronic-Disc 1st	Incremental Charge - Manual Svc Order vs. Electronic-Disc Add'l
						Rec	First	Add'l	First	Add'l	OSS Rates(\$)			
											SOME C	SOMAN	SOMAN	SOMAN
The "Zone" shown in the sections for stand-alone loops or loops as part of a combination refers to Geographically Deaveraged UNE Zones. To view Geographically Deaveraged UNE Zone Designations by Central Office, refer to Internet Website: http://www.interconnection.bellsouth.com/become_a_clec/html/interconnection.htm														
OPERATIONAL SUPPORT SYSTEMS														
NOTE: (1) Electronic Service Order: CLEC should contact its contract negotiator if it prefers the state specific electronic service ordering charges as ordered by the State Commissions. The electronic service ordering charge currently contained in this rate exhibit is the BellSouth regional electronic service ordering charge. CLEC may elect either the state specific Commission ordered rates for the electronic service ordering charges, or CLEC may elect the regional electronic service ordering charge.														
NOTE: (2) Any element that can be ordered electronically will be billed according to the SOME C rate listed in this category. Please refer to BellSouth's Business Rules for Local Ordering (BBR-LO) to determine if a product can be ordered electronically. For those elements that cannot be ordered electronically at present per the BBR-LO, the listed SOME C rate in this category reflects the charge that would be billed to a CLEC once electronic ordering capabilities come on-line for that element. Otherwise, the manual ordering charge, SOMAN, will be applied to a CLECs bill when it submits an LSR to BellSouth.														
	Electronic OSS Charge, per LSR, submitted via BST's OSS Interactive Interfaces (Regional)				SOME C		3.50							
UNBUNDLED EXCHANGE ACCESS LOOP														
2-WIRE ANALOG VOICE GRADE LOOP														
	2-Wire Analog Voice Grade Loop - Service Level 1- Zone 1		1	UEANL	UEAL2		12.90		36.54				15.20	
	2-Wire Analog Voice Grade Loop - Service Level 1- Zone 2		2	UEANL	UEAL2		23.33		36.54				15.20	
	2-Wire Analog Voice Grade Loop - Service Level 1- Zone 3		3	UEANL	UEAL2		48.43		36.54				15.20	
	Loop Testing - Basic 1st Half Hour			UEANL	URET1				33.17				15.20	
	Loop Testing - Basic Additional Half Hour			UEANL	URETA				19.28				15.20	
	CLEC to CLEC Conversion Charge Without Outside Dispatch (UVL-SL1)			UEANL	UREWO				15.75				15.20	
	Engineering Information Document (EI)			UEANL					13.04					
	Manual Order Coordination for UVL-SL1s (per loop)			UEANL	UEAMC				7.92					
	Order Coordination for Specified Conversion Time for UVL-SL1 (per LSR)			UEANL	OCOSL				17.56					
2-WIRE UNBUNDLED COPPER LOOP														
	2-Wire Unbundled Copper Loop - Non-Designed Zone 1	I	1	UEQ	UEQ2X		12.40		35.27				15.20	
	2 Wire Unbundled Copper Loop - Non-Designed - Zone 2	I	2	UEQ	UEQ2X		14.32		35.27				15.20	
	2 Wire Unbundled Copper Loop - Non-Designed - Zone 3	I	3	UEQ	UEQ2X		16.87		35.27				15.20	
	Order Coordination 2 Wire Unbundled Copper Loop - Non-Designed (per loop)			UEQ	USBMC				7.92					
	Engineering Information Document			UEQ					13.04					
	Loop Testing - Basic 1st Half Hour			UEQ	URET1				33.17				15.20	
	Loop Testing - Basic Additional Half Hour			UEQ	URETA				19.28				15.20	
	CLEC to CLEC Conversion Charge Without Outside Dispatch (UCL-ND)			UEQ	UREWO				14.25				15.20	
UNBUNDLED EXCHANGE ACCESS LOOP														
2-WIRE ANALOG VOICE GRADE LOOP														
	2 Wire Analog Voice Grade Loop-Service Level 1-Line Splitting-Zone 1		1	UEPSR UEPSB	UEALS		12.90		36.54		16.87	0.00	0.00	15.20
	2 Wire Analog Voice Grade Loop-Service Level 1-Line Splitting-Zone 1		1	UEPSR UEPSB	UEABS		12.90		36.54		16.87	0.00	0.00	15.20
	2 Wire Analog Voice Grade Loop- Service Level 1-Line Splitting-Zone 2		2	UEPSR UEPSB	UEALS		23.33		36.54		16.87	0.00	0.00	15.20
	2 Wire Analog Voice Grade Loop- Service Level 1-Line Splitting-Zone 2		2	UEPSR UEPSB	UEABS		23.33		36.54		16.87	0.00	0.00	15.20
	2 Wire Analog Voice Grade Loop-Service Level 1-Line Splitting-Zone 3		3	UEPSR UEPSB	UEALS		48.43		36.54		16.87	0.00	0.00	15.20
	2 Wire Analog Voice Grade Loop-Service Level 1-Line Splitting-Zone 3		3	UEPSR UEPSB	UEABS		48.43		36.54		16.87	0.00	0.00	15.20
UNBUNDLED EXCHANGE ACCESS LOOP														
2-WIRE ANALOG VOICE GRADE LOOP														
	2-Wire Analog Voice Grade Loop - Service Level 2 w/Loop or Ground Start Signaling - Zone 1		1	UEA	UEAL2		14.93		102.10		65.72			
	2-Wire Analog Voice Grade Loop - Service Level 2 w/Loop or Ground Start Signaling - Zone 2		2	UEA	UEAL2		25.35		102.10		65.72		15.20	
	2-Wire Analog Voice Grade Loop - Service Level 2 w/Loop or Ground Start Signaling - Zone 3		3	UEA	UEAL2		50.46		102.10		65.72		15.20	
	Order Coordination for Specified Conversion Time (per LSR)			UEA	OCOSL				17.56					

UNBUNDLED NETWORK ELEMENTS - Louisiana												Attachment: 2		Exhibit: B			
CATEGORY	RATE ELEMENTS		Interim	Zone	BCS	USOC	RATES(\$)				Svc Order Submitted Elec per LSR	Svc Order Submitted Manually per LSR	Incremental Charge - Manual Svc Order vs. Electronic-1st	Incremental Charge - Manual Svc Order vs. Electronic-Add'l	Incremental Charge - Manual Svc Order vs. Electronic-Disc 1st	Incremental Charge - Manual Svc Order vs. Electronic-Disc Add'l	
								Nonrecurring		Nonrecurring Disconnect		OSS Rates(\$)					
							Rec	First	Add'l	First	Add'l	SOMEc	SOMAN	SOMAN	SOMAN	SOMAN	SOMAN
		2-Wire Analog Voice Grade Loop - Service Level 2 w/Reverse Battery Signaling - Zone 1		1	UEA	UEAR2	14.93	102.10	65.72				15.20				
		2-Wire Analog Voice Grade Loop - Service Level 2 w/Reverse Battery Signaling - Zone 2		2	UEA	UEAR2	25.35	102.10	65.72				15.20				
		2-Wire Analog Voice Grade Loop - Service Level 2 w/Reverse Battery Signaling - Zone 3		3	UEA	UEAR2	50.46	102.10	65.72				15.20				
		Order Coordination for Specified Conversion Time (per LSR)			UEA	OCOSL		17.56									
		CLEC to CLEC Conversion Charge without outside dispatch			UEA	UREWO		87.59	36.30				15.20				
	4-WIRE ANALOG VOICE GRADE LOOP																
		4-Wire Analog Voice Grade Loop - Zone 1		1	UEA	UEAL4	30.81	127.40	91.02				15.20				
		4-Wire Analog Voice Grade Loop - Zone 2		2	UEA	UEAL4	38.32	127.40	91.02				15.20				
		4-Wire Analog Voice Grade Loop - Zone 3		3	UEA	UEAL4	60.39	127.40	91.02				15.20				
		Order Coordination for Specified Conversion Time (per LSR)			UEA	OCOSL		17.56									
		CLEC to CLEC Conversion Charge without outside dispatch			UEA	UREWO		87.59	36.30				15.20				
	2-WIRE ISDN DIGITAL GRADE LOOP																
		2-Wire ISDN Digital Grade Loop - Zone 1		1	UDN	U1L2X	22.09	113.34	76.96				15.20				
		2-Wire ISDN Digital Grade Loop - Zone 2		2	UDN	U1L2X	35.28	113.34	76.96				15.20				
		2-Wire ISDN Digital Grade Loop - Zone 3		3	UDN	U1L2X	65.18	113.34	76.96				15.20				
		Order Coordination For Specified Conversion Time (per LSR)			UDN	OCOSL		17.56									
		CLEC to CLEC Conversion Charge without outside dispatch			UDN	UREWO		91.49	44.09				15.20				
	2-WIRE Universal Digital Channel (UDC) COMPATIBLE LOOP																
		2-Wire Universal Digital Channel (UDC) Compatible Loop - Zone 1		1	UDC	UDC2X	22.09	113.34	76.96				15.20				
		2-Wire Universal Digital Channel (UDC) Compatible Loop - Zone 2		2	UDC	UDC2X	35.28	113.34	76.96				15.20				
		2-Wire Universal Digital Channel (UDC) Compatible Loop - Zone 3		3	UDC	UDC2X	65.18	113.34	76.96				15.20				
		CLEC to CLEC Conversion Charge without outside dispatch			UDC	UREWO		91.49	44.09				15.20				
	2-WIRE ASYMMETRICAL DIGITAL SUBSCRIBER LINE (ADSL) COMPATIBLE LOOP																
		2 Wire Unbundled ADSL Loop including manual service inquiry & facility reservation - Zone 1		1	UAL	UAL2X	12.29	117.08	68.36				15.20				
		2 Wire Unbundled ADSL Loop including manual service inquiry & facility reservation - Zone 2		2	UAL	UAL2X	14.09	117.08	68.36				15.20				
		2 Wire Unbundled ADSL Loop including manual service inquiry & facility reservation - Zone 3		3	UAL	UAL2X	15.75	117.08	68.36				15.20				
		Order Coordination for Specified Conversion Time (per LSR)			UAL	OCOSL		17.56									
		2 Wire Unbundled ADSL Loop without manual service inquiry & facility reservaton - Zone 1		1	UAL	UAL2W	12.29	92.83	56.02				15.20				
		2 Wire Unbundled ADSL Loop without manual service inquiry & facility reservaton - Zone 2		2	UAL	UAL2W	14.09	92.83	56.02				15.20				
		2 Wire Unbundled ADSL Loop without manual service inquiry & facility reservaton - Zone 3		3	UAL	UAL2W	15.75	92.83	56.02				15.20				
		Order Coordination for Specified Conversion Time (per LSR)			UAL	OCOSL		17.56									
		CLEC to CLEC Conversion Charge without outside dispatch			UAL	UREWO		86.07	40.34				15.20				
	2-WIRE HIGH BIT RATE DIGITAL SUBSCRIBER LINE (HDSL) COMPATIBLE LOOP																
		2 Wire Unbundled HDSL Loop including manual service inquiry & facility reservation - Zone 1		1	UHL	UHL2X	9.79	125.50	76.77				15.20				
		2 Wire Unbundled HDSL Loop including manual service inquiry & facility reservation - Zone 2		2	UHL	UHL2X	11.52	125.50	76.77				15.20				
		2 Wire Unbundled HDSL Loop including manual service inquiry & facility reservation - Zone 3		3	UHL	UHL2X	12.74	125.50	76.77				15.20				
		Order Coordination for Specified Conversion Time (per LSR)			UHL	OCOSL		17.56									
		2 Wire Unbundled HDSL Loop without manual service inquiry and facility reservation - Zone 1		1	UHL	UHL2W	9.79	101.24	64.43				15.20				
		2 Wire Unbundled HDSL Loop without manual service inquiry and facility reservation - Zone 2		2	UHL	UHL2W	11.52	101.24	64.43				15.20				
		2 Wire Unbundled HDSL Loop without manual service inquiry and facility reservation - Zone 3		3	UHL	UHL2W	12.74	101.24	64.43				15.20				
		Order Coordination for Specified Conversion Time (per LSR)			UHL	OCOSL		17.56									

UNBUNDLED NETWORK ELEMENTS - Louisiana											Attachment: 2		Exhibit: B	
CATEGORY	RATE ELEMENTS	Interim	Zone	BCS	USOC	RATES(\$)			Svc Order Submitted Elec per LSR	Svc Order Submitted Manually per LSR	Incremental Charge - Manual Svc Order vs. Electronic-1st	Incremental Charge - Manual Svc Order vs. Electronic-Add'l	Incremental Charge - Manual Svc Order vs. Electronic-Disc 1st	Incremental Charge - Manual Svc Order vs. Electronic-Disc Add'l
						Rec	First	Add'l	First	Add'l	OSS Rates(\$)			
											SOMEc	SOMAN	SOMAN	SOMAN
	CLEC to CLEC Conversion Charge without outside dispatch			UHL	UREWO		86.00	40.34				15.20		
	4-WIRE HIGH BIT RATE DIGITAL SUBSCRIBER LINE (HDSL) COMPATIBLE LOOP													
	4 Wire Unbundled HDSL Loop including manual service inquiry and facility reservation - Zone 1		1	UHL	UHL4X	16.24	153.26	104.54				15.20		
	4-Wire Unbundled HDSL Loop including manual service inquiry and facility reservation - Zone 2		2	UHL	UHL4X	16.65	153.26	104.54				15.20		
	4-Wire Unbundled HDSL Loop including manual service inquiry and facility reservation - Zone 3		3	UHL	UHL4X	17.34	153.26	104.54				15.20		
	Order Coordination for Specified Conversion Time (per LSR)			UHL	OCOSL		17.56							
	4-Wire Unbundled HDSL Loop without manual service inquiry and facility reservation - Zone 1		1	UHL	UHL4W	16.24	129.00	92.20				15.20		
	4-Wire Unbundled HDSL Loop without manual service inquiry and facility reservation - Zone 2		2	UHL	UHL4W	16.65	129.00	92.20				15.20		
	4-Wire Unbundled HDSL Loop without manual service inquiry and facility reservation - Zone 3		3	UHL	UHL4W	17.34	129.00	92.20				15.20		
	Order Coordination for Specified Conversion Time (per LSR)			UHL	OCOSL		17.56							
	CLEC to CLEC Conversion Charge without outside dispatch			UHL	UREWO		86.00	40.34				15.20		
	4-WIRE DS1 DIGITAL LOOP													
	4-Wire DS1 Digital Loop - Zone 1		1	USL	USLXX	85.70	245.16	152.98				15.20		
	4-Wire DS1 Digital Loop - Zone 2		2	USL	USLXX	194.96	245.16	152.98				15.20		
	4-Wire DS1 Digital Loop - Zone 3		3	USL	USLXX	491.94	245.16	152.98				15.20		
	Order Coordination for Specified Conversion Time (per LSR)			USL	OCOSL		17.56							
	CLEC to CLEC Conversion Charge without outside dispatch			USL	UREWO		100.93	42.98				15.20		
	4-WIRE 19.2, 56 OR 64 KBPS DIGITAL GRADE LOOP													
	4 Wire Unbundled Digital 19.2 Kbps		1	UDL	UDL19	30.99	121.86	85.48				15.20		
	4 Wire Unbundled Digital 19.2 Kbps		2	UDL	UDL19	36.78	121.86	85.48				15.20		
	4 Wire Unbundled Digital 19.2 Kbps		3	UDL	UDL19	38.92	121.86	85.48				15.20		
	4 Wire Unbundled Digital Loop 56 Kbps - Zone 1		1	UDL	UDL56	30.99	121.86	85.48				15.20		
	4 Wire Unbundled Digital Loop 56 Kbps - Zone 2		2	UDL	UDL56	36.78	121.86	85.48				15.20		
	4 Wire Unbundled Digital Loop 56 Kbps - Zone 3		3	UDL	UDL56	38.92	121.86	85.48				15.20		
	Order Coordination for Specified Conversion Time (per LSR)			UDL	OCOSL		17.56							
	4 Wire Unbundled Digital Loop 64 Kbps - Zone 1		1	UDL	UDL64	30.99	121.86	85.48				15.20		
	4 Wire Unbundled Digital Loop 64 Kbps - Zone 2		2	UDL	UDL64	36.78	121.86	85.48				15.20		
	4 Wire Unbundled Digital Loop 64 Kbps - Zone 3		3	UDL	UDL64	38.92	121.86	85.48				15.20		
	Order Coordination for Specified Conversion Time (per LSR)			UDL	OCOSL		17.56							
	CLEC to CLEC Conversion Charge without outside dispatch			UDL	UREWO		101.97	49.67				15.20		
	2-WIRE Unbundled COPPER LOOP													
	2-Wire Unbundled Copper Loop/Short including manual service inquiry & facility reservation - Zone 1		1	UCL	UCLPB	12.29	116.18	67.46				15.20		
	2-Wire Unbundled Copper Loop/Short including manual service inquiry & facility reservation - Zone 2		2	UCL	UCLPB	14.09	116.18	67.46				15.20		
	2 Wire Unbundled Copper Loop/Short including manual service inquiry & facility reservation - Zone 3		3	UCL	UCLPB	15.75	116.18	67.46				15.20		
	Order Coordination for Unbundled Copper Loops (per loop)			UCL	UCLMC		7.92	7.92						
	2-Wire Unbundled Copper Loop/Short without manual service inquiry and facility reservation - Zone 1		1	UCL	UCLPW	12.29	91.92	55.12				15.20		
	2-Wire Unbundled Copper Loop/Short without manual service inquiry and facility reservation - Zone 2		2	UCL	UCLPW	14.09	91.92	55.12				15.20		
	2-Wire Unbundled Copper Loop/Short without manual service inquiry and facility reservation - Zone 3		3	UCL	UCLPW	15.75	91.92	55.12				15.20		
	Order Coordination for Unbundled Copper Loops (per loop)			UCL	UCLMC		7.92	7.92						
	2-Wire Unbundled Copper Loop/Long - includes manual svc. inquiry and facility reservation - Zone 1		1	UCL	UCL2L	17.21	116.18	67.46				15.20		
	2-Wire Unbundled Copper Loop/Long - includes manual svc. inquiry and facility reservation - Zone 2		2	UCL	UCL2L	24.98	116.18	67.46				15.20		
	2-Wire Unbundled Copper Loop/Long - includes manual svc. inquiry and facility reservation - Zone 3		3	UCL	UCL2L	39.57	116.18	67.46				15.20		
	Order Coordination for Unbundled Copper Loops (per loop)			UCL	UCLMC		7.92	7.92						

UNBUNDLED NETWORK ELEMENTS - Louisiana												Attachment: 2		Exhibit: B			
CATEGORY		RATE ELEMENTS	Interim	Zone	BCS	USOC	RATES(\$)				Svc Order Submitted Elec per LSR	Svc Order Submitted Manually per LSR	Incremental Charge - Manual Svc Order vs. Electronic-1st	Incremental Charge - Manual Svc Order vs. Electronic-Add'l	Incremental Charge - Manual Svc Order vs. Electronic-Disc 1st	Incremental Charge - Manual Svc Order vs. Electronic-Disc Add'l	
								Nonrecurring		Nonrecurring Disconnect		OSS Rates(\$)					
							Rec	First	Add'l	First	Add'l	SOME C	SOMAN	SOMAN	SOMAN	SOMAN	SOMAN
		2-Wire Unbundled Copper Loop/Long - without manual service inquiry and facility reservation - Zone 1		1	UCL	UCL2W	17.21	91.92	55.12				15.20				
		2-Wire Unbundled Copper Loop/Long - without manual service inquiry and facility reservation - Zone 2		2	UCL	UCL2W	24.98	91.92	55.12				15.20				
		2-Wire Unbundled Copper Loop/Long - without manual service inquiry and facility reservation - Zone 3		3	UCL	UCL2W	39.57	91.92	55.12				15.20				
		Order Coordination for Unbundled Copper Loops (per loop)			UCL	UCLMC		7.92	7.92								
		CLEC to CLEC Conversion Charge without outside dispatch (UCL-Des)			UCL	UREWO		91.92	42.47				15.20				
		4-WIRE COPPER LOOP															
		4-Wire Copper Loop/Short - including manual service inquiry and facility reservation - Zone 1		1	UCL	UCL4S	22.27	139.69	90.96				15.20				
		4-Wire Copper Loop/Short - including manual service inquiry and facility reservation - Zone 2		2	UCL	UCL4S	18.95	139.69	90.96				15.20				
		4-Wire Copper Loop/Short - including manual service inquiry and facility reservation - Zone 3		3	UCL	UCL4S	10.99	139.69	90.96				15.20				
		Order Coordination for Unbundled Copper Loops (per loop)			UCL	UCLMC		7.92	7.92								
		4-Wire Copper Loop/Short - without manual service inquiry and facility reservation - Zone 1		1	UCL	UCL4W	22.27	115.43	78.63				15.20				
		4-Wire Copper Loop/Short - without manual service inquiry and facility reservation - Zone 2		2	UCL	UCL4W	18.95	115.43	78.63				15.20				
		4-Wire Copper Loop/Short - without manual service inquiry and facility reservation - Zone 3		3	UCL	UCL4W	10.99	115.43	78.63				15.20				
		Order Coordination for Unbundled Copper Loops (per loop)			UCL	UCLMC		7.92	7.92								
		4-Wire Unbundled Copper Loop/Long - includes manual svc. inquiry and facility reservation - Zone 1		1	UCL	UCL4L	26.17	139.69	90.96				15.20				
		4-Wire Unbundled Copper Loop/Long - includes manual svc. inquiry and facility reservation - Zone 2		2	UCL	UCL4L	28.47	139.69	90.96				15.20				
		4-Wire Unbundled Copper Loop/Long - includes manual svc. inquiry and facility reservation - Zone 3		3	UCL	UCL4L	62.93	139.69	90.96				15.20				
		Order Coordination for Unbundled Copper Loops (per loop)			UCL	UCLMC		7.92	7.92								
		4-Wire Unbundled Copper Loop/Long - without manual svc. inquiry and facility reservation - Zone 1		1	UCL	UCL4O	26.17	115.43	78.63				15.20				
		4-Wire Unbundled Copper Loop/Long - without manual svc. inquiry and facility reservation - Zone 2		2	UCL	UCL4O	28.47	115.43	78.63				15.20				
		4-Wire Unbundled Copper Loop/Long - without manual svc. inquiry and facility reservation - Zone 3		3	UCL	UCL4O	62.93	115.43	78.63				15.20				
		Order Coordination for Unbundled Copper Loops (per loop)			UCL	UCLMC		7.92	7.92								
		CLEC to CLEC Conversion Charge without outside dispatch (UCL-Des)			UCL	UREWO		91.92	42.47				15.20				
		LOOP MODIFICATION															
		Unbundled Loop Modification, Removal of Load Coils - 2 Wire pair less than or equal to 18k ft			UAL, UHL, UCL, UEQ, ULS, UEA, UEANL, UDL, UDC, UDN, UDL, USL	ULM2L		0.00	0.00				15.20				
		Unbundled Loop Modification, Removal of Load Coils - 2 wire greater than 18k ft			UCL, ULS	ULM2G		0.00	0.00				15.20				
		Unbundled Loop Modification Removal of Load Coils - 4 Wire less than or equal to 18K ft			UHL, UCL	ULM4L		0.00	0.00				15.20				
		Unbundled Loop Modification Removal of Load Coils - 4 Wire pair greater than 18k ft			UCL	ULM4G		0.00	0.00				15.20				
		Unbundled Loop Modification Removal of Bridged Tap Removal, per unbundled loop			UAL, UHL, UCL, UEQ, UEF, ULS, UEA, UEANL, UDL, UDC, UDN, UDL, USL	ULMBT		12.15	12.15				15.20				
SUB-LOOPS																	
		Sub-Loop Distribution															

UNBUNDLED NETWORK ELEMENTS - Louisiana													Attachment: 2		Exhibit: B	
CATEGORY	RATE ELEMENTS	Interi m	Zone	BCS	USOC	RATES(\$)				Svc Order Submitted Elec per LSR	Svc Order Submitted Manually per LSR	Incremental Charge - Manual Svc Order vs. Electronic- 1st	Incremental Charge - Manual Svc Order vs. Electronic- Add'l	Incremental Charge - Manual Svc Order vs. Electronic- Disc 1st	Incremental Charge - Manual Svc Order vs. Electronic- Disc Add'l	
							Nonrecurring		Nonrecurring Disconnect		OSS Rates(\$)					
						Rec	First	Add'l	First	Add'l	SOMECE	SOMAN	SOMAN	SOMAN	SOMAN	SOMAN
	Sub-Loop - Per Cross Box Location - CLEC Feeder Facility Set-Up	I		UEANL	USBSA		144.09	144.09				15.20				
	Sub-Loop - Per Cross Box Location - Per 25 Pair Panel Set-Up	I		UEANL	USBSB		10.99	10.99				15.20				
	Sub-Loop - Per Building Equipment Room - CLEC Feeder Facility Set-Up	I		UEANL	USBSC		86.16	86.16				15.20				
	Sub-Loop - Per Building Equipment Room - Per 25 Pair Panel Set-Up	I		UEANL	USBSD		27.13	27.13				15.20				
	Sub-Loop Distribution Per 2-Wire Analog Voice Grade Loop - Zone 1	I	1	UEANL	USBN2	7.57	63.89	30.06				15.20				
	Sub-Loop Distribution Per 2-Wire Analog Voice Grade Loop - Zone 2	I	2	UEANL	USBN2	12.75	63.89	30.06				15.20				
	Sub-Loop Distribution Per 2-Wire Analog Voice Grade Loop - Zone 3	I	3	UEANL	USBN2	21.45	63.89	30.06				15.20				
	Order Coordination for Unbundled Sub-Loops, per sub-loop pair			UEANL	USBMC		7.92	7.92								
	Sub-Loop Distribution Per 4-Wire Analog Voice Grade Loop - Zone 1		1	UEANL	USBN4	11.76	76.75	42.92				15.20				
	Sub-Loop Distribution Per 4-Wire Analog Voice Grade Loop - Zone 2		2	UEANL	USBN4	16.84	76.75	42.92				15.20				
	Sub-Loop Distribution Per 4-Wire Analog Voice Grade Loop - Zone 3		3	UEANL	USBN4	19.27	76.75	42.92				15.20				
	Order Coordination for Unbundled Sub-Loops, per sub-loop pair			UEANL	USBMC		7.92	7.92								
	Sub-Loop 2-Wire Intrabuilding Network Cable (INC)	I		UEANL	USBR2	2.91	51.48	17.65				15.20				
	Order Coordination for Unbundled Sub-Loops, per sub-loop pair			UEANL	USBMC		7.92	7.92								
	Sub-Loop 4-Wire Intrabuilding Network Cable (INC)	I		UEANL	USBR4	6.58	57.54	23.71				15.20				
	Order Coordination for Unbundled Sub-Loops, per sub-loop pair			UEANL	USBMC		7.92	7.92								
	2 Wire Copper Unbundled Sub-Loop Distribution - Zone 1	I	1	UEF	UCS2X	6.26	63.89	30.06				15.20				
	2 Wire Copper Unbundled Sub-Loop Distribution - Zone 2	I	2	UEF	UCS2X	10.07	63.89	30.06				15.20				
	2 Wire Copper Unbundled Sub-Loop Distribution - Zone 3	I	3	UEF	UCS2X	12.70	63.89	30.06				15.20				
	Order Coordination for Unbundled Sub-Loops, per sub-loop pair			UEF	USBMC		7.92	7.92								
	4 Wire Copper Unbundled Sub-Loop Distribution - Zone 1	I	1	UEF	UCS4X	8.03	76.75	42.92				15.20				
	4 Wire Copper Unbundled Sub-Loop Distribution - Zone 2	I	2	UEF	UCS4X	10.71	76.75	42.92				15.20				
	4 Wire Copper Unbundled Sub-Loop Distribution - Zone 3	I	3	UEF	UCS4X	6.08	76.75	42.92				15.20				
	Order Coordination for Unbundled Sub-Loops, per sub-loop pair			UEF	USBMC		7.92	7.92								
	Unbundled Sub-Loop Modification															
	Unbundled Sub-Loop Modification - 2-W Copper Dist Load Coil/Equip Removal per 2-W PR			UEF	ULM2X		0.00	0.00				15.20				
	Unbundled Sub-loop Modification - 4-W Copper Dist Load Coil/Equip Removal per 4-W PR			UEF	ULM4X		0.00	0.00				15.20				
	Unbundled Sub-loop Modification - 2-w/4-w Copper Dist Bridged Tap Removal, per PR unloaded			UEF	ULM4T		224.55	4.29				15.20				
	Unbundled Network Terminating Wire (UNTW)															
	Unbundled Network Terminating Wire (UNTW) per Pair			UENTW	UENPP	0.3454	14.72	14.72				15.20				
	Network Interface Device (NID)															
	Network Interface Device (NID) - 1-2 lines			UENTW	UND12		42.26	27.83				15.20				
	Network Interface Device (NID) - 1-6 lines			UENTW	UND16		62.86	48.43				15.20				
	Network Interface Device Cross Connect - 2 W			UENTW	UNDC2		5.73	5.73				15.20				
	Network Interface Device Cross Connect - 4W			UENTW	UNDC4		5.73	5.73				15.20				
SUB-LOOPS																
	Sub-Loop Feeder															
	USL-Feeder, DS0 Set-up per Cross Box location - CLEC Distribution Facility set-up			UEA, UDN, UCL, UDL, UDC	USBFW		144.09					15.20				

UNBUNDLED NETWORK ELEMENTS - Louisiana										Attachment: 2		Exhibit: B			
CATEGORY	RATE ELEMENTS	Interim	Zone	BCS	USOC	RATES(\$)			Svc Order Submitted Elec per LSR	Svc Order Submitted Manually per LSR	Incremental Charge - Manual Svc Order vs. Electronic-1st	Incremental Charge - Manual Svc Order vs. Electronic-Add'l	Incremental Charge - Manual Svc Order vs. Electronic-Disc 1st	Incremental Charge - Manual Svc Order vs. Electronic-Disc Add'l	
						Rec	First	Add'l	First	Add'l	OSS Rates(\$)				
											SOME C	SOMAN	SOMAN	SOMAN	SOMAN
	USL Feeder - DS0 Set-up per Cross Box location - per 25 pair set-up			UEA, UDN, UCL, UDL, UDC	USBFX		10.99	10.99				15.20			
	USL Feeder DS1 Set-up at DSX location, per DS1 termination			USL	USBFZ		568.98	11.30				15.20			
	Unbundled Sub-Loop Feeder Loop, 2 Wire Ground Start, Voice Grade - Zone 1		1	UEA	USBFA	8.71	89.81	54.35				15.20			
	Unbundled Sub-Loop Feeder Loop, 2 Wire Ground-Start, Voice Grade - Zone 2		2	UEA	USBFA	13.64	89.81	54.35				15.20			
	Unbundled Sub-Loop Feeder Loop, Per 2 Wire Ground-Start, Voice Grade - Zone 3		3	UEA	USBFA	30.21	89.81	54.35				15.20			
	Order Coordination for Specified Conversion Time, per LSR			UEA	OCOSL		17.56								
	Unbundled Sub-Loop Feeder Loop, 2 Wire Loop-Start, Voice Grade - Zone 1		1	UEA	USBFB	8.71	89.81	54.35				15.20			
	Unbundled Sub-Loop Feeder Loop, 2 Wire Loop-Start, Voice Grade - Zone 2		2	UEA	USBFB	13.64	89.81	54.35				15.20			
	Unbundled Sub-Loop Feeder Loop, 2 Wire Start Loop, Voice Grade - Zone 3		3	UEA	USBFB	30.21	89.81	54.35				15.20			
	Order Coordination for Specified Time Conversion, per LSR			UEA	OCOSL		17.56								
	Unbundled Sub-Loop Feeder Loop, 2 Wire Reverse Battery, Voice Grade - Zone 1		1	UEA	USBFC	8.71	89.81	54.35				15.20			
	Unbundled Sub-Loop Feeder Loop, 2 Wire Reverse Battery, Voice Grade - Zone 2		2	UEA	USBFC	13.64	89.81	54.35				15.20			
	Unbundled Sub-Loop Feeder Loop, 2 Wire Analog Reverse Battery, Voice Grade - Zone 3		3	UEA	USBFC	30.21	89.81	54.35				15.20			
	Order Coordination For Specified Conversion Time, per LSR			UEA	OCOSL		17.56								
	Unbundled Sub-Loop Feeder Loop, 4 Wire Ground-Start, Voice Grade - Zone 1		1	UEA	USBFD	21.44	103.69	67.31				15.20			
	Unbundled Sub-Loop Feeder Loop, 4 Wire Ground-Start, Voice Grade - Zone 2		2	UEA	USBFD	24.66	103.69	67.31				15.20			
	Unbundled Sub-Loop Feeder Loop, 4 Wire Ground Start, Voice Grade - Zone 3		3	UEA	USBFD	42.84	103.69	67.31				15.20			
	Order Coordination For Specified Conversion Time, Per LSR			UEA	OCOSL		17.56								
	Unbundled Sub-Loop Feeder Loop, 4 Wire Loop-Start, Voice Grade - Zone 1		1	UEA	USBFE	21.44	103.69	67.31				15.20			
	Unbundled Sub-Loop Feeder Loop, 4 Wire Loop-Start, Voice Grade - Zone 2		2	UEA	USBFE	24.66	103.69	67.31				15.20			
	Unbundled Sub-Loop Feeder Loop, 4 Wire Loop-Start, Voice Grade - Zone 3		3	UEA	USBFE	42.84	103.69	67.31				15.20			
	Order Coordination For Specified Conversion Time, Per LSR			UEA	OCOSL		17.56								
	Unbundled Sub-Loop Feeder Loop, 2 Wire ISDN BRI - Zone 1		1	UDN	USBFF	15.44	102.58	66.20				15.20			
	Unbundled Sub-Loop Feeder Loop, 2-Wire ISDN BRI - Zone 2		2	UDN	USBFF	23.32	102.58	66.20				15.20			
	Unbundled Sub-Loop Feeder Loop, 2-Wire ISDN BRI - Zone 3		3	UDN	USBFF	44.57	102.58	66.20				15.20			
	Order Coordination For Specified Conversion Time, Per LSR			UDN	OCOSL		17.56								
	Unbundled Sub-Loop Feeder, 2 Wire UDC (IDSL compatible)		1	UDC	USBFS	15.44	102.58	66.20				15.20			
	Unbundled Sub-Loop Feeder, 2 Wire UDC (IDSL compatible)		2	UDC	USBFS	23.32	102.58	66.20				15.20			
	Unbundled Sub-Loop Feeder, 2 Wire UDC (IDSL compatible)		3	UDC	USBFS	44.57	102.58	66.20				15.20			
	Unbundled Sub-Loop Feeder Loop, 4-Wire DS1 - Zone 1		1	USL	USBFG	55.38	98.15	61.77				15.20			
	Unbundled Sub-Loop Feeder Loop, 4-Wire DS1 - Zone 2		2	USL	USBFG	167.83	98.15	61.77				15.20			
	Unbundled Sub-Loop Feeder Loop, 4-Wire DS1 - Zone 3		3	USL	USBFG	469.87	98.15	61.77				15.20			
	Order Coordination For Specified Conversion Time, Per LSR			USL	OCOSL		17.56								
	Unbundled Sub-Loop Feeder, 2-Wire Copper Loop - Zone 1		1	UCL	USBFH	6.96	81.36	44.98				15.20			
	Unbundled Sub-Loop Feeder Loop, 2-Wire Copper Loop - Zone 2		2	UCL	USBFH	4.97	81.36	44.98				15.20			
	Unbundled Sub-Loop Feeder Loop, 2-Wire Copper Loop - Zone 3		3	UCL	USBFH	3.99	81.36	44.98				15.20			
	Order Coordination For Specified Conversion Time, per LSR			UCL	OCOSL		17.56								
	Sub-Loop Feeder - Per 4-Wire Copper Loop - Zone 1		1	UCL	USBFJ	15.68	98.07	61.69				15.20			
	Sub-Loop Feeder - Per 4-Wire Copper Loop - Zone 2		2	UCL	USBFJ	9.68	98.07	61.69				15.20			
	Sub-Loop Feeder - Per 4-Wire Copper Loop - Zone 3		3	UCL	USBFJ	6.39	98.07	61.69				15.20			
	Order Coordination For Specified Conversion Time, per LSR			UCL	OCOSL		17.56								

UNBUNDLED NETWORK ELEMENTS - Louisiana													Attachment: 2		Exhibit: B		
CATEGORY	RATE ELEMENTS		Interim	Zone	BCS	USOC	RATES(\$)					Svc Order Submitted Elec per LSR	Svc Order Submitted Manually per LSR	Incremental Charge - Manual Svc Order vs. Electronic-1st	Incremental Charge - Manual Svc Order vs. Electronic-Add'l	Incremental Charge - Manual Svc Order vs. Electronic-Disc 1st	Incremental Charge - Manual Svc Order vs. Electronic-Disc Add'l
								Nonrecurring		Nonrecurring Disconnect				OSS Rates(\$)			
							Rec	First	Add'l	First	Add'l	SOMEc	SOMAN	SOMAN	SOMAN	SOMAN	SOMAN
		Sub-Loop Feeder - Per 4-Wire 19.2 Kbps Digital Grade Loop		1	UDL	USBFN	22.61	98.15	61.77				15.20				
		Sub-Loop Feeder - Per 4-Wire 19.2 Kbps Digital Grade Loop		2	UDL	USBFN	22.87	98.15	61.77				15.20				
		Sub-Loop Feeder - Per 4-Wire 19.2 Kbps Digital Grade Loop		3	UDL	USBFN	24.25	98.15	61.77				15.20				
		Sub-Loop Feeder - Per 4-Wire 56 Kbps Digital Grade Loop - Zone 1		1	UDL	USBFO	22.61	98.15	61.77				15.20				
		Sub-Loop Feeder - Per 4-Wire 56 Kbps Digital Grade Loop - Zone 2		2	UDL	USBFO	22.87	98.15	61.77				15.20				
		Sub-Loop Feeder - Per 4-Wire 56 Kbps Digital Grade Loop - Zone 3		3	UDL	USBFO	24.25	98.15	61.77				15.20				
		Order Coordination For Specified Time Conversion, per LSR			UDL	OCOSL		17.56									
		Sub-Loop Feeder - Per 4-Wire 64 Kbps Digital Grade Loop - Zone 1		1	UDL	USBFP	22.61	98.15	61.77				15.20				
		Sub-Loop Feeder - Per 4-Wire 64 Kbps Digital Grade Loop - Zone 2		2	UDL	USBFP	22.87	98.15	61.77				15.20				
		Sub-Loop Feeder - Per 4-Wire 64 Kbps Digital Grade Loop - Zone 3		3	UDL	USBFP	24.25	98.15	61.77				15.20				
		Order Coordination For Specified Conversion Time, per LSR			UDL	OCOSL		17.56									
SUB-LOOPS																	
	Sub-Loop Feeder																
		Sub Loop Feeder - DS3 - Per Mile Per Month			UE3	1L5SL	17.00										
		Sub Loop Feeder - DS3 - Facility Termination Per Month			UE3	USBF1	368.44	3,381.00	406.56				15.20				
		Sub Loop Feeder - STS-1 - Per Mile Per Month			UDLSX	1L5SL	17.00										
		Sub Loop Feeder - STS-1 - Facility Termination Per Month			UDLSX	USBF7	395.92	3,381.00	406.56				15.20				
		Sub Loop Feeder - OC-3 - Per Mile Per Month			UDLO3	1L5SL	12.90										
		Sub Loop Feeder - OC-3 - Facility Termination Protection Per Month			UDLO3	USBF5	60.45										
		Sub Loop Feeder - OC-3 - Facility Termination Per Month			UDLO3	USBF2	594.77	3,381.00	406.56				15.20				
		Sub Loop Feeder - OC-12 - Per Mile Per Month			UDL12	1L5SL	15.87										
		Sub Loop Feeder - OC-12 - Facility Termination Protection Per Month			UDL12	USBF6	683.03										
		Sub Loop Feeder - OC-12 - Facility Termination Per Month			UDL12	USBF3	1,922.00	3,381.00	406.56				15.20				
		Sub Loop Feeder - OC-48 - Per Mile Per Month			UDL48	1L5SL	52.07										
		Sub Loop Feeder - OC-48 - Facility Termination Protection Per Month			UDL48	USBF9	341.64										
		Sub Loop Feeder - OC-48 - Facility Termination Per Month			UDL48	USBF4	1,663.00	3,566.00	406.56				15.20				
		Sub Loop Feeder - OC-12 Interface On OC-48			UDL48	USBF8	385.45	787.24	406.56				15.20				
UNBUNDLED LOOP CONCENTRATION																	
		Unbundled Loop Concentration - System A (TR008)			ULC	UCT8A	374.26	316.00	316.00				15.20				
		Unbundled Loop Concentration - System B (TR008)			ULC	UCT8B	53.40	131.67	131.67				15.20				
		Unbundled Loop Concentration - System A (TR303)			ULC	UCT3A	412.08	316.00	316.00				15.20				
		Unbundled Loop Concentration - System B (TR303)			ULC	UCT3B	89.98	131.67	131.67				15.20				
		Unbundled Loop Concentration - DS1 Loop Interface Card			ULC	UCTCO	5.12	61.46	44.74				15.20				
		Unbundled Loop Concentration - ISDN Loop Interface (Brite Card)			UDN	ULCC1	8.12	10.23	10.18				15.20				
		Unbundled Loop Concentration - UDC Loop Interface (Brite Card)			UDC	ULCCU	8.12	10.23	10.18				15.20				
		Unbundled Loop Concentration - -2 Wire Voice-Loop Start or Ground Start Loop Interface (POTS Card)			UEA	ULCC2	2.03	10.23	10.18				15.20				
		Unbundled Loop Concentration - 2 Wire Voice - Reverse Battery Loop Interface (SPOTS Card)			UEA	ULCCR	12.07	10.23	10.18				15.20				
		Unbundled Loop Concentration - 4 Wire Voice Loop Interface (Specials Card)			UEA	ULCC4	7.20	10.23	10.18				15.20				
		Unbundled Loop Concentration - TEST CIRCUIT Card			ULC	UCTTC	35.19	10.23	10.18				15.20				
		Unbundled Loop Concentration - Digital 19.2 Kbps Data Loop Interface			UDL	ULCC7	10.67	10.23	10.18				15.20				
		Unbundled Loop Concentration - Digital 56 Kbps Data Loop Interface			UDL	ULCC5	10.67	10.23	10.18				15.20				
		Unbundled Loop Concentration - Digital 64 Kbps Data Loop Interface			UDL	ULCC6	10.67	10.23	10.18				15.20				

UNBUNDLED NETWORK ELEMENTS - Louisiana

CATEGORY	RATE ELEMENTS		Interim	Zone	BCS	USOC	RATES(\$)				Svc Order Submitted Elec per LSR	Svc Order Submitted Manually per LSR	Incremental Charge - Manual Svc Order vs. Electronic-1st	Incremental Charge - Manual Svc Order vs. Electronic-Add'l	Incremental Charge - Manual Svc Order vs. Electronic-Disc 1st	Incremental Charge - Manual Svc Order vs. Electronic-Disc Add'l
							Nonrecurring		Nonrecurring Disconnect		OSS Rates(\$)					
						Rec	First	Add'l	First	Add'l	SOME C	SOMAN	SOMAN	SOMAN	SOMAN	SOMAN
UNE OTHER, PROVISIONING ONLY - NO RATE																
		NID - Dispatch and Service Order for NID installation			UENTW	UNDBX										
		UNTW Circuit Id Establishment, Provisioning Only - No Rate			UENTW	UENCE										
		Unbundled Contract Name, Provisioning Only - No Rate			UEANL,UEF,UEQ,UENTW	UNECN										
UNE OTHER, PROVISIONING ONLY - NO RATE																
		Unbundled Contact Name, Provisioning Only - no rate			UAL,UCL,UDC,UDL,UDN,UEA,UHL,ULC	UNECN	0.00	0.00								
		Unbundled Sub-Loop Feeder-2 Wire Cross Box Jumper - no rate			UEA,UDN,UCL,UDC	USBFQ	0.00	0.00								
		Unbundled Sub-Loop Feeder-4 Wire Cross Box Jumper - no rate			UEA,USL,UCL,UDL	USBFR	0.00	0.00								
		Unbundled DS1 Loop - Superframe Format Option - no rate			USL	CCOSF	0.00	0.00								
		Unbundled DS1 Loop - Expanded Superframe Format option - no rate			USL	CCOEF	0.00	0.00								
HIGH CAPACITY UNBUNDLED LOCAL LOOP																
		High Capacity Unbundled Local Loop - DS3 - Per Mile per month			UE3	1L5ND	10.04									
		High Capacity Unbundled Local Loop - DS3 - Facility Termination per month			UE3	UE3PX	362.34	438.46	256.30			15.20				
		High Capacity Unbundled Local Loop - STS-1 - Per Mile per month			UDLSX	1L5ND	10.04									
		High Capacity Unbundled Local Loop - STS-1 - Facility Termination per month			UDLSX	UDLS1	374.56	438.46	256.30			15.20				
LOOP MAKE-UP																
		Loop Makeup - Preordering Without Reservation, per working or spare facility queried (Manual)			UMK	UMKLW		23.29	23.29							
		Loop Makeup - Preordering With Reservation, per spare facility queried (Manual)			UMK	UMKLP		24.70	24.70							
		Loop Makeup-With or Without Reservation, per working or spare facility queried (Mechanized)			UMK	PSUMK		0.19	0.19							
HIGH FREQUENCY SPECTRUM																
SPLITTERS-CENTRAL OFFICE BASED																
		Line Sharing Splitter, per System 96 Line Capacity			ULS	ULSDA	187.17	183.33	0.00	0.00		15.20				
		Line Sharing Splitter, per System 24 Line Capacity			ULS	ULSDB	46.79	183.33	0.00	0.00		15.20				
		Line Sharing Splitter, Per System, 8 Line Capacity	I		ULS	ULSD8	15.59	183.33	0.00	0.00		15.20				
		Line Sharing-DLEC Owned Splitter in CO-CFA activation-deactivation (per LSOD)			ULS	ULSDG		83.98		0.00		15.20				
END USER ORDERING-CENTRAL OFFICE BASED-HIGH FREQUENCY SPECTRUM AKA LINE SHARING																
		Line Sharing - per Line Activation (BST Owned Splitter)			ULS	ULSDC	0.61	17.97	10.29	0.00	0.00		15.20			
		Line Sharing - per Subsequent Activity per Line Rearrangement(BST Owned Splitter)			ULS	ULSDS		15.91	7.95				15.20			
		Line Sharing - per Subsequent Activity per Line Rearrangement(DLEC Owned Splitter)			ULS	ULSCS		15.91	7.95				15.20			
		Line Sharing - per Line Activation (DLEC owned Splitter)	I		ULS	ULSCC	0.61	47.44	19.31	0.00	0.00		15.20			
		Line Splitting - per line activation DLEC owned splitter	I		UEPSR UEPSB	UREOS	0.61									
		Line Splitting - per line activation BST owned - physical	I		UEPSR UEPSB	UREBP	0.642	17.97	10.29							
		Line Splitting - per line activation BST owned - virtual	I		UEPSR UEPSB	UREBV	0.64	17.97	10.29							
UNBUNDLED DEDICATED TRANSPORT																
NOTE: INTEROFFICE CHANNEL DEDICATED TRANSPORT - minimum billing period - below DS3=one month, DS3/STS-1=four months																
INTEROFFICE CHANNEL - DEDICATED TRANSPORT																
		Interoffice Channel - Dedicated Transport - 2-Wire Voice Grade - Per Mile per month			U1TVX	1L5XX	0.013									
		Interoffice Channel - Dedicated Transport- 2- Wire Voice Grade - Facility Termination per month			U1TVX	U1TV2	22.60	39.36	26.62			15.20				
		Interoffice Channel - Dedicated Transport- 2-Wire Voice Grade Rev Bat. - Per Mile per month			U1TVX	1L5XX	0.013									

UNBUNDLED NETWORK ELEMENTS - Louisiana													Attachment: 2		Exhibit: B	
CATEGORY	RATE ELEMENTS		Interi m	Zone	BCS	USOC	RATES(\$)				Svc Order Submitted Elec per LSR	Svc Order Submitted Manually per LSR	Incremental Charge - Manual Svc Order vs. Electronic- 1st	Incremental Charge - Manual Svc Order vs. Electronic- Add'l	Incremental Charge - Manual Svc Order vs. Electronic- Disc 1st	Incremental Charge - Manual Svc Order vs. Electronic- Disc Add'l
								Nonrecurring		Nonrecurring Disconnect		OSS Rates(\$)				
							Rec	First	Add'l	First	Add'l	SOME C	SOMAN	SOMAN	SOMAN	SOMAN
		Interoffice Channel - Dedicated Transport- 2- Wire VG Rev Bat - Facility Termination per month			U1TVX	U1TR2	22.60	39.36	26.62				15.20			
		Interoffice Channel - Dedicated Transport - 4-Wire Voice Grade - Per Mile per month			U1TVX	1L5XX	0.013									
		Interoffice Channel - Dedicated Transport - 4- Wire Voice Grade - Facility Termination per month			U1TVX	U1TV4	19.81	39.36	26.62				15.20			
		Interoffice Channel - Dedicated Transport - 56 kbps - per mile per month			U1TDX	1L5XX	0.013									
		Interoffice Channel - Dedicated Transport - 56 kbps - Facility Termination per month			U1TDX	U1TD5	15.61	39.37	26.62				15.20			
		Interoffice Channel - Dedicated Transport - 64 kbps - per mile per month			U1TDX	1L5XX	0.013									
		Interoffice Channel - Dedicated Transport - 64 kbps - Facility Termination per month			U1TDX	U1TD6	15.61	39.37	26.62				15.20			
		Interoffice Channel - Dedicated Channel - DS1 - Per Mile per month			U1TD1	1L5XX	0.2652									
		Interoffice Channel - Dedicated Tranport - DS1 - Facility Termination per month			U1TD1	U1TF1	70.47	86.69	79.44				15.20			
		Interoffice Channel - Dedicated Transport - DS3 - Per Mile per month			U1TD3	1L5XX	6.04									
		Interoffice Channel - Dedicated Transport - DS3 - Facility Termination per month			U1TD3	U1TF3	850.45	270.69	158.05				15.20			
		Interoffice Channel - Dedicated Transport - STS-1 - Per Mile per month			U1TS1	1L5XX	6.04									
		Interoffice Channel - Dedicated Transport - STS-1 - Facility Termination per month			U1TS1	U1TFS	830.19	270.69	158.05				15.20			
	LOCAL CHANNEL - DEDICATED TRANSPORT															
	NOTE: LOCAL CHANNEL DEDICATED TRANSPORT - minimum billing period - below DS3=one month, DS3/STS-1=four months															
		Local Channel - Dedicated - 2-Wire Voice Grade Per Month			ULDVX	ULDV2	18.32	187.51	32.21				15.20			
		Local Channel - Dedicated - 2-Wire Voice Grade Rev Bat per month			ULDVX	ULDR2	18.32	187.51	32.21				15.20			
		Local Channel - Dedicated - 4-Wire Voice Grade per month			UNDVX	ULDV4	19.41	187.94	32.63				15.20			
		Local Channel - Dedicated - DS1 per month - Zone 1		1	ULDD1	ULDF1	39.18	172.34	149.27				15.20			
		Local Channel - Dedicated - DS1 per month - Zone 2		2	ULDD1	ULDF1	121.58	172.34	149.27				15.20			
		Local Channel - Dedicated - DS1 per month - Zone 3		3	ULDD1	ULDF1	70.02	172.34	149.27				15.20			
		Local Channel - Dedicated - DS3 - Per Mile per month			ULDD3	1L5NC	7.82									
		Local Channel - Dedicated - DS3 - Facility Termination per month			ULDD3	ULDF3	469.44	438.46	256.30				15.20			
		Local Channel - Dedicated - STS-1- Per Mile per month			ULDS1	1L5NC	7.82									
		Local Channel - Dedicated - STS-1 - Facility Termination per month			ULDS1	ULDFS	457.22	438.46	256.30				15.20			
MULTIPLEXERS																
		Channelization - DS1 to DS0 Channel System			UXTD1	MQ1	105.09	88.41	60.76				15.20			
		OCU-DP COCI (data) - DS1 to DS0 Channel System - per month (2.4-64kbs)			UDL	1D1DD	1.38	6.39	4.58				15.20			
		2-wire ISDN COCI (BRITE) - DS1 to DS0 Channel Systsem - per month			UDN	UC1CA	2.96	6.39	4.58				15.20			
		Voice Grade COCI - DS1 to DS0 Channel System - per month			UEA	1D1VG	0.6497	6.39	4.58				15.20			
		DS3 to DS1 Channel System per month			UXTD3	MQ3	201.48	172.99	91.25				15.20			
		STS1 to DS1 Channel System per month			UXTS1	MQ3	201.48	172.99	91.25				15.20			
		DS3 Interface Unit (DS1 COCI) used with Loop per month			USL	UC1D1	11.78	6.39	4.58				15.20			
		DS3 Interface Unit (DS1 COCI) used with Local Channel per month			ULDD1	UC1D1	11.78	6.39	4.58							
		DS3 Interface Unit (DS1 COCI) used with Interoffice Channel per month			U1TD1	UC1D1	11.78	6.39	4.58							
DARK FIBER																
		Dark Fiber, Four Fiber Strands, Per Route Mile or Fraction Thereof per month - Local Channel			UDF	1L5DC	52.23									
		NRC Dark Fiber - Local Channel			UDF	UDFC4		620.60	133.88				15.20			

UNBUNDLED NETWORK ELEMENTS - Louisiana												Attachment: 2		Exhibit: B				
CATEGORY	RATE ELEMENTS				Interim	Zone	BCS	USOC	RATES(\$)				Svc Order Submitted Elec per LSR	Svc Order Submitted Manually per LSR	Incremental Charge - Manual Svc Order vs. Electronic-1st	Incremental Charge - Manual Svc Order vs. Electronic-Add'l	Incremental Charge - Manual Svc Order vs. Electronic-Disc 1st	Incremental Charge - Manual Svc Order vs. Electronic-Disc Add'l

UNBUNDLED NETWORK ELEMENTS - Louisiana												Attachment: 2		Exhibit: B				
CATEGORY		RATE ELEMENTS		Interi m	Zone	BCS	USOC	RATES(\$)				Svc Order Submitted Elec per LSR	Svc Order Submitted Manually per LSR	Incremental Charge - Manual Svc Order vs. Electronic- 1st	Incremental Charge - Manual Svc Order vs. Electronic- Add'l	Incremental Charge - Manual Svc Order vs. Electronic- Disc 1st	Incremental Charge - Manual Svc Order vs. Electronic- Disc Add'l	
									Nonrecurring		Nonrecurring Disconnect		OSS Rates(\$)					
								Rec	First	Add'l	First	Add'l	SOMEc	SOMAN	SOMAN	SOMAN	SOMAN	SOMAN
			CNAM For DB Owners - Service Provisioning With Point Code Establishment			OQV			962.22	711.64				15.20				
			CNAM For Non DB Owners - Service Provisioning With Point Code Establishment			OQV			332.43	238.05				15.20				
LNP Query Service																		
			LNP Charge Per query			OQV		0.0008559										
			LNP Service Establishment Manual						12.16					15.20				
			LNP Service Provisioning with Point Code Establishment						576.33	294.43				15.20				
OPERATOR CALL PROCESSING																		
			Oper. Call Processing - Oper. Provided, Per Min. - Using BST LIDB					1.20										
			Oper. Call Processing - Oper. Provided, Per Min. - Using Foreign LIDB					1.24										
			Oper. Call Processing - Fully Automated, per Call - Using BST LIDB					0.20										
			Oper. Call Processing - Fully Automated, per Call - Using Foreign LIDB					0.20										
INWARD OPERATOR SERVICES																		
			Inward Operator Services - Verification, Per Minute					1.15										
			Inward Operator Services - Verification and Emergency Interrupt - Per Minute					1.15										
BRANDING - OPERATOR CALL PROCESSING																		
			Recording of Custom Branded OA Announcement				CBAOS		7,000.00	7,000.00				15.20				
			Loading of Custom Branded OA Announcement per shelf/NAV				CBAOL		500.00	500.00				15.20				
			Unbranding via OLNS for UNEP CLEC															
			Loading of OA per OCN (Regional)						1,200.00	1,200.00				15.20				
DIRECTORY ASSISTANCE SERVICES																		
DIRECTORY ASSISTANCE ACCESS SERVICE																		
			Directory Assistance Access Service Calls, Charge Per Call					0.275										
DIRECTORY ASSISTANCE CALL COMPLETION ACCESS SERVICE (DACC)																		
			Directory Assistance Call Completion Access Service (DACC), Per Call Attempt					0.10										
DIRECTORY TRANSPORT																		
DIRECTORY ASSISTANCE SERVICES																		
DIRECTORY ASSISTANCE DATA BASE SERVICE (DADS)																		
			Directory Assistance Data Base Service Charge Per Listing					0.04										
			Directory Assistance Data Base Service, per month				DBSOF	150.00										
BRANDING - DIRECTORY ASSISTANCE																		
			Facility Based CLEC															
			Recording and Provisioning of DA Custom Branded Announcement			AMT	CBADA		6,000.00	6,000.00								
			Loading of Custom Branded Announcement per DRAM Card/Switch			AMT	CBADC		1,170.00	1,170.00								
UNEP CLEC																		
			Recording of DA Custom Branded Announcement						3,000.00	3,000.00								
			Loading of DA Custom Branded Announcement per DRAM Card/Switch per OCN						1,170.00	1,170.00								
Unbranding via OLNS for UNEP CLEC																		
			Loading of DA per OCN (1 OCN per Order)						420.00	420.00								
			Loading of DA per Switch per OCN						16.00	16.00								
SELECTIVE ROUTING																		
			Selective Routing Per Unique Line Class Code Per Request Per Switch				USRCR		82.25	82.25				15.20				
VIRTUAL COLLOCATION																		
			Virtual Collocation - Application Cost			AMTFS	EAF		1,770.40									
			Virtual Collocation - Cable Installation Cost, per cable			AMTFS	ESPCX		841.54									
			Virtual Collocation - Floor Space, per sq. ft.			AMTFS	ESPVX	3.20										
			Virtual Collocation - Power, per breaker amp			AMTFS	ESPAX	8.32										

UNBUNDLED NETWORK ELEMENTS - Louisiana												Attachment: 2		Exhibit: B			
CATEGORY	RATE ELEMENTS		Interim	Zone	BCS	USOC	RATES(\$)				Svc Order Submitted Elec per LSR	Svc Order Submitted Manually per LSR	Incremental Charge - Manual Svc Order vs. Electronic-1st	Incremental Charge - Manual Svc Order vs. Electronic-Add'l	Incremental Charge - Manual Svc Order vs. Electronic-Disc 1st	Incremental Charge - Manual Svc Order vs. Electronic-Disc Add'l	
							Rec	Nonrecurring		Nonrecurring Disconnect		OSS Rates(\$)					
		Virtual Collocation - Cable Support Structure, per entrance cable			AMTFS	ESPSX	16.02		Add'l	First	Add'l	SOME C	SOMAN	SOMAN	SOMAN	SOMAN	SOMAN
		Virtual Collocation - 2-wire Cross Connects (loop)			UEANL, UEA,UDN,UDC,UAL,UHL,UCL,UEQ, AMTFS, UDL, UNCVX, UNCDX, UNCNX	UEAC2	0.0296	11.94	11.46				15.20				
		Virtual Collocation - 4-wire Cross Connects (loop)			UEA,UHL,UCL,UDL, AMTFS, UAL, UDN, UNCVX, UNCDX	UEAC4	0.0591	12.04	11.53				15.20				
		Virtual Collocation - 2-Fiber Cross Connects			AMTFS,UDL12, UDLO3, U1T48, U1T12, U1T03, ULDO3, ULD12, ULD48, UDF	CNC2F	2.65	20.29	14.76				15.20				
		Virtual Collocation - 4-Fiber Cross Connects			AMTFS,UDL12, UDLO3, U1T48, U1T12, U1T03, ULDO3, ULD12, ULD48, UDF	CNC4F	5.31	24.81	19.29				15.20				
		Virtual collocation - DS1 Cross Connects			USL,ULC,AMTFS, ULR, UXTD1, UNC1X, ULDD1, U1TD1, USLEL, UNLD1	CNC1X	1.04	21.39	15.47				15.20				
		Virtual collocation - DS3 Cross Connects			USL,ULC,AMTFS,U E3, U1TD3, UXTS1, UXTD3, UNC3X, UNCSX, ULDD3, U1TS1, ULDS1, UDLSX, UNLD3	CND3X	13.21	20.28	14.76				15.20				
		Virtual Collocation - Co-Carrier Cross Connects - Fiber Cable Support Structure, per linear foot			AMTFS	VE1CB	0.0024										
		Virtual Collocation - Co-Carrier Cross Connects - Copper/Coax Cable Support Structure, per linear ft			AMTFS	VE1CD	0.0036										
		Virtual Collocation - Co-Carrier Cross Connects - Fiber Cable Support Structure,per cable			AMTFS	VE1CC		534.79									
		Virtual Collocation - Co-Carrier Cross Connects - Copper/Coax Cable Support Structure, per cable			AMTFS	VE1CE		534.79									
		Virtual collocation - Security Escort - Basic, per half hour			AMTFS	SPTBX		16.44	10.42								
		Virtual collocation - Security Escort - Overtime, per half hour			AMTFS	SPTOX		21.41	13.45								
		Virtual collocation - Security Escort - Premium, per half hour			AMTFS	SPTPX		26.38	16.49								
		Virtual collocation - Maintenance in CO - Basic, per half hour			AMTFS	CTRLX		27.12	10.42								
		Virtual collocation - Maintenance in CO - Overtime, per half hour			AMTFS	SPTOM		35.42	13.45								
		Virtual collocation - Maintenance in CO - Premium per half hour			AMTFS	SPTPM		43.72	16.49								
VIRTUAL COLLOCATION																	
		Virtual Collocation - 2-wire Cross Connect, Exchange Port 2-Wire Analog - Res			UEPSR	VE1R2	0.0296	11.94	11.46				15.20				
		Virtual Collocation - 2-Wire Cross Connect, Exchange Port 2-Wire Line Side PBX Trunk - Bus			UEPSP	VE1R2	0.0296	11.94	11.46				15.20				
		Virtual Collocation 2-Wire Cross Connect, Exchange Port 2-Wire Voice Grade PBX Trunk - Res			UEPSE	VE1R2	0.0296	11.94	11.46				15.20				
		Virtual Collocation 2-Wire Cross Connect, Exchange Port 2-Wire Analog Bus			UEPSB	VE1R2	0.0296	11.94	11.46				15.20				
		Virtual Collocation 2-Wire Cross Connect, Exchnage Port 2-Wire ISDN			UEPSX	VE1R2	0.0296	11.94	11.46				15.20				

UNBUNDLED NETWORK ELEMENTS - Louisiana												Attachment: 2		Exhibit: B		
CATEGORY	RATE ELEMENTS		Interim	Zone	BCS	USOC	RATES(\$)				Svc Order Submitted Elec per LSR	Svc Order Submitted Manually per LSR	Incremental Charge - Manual Svc Order vs. Electronic-1st	Incremental Charge - Manual Svc Order vs. Electronic-Add'l	Incremental Charge - Manual Svc Order vs. Electronic-Disc 1st	Incremental Charge - Manual Svc Order vs. Electronic-Disc Add'l
								Nonrecurring		Nonrecurring Disconnect		OSS Rates(\$)				
							Rec	First	Add'l	First	Add'l	SOMEc	SOMAN	SOMAN	SOMAN	SOMAN
		Virtual Collocation 2-Wire Cross Connect, Exchange Port 2-Wire ISDN			UEPTX	VE1R2	0.0296	11.94	11.46				15.20			
		Virtual Collocation 4-Wire Cross Connect, Exchange Port 4-Wire ISDN DS1			UEPEX	VE1R4	0.0591	12.04	11.53				15.20			
VIRTUAL COLLOCATION																
		Virtual Collocation-2 Wire Cross Connects (Loop) for Line Splitting			UEPSR, UEPSB	VE1LS	0.0296	11.94	11.46	0.00	0.00		15.20			
AIN SELECTIVE CARRIER ROUTING																
		Regional Service Establishment			UEBIB	SRCEC		100,209.33					15.20			
		End Office Establishment			UEBIB	SRCEO		164.29	164.29				15.20			
		Query NRC, per query			UEBIB		0.0030293									
AIN - BELL SOUTH AIN SMS ACCESS SERVICE																
		AIN SMS Access Service - Service Establishment, Per State, Initial Setup			A1N	CAMSE		38.30	38.30				15.20			
		AIN SMS Access Service - Port Connection - Dial/Shared Access			A1N	CAMDP		7.60	7.60				15.20			
		AIN SMS Access Service - Port Connection - ISDN Access			A1N	CAM1P		7.60	7.60				15.20			
		AIN SMS Access Service - User Identification Codes - Per User ID Code			A1N	CAMAU		33.99	33.99				15.20			
		AIN SMS Access Service - Security Card, Per User ID Code, Initial or Replacement			A1N	CAMRC		41.39	41.39				15.20			
		AIN SMS Access Service - Storage, Per Unit (100 Kilobytes)					0.0022									
		AIN SMS Access Service - Session, Per Minute					0.5795									
		AIN SMS Access Service - Company Performed Session, Per Minute					0.8104									
AIN - BELL SOUTH AIN TOOLKIT SERVICE																
		AIN Toolkit Service - Service Establishment Charge, Per State, Initial Setup			CAM	BAPSC		38.30	38.30				15.20			
		AIN Toolkit Service - Training Session, Per Customer				BAPVX		4,175.10	4,175.10				15.20			
		AIN Toolkit Service - Trigger Access Charge, Per Trigger, Per DN, Term. Attempt				BAPTT		7.60	7.60				15.20			
		AIN Toolkit Service - Trigger Access Charge, Per Trigger, Per DN, Off-Hook Delay				BAPTD		7.60	7.60				15.20			
		AIN Toolkit Service - Trigger Access Charge, Per Trigger, Per DN, Off-Hook Immediate				BAPTM		7.60	7.60				15.20			
		AIN Toolkit Service - Trigger Access Charge, Per Trigger, Per DN, 10-Digit PODP				BAPTO		33.47	33.47				15.20			
		AIN Toolkit Service - Trigger Access Charge, Per Trigger, Per DN, CDP				BAPTC		33.47	33.47				15.20			
		AIN Toolkit Service - Trigger Access Charge, Per Trigger, Per DN, Feature Code				BAPTF		33.47	33.47				15.20			
		AIN Toolkit Service - Query Charge, Per Query					0.0536446									
		AIN Toolkit Service - Type 1 Node Charge, Per AIN Toolkit Subscription, Per Node, Per Query					0.006569									
		AIN Toolkit Service - SCP Storage Charge, Per SMS Access Account, Per 100 Kilobytes					0.06									
		AIN Toolkit Service - Monthly report - Per AIN Toolkit Service Subscription			CAM	BAPMS	10.90	7.60	7.60				15.20			
		AIN Toolkit Service - Special Study - Per AIN Toolkit Service Subscription			CAM	BAPLS	2.80	8.41	8.41				15.20			
		AIN Toolkit Service - Call Event Report - Per AIN Toolkit Service Subscription			CAM	BAPDS	8.20	7.60	7.60				15.20			
		AIN Toolkit Service - Call Event Special Study - Per AIN Toolkit Service Subscription			CAM	BAPES	0.09	8.41	8.41				15.20			
ENHANCED EXTENDED LINK (EELs)																
	NOTE: New EELs available in GA, TN, KY, LA, MS, & SC and density zone 1 of following MSAs: Orlando, FL; Miami, FL; Ft. Lauderdale, FL;															
	NOTE: Charlotte-Gastonia-Rockhill, NC; Greensboro-Winston Salem-High Point, NC. Use all rates below except Switch As is Charge.															
NOTE: In all states, EEL network elements shown below also apply to currently combined facilities which are converted to UNE rates. A Switch As is Charge applies to currently combined facilities converted to UNEs.(Non-recurring rates do not apply.)																
	NOTE: In GA, TN, KY, LA, MS & SC the EEL network elements apply to ordinarily combined network elements.(No Switch As is Charge.)															

UNBUNDLED NETWORK ELEMENTS - Louisiana												Attachment: 2		Exhibit: B			
CATEGORY	RATE ELEMENTS				Interim	Zone	BCS	USOC	RATES(\$)			Svc Order Submitted Elec per LSR	Svc Order Submitted Manually per LSR	Incremental Charge - Manual Svc Order vs. Electronic-1st	Incremental Charge - Manual Svc Order vs. Electronic-Add'l	Incremental Charge - Manual Svc Order vs. Electronic-Disc 1st	Incremental Charge - Manual Svc Order vs. Electronic-Disc Add'l
									Rec	First	Add'l	First	Add'l	SOMEc	SOMAN	SOMAN	SOMAN
	2-WIRE VOICE GRADE EXTENDED LOOP WITH DEDICATED DS1 INTEROFFICE TRANSPORT (EEL)																
		First 2-Wire VG Loop(SL2) in a DS1 Interofficed Transport Combination - Zone 1					1	UNCVX	UEAL2	14.93	94.21	45.09			15.20		
		First 2-Wire VG Grade Loop(SL2) in a DS1 Interofficed Transport Combination - Zone 2					2	UNCVX	UEAL2	25.35	94.21	45.09			15.20		
		First 2-Wire VG Grade Loop(SL2) in a DS1 Interofficed Transport Combination - Zone 3					3	UNCVX	UEAL2	50.46	94.21	45.09			15.20		
		Interoffice Transport - Dedicated - DS1 combination - Per Mile per month						UNC1X	1L5XX	0.2652							
		Interoffice Transport - Dedicated - DS1 combination - Facility Termination per month						UNC1X	U1TF1	70.47	143.58	103.88			15.20		
		DS1 Channelization System Per Month						UNC1X	MQ1	105.09	59.97	12.96			15.20		
		Voice Grade COCI - DS1 To DS0 Interface - Per Month						UNCVX	1D1VG	0.6497	5.91	4.26					
		Each Additional 2-Wire VG Loop(SL 2) in the same DS1 Interoffice Transport Combination - Zone 1					1	UNCVX	UEAL2	14.93	94.21	45.09			15.20		
		Each Additional 2-Wire VG Loop(SL2) in the same DS1 Interoffice Transport Combination - Zone 2					2	UNCVX	UEAL2	25.35	94.21	45.09			15.20		
		Each Additional 2-Wire VG Loop(SL2) in the same DS1 Interoffice Transport Combination - Zone 3					3	UNCVX	UEAL2	50.46	94.21	45.09			15.20		
		Voice Grade COCI - DS1 to DS0 Channel System combination - per month						UNCVX	1D1VG	0.6497	5.91	4.26					
		Nonrecurring Currently Combined Network Elements Switch -As-Is Charge						UNC1X	UNCCC		5.43	5.43			15.20		
	4-WIRE VOICE GRADE EXTENDED LOOP WITH DEDICATED DS1 INTEROFFICE TRANSPORT (EEL)																
		First 4-Wire Analog Voice Grade Loop in a DS1 Interoffice Transport Combination - Zone 1					1	UNCVX	UEAL4	30.81	94.21	45.09			15.20		
		First 4-Wire Analog Voice Grade Loop in a DS1 Interoffice Transport Combination - Zone 2					2	UNCVX	UEAL4	38.32	94.21	45.09			15.20		
		First 4-Wire Analog Voice Grade Loop in a DS1 Interoffice Transport Combination - Zone 3					3	UNCVX	UEAL4	60.39	94.21	45.09			15.20		
		Interoffice Transport - Dedicated - DS1 combination - Per Mile Per Month						UNC1X	1L5XX	0.2652							
		Interoffice Transport - Dedicated - DS1 - Facility Termination Per Month						UNC1X	U1TF1	70.47	143.58	103.88			15.20		
		Channelization - Channel System DS1 to DS0 combination Per Month						UNC1X	MQ1	105.09	59.97	12.96					
		Voice Grade COCI - DS1 to DS0 Channel System combination - per month						UNCVX	1D1VG	0.6497	5.91	4.26					
		Additional 4-Wire Analog Voice Grade Loop in same DS1 Interoffice Transport Combination - Zone 1					1	UNCVX	UEAL4	30.81	94.21	45.09			15.20		
		Additional 4-Wire Analog Voice Grade Loop in same DS1 Interoffice Transport Combination - Zone 2					2	UNCVX	UEAL4	38.32	94.21	45.09			15.20		
		Additional 4-Wire Analog Voice Grade Loop in same DS1 Interoffice Transport Combination - Zone 3					3	UNCVX	UEAL4	60.39	94.21	45.09			15.20		
		Voice Grade COCI - DS1 to DS0 Channel System combination - per month						UNCVX	1D1VG	0.6497	5.91	4.26					
		Nonrecurring Currently Combined Network Elements Switch -As-Is Charge						UNC1X	UNCCC		5.43	5.43			15.20		
	4-WIRE 56KBPS EXTENDED DIGITAL LOOP WITH DEDICATED DS1 INTEROFFICE TRANSPORT (EEL)																
		First 4-Wire 56Kbps Digital Grade Loop in a DS1 Interoffice Transport Combination - Zone 1					1	UNCDX	UDL56	30.99	94.21	45.09			15.20		
		First 4-wire 56Kbps Digital Grade Loop in a DS1 Interoffice Transport Combination - Zone 2					2	UNCDX	UDL56	36.78	94.21	45.09			15.20		
		First 4-Wire 56Kbps Digital Grade Loop in a DS1 Interoffice Transport Combination - Zone 3					3	UNCDX	UDL56	38.92	94.21	45.09			15.20		
		Interoffice Transport - Dedicated - DS1 combination - Per Mile Per Month						UNC1X	1L5XX	0.2652							
		Interoffice Transport - Dedicated - DS1 - combination Facility Termination Per Month						UNC1X	U1TF1	70.47	143.58	103.88			15.20		

UNBUNDLED NETWORK ELEMENTS - Louisiana												Attachment: 2		Exhibit: B			
CATEGORY		RATE ELEMENTS	Interim	Zone	BCS	USOC	RATES(\$)				Svc Order Submitted Elec per LSR	Svc Order Submitted Manually per LSR	Incremental Charge - Manual Svc Order vs. Electronic-1st	Incremental Charge - Manual Svc Order vs. Electronic-Add'l	Incremental Charge - Manual Svc Order vs. Electronic-Disc 1st	Incremental Charge - Manual Svc Order vs. Electronic-Disc Add'l	
								Nonrecurring		Nonrecurring Disconnect		OSS Rates(\$)					
							Rec	First	Add'l	First	Add'l	SOME C	SOMAN	SOMAN	SOMAN	SOMAN	SOMAN
		Channelization - Channel System DS1 to DS0 combination Per Month			UNC1X	MQ1	105.09	59.97	12.96								
		OCU-DP COCI (data) - DS1 to DS0 Channel System - per month (2.4-64kbs)			UNCDCX	1D1DD	1.38	5.91	4.26								
		Additional 4-Wire 56Kbps Digital Grade Loop in same DS1 Interoffice Transport Combination - Zone 1		1	UNCDCX	UDL56	30.99	94.21	45.09			15.20					
		Additional 4-Wire 56Kbps Digital Grade Loop in same DS1 Interoffice Transport Combination - Zone 2		2	UNCDCX	UDL56	36.78	94.21	45.09			15.20					
		Additional 4-Wire 56Kbps Digital Grade Loop in same DS1 Interoffice Transport Combination - Zone 3		3	UNCDCX	UDL56	38.92	94.21	45.09			15.20					
		OCU-DP COCI (data) - DS1 to DS0 Channel System - combination per month (2.4-64kbs)			UNCDCX	1D1DD	1.38	5.91	4.26								
		Nonrecurring Currently Combined Network Elements Switch -As-Is Charge			UNC1X	UNCCC		5.43	5.43			15.20					
4-WIRE 64 KBPS EXTENDED DIGITAL LOOP WITH DEDICATED DS1 INTEROFFICE TRANSPORT (EEL)																	
		First 4-Wire 64Kbps Digital Grade Loop in a DS1 Interoffice Transport Combination - Zone 1		1	UNCDCX	UDL64	30.99	94.21	45.09			15.20					
		First 4-Wire 64Kbps Digital Grade Loop in a DS1 Interoffice Transport Combination - Zone 2		2	UNCDCX	UDL64	36.78	94.21	45.09			15.20					
		First 4-Wire 64Kbps Digital Grade Loop in a DS1 Interoffice Transport Combination - Zone 3		3	UNCDCX	UDL64	38.92	94.21	45.09			15.20					
		Interoffice Transport - Dedicated - DS1 combination - Per Mile Per Month			UNC1X	1L5XX	0.2652										
		Interoffice Transport - Dedicated - DS1 combination - Facility Termination Per Month			UNC1X	U1TF1	70.47	143.58	103.88			15.20					
		Channelization - Channel System DS1 to DS0 combination Per Month			UNC1X	MQ1	105.09	59.97	12.96								
		OCU-DP COCI (data) - DS1 to DS0 Channel System combination - per month (2.4-64kbs)			UNCDCX	1D1DD	1.38	5.91	4.26								
		Additional 4-Wire 64Kbps Digital Grade Loop in same DS1 Interoffice Transport Combination - Zone 1		1	UNCDCX	UDL64	30.99	94.21	45.09			15.20					
		Additional 4-Wire 64Kbps Digital Grade Loop in same DS1 Interoffice Transport Combination - Zone 2		2	UNCDCX	UDL64	36.78	94.21	45.09			15.20					
		Additional 4-Wire 64Kbps Digital Grade Loop in same DS1 Interoffice Transport Combination - Zone 3		3	UNCDCX	UDL64	38.92	94.21	45.09			15.20					
		OCU-DP COCI (data) - DS1 to DS0 Channel System combination - per month (2.4-64kbs)			UNCDCX	1D1DD	1.38	5.91	4.26								
		Nonrecurring Currently Combined Network Elements Switch -As-Is Charge			UNC1X	UNCCC		5.43	5.43			15.20					
4-WIRE DS1 DIGITAL EXTENDED LOOP WITH DEDICATED DS1 INTEROFFICE TRANSPORT (EEL)																	
		4-Wire DS1 Digital Loop in Combination with DS1 Interoffice Transport - Zone 1		1	UNC1X	USLXX	85.70	169.22	100.89			15.20					
		4-Wire DS1 Digital Loop in Combination with DS1 Interoffice Transport - Zone 2		2	UNC1X	USLXX	194.96	169.22	100.89			15.20					
		4-Wire DS1 Digital Loop in Combination with DS1 Interoffice Transport - Zone 3		3	UNC1X	USLXX	491.94	169.22	100.89			15.20					
		Interoffice Transport - Dedicated - DS1 combination - Per Mile Per Month			UNC1X	1L5XX	0.2652										
		Interoffice Transport - Dedicated - DS1 combination - Facility Termination Per Month			UNC1X	U1TF1	70.47	143.58	103.88			15.20					
		Nonrecurring Currently Combined Network Elements Switch -As-Is Charge			UNC1X	UNCCC		5.43	5.43			15.20					
4-WIRE DS1 DIGITAL EXTENDED LOOP WITH DEDICATED DS3 INTEROFFICE TRANSPORT (EEL)																	
		First DS1 Loop in DS3 Interoffice Transport Combination - Zone 1		1	UNC1X	USLXX	85.70	169.22	100.89			15.20					
		First DS1 Loop in DS3 Interoffice Transport Combination - Zone 2		2	UNC1X	USLXX	194.96	169.22	100.89			15.20					
		First DS1 Loop in DS3 Interoffice Transport Combination - Zone 3		3	UNC1X	USLXX	491.94	169.22	100.89			15.20					

UNBUNDLED NETWORK ELEMENTS - Louisiana													Attachment: 2		Exhibit: B	
CATEGORY	RATE ELEMENTS		Interi m	Zone	BCS	USOC	RATES(\$)			Svc Order Submitted Elec per LSR	Svc Order Submitted Manually per LSR	Incremental Charge - Manual Svc Order vs. Electronic- 1st	Incremental Charge - Manual Svc Order vs. Electronic- Add'l	Incremental Charge - Manual Svc Order vs. Electronic- Disc 1st	Incremental Charge - Manual Svc Order vs. Electronic- Disc Add'l	
							Rec	Nonrecurring		Nonrecurring Disconnect		OSS Rates(\$)				
								First	Add'l	First	Add'l	SOME C	SOMAN	SOMAN	SOMAN	SOMAN
		Interoffice Transport - Dedicated - DS3 combination - Per Mile Per Month			UNC3X	1L5XX	6.04									
		Interoffice Transport - Dedicated - DS3- Facility Termination per month			UNC3X	U1TF3	850.45	296.68	121.16			15.20				
		DS3 to DS1 Channel System combination per month			UNC3X	MQ3	201.48	107.05	48.07							
		DS3 Interface Unit (DS1 COCI) combination per month			UNC1X	UC1D1	11.78	5.91	4.26							
		Additional DS1Loop in DS3 Interoffice Transport Combination - Zone 1		1	UNC1X	USLXX	85.70	169.22	100.89			15.20				
		Additional DS1Loop in DS3 Interoffice Transport Combination - Zone 2		2	UNC1X	USLXX	194.96	169.22	100.89			15.20				
		Additional DS1Loop in DS3 Interoffice Transport Combination - Zone 3		3	UNC1X	USLXX	491.94	169.22	100.89			15.20				
		DS3 Interface Unit (DS1 COCI) combination per month			UNC1X	UC1D1	11.78	5.91	4.26							
		Nonrecurring Currently Combined Network Elements Switch -As-Is Charge			UNC3X	UNCCC		5.43	5.43			15.20				
		2-WIRE VOICE GRADE EXTENDED LOOP/ 2 WIRE VOICE GRADE INTEROFFICE TRANSPORT (EEL)														
		2-WireVG Loop used with 2-wire VG Interoffice Transport Combination - Zone 1		1	UNCVX	UEAL2	14.93	94.21	45.09			15.20				
		2-WireVG Loop used with 2-wire VG Interoffice Transport Combination - Zone 2		2	UNCVX	UEAL2	25.35	94.21	45.09			15.20				
		2-WireVG Loop used with 2-wire VG Interoffice Transport Combination - Zone 3		3	UNCVX	UEAL2	50.46	94.21	45.09			15.20				
		Interoffice Transport - Dedicated - 2-wire VG combination - Per Mile Per Month			UNCVX	1L5XX	0.013									
		Interoffice Transport - Dedicated - 2- Wire Voice Grade combination - Facility Termination per month			UNCVX	U1TV2	22.60	72.60	41.75			15.20				
		Nonrecurring Currently Combined Network Elements Switch -As-Is Charge			UNCVX	UNCCC		5.43	5.43			15.20				
		4-WIRE VOICE GRADE EXTENDED LOOP/ 4 WIRE VOICE GRADE INTEROFFICE TRANSPORT (EEL)														
		4-WireVG Loop used with 4-wire VG Interoffice Transport Combination - Zone 1		1	UNCVX	UEAL4	30.81	94.21	45.09			15.20				
		4-WireVG Loop used with 4-wire VG Interoffice Transport Combination - Zone 2		2	UNCVX	UEAL4	38.32	94.21	45.09			15.20				
		4-WireVG Loop used with 4-wire VG Interoffice Transport Combination - Zone 3		3	UNCVX	UEAL4	60.39	94.21	45.09			15.20				
		Interoffice Transport - Dedicated - 4-wire VG combination - Per Mile Per Month			UNCVX	1L5XX	0.013									
		Interoffice Transport - Dedicated - 4- Wire Voice Grade combination - Facility Termination per month			UNCVX	U1TV4	19.81	72.60	41.75			15.20				
		Nonrecurring Currently Combined Network Elements Switch -As-Is Charge			UNCVX	UNCCC		5.43	5.43			15.20				
		DS3 DIGITAL EXTENDED LOOP WITH DEDICATED DS3 INTEROFFICE TRANSPORT (EEL)														
		High Capacity Unbundled Local Loop - DS3 combination - Per Mile per month			UNC3X	1L5ND	10.04									
		High Capacity Unbundled Local Loop - DS3 combination - Facility Termination per month			UNC3X	UE3PX	362.34	188.45	125.51							
		Interoffice Transport - Dedicated - DS3 - Per Mile per month			UNC3X	1L5XX	6.04									
		Interoffice Transport - Dedicated - DS3 combination - Facility Termination per per month			UNC3X	U1TF3	850.45	296.68	121.16			15.20				
		Nonrecurring Currently Combined Network Elements Switch -As-Is Charge			UNC3X	UNCCC		5.43	5.43			15.20				
		STS1 DIGITAL EXTENDED LOOP WITH DEDICATED STS1 INTEROFFICE TRANSPORT (EEL)														
		High Capacity Unbundled Local Loop - STS1 combination - Per Mile per month			UNCSX	1L5ND	10.04									
		High Capacity Unbundled Local Loop - STS1 combination - Facility Termination per month			UNCSX	UDLS1	374.56	188.45	125.51							
		Interoffice Transport - Dedicated - STS1 combination - Per Mile per month			UNCSX	1L5XX	6.04									

UNBUNDLED NETWORK ELEMENTS - Louisiana												Attachment: 2		Exhibit: B		
CATEGORY	RATE ELEMENTS		Interim	Zone	BCS	USOC	RATES(\$)				Svc Order Submitted Elec per LSR	Svc Order Submitted Manually per LSR	Incremental Charge - Manual Svc Order vs. Electronic-1st	Incremental Charge - Manual Svc Order vs. Electronic-Add'l	Incremental Charge - Manual Svc Order vs. Electronic-Disc 1st	Incremental Charge - Manual Svc Order vs. Electronic-Disc Add'l
								Nonrecurring		Nonrecurring Disconnect		OSS Rates(\$)				
							Rec	First	Add'l	First	Add'l	SOME C	SOMAN	SOMAN	SOMAN	SOMAN
		Interoffice Transport - Dedicated - STS1 combination - Facility Termination per month			UNCSX	U1TFS	830.19	296.68	121.16				15.20			
		Nonrecurring Currently Combined Network Elements Switch -As-Is Charge			UNCSX	UNCCC		5.43	5.43				15.20			
	2-WIRE ISDN EXTENDED LOOP WITH DS1 INTEROFFICE TRANSPORT (EEL)															
		First 2-Wire ISDN Loop in a DS1 Interoffice Combination Transport - Zone 1		1	UNCNX	U1L2X	22.09	94.21	45.09				15.20			
		First 2-Wire ISDN Loop in a DS1 Interoffice Combination Transport - Zone 2		2	UNCNX	U1L2X	35.28	94.21	45.09				15.20			
		First 2-Wire ISDN Loop in a DS1 Interoffice Combination Transport - Zone 3		3	UNCNX	U1L2X	65.18	94.21	45.09				15.20			
		Interoffice Transport - Dedicated - DS1 combination - Per Mile			UNC1X	1L5XX	0.2652									
		Interoffice Transport - Dedicated - DS1 combination - Facility Termination per month			UNC1X	U1TF1	70.47	143.58	103.88				15.20			
		Channelization - Channel System DS1 to DS0 combination - per month			UNC1X	MQ1	105.09	59.97	12.96							
		2-wire ISDN COCI (BRITE) - DS1 to DS0 Channel System combination - per month			UNCNX	UC1CA	2.96	5.91	4.26							
		Additional 2-wire ISDN Loop in same DS1 Interoffice Transport Combination - Zone 1		1	UNCNX	U1L2X	22.09	94.21	45.09				15.20			
		Additional 2-wire ISDN Loop in same DS1 Interoffice Transport Combination - Zone 2		2	UNCNX	U1L2X	35.28	94.21	45.09				15.20			
		Additional 2-wire ISDN Loop in same DS1 Interoffice Transport Combination - Zone 3		3	UNCNX	U1L2X	65.18	94.21	45.09				15.20			
		2-wire ISDN COCI (BRITE) - DS1 to DS0 Channel System combination- per month			UNCNX	UC1CA	2.96	5.91	4.26							
		Nonrecurring Currently Combined Network Elements Switch -As-Is Charge			UNC1X	UNCCC		5.43	5.43				15.20			
	4-WIRE DS1 DIGITAL EXTENDED LOOP WITH DEDICATED STS-1 INTEROFFICE TRANSPORT (EEL)															
		First DS1 Loop in STS1 Interoffice Transport Combination - Zone 1		1	UNC1X	USLXX	85.70	169.22	100.89				15.20			
		First DS1 Loop in STS1 Interoffice Transport Combination - Zone 2		2	UNC1X	USLXX	194.96	169.22	100.89				15.20			
		First DS1 Loop in STS1 Interoffice Transport Combination - Zone 3		3	UNC1X	USLXX	491.94	169.22	100.89				15.20			
		Interoffice Transport - Dedicated - STS1 combination - Per Mile Per Month			UNCSX	1L5XX	6.04									
		Interoffice Transport - Dedicated - STS1 combination - Facility Termination			UNCSX	U1TFS	830.19	296.68	121.16				15.20			
		STS1 to DS1 Channel System combination per month			UNCSX	MQ3	201.48	107.05	48.07							
		DS3 Interface Unit (DS1 COCI) combination per month			UNC1X	UC1D1	11.78	5.91	4.26							
		Additional DS1 Loop in STS1 Interoffice Transport Combination - Zone 1		1	UNC1X	USLXX	85.70	169.22	100.89				15.20			
		Additional DS1 Loop in STS1 Interoffice Transport Combination - Zone 2		2	UNC1X	USLXX	194.96	169.22	100.89				15.20			
		Additional DS1 Loop in STS1 Interoffice Transport Combination - Zone 3		3	UNC1X	USLXX	491.94	169.22	100.89				15.20			
		DS3 Interface Unit (DS1 COCI) combination per month			UNC1X	UC1D1	11.78	5.91	4.26							
		Nonrecurring Currently Combined Network Elements Switch -As-Is Charge			UNCSX	UNCCC		5.43	5.43				15.20			
	4-WIRE 56 KBPS DIGITAL EXTENDED LOOP WITH 56 KBPS INTEROFFICE TRANSPORT (EEL)															
		4-wire 56 kbps Loop/4-wire 56 kbps Interoffice Transport Combination - Zone 1		1	UNCDX	UDL56	30.99	94.21	45.09				15.20			
		4-wire 56 kbps Loop/4-wire 56 kbps Interoffice Transport Combination - Zone 2		2	UNCDX	UDL56	36.78	94.21	45.09				15.20			
		4-wire 56 kbps Loop/4-wire 56 kbps Interoffice Transport Combination - Zone 3		3	UNCDX	UDL56	38.92	94.21	45.09				15.20			
		Interoffice Transport - Dedicated - 4-wire 56 kbps combination - Per Mile			UNCDX	1L5XX	0.013									

UNBUNDLED NETWORK ELEMENTS - Louisiana												Attachment: 2		Exhibit: B			
CATEGORY	RATE ELEMENTS					Interim	Zone	BCS	USOC	RATES(\$)		Svc Order Submitted Elec per LSR	Svc Order Submitted Manually per LSR	Incremental Charge - Manual Svc Order vs. Electronic-1st	Incremental Charge - Manual Svc Order vs. Electronic-Add'l	Incremental Charge - Manual Svc Order vs. Electronic-Disc 1st	Incremental Charge - Manual Svc Order vs. Electronic-Disc Add'l
														OSS Rates(\$)			
									Rec	First	Add'l	First	Add'l	SOME C	SOMAN	SOMAN	SOMAN
								UNCDX	U1TD5	15.61	72.60	41.75			15.20		
								UNCDX	UNCCC		5.43	5.43			15.20		
4-WIRE 64 KBPS DIGITAL EXTENDED LOOP WITH 64 KBPS INTEROFFICE TRANSPORT (EEL)																	
							1	UNCDX	UDL64	30.99	94.21	45.09			15.20		
							2	UNCDX	UDL64	36.78	94.21	45.09			15.20		
							3	UNCDX	UDL64	38.92	94.21	45.09			15.20		
								UNCDX	1L5XX	0.013							
								UNCDX	U1TD6	15.61	72.60	41.75			15.20		
								UNCDX	UNCCC		5.43	5.43			15.20		
ADDITIONAL NETWORK ELEMENTS																	
	When used as a part of a currently combined facility, the non-recurring charges do not apply, but a Switch As Is charge does apply.																
	When used as ordinality combined network elements in Georgia, the non-recurring charges apply and the Switch As Is Charge does not.																
	Access to DCS - Customer Reconfiguration (FlexServ)																
	Node (SynchroNet)																
	Nonrecurring Currently Combined Network Elements "Switch As Is" Charge (One applies to each combination)																
								UNCVX	UNCCC		5.43	5.43			15.20		
								UNCDX	UNCCC		5.43	5.43			15.20		
								UNC1X	UNCCC		5.43	5.43			15.20		
								UNC3X	UNCCC		5.43	5.43			15.20		
								UNCSX	UNCCC		5.43	5.43			15.20		
NOTE: Local Channel - Dedicated Transport - minimum billing period - Below DS3=one month, DS3 and above=four months																	
							1	UNCVX	ULDV2	18.32	187.51	32.21			15.20		
							1	UNCVX	ULDV4	19.41	187.94	32.63			15.20		
							1	UNC1X	ULDF1	39.18	172.34	149.27			15.20		
							2	UNC1X	ULDF1	121.58	172.34	149.27			15.20		
							3	UNC1X	ULDF1	70.02	172.34	149.27			15.20		
								UNC3X	1L5NC	7.82							
								UNC3X	ULDF3	469.44	438.46	256.30			15.20		
								UNCSX	1L5NC	7.82					15.20		
								UNCSX	ULDFS	457.22	438.46	256.30					
UNBUNDLED LOCAL EXCHANGE SWITCHING(PORTS)																	
	Exchange Ports																
	NOTE: Although the Port Rate includes all available features in GA, KY, LA & TN, the desired features will need to be ordered using retail USOCs																
2-WIRE VOICE GRADE LINE PORT RATES (RES)																	
								UEPSR	UEPRL	1.52	2.31	2.21			15.20		
								UEPSR	UEPRC	1.52	2.31	2.21			15.20		
								UEPSR	UEPRO	1.52	2.31	2.21			15.20		
								UEPSR	UEPAS	1.52	2.31	2.21			15.20		
								UEPSR	UEPAG	1.52	2.31	2.21			15.20		

UNBUNDLED NETWORK ELEMENTS - Louisiana												Attachment: 2		Exhibit: B		
CATEGORY	RATE ELEMENTS		Interim	Zone	BCS	USOC	RATES(\$)				Svc Order Submitted Elec per LSR	Svc Order Submitted Manually per LSR	Incremental Charge - Manual Svc Order vs. Electronic-1st	Incremental Charge - Manual Svc Order vs. Electronic-Add'l	Incremental Charge - Manual Svc Order vs. Electronic-Disc 1st	Incremental Charge - Manual Svc Order vs. Electronic-Disc Add'l
							Rec	Nonrecurring		Nonrecurring Disconnect		OSS Rates(\$)				
								First	Add'l	First	Add'l	SOMEc	SOMAN	SOMAN	SOMAN	SOMAN
		Exchange Ports - 2-Wire VG unbundled res, low usage line port with Caller ID (LUM)			UEPSR	UEPAP	1.52	2.31	2.21				15.20			
		Subsequent Activity			UEPSR	USASC	0.00	0.00	0.00				15.20			
	FEATURES															
		All Available Vertical Features			UEPSR	UEPVF	0.00	0.00	0.00				15.20			
	2-WIRE VOICE GRADE LINE PORT RATES (BUS)															
		Exchange Ports - 2-Wire Analog Line Port without Caller ID - Bus			UEPSB	UEPBL	1.52	2.31	2.21				15.20			
		Exchange Ports - 2-Wire VG unbundled Line Port with unbundled port with Caller+E484 ID - Bus			UEPSB	UEPBC	1.52	2.31	2.21				15.20			
		Exchange Ports - 2-Wire Analog Line Port outgoing only - Bus			UEPSB	UEPBO	1.52	2.31	2.21				15.20			
		Exchange Ports - 2-Wire VG unbundled LA extended local dialing parity Port with Caller ID - Bus			UEPSB	UEPAX	1.52	2.31	2.21				15.20			
		Exchange Ports - 2-Wire VG unbundled incoming only port with Caller ID - Bus			UEPSB	UEPB1	1.52	2.31	2.21				15.20			
		Exchange Ports - 2-Wire VG unbundled Louisiana Bus Area Calling Port with Caller ID - Bus (BUC)			UEPSB	UEPAA	1.52	2.31	2.21				15.20			
		Subsequent Activity			UEPSB	USASC	0.00	0.00	0.00				15.20			
	FEATURES															
		All Available Vertical Features			UEPSB	UEPVF	0.00	0.00	0.00				15.20			
	EXCHANGE PORT RATES (DID & PBX)															
		2-Wire VG Unbundled 2-Way PBX Trunk - Res			UEPSE	UEPRD	1.52	30.37	14.42				15.20			
		2-Wire VG Line Side Unbundled 2-Way PBX Trunk - Bus			UEPSP	UEPPC	1.52	30.37	14.42				15.20			
		2-Wire VG Line Side Unbundled Outward PBX Trunk - Bus			UEPSP	UEPPO	1.52	30.37	14.42				15.20			
		2-Wire VG Line Side Unbundled Incoming PBX Trunk - Bus			UEPSP	UEPP1	1.52	30.37	14.42				15.20			
		2-Wire Analog Long Distance Terminal PBX Trunk - Bus			UEPSP	UEPLD	1.52	30.37	14.42				15.20			
		2-Wire Voice Unbundled 2-Way PBX Louisiana Calling Port			UEPSP	UEPL2	1.52	30.37	14.42				15.20			
		2-Wire Voice Unbundled PBX LD Terminal Ports			UEPSP	UEPLD	1.52	30.37	14.42				15.20			
		2-Wire Voice Unbundled 2-Way PBX Usage Port			UEPSP	UEPXA	1.52	30.37	14.42				15.20			
		2-Wire Voice Unbundled PBX Toll Terminal Hotel Ports			UEPSP	UEPXB	1.52	30.37	14.42				15.20			
		2-Wire Voice Unbundled PBX LD DDD Terminals Port			UEPSP	UEPXC	1.52	30.37	14.42				15.20			
		2-Wire Voice Unbundled PBX LD Terminal Switchboard Port			UEPSP	UEPXD	1.52	30.37	14.42				15.20			
		2-Wire Voice Unbundled PBX LD Terminal Switchboard IDD Capable Port			UEPSP	UEPXE	1.52	30.37	14.42				15.20			
		2-Wire Voice Unbundled 2-Way PBX Louisiana Local Optional Calling Port			UEPSP	UEPKX	1.52	30.37	14.42				15.20			
		2-Wire Voice Unbundled 2-Way PBX Hotel/Hospital Economy Administrative Calling Port			UEPSP	UEPXL	1.52	30.37	14.42				15.20			
		2-Wire Voice Unbundled 2-Way PBX Hotel/Hospital Economy Room Calling Port			UEPSP	UEPXM	1.52	30.37	14.42				15.20			
		2-Wire Voice Unbundled 1-Way Outgoing PBX Hotel/Hospital Discount Room Calling Port			UEPSP	UEPXO	1.52	30.37	14.42				15.20			
		2-Wire Voice Unbundled 1-Way Outgoing PBX Louisiana Local Discount Calling Port			UEPSP	UEPXP	1.52	30.37	14.42				15.20			
		2-Wire Voice Unbundled 1-Way Outgoing PBX Measured Port			UEPSP	UEPXS	1.52	30.37	14.42				15.20			
		Subsequent Activity			UEPSP	USASC	0.00	0.00	0.00				15.20			
	FEATURES															
		All Available Vertical Features			UEPSP	UEPSE	0.00	0.00	0.00				15.20			
	EXCHANGE PORT RATES (COIN)															
		Exchange Ports - Coin Port					1.52	2.31	2.21				15.20			
NOTE: Transmission/usage charges associated with POTS circuit switched usage will also apply to circuit switched voice and/or circuit switched data transmission by B-Channels associated with 2-wire ISDN ports.																
NOTE: Access to B Channel or D Channel Packet capabilities will be available only through BFR/New Business Request Process. Rates for the packet capabilities will be determined via the Bona Fide Request/New Business Request Process.																
UNBUNDLED LOCAL EXCHANGE SWITCHING(PORTS)																
	EXCHANGE PORT RATES (DID & PBX)															
		Exchange Ports - 2-Wire DID Port			UEPEX	UEPP2	8.29	115.85	18.20				15.20			
		Exchange Ports - DDITS Port - 4-Wire DS1 Port with DID capability			UEPDD	UEPDD	68.47	196.18	92.92				15.20			
		Exchange Ports - 2-Wire ISDN Port (See Notes below.)			UEPTX	UEPSX	10.07	70.76	51.46				15.20			

UNBUNDLED NETWORK ELEMENTS - Louisiana														Attachment: 2		Exhibit: B		
CATEGORY	RATE ELEMENTS				Interim	Zone	BCS	USOC	RATES(\$)			Svc Order Submitted Elec per LSR	Svc Order Submitted Manually per LSR	Incremental Charge - Manual Svc Order vs. Electronic-1st	Incremental Charge - Manual Svc Order vs. Electronic-Add'l	Incremental Charge - Manual Svc Order vs. Electronic-Disc 1st	Incremental Charge - Manual Svc Order vs. Electronic-Disc Add'l	
														OSS Rates(\$)				
									Rec	First	Add'l		First	Add'l	SOME C	SOMAN	SOMAN	SOMAN
		All Features Offered						UEPTX UEPSX	UEPVF	0.00	0.00	0.00						
NOTE: Transmission/usage charges associated with POTS circuit switched usage will also apply to circuit switched voice and/or circuit switched data transmission by B-Channels associated with 2-wire ISDN ports.																		
NOTE: Access to B Channel or D Channel Packet capabilities will be available only through BFR/New Business Request Process. Rates for the packet capabilities will be determined via the Bona Fide Request/New Business Request Process.																		
		Exchange Ports - 2-Wire ISDN Port -- Channel Profiles						UEPTX UEPSX	U1UMA	0.00	0.00	0.00						
		Exchange Ports - 4-Wire ISDN DS1 Port						UEPEX	UEPEX	94.82	197.92	98.62			15.20			
UNBUNDLED LOCAL SWITCHING, PORT USAGE																		
		End Office Switching (Port Usage)																
		End Office Switching Function, Per MOU								0.001868								
		End Office Trunk Port - Shared, Per MOU								0.00018								
		Tandem Switching (Port Usage) (Local or Access Tandem)																
		Tandem Switching Function Per MOU								0.0001067								
		Tandem Trunk Port - Shared, Per MOU								0.000222								
		Common Transport																
		Common Transport - Per Mile, Per MOU								0.0000032								
		Common Transport - Facilities Termination Per MOU								0.0003748								
UNBUNDLED PORT/LOOP COMBINATIONS - COST BASED RATES																		
Cost Based Rates are applied where BellSouth is required by FCC and/or State Commission rule to provide Unbundled Local Switching or Switch Ports.																		
Features shall apply to the Unbundled Port/Loop Combination - Cost Based Rate section in the same manner as they are applied to the Stand-Alone Unbundled Port section of this Rate Exhibit.																		
End Office and Tandem Switching Usage and Common Transport Usage rates in the Port section of this rate exhibit shall apply to all combinations of loop/port network elements except for UNE Coin Port/Loop Combinations.																		
For Georgia, Kentucky, Louisiana, Mississippi, South Carolina and Tennessee, the recurring UNE Port and Loop charges listed apply to Currently Combined and Not Currently Combined Combos. The first and additional Port nonrecurring charges apply to Not Currently Combined Combos for all states. In GA, KY, LA, MS, SC and TN these nonrecurring charges are commission ordered cost based rates and in AL, FL and NC these nonrecurring charges are Market Rates and are also listed in the Market Rate section.																		
For Currently Combined Combos in all other states, the nonrecurring charges shall be those identified in the Nonrecurring - Currently Combined sections.																		
2-WIRE VOICE GRADE LOOP WITH 2-WIRE LINE PORT (RES)																		
UNE Port/Loop Combination Rates																		
		2-Wire VG Loop/Port Combo - Zone 1					1			13.13								
		2-Wire VG Loop/Port Combo - Zone 2					2			23.75								
		2-Wire VG Loop/Port Combo - Zone 3					3			49.62								
UNE Loop Rates																		
		2-Wire Voice Grade Loop (SL1) - Zone 1					1	UEPRX	UEPLX	11.77								
		2-Wire Voice Grade Loop (SL1) - Zone 2					2	UEPRX	UEPLX	22.39								
		2-Wire Voice Grade Loop (SL1) - Zone 3					3	UEPRX	UEPLX	48.26								
2-Wire Voice Grade Line Port Rates (Res)																		
		2-Wire voice unbundled port - residence						UEPRX	UEPRL	1.36	38.85	19.08			15.20			
		2-Wire voice unbundled port with Caller ID - res						UEPRX	UEPRC	1.36	38.85	19.08			15.20			
		2-Wire voice unbundled port outgoing only - res						UEPRX	UEPRO	1.36	38.85	19.08			15.20			
		2-Wire voice Grade unbundled Louisiana extended local dialing parity port with Caller ID - res						UEPRX	UEPAS	1.36	38.85	19.08			15.20			
		2-Wire voice unbundled Louisiana Area Plus with Caller ID - res (RUL)						UEPRX	UEPAG	1.36	38.85	19.08			15.20			
		2-Wire voice unbundles res, low usage line port with Caller ID (LUM)						UEPRX	UEPAP	1.36	38.85	19.08			15.20			
FEATURES																		
		All Features Offered						UEPRX	UEPVF	0.00	0.00	0.00			15.20			
LOCAL NUMBER PORTABILITY																		
		Local Number Portability (1 per port)						UEPRX	LNPCX	0.35								
NONRECURRING CHARGES (NRCs) - CURRENTLY COMBINED																		
		2-Wire Voice Grade Loop / Line Port Combination - Conversion - Switch-as-is						UEPRX	USAC2		0.10	0.10			15.20			
		2-Wire Voice Grade Loop / Line Port Combination - Conversion - Switch with change						UEPRX	USACC		0.10	0.10			15.20			
ADDITIONAL NRCs																		
		2-Wire Voice Grade Loop/Line Port Combination - Subsequent Activity						UEPRX	USAS2	0.00	0.00	0.00			15.20			
2-WIRE VOICE GRADE LOOP WITH 2-WIRE LINE PORT (BUS)																		
UNE Port/Loop Combination Rates																		
		2-Wire VG Loop/Port Combo - Zone 1					1			13.13								
		2-Wire VG Loop/Port Combo - Zone 2					2			23.75							20.00	
		2-Wire VG Loop/Port Combo - Zone 3					3			49.62								
UNE Loop Rates																		

UNBUNDLED NETWORK ELEMENTS - Louisiana												Attachment: 2		Exhibit: B			
CATEGORY	RATE ELEMENTS		Interim	Zone	BCS	USOC	RATES(\$)				Svc Order Submitted Elec per LSR	Svc Order Submitted Manually per LSR	Incremental Charge - Manual Svc Order vs. Electronic-1st	Incremental Charge - Manual Svc Order vs. Electronic-Add'l	Incremental Charge - Manual Svc Order vs. Electronic-Disc 1st	Incremental Charge - Manual Svc Order vs. Electronic-Disc Add'l	
								Nonrecurring		Nonrecurring Disconnect		OSS Rates(\$)					
							Rec	First	Add'l	First	Add'l	SOME C	SOMAN	SOMAN	SOMAN	SOMAN	SOMAN
		2-Wire Voice Grade Loop (SL1) - Zone 1		1	UEPBX	UEPLX	11.77										
		2-Wire Voice Grade Loop (SL1) - Zone 2		2	UEPBX	UEPLX	22.39										
		2-Wire Voice Grade Loop (SL1) - Zone 3		3	UEPBX	UEPLX	48.26										
		2-Wire Voice Grade Line Port (Bus)															
		2-Wire voice unbundled port without Caller ID - bus			UEPBX	UEPBL	1.36	38.85	19.08				15.20				
		2-Wire voice unbundled port with Caller + E484 ID - bus			UEPBX	UEPBC	1.36	38.85	19.08				15.20				
		2-Wire voice unbundled port outgoing only - bus			UEPBX	UEPBO	1.36	38.85	19.08				15.20				
		2-Wire voice Grade unbundled Louisiana extended local dialing parity port with Caller ID - bus			UEPBX	UEPAX	1.36	38.85	19.08				15.20				
		2-Wire voice unbundled incoming only port with Caller ID - Bus			UEPBX	UEPB1	1.36	38.85	19.08				15.20				
		2-Wire voice unbundled Louisiana Bus Area Calling Port with Caller ID (BUC)			UEPBX	UEPAA	1.36	38.85	19.08				15.20				
		LOCAL NUMBER PORTABILITY															
		Local Number Portability (1 per port)			UEPBX	LNPCX	0.35										
		FEATURES															
		All Features Offered			UEPBX	UEPVF	0.00	0.00	0.00				15.20				
		NONRECURRING CHARGES (NRCs) - CURRENTLY COMBINED															
		2-Wire Voice Grade Loop / Line Port Combination - Conversion - Switch-as-is			UEPBX	USAC2		0.10	0.10				15.20				
		2-Wire Voice Grade Loop / Line Port Combination - Conversion - Switch with change			UEPBX	USACC		0.10	0.10				15.20				
		ADDITIONAL NRCs															
		2-Wire Voice Grade Loop/Line Port Combination - Subsequent Activity			UEPBX	USAS2		0.00	0.00				15.20				
		2-WIRE VOICE GRADE LOOP WITH 2-WIRE LINE PORT (RES - PBX)															
		UNE Port/Loop Combination Rates															
		2-Wire VG Loop/Port Combo - Zone 1		1			13.13										
		2-Wire VG Loop/Port Combo - Zone 2		2			23.75										
		2-Wire VG Loop/Port Combo - Zone 3		3			49.62										
		UNE Loop Rates															
		2-Wire Voice Grade Loop (SL 1) - Zone 1		1	UEPRG	UEPLX	11.77										
		2-Wire Voice Grade Loop (SL 1) - Zone 2		2	UEPRG	UEPLX	22.39										
		2-Wire Voice Grade Loop (SL 1) - Zone 3		3	UEPRG	UEPLX	48.26										
		2-Wire Voice Grade Line Port Rates (RES - PBX)															
		2-Wire VG Unbundled Combination 2-Way PBX Trunk Port - Res			UEPRG	UEPRD	1.36	66.91	31.29				15.20				
		LOCAL NUMBER PORTABILITY															
		Local Number Portability (1 per port)			UEPRG	LNPCP	3.15	0.00	0.00				15.20				
		FEATURES															
		All Features Offered			UEPRG	UEPVF	0.00	0.00	0.00				15.20				
		NONRECURRING CHARGES (NRCs) - CURRENTLY COMBINED															
		2-Wire Voice Grade Loop/ Line Port Combination (PBX) - Conversion - Switch-As-Is			UEPRG	USAC2		7.68	1.85				15.20				
		2-Wire Voice Grade Loop/ Line Port Combination (PBX) - Conversion - Switch with Change			UEPRG	USACC		7.68	1.85				15.20				
		ADDITIONAL NRCs															
		2-Wire Voice Grade Loop/ Line Port Combination (PBX) - Subsequent Activity			UEPRG	USAS2	0.00	0.00	0.00				15.20				
		PBX Subsequent Activity - Change/Rearrange Multiline Hunt Group						7.11	7.11				15.20				
		2-WIRE VOICE GRADE LOOP WITH 2-WIRE LINE PORT (BUS - PBX)															
		UNE Port/Loop Combination Rates															
		2-Wire VG Loop/Port Combo - Zone 1		1			13.13										
		2-Wire VG Loop/Port Combo - Zone 2		2			23.75										
		2-Wire VG Loop/Port Combo - Zone 3		3			49.62										
		UNE Loop Rates															
		2-Wire Voice Grade Loop (SL 1) - Zone 1		1	UEPPX	UEPLX	11.77										
		2-Wire Voice Grade Loop (SL 1) - Zone 2		2	UEPPX	UEPLX	22.39										
		2-Wire Voice Grade Loop (SL 1) - Zone 3		3	UEPPX	UEPLX	48.26										

UNBUNDLED NETWORK ELEMENTS - Louisiana												Attachment: 2		Exhibit: B		
CATEGORY		RATE ELEMENTS	Interim	Zone	BCS	USOC	RATES(\$)			Svc Order Submitted Elec per LSR	Svc Order Submitted Manually per LSR	Incremental Charge - Manual Svc Order vs. Electronic-1st	Incremental Charge - Manual Svc Order vs. Electronic-Add'l	Incremental Charge - Manual Svc Order vs. Electronic-Disc 1st	Incremental Charge - Manual Svc Order vs. Electronic-Disc Add'l	
								Nonrecurring		Nonrecurring Disconnect		OSS Rates(\$)				
							Rec	First	Add'l	First	Add'l	SOME C	SOMAN	SOMAN	SOMAN	SOMAN
		2-Wire Voice Grade Line Port Rates (BUS - PBX)														
		Line Side Unbundled Combination 2-Way PBX Trunk Port - Bus			UEPPX	UEPPC	1.36	66.91	31.29				15.20			
		Line Side Unbundled Outward PBX Trunk Port - Bus			UEPPX	UEPPO	1.36	66.91	31.29				15.20			
		Line Side Unbundled Incoming PBX Trunk Port - Bus			UEPPX	UEPP1	1.36	66.91	31.29				15.20			
		2-Wire Voice Unbundled 2-Way Combination PBX Louisiana Calling Port			UEPPX	UEPL2	1.36	66.91	31.29				15.20			
		2-Wire Voice Unbundled PBX LD Terminal Ports			UEPPX	UEPLD	1.36	66.91	31.29				15.20			
		2-Wire Voice Unbundled 2-Way Combination PBX Usage Port			UEPPX	UEPXA	1.36	66.91	31.29				15.20			
		2-Wire Voice Unbundled PBX Toll Terminal Hotel Ports			UEPPX	UEPXB	1.36	66.91	31.29				15.20			
		2-Wire Voice Unbundled PBX LD DDD Terminals Port			UEPPX	UEPXC	1.36	66.91	31.29				15.20			
		2-Wire Voice Unbundled PBX LD Terminal Switchboard Port			UEPPX	UEPXD	1.36	66.91	31.29				15.20			
		2-Wire Voice Unbundled PBX LD Terminal Switchboard IDD Capable Port			UEPPX	UEPXE	1.36	66.91	31.29				15.20			
		2-Wire Voice Unbundled 2-Way PBX Louisiana Local Optional Calling Port			UEPPX	UEPKK	1.36	66.91	31.29				15.20			
		2-Wire Voice Unbundled 2-Way PBX Hotel/Hospital Economy Administrative Calling Port			UEPPX	UEPXL	1.36	66.91	31.29				15.20			
		2-Wire Voice Unbundled 2-Way PBX Hotel/Hospital Economy Room Calling Port			UEPPX	UEPXM	1.36	66.91	31.29				15.20			
		2-Wire Voice Unbundled 1-Way Outgoing PBX Hotel/Hospital Discount Room Calling Port			UEPPX	UEPXO	1.36	66.91	31.29				15.20			
		2-Wire Voice Unbundled 1-Way Outgoing PBX Louisiana Local Discount Calling Port			UEPPX	UEPXP	1.36	66.91	31.29				15.20			
		2-Wire Voice Unbundled 1-Way Outgoing PBX Measured Port			UEPPX	UEPXS	1.36	66.91	31.29				15.20			
		LOCAL NUMBER PORTABILITY														
		Local Number Portability (1 per port)			UEPPX	LNPCP	3.15	0.00	0.00				15.20			
		FEATURES														
		All Features Offered			UEPPX	UEPVF	0.00	0.00	0.00				15.20			
		NONRECURRING CHARGES (NRCs) - CURRENTLY COMBINED														
		2-Wire Voice Grade Loop/ Line Port Combination (PBX) - Conversion - Switch-As-Is			UEPPX	USAC2		7.68	1.85				15.20			
		2-Wire Voice Grade Loop/ Line Port Combination (PBX) - Conversion - Switch with Change			UEPPX	USACC		7.68	1.85				15.20			
		ADDITIONAL NRCs														
		2-Wire Voice Grade Loop/ Line Port Combination (PBX) - Subsequent Activity			UEPPX	USAS2	0.00	0.00	0.00				15.20			
		PBX Subsequent Activity - Change/Rearrange Multiline Hunt Group						7.11	7.11				15.20			
		2-WIRE VOICE GRADE LOOP WITH 2-WIRE ANALOG LINE COIN PORT														
		UNE Port/Loop Combination Rates														
		2-Wire VG Coin Port/Loop Combo – Zone 1		1			13.13									
		2-Wire VG Coin Port/Loop Combo – Zone 2		2			23.75									
		2-Wire VG Coin Port/Loop Combo – Zone 3		3			49.62									
		UNE Loop Rates														
		2-Wire Voice Grade Loop (SL1) - Zone 1		1	UEPCO	UEPLX	11.77									
		2-Wire Voice Grade Loop (SL1) - Zone 2		2	UEPCO	UEPLX	22.39									
		2-Wire Voice Grade Loop (SL1) - Zone 3		3	UEPCO	UEPLX	48.26									
		2-Wire Voice Grade Line Ports (COIN)														
		2-Wire Coin 2-Way without Operator Screening and without Blocking (AL, KY, LA, MS)			UEPCO	UEPRF	1.36	38.85	19.08				15.20			
		2-Wire Coin 2-Way with Operator Screening and Blocking: 011, 900/976, 1+DDD (AL, KY, LA, MS)			UEPCO	UEPRA	1.36	38.85	19.08				15.20			
		2-Wire Coin 2-Way with Operator Screening and 011 Blocking (AL, LA, MS)			UEPCO	UEPRB	1.36	38.85	19.08				15.20			
		2-Wire Coin 2-Way with Operator Screening & Blocking: 900/976, 1+DDD, 011+, & Local (AL, KY, LA, MS)			UEPCO	UEPCD	1.36	38.85	19.08				15.20			
		2-Wire Coin Outward without Blocking and without Operator Screening (KY, LA, MS)			UEPCO	UEPRN	1.36	38.85	19.08				15.20			

UNBUNDLED NETWORK ELEMENTS - Louisiana												Attachment: 2		Exhibit: B			
CATEGORY	RATE ELEMENTS		Interim	Zone	BCS	USOC	RATES(\$)			Svc Order Submitted Elec per LSR	Svc Order Submitted Manually per LSR	Incremental Charge - Manual Svc Order vs. Electronic-1st	Incremental Charge - Manual Svc Order vs. Electronic-Add'l	Incremental Charge - Manual Svc Order vs. Electronic-Disc 1st	Incremental Charge - Manual Svc Order vs. Electronic-Disc Add'l		
												OSS Rates(\$)					
							Rec	First	Add'l	First	Add'l	SOMEc	SOMAN	SOMAN	SOMAN	SOMAN	SOMAN
		2-Wire Coin Outward with Operator Screening and 011 Blocking (LA)			UEPCO	UEPLA	1.36	38.85	19.08				15.20				
		2-Wire Coin Outward with Operator Screening and Blocking: 011, 900/976, 1+DDD (AL, KY, LA, MS)			UEPCO	UEPRH	1.36	38.85	19.08				15.20				
		2-Wire Coin Outward Operator Screening & Blocking: 900/976, 1+DDD, 011+, and Local (AL, KY, LA, MS)			UEPCO	UEPCN	1.36	38.85	19.08				15.20				
		2-Wire Coin 2-Way Smartline with 900/976 (Louisiana only)			UEPCO	UEPNA	1.36	38.85	19.08				15.20				
		2-Wire Coin Outward Smartline with 900/976 (Louisiana only)			UEPCO	UEPCB	1.36	38.85	19.08				15.20				
		ADDITIONAL UNE COIN PORT/LOOP (RC)															
		UNE Coin Port/Loop Combo Usage (Flat Rate)			UEPCO	URECU	1.81	0.00	0.00				15.20				
		LOCAL NUMBER PORTABILITY															
		Local Number Portability (1 per port)			UEPCO	LNPCX	0.35										
		NONRECURRING CHARGES - CURRENTLY COMBINED															
		2-Wire Voice Grade Loop / Line Port Combination - Conversion - Switch-as-is			UEPCO	USAC2		0.10	0.10				15.20				
		2-Wire Voice Grade Loop / Line Port Combination - Conversion - Switch with change			UEPCO	USACC		0.10	0.10				15.20				
		ADDITIONAL NRCs															
		2-Wire Voice Grade Loop/Line Port Combination - Subsequent Activity			UEPCO	USAS2		0.00	0.00				15.20				
		UNBUNDLED REMOTE CALL FORWARDING - RES															
		UNBUNDLED REMOTE CALL FORWARDING - Bus															
		Unbundled Remote Call Forwarding, InterState/Intra LATA-Bus			UEPVB	UEPVJ	1.52	2.31	2.21				15.20				
UNBUNDLED PORT/LOOP COMBINATIONS - COST BASED RATES																	
2-WIRE VOICE GRADE LOOP- BUS ONLY - WITH 2-WIRE DID TRUNK PORT																	
UNE Port/Loop Combination Rates																	
		2-Wire VG Loop/2-Wire DID Trunk Port Combo - UNE Zone 1		1			23.20										
		2-Wire VG Loop/2-Wire DID Trunk Port Combo - UNE Zone 2		2			33.62										
		2-Wire VG Loop/2-Wire DID Trunk Port Combo - UNE Zone 3		3			58.73										
UNE Loop Rates																	
		2-Wire Analog Voice Grade Loop - (SL2) - UNE Zone 1		1	UEPPX	UECD1	14.93						15.20				
		2-Wire Analog Voice Grade Loop - (SL2) - UNE Zone 2		2	UEPPX	UECD1	25.35						15.20				
		2-Wire Analog Voice Grade Loop - (SL2) - UNE Zone 3		3	UEPPX	UECD1	50.46						15.20				
UNE Port Rate																	
		Exchange Ports - 2-Wire DID Port			UEPPX	UEPD1	8.27	217.95	83.92				15.20				
NONRECURRING CHARGES - CURRENTLY COMBINED																	
		2-Wire Voice Grade Loop / 2-Wire DID Trunk Port Combination - Switch-as-is			UEPPX	USAC1		7.10	1.81				15.20				
		2-Wire Voice Grade Loop / 2-Wire DID Trunk Port Conversion with BellSouth Allowable Changes			UEPPX	USA1C		7.10	1.81				15.20				
ADDITIONAL NRCs																	
		2-Wire DID Subsequent Activity - Add Trunks, Per Trunk			UEPPX	USAS1		26.01	26.01				15.20				
Telephone Number/Trunk Group Establishment Charges																	
		DID Trunk Termination (One Per Port)			UEPPX	NDT	0.00	0.00	0.00				15.20				
		Additional DID Numbers for each Group of 20 DID Numbers			UEPPX	ND4	0.00	0.00	0.00				15.20				
		DID Numbers, Non- consecutive DID Numbers , Per Number			UEPPX	ND5	0.00	0.00	0.00				15.20				
		Reserve Non-Consecutive DID numbers			UEPPX	ND6	0.00	0.00	0.00				15.20				
		Reserve DID Numbers			UEPPX	NDV	0.00	0.00	0.00				15.20				
LOCAL NUMBER PORTABILITY																	
		Local Number Portability (1 per port)			UEPPX	LNPCP	3.15	0.00	0.00								
2-WIRE ISDN DIGITAL GRADE LOOP WITH 2-WIRE ISDN DIGITAL LINE SIDE PORT																	
UNE Port/Loop Combination Rates																	
		2W ISDN Digital Grade Loop/2W ISDN Digital Line Side Port - UNE Zone 1		1	UEPPB	UEPPR	27.48										
		2W ISDN Digital Grade Loop/2W ISDN Digital Line Side Port - UNE Zone 2		2	UEPPB	UEPPR	40.34										
		2W ISDN Digital Grade Loop/2W ISDN Digital Line Side Port - UNE Zone 3		3	UEPPB	UEPPR	70.99										
UNE Loop Rates																	

UNBUNDLED NETWORK ELEMENTS - Louisiana													Attachment: 2		Exhibit: B	
CATEGORY	RATE ELEMENTS	Interim	Zone	BCS	USOC	RATES(\$)				Svc Order Submitted Elec per LSR	Svc Order Submitted Manually per LSR	Incremental Charge - Manual Svc Order vs. Electronic-1st	Incremental Charge - Manual Svc Order vs. Electronic-Add'l	Incremental Charge - Manual Svc Order vs. Electronic-Disc 1st	Incremental Charge - Manual Svc Order vs. Electronic-Disc Add'l	
							Nonrecurring		Nonrecurring Disconnect		OSS Rates(\$)					
						Rec	First	Add'l	First	Add'l	SOME C	SOMAN	SOMAN	SOMAN	SOMAN	
	2-Wire ISDN Digital Grade Loop - UNE Zone 1		1	UEPPB UEPPR	USL2X	19.09						15.20				
	2-Wire ISDN Digital Grade Loop - UNE Zone 2		2	UEPPB UEPPR	USL2X	31.95						15.20				
	2-Wire ISDN Digital Grade Loop - UNE Zone 3		3	UEPPB UEPPR	USL2X	62.60						15.20				
	UNE Port Rate															
	Exchange Port - 2-Wire ISDN Line Side Port			UEPPB UEPPR	UEPPB	8.39	184.10	128.42				15.20				
	NONRECURRING CHARGES - CURRENTLY COMBINED															
	2-Wire ISDN Digital Grade Loop / 2-Wire ISDN Line Side Port Combination - Conversion			UEPPB UEPPR	USACB	0.00	37.40	26.23				15.20				
	ADDITIONAL NRCs															
	LOCAL NUMBER PORTABILITY															
	Local Number Portability (1 per port)			UEPPB UEPPR	LNPCX	0.35	0.00	0.00								
	B-CHANNEL USER PROFILE ACCESS:															
	CVS/CSD (DMS/5ESS)			UEPPB UEPPR	U1UCA	0.00	0.00	0.00								
	CVS (EWSD)			UEPPB UEPPR	U1UCB	0.00	0.00	0.00								
	CSD			UEPPB UEPPR	U1UCC	0.00	0.00	0.00								
	B-CHANNEL AREA PLUS USER PROFILE ACCESS: (AL,KY,LA,MS SC,MS, & TN)															
	CVS/CSD (DMS/5ESS)			UEPPB UEPPR	U1UCD	0.00	0.00	0.00								
	CVS (EWSD)			UEPPB UEPPR	U1UCE	0.00	0.00	0.00								
	CSD			UEPPB UEPPR	U1UCF	0.00	0.00	0.00								
	USER TERMINAL PROFILE															
	User Terminal Profile (EWSD only)			UEPPB UEPPR	U1UMA	0.00	0.00	0.00								
	VERTICAL FEATURES															
	All Vertical Features - One per Channel B User Profile			UEPPB UEPPR	UEPVF	0.00	0.00	0.00				15.20				
	INTEROFFICE CHANNEL MILEAGE															
	Interoffice Channel mileage each, including first mile and facilities termination			UEPPB UEPPR	M1GNC	22.613	39.36	26.62				15.20				
	Interoffice Channel mileage each, additional mile			UEPPB UEPPR	M1GNM	0.013	0.00	0.00				15.20				
	4-WIRE DS1 DIGITAL LOOP WITH 4-WIRE ISDN DS1 DIGITAL TRUNK PORT															
	UNE Port/Loop Combination Rates															
	4W DS1 Digital Loop/4W ISDN DS1 Digital Trunk Port - UNE Zone 1		1	UEPPP		180.52										
	4W DS1 Digital Loop/4W ISDN DS1 Digital Trunk Port - UNE Zone 2		2	UEPPP		289.78										
	4W DS1 Digital Loop/4W ISDN DS1 Digital Trunk Port - UNE Zone 3		3	UEPPP		586.76										
	UNE Loop Rates															
	4-Wire DS1 Digital Loop - UNE Zone 1		1	UEPPP	USL4P	85.70						15.20				
	4-Wire DS1 Digital Loop - UNE Zone 2		2	UEPPP	USL4P	194.96						15.20				
	4-Wire DS1 Digital Loop - UNE Zone 3		3	UEPPP	USL4P	491.94						15.20				
	UNE Port Rate															
	Exchange Ports - 4-Wire ISDN DS1 Port			UEPPP	UEPPP	94.82	443.08	251.60				15.20				
	NONRECURRING CHARGES - CURRENTLY COMBINED															
	4-Wire DS1 Digital Loop / 4-Wire ISDN DS1 Digital Trunk Port Combination - Conversion - Switch-as-is			UEPPP	USACP	0.00	115.63	76.29				15.20				
	ADDITIONAL NRCs															
	4-Wire DS1 Loop/4-W ISDN Digtl Trk Port - Subsqtl Actvy-Inward/two way tel nos within Std Allowance (except NC)			UEPPP	PR7TF		0.48					15.20				
	4-Wire DS1 Loop / 4-Wire ISDN DS1 Digital Trunk Port - Outward Tel Numbers (All States except NC)			UEPPP	PR7TO		11.18	11.18				15.20				
	4-Wire DS1 Loop / 4-Wire ISDN DS1 Digital Trk Port - Subsequent Inward Tel Nos Above Std Allowance			UEPPP	PR7ZT		22.35	22.35				15.20				
	LOCAL NUMBER PORTABILITY															
	Local Number Portability (1 per port)			UEPPP	LNPCN	1.75										
	INTERFACE (Provisioning Only)															
	Voice/Data			UEPPP	PR71V	0.00	0.00	0.00								
	Digital Data			UEPPP	PR71D	0.00	0.00	0.00								
	Inward Data			UEPPP	PR71E	0.00	0.00	0.00								
	New or Additional "B" Channel															

UNBUNDLED NETWORK ELEMENTS - Louisiana														Attachment: 2		Exhibit: B			
CATEGORY	RATE ELEMENTS					Interi m	Zone	BCS	USOC	RATES(\$)				Svc Order Submitted Elec per LSR	Svc Order Submitted Manually per LSR	Incremental Charge - Manual Svc Order vs. Electronic- 1st	Incremental Charge - Manual Svc Order vs. Electronic- Add'l	Incremental Charge - Manual Svc Order vs. Electronic- Disc 1st	Incremental Charge - Manual Svc Order vs. Electronic- Disc Add'l
										Rec	Nonrecurring		Nonrecurring Disconnect		OSS Rates(\$)				
											First	Add'l	First	Add'l	SOMEc	SOMAN	SOMAN	SOMAN	SOMAN
								UEPPP	PR7BV	0.00	14.11					15.20			
								UEPPP	PR7BF	0.00	14.11					15.20			
								UEPPP	PR7BD	0.00	14.11					15.20			
		CALL TYPES																	
								UEPPP	PR7C1	0.00	0.00	0.00							
								UEPPP	PR7C0	0.00	0.00	0.00							
								UEPPP	PR7CC	0.00	0.00	0.00							
		Interoffice Channel Mileage																	
								UEPPP	1LN1A	70.7532	86.69	79.44				15.20			
								UEPPP	1LN1B	0.2652									
		4-WIRE DS1 DIGITAL LOOP WITH 4-WIRE DDITS TRUNK PORT																	
		UNE Port/Loop Combination Rates																	
						1		UEPDC		154.17						15.20			
						2		UEPDC		263.43						15.20			
						3		UEPDC		560.41						15.20			
		UNE Loop Rates																	
						1		UEPDC	USLDC	85.70						15.20			
						2		UEPDC	USLDC	194.96						15.20			
						3		UEPDC	USLDC	491.94						15.20			
		UNE Port Rate																	
								UEPDC	UDD1T	68.47	441.34	245.90				15.20			
		NONRECURRING CHARGES - CURRENTLY COMBINED																	
								UEPDC	USAC4		125.75	65.08				15.20			
								UEPDC	USAWA		125.75	65.08				15.20			
								UEPDC	USAWB		125.75	65.08				15.20			
		ADDITIONAL NRCs																	
								UEPDC	UDTTA		14.06	14.06				15.20			
								UEPDC	UDTTB		14.06	14.06				15.20			
								UEPDC	UDTTC		14.06	14.06				15.20			
								UEPDC	UDTTD		14.06	14.06				15.20			
								UEPDC	UDTTE		14.06	14.06				15.20			
		BIPOLAR 8 ZERO SUBSTITUTION																	
								UEPDC	CCOSF		0.00	605.00				15.20			
								UEPDC	CCOEF		0.00	605.00				15.20			
		Alternate Mark Inversion																	
								UEPDC	MCOSF		0.00	0.00							
								UEPDC	MCOPO		0.00	0.00							
		Telephone Number/Trunk Group Establishment Charges																	
								UEPDC	UDTGX	0.00						15.20			
								UEPDC	UDTGY	0.00						15.20			
								UEPDC	UDTGZ	0.00						15.20			
								UEPDC	ND4	0.00						15.20			
								UEPDC	ND5	0.00						15.20			
								UEPDC	ND6	0.00	0.00	0.00				15.20			
								UEPDC	NDV	0.00	0.00	0.00				15.20			
		Dedicated DS1 (Interoffice Channel Mileage) - FX/FCO for 4-Wire DS1 Digital Loop with 4-Wire DDITS Trunk Port																	
								UEPDC	1LNO1	70.47	86.69	79.44				15.20			
								UEPDC	1LNOA	0.2652	0.00	0.00							

UNBUNDLED NETWORK ELEMENTS - Louisiana												Attachment: 2		Exhibit: B				
CATEGORY	RATE ELEMENTS				Interim	Zone	BCS	USOC	RATES(\$)				Svc Order Submitted Elec per LSR	Svc Order Submitted Manually per LSR	Incremental Charge - Manual Svc Order vs. Electronic-1st	Incremental Charge - Manual Svc Order vs. Electronic-Add'l	Incremental Charge - Manual Svc Order vs. Electronic-Disc 1st	Incremental Charge - Manual Svc Order vs. Electronic-Disc Add'l

UNBUNDLED NETWORK ELEMENTS - Louisiana												Attachment: 2		Exhibit: B			
CATEGORY	RATE ELEMENTS				Interim	Zone	BCS	USOC	RATES(\$)			Svc Order Submitted Elec per LSR	Svc Order Submitted Manually per LSR	Incremental Charge - Manual Svc Order vs. Electronic-1st	Incremental Charge - Manual Svc Order vs. Electronic-Add'l	Incremental Charge - Manual Svc Order vs. Electronic-Disc 1st	Incremental Charge - Manual Svc Order vs. Electronic-Disc Add'l
														OSS Rates(\$)			
									Rec	First	Add'l	First	Add'l	SOMEc	SOMAN	SOMAN	SOMAN
	Telephone Number/ Group Establishment Charges for DID Service																
		DID Trunk Termination (1 per Port)					UEPPX	NDT	0.00	0.00	0.00				15.20		
		DID Numbers - groups of 20 - Valid all States					UEPPX	ND4	0.00	0.00	0.00				15.20		
		Non-Consecutive DID Numbers - per number					UEPPX	ND5	0.00	0.00	0.00				15.20		
		Reserve Non-Consecutive DID Numbers					UEPPX	ND6	0.00	0.00	0.00				15.20		
		Reserve DID Numbers					UEPPX	NDV	0.00	0.00	0.00				15.20		
	Local Number Portability																
		Local Number Portability - 1 per port					UEPPX	LNPCP	3.15	0.00	0.00						
	FEATURES - Vertical and Optional																
	Local Switching Features Offered with Line Side Ports Only																
		All Features Available					UEPPX	UEPVF	0.00	0.00	0.00				15.20		
UNBUNDLED PORT LOOP COMBINATIONS - MARKET RATES																	
Market Rates shall apply where BellSouth is not required to provide unbundled local switching or switch ports per FCC and/or State Commission rules.																	
These scenarios include:																	
1. Unbundled port/loop combinations that are Not Currently Combined in Alabama, Florida and North Carolina.																	
2. Unbundled port/loop combinations that are Currently Combined or Not Currently Combined in Zone 1 of the Top 8 MSAs in BellSouth's region for end users with 4 or more DS0 equivalent lines.																	
The Top 8 MSAs in BellSouth's region are: FL (Orlando, Ft. Lauderdale, Miami); GA (Atlanta); LA (New Orleans); NC (Greensboro-Winston Salem-Highpoint/Charlotte-Gastonia-Rock Hill); TN (Nashville).																	
BellSouth currently is developing the billing capability to mechanically bill the recurring and non-recurring Market Rates in this section except for nonrecurring charges for not currently combined in AL, FL and NC. In the interim where BellSouth cannot bill Market Rates, BellSouth shall bill the rates in the Cost-Based section preceding in lieu of the Market Rates and reserves the right to true-up the billing difference.																	
The Market Rate for unbundled ports includes all available features in all states.																	
End Office and Tandem Switching Usage and Common Transport Usage rates in the Port section of this rate exhibit shall apply to all combinations of loop/port network elements except for UNE Coin Port/Loop Combinations which have a flat rate usage charge (USOC: URECU).																	
For Not Currently Combined scenarios where Market Rates apply, the Nonrecurring charges are listed in the First and Additional NRC columns for each Port USOC. For Currently Combined scenarios, the Nonrecurring charges are listed in the NRC - Currently Combined section. Additional NRCs may apply also and are categorized accordingly.																	
2-WIRE VOICE GRADE LOOP WITH 2-WIRE LINE PORT (RES)																	
UNE Port/Loop Combination Rates																	

UNBUNDLED NETWORK ELEMENTS - Louisiana												Attachment: 2		Exhibit: B		
CATEGORY	RATE ELEMENTS		Interim	Zone	BCS	USOC	RATES(\$)				Svc Order Submitted Elec per LSR	Svc Order Submitted Manually per LSR	Incremental Charge - Manual Svc Order vs. Electronic-1st	Incremental Charge - Manual Svc Order vs. Electronic-Add'l	Incremental Charge - Manual Svc Order vs. Electronic-Disc 1st	Incremental Charge - Manual Svc Order vs. Electronic-Disc Add'l
								Nonrecurring		Nonrecurring Disconnect		OSS Rates(\$)				
							Rec	First	Add'l	First	Add'l	SOME C	SOMAN	SOMAN	SOMAN	SOMAN
		2-Wire VG Loop/Port Combo - Zone 1		1			25.77									
		2-Wire VG Loop/Port Combo - Zone 2		2			36.39									
		2-Wire VG Loop/Port Combo - Zone 3		3			62.26									
	UNE Loop Rates															
		2-Wire Voice Grade Loop (SL1) - Zone 1		1	UEPBX	UEPLX	11.77									
		2-Wire Voice Grade Loop (SL1) - Zone 2		2	UEPBX	UEPLX	22.39									
		2-Wire Voice Grade Loop (SL1) - Zone 3		3	UEPBX	UEPLX	48.26									
	2-Wire Voice Grade Line Port (Bus)															
		2-Wire voice unbundled port without Caller ID - bus			UEPBX	UEPBL	14.00	90.00	90.00				31.92	7.32		
		2-Wire voice unbundled port with Caller + E484 ID - bus			UEPBX	UEPBC	14.00	90.00	90.00				31.92	7.32		
		2-Wire voice unbundled port outgoing only - bus			UEPBX	UEPBO	14.00	90.00	90.00				31.92	7.32		
		2-Wire voice Grade unbundled Louisiana extended local dialing parity port with Caller ID - bus			UEPBX	UEPAX	14.00	90.00	90.00				31.92	7.32		
		2-Wire voice unbundled Louisiana Bus Area Calling Port with Caller ID (BUC)			UEPBX	UEPAA	14.00	90.00	90.00				31.92	7.32		
	LOCAL NUMBER PORTABILITY															
		Local Number Portability (1 per port)			UEPBX	LNPCX	0.35									
	NONRECURRING CHARGES - CURRENTLY COMBINED															
		2-Wire Voice Grade Loop / Line Port Combination - Switch-as-is			UEPBX	USAC2		41.50	41.50				31.92	7.32		
		2-Wire Voice Grade Loop / Line Port Combination - Switch with change			UEPBX	USACC		41.50	41.50				31.92	7.32		
	ADDITIONAL NRCs															
		NRC - 2-Wire Voice Grade Loop/Line Port Combination - Subsequent			UEPBX	USAS2		0.00	0.00				31.92	7.32		
	2-WIRE VOICE GRADE LOOP WITH 2-WIRE LINE PORT (RES - PBX)															
	UNE Port/Loop Combination Rates															
		2-Wire VG Loop/Port Combo - Zone 1		1			25.77									
		2-Wire VG Loop/Port Combo - Zone 2		2			36.39									
		2-Wire VG Loop/Port Combo - Zone 3		3			62.26									
	UNE Loop Rates															
		2-Wire Voice Grade Loop (SL1) - Zone 1		1	UEPRG	UEPLX	11.77									
		2-Wire Voice Grade Loop (SL1) - Zone 2		2	UEPRG	UEPLX	22.39									
		2-Wire Voice Grade Loop (SL1) - Zone 3		3	UEPRG	UEPLX	48.26									
	2-Wire Voice Grade Line Port Rates (RES - PBX)															
		2-Wire VG Unbundled Combination 2-Way PBX Trunk Port - Res			UEPRG	UEPRD	14.00	90.00	90.00				31.92	7.32		
	LOCAL NUMBER PORTABILITY															
		Local Number Portability (1 per port)			UEPRG	LNPCP	3.15									
	NONRECURRING CHARGES - CURRENTLY COMBINED															
		2-Wire Voice Grade Loop/ Line Port Combination - Switch-As-Is			UEPRG	USAC2		41.50	41.50				31.92	7.32		
		2-Wire Voice Grade Loop/ Line Port Combination - Switch with Change			UEPRG	USACC		41.50	41.50				31.92	7.32		
	ADDITIONAL NRCs															
		2 Wire Loop/Line Side Port Combination - Non feature - Subsequent Activity- Nonrecurring						0.00	0.00				31.92	7.32		
		PBX Subsequent Activity - Change/Rearrange Multiline Hunt Group						14.64	14.64				31.92	7.32		
	2-WIRE VOICE GRADE LOOP WITH 2-WIRE LINE PORT (BUS - PBX)															
	UNE Port/Loop Combination Rates															
		2-Wire VG Loop/Port Combo - Zone 1		1			25.77									
		2-Wire VG Loop/Port Combo - Zone 2		2			36.39									
		2-Wire VG Loop/Port Combo - Zone 3		3			62.26									
	UNE Loop Rates															
		2-Wire Voice Grade Loop (SL1) - Zone 1		1	UEPPX	UEPLX	11.77									
		2-Wire Voice Grade Loop (SL1) - Zone 2		2	UEPPX	UEPLX	22.39									
		2-Wire Voice Grade Loop (SL1) - Zone 3		3	UEPPX	UEPLX	48.26									
	2-Wire Voice Grade Line Port Rates (BUS - PBX)															

UNBUNDLED NETWORK ELEMENTS - Louisiana												Attachment: 2		Exhibit: B			
CATEGORY	RATE ELEMENTS					Interim	Zone	BCS	USOC	RATES(\$)		Svc Order Submitted Elec per LSR	Svc Order Submitted Manually per LSR	Incremental Charge - Manual Svc Order vs. Electronic-1st	Incremental Charge - Manual Svc Order vs. Electronic-Add'l	Incremental Charge - Manual Svc Order vs. Electronic-Disc 1st	Incremental Charge - Manual Svc Order vs. Electronic-Disc Add'l
														OSS Rates(\$)			

UNBUNDLED NETWORK ELEMENTS - Louisiana												Attachment: 2		Exhibit: B			
CATEGORY	RATE ELEMENTS		Interim	Zone	BCS	USOC	RATES(\$)				Svc Order Submitted Elec per LSR	Svc Order Submitted Manually per LSR	Incremental Charge - Manual Svc Order vs. Electronic-1st	Incremental Charge - Manual Svc Order vs. Electronic-Add'l	Incremental Charge - Manual Svc Order vs. Electronic-Disc 1st	Incremental Charge - Manual Svc Order vs. Electronic-Disc Add'l	
							Rec	Nonrecurring		Nonrecurring Disconnect		OSS Rates(\$)					
		2-Wire Coin Outward without Blocking and without Operator Screening (KY, LA, MS)			UEPCO	UEPRN	14.00	90.00	90.00			SOME C	SOMAN	SOMAN	SOMAN	SOMAN	SOMAN
		2-Wire Coin Outward with Operator Screening and 011 Blocking (LA)			UEPCO	UEPLA	14.00	90.00	90.00					31.92	7.32		
		2-Wire Coin Outward with Operator Screening and Blocking: 011, 900/976, 1+DDD (AL, KY, LA, MS)			UEPCO	UEPRH	14.00	90.00	90.00					31.92	7.32		
		2-Wire Coin Outward Operator Screening & Blocking: 900/976, 1+DDD, 011+, & Local (AL, KY, LA, MS)			UEPCO	UEPCN	14.00	90.00	90.00					31.92	7.32		
	LOCAL NUMBER PORTABILITY																
		Local Number Portability (1 per port)			UEPCO	LNPCX	0.35										
	NONRECURRING CHARGES - CURRENTLY COMBINED																
		2-Wire Voice Grade Loop/ Line Port Combination - Switch-As-Is			UEPCO	USAC2		41.50	41.50					31.92	7.32		
		2-Wire Voice Grade Loop/ Line Port Combination - Switch with Change			UEPCO	USACC		41.50	41.50					31.92	7.32		
	ADDITIONAL NRCs																
		2-Wire Voice Grade Loop/ Line Port Combination - Subsequent			UEPCO	USAS2		0.00	0.00					31.92	7.32		
UNBUNDLED PORT/LOOP COMBINATIONS - MARKET BASED RATES																	
	2-WIRE VOICE GRADE LOOP- BUS ONLY - WITH 2-WIRE DID TRUNK PORT																
	UNE Port/Loop Combination Rates																
		2-Wire VG Loop/2-Wire DID Trunk Port Combo - UNE Zone 1		1			50.93										
		2-Wire VG Loop/2-Wire DID Trunk Port Combo - UNE Zone 2		2			61.35										
		2-Wire VG Loop/2-Wire DID Trunk Port Combo - UNE Zone 3		3			86.46										
	UNE Loop Rates																
		2-Wire Analog Voice Grade Loop - (SL2) - UNE Zone 1		1	UEPPX	UECD1	14.93					15.20					
		2-Wire Analog Voice Grade Loop - (SL2) - UNE Zone 2		2	UEPPX	UECD1	25.35					15.20					
		2-Wire Analog Voice Grade Loop - (SL2) - UNE Zone 3		3	UEPPX	UECD1	50.46					15.20					
	UNE Port Rate																
		Exchange Ports - 2-Wire DID Port			UEPPX	UEPD1	36.00	600.00	45.00			15.20					
	NONRECURRING CHARGES - CURRENTLY COMBINED																
		2-Wire Voice Grade Loop / 2-Wire DID Trunk Port Combination - Switch-As-Is Top 8 MSAs only			UEPPX	USAC1		100.00	42.50			15.20					
		2-Wire Voice Grade Loop / 2-Wire DID Trunk Port Conversion with BellSouth Allowable Changes Top 8 MSAs only			UEPPX	USA1C		100.00	42.50			15.20					
	ADDITIONAL NRCs																
		2-Wire DID Subsequent Activity - Add Trunks, Per Trunk			UEPPX	USAS1		45.00	45.00			15.20					
	Telephone Number/Trunk Group Establishment Charges																
		DID Trunk Termination (One Per Port)			UEPPX	NDT	0.00	0.00	0.00			15.20					
		Additional DID Numbers for each Group of 20 DID Numbers			UEPPX	ND4	0.00	0.00	0.00			15.20					
		DID Numbers, Non- consecutive DID Numbers , Per Number			UEPPX	ND5	0.00	0.00	0.00			15.20					
		Reserve Non-Consecutive DID numbers			UEPPX	ND6	0.00	0.00	0.00			15.20					
		Reserve DID Numbers			UEPPX	NDV	0.00	0.00	0.00			15.20					
	LOCAL NUMBER PORTABILITY																
		Local Number Portability (1 per port)			UEPPX	LNPCP	3.15	0.00	0.00								
2-WIRE ISDN DIGITAL GRADE LOOP WITH 2-WIRE ISDN DIGITAL LINE SIDE PORT																	
	UNE Port/Loop Combination Rates																
		2W ISDN Digital Grade Loop/2W ISDN Digital Line Side Port - UNE Zone 1		1	UEPPB	UEPPR	84.09										
		2W ISDN Digital Grade Loop/2W ISDN Digital Line Side Port - UNE Zone 2		2	UEPPB	UEPPR	96.95										
		2W ISDN Digital Grade Loop/2W ISDN Digital Line Side Port - UNE Zone 3		3	UEPPB	UEPPR	127.60										
	UNE Loop Rates																
		2-Wire ISDN Digital Grade Loop - UNE Zone 1		1	UEPPB	UEPPR	USL2X	19.09				15.20					
		2-Wire ISDN Digital Grade Loop - UNE Zone 2		2	UEPPB	UEPPR	USL2X	31.95				15.20					
		2-Wire ISDN Digital Grade Loop - UNE Zone 3		3	UEPPB	UEPPR	USL2X	62.60				15.20					
	UNE Port Rate																

UNBUNDLED NETWORK ELEMENTS - Louisiana													Attachment: 2		Exhibit: B	
CATEGORY	RATE ELEMENTS	Interim	Zone	BCS	USOC	RATES(\$)					Svc Order Submitted Elec per LSR	Svc Order Submitted Manually per LSR	Incremental Charge - Manual Svc Order vs. Electronic-1st	Incremental Charge - Manual Svc Order vs. Electronic-Add'l	Incremental Charge - Manual Svc Order vs. Electronic-Disc 1st	Incremental Charge - Manual Svc Order vs. Electronic-Disc Add'l
						Rec	First	Add'l	First	Add'l	SOME C	SOMAN	OSS Rates(\$)			
	Exchange Port - 2-Wire ISDN Line Side Port			UEPPB UEPPR	UEPPB	65.00	525.00	400.00				15.20				
	NONRECURRING CHARGES - CURRENTLY COMBINED															
	2-Wire ISDN Digital Grade Loop / 2-Wire ISDN Line Side Port Combination - Conversion - Top 8 MSAs only			UEPPB UEPPR	USACB	0.00	230.00	230.00				15.20				
	ADDITIONAL NRCs															
	LOCAL NUMBER PORTABILITY															
	Local Number Portability (1 per port)			UEPPB UEPPR	LNPCX	0.35	0.00	0.00								
	B-CHANNEL USER PROFILE ACCESS:															
	CVS/CSD (DMS/5ESS)			UEPPB UEPPR	U1UCA	0.00	0.00	0.00								
	CVS (EWSD)			UEPPB UEPPR	U1UCB	0.00	0.00	0.00								
	CSD			UEPPB UEPPR	U1UCC	0.00	0.00	0.00								
	B-CHANNEL AREA PLUS USER PROFILE ACCESS: (AL,KY,LA,MS SC,MS, & TN)															
	CVS/CSD (DMS/5ESS)			UEPPB UEPPR	U1UCD	0.00	0.00	0.00								
	CVS (EWSD)			UEPPB UEPPR	U1UCE	0.00	0.00	0.00								
	CSD			UEPPB UEPPR	U1UCF	0.00	0.00	0.00								
	USER TERMINAL PROFILE															
	User Terminal Profile (EWSD only)			UEPPB UEPPR	U1UMA	0.00	0.00	0.00								
	VERTICAL FEATURES															
	All Vertical Features - One per Channel B User Profile			UEPPB UEPPR	UEPVF	0.00	0.00	0.00				15.20				
	INTEROFFICE CHANNEL MILEAGE															
	Interoffice Channel mileage each, including first mile and facilities termination			UEPPB UEPPR	M1GNC	22.613	39.36	26.62				15.20				
	Interoffice Channel mileage each, additional mile			UEPPB UEPPR	M1GNM	0.013	0.00	0.00				15.20				
	4-WIRE DS1 DIGITAL LOOP WITH 4-WIRE ISDN DS1 DIGITAL TRUNK PORT															
	UNE Port/Loop Combination Rates															
	4W DS1 Digital Loop/4W ISDN DS1 Digital Trunk Port - UNE Zone 1		1	UEPPP		935.70										
	4W DS1 Digital Loop/4W ISDN DS1 Digital Trunk Port - UNE Zone 2		2	UEPPP		1,044.96										
	4W DS1 Digital Loop/4W ISDN DS1 Digital Trunk Port - UNE Zone 3		3	UEPPP		1,341.94										
	UNE Loop Rates															
	4-Wire DS1 Digital Loop - UNE Zone 1		1	UEPPP	USL4P	85.70						15.20				
	4-Wire DS1 Digital Loop - UNE Zone 2		2	UEPPP	USL4P	194.96						15.20				
	4-Wire DS1 Digital Loop - UNE Zone 3		3	UEPPP	USL4P	491.94						15.20				
	UNE Port Rate															
	Exchange Ports - 4-Wire ISDN DS1 Port			UEPPP	UEPPP	850.00	1,150.00	1,150.00				15.20				
	NONRECURRING CHARGES - CURRENTLY COMBINED															
	4-Wire DS1 Digital Loop / 4-Wire ISDN DS1 Digital Trunk Port Combination - Conversion - Switch-As-Is Top 8 MSAs only			UEPPP	USACP	0.00	950.00	950.00				15.20				
	ADDITIONAL NRCs															
	4-Wire DS1 Loop/4-W ISDN Digt Trk Port - Subseqt Actvy-Inward/two way tel nos within Std Allowance (except NC)			UEPPP	PR7TF		0.48					15.20				
	4-Wire DS1 Loop / 4-Wire ISDN DS1 Digital Trunk Port - Outward Tel Numbers (All States except NC)			UEPPP	PR7TO		11.18	11.18				15.20				
	4-Wire DS1 Loop / 4-Wire ISDN DS1 Digital Trk Port - Subsequent Inward Tel Nos Above Std Allowance			UEPPP	PR7ZT		22.35	22.35				15.20				
	LOCAL NUMBER PORTABILITY															
	Local Number Portability (1 per port)			UEPPP	LNPCN	1.75										
	INTERFACE (Provisioning Only)															
	Voice/Data			UEPPP	PR71V	0.00	0.00	0.00								
	Digital Data			UEPPP	PR71D	0.00	0.00	0.00								
	Inward Data			UEPPP	PR71E	0.00	0.00	0.00								
	New or Additional "B" Channel															
	New or Additional - Voice/Data B Channel			UEPPP	PR7BV	0.00	14.11					15.20				
	New or Additional - Digital Data B Channel			UEPPP	PR7BF	0.00	14.11					15.20				
	New or Additional Inward Data B Channel			UEPPP	PR7BD	0.00	14.11					15.20				
	CALL TYPES															
	Inward			UEPPP	PR7C1	0.00	0.00	0.00								

UNBUNDLED NETWORK ELEMENTS - Louisiana												Attachment: 2		Exhibit: B			
CATEGORY	RATE ELEMENTS		Interim	Zone	BCS	USOC	RATES(\$)				Svc Order Submitted Elec per LSR	Svc Order Submitted Manually per LSR	Incremental Charge - Manual Svc Order vs. Electronic-1st	Incremental Charge - Manual Svc Order vs. Electronic-Add'l	Incremental Charge - Manual Svc Order vs. Electronic-Disc 1st	Incremental Charge - Manual Svc Order vs. Electronic-Disc Add'l	
							Rec	Nonrecurring		Nonrecurring Disconnect		OSS Rates(\$)					
								First	Add'l	First	Add'l	SOMEc	SOMAN	SOMAN	SOMAN	SOMAN	SOMAN
		Outward			UEPPP	PR7C0	0.00	0.00	0.00								
		Two-way			UEPPP	PR7CC	0.00	0.00	0.00								
		Interoffice Channel Mileage															
		Fixed Each Including First Mile			UEPPP	1LN1A	70.7532	86.69	79.44			15.20					
		Each Airline-Fractional Additional Mile			UEPPP	1LN1B	0.2652										
		4-WIRE DS1 DIGITAL LOOP WITH 4-WIRE DDITS TRUNK PORT															
		UNE Port/Loop Combination Rates															
		4W DS1 Digital Loop/4W DDITS Trunk Port - Statewide		sw	UEPDC												
		4W DS1 Digital Loop/4W DDITS Trunk Port - UNE Zone 1		1	UEPDC		154.17					15.20					
		4W DS1 Digital Loop/4W DDITS Trunk Port - UNE Zone 2		2	UEPDC		263.43					15.20					
		4W DS1 Digital Loop/4W DDITS Trunk Port - UNE Zone 3		3	UEPDC		560.41					15.20					
		4W DS1 Digital Loop/4W DDITS Trunk Port - UNE Zone 4		4	UEPDC												
		UNE Loop Rates															
		4-Wire DS1 Digital Loop - Statewide		sw	UEPDC	USLDC											
		4-Wire DS1 Digital Loop - UNE Zone 1		1	UEPDC	USLDC	85.70					15.20					
		4-Wire DS1 Digital Loop - UNE Zone 2		2	UEPDC	USLDC	194.96					15.20					
		4-Wire DS1 Digital Loop - UNE Zone 3		3	UEPDC	USLDC	491.94					15.20					
		4-Wire DS1 Digital Loop - UNE Zone 4		4	UEPDC	USLDC											
		UNE Port Rate															
		4-Wire DDITS Digital Trunk Port			UEPDC	UDD1T	750.00	1,006.28	479.28	0.00	0.00	15.20					
		NONRECURRING CHARGES - CURRENTLY COMBINED															
		4-Wire DS1 Digital Loop / 4-Wire DDITS Trunk Port Combination - Switch-As-Is Top 8 MSAs only			UEPDC	USAC4		125.75	65.08			15.20					
		4-Wire DS1 Digital Loop / 4-Wire DDITS Trunk Port Combination - Conversion with DS1 Changes Top 8 MSAs only			UEPDC	USAWA		125.75	65.08			15.20					
		4-Wire DS1 Digital Loop / 4-Wire DDITS Trunk Port Combination - Conversion with Change- Trunk Top 8 MSAs only			UEPDC	USAWB		125.75	65.08			15.20					
		ADDITIONAL NRCs															
		4-Wire DS1 Loop / 4-Wire DDITS Trunk Port - Subsequent Service Activity Per Service Order			UEPDC	USAS4											
		4-Wire DS1 Loop / 4-Wire DDITS Trunk Port - NRC - Subsequent Channel Activation/Chan - 2-Way Trunk			UEPDC	UDTTA		14.06	14.06			15.20					
		4-Wire DS1 Loop / 4-Wire DDITS Trunk Port - Subsequent Channel Activation/Chan - 1-Way Outward Trunk			UEPDC	UDTTB		14.06	14.06			15.20					
		4-Wire DS1 Loop / 4-Wire DDITS Trunk Port - Subsqnt Channel Activation/Chan - Inward Trunk w/out DID			UEPDC	UDTTC		14.06	14.06			15.20					
		4-Wire DS1 Loop / 4-Wire DDITS Trunk Port - Subsqnt Chan Activation Per Chan - Inward Trunk with DID			UEPDC	UDTTD		14.06	14.06			15.20					
		4-Wire DS1 Loop / 4-Wire DDITS Trunk Port - Subsqnt Chan Activation / Chan - 2-Way DID w User Trans			UEPDC	UDTTE		14.06	14.06			15.20					
		BIPOLAR 8 ZERO SUBSTITUTION															
		B8ZS - Superframe Format			UEPDC	CCOSF		0.00	605.00			15.20					
		B8ZS - Extended Superframe Format			UEPDC	CCOEF		0.00	605.00			15.20					
		Alternate Mark Inversion															
		AMI - Superframe Format			UEPDC	MCOSF		0.00	0.00								
		AMI - Extended SuperFrame Format			UEPDC	MCOPO		0.00	0.00								
		Telephone Number/Trunk Group Establishment Charges															
		Telephone Number for 2-Way Trunk Group			UEPDC	UDTGX	0.00					15.20					
		Telephone Number for 1-Way Outward Trunk Group			UEPDC	UDTGY	0.00					15.20					
		Telephone Number for 1-Way Inward Trunk Group Without DID			UEPDC	UDTGZ	0.00					15.20					
		DID Numbers, Establish Trunk Group and Provide First Group of 20 DID Numbers			UEPDC	NDZ	0.00	0.00	0.00			15.20					
		DID Numbers for each Group of 20 DID Numbers			UEPDC	ND4	0.00					15.20					
		DID Numbers, Non- consecutive DID Numbers , Per Number			UEPDC	ND5	0.00					15.20					
		Reserve Non-Consecutive DID Nos			UEPDC	ND6	0.00	0.00	0.00			15.20					
		Reserve DID Numbers			UEPDC	NDV	0.00	0.00	0.00			15.20					
		Dedicated DS1 (Interoffice Channel Mileage) -															

UNBUNDLED NETWORK ELEMENTS - Louisiana												Attachment: 2		Exhibit: B	
CATEGORY		RATE ELEMENTS	Interim	Zone	BCS	USOC	RATES(\$)			Svc Order Submitted Elec per LSR	Svc Order Submitted Manually per LSR	Incremental Charge - Manual Svc Order vs. Electronic-1st	Incremental Charge - Manual Svc Order vs. Electronic-Add'l	Incremental Charge - Manual Svc Order vs. Electronic-Disc 1st	Incremental Charge - Manual Svc Order vs. Electronic-Disc Add'l
				</											

UNBUNDLED NETWORK ELEMENTS - Louisiana												Attachment: 2		Exhibit: B			
CATEGORY	RATE ELEMENTS				Interim	Zone	BCS	USOC	RATES(\$)			Svc Order Submitted Elec per LSR	Svc Order Submitted Manually per LSR	Incremental Charge - Manual Svc Order vs. Electronic-1st	Incremental Charge - Manual Svc Order vs. Electronic-Add'l	Incremental Charge - Manual Svc Order vs. Electronic-Disc 1st	Incremental Charge - Manual Svc Order vs. Electronic-Disc Add'l
									Rec	First	Add'l	First	Add'l	OSS Rates(\$)			
												SOME C	SOMAN	SOMAN	SOMAN	SOMAN	SOMAN
		</															

UNBUNDLED NETWORK ELEMENTS - Louisiana												Attachment: 2		Exhibit: B			
CATEGORY	RATE ELEMENTS					Interi m	Zone	BCS	USOC	RATES(\$)		Svc Order Submitted Elec per LSR	Svc Order Submitted Manually per LSR	Incremental Charge - Manual Svc Order vs. Electronic- 1st	Incremental Charge - Manual Svc Order vs. Electronic- Add'l	Incremental Charge - Manual Svc Order vs. Electronic- Disc 1st	Incremental Charge - Manual Svc Order vs. Electronic- Disc Add'l
														OSS Rates(\$)			

UNBUNDLED NETWORK ELEMENTS - Louisiana

CATEGORY		RATE ELEMENTS	Interim	Zone	BCS	USOC	RATES(\$)					Svc Order Submitted Elec per LSR	Svc Order Submitted Manually per LSR	Incremental Charge - Manual Svc Order vs. Electronic-1st	Incremental Charge - Manual Svc Order vs. Electronic-Add'l	Incremental Charge - Manual Svc Order vs. Electronic-Disc 1st	Incremental Charge - Manual Svc Order vs. Electronic-Disc Add'l
							Nonrecurring		Nonrecurring Disconnect		OSS Rates(\$)						
						Rec	First	Add'l	First	Add'l	SOME C	SOMAN	SOMAN	SOMAN	SOMAN	SOMAN	
		2-Wire VG Loop/2-Wire Voice Grade Port (Centrex) Port Combo - Non-Design		1	UEP95	13.13											
		2-Wire VG Loop/2-Wire Voice Grade Port (Centrex)Port Combo - Non-Design		2	UEP95	23.75											
		2-Wire VG Loop/2-Wire Voice Grade Port (Centrex)Port Combo - Non-Design		3	UEP95	49.62											
		UNE Port/Loop Combination Rates (Design)															
		2-Wire VG Loop/2-Wire Voice Grade Port (Centrex) Port Combo - Design		1	UEP95	16.29											
		2-Wire VG Loop/2-Wire Voice Grade Port (Centrex)Port Combo - Design		2	UEP95	26.71											
		2-Wire VG Loop/2-Wire Voice Grade Port (Centrex)Port Combo - Design		3	UEP95	51.82											
		UNE Loop Rate															
		2-Wire Voice Grade Loop (SL 1) - Zone 1		1	UEP95	UECS1	11.77					15.20					
		2-Wire Voice Grade Loop (SL 1) - Zone 2		2	UEP95	UECS1	22.39					15.20					
		2-Wire Voice Grade Loop (SL 1) - Zone 3		3	UEP95	UECS1	48.26										
		2-Wire Voice Grade Loop (SL 2) - Zone 1		1	UEP95	UECS2	14.93										
		2-Wire Voice Grade Loop (SL 2) - Zone 2		2	UEP95	UECS2	25.35	102.10	65.72			15.20					
		2-Wire Voice Grade Loop (SL 2) - Zone 3		3	UEP95	UECS2	50.46	102.10	65.72			15.20					
		UNE Port Rate															
		All States															
		2-Wire Voice Grade Port (Centrex) Basic Local Area			UEP95	UEPYA	1.36	38.85	19.08			15.20					
		2-Wire Voice Grade Port (Centrex 800 termination)			UEP95	UEPYB	1.36	38.85	19.08			15.20					
		2-Wire Voice Grade Port (Centrex with Caller ID)1Basic Local Area			UEP95	UEPYH	1.36	38.85	19.08			15.20					
		2-Wire Voice Grade Port (Centrex from diff Serving Wire Center)2 Basic Local Area			UEP95	UEPYM	1.36	104.41	67.93			15.20					
		2-Wire Voice Grade Port, Diff Serving Wire Center - 800 Service Term - Basic Local Area			UEP95	UEPYZ	1.36	104.41	67.93			15.20					
		2-Wire Voice Grade Port terminated in on Megalink or equivalent - Basic Local Area			UEP95	UEPY9	1.36	38.85	19.08			15.20					
		2-Wire Voice Grade Port Terminated on 800 Service Term - Basic Local Area			UEP95	UEPY2	1.36	38.85	19.08			15.20					
		AL, KY, LA, MS, SC, & TN Only															
		2-Wire Voice Grade Port (Centrex)			UEP95	UEPQA	13.60	38.85	19.08			15.20					
		2-Wire Voice Grade Port (Centrex 800 termination)			UEP95	UEPQB	1.36	38.85	19.08			15.20					
		2-Wire Voice Grade Port (Centrex with Caller ID)1			UEP95	UEPQH	1.36	38.85	19.08			15.20					
		2-Wire Voice Grade Port (Centrex from diff Serving Wire Center)2			UEP95	UEPQM	1.36	104.41	67.93			15.20					
		2-Wire Voice Grade Port, Diff Serving Wire Center - 800 Service Term			UEP95	UEPQZ	1.36	104.41	67.93			15.20					
		2-Wire Voice Grade Port terminated in on Megalink or equivalent			UEP95	UEPQ9	1.36	38.85	19.08			15.20					
		2-Wire Voice Grade Port Terminated on 800 Service Term			UEP95	UEPQ2	1.36	38.85	19.08			15.20					
		Local Switching															
		Centrex Intercom Functionality, per port			UEP95	URECS	0.8577					15.20					
		Local Number Portability															
		Local Number Portability (1 per port)			UEP95	LNPCC	0.35										
		Features															
		All Standard Features Offered, per port			UEP95	UEPVF	0.00					15.20					
		All Select Features Offered, per port			UEP95	UEPVS	0.00	412.25				15.20					
		All Centrex Control Features Offered, per port			UEP95	UEPVC	0.00					15.20					
		NARS															
		Unbundled Network Access Register - Combination			UEP95	UARCX	0.00	0.00	0.00			15.20					
		Unbundled Network Access Register - Indial			UEP95	UARIX	0.00	0.00	0.00			15.20					
		Unbundled Network Access Register - Outdial			UEP95	UAROY	0.00	0.00	0.00			15.20					
		Miscellaneous Terminations															
		2-Wire Trunk Side															

UNBUNDLED NETWORK ELEMENTS - Louisiana													Attachment: 2		Exhibit: B		
CATEGORY		RATE ELEMENTS		Interim	Zone	BCS	USOC	RATES(\$)				Svc Order Submitted Elec per LSR	Svc Order Submitted Manually per LSR	Incremental Charge - Manual Svc Order vs. Electronic-1st	Incremental Charge - Manual Svc Order vs. Electronic-Add'l	Incremental Charge - Manual Svc Order vs. Electronic-Disc 1st	Incremental Charge - Manual Svc Order vs. Electronic-Disc Add'l
								Rec	Nonrecurring		Nonrecurring Disconnect		OSS Rates(\$)				
									First	Add'l	First	Add'l	SOME C	SOMAN	SOMAN	SOMAN	SOMAN
		Trunk Side Terminations, each				UEP95	CEND6	8.29	115.85	18.20				15.20			
	4-Wire Digital (1.544 Megabits)																
		DS1 Circuit Terminations, each				UEP95	M1HD1	68.47	196.18	92.92	4.90			15.20			
		DS0 Channels Activated, each				UEP95	M1HDO	0.00	14.06					15.20			
	Interoffice Channel Mileage - 2-Wire																
		Interoffice Channel Facilities Termination				UEP95	MIGBC	22.60	39.36	26.62				15.20			
		Interoffice Channel mileage, per mile or fraction of mile				UEP95	MIGBM	0.013									
	Feature Activations (DS0) Centrex Loops on Channelized DS1 Service																
	D4 Channel Bank Feature Activations																
		Feature Activation on D-4 Channel Bank Centrex Loop Slot				UEP95	1PQWS	0.6497						15.20			
		Feature Activation on D-4 Channel Bank FX line Side Loop Slot				UEP95	1PQW6	0.6497						15.20			
		Feature Activation on D-4 Channel Bank FX Trunk Side Loop Slot				UEP95	1PQW7	0.6497						15.20			
		Feature Activation on D-4 Channel Bank Centrex Loop Slot - Different Wire Center				UEP95	1PQWP	0.6497						15.20			
		Feature Activation on D-4 Channel Bank Private Line Loop Slot				UEP95	1PQWV	0.6497						15.20			
		Feature Activation on D-4 Channel Bank Tjlie Line/Trunk Loop Slot				UEP95	1PQWQ	0.6497						15.20			
		Feature Activation on D-4 Channel Bank WATS Loop Slot				UEP95	1PQWA	0.6497						15.20			
	Non-Recurring Charges (NRC) Associated with UNE-P Centrex																
		NRC Conversion Currently Combined Switch-As-Is with allowed changes, per port				UEP95	USAC2		0.10	0.10				15.20			
		Conversion of Existing Centrex Common Block, each				UEP95	USACN		36.66	16.10				15.20			
		New Centrex Standard Common Block				UEP95	M1ACS	0.00	680.40					15.20			
		New Centrex Customized Common Block				UEP95	M1ACC	0.00	680.40					15.20			
		NAR Establishment Charge, Per Occasion				UEP95	URECA	0.00	73.93					15.20			
	UNE-P CENTREX - DMS100 (Valid in All States)																
	2-Wire VG Loop/2-Wire Voice Grade Port (Centrex) Combo																
	UNE Port/Loop Combination Rates (Non-Design)																
		2-Wire VG Loop/2-Wire Voice Grade Port (Centrex) Port Combo - Non-Design			1	UEP9D		13.13									
		2-Wire VG Loop/2-Wire Voice Grade Port (Centrex)Port Combo - Non-Design			2	UEP9D		23.75									
		2-Wire VG Loop/2-Wire Voice Grade Port (Centrex)Port Combo - Non-Design			3	UEP9D		49.62									
	UNE Port/Loop Combination Rates (Design)																
		2-Wire VG Loop/2-Wire Voice Grade Port (Centrex) Port Combo - Design			1	UEP9D		16.29									
		2-Wire VG Loop/2-Wire Voice Grade Port (Centrex)Port Combo - Design			2	UEP9D		26.71									
		2-Wire VG Loop/2-Wire Voice Grade Port (Centrex)Port Combo - Design			3	UEP9D		51.82									
	UNE Loop Rate																
		2-Wire Voice Grade Loop (SL 1) - Zone 1			1	UEP9D	UECS1	11.77									
		2-Wire Voice Grade Loop (SL 1) - Zone 2			2	UEP9D	UECS1	22.39									
		2-Wire Voice Grade Loop (SL 1) - Zone 3			3	UEP9D	UECS1	48.26									
		2-Wire Voice Grade Loop (SL 2) - Zone 1			1	UEP9D	UECS2	14.93									
		2-Wire Voice Grade Loop (SL 2) - Zone 2			2	UEP9D	UECS2	25.35									
		2-Wire Voice Grade Loop (SL 2) - Zone 3			3	UEP9D	UECS2	50.46									
	UNE Port Rate																
	ALL STATES																
		2-Wire Voice Grade Port (Centrex) Basic Local Area				UEP9D	UEPYA	1.36	38.85	19.08				15.20			
		2-Wire Voice Grade Port (Centrex 800 termination)Basic Local Area				UEP9D	UEPYB	1.36	38.85	19.08				15.20			
		2-Wire Voice Grade Port (Centrex / EBS-PSET)3Basic Local Area				UEP9D	UEPYC	1.36	38.85	19.08				15.20			

UNBUNDLED NETWORK ELEMENTS - Louisiana													Attachment: 2		Exhibit: B			
CATEGORY		RATE ELEMENTS	Interi m	Zone	BCS	USOC		RATES(\$)			Svc Order Submitted Elec per LSR	Svc Order Submitted Manually per LSR	Incremental Charge - Manual Svc Order vs. Electronic- 1st	Incremental Charge - Manual Svc Order vs. Electroni-c- Add'l	Incremental Charge - Manual Svc Order vs. Electroni-c- Disc 1st	Incremental Charge - Manual Svc Order vs. Electroni-c- Disc Add'l		
								Rec	First	Add'l							First	Add'l
													SOME C	SOMAN	SOMAN	SOMAN	SOMAN	SOMAN
		2-Wire Voice Grade Port (Centrex / EBS-M5009)3Basic Local Area			UEP9D	UEPYD	1.36	38.85	19.08				15.20					
		2-Wire Voice Grade Port (Centrex / EBS-M5209))3 Basic Local Area			UEP9D	UEPYE	1.36	38.85	19.08				15.20					
		2-Wire Voice Grade Port (Centrex / EBS-M5112))3 Basic Local Area			UEP9D	UEPYF	1.36	38.85	19.08				15.20					
		2-Wire Voice Grade Port (Centrex / EBS-M5312))3Basic Local Area			UEP9D	UEPYG	1.36	38.85	19.08				15.20					
		2-Wire Voice Grade Port (Centrex / EBS-M5008))3 Basic Local Area			UEP9D	UEPYT	1.36	38.85	19.08				15.20					
		2-Wire Voice Grade Port (Centrex / EBS-M5208))3 Basic Local Area			UEP9D	UEPYU	1.36	38.85	19.08				15.20					
		2-Wire Voice Grade Port (Centrex / EBS-M5216))3 Basic Local Area			UEP9D	UEPYV	1.36	38.85	19.08				15.20					
		2-Wire Voice Grade Port (Centrex / EBS-M5316))3 Basic Local Area			UEP9D	UEPY3	1.36	38.85	19.08				15.20					
		2-Wire Voice Grade Port (Centrex with Caller ID) Basic Local Area			UEP9D	UEPYH	1.36	38.85	19.08				15.20					
		2-Wire Voice Grade Port (Centrex/Caller ID/Msg Wtg Lamp Indication))3 Basic Local Area			UEP9D	UEPYW	1.36	38.85	19.08				15.20					
		2-Wire Voice Grade Port (Centrex/Msg Wtg Lamp Indication))3 Basic Local Area			UEP9D	UEPYJ	1.36	38.85	19.08				15.20					
		2-Wire Voice Grade Port (Centrex from diff Serving Wire Center) 2 Basic Local Area			UEP9D	UEPYM	1.36	104.41	67.93				15.20					
		2-Wire Voice Grade Port (Centrex/differ SWC /EBS-PSET)2, 3 Basic Local Area			UEP9D	UEPYO	1.36	104.41	67.93				15.20					
		2-Wire Voice Grade Port (Centrex/differ SWC /EBS-M5009)2, 3 Basic Local Area			UEP9D	UEPYP	1.36	104.41	67.93				15.20					
		2-Wire Voice Grade Port (Centrex/differ SWC /EBS-5209)2, 3 Basic Local Area			UEP9D	UEPYQ	1.36	104.41	67.93				15.20					
		2-Wire Voice Grade Port (Centrex/differ SWC /EBS-M5112)2, 3 Basic Local Area			UEP9D	UEPYR	1.36	104.41	67.93				15.20					
		2-Wire Voice Grade Port (Centrex/differ SWC /EBS-M5312)2, 3 Basic Local Area			UEP9D	UEPYS	1.36	104.41	67.93				15.20					
		2-Wire Voice Grade Port (Centrex/differ SWC /EBS-M5008)2, 3 Basic Local Area			UEP9D	UEPY4	1.36	104.41	67.93				15.20					
		2-Wire Voice Grade Port (Centrex/differ SWC /EBS-M5208)2, 3 Basic Local Area			UEP9D	UEPY5	1.36	104.41	67.93				15.20					
		2-Wire Voice Grade Port (Centrex/differ SWC /EBS-M5216)2, 3 Basic Local Area			UEP9D	UEPY6	1.36	104.41	67.93				15.20					
		2-Wire Voice Grade Port (Centrex/differ SWC /EBS-M5316)2, 3 Basic Local Area			UEP9D	UEPY7	1.36	104.41	67.93				15.20					
		2-Wire Voice Grade Port, Diff Serving Wire Center - 800 Service Term			UEP9D	UEPYZ	1.36	104.41	67.93				15.20					
		2-Wire Voice Grade Port terminated in on Megalink or equivalent Basic Local Area			UEP9D	UEPY9	1.36	38.85	19.08				15.20					
		2-Wire Voice Grade Port Terminated on 800 Service Term Basic Local Area			UEP9D	UEPY2	1.36	38.85	19.08				15.20					
	AL, KY, LA, MS, SC, & TN Only																	
		2-Wire Voice Grade Port (Centrex)			UEP9D	UEPQA	1.36	38.85	19.08				15.20					
		2-Wire Voice Grade Port (Centrex 800 termination)			UEP9D	UEPQB	1.36	38.85	19.08				15.20					
		2-Wire Voice Grade Port (Centrex / EBS-PSET)3			UEP9D	UEPQC	1.36	38.85	19.08				15.20					
		2-Wire Voice Grade Port (Centrex / EBS-M5009)3			UEP9D	UEPQD	1.36	38.85	19.08				15.20					
		2-Wire Voice Grade Port (Centrex / EBS-M5209)3			UEP9D	UEPQE	1.36	38.85	19.08				15.20					
		2-Wire Voice Grade Port (Centrex / EBS-M5112)3			UEP9D	UEPQF	1.36	38.85	19.08				15.20					
		2-Wire Voice Grade Port (Centrex / EBS-M5312)3			UEP9D	UEPQG	1.36	38.85	19.08				15.20					
		2-Wire Voice Grade Port (Centrex / EBS-M5008)3			UEP9D	UEPQT	1.36	38.85	19.08				15.20					
		2-Wire Voice Grade Port (Centrex / EBS-M5208)3			UEP9D	UEPQU	1.36	38.85	19.08				15.20					
		2-Wire Voice Grade Port (Centrex / EBS-M5216)3			UEP9D	UEPQV	1.36	38.85	19.08				15.20					

UNBUNDLED NETWORK ELEMENTS - Louisiana												Attachment: 2		Exhibit: B		
CATEGORY	RATE ELEMENTS		Interi m	Zone	BCS	USOC	RATES(\$)				Svc Order Submitted Elec per LSR	Svc Order Submitted Manually per LSR	Incremental Charge - Manual Svc Order vs. Electronic- 1st	Incremental Charge - Manual Svc Order vs. Electronic- Add'l	Incremental Charge - Manual Svc Order vs. Electronic- Disc 1st	Incremental Charge - Manual Svc Order vs. Electronic- Disc Add'l
							Rec	Nonrecurring		Nonrecurring Disconnect		OSS Rates(\$)				
								First	Add'l	First	Add'l	SOMEc	SOMAN	SOMAN	SOMAN	SOMAN
		2-Wire Voice Grade Port (Centrex / EBS-M5316)3			UEP9D	UEPQ3	1.36	38.85	19.08				15.20			
		2-Wire Voice Grade Port (Centrex with Caller ID)			UEP9D	UEPQH	1.36	38.85	19.08				15.20			
		2-Wire Voice Grade Port (Centrex/Caller ID/Msg Wtg Lamp Indication)3			UEP9D	UEPQW	1.36	38.85	19.08				15.20			
		2-Wire Voice Grade Port (Centrex/Msg Wtg Lamp Indication)3			UEP9D	UEPQJ	1.36	38.85	19.08				15.20			
		2-Wire Voice Grade Port (Centrex from diff Serving Wire Center) 2			UEP9D	UEPQM	1.36	104.41	67.93				15.20			
		2-Wire Voice Grade Port (Centrex/differ SWC /EBS-PSET)2, 3			UEP9D	UEPQO	1.36	104.41	67.93				15.20			
		2-Wire Voice Grade Port (Centrex/differ SWC /EBS-M5009)2, 3			UEP9D	UEPQP	1.36	104.41	67.93				15.20			
		2-Wire Voice Grade Port (Centrex/differ SWC /EBS-5209)2, 3			UEP9D	UEPQQ	1.36	104.41	67.93				15.20			
		2-Wire Voice Grade Port (Centrex/differ SWC /EBS-M5112)2, 3			UEP9D	UEPQR	1.36	104.41	67.93				15.20			
		2-Wire Voice Grade Port (Centrex/differ SWC /EBS-M5312)2, 3			UEP9D	UEPQS	1.36	104.41	67.93				15.20			
		2-Wire Voice Grade Port (Centrex/differ SWC /EBS-M5008)2, 3			UEP9D	UEPQ4	1.36	104.41	67.93				15.20			
		2-Wire Voice Grade Port (Centrex/differ SWC /EBS-M5208)2, 3			UEP9D	UEPQ5	1.36	104.41	67.93				15.20			
		2-Wire Voice Grade Port (Centrex/differ SWC /EBS-M5216)2, 3			UEP9D	UEPQ6	1.36	104.41	67.93				15.20			
		2-Wire Voice Grade Port (Centrex/differ SWC /EBS-M5316)2, 3			UEP9D	UEPQ7	1.36	104.41	67.93				15.20			
		2-Wire Voice Grade Port, Diff Serving Wire Center - 800 Service Term			UEP9D	UEPQZ	1.36	104.41	67.93				15.20			
		2-Wire Voice Grade Port terminated in on Megalink or equivalent			UEP9D	UEPQ9	1.36	38.85	19.08				15.20			
		2-Wire Voice Grade Port Terminated on 800 Service Term			UEP9D	UEPQ2	1.36	38.85	19.08				15.20			
	Local Switching															
		Centrex Intercom Functionality, per port			UEP9D	URECS	0.8577									
	Local Number Portability															
		Local Number Portability (1 per port)			UEP9D	LNPC	0.35									
	Features															
		All Standard Features Offered, per port			UEP9D	UEPVF	0.00						15.20			
		All Select Features Offered, per port			UEP9D	UEPVS	0.00	412.25					15.20			
		All Centrex Control Features Offered, per port			UEP9D	UEPVC	0.00						15.20			
	NARS															
		Unbundled Network Access Register - Combination			UEP9D	UARCX	0.00	0.00	0.00				15.20			
		Unbundled Network Access Register - Inward			UEP9D	UAR1X	0.00	0.00	0.00				15.20			
		Unbundled Network Access Register - Outdial			UEP9D	UARO	0.00	0.00	0.00				15.20			
	Miscellaneous Terminations															
	2-Wire Trunk Side															
		Trunk Side Terminations, each			UEP9D	CEND6	8.29	115.85	18.20				15.20			
	4-Wire Digital (1.544 Megabits)															
		DS1 Circuit Terminations, each			UEP9D	M1HD1	68.47	196.18	98.62				15.20			
		DS0 Channels Activated per Channel			UEP9D	M1HDO	0.00	14.06					15.20			
	Interoffice Channel Mileage - 2-Wire															
		Interoffice Channel Facilities Termination			UEP9D	MIGBC	22.60	39.36	26.62				15.20			
		Interoffice Channel mileage, per mile or fraction of mile			UEP9D	MIGBM	0.013									
	Feature Activations (DS0) Centrex Loops on Channelized DS1 Service															
	D4 Channel Bank Feature Activations															
		Feature Activation on D-4 Channel Bank Centrex Loop Slot			UEP9D	1PQWS	0.6497						15.20			
		Feature Activation on D-4 Channel Bank FX line Side Loop Slot			UEP9D	1PQW6	0.6497						15.20			
		Feature Activation on D-4 Channel Bank FX Trunk Side Loop Slot			UEP9D	1PQW7	0.6497						15.20			
		Feature Activation on D-4 Channel Bank Centrex Loop Slot - Different Wire Center			UEP9D	1PQWP	0.6497						15.20			

UNBUNDLED NETWORK ELEMENTS - Louisiana

CATEGORY		RATE ELEMENTS	Interim	Zone	BCS	USOC	RATES(\$)				Svc Order Submitted Elec per LSR	Svc Order Submitted Manually per LSR	Incremental Charge - Manual Svc Order vs. Electronic-1st	Incremental Charge - Manual Svc Order vs. Electronic-Add'l	Incremental Charge - Manual Svc Order vs. Electronic-Disc 1st	Incremental Charge - Manual Svc Order vs. Electronic-Disc Add'l	
							Nonrecurring		Nonrecurring Disconnect		OSS Rates(\$)						
							Rec	First	Add'l	First	Add'l	SOMEc	SOMAN	SOMAN	SOMAN	SOMAN	SOMAN
		Feature Activation on D-4 Channel Bank Private Line Loop Slot			UEP9D	1PQWV	0.6497						15.20				
		Feature Activation on D-4 Channel Bank Tjlie Line/Trunk Loop Slot			UEP9D	1PQWQ	0.6497						15.20				
		Feature Activation on D-4 Channel Bank WATS Loop Slot			UEP9D	1PQWA	0.6497						15.20				
		Non-Recurring Charges (NRC) Associated with UNE-P Centrex															
		NRC Conversion Currently Combined Switch-As-Is with allowed changes, per port			UEP9D	USAC2		0.10	0.10				15.20				
		Conversion of existing Centrex Common Block, each			UEP9D	USACN		36.66	16.10				15.20				
		New Centrex Standard Common Block			UEP9D	M1ACS	0.00	680.40					15.20				
		New Centrex Customized Common Block			UEP9D	M1ACC	0.00	680.40					15.20				
		NAR Establishment Charge, Per Occasion			UEP9D	URECA	0.00	73.93					15.20				
		UNE-P CENTREX - EWSD (Valid in AL, FL, KY, LA, MS & TN)															
		2-Wire VG Loop/2-Wire Voice Grade Port (Centrex) Combo															
		UNE Port/Loop Combination Rates (Non-Design)															
		2-Wire VG Loop/2-Wire Voice Grade Port (Centrex) Port Combo - Non-Design		1	UEP9E		13.13										
		2-Wire VG Loop/2-Wire Voice Grade Port (Centrex)Port Combo - Non-Design		2	UEP9E		23.75										
		2-Wire VG Loop/2-Wire Voice Grade Port (Centrex)Port Combo - Non-Design		3	UEP9E		49.62										
		UNE Port/Loop Combination Rates (Design)															
		2-Wire VG Loop/2-Wire Voice Grade Port (Centrex) Port Combo - Design		1	UEP9E		16.29										
		2-Wire VG Loop/2-Wire Voice Grade Port (Centrex)Port Combo - Design		2	UEP9E		26.71										
		2-Wire VG Loop/2-Wire Voice Grade Port (Centrex)Port Combo - Design		3	UEP9E		51.82										
		UNE Loop Rate															
		2-Wire Voice Grade Loop (SL 1) - Zone 1		1	UEP9E	UECS1	11.77										
		2-Wire Voice Grade Loop (SL 1) - Zone 2		2	UEP9E	UECS1	22.39										
		2-Wire Voice Grade Loop (SL 1) - Zone 3		3	UEP9E	UECS1	48.26										
		2-Wire Voice Grade Loop (SL 2) - Zone 1		1	UEP9E	UECS2	14.93										
		2-Wire Voice Grade Loop (SL 2) - Zone 2		2	UEP9E	UECS2	25.35										
		2-Wire Voice Grade Loop (SL 2) - Zone 3		3	UEP9E	UECS2	50.46										
		UNE Port Rate															
		AL, FL, KY, LA, MS, & TN only															
		2-Wire Voice Grade Port (Centrex) Basic Local Area			UEP9E	UEPYA	1.36	38.85	19.08				15.20				
		2-Wire Voice Grade Port (Centrex 800 termination)Basic Local Area			UEP9E	UEPYB	1.36	38.85	19.08				15.20				
		2-Wire Voice Grade Port (Centrex with Caller ID)1Basic Local Area			UEP9E	UEPYH	1.36	38.85	19.08				15.20				
		2-Wire Voice Grade Port (Centrex from diff Serving Wire Center)2 Basic Local Area			UEP9E	UEPYM	1.36	104.41	67.93				15.20				
		2-Wire Voice Grade Port, Diff Serving Wire Center - 800 Service Term - Basic Local Area			UEP9E	UEPYZ	1.36	104.41	67.93				15.20				
		2-Wire Voice Grade Port terminated in on Megalink or equivalent - Basic Local Area			UEP9E	UEPY9	1.36	38.85	19.08				15.20				
		2-Wire Voice Grade Port Terminated on 800 Service Term - Basic Local Area			UEP9E	UEPY2	1.36	38.85	19.08				15.20				
		AL, KY, LA, MS, & TN Only															
		2-Wire Voice Grade Port (Centrex)			UEP9E	UEPQA	1.36	38.85	19.08				15.20				
		2-Wire Voice Grade Port (Centrex 800 termination)			UEP9E	UEPQB	1.36	38.85	19.08				15.20				
		2-Wire Voice Grade Port (Centrex with Caller ID)1			UEP9E	UEPQH	1.36	38.85	19.08				15.20				
		2-Wire Voice Grade Port (Centrex from diff Serving Wire Center)2			UEP9E	UEPQM	1.36	104.41	67.93				15.20				
		2-Wire Voice Grade Port, Diff Serving Wire Center - 800 Service Term			UEP9E	UEPQZ	1.36	104.41	67.93				15.20				

UNBUNDLED NETWORK ELEMENTS - Louisiana												Attachment: 2		Exhibit: B		
CATEGORY	RATE ELEMENTS		Interi m	Zone	BCS	USOC	RATES(\$)				Svc Order Submitted Elec per LSR	Svc Order Submitted Manually per LSR	Incremental Charge - Manual Svc Order vs. Electronic- 1st	Incremental Charge - Manual Svc Order vs. Electronic- Add'l	Incremental Charge - Manual Svc Order vs. Electronic- Disc 1st	Incremental Charge - Manual Svc Order vs. Electronic- Disc Add'l
							Rec	Nonrecurring		Nonrecurring Disconnect		OSS Rates(\$)				
								First	Add'l	First	Add'l	SOMEC	SOMAN	SOMAN	SOMAN	SOMAN
		2-Wire Voice Grade Port terminated in on Megalink or equivalent			UEP9E	UEPQ9	1.36	38.85	19.08				15.20			
		2-Wire Voice Grade Port Terminated on 800 Service Term			UEP9E	UEPQ2	1.36	38.85	19.08				15.20			
	Local Switching															
		Centrex Intercom Funtionality, per port			UEP9E	URECS	0.8577									
	Local Number Portability															
		Local Number Portability (1 per port)			UEP9E	LNPPC	0.35									
	Features															
		All Standard Features Offered, per port			UEP9E	UEPVF	0.00						15.20			
		All Select Features Offered, per port			UEP9E	UEPVS	0.00	412.25					15.20			
		All Centrex Control Features Offered, per port			UEP9E	UEPVC	0.00						15.20			
	NARS															
		Unbundled Network Access Register - Combination			UEP9E	UARCX	0.00	0.00	0.00							
		Unbundled Network Access Register - Indial			UEP9E	UAR1X	0.00	0.00	0.00							
		Unbundled Network Access Register - Outdial			UEP9E	UAROX	0.00	0.00	0.00							
	Miscellaneous Terminations															
	2-Wire Trunk Side															
		Trunk Side Terminations, each			UEP9E	CEND6	8.29	115.85	18.20				15.20			
	4-Wire Digital (1.544 Megabits)															
		DS1 Circuit Terminations, each			UEP9E	M1HD1	68.47	196.18	92.92				15.20			
		DS0 Channel Activated Per Channel			UEP9E	M1HDO	0.00	14.06					15.20			
	Interoffice Channel Mileage - 2-Wire															
		Interoffice Channel Facilities Termination			UEP9E	MIGBC	22.60	39.36	26.62				15.20			
		Interoffice Channel mileage, per mile or fraction of mile			UEP9E	MIGBM	0.013									
	Feature Activations (DS0) Centrex Loops on Channelized DS1 Service															
	D4 Channel Bank Feature Activations															
		Feature Activation on D-4 Channel Bank Centrex Loop Slot			UEP9E	1PQWS	0.6497						15.20			
		Feature Activation on D-4 Channel Bank FX line Side Loop Slot			UEP9E	1PQW6	0.6497						15.20			
		Feature Activation on D-4 Channel Bank FX Trunk Side Loop Slot			UEP9E	1PQW7	0.6497						15.20			
		Feature Activation on D-4 Channel Bank Centrex Loop Slot - Different Wire Center			UEP9E	1PQWP	0.6497						15.20			
		Feature Activation on D-4 Channel Bank Private Line Loop Slot			UEP9E	1PQWV	0.6497						15.20			
		Feature Activation on D-4 Channel Bank Tjlie Line/Trunk Loop Slot			UEP9E	1PQWQ	0.6497						15.20			
		Feature Activation on D-4 Channel Bank WATS Loop Slot			UEP9E	1PQWA	0.6497						15.20			
	Non-Recurring Charges (NRC) Associated with UNE-P Centrex															
		NRC Conversion Currently Combined Switch-As-Is with allowed changes, per port			UEP9E	USAC2		0.10	0.10				15.20			
		Conversion of Existing Centrex Common Block, each			UEP9E	USACN		36.66	16.10				15.20			
		New Centrex Standard Common Block			UEP9E	M1ACS	0.00	680.40					15.20			
		New Centrex Customized Common Block			UEP9E	M1ACC	0.00	680.40					15.20			
		NAR Establishment Charge, Per Occasion			UEP9E	URECA	0.00	73.93					15.20			
	UNE-P CENTREX - DCO - Valid in AL, KY, LA, MS, & TN)															
	2-Wire VG Loop/2-Wire Voice Grade Port (Centrex) Combo															
	UNE Port/Loop Combination Rates (Non-Design)															
		2-Wire VG Loop/2-Wire Voice Grade Port (Centrex) Port Combo - Non-Design		1	UEP93		13.13									
		2-Wire VG Loop/2-Wire Voice Grade Port (Centrex)Port Combo - Non-Design		2	UEP93		23.75									
		2-Wire VG Loop/2-Wire Voice Grade Port (Centrex)Port Combo - Non-Design		3	UEP93		49.62									
	UNE Port/Loop Combination Rates (Design)															
		2-Wire VG Loop/2-Wire Voice Grade Port (Centrex) Port Combo - Design		1	UEP93		16.29									
		2-Wire VG Loop/2-Wire Voice Grade Port (Centrex)Port Combo - Design		2	UEP93		26.71									

UNBUNDLED NETWORK ELEMENTS - Louisiana													Attachment: 2		Exhibit: B		
CATEGORY	RATE ELEMENTS		Interim	Zone	BCS	USOC	RATES(\$)				Svc Order Submitted Elec per LSR	Svc Order Submitted Manually per LSR	Incremental Charge - Manual Svc Order vs. Electronic-1st	Incremental Charge - Manual Svc Order vs. Electronic-Add'l	Incremental Charge - Manual Svc Order vs. Electronic-Disc 1st	Incremental Charge - Manual Svc Order vs. Electronic-Disc Add'l	
							Rec	Nonrecurring		Nonrecurring Disconnect		OSS Rates(\$)					
								First	Add'l	First	Add'l	SOMEc	SOMAN	SOMAN	SOMAN	SOMAN	SOMAN
		2-Wire VG Loop/2-Wire Voice Grade Port (Centrex)Port Combo - Design		3	UEP93		51.82										
	UNE Loop Rate																
		2-Wire Voice Grade Loop (SL 1) - Zone 1		1	UEP93	UECS1	11.77										
		2-Wire Voice Grade Loop (SL 1) - Zone 2		2	UEP93	UECS1	22.36										
		2-Wire Voice Grade Loop (SL 1) - Zone 3		3	UEP93	UECS1	48.26										
		2-Wire Voice Grade Loop (SL 2) - Zone 1		1	UEP93	UECS2	14.93										
		2-Wire Voice Grade Loop (SL 2) - Zone 2		2	UEP93	UECS2	25.35										
		2-Wire Voice Grade Loop (SL 2) - Zone 3		3	UEP93	UECS2	50.46										
	UNE Port Rate																
	AL, KY, LA, MS, & TN only																
		2-Wire Voice Grade Port (Centrex) Basic Local Area			UEP93	UEPYA	1.36	38.85	19.08				15.20				
		2-Wire Voice Grade Port (Centrex 800 termination)Basic Local Area			UEP93	UEPYB	1.36	38.85	19.08				15.20				
		2-Wire Voice Grade Port (Centrex with Caller ID)1Basic Local Area			UEP93	UEPYH	1.36	38.85	19.08				15.20				
		2-Wire Voice Grade Port (Centrex from diff Serving Wire Center)2 Basic Local Area			UEP93	UEPYM	1.36	104.41	67.93				15.20				
		2-Wire Voice Grade Port, Diff Serving Wire Center - 800 Service Term - Basic Local Area			UEP93	UEPYZ	1.36	104.41	67.93				15.20				
		2-Wire Voice Grade Port terminated in on Megalink or equivalent - Basic Local Area			UEP93	UEPY9	1.36	38.85	19.08				15.20				
		2-Wire Voice Grade Port Terminated on 800 Service Term - Basic Local Area			UEP93	UEPY2	1.36	38.85	19.08				15.20				
		2-Wire Voice Grade Port (Centrex)			UEP93	UEPQA	1.36	38.85	19.08				15.20				
		2-Wire Voice Grade Port (Centrex 800 termination)			UEP93	UEPQB	1.36	38.85	19.08				15.20				
		2-Wire Voice Grade Port (Centrex with Caller ID)1			UEP93	UEPQH	1.36	38.85	19.08				15.20				
		2-Wire Voice Grade Port (Centrex from diff Serving Wire Center)2			UEP93	UEPQM	1.36	104.41	67.93				15.20				
		2-Wire Voice Grade Port, Diff Serving Wire Center - 800 Service Term			UEP93	UEPQZ	1.36	104.41	67.93				15.20				
		2-Wire Voice Grade Port terminated in on Megalink or equivalent			UEP93	UEPQ9	1.36	38.85	19.08				15.20				
		2-Wire Voice Grade Port Terminated on 800 Service Term			UEP93	UEPQ2	1.36	38.85	19.08				15.20				
	Local Switching																
		Centrex Intercom Funtionality, per port			UEP93	URECS	0.8577										
	Local Number Portability																
		Local Number Portability (1 per port)			UEP93	LNCCC	0.35										
	Features																
		All Standard Features Offered, per port			UEP93	UEPVF	0.00						15.20				
		All Centrex Control Features Offered, per port			UEP93	UEPVC	0.00						15.20				
	NARS																
		Unbundled Network Access Register - Combination			UEP93	UARCX	0.00	0.00	0.00				15.20				
		Unbundled Network Access Register - Indial			UEP93	UAR1X	0.00	0.00	0.00				15.20				
		Unbundled Network Access Register - Outdial			UEP93	UAROx	0.00	0.00	0.00				15.20				
	Miscellaneous Terminations																
	2-Wire Trunk Side																
		Trunk Side Terminations, each			UEP93	CEND6	8.27	115.85	18.20				15.20				
	4-Wire Digital (1.544 Megabits)																
		DS1 Circuit Terminations, each			UEP93	M1HD1	68.47	196.18	92.92				15.20				
		DS0 Channels Activated, Per Channel			UEP93	M1HDO	0.00	14.01					15.20				
	Interoffice Channel Mileage - 2-Wire																
		Interoffice Channel Facilities Termination			UEP93	MIGBC	22.60	39.36	26.62				15.20				
		Interoffice Channel mileage, per mile or fraction of mile			UEP93	MIGBM	0.013										
	Feature Activations (DS0) Centrex Loops on Channelized DS1 Service																
	D4 Channel Bank Feature Acti vations																
		Feature Activation on D-4 Channel Bank Centrex Loop Slot			UEP93	1PQWS	0.6497						15.20				
		Feature Activation on D-4 Channel Bank FX Line Side Loop Slot			UEP93	1PQW6	0.6497						15.20				

UNBUNDLED NETWORK ELEMENTS - Louisiana											Attachment: 2		Exhibit: B		
CATEGORY	RATE ELEMENTS	Interim	Zone	BCS	USOC	RATES(\$)				Svc Order Submitted Elec per LSR	Svc Order Submitted Manually per LSR	Incremental Charge - Manual Svc Order vs. Electronic-1st	Incremental Charge - Manual Svc Order vs. Electronic-Add'l	Incremental Charge - Manual Svc Order vs. Electronic-Disc 1st	Incremental Charge - Manual Svc Order vs. Electronic-Disc Add'l
							Nonrecurring		Nonrecurring Disconnect		OSS Rates(\$)				
						Rec	First	Add'l	First	Add'l	SOME C	SOMAN	SOMAN	SOMAN	SOMAN
	Feature Activation on D-4 Channel Bank FX Trunk Side Loop Slot			UEP93	1PQW7	0.6497						15.20			
	Feature Activation on D-4 Channel Bank Centrex Loop Slot - Different Wire Center			UEP93	1PQWP	0.6497						15.20			
	Feature Activation on D-4 Channel Bank Private Line Loop Slot			UEP93	1PQWV	0.6497						15.20			
	Feature Activation on D-4 Channel Bank Tie Line/Trunk Loop Slot			UEP93	1PQWQ	0.6497						15.20			
	Feature Activation on D-4 Channel Bank WATS Loop Slot			UEP93	1PQWA	0.6497						15.20			
	Non-Recurring Charges (NRC) Associated with UNE-P Centrex														
	NRC Conversion Currently Combined Switch-As-Is with allowed changes, per port			UEP93	USAC2		0.10	0.10				15.20			
	Conversion of Existing Centrex Common Block, each			UEP93	USACN		36.66	16.10				15.20			
	New Centrex Standard Common Block			UEP93	M1ACS	0.00	680.40					15.20			
	New Centrex Customized Common Block			UEP93	M1ACC	0.00	680.40					15.20			
	NAR Establishment Charge, Per Occasion			UEP93	URECA	0.00	73.93					15.20			
	Note 1 - Required Port for Centrex Control in 1AESS, 5ESS & EWSD														
	Note 2 - Requires Interoffice Channel Mileage														
	Note 3 - Requires Specific Customer Premises Equipment														
	NOTE: Rates displaying an "R" in Interim column are interim and subject to rate true-up as set forth in General Terms and Conditions.														

UNBUNDLED NETWORK ELEMENTS - Mississippi												Attachment: 2		Exhibit: B				
CATEGORY	RATE ELEMENTS				Interim	Zone	BCS	USOC	RATES(\$)				Svc Order Submitted Elec per LSR	Svc Order Submitted Manually per LSR	Incremental Charge - Manual Svc Order vs. Electronic-1st	Incremental Charge - Manual Svc Order vs. Electronic-Add'l	Incremental Charge - Manual Svc Order vs. Electronic-Disc 1st	Incremental Charge - Manual Svc Order vs. Electronic-Disc Add'l
									Rec	First	Add'l	First	Add'l	SOME C	SOMAN	SOMAN	SOMAN	SOMAN
The "Zone" shown in the sections for stand-alone loops or loops as part of a combination refers to Geographically Deaveraged UNE Zones. To view Geographically Deaveraged UNE Zone Designations by Central Office, refer to Internet Website: http://www.interconnection.bellsouth.com/become_a_clec/html/interconnection.htm																		
OPERATIONAL SUPPORT SYSTEMS																		
NOTE: (1) Electronic Service Order: CLEC should contact its contract negotiator if it prefers the state specific electronic service ordering charges as ordered by the State Commissions. The electronic service ordering charge currently contained in this rate exhibit is the BellSouth regional electronic service ordering charge. CLEC may elect either the state specific Commission ordered rates for the electronic service ordering charges, or CLEC may elect the regional electronic service ordering charge.																		
NOTE: (2) Any element that can be ordered electronically will be billed according to the SOME C rate listed in this category. Please refer to BellSouth's Business Rules for Local Ordering (BBR-LO) to determine if a product can be ordered electronically. For those elements that cannot be ordered electronically at present per the BBR-LO, the listed SOME C rate in this category reflects the charge that would be billed to a CLEC once electronic ordering capabilities come on-line for that element. Otherwise, the manual ordering charge, SOMAN, will be applied to a CLECs bill when it submits an LSR to BellSouth.																		
		Manual Service Order Charge, per LSR, Disconnect Only (MS)					SOMAN					1.97						
		Electronic OSS Charge, per LSR, submitted via BST's OSS interactive interfaces (Regional)					SOME C		3.50									
UNBUNDLED EXCHANGE ACCESS LOOP																		
		2-WIRE ANALOG VOICE GRADE LOOP																
		2-Wire Analog Voice Grade Loop - Service Level 1- Zone 1				1	UEANL	UEAL2	12.03	37.92	17.55	23.48	5.25	15.75				
		2-Wire Analog Voice Grade Loop - Service Level 1- Zone 2				2	UEANL	UEAL2	16.87	37.92	17.55	23.48	5.25	15.75				
		2-Wire Analog Voice Grade Loop - Service Level 1- Zone 3				3	UEANL	UEAL2	25.68	37.92	17.55	23.48	5.25	15.75				
		2-Wire Analog Voice Grade Loop - Service Level 1- Zone 4				4	UEANL	UEAL2	43.85	37.92	17.55	23.48	5.25	15.75				
		Loop Testing - Basic 1st Half Hour					UEANL	URET1		34.36				15.75				
		Loop Testing - Basic Additional Half Hour					UEANL	URETA		19.97				15.75				
		CLEC to CLEC Conversion Charge Without Outside Dispatch					UEANL	UREWO		15.75	8.93			15.75				
		Engineering Information Document (EI)					UEANL			13.51	13.51							
		Manual Order Coordination for UVL-SL1s (per loop)					UEANL	UEAMC		8.20	8.20							
		Order Coordination for Specified Conversion Time for UVL-SL1 (per LSR)					UEANL	OCOSL		18.19	18.19							
		2-WIRE Unbundled COPPER LOOP																
		2-Wire Unbundled Copper Loop - Non-Designed Zone 1				1	UEQ	UEQ2X	11.01	36.53	16.16	22.66	4.42	15.75				
		2 Wire Unbundled Copper Loop - Non-Designed - Zone 2				2	UEQ	UEQ2X	11.51	36.53	16.16	22.66	4.42	15.75				
		2 Wire Unbundled Copper Loop - Non-Designed - Zone 3				3	UEQ	UEQ2X	11.57	36.53	16.16	22.66	4.42	15.75				
		2 Wire Unbundled Copper Loop - Non-Designed - Zone 4				4	UEQ	UEQ2X	13.10	36.53	16.16	22.66	4.42	15.75				
		Order Coordination 2 Wire Unbundled Copper Loop - Non-Designed (per loop)					UEQ	USBMC		8.20	8.20							
		Engineering Information Document					UEQ			13.51	13.51							
		Loop Testing - Basic 1st Half Hour					UEQ	URET1		34.36				15.75				
		Loop Testing - Basic Additional Half Hour					UEQ	URETA		19.97				15.75				
		CLEC to CLEC Conversion Charge Without Outside Dispatch					UEQ	UREWO		14.25	7.42			15.75				
UNBUNDLED EXCHANGE ACCESS LOOP																		
		2-WIRE ANALOG VOICE GRADE LOOP																
		2 Wire Analog Voice Grade Loop-Service Level 1-Line Splitting-Zone 1				1	UEPSR UEPSB	UEALS	12.03	37.92	17.55	23.48	5.25	15.75				
		2 Wire Analog Voice Grade Loop-Service Level 1-Line Splitting-Zone 1				1	UEPSR UEPSB	UEABS	12.03	37.92	17.55	23.48	5.25	15.75				
		2 Wire Analog Voice Grade Loop- Service Level 1-Line Splitting-Zone 2				2	UEPSR UEPSB	UEALS,	16.87	37.92	17.55	23.48	5.25	15.75				
		2 Wire Analog Voice Grade Loop- Service Level 1-Line Splitting-Zone 2				2	UEPSR UEPSB	UEABS	16.87	37.92	17.55	23.48	5.25	15.75				
		2 Wire Analog Voice Grade Loop-Service Level 1-Line Splitting-Zone 3				3	UEPSR UEPSB	UEALS,	25.68	37.92	17.55	23.48	5.25	15.75				
		2 Wire Analog Voice Grade Loop-Service Level 1-Line Splitting-Zone 3				3	UEPSR UEPSB	UEABS	25.68	37.92	17.55	23.48	5.25	15.75				
		2 Wire Analog Voice Grade Loop-Service Level 1-Line Splitting-Zone 4				4	UEPSR UEPSB	UEALS,	43.85	37.92	17.55	23.48	5.25	15.75				
		2 Wire Analog Voice Grade Loop-Service Level 1-Line Splitting-Zone 4				4	UEPSR UEPSB	UEABS	43.85	37.92	17.55	23.48	5.25	15.75				
UNBUNDLED EXCHANGE ACCESS LOOP																		
		2-WIRE ANALOG VOICE GRADE LOOP																
		2-Wire Analog Voice Grade Loop - Service Level 2 w/Loop or Ground Start Signaling - Zone 1				1	UEA	UEAL2	13.89	105.96	68.28	52.82	10.37	15.75				
		2-Wire Analog Voice Grade Loop - Service Level 2 w/Loop or Ground Start Signaling - Zone 2				2	UEA	UEAL2	18.75	105.96	68.28	52.82	10.37	15.75				

UNBUNDLED NETWORK ELEMENTS - Mississippi													Attachment: 2		Exhibit: B		
CATEGORY	RATE ELEMENTS		Interim	Zone	BCS	USOC	RATES(\$)					Svc Order Submitted Elec per LSR	Svc Order Submitted Manually per LSR	Incremental Charge - Manual Svc Order vs. Electronic-1st	Incremental Charge - Manual Svc Order vs. Electronic-Add'l	Incremental Charge - Manual Svc Order vs. Electronic-Disc 1st	Incremental Charge - Manual Svc Order vs. Electronic-Disc Add'l
								Nonrecurring		Nonrecurring Disconnect		OSS Rates(\$)					
							Rec	First	Add'l	First	Add'l	SOMEc	SOMAN	SOMAN	SOMAN	SOMAN	SOMAN
		2-Wire Analog Voice Grade Loop - Service Level 2 w/Loop or Ground Start Signaling - Zone 3		3	UEA	UEAL2	27.55	105.96	68.28	52.82	10.37		15.75				
		2-Wire Analog Voice Grade Loop - Service Level 2 w/Loop or Ground Start Signaling - Zone 4		4	UEA	UEAL2	45.72	105.96	68.28	52.82	10.37		15.75				
		Order Coordination for Specified Conversion Time (per LSR)			UEA	OCOSL		18.19									
		2-Wire Analog Voice Grade Loop - Service Level 2 w/Reverse Battery Signaling - Zone 1		1	UEA	UEAR2	13.89	105.96	68.28	52.82	10.37		15.75				
		2-Wire Analog Voice Grade Loop - Service Level 2 w/Reverse Battery Signaling - Zone 2		2	UEA	UEAR2	18.75	105.96	68.28	52.82	10.37		15.75				
		2-Wire Analog Voice Grade Loop - Service Level 2 w/Reverse Battery Signaling - Zone 3		3	UEA	UEAR2	27.55	105.96	68.28	52.82	10.37		15.75				
		2-Wire Analog Voice Grade Loop - Service Level 2 w/Reverse Battery Signaling - Zone 4		4	UEA	UEAR2	45.72	105.96	68.28	52.82	10.37		15.75				
		Order Coordination for Specified Conversion Time (per LSR)			UEA	OCOSL		18.19									
		CLEC to CLEC Conversion Charge without outside dispatch			UEA	UREWO		87.56	36.29				15.75				
	4-WIRE ANALOG VOICE GRADE LOOP																
		4-Wire Analog Voice Grade Loop - Zone 1		1	UEA	UEAL4	27.47	132.27	94.59	60.68	14.64		15.75				
		4-Wire Analog Voice Grade Loop - Zone 2		2	UEA	UEAL4	38.26	132.27	94.59	60.68	14.64		15.75				
		4-Wire Analog Voice Grade Loop - Zone 3		3	UEA	UEAL4	50.03	132.27	94.59	60.68	14.64		15.75				
		4-Wire Analog Voice Grade Loop - Zone 4		4	UEA	UEAL4	50.03	132.27	94.59	60.68	14.64		15.75				
		Order Coordination for Specified Conversion Time (per LSR)			UEA	OCOSL		18.19									
		CLEC to CLEC Conversion Charge without outside dispatch			UEA	UREWO		87.56	36.29				15.75				
	2-WIRE ISDN DIGITAL GRADE LOOP																
		2-Wire ISDN Digital Grade Loop - Zone 1		1	UDN	U1L2X	21.01	117.61	79.92	52.82	10.37		15.75				
		2-Wire ISDN Digital Grade Loop - Zone 2		2	UDN	U1L2X	27.59	117.61	79.92	52.82	10.37		15.75				
		2-Wire ISDN Digital Grade Loop - Zone 3		3	UDN	U1L2X	37.34	117.61	79.92	52.82	10.37		15.75				
		2-Wire ISDN Digital Grade Loop - Zone 4		4	UDN	U1L2X	59.18	117.61	79.92	52.82	10.37		15.75				
		Order Coordination For Specified Conversion Time (per LSR)			UDN	OCOSL		18.19									
		CLEC to CLEC Conversion Charge without outside dispatch			UDN	UREWO		91.46	44.07				15.75				
	2-WIRE Universal Digital Channel (UDC) COMPATIBLE LOOP																
		2-Wire Universal Digital Channel (UDC) Compatible Loop - Zone 1		1	UDC	UDC2X	21.01	117.61	79.92	52.82	10.37		15.75				
		2-Wire Universal Digital Channel (UDC) Compatible Loop - Zone 2		2	UDC	UDC2X	27.59	117.61	79.92	52.82	10.37		15.75				
		2-Wire Universal Digital Channel (UDC) Compatible Loop - Zone 3		3	UDC	UDC2X	37.34	117.61	79.92	52.82	10.37		15.75				
		2-Wire Universal Digital Channel (UDC) Compatible Loop - Zone 4		4	UDC	UDC2X	59.18	117.61	79.92	52.82	10.37		15.75				
		CLEC to CLEC Conversion Charge without outside dispatch *			UDC	UREWO		91.46	44.07				15.75				
	2-WIRE ASYMMETRICAL DIGITAL SUBSCRIBER LINE (ADSL) COMPATIBLE LOOP																
		2 Wire Unbundled ADSL Loop including manual service inquiry & facility reservation - Zone 1		1	UAL	UAL2X	11.11	121.27	70.81	50.38	7.93		15.75				
		2 Wire Unbundled ADSL Loop including manual service inquiry & facility reservation - Zone 2		2	UAL	UAL2X	11.47	121.27	70.81	50.38	7.93		15.75				
		2 Wire Unbundled ADSL Loop including manual service inquiry & facility reservation - Zone 3		3	UAL	UAL2X	11.74	121.27	70.81	50.38	7.93		15.75				
		2 Wire Unbundled ADSL Loop including manual service inquiry & facility reservation - Zone 4		4	UAL	UAL2X	12.69	121.27	70.81	50.38	7.93		15.75				
		Order Coordination for Specified Conversion Time (per LSR)			UAL	OCOSL		18.19									
		2 Wire Unbundled ADSL Loop without manual service inquiry & facility reservaton - Zone 1		1	UAL	UAL2W	11.11	96.15	58.03	50.38	7.93		15.75				
		2 Wire Unbundled ADSL Loop without manual service inquiry & facility reservaton - Zone 2		2	UAL	UAL2W	11.47	96.15	58.03	50.38	7.93		15.75				
		2 Wire Unbundled ADSL Loop without manual service inquiry & facility reservaton - Zone 3		3	UAL	UAL2W	11.74	96.15	58.03	50.38	7.93		15.75				
		2 Wire Unbundled ADSL Loop without manual service inquiry & facility reservaton - Zone 4		4	UAL	UAL2W	12.69	96.15	58.03	50.38	7.93		15.75				
		Order Coordination for Specified Conversion Time (per LSR)			UAL	OCOSL		18.19									
		CLEC to CLEC Conversion Charge without outside dispatch			UAL	UREWO		86.04	40.33				15.75				

UNBUNDLED NETWORK ELEMENTS - Mississippi													Attachment: 2		Exhibit: B		
CATEGORY	RATE ELEMENTS		Interim	Zone	BCS	USOC	RATES(\$)				Svc Order Submitted Elec per LSR	Svc Order Submitted Manually per LSR	Incremental Charge - Manual Svc Order vs. Electronic-1st	Incremental Charge - Manual Svc Order vs. Electronic-Add'l	Incremental Charge - Manual Svc Order vs. Electronic-Disc 1st	Incremental Charge - Manual Svc Order vs. Electronic-Disc Add'l	
													OSS Rates(\$)				
							Rec	First	Add'l	First	Add'l	SOMEc	SOMAN	SOMAN	SOMAN	SOMAN	SOMAN
		2-WIRE HIGH BIT RATE DIGITAL SUBSCRIBER LINE (HDSL) COMPATIBLE LOOP															
		2 Wire Unbundled HDSL Loop including manual service inquiry & facility reservation - Zone 1		1	UHL	UHL2X	8.75	129.98	79.52	50.38	7.93		15.75				
		2 Wire Unbundled HDSL Loop including manual service inquiry & facility reservation - Zone 2		2	UHL	UHL2X	9.22	129.98	79.52	50.38	7.93		15.75				
		2 Wire Unbundled HDSL Loop including manual service inquiry & facility reservation - Zone 3		3	UHL	UHL2X	9.87	129.98	79.52	50.38	7.93		15.75				
		2 Wire Unbundled HDSL Loop including manual service inquiry & facility reservation - Zone 4		4	UHL	UHL2X	10.46	129.98	79.52	50.38	7.93		15.75				
		Order Coordination for Specified Conversion Time (per LSR)			UHL	OCOSL		18.19									
		2 Wire Unbundled HDSL Loop without manual service inquiry and facility reservation - Zone 1		1	UHL	UHL2W	8.75	104.86	66.74	50.38	7.93		15.75				
		2 Wire Unbundled HDSL Loop without manual service inquiry and facility reservation - Zone 2		2	UHL	UHL2W	9.22	104.86	66.74	50.38	7.93		15.75				
		2 Wire Unbundled HDSL Loop without manual service inquiry and facility reservation - Zone 3		3	UHL	UHL2W	9.87	104.86	66.74	50.38	7.93		15.75				
		2 Wire Unbundled HDSL Loop without manual service inquiry and facility reservation - Zone 4		4	UHL	UHL2W	10.46	104.86	66.74	50.38	7.93		15.75				
		Order Coordination for Specified Conversion Time (per LSR)			UHL	OCOSL		18.19									
		CLEC to CLEC Conversion Charge without outside dispatch			UHL	UREWO		85.98	40.33				15.75				
		4-WIRE HIGH BIT RATE DIGITAL SUBSCRIBER LINE (HDSL) COMPATIBLE LOOP															
		4 Wire Unbundled HDSL Loop including manual service inquiry and facility reservation - Zone 1		1	UHL	UHL4X	13.78	158.74	108.28	56.72	10.68		15.75				
		4-Wire Unbundled HDSL Loop including manual service inquiry and facility reservation - Zone 2		2	UHL	UHL4X	13.43	158.74	108.28	56.72	10.68		15.75				
		4-Wire Unbundled HDSL Loop including manual service inquiry and facility reservation - Zone 3		3	UHL	UHL4X	15.59	158.74	108.28	56.72	10.68		15.75				
		4-Wire Unbundled HDSL Loop including manual service inquiry and facility reservation - Zone 4		4	UHL	UHL4X	14.46	158.74	108.28	56.72	10.68		15.75				
		Order Coordination for Specified Conversion Time (per LSR)			UHL	OCOSL		18.19									
		4-Wire Unbundled HDSL Loop without manual service inquiry and facility reservation - Zone 1		1	UHL	UHL4W	13.78	133.62	95.50	56.72	10.68		15.75				
		4-Wire Unbundled HDSL Loop without manual service inquiry and facility reservation - Zone 2		2	UHL	UHL4W	13.43	133.62	95.50	56.72	10.68		15.75				
		4-Wire Unbundled HDSL Loop without manual service inquiry and facility reservation - Zone 3		3	UHL	UHL4W	15.59	133.62	95.50	56.72	10.68		15.75				
		4-Wire Unbundled HDSL Loop without manual service inquiry and facility reservation - Zone 4		4	UHL	UHL4W	14.46	133.62	95.50	56.72	10.68		15.75				
		Order Coordination for Specified Conversion Time (per LSR)			UHL	OCOSL		18.19									
		CLEC to CLEC Conversion Charge without outside dispatch			UHL	UREWO		85.98	40.33				15.75				
		4-WIRE DS1 DIGITAL LOOP															
		4-Wire DS1 Digital Loop - Zone 1		1	USL	USLXX	79.08	253.93	158.45	46.10	12.07		15.75				
		4-Wire DS1 Digital Loop - Zone 2		2	USL	USLXX	129.38	253.93	158.45	46.10	12.07		15.75				
		4-Wire DS1 Digital Loop - Zone 3		3	USL	USLXX	206.74	253.93	158.45	46.10	12.07		15.75				
		4-Wire DS1 Digital Loop - Zone 4		4	USL	USLXX	458.46	253.93	158.45	46.10	12.07		15.75				
		Order Coordination for Specified Conversion Time (per LSR)			USL	OCOSL		18.19									
		CLEC to CLEC Conversion Charge without outside dispatch			USL	UREWO		100.90	42.96				15.75				
		4-WIRE 19.2, 56 OR 64 KBPS DIGITAL GRADE LOOP															
		4 Wire Unbundled Digital 19.2 Kbps		1	UDL	UDL19	27.44	126.53	88.85	60.68	14.64		15.75				
		4 Wire Unbundled Digital 19.2 Kbps		2	UDL	UDL19	34.55	126.53	88.85	60.68	14.64		15.75				
		4 Wire Unbundled Digital 19.2 Kbps		3	UDL	UDL19	40.76	126.53	88.85	60.68	14.64		15.75				
		4 Wire Unbundled Digital 19.2 Kbps		4	UDL	UDL19	32.25	126.53	88.85	60.68	14.64		15.75				
		4 Wire Unbundled Digital Loop 56 Kbps - Zone 1		1	UDL	UDL56	27.44	126.53	88.85	60.68	14.64		15.75				
		4 Wire Unbundled Digital Loop 56 Kbps - Zone 2		2	UDL	UDL56	34.55	126.53	88.85	60.68	14.64		15.75				
		4 Wire Unbundled Digital Loop 56 Kbps - Zone 3		3	UDL	UDL56	40.76	126.53	88.85	60.68	14.64		15.75				
		4 Wire Unbundled Digital Loop 56 Kbps - Zone 4		4	UDL	UDL56	32.25	126.53	88.85	60.68	14.64		15.75				
		Order Coordination for Specified Conversion Time (per LSR)			UDL	OCOSL		18.19									
		4 Wire Unbundled Digital Loop 64 Kbps - Zone 1		1	UDL	UDL64	27.44	126.53	88.85	60.68	14.64		15.75				
		4 Wire Unbundled Digital Loop 64 Kbps - Zone 2		2	UDL	UDL64	34.55	126.53	88.85	60.68	14.64		15.75				

UNBUNDLED NETWORK ELEMENTS - Mississippi												Attachment: 2		Exhibit: B			
CATEGORY	RATE ELEMENTS		Interim	Zone	BCS	USOC	RATES(\$)					Svc Order Submitted Elec per LSR	Svc Order Submitted Manually per LSR	Incremental Charge - Manual Svc Order vs. Electronic-1st	Incremental Charge - Manual Svc Order vs. Electronic-Add'l	Incremental Charge - Manual Svc Order vs. Electronic-Disc 1st	Incremental Charge - Manual Svc Order vs. Electronic-Disc Add'l
								Nonrecurring			Nonrecurring Disconnect		OSS Rates(\$)				
							Rec	First	Add'l	First	Add'l	SOMEc	SOMAN	SOMAN	SOMAN	SOMAN	SOMAN
		4 Wire Unbundled Digital Loop 64 Kbps - Zone 3		3	UDL	UDL64	40.76	126.53	88.85	60.68	14.64		15.75				
		4 Wire Unbundled Digital Loop 64 Kbps - Zone 4		4	UDL	UDL64	32.25	126.53	88.85	60.68	14.64		15.75				
		Order Coordination for Specified Conversion Time (per LSR)			UDL	OCOSL		18.19									
		CLEC to CLEC Conversion Charge without outside dispatch			UDL	UREWO		101.94	49.66				15.75				
		2-WIRE Unbundled COPPER LOOP															
		2-Wire Unbundled Copper Loop/Short including manual service inquiry & facility reservation - Zone 1		1	UCL	UCLPB	11.11	120.34	69.87	50.38	7.93		15.75				
		2-Wire Unbundled Copper Loop/Short including manual service inquiry & facility reservation - Zone 2		2	UCL	UCLPB	11.47	120.34	69.87	50.38	7.93		15.75				
		2 Wire Unbundled Copper Loop/Short including manual service inquiry & facility reservation - Zone 3		3	UCL	UCLPB	11.74	120.34	69.87	50.38	7.93		15.75				
		2 Wire Unbundled Copper Loop/Short including manual service inquiry & facility reservation - Zone 4		4	UCL	UCLPB	12.69	120.34	69.87	50.38	7.93		15.75				
		Order Coordination for Unbundled Copper Loops (per loop)			UCL	UCLMC		8.20	8.20								
		2-Wire Unbundled Copper Loop/Short without manual service inquiry and facility reservation - Zone 1		1	UCL	UCLPW	11.11	95.21	57.09	50.38	7.93		15.75				
		2-Wire Unbundled Copper Loop/Short without manual service inquiry and facility reservation - Zone 2		2	UCL	UCLPW	11.47	95.21	57.09	50.38	7.93		15.75				
		2-Wire Unbundled Copper Loop/Short without manual service inquiry and facility reservation - Zone 3		3	UCL	UCLPW	11.74	95.21	57.09	50.38	7.93		15.75				
		2-Wire Unbundled Copper Loop/Short without manual service inquiry and facility reservation - Zone 4		4	UCL	UCLPW	12.69	95.21	57.09	50.38	7.93		15.75				
		Order Coordination for Unbundled Copper Loops (per loop)			UCL	UCLMC		8.20	8.20								
		2-Wire Unbundled Copper Loop/Long - includes manual svc. inquiry and facility reservation - Zone 1		1	UCL	UCL2L	29.29	120.34	69.87	50.38	7.93		15.75				
		2-Wire Unbundled Copper Loop/Long - includes manual svc. inquiry and facility reservation - Zone 2		2	UCL	UCL2L	43.46	120.34	69.87	50.38	7.93		15.75				
		2-Wire Unbundled Copper Loop/Long - includes manual svc. inquiry and facility reservation - Zone 3		3	UCL	UCL2L	64.44	120.34	69.87	50.38	7.93		15.75				
		2-Wire Unbundled Copper Loop/Long - includes manual svc. inquiry and facility reservation - Zone 4		4	UCL	UCL2L	87.60	120.34	69.87	50.38	7.93		15.75				
		Order Coordination for Unbundled Copper Loops (per loop)			UCL	UCLMC		8.20	8.20								
		2-Wire Unbundled Copper Loop/Long - without manual service inquiry and facility reservation - Zone 1		1	UCL	UCL2W	29.29	95.21	57.09	50.38	7.93		15.75				
		2-Wire Unbundled Copper Loop/Long - without manual service inquiry and facility reservation - Zone 2		2	UCL	UCL2W	43.46	95.21	57.09	50.38	7.93		15.75				
		2-Wire Unbundled Copper Loop/Long - without manual service inquiry and facility reservation - Zone 3		3	UCL	UCL2W	64.44	95.21	57.09	50.38	7.93		15.75				
		2-Wire Unbundled Copper Loop/Long - without manual service inquiry and facility reservation - Zone 4		4	UCL	UCL2W	87.60	95.21	57.09	50.38	7.93		15.75				
		Order Coordination for Unbundled Copper Loops (per loop)			UCL	UCLMC		8.20	8.20								
		CLEC to CLEC Conversion Charge without outside dispatch (UCL-Des)			UCL	UREWO		95.21	42.40				15.75				
		4-WIRE COPPER LOOP															
		4-Wire Copper Loop/Short - including manual service inquiry and facility reservation - Zone 1		1	UCL	UCL4S	17.30	144.68	94.22	56.72	10.68		15.75				
		4-Wire Copper Loop/Short - including manual service inquiry and facility reservation - Zone 2		2	UCL	UCL4S	18.84	144.68	94.22	56.72	10.68		15.75				
		4-Wire Copper Loop/Short - including manual service inquiry and facility reservation - Zone 3		3	UCL	UCL4S	21.33	144.68	94.22	56.72	10.68		15.75				
		4-Wire Copper Loop/Short - including manual service inquiry and facility reservation - Zone 4		4	UCL	UCL4S	21.33	144.68	94.22	56.72	10.68		15.75				
		Order Coordination for Unbundled Copper Loops (per loop)			UCL	UCLMC		8.20	8.20								
		4-Wire Copper Loop/Short - without manual service inquiry and facility reservation - Zone 1		1	UCL	UCL4W	17.30	119.56	81.44	56.72	10.68		15.75				
		4-Wire Copper Loop/Short - without manual service inquiry and facility reservation - Zone 2		2	UCL	UCL4W	18.84	119.56	81.44	56.72	10.68		15.75				
		4-Wire Copper Loop/Short - without manual service inquiry and facility reservation - Zone 3		3	UCL	UCL4W	21.33	119.56	81.44	56.72	10.68		15.75				

UNBUNDLED NETWORK ELEMENTS - Mississippi													Attachment: 2		Exhibit: B		
CATEGORY		RATE ELEMENTS	Interim	Zone	BCS	USOC	RATES(\$)				Svc Order Submitted Elec per LSR	Svc Order Submitted Manually per LSR	Incremental Charge - Manual Svc Order vs. Electronic-1st	Incremental Charge - Manual Svc Order vs. Electronic-Add'l	Incremental Charge - Manual Svc Order vs. Electronic-Disc 1st	Incremental Charge - Manual Svc Order vs. Electronic-Disc Add'l	
								Nonrecurring		Nonrecurring Disconnect		OSS Rates(\$)					
							Rec	First	Add'l	First	Add'l	SOMEc	SOMAN	SOMAN	SOMAN	SOMAN	SOMAN
		4-Wire Copper Loop/Short - without manual service inquiry and facility reservation - Zone 4		4	UCL	UCL4W	21.33	119.56	81.44	56.72	10.68		15.75				
		Order Coordination for Unbundled Copper Loops (per loop)			UCL	UCLMC		8.20	8.20								
		4-Wire Unbundled Copper Loop/Long - includes manual svc. inquiry and facility reservation - Zone 1		1	UCL	UCL4L	54.72	144.68	94.22	56.72	10.68		15.75				
		4-Wire Unbundled Copper Loop/Long - includes manual svc. inquiry and facility reservation - Zone 2		2	UCL	UCL4L	97.47	144.68	94.22	56.72	10.68		15.75				
		4-Wire Unbundled Copper Loop/Long - includes manual svc. inquiry and facility reservation - Zone 3		3	UCL	UCL4L	106.06	144.68	94.22	56.72	10.68		15.75				
		4-Wire Unbundled Copper Loop/Long - includes manual svc. inquiry and facility reservation - Zone 4		4	UCL	UCL4L	106.06	144.68	94.22	56.72	10.68		15.75				
		Order Coordination for Unbundled Copper Loops (per loop)			UCL	UCLMC		8.20	8.20								
		4-Wire Unbundled Copper Loop/Long - without manual svc. inquiry and facility reservation - Zone 1		1	UCL	UCL4O	54.72	119.56	81.44	56.72	10.68		15.75				
		4-Wire Unbundled Copper Loop/Long - without manual svc. inquiry and facility reservation - Zone 2		2	UCL	UCL4O	97.47	119.56	81.44	56.72	10.68		15.75				
		4-Wire Unbundled Copper Loop/Long - without manual svc. inquiry and facility reservation - Zone 3		3	UCL	UCL4O	106.06	119.56	81.44	56.72	10.68		15.75				
		4-Wire Unbundled Copper Loop/Long - without manual service inquiry and facility reservation - Zone 4		4	UCL	UCL4O	106.06	119.56	81.44	56.72	10.68		15.75				
		Order Coordination for Unbundled Copper Loops (per loop)			UCL	UCLMC		8.20	8.20								
		CLEC to CLEC Conversion Charge without outside dispatch (UCL-Des)			UCL	UREWO		95.21	42.40				15.75				
LOOP MODIFICATION																	
		Unbundled Loop Modification, Removal of Load Coils - 2 Wire pair less than or equal to 18k ft			UAL, UHL, UCL, UEQ, ULS, UEA, UEANL, UDL, UDC, UDN, UDL, USL	ULM2L		32.57	32.57				15.75				
		Unbundled Loop Modification, Removal of Load Coils - 2 wire greater than 18k ft			UCL, ULS	ULM2G		171.49	171.49				15.75				
		Unbundled Loop Modification Removal of Load Coils - 4 Wire less than or equal to 18K ft			UHL, UCL	ULM4L		32.57	32.57				15.75				
		Unbundled Loop Modification Removal of Load Coils - 4 Wire pair greater than 18k ft			UCL	ULM4G		171.49	171.49				15.75				
		Unbundled Loop Modification Removal of Bridged Tap Removal, per unbundled loop			UAL, UHL, UCL, UEQ, UEF, ULS, UEA, UEANL, UDL, UDC, UDN, UDL, USL	ULMBT		32.59	32.59				15.75				
SUB-LOOPS																	
	Sub-Loop Distribution																
		Sub-Loop - Per Cross Box Location - CLEC Feeder Facility Set-Up	I		UEANL	USBSA		259.69					15.75				
		Sub-Loop - Per Cross Box Location - Per 25 Pair Panel Set-Up	I		UEANL	USBSB		22.77					15.75				
		Sub-Loop - Per Building Equipment Room - CLEC Feeder Facility Set-Up	I		UEANL	USBSC		178.47					15.75				
		Sub-Loop - Per Building Equipment Room - Per 25 Pair Panel Set-Up	I		UEANL	USBSD		56.39					15.75				
		Sub-Loop Distribution Per 2-Wire Analog Voice Grade Loop - Zone 1	I	1	UEANL	USBN2	7.15	66.18	31.14	45.36	6.71		15.75				
		Sub-Loop Distribution Per 2-Wire Analog Voice Grade Loop - Zone 2	I	2	UEANL	USBN2	9.51	66.18	31.14	45.36	6.71		15.75				
		Sub-Loop Distribution Per 2-Wire Analog Voice Grade Loop - Zone 3	I	3	UEANL	USBN2	12.45	66.18	31.14	45.36	6.71		15.75				
		Sub-Loop Distribution Per 2-Wire Analog Voice Grade Loop - Zone 4		4	UEANL	USBN2	18.26	66.18	31.14	45.36	6.71		15.75				
		Order Coordination for Unbundled Sub-Loops, per sub-loop pair			UEANL	USBMC		45.27	45.27								

UNBUNDLED NETWORK ELEMENTS - Mississippi												Attachment: 2		Exhibit: B		
CATEGORY	RATE ELEMENTS	Interim	Zone	BCS	USOC	RATES(\$)					Svc Order Submitted Elec per LSR	Svc Order Submitted Manually per LSR	Incremental Charge - Manual Svc Order vs. Electronic-1st	Incremental Charge - Manual Svc Order vs. Electronic-Add'l	Incremental Charge - Manual Svc Order vs. Electronic-Disc 1st	Incremental Charge - Manual Svc Order vs. Electronic-Disc Add'l
							Nonrecurring		Nonrecurring Disconnect		OSS Rates(\$)					
						Rec	First	Add'l	First	Add'l	SOME C	SOMAN	SOMAN	SOMAN	SOMAN	SOMAN
	Sub-Loop Distribution Per 4-Wire Analog Voice Grade Loop - Zone 1		1	UEANL	USBN4	7.30	79.49	44.45	51.27	9.35		15.75				
	Sub-Loop Distribution Per 4-Wire Analog Voice Grade Loop - Zone 2		2	UEANL	USBN4	13.92	79.49	44.45	51.27	9.35		15.75				
	Sub-Loop Distribution Per 4-Wire Analog Voice Grade Loop - Zone 3		3	UEANL	USBN4	16.73	79.49	44.45	51.27	9.35		15.75				
	Sub-Loop Distribution Per 4-Wire Analog Voice Grade Loop - Zone 4		4	UEANL	USBN4	16.73	79.49	44.45	51.27	9.35		15.75				
	Order Coordination for Unbundled Sub-Loops, per sub-loop pair			UEANL	USBMC		45.27	45.27				15.75				
	Sub-Loop 2-Wire Intrabuilding Network Cable (INC)	I		UEANL	USBR2	2.29	53.32	18.28	45.36	6.71		15.75				
	Order Coordination for Unbundled Sub-Loops, per sub-loop pair			UEANL	USBMC		45.27	45.27								
	Sub-Loop 4-Wire Intrabuilding Network Cable (INC)	I		UEANL	USBR4	4.40	59.60	24.55	51.27	9.35		15.75				
	Order Coordination for Unbundled Sub-Loops, per sub-loop pair			UEANL	USBMC		45.27	45.27								
	2 Wire Copper Unbundled Sub-Loop Distribution - Zone 1	I	1	UEF	UCS2X	6.06	66.18	31.14	45.36	6.71		15.75				
	2 Wire Copper Unbundled Sub-Loop Distribution - Zone 2	I	2	UEF	UCS2X	7.09	66.18	31.14	45.36	6.71		15.75				
	2 Wire Copper Unbundled Sub-Loop Distribution - Zone 3	I	3	UEF	UCS2X	8.16	66.18	31.14	45.36	6.71		15.75				
	2 Wire Copper Unbundled Sub-Loop Distribution - Zone 4		4	UEF	UCS2X	9.90	66.18	31.14	45.36	6.71		15.75				
	Order Coordination for Unbundled Sub-Loops, per sub-loop pair			UEF	USBMC		45.27	45.27								
	4 Wire Copper Unbundled Sub-Loop Distribution - Zone 1	I	1	UEF	UCS4X	5.10	79.49	44.45	51.27	9.35		15.75				
	4 Wire Copper Unbundled Sub-Loop Distribution - Zone 2	I	2	UEF	UCS4X	9.11	79.49	44.45	51.27	9.35		15.75				
	4 Wire Copper Unbundled Sub-Loop Distribution - Zone 3	I	3	UEF	UCS4X	14.00	79.49	44.45	51.27	9.35		15.75				
	4 Wire Copper Unbundled Sub-Loop Distribution - Zone 4		4	UEF	UCS4X	14.00	79.49	44.45	51.27	9.35		15.75				
	Order Coordination for Unbundled Sub-Loops, per sub-loop pair			UEF	USBMC		45.27	45.27								
	Unbundled Sub-Loop Modification															
	Unbundled Sub-Loop Modification - 2-W Copper Dist Load Coil/Equip Removal per 2-W PR			UEF	ULM2X		176.80	5.13				15.75				
	Unbundled Sub-loop Modification - 4-W Copper Dist Load Coil/Equip Removal per 4-W PR			UEF	ULM4X		176.80	5.13				15.75				
	Unbundled Sub-loop Modification - 2-w/4-w Copper Dist Bridged Tap Removal, per PR unloaded			UEF	ULM4T		279.81	6.15				15.75				
	Unbundled Network Terminating Wire (UNTW)															
	Unbundled Network Terminating Wire (UNTW) per Pair			UNTW	UENPP	0.3366	30.55					15.75				
	Network Interface Device (NID)															
	Network Interface Device (NID) - 1-2 lines			UNTW	UND12		43.84	28.90				15.75				
	Network Interface Device (NID) - 1-6 lines			UNTW	UND16		65.30	50.36				15.75				
	Network Interface Device Cross Connect - 2 W			UNTW	UNDC2		5.94	5.94				15.75				
	Network Interface Device Cross Connect - 4W			UNTW	UNDC4		5.94	5.94				15.75				
SUB-LOOPS																
	Sub-Loop Feeder															
	USL-Feeder, DS0 Set-up per Cross Box location - CLEC Distribution Facility set-up			UEA, UDN, UCL, UDL, UDC	USBFW		259.69					15.75				
	USL Feeder - DS0 Set-up per Cross Box location - per 25 pair set-up			UEA, UDN, UCL, UDL, UDC	USBFX		22.77	22.77				15.75				
	USL Feeder DS1 Set-up at DSX location, per DS1 termination			USL	USBFZ		534.46	11.30				15.75				
	Unbundled Sub-Loop Feeder Loop, 2 Wire Ground Start, Voice Grade - Zone 1		1	UEA	USBFA	7.98	93.23	56.50	54.45	13.51		15.75				
	Unbundled Sub-Loop Feeder Loop, 2 Wire Ground-Start, Voice Grade - Zone 2		2	UEA	USBFA	10.39	93.23	56.50	54.45	13.51		15.75				
	Unbundled Sub-Loop Feeder Loop, Per 2 Wire Ground-Start, Voice Grade - Zone 3		3	UEA	USBFA	16.11	93.23	56.50	54.45	13.51		15.75				
	Unbundled Sub-Loop Feeder Loop, 2 Wire Ground-Start Loop, Voice Grade - Zone 4		4	UEA	USBFA	28.37	93.23	56.50	54.45	13.51		15.75				
	Order Coordination for Specified Conversion Time, per LSR			UEA	OCOSL		18.19									

UNBUNDLED NETWORK ELEMENTS - Mississippi													Attachment: 2		Exhibit: B		
CATEGORY	RATE ELEMENTS					Interim	Zone	BCS	USOC	RATES(\$)		Svc Order Submitted Elec per LSR	Svc Order Submitted Manually per LSR	Incremental Charge - Manual Svc Order vs. Electronic-1st	Incremental Charge - Manual Svc Order vs. Electronic-Add'l	Incremental Charge - Manual Svc Order vs. Electronic-Disc 1st	Incremental Charge - Manual Svc Order vs. Electronic-Disc Add'l
														OSS Rates(\$)			
						Rec	First	Add'l	First	Add'l	SOME C	SOMAN	SOMAN	SOMAN	SOMAN	SOMAN	
		Unbundle Sub-Loop Feeder Loop, 2Wire Loop-Start, Voice Grade - Zone 1		1	UEA	USBFB	7.98	93.23	56.50	54.45	13.51		15.75				
		Unbundled Sub-Loop Feeder Loop, 2Wire Loop-Start, Voice Grade - Zone 2		2	UEA	USBFB	10.39	93.23	56.50	54.45	13.51		15.75				
		Unbundled Sub-Loop Feeder Loop, 2Wire Start Loop, Voice Grade - Zone 3		3	UEA	USBFB	16.11	93.23	56.50	54.45	13.51		15.75				
		Unbundled Sub-Loop Feeder Loop, 2Wire Loop-Start, Voice Grade - Zone 4		4	UEA	USBFB	28.37	93.23	56.50	54.45	13.51		15.75				
		Order Coordination for Specified Time Conversion, per LSR			UEA	OCOSL		18.19									
		Unbundled Sub-Loop Feeder Loop, 2Wire Reverse Battery, Voice Grade - Zone 1		1	UEA	USBFC	7.98	93.23	56.50	54.45	13.51		15.75				
		Unbundled Sub-Loop Feeder Loop, 2Wire Reverse Battery, Voice Grade - Zone 2		2	UEA	USBFC	10.39	93.23	56.50	54.45	13.51		15.75				
		Unbundled Sub-Loop Feeder Loop, 2Wire Reverse Battery, Voice Grade - Zone 3		3	UEA	USBFC	16.11	93.23	56.50	54.45	13.51		15.75				
		Unbundled Sub-Loop Feeder Loop, 2Wire Reverse Battery, Voice Grade - Zone 4		4	UEA	USBFC	28.37	93.23	56.50	54.45	13.51		15.75				
		Order Coordination For Specified Conversion Time, per LSR			UEA	OCOSL		18.19									
		Unbundled Sub-Loop Feeder Loop, 4Wire Ground-Start, Voice Grade - Zone 1		1	UEA	USBFD	21.69	107.71	70.03	63.68	17.64		15.75				
		Unbundled Sub-Loop Feeder Loop, 4Wire Ground-Start, Voice Grade - Zone 2		2	UEA	USBFD	26.06	107.71	70.03	63.68	17.64		15.75				
		Unbundled Sub-Loop Feeder Loop, 4Wire Ground Start, Voice Grade - Zone 3		3	UEA	USBFD	34.77	107.71	70.03	63.68	17.64		15.75				
		Unbundled Sub-Loop Feeder Loop, 4Wire Ground-Start, Voice Grade - Zone 4		4	UEA	USBFD	34.77	107.71	70.03	63.68	17.64		15.75				
		Order Coordination For Specified Conversion Time, Per LSR			UEA	OCOSL		18.19									
		Unbundled Sub-Loop Feeder Loop, 4Wire Loop-Start, Voice Grade - Zone 1		1	UEA	USBFE	21.69	107.71	70.03	63.68	17.64		15.75				
		Unbundled Sub-Loop Feeder Loop, 4Wire Loop-Start, Voice Grade - Zone 2		2	UEA	USBFE	26.06	107.71	70.03	63.68	17.64		15.75				
		Unbundled Sub-Loop Feeder Loop, 4Wire Loop-Start, Voice Grade - Zone 3		3	UEA	USBFE	34.77	107.71	70.03	63.68	17.64		15.75				
		Sub-Loop Feeder - Per 4-Wire Analog Voice Grade Loop-Start Loop - Zone 4		4	UEA	USBFE	34.77	107.71	70.03	63.68	17.64		15.75				
		Order Coordination For Specified Conversion Time, Per LSR			UEA	OCOSL		18.19									
		Unbundled Sub-Loop Feeder Loop, 2Wire ISDN BRI - Zone 1		1	UDN	USBFF	14.60	106.46	68.78	55.58	13.13		15.75				
		Unbundled Sub-Loop Feeder Loop, 2Wire ISDN BRI - Zone 2		2	UDN	USBFF	18.78	106.46	68.78	55.58	13.13		15.75				
		Unbundled Sub-Loop Feeder Loop, 2Wire ISDN BRI - Zone 3		3	UDN	USBFF	25.47	106.46	68.78	55.58	13.13		15.75				
		Unbundled Sub-Loop Feeder Loop, 2Wire ISDN BRI - Zone 4		4	UDN	USBFF	41.41	106.46	68.78	55.58	13.13		15.75				
		Order Coordination For Specified Conversion Time, Per LSR			UDN	OCOSL		18.19									
		Unbundled Sub-Loop Feeder, 2 Wire UDC (IDSL compatible)		1	UDC	USBFS	14.60	106.46	68.78	55.58	13.13		15.75				
		Unbundled Sub-Loop Feeder, 2 Wire UDC (IDSL compatible)		2	UDC	USBFS	18.78	106.46	68.78	55.58	13.13		15.75				
		Unbundled Sub-Loop Feeder, 2 Wire UDC (IDSL compatible)		3	UDC	USBFS	25.47	106.46	68.78	55.58	13.13		15.75				
		Unbundled Sub-Loop Feeder, 2 Wire UDC (IDSL compatible)		4	UDC	USBFS	41.41	106.46	68.78	55.58	13.13		15.75				
		Unbundled Sub-Loop Feeder Loop, 4-Wire DS1 - Zone 1		1	USL	USBFG	55.19	101.97	64.29	63.68	17.64		15.75				
		Unbundled Sub-Loop Feeder Loop, 4-Wire DS1 - Zone 2		2	USL	USBFG	100.03	101.97	64.29	63.68	17.64		15.75				
		Unbundled Sub-Loop Feeder Loop, 4-Wire DS1 - Zone 3		3	USL	USBFG	183.66	101.97	64.29	63.68	17.64		15.75				
		Unbundled Sub-Loop Feeder Loop, 4-Wire DS1 - Zone 4		4	USL	USBFG	430.04	101.97	64.29	63.68	17.64		15.75				
		Order Coordination For Specified Conversion Time, Per LSR			USL	OCOSL		18.19									
		Unbundled Sub-Loop Feeder Loop, 2-Wire Copper Loop - Zone 1		1	UCL	USBFH	5.88	84.27	46.59	53.14	10.70		15.75				
		Unbundled Sub-Loop Feeder Loop, 2-Wire Copper Loop - Zone 2		2	UCL	USBFH	5.21	84.27	46.59	53.14	10.70		15.75				
		Unbundled Sub-Loop Feeder Loop, 2-Wire Copper Loop - Zone 3		3	UCL	USBFH	4.40	84.27	46.59	53.14	10.70		15.75				
		Unbundled Sub-Loop Feeder, 2-Wire Copper Loop - Zone 4		4	UCL	USBFH	3.63	84.27	46.59	53.14	10.70		15.75				
		Order Coordination For Specified Conversion Time, per LSR			UCL	OCOSL		18.19									
		Sub-Loop Feeder - Per 4-Wire Copper Loop - Zone 1		1	UCL	USBFJ	13.49	101.58	63.90	59.71	13.67		15.75				

UNBUNDLED NETWORK ELEMENTS - Mississippi												Attachment: 2		Exhibit: B		
CATEGORY	RATE ELEMENTS		Interi m	Zone	BCS	USOC	RATES(\$)				Svc Order Submitted Elec per LSR	Svc Order Submitted Manually per LSR	Incremental Charge - Manual Svc Order vs. Electronic- 1st	Incremental Charge - Manual Svc Order vs. Electronic- Add'l	Incremental Charge - Manual Svc Order vs. Electronic- Disc 1st	Incremental Charge - Manual Svc Order vs. Electronic- Disc Add'l
								Nonrecurring		Nonrecurring Disconnect		OSS Rates(\$)				
							Rec	First	Add'l	First	Add'l	SOMEc	SOMAN	SOMAN	SOMAN	SOMAN
		Sub-Loop Feeder - Per 4-Wire Copper Loop - Zone 2		2	UCL	USBFJ	10.96	101.58	63.90	59.71	13.67		15.75			
		Sub-Loop Feeder - Per 4-Wire Copper Loop - Zone 3		3	UCL	USBFJ	8.59	101.58	63.90	59.71	13.67		15.75			
		Sub-Loop Feeder - Per 4-Wire Copper Loop - Zone 4		4	UCL	USBFJ	8.59	101.58	63.90	59.71	13.67		15.75			
		Order Coordination For Specified Conversion Time, per LSR			UCL	OCOSL		18.19								
		Sub-Loop Feeder - Per 4-Wire 19.2 Kbps Digital Grade Loop		1	UDL	USBFN	22.89	101.97	64.29	63.68	17.64		15.75			
		Sub-Loop Feeder - Per 4-Wire 19.2 Kbps Digital Grade Loop		2	UDL	USBFN	25.11	101.97	64.29	63.68	17.64		15.75			
		Sub-Loop Feeder - Per 4-Wire 19.2 Kbps Digital Grade Loop		3	UDL	USBFN	30.84	101.97	64.29	63.68	17.64		15.75			
		Sub-Loop Feeder - Per 4-Wire 19.2 Kbps Digital Grade Loop		4	UDL	USBFN	41.05	101.97	64.29	63.68	17.64		15.75			
		Sub-Loop Feeder - Per 4-Wire 56 Kbps Digital Grade Loop - Zone 1		1	UDL	USBFO	22.89	101.97	64.29	63.68	17.64		15.75			
		Sub-Loop Feeder - Per 4-Wire 56 Kbps Digital Grade Loop - Zone 2		2	UDL	USBFO	25.11	101.97	64.29	63.68	17.64		15.75			
		Sub-Loop Feeder - Per 4-Wire 56 Kbps Digital Grade Loop - Zone 3		3	UDL	USBFO	30.84	101.97	64.29	63.68	17.64		15.75			
		Sub-Loop Feeder - Per 4-Wire 56 Kbps Digital Grade Loop - Zone 4		4	UDL	USBFO	41.05	101.97	64.29	63.68	17.64		15.75			
		Order Coordination For Specified Time Conversion, per LSR			UDL	OCOSL		18.19								
		Sub-Loop Feeder - Per 4-Wire 64 Kbps Digital Grade Loop - Zone 1		1	UDL	USBFP	22.89	101.97	64.29	63.68	17.64		15.75			
		Sub-Loop Feeder - Per 4-Wire 64 Kbps Digital Grade Loop - Zone 2		2	UDL	USBFP	25.11	101.97	64.29	63.68	17.64		15.75			
		Sub-Loop Feeder - Per 4-Wire 64 Kbps Digital Grade Loop - Zone 3		3	UDL	USBFP	30.84	101.97	64.29	63.68	17.64		15.75			
		Sub-Loop Feeder - Per 4-Wire 64 Kbps Digital Grade Loop - Zone 4		4	UDL	USBFP	41.05	101.97	64.29	63.68	17.64		15.75			
		Order Coordination For Specified Conversion Time, per LSR			UDL	OCOSL		18.19								
SUB-LOOPS																
	Sub-Loop Feeder															
UNBUNDLED LOOP CONCENTRATION																
		Unbundled Loop Concentration - System A (TR008)			ULC	UCT8A	363.67	327.30	327.30				15.75			
		Unbundled Loop Concentration - System B (TR008)			ULC	UCT8B	47.56	136.37	136.37				15.75			
		Unbundled Loop Concentration - System A (TR303)			ULC	UCT3A	397.35	327.30	327.30				15.75			
		Unbundled Loop Concentration - System B (TR303)			ULC	UCT3B	80.15	136.37	136.37				15.75			
		Unbundled Loop Concentration - DS1 Loop Interface Card			ULC	UCTCO	4.52	63.65	46.34	17.31	4.85		15.75			
		Unbundled Loop Concentration - ISDN Loop Interface (Brite Card)			UDN	ULCC1	7.17	10.60	10.54	5.56	5.53		15.75			
		Unbundled Loop Concentration - UDC Loop Interface (Brite Card)			UDC	ULCCU	7.17	10.60	10.54	5.56	5.53		15.75			
		Unbundled Loop Concentration - -2 Wire Voice-Loop Start or Ground Start Loop Interface (POTS Card)			UEA	ULCC2	1.80	10.60	10.54	5.56	5.53		15.75			
		Unbundled Loop Concentration - 2 Wire Voice - Reverse Battery Loop Interface (SPOTS Card)			UEA	ULCCR	10.66	10.60	10.54	5.56	5.53		15.75			
		Unbundled Loop Concentration - 4 Wire Voice Loop Interface (Specials Card)			UEA	ULCC4	6.36	10.60	10.54	5.56	5.53		15.75			
		Unbundled Loop Concentration - TEST CIRCUIT Card			ULC	UCTTC	31.07	10.60	10.54	5.56	5.53		15.75			
		Unbundled Loop Concentration - Digital 19.2 Kbps Data Loop Interface			UDL	ULCC7	9.42	10.60	10.54	5.56	5.53		15.75			
		Unbundled Loop Concentration - Digital 56 Kbps Data Loop Interface			UDL	ULCC5	9.42	10.60	10.54	5.56	5.53		15.75			
		Unbundled Loop Concentration - Digital 64 Kbps Data Loop Interface			UDL	ULCC6	9.42	10.60	10.54	5.56	5.53		15.75			
UNE OTHER, PROVISIONING ONLY - NO RATE																
		NID - Dispatch and Service Order for NID installation			UENTW	UNDBX										
		UNTW Circuit Id Establishment, Provisioning Only - No Rate			UENTW	UENCE										
					UEANL,UEF,UEQ,U											
		Unbundled Contract Name, Provisioning Only - No Rate			ENTW	UNECN										
UNE OTHER, PROVISIONING ONLY - NO RATE																

UNBUNDLED NETWORK ELEMENTS - Mississippi												Attachment: 2		Exhibit: B						
CATEGORY	RATE ELEMENTS					Interim	Zone	BCS	USOC	RATES(\$)					Svc Order Submitted Elec per LSR	Svc Order Submitted Manually per LSR	Incremental Charge - Manual Svc Order vs. Electronic-1st	Incremental Charge - Manual Svc Order vs. Electronic-Add'l	Incremental Charge - Manual Svc Order vs. Electronic-Disc 1st	Incremental Charge - Manual Svc Order vs. Electronic-Disc Add'l
														OSS Rates(\$)						
					</															

UNBUNDLED NETWORK ELEMENTS - Mississippi												Attachment: 2		Exhibit: B					
CATEGORY	RATE ELEMENTS					Interim	Zone	BCS	USOC	RATES(\$)				Svc Order Submitted Elec per LSR	Svc Order Submitted Manually per LSR	Incremental Charge - Manual Svc Order vs. Electronic-1st	Incremental Charge - Manual Svc Order vs. Electronic-Add'l	Incremental Charge - Manual Svc Order vs. Electronic-Disc 1st	Incremental Charge - Manual Svc Order vs. Electronic-Disc Add'l

UNBUNDLED NETWORK ELEMENTS - Mississippi													Attachment: 2		Exhibit: B	
CATEGORY		RATE ELEMENTS	Interim	Zone	BCS	USOC	RATES(\$)				Svc Order Submitted Elec per LSR	Svc Order Submitted Manually per LSR	Incremental Charge - Manual Svc Order vs. Electronic-1st	Incremental Charge - Manual Svc Order vs. Electronic-Add'l	Incremental Charge - Manual Svc Order vs. Electronic-Disc 1st	Incremental Charge - Manual Svc Order vs. Electronic-Disc Add'l
								Nonrecurring		Nonrecurring Disconnect		OSS Rates(\$)				
							Rec	First	Add'l	First	Add'l	SOME C	SOMAN	SOMAN	SOMAN	SOMAN
		NRC Dark Fiber - Local Loop			UDF	UDFL4		642.79	138.67	326.97	203.85		15.75			
8XX ACCESS		TEN DIGIT SCREENING														
		8XX Access Ten Digit Screening, Per Call			OHD		0.0006216									
		8XX Access Ten Digit Screening, Reservation Charge Per 8XX Number Reserved			OHD	N8R1X		2.60	0.44				15.75			
		8XX Access Ten Digit Screening, Per 8XX No. Established W/O POTS Translations			OHD			5.97	0.81	4.60	0.54		15.75			
		8XX Access Ten Digit Screening, Per 8XX No. Established With POTS Translations			OHD	N8FTX		5.97	0.81	4.60	0.54		15.75			
		8XX Access Ten Digit Screening, Customized Area of Service Per 8XX Number			OHD	N8FCX		2.60	1.30				15.75			
		8XX Access Ten Digit Screening, Multiple InterLATA CXR Routing Per CXR Requested Per 8XX No.			OHD	N8FMX		3.04	1.74				15.75			
		8XX Access Ten Digit Screening, Change Charge Per Request			OHD	N8FAX		3.04	0.44				15.75			
		8XX Access Ten Digit Screening, Call Handling and Destination Features			OHD	N8FDX		2.60					15.75			
		8XX Access Ten Digit Screening, w/ 8FL No. Delivery, per query			OHD		0.0006216									
		8XX Access Ten Digit Screening, w/ POTS No. Delivery, per query			OHD		0.0006216									
LINE INFORMATION DATA BASE ACCESS (LIDB)																
		LIDB Common Transport Per Query			OQT		0.0000197									
		LIDB Validation Per Query			OQU		0.0137053									
		LIDB Originating Point Code Establishment or Change			OQT, OQU	NRPBX		34.52	34.52	42.33	42.33		15.75			
SIGNALING (CCS7)																
		CCS7 Signaling Termination, Per STP Port			UDB	PT8SX	132.21									
		CCS7 Signaling Usage, Per TCAP Message			UDB		0.0000597									
		CCS7 Signaling Connection, Per link (A link)			UDB	TPP++	16.55	35.74	35.74	16.53	16.53		15.75			
		CCS7 Signaling Connection, Per link (B link) (also known as D link)			UDB	TPP++	16.55	35.74	35.74	16.53	16.53		15.75			
		CCS7 Signaling Usage, Per ISUP Message			UDB		0.0000149									
		CCS7 Signaling Usage Surrogate, per link per LATA			UDB	STU56	683.55									
		CCS7 Signaling Point Code, per Originating Point Code Establishment or Change, per STP affected			UDB	CCAPO		29.18	29.18	35.78	35.78		15.75			
E911 SERVICE																
		Local Channel - Dedicated - 2-wr Voice Grade					14.91	194.22	33.36	37.79	3.30		15.75			
		Interoffice Transport - Dedicated - 2-wr Voice Grade Per Mile					0.0098									
		Interoffice Transport - Dedicated - 2-wr Voice Grade Per Facility Termination					22.52	40.77	27.57	17.26	7.11		15.75			
		Local Channel - Dedicated - DS1 - Zone 1					36.83	178.50	154.61	22.89	15.74		15.75			
		Local Channel - Dedicated - DS1 - Zone 2					35.99	178.50	154.61	22.89	15.74		15.75			
		Local Channel - Dedicated - DS1 - Zone 3					221.63	178.50	154.61	22.89	15.74		15.75			
		Local Channel - Dedicated - DS1 - Zone 4					221.63	178.50	154.61	22.89	15.74		15.75			
		Interoffice Transport - Dedicated - DS1 Per Mile					0.2010									
		Interoffice Transport - Dedicated - DS1 Per Facility Termination					57.33	89.79	82.28	16.86	14.90		15.75			
													15.75			
CALLING NAME (CNAM) SERVICE																
		CNAM for DB Owners, Per Query			OQV		0.0010231									
		CNAM for Non DB Owners, Per Query			OQV		0.0010231									
		CNAM For DB Owners - Service Establishment			OQV			23.09	23.09	21.23	21.23		15.75			
		CNAM For Non DB Owners - Service Establishment			OQV			23.09	23.09	21.23	21.23		15.75			
		CNAM For DB Owners - Service Provisioning With Point Code Establishment			OQV			996.62	737.08	270.49	198.89		15.75			
		CNAM For Non DB Owners - Service Provisioning With Point Code Establishment			OQV			344.32	246.56	276.85	198.89		15.75			
LNP Query Service																
		LNP Charge Per query			OQV		0.0008477									
		LNP Service Establishment Manual						12.59	12.59	11.58	11.58		15.75			

UNBUNDLED NETWORK ELEMENTS - Mississippi												Attachment: 2		Exhibit: B		
CATEGORY	RATE ELEMENTS		Interi m	Zone	BCS	USOC	RATES(\$)				Svc Order Submitted Elec per LSR	Svc Order Submitted Manually per LSR	Incremental Charge - Manual Svc Order vs. Electronic- 1st	Incremental Charge - Manual Svc Order vs. Electronic- Add'l	Incremental Charge - Manual Svc Order vs. Electronic- Disc 1st	Incremental Charge - Manual Svc Order vs. Electronic- Disc Add'l
												OSS Rates(\$)				
							Rec	First	Add'l	First	Add'l	SOME C	SOMAN	SOMAN	SOMAN	SOMAN
		LNP Service Provisioning with Point Code Establishment						596.94	304.96	270.49	198.89		15.75			
OPERATOR CALL PROCESSING																
		Oper. Call Processing - Oper. Provided, Per Min. - Using BST LIDB					1.20									
		Oper. Call Processing - Oper. Provided, Per Min. - Using Foreign LIDB					1.24									
		Oper. Call Processing - Fully Automated, per Call - Using BST LIDB					0.20									
		Oper. Call Processing - Fully Automated, per Call - Using Foreign LIDB					0.20									
INWARD OPERATOR SERVICES																
		Inward Operator Services - Verification, Per Minute					1.15									
		Inward Operator Services - Verification and Emergency Interrupt - Per Minute					1.15									
BRANDING - OPERATOR CALL PROCESSING																
		Recording of Custom Branded OA Announcement				CBAOS		7,000.00	7,000.00			15.75				
		Loading of Custom Branded OA Announcement per shelf/NAV				CBAOL		500.00	500.00			15.75				
		Unbranding via OLNS for UNEP CLEC														
		Loading of OA per OCN (Regional)						1,200.00	1,200.00			15.75				
DIRECTORY ASSISTANCE SERVICES																
		DIRECTORY ASSISTANCE ACCESS SERVICE														
		Directory Assistance Access Service Calls, Charge Per Call					0.275									
		DIRECTORY ASSISTANCE CALL COMPLETION ACCESS SERVICE (DACC)														
		Directory Assistance Call Completion Access Service (DACC), Per Call Attempt					0.10									
		DIRECTORY TRANSPORT														
DIRECTORY ASSISTANCE SERVICES																
		DIRECTORY ASSISTANCE DATA BASE SERVICE (DADS)														
		Directory Assistance Data Base Service Charge Per Listing					0.04									
		Directory Assistance Data Base Service, per month				DBSOF	150.00									
BRANDING - DIRECTORY ASSISTANCE																
		Facility Based CLEC														
		Recording and Provisioning of DA Custom Branded Announcement			AMT	CBADA		6,000.00	6,000.00							
		Loading of Custom Branded Announcement per DRAM Card/Switch			AMT	CBADC		1,170.00	1,170.00							
		UNEP CLEC														
		Recording of DA Custom Branded Announcement						3,000.00	3,000.00							
		Loading of DA Custom Branded Announcement per DRAM Card/Switch per OCN						1,170.00	1,170.00							
		Unbranding via OLNS for UNEP CLEC														
		Loading of DA per OCN (1 OCN per Order)						420.00	420.00							
		Loading of DA per Switch per OCN						16.00	16.00							
SELECTIVE ROUTING																
		Selective Routing Per Unique Line Class Code Per Request Per Switch				USRCR		85.19	85.19	14.19	14.19	15.75				
VIRTUAL COLLOCATION																
		Virtual Collocation - Application Cost			AMTFS	EAF		1,212.25		0.51						
		Virtual Collocation - Cable Installation Cost, per cable			AMTFS	ESPCX		926.27		22.62						
		Virtual Collocation - Floor Space, per sq ft			AMTFS	ESPVX	5.74									
		Virtual Collocation - Power, per breaker amp			AMTFS	ESPAX	7.33									
		Virtual Collocation - Cable Support Structure, per entrance cable			AMTFS	ESPSX	15.24									
		Virtual Collocation - 2-wire Cross Connects (loop)			UEANL,UEA,UDN,UEQ,UAL,UHL,UCL,UEQ,AMTFS; UDL, UNCVX, UNCDX, UNCNX	UEAC2	0.0268	12.37	11.87	6.04	5.45	15.75				

UNBUNDLED NETWORK ELEMENTS - Mississippi											Attachment: 2		Exhibit: B				
CATEGORY	RATE ELEMENTS		Interim	Zone	BCS	USOC	RATES(\$)				Svc Order Submitted Elec per LSR	Svc Order Submitted Manually per LSR	Incremental Charge - Manual Svc Order vs. Electronic-1st	Incremental Charge - Manual Svc Order vs. Electronic-Add'l	Incremental Charge - Manual Svc Order vs. Electronic-Disc 1st	Incremental Charge - Manual Svc Order vs. Electronic-Disc Add'l	
							Rec	First	Add'l	First	Add'l	OSS Rates(\$)					
												SOME C	SOMAN	SOMAN	SOMAN	SOMAN	SOMAN
		Virtual Collocation - 4-wire Cross Connects (loop)			UEA,UHL,UCL,UDL,AMTFS,UAL,UDN,UNCVX,UNCDCX	UEAC4	0.0536	12.47	11.94	6.59	5.91		15.75				
		Virtual Collocation - 2-Fiber Cross Connects			AMTFS,UDL12,UDLO3,U1T48,U1T12,U1T03,ULDO3,ULD12,ULD48,UDF	CNC2F	2.91	21.01	15.29	7.61	6.10		15.75				
		Virtual Collocation - 4-Fiber Cross Connects			AMTFS,UDL12,UDLO3,U1T48,U1T12,U1T03,ULDO3,ULD12,ULD48,UDF	CNC4F	5.82	25.70	19.97	10.01	8.50		15.75				
		Virtual collocation - DS1 Cross Connects			USL,ULC,AMTFS,ULR,UXTD1,UNC1X,ULDD1,U1TD1,USLEL,UNLD1	CNC1X	1.14	22.16	16.02	6.60	5.97		15.75				
		Virtual collocation - DS3 Cross Connects			USL,ULC,AMTFS,U1E3,U1TD3,UXTS1,UXTD3,UNC3X,UNCSX,ULDD3,U1TS1,ULDS1,UDLSX,UNLD3	CND3X	14.49	21.01	15.29	7.61	6.10		15.75				
		Virtual Collocation - Co-Carrier Cross Connects - Fiber Cable Support Structure, per linear foot			AMTFS	VE1CB	0.0025										
		Virtual Collocation - Co-Carrier Cross Connects - Copper/Coax Cable Support Structure, per linear ft			AMTFS	VE1CD	0.0037										
		Virtual Collocation - Co-Carrier Cross Connects - Fiber Cable Support Structure, per cable			AMTFS	VE1CC		534.65									
		Virtual Collocation - Co-Carrier Cross Connects - Copper/Coax Cable Support Structure, per cable			AMTFS	VE1CE		534.65									
		Virtual collocation - Security Escort - Basic, per half hour			AMTFS	SPTBX		17.02	10.79								
		Virtual collocation - Security Escort - Overtime, per half hour			AMTFS	SPTOX		22.17	13.94								
		Virtual collocation - Security Escort - Premium, per half hour			AMTFS	SPTPX		27.32	17.08								
		Virtual collocation - Maintenance in CO - Basic, per half hour			AMTFS	CTRLX		28.09	10.79								
		Virtual collocation - Maintenance in CO - Overtime, per half hour			AMTFS	SPTOM		36.69	13.94								
		Virtual collocation - Maintenance in CO - Premium per half hour			AMTFS	SPTPM		45.28	17.08								
VIRTUAL COLLOCATION																	
		Virtual Collocation - 2-wire Cross Connect, Exchange Port 2-Wire Analog - Res			UEPSR	VE1R2	0.0268	12.37	11.87	6.04	5.45		15.75				
		Virtual Collocation - 2-Wire Cross Connect, Exchange Port 2-Wire Line Side PBX Trunk - Bus			UEPSP	VE1R2	0.0268	12.37	11.87	6.04	5.45		15.75				
		Virtual Collocation 2-Wire Cross Connect, Exchange Port 2-Wire Voice Grade PBX Trunk - Res			UEPSE	VE1R2	0.0268	12.37	11.87	6.04	5.45		15.75				
		Virtual Collocation 2-Wire Cross Connect, Exchange Port 2-Wire Analog Bus			UEPSB	VE1R2	0.0268	12.37	11.87	6.04	5.45		15.75				
		Virtual Collocation 2-Wire Cross Connect, Exchange Port 2-Wire ISDN			UEPSX	VE1R2	0.0268	12.37	11.87	6.04	5.45		15.75				
		Virtual Collocation 2-Wire Cross Connect, Exchange Port 2-Wire ISDN			UEPTX	VE1R2	0.0268	12.37	11.87	6.04	5.45		15.75				
		Virtual Collocation 4-Wire Cross Connect, Exchange Port 4-Wire ISDN DS1			UEPEX	VE1R4	0.0536	12.47	11.94	6.59	5.91		15.75				
VIRTUAL COLLOCATION																	
		Virtual Collocation-2 Wire Cross Connects (Loop) for Line Splitting			UEPSR,UEPSB	VE1LS	0.0268	12.37	11.87	6.04	5.45		15.75				

UNBUNDLED NETWORK ELEMENTS - Mississippi													Attachment: 2		Exhibit: B		
CATEGORY		RATE ELEMENTS		Interim	Zone	BCS	USOC	RATES(\$)				Svc Order Submitted Elec per LSR	Svc Order Submitted Manually per LSR	Incremental Charge - Manual Svc Order vs. Electronic-1st	Incremental Charge - Manual Svc Order vs. Electronic-Add'l	Incremental Charge - Manual Svc Order vs. Electronic-Disc 1st	Incremental Charge - Manual Svc Order vs. Electronic-Disc Add'l
													OSS Rates(\$)				
								Rec	First	Add'l	First	Add'l	SOME C	SOMAN	SOMAN	SOMAN	SOMAN
AIN SELECTIVE CARRIER ROUTING																	
		Regional Service Establishment				SRC	SRCEC		101,685.12		8,640.51			15.75			
		End Office Establishment				SRC	SRCEO		167.49	167.49	1.71	1.71		15.75			
		Query NRC, per query				SRC		0.0030502									
AIN - BELL SOUTH AIN SMS ACCESS SERVICE																	
		AIN SMS Access Service - Service Establishment, Per State, Initial Setup				A1N	CAMSE		39.67	39.67	40.92	40.92		15.75			
		AIN SMS Access Service - Port Connection - Dial/Shared Access				A1N	CAMDP		7.87	7.87	9.14	9.14		15.75			
		AIN SMS Access Service - Port Connection - ISDN Access				A1N	CAM1P		7.87	7.87	9.14	9.14		15.75			
		AIN SMS Access Service - User Identification Codes - Per User ID Code				A1N	CAMAU		35.21	35.21	27.21	27.21		15.75			
		AIN SMS Access Service - Security Card, Per User ID Code, Initial or Replacement				A1N	CAMRC		42.13	42.13	11.78	11.78		15.75			
		AIN SMS Access Service - Storage, Per Unit (100 Kilobytes)						0.0021									
		AIN SMS Access Service - Session, Per Minute						0.5649									
		AIN SMS Access Service - Company Performed Session, Per Minute						0.8393									
AIN - BELL SOUTH AIN TOOLKIT SERVICE																	
		AIN Toolkit Service - Service Establishment Charge, Per State, Initial Setup				CAM	BAPSC		39.67	39.67	40.92	40.92		15.75			
		AIN Toolkit Service - Training Session, Per Customer					BAPVX		4,226.54	4,226.54				15.75			
		AIN Toolkit Service - Trigger Access Charge, Per Trigger, Per DN, Term. Attempt					BAPTT		7.87	7.87	9.14	9.14		15.75			
		AIN Toolkit Service - Trigger Access Charge, Per Trigger, Per DN, Off-Hook Delay					BAPTD		7.87	7.87	9.14	9.14		15.75			
		AIN Toolkit Service - Trigger Access Charge, Per Trigger, Per DN, Off-Hook Immediate					BAPTM		7.87	7.87	9.14	9.14		15.75			
		AIN Toolkit Service - Trigger Access Charge, Per Trigger, Per DN, 10-Digit PODP					BAPTO		34.67	34.67	14.44	14.44		15.75			
		AIN Toolkit Service - Trigger Access Charge, Per Trigger, Per DN, CDP					BAPTC		34.67	34.67	14.44	14.44		15.75			
		AIN Toolkit Service - Trigger Access Charge, Per Trigger, Per DN, Feature Code					BAPTF		34.67	34.67	14.44	14.44		15.75			
		AIN Toolkit Service - Query Charge, Per Query						0.0535577									
		AIN Toolkit Service - Type 1 Node Charge, Per AIN Toolkit Subscription, Per Node, Per Query						0.0063509									
		AIN Toolkit Service - SCP Storage Charge, Per SMS Access Account, Per 100 Kilobytes						0.06									
		AIN Toolkit Service - Monthly report - Per AIN Toolkit Service Subscription				CAM	BAPMS	11.11	7.87	7.87	5.54	5.54		15.75			
		AIN Toolkit Service - Special Study - Per AIN Toolkit Service Subscription				CAM	BAPLS	2.71	8.71	8.71				15.75			
		AIN Toolkit Service - Call Event Report - Per AIN Toolkit Service Subscription				CAM	BAPDS	8.48	7.87	7.87	5.54	5.54		15.75			
		AIN Toolkit Service - Call Event Special Study - Per AIN Toolkit Service Subscription				CAM	BAPES	0.09	8.71	8.71				15.75			
ENHANCED EXTENDED LINK (EELs)																	
NOTE: New EELs available in GA, TN, KY, LA, MS, & SC and density zone 1 of following MSAs: Orlando, FL; Miami, FL; Ft. Lauderdale, FL;																	
NOTE: Charlotte-Gastonia-Rockhill, NC; Greensboro-Winston Salem-High Point, NC. Use all rates below except Switch As Is Charge.																	
NOTE: In all states, EEL network elements shown below also apply to currently combined facilities which are converted to UNE rates. A Switch As Is Charge applies to currently combined facilities converted to UNEs.(Non-recurring rates do not apply.)																	
NOTE: In GA, TN, KY, LA, MS & SC the EEL network elements apply to ordinarily combined network elements.(No Switch As Is Charge.)																	
2-WIRE VOICE GRADE EXTENDED LOOP WITH DEDICATED DS1 INTEROFFICE TRANSPORT (EEL)																	
		First 2-Wire VG Loop(SL2) in a DS1 Interofficed Transport Combination - Zone 1			1	UNCVX	UEAL2	13.89	105.96	68.28	52.82	10.37		15.75			
		First 2-Wire VG Grade Loop(SL2) in a DS1 Interofficed Transport Combination - Zone 2			2	UNCVX	UEAL2	18.75	105.96	68.28	52.82	10.37		15.75			
		First 2-Wire VG Grade Loop(SL2) in a DS1 Interofficed Transport Combination - Zone 3			3	UNCVX	UEAL2	27.55	105.96	68.28	52.82	10.37		15.75			

UNBUNDLED NETWORK ELEMENTS - Mississippi													Attachment: 2		Exhibit: B		
CATEGORY	RATE ELEMENTS		Interim	Zone	BCS	USOC	RATES(\$)				Svc Order Submitted Elec per LSR	Svc Order Submitted Manually per LSR	Incremental Charge - Manual Svc Order vs. Electronic-1st	Incremental Charge - Manual Svc Order vs. Electronic-Add'l	Incremental Charge - Manual Svc Order vs. Electronic-Disc 1st	Incremental Charge - Manual Svc Order vs. Electronic-Disc Add'l	
								Nonrecurring		Nonrecurring Disconnect		OSS Rates(\$)					
							Rec	First	Add'l	First	Add'l	SOMEc	SOMAN	SOMAN	SOMAN	SOMAN	SOMAN
		First 2-Wire VG Loop(SL2) in a DS1 Interofficed Transport Combination - Zone 4		4	UNCVX	UEAL2	45.72	105.96	68.28	52.82	10.37		15.75				
		Interoffice Transport - Dedicated - DS1 combination - Per Mile per month			UNC1X	1L5XX	0.1813										
		Interoffice Transport - Dedicated - DS1 combination - Facility Termination per month			UNC1X	U1TF1	51.72	89.79	82.28	16.86	14.90		15.75				
		DS1 Channelization System Per Month			UNC1X	MQ1	102.85	91.57	62.94	10.87	10.10		15.75				
		Voice Grade COCI - DS1 To DS0 Interface - Per Month			UNCVX	1D1VG	0.5737	6.62	4.74								
		Each Additional 2-Wire VG Loop(SL 2) in the same DS1 Interoffice Transport Combination - Zone 1		1	UNCVX	UEAL2	13.89	105.96	68.28	52.82	10.37		15.75				
		Each Additional 2-Wire VG Loop(SL2) in the same DS1 Interoffice Transport Combination - Zone 2		2	UNCVX	UEAL2	18.75	105.96	68.28	52.82	10.37		15.75				
		Each Additional 2-Wire VG Loop(SL2) in the same DS1 Interoffice Transport Combination - Zone 3		3	UNCVX	UEAL2	27.55	105.96	68.28	52.82	10.37		15.75				
		Each Additional 2-Wire VG Loop(SL2) in the same DS1 Interoffice Transport Combination - Zone 4		4	UNCVX	UEAL2	45.72	105.96	68.28	52.82	10.37		15.75				
		Voice Grade COCI - DS1 to DS0 Channel System combination - per month			UNCVX	1D1VG	0.5737	6.62	4.74				15.75				
		Nonrecurring Currently Combined Network Elements Switch -As-Is Charge			UNC1X	UNCCC		5.63	5.63	7.20	7.20		15.75				
4-WIRE VOICE GRADE EXTENDED LOOP WITH DEDICATED DS1 INTEROFFICE TRANSPORT (EEL)																	
		First 4-Wire Analog Voice Grade Loop in a DS1 Interoffice Transport Combination - Zone 1		1	UNCVX	UEAL4	27.47	132.27	94.59	60.68	14.64		15.75				
		First 4-Wire Analog Voice Grade Loop in a DS1 Interoffice Transport Combination - Zone 2		2	UNCVX	UEAL4	38.26	132.27	94.59	60.68	14.64		15.75				
		First 4-Wire Analog Voice Grade Loop in a DS1 Interoffice Transport Combination - Zone 3		3	UNCVX	UEAL4	50.03	132.27	94.59	60.68	14.64		15.75				
		First 4-Wire Analog Voice Grade Loop in a DS1 Interoffice Transport Combination - Zone 4		4	UNCVX	UEAL4	50.03	132.27	94.59	60.68	14.64		15.75				
		Interoffice Transport - Dedicated - DS1 combination - Per Mile Per Month			UNC1X	1L5XX	0.1813										
		Interoffice Transport - Dedicated - DS1 - Facility Termination Per Month			UNC1X	U1TF1	51.72	89.79	82.28	16.86	14.90		15.75				
		Channelization - Channel System DS1 to DS0 combination Per Month			UNC1X	MQ1	102.85	91.57	62.94	10.87	10.10		15.75				
		Voice Grade COCI - DS1 to DS0 Channel System combination - per month			UNCVX	1D1VG	0.5737	6.62	4.74				15.75				
		Additional 4-Wire Analog Voice Grade Loop in same DS1 Interoffice Transport Combination - Zone 1		1	UNCVX	UEAL4	27.47	132.27	94.59	60.68	14.64		15.75				
		Additional 4-Wire Analog Voice Grade Loop in same DS1 Interoffice Transport Combination - Zone 2		2	UNCVX	UEAL4	38.26	132.27	94.59	60.68	14.64		15.75				
		Additional 4-Wire Analog Voice Grade Loop in same DS1 Interoffice Transport Combination - Zone 3		3	UNCVX	UEAL4	50.03	132.27	94.59	60.68	14.64		15.75				
		Additional 4-Wire Analog Voice Grade Loop in same DS1 Interoffice Transport Combination - Zone 4		4	UNCVX	UEAL4	50.03	132.27	94.59	60.68	14.64		15.75				
		Voice Grade COCI - DS1 to DS0 Channel System combination - per month			UNCVX	1D1VG	0.5737	6.62	4.74				15.75				
		Nonrecurring Currently Combined Network Elements Switch -As-Is Charge			UNC1X	UNCCC		5.63	5.63	7.20	7.20		15.75				
4-WIRE 56KBPS EXTENDED DIGITAL LOOP WITH DEDICATED DS1 INTEROFFICE TRANSPORT (EEL)																	
		First 4-Wire 56Kbps Digital Grade Loop in a DS1 Interoffice Transport Combination - Zone 1		1	UNCDX	UDL56	27.44	126.53	88.85	60.68	14.64		15.75				
		First 4-wire 56Kbps Digital Grade Loop in a DS1 Interoffice Transport Combination - Zone 2		2	UNCDX	UDL56	34.55	126.53	88.85	60.68	14.64		15.75				
		First 4-Wire 56Kbps Digital Grade Loop in a DS1 Interoffice Transport Combination - Zone 3		3	UNCDX	UDL56	40.76	126.53	88.85	60.68	14.64		15.75				
		First 4-Wire 56Kbps Digital Grade Loop in a DS1 Interoffice Transport Combination - Zone 4		4	UNCDX	UDL56	32.25	126.53	88.85	60.68	14.64		15.75				

UNBUNDLED NETWORK ELEMENTS - Mississippi												Attachment: 2		Exhibit: B		
CATEGORY	RATE ELEMENTS		Interim	Zone	BCS	USOC	RATES(\$)				Svc Order Submitted Elec per LSR	Svc Order Submitted Manually per LSR	Incremental Charge - Manual Svc Order vs. Electronic-1st	Incremental Charge - Manual Svc Order vs. Electronic-Add'l	Incremental Charge - Manual Svc Order vs. Electronic-Disc 1st	Incremental Charge - Manual Svc Order vs. Electronic-Disc Add'l
								Nonrecurring		Nonrecurring Disconnect		OSS Rates(\$)				
							Rec	First	Add'l	First	Add'l	SOMEc	SOMAN	SOMAN	SOMAN	SOMAN
		Interoffice Transport - Dedicated - DS1 combination - Per Mile Per Month			UNC1X	1L5XX	0.1813						15.75			
		Interoffice Transport - Dedicated - DS1 - combination Facility Termination Per Month			UNC1X	U1TF1	51.72	89.79	82.28	16.86	14.90		15.75			
		Channelization - Channel System DS1 to DS0 combination Per Month			UNC1X	MQ1	102.85	91.57	62.94	10.87	10.10		15.75			
		OCU-DP COCI (data) - DS1 to DS0 Channel System - per month (2.4-64kbs)			UNCDX	1D1DD	1.22	6.62	4.74				15.75			
		Additional 4-Wire 56Kbps Digital Grade Loopin same DS1 Interoffice Transport Combination - Zone 1		1	UNCDX	UDL56	27.44	126.53	88.85	60.68	14.64		15.75			
		Additional 4-Wire 56Kbps Digital Grade Loopin same DS1 Interoffice Transport Combination - Zone 2		2	UNCDX	UDL56	34.55	126.53	88.85	60.68	14.64		15.75			
		Additional 4-Wire 56Kbps Digital Grade Loopin same DS1 Interoffice Transport Combination - Zone 3		3	UNCDX	UDL56	40.76	126.53	88.85	60.68	14.64		15.75			
		Additional 4-Wire 56Kbps Digital Grade Loopin same DS1 Interoffice Transport Combination - Zone 4		4	UNCDX	UDL56	32.25	126.53	88.85	60.68	14.64		15.75			
		OCU-DP COCI (data) - DS1 to DS0 Channel System - combination per month (2.4-64kbs)			UNCDX	1D1DD	1.22	6.62	4.74				15.75			
		Nonrecurring Currently Combined Network Elements Switch -As-Is Charge			UNC1X	UNCCC		5.63	5.63	7.20	7.20		15.75			
	4-WIRE 64 KBPS EXTENDED DIGITAL LOOP WITH DEDICATED DS1 INTEROFFICE TRANSPORT (EEL)															
		First 4-Wire 64Kbps Digital Grade Loop in a DS1 Interoffice Transport Combination - Zone 1		1	UNCDX	UDL64	27.44	126.53	88.85	60.68	14.64		15.75			
		First 4-Wire 64Kbps Digital Grade Loop in a DS1 Interoffice Transport Combination - Zone 2		2	UNCDX	UDL64	34.55	126.53	88.85	60.68	14.64		15.75			
		First 4-Wire 64Kbps Digital Grade Loop in a DS1 Interoffice Transport Combination - Zone 3		3	UNCDX	UDL64	40.76	126.53	88.85	60.68	14.64		15.75			
		First 4-Wire 64Kbps Digital Grade Loop in a DS1 Interoffice Transport Combination - Zone 4		4	UNCDX	UND64	32.25	126.53	88.85	60.68	14.64		15.75			
		Interoffice Transport - Dedicated - DS1 combination - Per Mile Per Month			UNC1X	1L5XX	0.1813									
		Interoffice Transport - Dedicated - DS1 combination - Facility Termination Per Month			UNC1X	U1TF1	51.72	89.79	82.28	16.86	14.90		15.75			
		Channelization - Channel System DS1 to DS0 combination Per Month			UNC1X	MQ1	102.85	91.57	62.94	10.87	10.10		15.75			
		OCU-DP COCI (data) - DS1 to DS0 Channel System combination - per month (2.4-64kbs)			UNCDX	1D1DD	1.22	6.62	4.74				15.75			
		Additional 4-Wire 64Kbps Digital Grade Loopin same DS1 Interoffice Transport Combination - Zone 1		1	UNCDX	UDL64	27.44	126.53	88.85	60.68	14.64		15.75			
		Additional 4-Wire 64Kbps Digital Grade Loopin same DS1 Interoffice Transport Combination - Zone 2		2	UNCDX	UDL64	34.55	126.53	88.85	60.68	14.64		15.75			
		Additional 4-Wire 64Kbps Digital Grade Loopin same DS1 Interoffice Transport Combination - Zone 3		3	UNCDX	UDL64	40.76	126.53	88.85	60.68	14.64		15.75			
		Additional 4-Wire 64Kbps Digital Grade Loopin same DS1 Interoffice Transport Combination - Zone 4		4	UNCDX	UDL64	32.25	126.53	88.85	60.68	14.64		15.75			
		OCU-DP COCI (data) - DS1 to DS0 Channel System combination - per month (2.4-64kbs)			UNCDX	1D1DD	1.22	6.62	4.74				15.75			
		Nonrecurring Currently Combined Network Elements Switch -As-Is Charge			UNC1X	UNCCC		5.63	5.63	7.20	7.20		15.75			
	4-WIRE DS1 DIGITAL EXTENDED LOOP WITH DEDICATED DS1 INTEROFFICE TRANSPORT (EEL)															
		4-Wire DS1 Digital Loop in Combination with DS1 Interoffice Transport - Zone 1		1	UNC1X	USLXX	79.08	253.93	158.45	46.10	12.07		15.75			
		4-Wire DS1 Digital Loop in Combination with DS1 Interoffice Transport - Zone 2		2	UNC1X	USLXX	129.38	253.93	158.45	46.10	12.07		15.75			
		4-Wire DS1 Digital Loop in Combination with DS1 Interoffice Transport - Zone 3		3	UNC1X	USLXX	206.74	253.93	158.45	46.10	12.07		15.75			
		4-Wire DS1 Digital Loop in Combination with DS1 Interoffice Transport - Zone 4		4	UNC1X	USLXX	458.46	253.93	158.45	46.10	12.07		15.75			

UNBUNDLED NETWORK ELEMENTS - Mississippi

CATEGORY		RATE ELEMENTS	Interim	Zone	BCS	USOC	RATES(\$)				Svc Order Submitted Elec per LSR	Svc Order Submitted Manually per LSR	Incremental Charge - Manual Svc Order vs. Electronic-1st	Incremental Charge - Manual Svc Order vs. Electronic-Add'l	Incremental Charge - Manual Svc Order vs. Electronic-Disc 1st	Incremental Charge - Manual Svc Order vs. Electronic-Disc Add'l
							Nonrecurring		Nonrecurring Disconnect		OSS Rates(\$)					
						Rec	First	Add'l	First	Add'l	SOMEc	SOMAN	SOMAN	SOMAN	SOMAN	SOMAN
		Interoffice Transport - Dedicated - DS1 combination - Per Mile Per Month			UNC1X	1L5XX	0.1813									
		Interoffice Transport - Dedicated - DS1 combination - Facility Termination Per Month			UNC1X	U1TF1	51.72	89.79	82.28	16.86	14.90		15.75			
		Nonrecurring Currently Combined Network Elements Switch -As-Is Charge			UNC1X	UNCCC		5.63	5.63	7.20	7.20		15.75			
4-WIRE DS1 DIGITAL EXTENDED LOOP WITH DEDICATED DS3 INTEROFFICE TRANSPORT (EEL)																
		First DS1 Loop in DS3 Interoffice Transport Combination - Zone 1		1	UNC1X	USLXX	79.08	253.93	158.45	46.10	12.07		15.75			
		First DS1 Loop in DS3 Interoffice Transport Combination - Zone 2		2	UNC1X	USLXX	129.38	253.93	158.45	46.10	12.07		15.75			
		First DS1 Loop in DS3 Interoffice Transport Combination - Zone 3		3	UNC1X	USLXX	206.74	253.93	158.45	46.10	12.07		15.75			
		First DS1 Loop in DS3 Interoffice Transport Combination - Zone 4		4	UNC1X	USLXX	458.46	253.93	158.45	46.10	12.07		15.75			
		Interoffice Transport - Dedicated - DS3 combination - Per Mile Per Month			UNC3X	1L5XX	4.29									
		Interoffice Transport - Dedicated - DS3 - Facility Termination per month			UNC3X	U1TF3	641.90	280.37	163.70	62.08	60.29		15.75			
		DS3 to DS1 Channel System combination per month			UNC3X	MQ3	107.85	179.17	94.52	34.30	32.82		15.75			
		DS3 Interface Unit (DS1 COCI) combination per month			UNC1X	UC1D1	12.96	6.62	4.74				15.75			
		Additional DS1 Loop in DS3 Interoffice Transport Combination - Zone 1		1	UNC1X	USLXX	79.08	253.93	158.45	46.10	12.07		15.75			
		Additional DS1 Loop in DS3 Interoffice Transport Combination - Zone 2		2	UNC1X	USLXX	129.38	253.93	158.45	46.10	12.07		15.75			
		Additional DS1 Loop in DS3 Interoffice Transport Combination - Zone 3		3	UNC1X	USLXX	206.74	253.93	158.45	46.10	12.07		15.75			
		Additional DS1 Loop in DS3 Interoffice Transport Combination - Zone 4		4	UNC1X	USLXX	458.46	253.93	158.45	46.10	12.07		15.75			
		DS3 Interface Unit (DS1 COCI) combination per month			UNC1X	UC1D1	12.96	6.62	4.74				15.75			
		Nonrecurring Currently Combined Network Elements Switch -As-Is Charge			UNC3X	UNCCC		5.63	5.63	7.20	7.20		15.75			
2-WIRE VOICE GRADE EXTENDED LOOP/ 2 WIRE VOICE GRADE INTEROFFICE TRANSPORT (EEL)																
		2-WireVG Loop used with 2-wire VG Interoffice Transport Combination - Zone 1		1	UNCVX	UEAL2	13.89	105.96	68.28	52.82	10.37		15.75			
		2-WireVG Loop used with 2-wire VG Interoffice Transport Combination - Zone 2		2	UNCVX	UEAL2	18.75	105.96	68.28	52.82	10.37		15.75			
		2-WireVG Loop used with 2-wire VG Interoffice Transport Combination - Zone 3		3	UNCVX	UEAL2	27.55	105.96	68.28	52.82	10.37		15.75			
		A 1.2 2-WireVG Loop used with 2-wire VG Interoffice Transport Combination - Zone 4		4	UNCVX	UEAL2	45.72	105.96	68.28	52.82	10.37		15.75			
		Interoffice Transport - Dedicated - 2-wire VG combination - Per Mile Per Month			UNCVX	1L5XX	0.00088									
		Interoffice Transport - Dedicated - 2-Wire Voice Grade combination - Facility Termination per month			UNCVX	U1TV2	20.32	40.77	27.57	17.26	7.11		15.75			
		Nonrecurring Currently Combined Network Elements Switch -As-Is Charge			UNCVX	UNCCC		5.63	5.63	7.20	7.20		15.75			
4-WIRE VOICE GRADE EXTENDED LOOP/ 4 WIRE VOICE GRADE INTEROFFICE TRANSPORT (EEL)																
		4-WireVG Loop used with 4-wire VG Interoffice Transport Combination - Zone 1		1	UNCVX	UEAL4	27.47	132.27	94.59	60.68	14.64		15.75			
		4-WireVG Loop used with 4-wire VG Interoffice Transport Combination - Zone 2		2	UNCVX	UEAL4	38.26	132.27	94.59	60.68	14.64		15.75			
		4-WireVG Loop used with 4-wire VG Interoffice Transport Combination - Zone 3		3	UNCVX	UEAL4	50.03	132.27	94.59	60.68	14.64		15.75			
		4-WireVG Loop used with 4-wire VG Interoffice Transport Combination - Zone 4		4	UNCVX	UEAL4	50.03	132.27	94.59	60.68	14.64		15.75			
		Interoffice Transport - Dedicated - 4-wire VG combination - Per Mile Per Month			UNCVX	1L5XX	0.00088									

UNBUNDLED NETWORK ELEMENTS - Mississippi												Attachment: 2		Exhibit: B		
CATEGORY	RATE ELEMENTS			Interim	Zone	BCS	USOC	RATES(\$)			Svc Order Submitted Elec per LSR	Svc Order Submitted Manually per LSR	Incremental Charge - Manual Svc Order vs. Electronic-1st	Incremental Charge - Manual Svc Order vs. Electronic-Add'l	Incremental Charge - Manual Svc Order vs. Electronic-Disc 1st	Incremental Charge - Manual Svc Order vs. Electronic-Disc Add'l
								Rec	Nonrecurring First	Nonrecurring Add'l	Nonrecurring Disconnect First	Nonrecurring Disconnect Add'l	OSS Rates(\$)			
												SOMEc	SOMAN	SOMAN	SOMAN	SOMAN
					UNCVX	U1TV4	17.86	40.77	27.57	17.26	7.11		15.75			
					UNCVX	UNCCC		5.63	5.63	7.20	7.20		15.75			
DS3 DIGITAL EXTENDED LOOP WITH DEDICATED DS3 INTEROFFICE TRANSPORT (EEL)																
					UNC3X	1L5ND	11.20									
					UNC3X	UE3PX	252.17	454.13	265.47	123.23	86.19		15.75			
					UNC3X	1L5XX	4.29									
					UNC3X	U1TF3	641.90	280.37	163.70	62.08	60.29		15.75			
					UNC3X	UNCCC		5.63	5.63	7.20	7.20		15.75			
STS1 DIGITAL EXTENDED LOOP WITH DEDICATED STS1 INTEROFFICE TRANSPORT (EEL)																
					UNCSX	1L5ND	11.20									
					UNCSX	UDLS1	264.35	454.13	265.47	123.23	86.19		15.75			
					UNCSX	1L5XX	4.29									
					UNCSX	U1TFS	644.21	280.37	163.70	62.08	60.29		15.75			
					UNCSX	UNCCC		5.63	5.63	7.20	7.20		15.75			
2-WIRE ISDN EXTENDED LOOP WITH DS1 INTEROFFICE TRANSPORT (EEL)																
				1	UNCNX	U1L2X	21.01	117.61	79.92	52.82	10.37		15.75			
				2	UNCNX	U1L2X	27.59	117.61	79.92	52.82	10.37		15.75			
				3	UNCNX	U1L2X	37.34	117.61	79.92	52.82	10.37		15.75			
				4	UNCNX	U1L2X	59.18	117.61	79.92	52.82	10.37		15.75			
					UNC1X	1L5XX	0.1813									
					UNC1X	U1TF1	51.72	89.79	82.28	16.86	14.90		15.75			
					UNC1X	MQ1	102.85	91.57	62.94	10.87	10.10		15.75			
					UNCNX	UC1CA	2.62	6.62	4.74				15.75			
				1	UNCNX	U1L2X	21.01	117.61	79.92	52.82	10.37		15.75			
				2	UNCNX	U1L2X	27.59	117.61	79.92	52.82	10.37		15.75			
				3	UNCNX	U1L2X	37.34	117.61	79.92	52.82	10.37		15.75			
				4	UNCNX	U1L2X	59.18	117.61	79.92	52.82	10.37		15.75			
					UNCNX	UC1CA	2.62	6.62	4.74				15.75			
					UNC1X	UNCCC		5.63	5.63	7.20	7.20		15.75			
4-WIRE DS1 DIGITAL EXTENDED LOOP WITH DEDICATED STS-1 INTEROFFICE TRANSPORT (EEL)																
				1	UNC1X	USLXX	79.08	253.93	158.45	46.10	12.07		15.75			
				2	UNC1X	USLXX	129.38	253.93	158.45	46.10	12.07		15.75			

UNBUNDLED NETWORK ELEMENTS - Mississippi													Attachment: 2		Exhibit: B		
CATEGORY	RATE ELEMENTS		Interim	Zone	BCS	USOC	RATES(\$)				Svc Order Submitted Elec per LSR	Svc Order Submitted Manually per LSR	Incremental Charge - Manual Svc Order vs. Electronic-1st	Incremental Charge - Manual Svc Order vs. Electronic-Add'l	Incremental Charge - Manual Svc Order vs. Electronic-Disc 1st	Incremental Charge - Manual Svc Order vs. Electronic-Disc Add'l	
								Nonrecurring		Nonrecurring Disconnect		OSS Rates(\$)					
							Rec	First	Add'l	First	Add'l	SOMEc	SOMAN	SOMAN	SOMAN	SOMAN	SOMAN
		First DS1 Loop in STS1 Interoffice Transport Combination - Zone 3		3	UNC1X	USLXX	206.74	253.93	158.45	46.10	12.07		15.75				
		First DS1 Loop in STS1 Interoffice Transport Combination - Zone 4		4	UNC1X	USLXX	458.46	253.93	158.45	46.10	12.07		15.75				
		Interoffice Transport - Dedicated - STS1 combination - Per Mile Per Month			UNCSX	1L5XX	4.29										
		Interoffice Transport - Dedicated - STS1 combination - Facility Termination			UNCSX	U1TFS	644.21	280.37	163.70	62.08	60.29		15.75				
		STS1 to DS1 Channel System combination per month			UNCSX	MQ3	107.63	179.17	94.52	34.30	32.82		15.75				
		DS3 Interface Unit (DS1 COCI) combination per month			UNC1X	UC1D1	12.96	6.62	4.74				15.75				
		Additional DS1 Loop in STS1 Interoffice Transport Combination - Zone 1		1	UNC1X	USLXX	79.08	253.93	158.45	46.10	12.07		15.75				
		Additional DS1 Loop in STS1 Interoffice Transport Combination - Zone 2		2	UNC1X	USLXX	129.38	253.93	158.45	46.10	12.07		15.75				
		Additional DS1 Loop in STS1 Interoffice Transport Combination - Zone 3		3	UNC1X	USLXX	206.74	253.93	158.45	46.10	12.07		15.75				
		Additional DS1 Loop in STS1 Interoffice Transport Combination - Zone 4		4	UNC1X	USLXX	458.46	253.93	158.45	46.10	12.07		15.75				
		DS3 Interface Unit (DS1 COCI) combination per month			UNC1X	UC1D1	12.96	6.62	4.74				15.75				
		Nonrecurring Currently Combined Network Elements Switch -As-Is Charge			UNCSX	UNCCC		5.63	5.63	7.20	7.20		15.75				
	4-WIRE 56 KBPS DIGITAL EXTENDED LOOP WITH 56 KBPS INTEROFFICE TRANSPORT (EEL)																
		4-wire 56 kbps Loop/4-wire 56 kbps Interoffice Transport Combination - Zone 1		1	UNCDX	UDL56	27.44	126.53	88.85	60.68	14.64		15.75				
		4-wire 56 kbps Loop/4-wire 56 kbps Interoffice Transport Combination - Zone 2		2	UNCDX	UDL56	34.55	126.53	88.85	60.68	14.64		15.75				
		4-wire 56 kbps Loop/4-wire 56 kbps Interoffice Transport Combination - Zone 3		3	UNCDX	UDL56	40.76	126.53	88.85	60.68	14.64		15.75				
		4-wire 56 kbps Loop/4-wire 56 kbps Interoffice Transport Combination - Zone 4		4	UNCDX	UDL56	32.25	126.53	88.85	60.68	14.64		15.75				
		Interoffice Transport - Dedicated - 4-wire 56 kbps combination - Per Mile			UNCDX	1L5XX	0.00088										
		Interoffice Transport - Dedicated - 4-wire 56 kbps combination - Facility Termination			UNCDX	U1TD5	14.14	40.78	27.57	17.26	7.11		15.75				
		Nonrecurring Currently Combined Network Elements Switch -As-Is Charge			UNCDX	UNCCC		5.63	5.63	7.20	7.20		15.75				
	4-WIRE 64 KBPS DIGITAL EXTENDED LOOP WITH 64 KBPS INTEROFFICE TRANSPORT (EEL)																
		4-wire 64 kbps Loop/4-wire 64 kbps Interoffice Transport Combination - Zone 1		1	UNCDX	UDL64	27.44	126.53	88.85	60.68	14.64		15.75				
		4-wire 64 kbps Loop/4-wire 64 kbps Interoffice Transport Combination - Zone 2		2	UNCDX	UDL64	34.55	126.53	88.85	60.68	14.64		15.75				
		4-wire 64 kbps Loop/4-wire 64 kbps Interoffice Transport Combination - Zone 3		3	UNCDX	UDL64	40.76	126.53	88.85	60.68	14.64		15.75				
		4-wire 64 kbps Loop/4-wire 64 kbps Interoffice Transport Combination - Zone 4		4	UNCDX	UDL64	32.25	126.53	88.85	60.68	14.64		15.75				
		Interoffice Transport - Dedicated - 4-wire 64 kbps combination - Per Mile			UNCDX	1L5XX	0.00088										
		Interoffice Transport - Dedicated - 4-wire 64 kbps combination - Facility Termination			UNCDX	U1TD6	14.14	40.78	27.57	17.26	7.11		15.75				
		Nonrecurring Currently Combined Network Elements Switch -As-Is Charge			UNCDX	UNCCC		5.63	5.63	7.20	7.20		15.75				
ADDITIONAL NETWORK ELEMENTS																	
	When used as a part of a currently combined facility, the non-recurring charges do not apply, but a Switch As Is charge does apply.																
	When used as ordinarily combined network elements in Georgia, the non-recurring charges apply and the Switch As Is Charge does not.																
	Nonrecurring Currently Combined Network Elements "Switch As Is" Charge (One applies to each combination)																
		Nonrecurring Currently Combined Network Elements Switch -As-Is Charge - 2 wire/4-Wire VG			UNCVX	UNCCC		5.63	5.63	7.20	7.20		15.75				
		Nonrecurring Currently Combined Network Elements Switch -As-Is Charge - 56/64 kbps			UNCDX	UNCCC		5.63	5.63	7.20	7.20		15.75				

UNBUNDLED NETWORK ELEMENTS - Mississippi												Attachment: 2		Exhibit: B		
CATEGORY	RATE ELEMENTS	Interim	Zone	BCS	USOC	RATES(\$)				Svc Order Submitted Elec per LSR	Svc Order Submitted Manually per LSR	Incremental Charge - Manual Svc Order vs. Electronic-1st	Incremental Charge - Manual Svc Order vs. Electronic-Add'l	Incremental Charge - Manual Svc Order vs. Electronic-Disc 1st	Incremental Charge - Manual Svc Order vs. Electronic-Disc Add'l	
						Rec	Nonrecurring		Nonrecurring Disconnect		OSS Rates(\$)					
							First	Add'l	First	Add'l	SOME C	SOMAN	SOMAN	SOMAN	SOMAN	SOMAN
	Nonrecurring Currently Combined Network Elements Switch -As-Is Charge - DS1			UNC1X	UNCCC		5.63	5.63	7.20	7.20		15.75				
	Nonrecurring Currently Combined Network Elements Switch -As-Is Charge - DS3			UNC3X	UNCCC		5.63	5.63	7.20	7.20		15.75				
	Nonrecurring Currently Combined Network Elements Switch -As-Is Charge - STS1			UNCSX	UNCCC		5.63	5.63	7.20	7.20		15.75				
NOTE: Local Channel - Dedicated Transport - minimum billing period - Below DS3=one month, DS3 and above=four months																
	Local Channel - Dedicated - 2-Wire Voice Grade per month			UNCXV	ULDV2	14.91	194.22	33.36	37.79	3.30		15.75				
	Local Channel - Dedicated - 4-Wire Voice Grade per month			UNCXV	ULDV4	15.99	194.66	33.80	38.27	3.78		15.75				
	Local Channel - Dedicated - DS1 per month Zone 1		1	UNC1X	ULDF1	33.83	178.50	154.61	22.89	15.74		15.75				
	Local Channel - Dedicated -DS1 Per Month Zone 2		2	UNC1X	ULDF1	35.99	178.50	154.61	22.89	15.74		15.75				
	Local Channel - Dedicated - DS1- Per Month Zone 3		3	UNC1X	ULDF1	221.63	178.50	154.61	22.89	15.74		15.75				
	Local Channel - Dedicated - DS3 - Per Mile per month			UNC3X	1L5NC	9.66										
	Local Channel - Dedicated - DS3 - Facility Termination per month			UNC3X	ULDF3	413.87	454.13	265.47	123.23	86.19		15.75				
	Local Channel - Dedicated - STS-1- Per Mile per month			UNCSX	1L5NC	9.66										
	Local Channel - Dedicated - STS-1 - Facility Termination per month			UNCSX	ULDFS	408.02	454.13	265.47	123.23	86.19		15.75				
UNBUNDLED LOCAL EXCHANGE SWITCHING(PORTS)																
	Exchange Ports															
NOTE: Although the Port Rate includes all available features in GA, KY, LA & TN, the desired features will need to be ordered using retail USOCs																
2-WIRE VOICE GRADE LINE PORT RATES (RES)																
	Exchange Ports - 2-Wire Analog Line Port- Res.			UEPSR	UEPRL	1.41	2.39	2.29	1.42	1.33		15.75				
	Exchange Ports - 2-Wire Analog Line Port with Caller ID - Res.			UEPSR	UEPRC	1.41	2.39	2.29	1.42	1.33		15.75				
	Exchange Ports - 2-Wire Analog Line Port outgoing only - Res.			UEPSR	UEPRO	1.41	2.39	2.29	1.42	1.33		15.75				
	Exchange Ports - 2-Wire VG unbundled MS extended local dialing parity Port with Caller ID - Res.			UEPSR	UEPAT	1.41	2.39	2.29	1.42	1.33		15.75				
	Exchange Ports - 2-Wire VG unbundled res, low usage line port with Caller ID (LUM)			UEPSR	UEPAP	1.41	2.39	2.29	1.42	1.33		15.75				
	Subsequent Activity			UEPSR	USASC	0.00	0.00	0.00				15.75				
FEATURES																
	All Available Vertical Features			UEPSR	UEPVF	2.56	0.00	0.00				15.75				
2-WIRE VOICE GRADE LINE PORT RATES (BUS)																
	Exchange Ports - 2-Wire Analog Line Port without Caller ID - Bus			UEPSB	UEPBL	1.41	2.39	2.29	1.42	1.33		15.75				
	Exchange Ports - 2-Wire VG unbundled Line Port with unbundled port with Caller+E484 ID - Bus.			UEPSB	UEPBC	1.41	2.39	2.29	1.42	1.33		15.75				
	Exchange Ports - 2-Wire Analog Line Port outgoing only - Bus.			UEPSB	UEPBO	1.41	2.39	2.29	1.42	1.33		15.75				
	Exchange Ports - 2-Wire VG unbundled MS extended local dialing parity Port with Caller ID - Bus.			UEPSB	UEPAY	1.41	2.39	2.29	1.42	1.33		15.75				
	Exchange Ports - 2-Wire VG unbundled incoming only port with Caller ID - Bus			UEPSB	UEPB1	1.41	2.39	2.29	1.42	1.33		15.75				
	Subsequent Activity			UEPSB	USASC	0.00	0.00	0.00				15.75				
FEATURES																
	All Available Vertical Features			UEPSB	UEPVF	2.56	0.00	0.00				15.75				
EXCHANGE PORT RATES (DID & PBX)																
	2-Wire VG Unbundled 2-Way PBX Trunk - Res			UEPSE	UEPRD	1.41	31.45	14.93	14.38	0.92		15.75				
	2-Wire VG Line Side Unbundled 2-Way PBX Trunk - Bus			UEPSP	UEPPC	1.41	31.45	14.93	14.38	0.92		15.75				
	2-Wire VG Line Side Unbundled Outward PBX Trunk - Bus			UEPSP	UEPPO	1.41	31.45	14.93	14.38	0.92		15.75				
	2-Wire VG Line Side Unbundled Incoming PBX Trunk - Bus			UEPSP	UEPP1	1.41	31.45	14.93	14.38	0.92		15.75				
	2-Wire Analog Long Distance Terminal PBX Trunk - Bus			UEPSP	UEPLD	1.41	31.45	14.93	14.38	0.92		15.75				
	2-Wire Voice Unbundled PBX LD Terminal Ports			UEPSP	UEPLD	1.41	31.45	14.93	14.38	0.92		15.75				
	2-Wire Vice Unbundled 2-Way PBX Usage Port			UEPSP	UEPXA	1.41	31.45	14.93	14.38	0.92		15.75				
	2-Wire Voice Unbundled PBX Toll Terminal Hotel Ports			UEPSP	UEPXB	1.41	31.45	14.93	14.38	0.92		15.75				
	2-Wire Voice Unbundled PBX LD DDD Terminals Port			UEPSP	UEPXC	1.41	31.45	14.93	14.38	0.92		15.75				
	2-Wire Voice Unbundled PBX LD Terminal Switchboard Port			UEPSP	UEPXD	1.41	31.45	14.93	14.38	0.92		15.75				

UNBUNDLED NETWORK ELEMENTS - Mississippi

CATEGORY		RATE ELEMENTS	Interim	Zone	BCS	USOC	RATES(\$)				Svc Order Submitted Elec per LSR	Svc Order Submitted Manually per LSR	Incremental Charge - Manual Svc Order vs. Electronic-1st	Incremental Charge - Manual Svc Order vs. Electronic-Add'l	Incremental Charge - Manual Svc Order vs. Electronic-Disc 1st	Incremental Charge - Manual Svc Order vs. Electronic-Disc Add'l
							Rec	First	Add'l	First	Add'l	SOME C	SOMAN	SOMAN	SOMAN	SOMAN
		2-Wire Voice Unbundled PBX LD Terminal Switchboard IDD Capable Port			UEPSP	UEPXE	1.41	31.45	14.93	14.38	0.92		15.75			
		2-Wire Voice Unbundled 2-Way PBX Hotel/Hospital Economy Administrative Calling Port			UEPSP	UEPXL	1.41	31.45	14.93	14.38	0.92		15.75			
		2-Wire Voice Unbundled 2-Way PBX Hotel/Hospital Economy Room Calling Port			UEPSP	UEPXM	1.41	31.45	14.93	14.38	0.92		15.75			
		2-Wire Voice Unbundled 1-Way Outgoing PBX Hotel/Hospital Discount Room Calling Port			UEPSP	UEPXO	1.41	31.45	14.93	14.38	0.92		15.75			
		2-Wire Voice Unbundled 2-Way PBX Mississippi Local Economy Calling Port			UEPSP	UEPXQ	1.41	31.45	14.93	14.38	0.92		15.75			
		2-Wire Voice Unbundled 2-Way PBX Mississippi Local Optional Calling Port			UEPSP	UEPXR	1.41	31.45	14.93	14.38	0.92		15.75			
		2-Wire Voice Unbundled 1-Way Outgoing PBX Measured Port			UEPSP	UEPXS	1.41	31.45	14.93	14.38	0.92		15.75			
		Subsequent Activity			UEPSP	USASC	0.00	0.00	0.00				15.75			
	FEATURES															
		All Available Vertical Features			UEPSP UEPSE	UEPVF	2.56	0.00	0.00				15.75			
	EXCHANGE PORT RATES (COIN)															
		Exchange Ports - Coin Port					1.41	2.39	2.29	1.42	1.33		15.75			
	NOTE: Transmission/usage charges associated with POTS circuit switched usage will also apply to circuit switched voice and/or circuit switched data transmission by B-Channels associated with 2-wire ISDN ports.															
	NOTE: Access to B Channel or D Channel Packet capabilities will be available only through BFR/New Business Request Process. Rates for the packet capabilities will be determined via the Bona Fide Request/New Business Request Process.															
UNBUNDLED LOCAL EXCHANGE SWITCHING(PORTS)																
	EXCHANGE PORT RATES (DID & PBX)															
		Exchange Ports - 2-Wire DID Port			UEPEX	UEPP2	8.25	120.00	18.85	61.77	3.88		15.75			1.97
		Exchange Ports - DDITS Port - 4-Wire DS1 Port with DID capability			UEPDD	UEPDD	58.41	203.19	96.25	74.86	2.54		15.75			1.97
		Exchange Ports - 2-Wire ISDN Port (See Notes below.)			UEPTX UEPSX	U1PMA	13.69	73.19	53.30	47.90	10.76		15.75			1.97
		All Features Offered			UEPTX UEPSX	UEPVF	2.56	0.00	0.00				15.75			1.97
	NOTE: Transmission/usage charges associated with POTS circuit switched usage will also apply to circuit switched voice and/or circuit switched data transmission by B-Channels associated with 2-wire ISDN ports.															
	NOTE: Access to B Channel or D Channel Packet capabilities will be available only through BFR/New Business Request Process. Rates for the packet capabilities will be determined via the Bona Fide Request/New Business Request Process.															
		Exchange Ports - 2-Wire ISDN Port -- Channel Profiles			UEPTX UEPSX	U1UMA	0.00	0.00	0.00							
		Exchange Ports - 4-Wire ISDN DS1 Port			UEPEX	UEPEX	84.63	205.00	102.14	81.65	20.69		15.75			1.97
UNBUNDLED LOCAL SWITCHING, PORT USAGE																
	End Office Switching (Port Usage)															
		End Office Switching Function, Per MOU					0.0010269									
		End Office Trunk Port - Shared, Per MOU					0.000161									
	Tandem Switching (Port Usage) (Local or Access Tandem)															
		Tandem Switching Function Per MOU					0.0001723									
		Tandem Trunk Port - Shared, Per MOU					0.0001828									
	Common Transport															
		Common Transport - Per Mile, Per MOU					0.0000026									
		Common Transport - Facilities Termination Per MOU					0.0004541									
UNBUNDLED PORT/LOOP COMBINATIONS - COST BASED RATES																
	Cost Based Rates are applied where BellSouth is required by FCC and/or State Commission rule to provide Unbundled Local Switching or Switch Ports.															
	Features shall apply to the Unbundled Port/Loop Combination - Cost Based Rate section in the same manner as they are applied to the Stand-Alone Unbundled Port section of this Rate Exhibit.															
	End Office and Tandem Switching Usage and Common Transport Usage rates in the Port section of this rate exhibit shall apply to all combinations of loop/port network elements except for UNE Coin Port/Loop Combinations.															
	For Georgia, Kentucky, Louisiana, Mississippi, South Carolina and Tennessee, the recurring UNE Port and Loop charges listed apply to Currently Combined and Not Currently Combined Combos. The first and additional Port nonrecurring charges apply to Not Currently Combined Combos for all states. In GA, KY, LA, MS, SC and TN these nonrecurring charges are commission ordered cost based rates and in AL, FL and NC these nonrecurring charges are Market Rates and are also listed in the Market Rate section.															
	For Currently Combined Combos in all other states, the nonrecurring charges shall be those identified in the Nonrecurring - Currently Combined sections.															
	2-WIRE VOICE GRADE LOOP WITH 2-WIRE LINE PORT (RES)															
	UNE Port/Loop Combination Rates															
		2-Wire VG Loop/Port Combo - Zone 1		1			12.22									
		2-Wire VG Loop/Port Combo - Zone 2		2			17.13									
		2-Wire VG Loop/Port Combo - Zone 3		3			26.26									
		2-Wire VG Loop/Port Combo - Zone 4		4			44.91									
	UNE Loop Rates															
		2-Wire Voice Grade Loop (SL1) - Zone 1		1	UEPRX	UEPLX	10.98									
		2-Wire Voice Grade Loop (SL1) - Zone 2		2	UEPRX	UEPLX	15.91									
		2-Wire Voice Grade Loop (SL1) - Zone 3		3	UEPRX	UEPLX	25.04									
		2-Wire Voice Grade Loop (SL1) - Zone 4		4	UEPRX	UEPLX	43.68									

UNBUNDLED NETWORK ELEMENTS - Mississippi												Attachment: 2		Exhibit: B		
CATEGORY	RATE ELEMENTS		Interim	Zone	BCS	USOC	RATES(\$)				Svc Order Submitted Elec per LSR	Svc Order Submitted Manually per LSR	Incremental Charge - Manual Svc Order vs. Electronic-1st	Incremental Charge - Manual Svc Order vs. Electronic-Add'l	Incremental Charge - Manual Svc Order vs. Electronic-Disc 1st	Incremental Charge - Manual Svc Order vs. Electronic-Disc Add'l
								Nonrecurring		Nonrecurring Disconnect		OSS Rates(\$)				
							Rec	First	Add'l	First	Add'l	SOME C	SOMAN	SOMAN	SOMAN	SOMAN
	2-Wire Voice Grade Line Port Rates (Res)															
		2-Wire voice unbundled port - residence			UEPRX	UEPRL	1.23	40.31	19.84	24.90	6.58		15.75			
		2-Wire voice unbundled port with Caller ID - res			UEPRX	UEPRC	1.23	40.31	19.84	24.90	6.58		15.75			
		2-Wire voice unbundled port outgoing only - res			UEPRX	UEPRO	1.23	40.31	19.84	24.90	6.58		15.75			
		2-Wire voice Grade unbundled Mississippi extended local dialing parity port with Caller ID - res			UEPRX	UEPAT	1.23	40.31	19.84	24.90	6.58		15.75			
		2-Wire voice unbundles res, low usage line port with Caller ID (LUM)			UEPRX	UEPAP	1.23	40.31	19.84	24.90	6.58		15.75			
	FEATURES															
		All Features Offered			UEPRX	UEPVF	2.56	0.00	0.00				15.75			
	LOCAL NUMBER PORTABILITY															
		Local Number Portability (1 per port)			UEPRX	LNPCX	0.35									
	NONRECURRING CHARGES (NRCs) - CURRENTLY COMBINED															
		2-Wire Voice Grade Loop / Line Port Combination - Conversion - Switch-as-is			UEPRX	USAC2		0.0988	0.0988				15.75			
		2-Wire Voice Grade Loop / Line Port Combination - Conversion - Switch with change			UEPRX	USACC		0.0988	0.0988				15.75			
		2-Wire Voice Grade Loop / Line Port Combination - Conversion - Subsequent Database Update						0.00	0.00				15.75			
	ADDITIONAL NRCs															
		2-Wire Voice Grade Loop/Line Port Combination - Subsequent Activity			UEPRX	USAS2	0.00	0.00	0.00				15.75			
	2-WIRE VOICE GRADE LOOP WITH 2-WIRE LINE PORT (BUS)															
	UNE Port/Loop Combination Rates															
		2-Wire VG Loop/Port Combo - Zone 1		1			12.22									
		2-Wire VG Loop/Port Combo - Zone 2		2			17.13									
		2-Wire VG Loop/Port Combo - Zone 3		3			26.26									
	UNE Loop Rates															
		2-Wire Voice Grade Loop (SL1) - Zone 1		1	UEPBX	UEPLX	10.98									
		2-Wire Voice Grade Loop (SL1) - Zone 2		2	UEPBX	UEPLX	15.91									
		2-Wire Voice Grade Loop (SL1) - Zone 3		3	UEPBX	UEPLX	25.04									
		2-Wire Voice Grade Loop (SL1) - Zone 4		4	UEPBX	UEPLX	43.68									
	2-Wire Voice Grade Line Port (Bus)															
		2-Wire voice unbundled port without Caller ID - bus			UEPBX	UEPBL	1.23	40.31	19.84	24.90	6.58		15.75			
		2-Wire voice unbundled port with Caller + E484 ID - bus			UEPBX	UEPBC	1.23	40.31	19.84	24.90	6.58		15.75			
		2-Wire voice unbundled port outgoing only - bus			UEPBX	UEPBO	1.23	40.31	19.84	24.90	6.58		15.75			
		2-Wire voice Grade unbundled Mississippi extended local dialing parity port with Caller ID - bus			UEPBX	UEPAY	1.23	40.31	19.84	24.90	6.58		15.75			
		2-Wire voice unbundled incoming only port with Caller ID - Bus			UEPBX	UEB1	1.23	40.31	19.84	24.90	6.58		15.75			
	LOCAL NUMBER PORTABILITY															
		Local Number Portability (1 per port)			UEPBX	LNPCX	0.35									
	FEATURES															
		All Features Offered			UEPBX	UEPVF	2.56	0.00	0.00				15.75			
	NONRECURRING CHARGES (NRCs) - CURRENTLY COMBINED															
		2-Wire Voice Grade Loop / Line Port Combination - Conversion - Switch-as-is			UEPBX	USAC2		0.0988	0.0988				15.75			
		2-Wire Voice Grade Loop / Line Port Combination - Conversion - Switch with change			UEPBX	USACC		0.0988	0.0988				15.75			
		2-Wire Voice Grade Loop / Line Port Combination - Conversion - Subsequent Database Update						0.00	0.00				15.75			
	ADDITIONAL NRCs															
		2-Wire Voice Grade Loop/Line Port Combination - Subsequent Activity			UEPBX	USAS2		0.00	0.00				15.75			
	2-WIRE VOICE GRADE LOOP WITH 2-WIRE LINE PORT (RES - PBX)															
	UNE Port/Loop Combination Rates															
		2-Wire VG Loop/Port Combo - Zone 1		1			12.22									
		2-Wire VG Loop/Port Combo - Zone 2		2			17.13									
		2-Wire VG Loop/Port Combo - Zone 3		3			26.26									
		2-Wire VG Loop/Port Combo - Zone 4		4			44.91									

UNBUNDLED NETWORK ELEMENTS - Mississippi												Attachment: 2		Exhibit: B		
CATEGORY	RATE ELEMENTS		Interi m	Zone	BCS	USOC	RATES(\$)				Svc Order Submitted Elec per LSR	Svc Order Submitted Manually per LSR	Incremental Charge - Manual Svc Order vs. Electronic- 1st	Incremental Charge - Manual Svc Order vs. Electronic- Add'l	Incremental Charge - Manual Svc Order vs. Electronic- Disc 1st	Incremental Charge - Manual Svc Order vs. Electronic- Disc Add'l
												OSS Rates(\$)				
							Rec	First	Add'l	First	Add'l	SOME C	SOMAN	SOMAN	SOMAN	SOMAN
		UNE Loop Rates														
		2-Wire Voice Grade Loop (SL 1) - Zone 1		1	UEPRG	UEPLX	10.98									
		2-Wire Voice Grade Loop (SL 1) - Zone 2		2	UEPRG	UEPLX	15.91									
		2-Wire Voice Grade Loop (SL 1) - Zone 3		3	UEPRG	UEPLX	25.04									
		2-Wire Voice Grade Loop (SL 1) - Zone 4		4	UEPRG	UEPLX	43.68									
		2-Wire Voice Grade Line Port Rates (RES - PBX)														
		2-Wire VG Unbundled Combination 2-Way PBX Trunk Port - Res			UEPRG	UEPRD	1.23	69.37	32.48	37.86	6.17		15.75			
		LOCAL NUMBER PORTABILITY														
		Local Number Portability (1 per port)			UEPRG	LNPCP	3.15	0.00	0.00				15.75			
		FEATURES														
		All Features Offered			UEPRG	UEPVF	2.56	0.00	0.00				15.75			
		NONRECURRING CHARGES (NRCs) - CURRENTLY COMBINED														
		2-Wire Voice Grade Loop/ Line Port Combination (PBX) - Conversion - Switch-As-Is			UEPRG	USAC2		7.96	1.91				15.75			
		2-Wire Voice Grade Loop/ Line Port Combination (PBX) - Conversion - Switch with Change			UEPRG	USACC		7.96	1.91				15.75			
		2-Wire Voice Grade Loop / Line Port Combination - Conversion - Subsequent Database Update						0.00	0.00				15.75			
		ADDITIONAL NRCs														
		2-Wire Voice Grade Loop/ Line Port Combination (PBX) - Subsequent Activity			UEPRG	USAS2	0.00	0.00	0.00				15.75			
		PBX Subsequent Activity - Change/Rearrange Multiline Hunt Group						7.36	7.36				15.75			
		2-WIRE VOICE GRADE LOOP WITH 2-WIRE LINE PORT (BUS - PBX)														
		UNE Port/Loop Combination Rates														
		2-Wire VG Loop/Port Combo - Zone 1		1			12.22									
		2-Wire VG Loop/Port Combo - Zone 2		2			17.13									
		2-Wire VG Loop/Port Combo - Zone 3		3			26.26									
		2-Wire VG Loop/Port Combo - Zone 4		4			44.91									
		UNE Loop Rates														
		2-Wire Voice Grade Loop (SL 1) - Zone 1		1	UEPPX	UEPLX	10.98									
		2-Wire Voice Grade Loop (SL 1) - Zone 2		2	UEPPX	UEPLX	15.91									
		2-Wire Voice Grade Loop (SL 1) - Zone 3		3	UEPPX	UEPLX	25.04									
		2-Wire Voice Grade Loop (SL 1) - Zone 4		4	UEPPX	UEPLX	43.68									
		2-Wire Voice Grade Line Port Rates (BUS - PBX)														
		Line Side Unbundled Combination 2-Way PBX Trunk Port - Bus			UEPPX	UEPPC	1.23	69.37	32.48	37.86	6.17		15.75			
		Line Side Unbundled Outward PBX Trunk Port - Bus			UEPPX	UEPPO	1.23	69.37	32.48	37.86	6.17		15.75			
		Line Side Unbundled Incoming PBX Trunk Port - Bus			UEPPX	UEPP1	1.23	69.37	32.48	37.86	6.17		15.75			
		2-Wire Voice Unbundled PBX LD Terminal Ports			UEPPX	UEPLD	1.23	69.37	32.48	37.86	6.17		15.75			
		2-Wire Voice Unbundled 2-Way Combination PBX Usage Port			UEPPX	UEPXA	1.23	69.37	32.48	37.86	6.17		15.75			
		2-Wire Voice Unbundled PBX Toll Terminal Hotel Ports			UEPPX	UEPXB	1.23	69.37	32.48	37.86	6.17		15.75			
		2-Wire Voice Unbundled PBX LD DDD Terminals Port			UEPPX	UEPXC	1.23	69.37	32.48	37.86	6.17		15.75			
		2-Wire Voice Unbundled PBX LD Terminal Switchboard Port			UEPPX	UEPXD	1.23	69.37	32.48	37.86	6.17		15.75			
		2-Wire Voice Unbundled PBX LD Terminal Switchboard IDD Capable Port			UEPPX	UEPXE	1.23	69.37	32.48	37.86	6.17		15.75			
		2-Wire Voice Unbundled 2-Way PBX Hotel/Hospital Economy Administrative Calling Port			UEPPX	UEPXL	1.23	69.37	32.48	37.86	6.17		15.75			
		2-Wire Voice Unbundled 2-Way PBX Hotel/Hospital Economy Room Calling Port			UEPPX	UEPXM	1.23	69.37	32.48	37.86	6.17		15.75			
		2-Wire Voice Unbundled 1-Way Outgoing PBX Hotel/Hospital Discount Room Calling Port			UEPPX	UEPXO	1.23	69.37	32.48	37.86	6.17		15.75			
		2-Wire Voice Unbundled 2-Way PBX Mississippi Local Economy Calling Port			UEPPX	UEPXQ	1.23	69.37	32.48	37.86	6.17		15.75			
		2-Wire Voice Unbundled 2-Way PBX Mississippi Local Optional Calling Port			UEPPX	UEPXR	1.23	69.37	32.48	37.86	6.17		15.75			
		2-Wire Voice Unbundled 1-Way Outgoing PBX Measured Port			UEPPX	UEPXS	1.23	69.37	32.48	37.86	6.17		15.75			
		LOCAL NUMBER PORTABILITY														

UNBUNDLED NETWORK ELEMENTS - Mississippi												Attachment: 2		Exhibit: B	
CATEGORY	RATE ELEMENTS	Interim	Zone	BCS	USOC	RATES(\$)				Svc Order Submitted Elec per LSR	Svc Order Submitted Manually per LSR	Incremental Charge - Manual Svc Order vs. Electronic-1st	Incremental Charge - Manual Svc Order vs. Electronic-Add'l	Incremental Charge - Manual Svc Order vs. Electronic-Disc 1st	Incremental Charge - Manual Svc Order vs. Electronic-Disc Add'l
						Rec	Nonrecurring		Nonrecurring Disconnect		OSS Rates(\$)				
	Local Number Portability (1 per port)			UEPPX	LNPCP	3.15	First	Add'l	First	Add'l	SOME C	SOMAN	SOMAN	SOMAN	SOMAN
	FEATURES														
	All Features Offered			UEPPX	UEPVF	2.56	0.00	0.00				15.75			
	NONRECURRING CHARGES (NRCs) - CURRENTLY COMBINED														
	2-Wire Voice Grade Loop/ Line Port Combination (PBX) - Conversion - Switch-As-Is			UEPPX	USAC2		7.96	1.91				15.75			
	2-Wire Voice Grade Loop/ Line Port Combination (PBX) - Conversion - Switch with Change			UEPPX	USACC		7.96	1.91				15.75			
	2-Wire Voice Grade Loop / Line Port Combination - Conversion - Subsequent Database Update						0.00	0.00				15.75			
	ADDITIONAL NRCs														
	2-Wire Voice Grade Loop/ Line Port Combination (PBX) - Subsequent Activity			UEPPX	USAS2	0.00	0.00	0.00				15.75			
	PBX Subsequent Activity - Change/Rearrange Multiline Hunt Group						7.36	7.36				15.75			
	2-WIRE VOICE GRADE LOOP WITH 2-WIRE ANALOG LINE COIN PORT UNE Port/Loop Combination Rates														
	2-Wire VG Coin Port/Loop Combo – Zone 1		1			12.22									
	2-Wire VG Coin Port/Loop Combo – Zone 2		2			17.13									
	2-Wire VG Coin Port/Loop Combo – Zone 3		3			26.26									
	2-Wire VG Coin Port/Loop Combo – Zone 4		4			44.91									
	UNE Loop Rates														
	2-Wire Voice Grade Loop (SL1) - Zone 1		1	UEPCO	UEPLX	10.98									
	2-Wire Voice Grade Loop (SL1) - Zone 2		2	UEPCO	UEPLX	15.91									
	2-Wire Voice Grade Loop (SL1) - Zone 3		3	UEPCO	UEPLX	25.04									
	2-Wire Voice Grade Loop (SL1) - Zone 4		4	UEPCO	UEPLX	43.68									
	2-Wire Voice Grade Line Ports (COIN)														
	2-Wire Coin 2-Way without Operator Screening and without Blocking (AL, KY, LA, MS)			UEPCO	UEPRF	1.23	40.31	19.84	24.90	6.58		15.75			
	2-Wire Coin 2-Way without Operator Screening and without Blocking; with Dialing Parity (Note 3) (MS)			UEPCO	UEPMC	1.23	40.31	19.84	24.90	6.58		15.75			
	2-Wire Coin 2-Way with Operator Screening and Blocking: 011, 900/976, 1+DDD (AL, KY, LA, MS)			UEPCO	UEPRA	1.23	40.31	19.84	24.90	6.58		15.75			
	2-Wire Coin 2-W with Operator Screening and Blocking: 011, 900/976, 1+DDD; with Dialing Parity (MS)			UEPCO	UEPMA	1.23	40.31	19.84	24.90	6.58		15.75			
	2-Wire Coin 2-Way with Operator Screening and 011 Blocking (AL, LA, MS)			UEPCO	UEPRB	1.23	40.31	19.84	24.90	6.58		15.75			
	2-Wire Coin 2-Way with Operator Screening and 011 Blocking; with Dialing Parity (MS)			UEPCO	UEPMB	1.23	40.31	19.84	24.90	6.58		15.75			
	2-Wire Coin 2-Way with Operator Screening & Blocking: 900/976, 1+DDD, 011+, & Local (AL, KY, LA, MS)			UEPCO	UEPCD	1.23	40.31	19.84	24.90	6.58		15.75			
	2-Wire Coin 2-W Operator Screening: 900 Block: 900/976, 1+DDD, 011+, Local; with Dialing Parity (MS)			UEPCO	UEPCJ	1.23	40.31	19.84	24.90	6.58		15.75			
	2-Wire Coin Outward without Blocking and without Operator Screening (KY, LA, MS)			UEPCO	UEPRN	1.23	40.31	19.84	24.90	6.58		15.75			
	2-Wire Coin Outward without Blocking and without Operator Screening; With Dialing Parity (MS)			UEPCO	UEPME	1.23	40.31	19.84	24.90	6.58		15.75			
	2-Wire Coin Outward with Operator Screening and 011 Blocking (GA, KY, MS)			UEPCO	UEPRJ	1.23	40.31	19.84	24.90	6.58		15.75			
	2-Wire Coin Outward with Operator Screening and 011 Blocking; with Dialing Parity (MS)			UEPCO	UEPMD	1.23	40.31	19.84	24.90	6.58		15.75			
	2-Wire Coin Outward with Operator Screening and Blocking: 011, 900/976, 1+DDD (AL, KY, LA, MS)			UEPCO	UEPRH	1.23	40.31	19.84	24.90	6.58		15.75			
	2-Wire Coin Outward Operator Screening & Blocking: 900/976, 1+DDD, 011+, and Local (AL, KY, LA, MS)			UEPCO	UEPCN	1.23	40.31	19.84	24.90	6.58		15.75			
	2-Wire Coin Out Operator Screen & Block: 900/976, 1+DDD, 011+, and Local; with Dialing Parity (MS)			UEPCO	UEPCS	1.23	40.31	19.84	24.90	6.58		15.75			
	2-Wire 2-Way Smartline with 900/976 (all states except LA)			UEPCO	UEPCK	1.23	40.31	19.84	24.90	6.58		15.75			

UNBUNDLED NETWORK ELEMENTS - Mississippi												Attachment: 2		Exhibit: B			
CATEGORY	RATE ELEMENTS		Interim	Zone	BCS	USOC	RATES(\$)				Svc Order Submitted Elec per LSR	Svc Order Submitted Manually per LSR	Incremental Charge - Manual Svc Order vs. Electronic-1st	Incremental Charge - Manual Svc Order vs. Electronic-Add'l	Incremental Charge - Manual Svc Order vs. Electronic-Disc 1st	Incremental Charge - Manual Svc Order vs. Electronic-Disc Add'l	
							Rec	Nonrecurring		Nonrecurring Disconnect		OSS Rates(\$)					
								First	Add'l	First	Add'l	SOMEc	SOMAN	SOMAN	SOMAN	SOMAN	SOMAN
		2-Wire Coin Outward Smartline with 900/976 (all states except LA)			UEPCO	UEPCR	1.23	40.31	19.84	24.90	6.58		15.75				
		ADDITIONAL UNE COIN PORT/LOOP (RC)															
		UNE Coin Port/Loop Combo Usage (Flat Rate)			UEPCO	URECU	4.62	0.00	0.00								
		LOCAL NUMBER PORTABILITY															
		Local Number Portability (1 per port)			UEPCO	LNPCX	0.35										
		NONRECURRING CHARGES - CURRENTLY COMBINED															
		2-Wire Voice Grade Loop / Line Port Combination - Conversion - Switch-as-is			UEPCO	USAC2		0.0988	0.0988				15.75				
		2-Wire Voice Grade Loop / Line Port Combination - Conversion - Switch with change			UEPCO	USACC		0.0988	0.0988				15.75				
		ADDITIONAL NRCs															
		2-Wire Voice Grade Loop/Line Port Combination - Subsequent Activity			UEPCO	USAS2		0.00	0.00				15.75				
		UNBUNDLED REMOTE CALL FORWARDING - RES															
		UNBUNDLED REMOTE CALL FORWARDING - Bus															
		Unbundled Remote Call Forwarding, InterState/Intra LATA-Bus			UEPVB	UEPVJ	1.41	2.39	2.29	1.42	1.33		15.75				
		UNBUNDLED PORT/LOOP COMBINATIONS - COST BASED RATES															
		2-WIRE VOICE GRADE LOOP- BUS ONLY - WITH 2-WIRE DID TRUNK PORT															
		UNE Port/Loop Combination Rates															
		2-Wire VG Loop/2-Wire DID Trunk Port Combo - UNE Zone 1		1			21.32										
		2-Wire VG Loop/2-Wire DID Trunk Port Combo - UNE Zone 2		2			26.16										
		2-Wire VG Loop/2-Wire DID Trunk Port Combo - UNE Zone 3		3			34.98										
		2-Wire VG Loop/2-Wire DID Trunk Port Combo - UNE Zone 4		4			53.15										
		UNE Loop Rates															
		2-Wire Analog Voice Grade Loop - (SL2) - UNE Zone 1		1	UEPPX	UECD1	13.89										
		2-Wire Analog Voice Grade Loop - (SL2) - UNE Zone 2		2	UEPPX	UECD1	18.75										
		2-Wire Analog Voice Grade Loop - (SL2) - UNE Zone 3		3	UEPPX	UECD1	27.55										
		2-Wire Analog Voice Grade Loop - (SL2) - UNE Zone 4		4	UEPPX	UECD1	45.72										
		UNE Port Rate															
		Exchange Ports - 2-Wire DID Port			UEPPX	UEPD1	7.43	225.96	87.13	114.59	14.25		15.75			1.97	
		NONRECURRING CHARGES - CURRENTLY COMBINED															
		2-Wire Voice Grade Loop / 2-Wire DID Trunk Port Combination - Switch-as-is			UEPPX	USAC1		7.35	1.88				15.75			1.97	
		2-Wire Voice Grade Loop / 2-Wire DID Trunk Port Conversion with BellSouth Allowable Changes			UEPPX	USA1C		7.35	1.88				15.75			1.97	
		ADDITIONAL NRCs															
		2-Wire DID Subsequent Activity - Add Trunks, Per Trunk			UEPPX	USAS1		26.94	26.94				15.75			1.97	
		Telephone Number/Trunk Group Establishment Charges															
		DID Trunk Termination (One Per Port)			UEPPX	NDT	0.00	0.00	0.00				15.75			1.97	
		Additional DID Numbers for each Group of 20 DID Numbers			UEPPX	ND4	0.00	0.00	0.00				15.75			1.97	
		DID Numbers, Non- consecutive DID Numbers , Per Number			UEPPX	ND5	0.00	0.00	0.00				15.75			1.97	
		Reserve Non-Consecutive DID numbers			UEPPX	ND6	0.00	0.00	0.00				15.75			1.97	
		Reserve DID Numbers			UEPPX	NDV	0.00	0.00	0.00				15.75			1.97	
		LOCAL NUMBER PORTABILITY															
		Local Number Portability (1 per port)			UEPPX	LNPCP	3.15	0.00	0.00								
		2-WIRE ISDN DIGITAL GRADE LOOP WITH 2-WIRE ISDN DIGITAL LINE SIDE PORT															
		UNE Port/Loop Combination Rates															
		2W ISDN Digital Grade Loop/2W ISDN Digital Line Side Port - UNE Zone 1		1	UEPPB	UEPPR	28.59										
		2W ISDN Digital Grade Loop/2W ISDN Digital Line Side Port - UNE Zone 2		2	UEPPB	UEPPR	35.00										
		2W ISDN Digital Grade Loop/2W ISDN Digital Line Side Port - UNE Zone 3		3	UEPPB	UEPPR	45.18										
		2W ISDN Digital Grade Loop/2W ISDN Digital Line Side Port - UNE Zone 4		4			67.61										
		UNE Loop Rates															
		2-Wire ISDN Digital Grade Loop - UNE Zone 1		1	UEPPB	UEPPR	USL2X	18.26					15.75			1.97	

UNBUNDLED NETWORK ELEMENTS - Mississippi													Attachment: 2		Exhibit: B			
CATEGORY	RATE ELEMENTS		Interim	Zone	BCS		USOC	RATES(\$)					Svc Order Submitted Elec per LSR	Svc Order Submitted Manually per LSR	Incremental Charge - Manual Svc Order vs. Electronic-1st	Incremental Charge - Manual Svc Order vs. Electronic-Add'l	Incremental Charge - Manual Svc Order vs. Electronic-Disc 1st	Incremental Charge - Manual Svc Order vs. Electronic-Disc Add'l
									Nonrecurring		Nonrecurring Disconnect		OSS Rates(\$)					
								Rec	First	Add'l	First	Add'l	SOME C	SOMAN	SOMAN	SOMAN	SOMAN	SOMAN
		2-Wire ISDN Digital Grade Loop - UNE Zone 2		2	UEPPB	UEPPR	USL2X	24.67						15.75			1.97	
		2-Wire ISDN Digital Grade Loop - UNE Zone 3		3	UEPPB	UEPPR	USL2X	34.85						15.75			1.97	
		2-Wire ISDN Digital Grade Loop - UNE Zone 4		4	UEPPB	UEPPR	USL2X	57.28						15.75			1.97	
	UNE Port Rate																	
		Exchange Port - 2-Wire ISDN Line Side Port			UEPPB	UEPPR	UEPPB	10.33	190.80	133.22	100.72	21.13		15.75			1.97	
	NONRECURRING CHARGES - CURRENTLY COMBINED																	
		2-Wire ISDN Digital Grade Loop / 2-Wire ISDN Line Side Port Combination - Conversion			UEPPB	UEPPR	USACB	0.00	38.73	27.17				15.75			1.97	
	ADDITIONAL NRCs																	
	LOCAL NUMBER PORTABILITY																	
		Local Number Portability (1 per port)			UEPPB	UEPPR	LNPCX	0.35	0.00	0.00								
	B-CHANNEL USER PROFILE ACCESS:																	
		CVS/CSD (DMS/5ESS)			UEPPB	UEPPR	U1UCA	0.00	0.00	0.00								
		CVS (EWSD)			UEPPB	UEPPR	U1UCB	0.00	0.00	0.00								
		CSD			UEPPB	UEPPR	U1UCC	0.00	0.00	0.00								
	B-CHANNEL AREA PLUS USER PROFILE ACCESS: (AL,KY,LA,MS SC,MS, & TN)																	
		CVS/CSD (DMS/5ESS)			UEPPB	UEPPR	U1UCD	0.00	0.00	0.00								
		CVS (EWSD)			UEPPB	UEPPR	U1UCE	0.00	0.00	0.00								
		CSD			UEPPB	UEPPR	U1UCF	0.00	0.00	0.00								
	USER TERMINAL PROFILE																	
		User Terminal Profile (EWSD only)			UEPPB	UEPPR	U1UMA	0.00	0.00	0.00								
	VERTICAL FEATURES																	
		All Vertical Features - One per Channel B User Profile			UEPPB	UEPPR	UEPVF	2.56	0.00	0.00				15.75			1.97	
	INTEROFFICE CHANNEL MILEAGE																	
		Interoffice Channel mileage each, including first mile and facilities termination			UEPPB	UEPPR	M1GNC	22.5298	40.77	27.57	17.26	7.11		15.75			1.97	
		Interoffice Channel mileage each, additional mile			UEPPB	UEPPR	M1GNM	0.0098	0.00	0.00								
	4-WIRE DS1 DIGITAL LOOP WITH 4-WIRE ISDN DS1 DIGITAL TRUNK PORT																	
	UNE Port/Loop Combination Rates																	
		4W DS1 Digital Loop/4W ISDN DS1 Digital Trunk Port - UNE Zone 1		1	UEPPP			155.43										
		4W DS1 Digital Loop/4W ISDN DS1 Digital Trunk Port - UNE Zone 2		2	UEPPP			205.74										
		4W DS1 Digital Loop/4W ISDN DS1 Digital Trunk Port - UNE Zone 3		3	UEPPP			283.10										
		4W DS1 Digital Loop/4W ISDN DS1 Digital Trunk Port - UNE Zone 4		4	UEPPP			534.81										
	UNE Loop Rates																	
		4-Wire DS1 Digital Loop - UNE Zone 1		1	UEPPP		USL4P	79.08						15.75			1.97	
		4-Wire DS1 Digital Loop - UNE Zone 2		2	UEPPP		USL4P	129.38						15.75			1.97	
		4-Wire DS1 Digital Loop - UNE Zone 3		3	UEPPP		USL4P	206.74						15.75			1.97	
		4-Wire DS1 Digital Loop - UNE Zone 4		4	UEPPP		USL4P	458.46						15.75			1.97	
	UNE Port Rate																	
		Exchange Ports - 4-Wire ISDN DS1 Port			UEPPP		UEPPP	76.35	458.93	260.59	127.75	32.76		15.75			1.97	
	NONRECURRING CHARGES - CURRENTLY COMBINED																	
		4-Wire DS1 Digital Loop / 4-Wire ISDN DS1 Digital Trunk Port Combination - Conversion - Switch-as-is			UEPPP		USACP	0.00	119.76	79.01				15.75			1.97	
	ADDITIONAL NRCs																	
		4-Wire DS1 Loop/4-W ISDN Digtl Trk Port - Subseqt Actvy-Inward/two way tel nos within Std Allowance (except NC)			UEPPP		PR7TF		0.49					15.75			1.97	
		4-Wire DS1 Loop / 4-Wire ISDN DS1 Digital Trunk Port - Outward Tel Numbers (All States except NC)			UEPPP		PR7TO		11.58	11.58				15.75			1.97	
		4-Wire DS1 Loop / 4-Wire ISDN DS1 Digital Trk Port - Subsequent Inward Tel Nos Above Std Allowance			UEPPP		PR7ZT		23.15	23.15				15.75			1.97	
	LOCAL NUMBER PORTABILITY																	
		Local Number Portability (1 per port)			UEPPP		LNPCN	1.75										
	INTERFACE (Provsioning Only)																	
		Voice/Data			UEPPP		PR71V	0.00	0.00	0.00								

UNBUNDLED NETWORK ELEMENTS - Mississippi												Attachment: 2		Exhibit: B			
CATEGORY	RATE ELEMENTS		Interim	Zone	BCS	USOC	RATES(\$)				Svc Order Submitted Elec per LSR	Svc Order Submitted Manually per LSR	Incremental Charge - Manual Svc Order vs. Electronic-1st	Incremental Charge - Manual Svc Order vs. Electronic-Add'l	Incremental Charge - Manual Svc Order vs. Electronic-Disc 1st	Incremental Charge - Manual Svc Order vs. Electronic-Disc Add'l	
								Nonrecurring		Nonrecurring Disconnect		OSS Rates(\$)					
							Rec	First	Add'l	First	Add'l	SOMEc	SOMAN	SOMAN	SOMAN	SOMAN	SOMAN
		Digital Data			UEPPP	PR71D	0.00	0.00	0.00								
		Inward Data			UEPPP	PR71E	0.00	0.00	0.00								
		New or Additional "B" Channel															
		New or Additional - Voice/Data B Channel			UEPPP	PR7BV	0.00	14.61				15.75				1.97	
		New or Additional - Digital Data B Channel			UEPPP	PR7BF	0.00	14.61				15.75				1.97	
		New or Additional Inward Data B Channel			UEPPP	PR7BD	0.00	14.61				15.75				1.97	
		CALL TYPES															
		Inward			UEPPP	PR7C1	0.00	0.00	0.00								
		Outward			UEPPP	PR7C0	0.00	0.00	0.00								
		Two-way			UEPPP	PR7CC	0.00	0.00	0.00								
		Interoffice Channel Mileage															
		Fixed Each Including First Mile			UEPPP	1LN1A	57.53	89.79	82.28	16.66	14.90	15.75				1.97	
		Each Airline-Fractional Additional Mile			UEPPP	1LN1B	0.20										
		4-WIRE DS1 DIGITAL LOOP WITH 4-WIRE DDITS TRUNK PORT															
		UNE Port/Loop Combination Rates															
		4W DS1 Digital Loop/4W DDITS Trunk Port - UNE Zone 1		1	UEPDC		131.78					15.75				1.97	
		4W DS1 Digital Loop/4W DDITS Trunk Port - UNE Zone 2		2	UEPDC		182.07					15.75				1.97	
		4W DS1 Digital Loop/4W DDITS Trunk Port - UNE Zone 3		3	UEPDC		259.44					15.75				1.97	
		4W DS1 Digital Loop/4W DDITS Trunk Port - UNE Zone 4		4	UEPDC		511.15					15.75				1.97	
		UNE Loop Rates															
		4-Wire DS1 Digital Loop - UNE Zone 1		1	UEPDC	USLDC	79.08					15.75				1.97	
		4-Wire DS1 Digital Loop - UNE Zone 2		2	UEPDC	USLDC	129.38					15.75				1.97	
		4-Wire DS1 Digital Loop - UNE Zone 3		3	UEPDC	USLDC	206.74					15.75				1.97	
		4-Wire DS1 Digital Loop - UNE Zone 4		4	UEPDC	USLDC	458.46					15.75				1.97	
		UNE Port Rate															
		4-Wire DDITS Digital Trunk Port			UEPDC	UDD1T	52.70	457.12	254.70	120.96	14.61	15.75				1.97	
		NONRECURRING CHARGES - CURRENTLY COMBINED															
		4-Wire DS1 Digital Loop / 4-Wire DDITS Trunk Port Combination - Switch-as-is			UEPDC	USAC4		130.24	67.41			15.75				1.97	
		4-Wire DS1 Digital Loop / 4-Wire DDITS Trunk Port Combination - Conversion with DS1 Changes			UEPDC	USAWA		130.24	67.41			15.75				1.97	
		4-Wire DS1 Digital Loop / 4-Wire DDITS Trunk Port Combination - Conversion with Change - Trunk			UEPDC	USAWB		130.24	67.41			15.75				1.97	
		ADDITIONAL NRCs															
		4-Wire DS1 Loop / 4-Wire DDITS Trunk Port - NRC - Subsequent Channel Activation/Chan - 2-Way Trunk			UEPDC	UDTTA		14.56	14.56			15.75				1.97	
		4-Wire DS1 Loop / 4-Wire DDITS Trunk Port - Subsequent Channel Activation/Chan - 1-Way Outward Trunk			UEPDC	UDTTB		14.56	14.56			15.75				1.97	
		4-Wire DS1 Loop / 4-Wire DDITS Trunk Port - Subsqnt Channel Activation/Chan - Inward Trunk w/out DID			UEPDC	UDTTC		14.56	14.56			15.75				1.97	
		4-Wire DS1 Loop / 4-Wire DDITS Trunk Port - Subsqnt Chan Activation Per Chan - Inward Trunk with DID			UEPDC	UDTTD		14.56	14.56			15.75				1.97	
		4-Wire DS1 Loop / 4-Wire DDITS Trunk Port - Subsqnt Chan Activation / Chan - 2-Way DID w User Trans			UEPDC	UDTTE		14.56	14.56			15.75				1.97	
		BIPOLAR 8 ZERO SUBSTITUTION															
		B&ZS - Superframe Format			UEPDC	CCOSF		0.00	600.00			15.75				1.97	
		B&ZS - Extended Superframe Format			UEPDC	CCOEF		0.00	600.00			15.75				1.97	
		Alternate Mark Inversion															
		AMI - Superframe Format			UEPDC	MCOSF		0.00	0.00								
		AMI - Extended SuperFrame Format			UEPDC	MCOPO		0.00	0.00								
		Telephone Number/Trunk Group Establishment Charges															
		Telephone Number for 2-Way Trunk Group			UEPDC	UDTGX	0.00					15.75				1.97	
		Telephone Number for 1-Way Outward Trunk Group			UEPDC	UDTGY	0.00					15.75				1.97	
		Telephone Number for 1-Way Inward Trunk Group Without DID			UEPDC	UDTGZ	0.00					15.75				1.97	
		DID Numbers for each Group of 20 DID Numbers			UEPDC	ND4	0.00					15.75				1.97	
		DID Numbers, Non- consecutive DID Numbers , Per Number			UEPDC	ND5	0.00					15.75				1.97	
		Reserve Non-Consecutive DID Nos			UEPDC	ND6	0.00	0.00	0.00			15.75				1.97	
		Reserve DID Numbers			UEPDC	NDV	0.00	0.00	0.00			15.75				1.97	
		Dedicated DS1 (Interoffice Channel Mileage) - FX/FCO for 4-Wire DS1 Digital Loop with 4-Wire DDITS Trunk Port															

UNBUNDLED NETWORK ELEMENTS - Mississippi												Attachment: 2		Exhibit: B				
CATEGORY	RATE ELEMENTS				Interim	Zone	BCS	USOC	RATES(\$)				Svc Order Submitted Elec per LSR	Svc Order Submitted Manually per LSR	Incremental Charge - Manual Svc Order vs. Electronic-1st	Incremental Charge - Manual Svc Order vs. Electronic-Add'l	Incremental Charge - Manual Svc Order vs. Electronic-Disc 1st	Incremental Charge - Manual Svc Order vs. Electronic-Disc Add'l

UNBUNDLED NETWORK ELEMENTS - Mississippi													Attachment: 2		Exhibit: B			
CATEGORY	RATE ELEMENTS					Interim	Zone	BCS	USOC	RATES(\$)		Svc Order Submitted Elec per LSR	Svc Order Submitted Manually per LSR	Incremental Charge - Manual Svc Order vs. Electronic-1st	Incremental Charge - Manual Svc Order vs. Electronic-Add'l	Incremental Charge - Manual Svc Order vs. Electronic-Disc 1st	Incremental Charge - Manual Svc Order vs. Electronic-Disc Add'l	
										Rec	First	Add'l	First	Add'l	SOME C	SOMAN	SOMAN	
		Feature Activations - Unbundled Loop Concentration																
		Feature (Service) Activation for each Line Side Port Terminated in D4 Bank							UEPPX	1PQWM	0.61	25.36	13.39	4.29	4.26		15.75	1.97
		Feature (Service) Activation for each Trunk Side Port Terminated in D4 Bank							UEPPX	1PQWU	0.61	78.03	18.39	60.66	11.85		15.75	1.97
		Telephone Number/ Group Establishment Charges for DID Service																
		DID Trunk Termination (1 per Port)							UEPPX	NDT	0.00	0.00	0.00			15.75	1.97	
		DID Numbers - groups of 20- Valid all States							UEPPX	ND4	0.00	0.00	0.00			15.75	1.97	
		Non-Consecutive DID Numbers - per number							UEPPX	ND5	0.00	0.00	0.00			15.75	1.97	
		Reserve Non-Consecutive DID Numbers							UEPPX	ND6	0.00	0.00	0.00			15.75	1.97	
		Reserve DID Numbers							UEPPX	NDV	0.00	0.00	0.00			15.75	1.97	
		Local Number Portability																
		Local Number Portability - 1 per port							UEPPX	LNPCP	3.15	0.00	0.00					
		FEATURES - Vertical and Optional																
		Local Switching Features Offered with Line Side Ports Only																
		All Features Available							UEPPX	UEPVF	2.56	0.00	0.00			15.75	1.97	
		Market Rates shall apply where BellSouth is not required to provide unbundled local switching or switch ports per FCC and/or State Commission rules.																
		These scenarios include:																
		1. Unbundled port/loop combinations that are Not Currently Combined in Alabama, Florida and North Carolina.																
		2. Unbundled port/loop combinations that are Currently Combined or Not Currently Combined in Zone 1 of the Top 8 MSAs in BellSouth's region for end users with 4 or more DS0 equivalent lines.																
		The Top 8 MSAs in BellSouth's region are: FL (Orlando, Ft. Lauderdale, Miami); GA (Atlanta); LA (New Orleans); NC (Greensboro-Winston Salem-Highpoint/Charlotte-Gastonia-Rock Hill); TN (Nashville).																
		BellSouth currently is developing the billing capability to mechanically bill the recurring and non-recurring Market Rates in this section except for nonrecurring charges for not currently combined in AL, FL and NC. In the interim where BellSouth cannot bill Market Rates, BellSouth shall bill the rates in the Cost-Based section preceding in lieu of the Market Rates and reserves the right to true-up the billing difference.																
		The Market Rate for unbundled ports includes all available features in all states.																
		End Office and Tandem Switching Usage and Common Transport Usage rates in the Port section of this rate exhibit shall apply to all combinations of loop/port network elements except for UNE Coin Port/Loop Combinations which have a flat rate usage charge (USOC: URECU).																
		For Not Currently Combined scenarios where Market Rates apply, the Nonrecurring charges are listed in the First and Additional NRC columns for each Port USOC. For Currently Combined scenarios, the Nonrecurring charges are listed in the NRC - Currently Combined section. Additional NRCs may apply also and are categorized accordingly.																
		ADDITIONAL NRCs																
		UNBUNDLED PORT/LOOP COMBINATIONS - MARKET BASED RATES																
		UNE DS1 Loop																
		Non-Recurring Charges (NRC) Associated with 4-Wire DS1 Loop with Channelization with Port - Conversion Charge Based on a System																
		A Minimum System configuration is One (1) DS1, One (1) D4 Channel Bank, and Up To 24 DSO Ports with Feature Activations.																
		Multiples of this configuration functioning as one are considered Add'l after the minimum system configuration is counted.																
		UNBUNDLED CENTREX PORT/LOOP COMBINATIONS - COST BASED RATES																
		1. Cost Based Rates are applied where BellSouth is required by FCC and/or State Commission rule to provide Unbundled Local Switching or Switch Ports.																
		2. Features shall apply to the Unbundled Port/Loop Combination - Cost Based Rate section in the same manner as they are applied to the Stand-Alone Unbundled Port section of this Rate Exhibit.																
		3. End Office and Tandem Switching Usage and Common Transport Usage rates in the Port section of this rate exhibit shall apply to all combinations of loop/port network elements except for UNE Coin Port/Loop Combinations.																
		For Georgia, Kentucky, Louisiana, Mississippi and Tennessee, the recurring UNE Port and Loop charges listed apply to Currently Combined and Not Currently Combined Combos. The the first and additional Port nonrecurring charges apply to Not Currently Combined Combos for all states. In GA, KY, LA, MS and TN these nonrecurring charges are commission ordered cost based rates and in AL, FL, NC and SC these nonrecurring charges are Market Rates and are listed in the Market Rate section. For Currently Combined Combos in all other states, the nonrecurring charges shall be those identified in the Nonrecurring - Currently Combined sections.																
		5. Market Rates for Unbundled Centrex Port/Loop Combination will be negotiated on an Individual Case Basis, until further notice.																
		UNE-P CENTREX - 1AESS - (Valid in AL,FL,GA,KY,LA,MS,&TN only)																
		2-Wire VG Loop/2-Wire Voice Grade Port (Centrex) Combo																
		UNE Port/Loop Combination Rates (Non-Design)																
		2-Wire VG Loop/2-Wire Voice Grade Port (Centrex) Port Combo - Non-Design						1	UEP91		12.22							
		2-Wire VG Loop/2-Wire Voice Grade Port (Centrex)Port Combo - Non-Design						2	UEP91		17.13							
		2-Wire VG Loop/2-Wire Voice Grade Port (Centrex)Port Combo - Non-Design						3	UEP91		26.26							
		2-Wire VG Loop/2-Wire Voice Grade Port (Centrex) Port Combo - Non-Design						4	UEP91		44.91							
		UNE Port/Loop Combination Rates (Design)																
		2-Wire VG Loop/2-Wire Voice Grade Port (Centrex) Port Combo - Design						1	UEP91		15.12							
		2-Wire VG Loop/2-Wire Voice Grade Port (Centrex)Port Combo - Design						2	UEP91		19.98							

UNBUNDLED NETWORK ELEMENTS - Mississippi												Attachment: 2		Exhibit: B		
CATEGORY	RATE ELEMENTS		Interim	Zone	BCS	USOC	RATES(\$)				Svc Order Submitted Elec per LSR	Svc Order Submitted Manually per LSR	Incremental Charge - Manual Svc Order vs. Electronic-1st	Incremental Charge - Manual Svc Order vs. Electronic-Add'l	Incremental Charge - Manual Svc Order vs. Electronic-Disc 1st	Incremental Charge - Manual Svc Order vs. Electronic-Disc Add'l
							Rec	First	Add'l	First	Add'l	SOME C	SOMAN	SOMAN	SOMAN	SOMAN
		2-Wire VG Loop/2-Wire Voice Grade Port (Centrex)Port Combo - Design		3	UEP91		28.78									
		2-Wire VG Loop/2-Wire Voice Grade Port (Centrex) Port Combo - Design		4	UEP91		46.95									
	UNE Loop Rate															
		2-Wire Voice Grade Loop (SL 1) - Zone 1		1	UEP91	UECS1	10.98									
		2-Wire Voice Grade Loop (SL 1) - Zone 2		2	UEP91	UECS1	15.91									
		2-Wire Voice Grade Loop (SL 1) - Zone 3		3	UEP91	UECS1	25.04									
		2-Wire Voice Grade Loop (SL 1) - Zone 4		4	UEP91	UECS1	43.68									
		2-Wire Voice Grade Loop (SL 2) - Zone 1		1	UEP91	UECS2	13.89									
		2-Wire Voice Grade Loop (SL 2) - Zone 2		2	UEP91	UECS2	18.75									
		2-Wire Voice Grade Loop (SL 2) - Zone 3		3	UEP91	UECS2	27.55									
		2-Wire Voice Grade Loop (SL 2) - Zone 4		4	UEP91	UECS2	45.72									
	UNE Ports															
	All States (Except North Carolina and Sout Carolina)															
		2-Wire Voice Grade Port (Centrex) Basic Local Area			UEP91	UEPYA	1.23	40.31	19.84	24.90	6.58		15.75			
		2-Wire Voice Grade Port (Centrex 800 termination)Basic Local Area			UEP91	UEPYB	1.23	40.31	19.84	24.90	6.58		15.75			
		2-Wire Voice Grade Port (Centrex with Caller ID)1Basic Local Area			UEP91	UEPYH	1.23	40.31	19.84	24.90	6.58		15.75			
		2-Wire Voice Grade Port (Centrex from diff Serving Wire Center)2 Basic Local Area			UEP91	UEPYM	1.23	108.35	70.57	54.24	11.70		15.75			
		2-Wire Voice Grade Port, Diff Serving Wire Center - 800 Service Term - Basic Local Area			UEP91	UEPYZ	1.23	108.35	70.57	54.24	11.70		15.75			
		2-Wire Voice Grade Port terminated in on Megalink or equivalent - Basic Local Area			UEP91	UEPY9	1.23	40.31	19.84	24.90	6.58		15.75			
		2-Wire Voice Grade Port Terminated on 800 Service Term - Basic Local Area			UEP91	UEPY2	1.23	40.31	19.84	24.90	6.58		15.75			
	AL, KY, LA, MS, & TN Only															
		2-Wire Voice Grade Port (Centrex)			UEP91	UEPQA	1.23	40.31	19.84	24.90	6.58		15.75			
		2-Wire Voice Grade Port (Centrex 800 termination)			UEP91	UEPQB	1.23	40.31	19.84	24.90	6.58		15.75			
		2-Wire Voice Grade Port (Centrex with Caller ID)1			UEP91	UEPQH	1.23	40.31	19.84	24.90	6.58		15.75			
		2-Wire Voice Grade Port (Centrex from diff Serving Wire Center)2			UEP91	UEPQM	1.23	108.35	70.57	54.24	11.70		15.75			
		2-Wire Voice Grade Port, Diff Serving Wire Center - 800 Service Term			UEP91	UEPQZ	1.23	108.35	70.57	54.24	11.70		15.75			
		2-Wire Voice Grade Port terminated in on Megalink or equivalent			UEP91	UEPQ9	1.23	40.31	19.84	24.90	6.58		15.75			
		2-Wire Voice Grade Port Terminated on 800 Service Term			UEP91	UEPQ2	1.23	40.31	19.84	24.90	6.58		15.75			
	Local Switching															
		Centrex Intercom Funtionality, per port			UEP91	URECS	0.7947									
	Local Number Portability															
		Local Number Portability (1 per port)			UEP91	LNPCC	0.35									
	Features															
		All Standard Features Offered, per port			UEP91	UEPVF	2.56						15.75			
		All Select Features Offered, per port			UEP91	UEPVS	0.00	404.98					15.75			
		All Centrex Control Features Offered, per port			UEP91	UEPVC	2.56						15.75			
	NARS															
		Unbundled Network Access Register - Combination			UEP91	UARCX	0.00	0.00	0.00							
		Unbundled Network Access Register - Indial			UEP91	UAR1X	0.00	0.00	0.00							
		Unbundled Network Access Register - Outdial			UEP91	UARO X	0.00	0.00	0.00							
	Miscellaneous Terminations															
	2-Wire Trunk Side															
		Trunk Side Terminations, each			UEP91	CENA6	8.25	120.00	18.85	61.77	3.88		15.75			
	Interoffice Channel Mileage - 2-Wire															
		Interoffice Channel Facilities Termination - Voice Grade			UEP91	MIGBC	22.52	40.77	27.57	17.26	7.11		15.75			
		Interoffice Channel mileage, per mile or fraction of mile			UEP91	MIGBM	0.0098									
	Feature Activations (DS0) Centrex Loops on Channelized DS1 Service															
	D4 Channel Bank Feature Activations															

UNBUNDLED NETWORK ELEMENTS - Mississippi

										Attachment: 2		Exhibit: B			
CATEGORY	RATE ELEMENTS	Interim	Zone	BCS	USOC	RATES(\$)				Svc Order Submitted Elec per LSR	Svc Order Submitted Manually per LSR	Incremental Charge - Manual Svc Order vs. Electronic-1st	Incremental Charge - Manual Svc Order vs. Electronic-Add'l	Incremental Charge - Manual Svc Order vs. Electronic-Disc 1st	Incremental Charge - Manual Svc Order vs. Electronic-Disc Add'l
						Rec	Nonrecurring		Nonrecurring Disconnect		OSS Rates(\$)				
							First	Add'l	First	Add'l	SOME C	SOMAN	SOMAN	SOMAN	SOMAN
	Feature Activation on D-4 Channel Bank Centrex Loop Slot			UEP91	1PQWS	0.57									
	Feature Activation on D-4 Channel Bank FX line Side Loop Slot			UEP91	1PQW6	0.57									
	Feature Activation on D-4 Channel Bank FX Trunk Side Loop Slot			UEP91	1PQW7	0.57									
	Feature Activation on D-4 Channel Bank Centrex Loop Slot - Different Wire Center			UEP91	1PQWP	0.57									
	Feature Activation on D-4 Channel Bank Private Line Loop Slot			UEP91	1PQWV	0.57									
	Feature Activation on D-4 Channel Bank Tjle Line/Trunk Loop Slot			UEP91	1PQWQ	0.57									
	Feature Activation on D-4 Channel Bank WATS Loop Slot			UEP91	1PQWA	0.57									
	Non-Recurring Charges (NRC) Associated with UNE-P Centrex														
	Conversion - Currently Combined Switch-As-Is with allowed changes_per port			UEP91	USAC2		0.10	0.10				15.75			
	Conversion of Existing Centrex Common Block			UEP91	USACN		37.97	16.68				15.75			
	New Centrex Standard Common Block			UEP91	M1ACS	0.00	666.32					15.75			
	New Centrex Customized Common Block			UEP91	M1ACC	0.00	666.32					15.75			
	Secondary Block, per Block			UEP91	M2CC1	0.00	77.91					15.75			
	NAR Establishment Charge_Per Occasion			UEP91	URECA	0.00	72.63					15.75			
	UNE-P CENTREX - 5ESS (Valid In All States)														
	2-Wire VG Loop/2-Wire Voice Grade Port (Centrex) Combo														
	UNE Port/Loop Combination Rates (Non-Design)														
	2-Wire VG Loop/2-Wire Voice Grade Port (Centrex) Port Combo - Non-Design		1	UEP95		12.22									
	2-Wire VG Loop/2-Wire Voice Grade Port (Centrex)Port Combo - Non-Design		2	UEP95		17.13									
	2-Wire VG Loop/2-Wire Voice Grade Port (Centrex)Port Combo - Non-Design		3	UEP95		26.26									
	2-Wire VG Loop/2-Wire Voice Grade Port (Centrex) Port Combo - Non-Design		4	UEP95		44.91									
	UNE Port/Loop Combination Rates (Design)														
	2-Wire VG Loop/2-Wire Voice Grade Port (Centrex) Port Combo - Design		1	UEP95		15.12									
	2-Wire VG Loop/2-Wire Voice Grade Port (Centrex)Port Combo - Design		2	UEP95		19.98									
	2-Wire VG Loop/2-Wire Voice Grade Port (Centrex)Port Combo - Design		3	UEP95		28.78									
	2-Wire VG Loop/2-Wire Voice Grade Port (Centrex) Port Combo - Design		4	UEP95		46.95									
	UNE Loop Rate														
	2-Wire Voice Grade Loop (SL 1) - Zone 1		1	UEP95	UECS1	10.98									
	2-Wire Voice Grade Loop (SL 1) - Zone 2		2	UEP95	UECS1	15.91									
	2-Wire Voice Grade Loop (SL 1) - Zone 3		3	UEP95	UECS1	25.04									
	2-Wire Voice Grade Loop (SL 1) - Zone 4		4	UEP95	UECS1	43.68									
	2-Wire Voice Grade Loop (SL 2) - Zone 1		1	UEP95	UECS2	13.89									
	2-Wire Voice Grade Loop (SL 2) - Zone 2		2	UEP95	UECS2	18.75									
	2-Wire Voice Grade Loop (SL 2) - Zone 3		3	UEP95	UECS2	27.55									
	2-Wire Voice Grade Loop (SL 2) - Zone 4		4	UEP95	UECS2	45.72									
	UNE Port Rate														
	All States														
	2-Wire Voice Grade Port (Centrex) Basic Local Area			UEP95	UEPYA	1.23	40.31	19.84	24.90	6.58		15.75			
	2-Wire Voice Grade Port (Centrex 800 termination)			UEP95	UEPYB	1.23	40.31	19.84	24.90	6.58		15.75			
	2-Wire Voice Grade Port (Centrex with Caller ID)1 Basic Local Area			UEP95	UEPYH	1.23	40.31	19.84	24.90	6.58		15.75			
	2-Wire Voice Grade Port (Centrex from diff Serving Wire Center)2 Basic Local Area			UEP95	UEPYM	1.23	108.35	70.57	54.24	11.70		15.75			
	2-Wire Voice Grade Port, Diff Serving Wire Center - 800 Service Term - Basic Local Area			UEP95	UEPYZ	1.23	108.35	70.57	54.24	11.70		15.75			

UNBUNDLED NETWORK ELEMENTS - Mississippi												Attachment: 2		Exhibit: B		
CATEGORY		RATE ELEMENTS	Interim	Zone	BCS	USOC	RATES(\$)				Svc Order Submitted Elec per LSR	Svc Order Submitted Manually per LSR	Incremental Charge - Manual Svc Order vs. Electronic-1st	Incremental Charge - Manual Svc Order vs. Electronic-Add'l	Incremental Charge - Manual Svc Order vs. Electronic-Disc 1st	Incremental Charge - Manual Svc Order vs. Electronic-Disc Add'l
								Nonrecurring		Nonrecurring Disconnect		OSS Rates(\$)				
							Rec	First	Add'l	First	Add'l	SOME C	SOMAN	SOMAN	SOMAN	SOMAN
		2-Wire Voice Grade Port terminated in on Megalink or equivalent - Basic Local Area			UEP95	UEPY9	1.23	40.31	19.84	24.90	6.58		15.75			
		2-Wire Voice Grade Port Terminated on 800 Service Term - Basic Local Area			UEP95	UEPY2	1.23	40.31	19.84	24.90	6.58		15.75			
	AL, KY	LA, MS, SC, & TN Only														
		2-Wire Voice Grade Port (Centrex)			UEP95	UEPQA	1.23	40.31	19.84	24.90	6.58		15.75			
		2-Wire Voice Grade Port (Centrex 800 termination)			UEP95	UEPQB	1.23	40.31	19.84	24.90	6.58		15.75			
		2-Wire Voice Grade Port (Centrex with Caller ID)1			UEP95	UEPQH	1.23	40.31	19.84	24.90	6.58		15.75			
		2-Wire Voice Grade Port (Centrex from diff Serving Wire Center)2			UEP95	UEPQM	1.23	108.35	70.57	54.24	11.70		15.75			
		2-Wire Voice Grade Port, Diff Serving Wire Center - 800 Service Term			UEP95	UEPQZ	1.23	108.35	70.57	54.24	11.70		15.75			
		2-Wire Voice Grade Port terminated in on Megalink or equivalent			UEP95	UEPQ9	1.23	40.31	19.84	24.90	6.58		15.75			
		2-Wire Voice Grade Port Terminated on 800 Service Term			UEP95	UEPQ2	1.23	40.31	19.84	24.90	6.58		15.75			
		FL & GA Only											15.75			
		Local Switching														
		Centrex Intercom Functionality, per port			UEP95	URECS	0.7947									
		Local Number Portability														
		Local Number Portability (1 per port)			UEP95	LNPPC	0.35									
		Features														
		All Standard Features Offered, per port			UEP95	UEPVF	2.56						15.75			
		All Select Features Offered, per port			UEP95	UEPVS	0.00	404.98					15.75			
		All Centrex Control Features Offered, per port			UEP95	UEPVC	2.56						15.75			
		NARS														
		Unbundled Network Access Register - Combination			UEP95	UARCX	0.00	0.00	0.00				15.75			
		Unbundled Network Access Register - Indial			UEP95	UAR1X	0.00	0.00	0.00				15.75			
		Unbundled Network Access Register - Outdial			UEP95	UAROX	0.00	0.00	0.00				15.75			
		Miscellaneous Terminations														
		2-Wire Trunk Side														
		Trunk Side Terminations, each			UEP95	CEND6	8.25	120.00	18.85	61.77	3.88		15.75			
		4-Wire Digital (1.544 Megabits)														
		DS1 Circuit Terminations, each			UEP95	M1HD1	58.41	203.19	96.25	74.86	2.54		15.75			
		DS0 Channels Activated, each			UEP95	M1HDO	0.00	14.56								
		Interoffice Channel Mileage - 2-Wire														
		Interoffice Channel Facilities Termination			UEP95	MIGBC	22.52	40.77	27.57	17.26	7.11		15.75			
		Interoffice Channel mileage, per mile or fraction of mile			UEP95	MIGBM	0.0098									
		Feature Activations (DS0) Centrex Loops on Channelized DS1 Service														
		D4 Channel Bank Feature Activations														
		Feature Activation on D-4 Channel Bank Centrex Loop Slot			UEP95	1PQWS	0.57									
		Feature Activation on D-4 Channel Bank FX line Side Loop Slot			UEP95	1PQW6	0.57									
		Feature Activation on D-4 Channel Bank FX Trunk Side Loop Slot			UEP95	1PQW7	0.57									
		Feature Activation on D-4 Channel Bank Centrex Loop Slot - Different Wire Center			UEP95	1PQWP	0.57									
		Feature Activation on D-4 Channel Bank Private Line Loop Slot			UEP95	1PQWV	0.57									
		Feature Activation on D-4 Channel Bank Tjlie Line/Trunk Loop Slot			UEP95	1PQWQ	0.57									
		Feature Activation on D-4 Channel Bank WATS Loop Slot			UEP95	1PQWA	0.57									
		Non-Recurring Charges (NRC) Associated with UNE-P Centrex														
		NRC Conversion Currently Combined Switch-As-Is with allowed changes, per port			UEP95	USAC2		0.10	0.10				15.75			
		Conversion of Existing Centrex Common Block, each			UEP95	USACN		37.97	16.68				15.75			
		New Centrex Standard Common Block			UEP95	M1ACS	0.00	666.32					15.75			
		New Centrex Customized Common Block			UEP95	M1ACC	0.00	666.32					15.75			
		NAR Establishment Charge, Per Occasion			UEP95	URECA	0.00	72.63					15.75			
		UNE-P CENTREX - DMS100 (Valid in All States)														

UNBUNDLED NETWORK ELEMENTS - Mississippi

CATEGORY		RATE ELEMENTS	Interi m	Zone	BCS	USOC	RATES(\$)				Svc Order Submitted Elec per LSR	Svc Order Submitted Manually per LSR	Incremental Charge - Manual Svc Order vs. Electronic- 1st	Incremental Charge - Manual Svc Order vs. Electronic- Add'l	Incremental Charge - Manual Svc Order vs. Electronic- Disc 1st	Incremental Charge - Manual Svc Order vs. Electronic- Disc Add'l
								Nonrecurring		Nonrecurring Disconnect		OSS Rates(\$)				
							Rec	First	Add'l	First	Add'l	SOME C	SOMAN	SOMAN	SOMAN	SOMAN
		2-Wire VG Loop/2-Wire Voice Grade Port (Centrex) Combo														
		UNE Port/Loop Combination Rates (Non-Design)														
		2-Wire VG Loop/2-Wire Voice Grade Port (Centrex) Port Combo - Non-Design		1	UEP9D		12.22									
		2-Wire VG Loop/2-Wire Voice Grade Port (Centrex)Port Combo - Non-Design		2	UEP9D		17.13									
		2-Wire VG Loop/2-Wire Voice Grade Port (Centrex)Port Combo - Non-Design		3	UEP9D		26.26									
		2-Wire VG Loop/2-Wire Voice Grade Port (Centrex) Port Combo - Non-Design		4	UEP9D		44.91									
		UNE Port/Loop Combination Rates (Design)														
		2-Wire VG Loop/2-Wire Voice Grade Port (Centrex) Port Combo - Design		1	UEP9D		15.12									
		2-Wire VG Loop/2-Wire Voice Grade Port (Centrex)Port Combo - Design		2	UEP9D		19.98									
		2-Wire VG Loop/2-Wire Voice Grade Port (Centrex)Port Combo - Design		3	UEP9D		28.78									
		2-Wire VG Loop/2-Wire Voice Grade Port (Centrex) Port Combo - Design		4	UEP9D		46.95									
		UNE Loop Rate														
		2-Wire Voice Grade Loop (SL 1) - Zone 1		1	UEP9D	UECS1	10.98									
		2-Wire Voice Grade Loop (SL 1) - Zone 2		2	UEP9D	UECS1	15.91									
		2-Wire Voice Grade Loop (SL 1) - Zone 3		3	UEP9D	UECS1	25.04									
		2-Wire Voice Grade Loop (SL 1) - Zone 4		4	UEP9D	UECS1	43.68									
		2-Wire Voice Grade Loop (SL 2) - Zone 1		1	UEP9D	UECS2	13.89									
		2-Wire Voice Grade Loop (SL 2) - Zone 2		2	UEP9D	UECS2	18.75									
		2-Wire Voice Grade Loop (SL 2) - Zone 3		3	UEP9D	UECS2	27.55									
		2-Wire Voice Grade Loop (SL21) - Zone 4		4	UEP9D	UECS2	45.72									
		UNE Port Rate														
		ALL STATES														
		2-Wire Voice Grade Port (Centrex) Basic Local Area			UEP9D	UEPYA	1.23	40.31	19.84	24.90	6.58	15.75				
		2-Wire Voice Grade Port (Centrex 800 termination)Basic Local Area			UEP9D	UEPYB	1.23	40.31	19.84	24.90	6.58	15.75				
		2-Wire Voice Grade Port (Centrex / EBS-PSET)3Basic Local Area			UEP9D	UEPYC	1.23	40.31	19.84	24.90	6.58	15.75				
		2-Wire Voice Grade Port (Centrex / EBS-M5009)3Basic Local Area			UEP9D	UEPYD	1.23	40.31	19.84	24.90	6.58	15.75				
		2-Wire Voice Grade Port (Centrex / EBS-M5209))3 Basic Local Area			UEP9D	UEPYE	1.23	40.31	19.84	24.90	6.58	15.75				
		2-Wire Voice Grade Port (Centrex / EBS-M5112))3 Basic Local Area			UEP9D	UEPYF	1.23	40.31	19.84	24.90	6.58	15.75				
		2-Wire Voice Grade Port (Centrex / EBS-M5312))3Basic Local Area			UEP9D	UEPYG	1.23	40.31	19.84	24.90	6.58	15.75				
		2-Wire Voice Grade Port (Centrex / EBS-M5008))3 Basic Local Area			UEP9D	UEPYT	1.23	40.31	19.84	24.90	6.58	15.75				
		2-Wire Voice Grade Port (Centrex / EBS-M5208))3 Basic Local Area			UEP9D	UEPYU	1.23	40.31	19.84	24.90	6.58	15.75				
		2-Wire Voice Grade Port (Centrex / EBS-M5216))3 Basic Local Area			UEP9D	UEPYV	1.23	40.31	19.84	24.90	6.58	15.75				
		2-Wire Voice Grade Port (Centrex / EBS-M5316))3 Basic Local Area			UEP9D	UEPY3	1.23	40.31	19.84	24.90	6.58	15.75				
		2-Wire Voice Grade Port (Centrex with Caller ID) Basic Local Area			UEP9D	UEPYH	1.23	40.31	19.84	24.90	6.58	15.75				
		2-Wire Voice Grade Port (Centrex/Caller ID/Msg Wtg Lamp Indication))3 Basic Local Area			UEP9D	UEPYW	1.23	40.31	19.84	24.90	6.58	15.75				
		2-Wire Voice Grade Port (Centrex/Msg Wtg Lamp Indication))3 Basic Local Area			UEP9D	UEPYJ	1.23	40.31	19.84	24.90	6.58	15.75				
		2-Wire Voice Grade Port (Centrex from diff Serving Wire Center) 2 Basic Local Area			UEP9D	UEPYM	1.23	108.35	70.57	54.24	11.70	15.75				

UNBUNDLED NETWORK ELEMENTS - Mississippi												Attachment: 2		Exhibit: B		
CATEGORY	RATE ELEMENTS		Interim	Zone	BCS	USOC	RATES(\$)				Svc Order Submitted Elec per LSR	Svc Order Submitted Manually per LSR	Incremental Charge - Manual Svc Order vs. Electronic-1st	Incremental Charge - Manual Svc Order vs. Electronic-Add'l	Incremental Charge - Manual Svc Order vs. Electronic-Disc 1st	Incremental Charge - Manual Svc Order vs. Electronic-Disc Add'l
							Rec	Nonrecurring		Nonrecurring Disconnect		OSS Rates(\$)				
								First	Add'l	First	Add'l	SOMEc	SOMAN	SOMAN	SOMAN	SOMAN
		2-Wire Voice Grade Port (Centrex/differ SWC /EBS-PSET)2, 3 Basic Local Area			UEP9D	UEPYO	1.23	108.35	70.57	54.24	11.70		15.75			
		2-Wire Voice Grade Port (Centrex/differ SWC /EBS-M5009)2, 3 Basic Local Area			UEP9D	UEPYP	1.23	108.35	70.57	54.24	11.70		15.75			
		2-Wire Voice Grade Port (Centrex/differ SWC /EBS-5209)2, 3 Basic Local Area			UEP9D	UEPYQ	1.23	108.35	70.57	54.24	11.70		15.75			
		2-Wire Voice Grade Port (Centrex/differ SWC /EBS-M5112)2, 3 Basic Local Area			UEP9D	UEPYR	1.23	108.35	70.57	54.24	11.70		15.75			
		2-Wire Voice Grade Port (Centrex/differ SWC /EBS-M5312)2, 3 Basic Local Area			UEP9D	UEPYS	1.23	108.35	70.57	54.24	11.70		15.75			
		2-Wire Voice Grade Port (Centrex/differ SWC /EBS-M5008)2, 3 Basic Local Area			UEP9D	UEPY4	1.23	108.35	70.57	54.24	11.70		15.75			
		2-Wire Voice Grade Port (Centrex/differ SWC /EBS-M5208)2, 3 Basic Local Area			UEP9D	UEPY5	1.23	108.35	70.57	54.24	11.70		15.75			
		2-Wire Voice Grade Port (Centrex/differ SWC /EBS-M5216)2, 3 Basic Local Area			UEP9D	UEPY6	1.23	108.35	70.57	54.24	11.70		15.75			
		2-Wire Voice Grade Port (Centrex/differ SWC /EBS-M5316)2, 3 Basic Local Area			UEP9D	UEPY7	1.23	108.35	70.57	54.24	11.70		15.75			
		2-Wire Voice Grade Port, Diff Serving Wire Center - 800 Service Term			UEP9D	UEPYZ	1.23	108.35	70.57	54.24	11.70		15.75			
		2-Wire Voice Grade Port terminated in on Megalink or equivalent Basic Local Area			UEP9D	UEPY9	1.23	40.31	19.84	24.90	6.58		15.75			
		2-Wire Voice Grade Port Terminated on 800 Service Term Basic Local Area			UEP9D	UEPY2	1.23	40.31	19.84	24.90	6.58		15.75			
	AL, KY, LA, MS, SC, & TN Only															
		2-Wire Voice Grade Port (Centrex)			UEP9D	UEPQA	1.23	40.31	19.84	24.90	6.58		15.75			
		2-Wire Voice Grade Port (Centrex 800 termination)			UEP9D	UEPQB	1.23	40.31	19.84	24.90	6.58		15.75			
		2-Wire Voice Grade Port (Centrex / EBS-PSET)3			UEP9D	UEPQC	1.23	40.31	19.84	24.90	6.58		15.75			
		2-Wire Voice Grade Port (Centrex / EBS-M5009)3			UEP9D	UEPQD	1.23	40.31	19.84	24.90	6.58		15.75			
		2-Wire Voice Grade Port (Centrex / EBS-M5209)3			UEP9D	UEPQE	1.23	40.31	19.84	24.90	6.58		15.75			
		2-Wire Voice Grade Port (Centrex / EBS-M5112)3			UEP9D	UEPQF	1.23	40.31	19.84	24.90	6.58		15.75			
		2-Wire Voice Grade Port (Centrex / EBS-M5312)3			UEP9D	UEPQG	1.23	40.31	19.84	24.90	6.58		15.75			
		2-Wire Voice Grade Port (Centrex / EBS-M5008)3			UEP9D	UEPQT	1.23	40.31	19.84	24.90	6.58		15.75			
		2-Wire Voice Grade Port (Centrex / EBS-M5208)3			UEP9D	UEPQU	1.23	40.31	19.84	24.90	6.58		15.75			
		2-Wire Voice Grade Port (Centrex / EBS-M5216)3			UEP9D	UEPQV	1.23	40.31	19.84	24.90	6.58		15.75			
		2-Wire Voice Grade Port (Centrex / EBS-M5316)3			UEP9D	UEPQ3	1.23	40.31	19.84	24.90	6.58		15.75			
		2-Wire Voice Grade Port (Centrex with Caller ID)			UEP9D	UEPQH	1.23	40.31	19.84	24.90	6.58		15.75			
		2-Wire Voice Grade Port (Centrex/Caller ID/Msg Wtg Lamp Indication)3			UEP9D	UEPQW	1.23	40.31	19.84	24.90	6.58		15.75			
		2-Wire Voice Grade Port (Centrex/Msg Wtg Lamp Indication)3			UEP9D	UEPQJ	1.23	40.31	19.84	24.90	6.58		15.75			
		2-Wire Voice Grade Port (Centrex from diff Serving Wire Center) 2			UEP9D	UEPQM	1.23	108.35	70.57	54.24	11.70		15.75			
		2-Wire Voice Grade Port (Centrex/differ SWC /EBS-PSET)2, 3			UEP9D	UEPQO	1.23	108.35	70.57	54.24	11.70		15.75			
		2-Wire Voice Grade Port (Centrex/differ SWC /EBS-M5009)2, 3			UEP9D	UEPQP	1.23	108.35	70.57	54.24	11.70		15.75			
		2-Wire Voice Grade Port (Centrex/differ SWC /EBS-5209)2, 3			UEP9D	UEPQQ	1.23	108.35	70.57	54.24	11.70		15.75			
		2-Wire Voice Grade Port (Centrex/differ SWC /EBS-M5112)2, 3			UEP9D	UEPQR	1.23	108.35	70.57	54.24	11.70		15.75			
		2-Wire Voice Grade Port (Centrex/differ SWC /EBS-M5312)2, 3			UEP9D	UEPQS	1.23	108.35	70.57	54.24	11.70		15.75			
		2-Wire Voice Grade Port (Centrex/differ SWC /EBS-M5008)2, 3			UEP9D	UEPQ4	1.23	108.35	70.57	54.24	11.70		15.75			
		2-Wire Voice Grade Port (Centrex/differ SWC /EBS-M5208)2, 3			UEP9D	UEPQ5	1.23	108.35	70.57	54.24	11.70		15.75			
		2-Wire Voice Grade Port (Centrex/differ SWC /EBS-M5216)2, 3			UEP9D	UEPQ6	1.23	108.35	70.57	54.24	11.70		15.75			
		2-Wire Voice Grade Port (Centrex/differ SWC /EBS-M5316)2, 3			UEP9D	UEPQ7	1.23	108.35	70.57	54.24	11.70		15.75			

UNBUNDLED NETWORK ELEMENTS - Mississippi												Attachment: 2		Exhibit: B		
CATEGORY	RATE ELEMENTS		Interim	Zone	BCS	USOC	RATES(\$)				Svc Order Submitted Elec per LSR	Svc Order Submitted Manually per LSR	Incremental Charge - Manual Svc Order vs. Electronic-1st	Incremental Charge - Manual Svc Order vs. Electronic-Add'l	Incremental Charge - Manual Svc Order vs. Electronic-Disc 1st	Incremental Charge - Manual Svc Order vs. Electronic-Disc Add'l
							Rec	Nonrecurring		Nonrecurring Disconnect		OSS Rates(\$)				
								First	Add'l	First	Add'l	SOME C	SOMAN	SOMAN	SOMAN	SOMAN
		2-Wire Voice Grade Port, Diff Serving Wire Center - 800 Service Term			UEP9D	UEPQZ	1.23	108.35	70.57	54.24	11.70		15.75			
		2-Wire Voice Grade Port terminated in on Megalink or equivalent			UEP9D	UEPQ9	1.23	40.31	19.84	24.90	6.58		15.75			
		2-Wire Voice Grade Port Terminated on 800 Service Term			UEP9D	UEPQ2	1.23	40.31	19.84	24.90	6.58		15.75			
	Local Switching															
		Centrex Intercom Functionality, per port			UEP9D	URECS	0.7947									
	Local Number Portability															
		Local Number Portability (1 per port)			UEP9D	LNPCC	0.35									
	Features															
		All Standard Features Offered, per port			UEP9D	UEPVF	2.56						15.75			
		All Select Features Offered, per port			UEP9D	UEPVS	0.00	404.98					15.75			
		All Centrex Control Features Offered, per port			UEP9D	UEPVC	2.56						15.75			
	NARS															
		Unbundled Network Access Register - Combination			UEP9D	UARCX	0.00	0.00	0.00				15.75			
		Unbundled Network Access Register - Inward			UEP9D	UAR1X	0.00	0.00	0.00				15.75			
		Unbundled Network Access Register - Outdial			UEP9D	UARO X	0.00	0.00	0.00				15.75			
	Miscellaneous Terminations															
	2-Wire Trunk Side															
		Trunk Side Terminations, each			UEP9D	CEND6	8.25	120.00	18.85	61.77	3.88		15.75			
	4-Wire Digital (1.544 Megabits)															
		DS1 Circuit Terminations, each			UEP9D	M1HD1	58.41	203.19	96.25	74.86	2.54		15.75			
		DS0 Channels Activated per Channel			UEP9D	M1HDO	0.00	14.56								
	Interoffice Channel Mileage - 2-Wire															
		Interoffice Channel Facilities Termination			UEP9D	MIGBC	22.52	40.77	27.57	17.26	7.11		15.75			
		Interoffice Channel mileage, per mile or fraction of mile			UEP9D	MIGBM	0.0098									
	Feature Activations (DS0) Centrex Loops on Channelized DS1 Service															
	D4 Channel Bank Feature Activations															
		Feature Activation on D-4 Channel Bank Centrex Loop Slot			UEP9D	1PQWS	0.57									
		Feature Activation on D-4 Channel Bank FX line Side Loop Slot			UEP9D	1PQW6	0.57									
		Feature Activation on D-4 Channel Bank FX Trunk Side Loop Slot			UEP9D	1PQW7	0.57									
		Feature Activation on D-4 Channel Bank Centrex Loop Slot - Different Wire Center			UEP9D	1PQWP	0.57									
		Feature Activation on D-4 Channel Bank Private Line Loop Slot			UEP9D	1PQWV	0.57									
		Feature Activation on D-4 Channel Bank Tjlie Line/Trunk Loop Slot			UEP9D	1PQWQ	0.57									
		Feature Activation on D-4 Channel Bank WATS Loop Slot			UEP9D	1PQWA	0.57									
	Non-Recurring Charges (NRC) Associated with UNE-P Centrex															
		NRC Conversion Currently Combined Switch-As-Is with allowed changes, per port			UEP9D	USAC2		0.10	0.10				15.75			
		Conversion of existing Centrex Common Block, each			UEP9D	USACN		37.97	16.68				15.75			
		New Centrex Standard Common Block			UEP9D	M1ACS	0.00	666.32					15.75			
		New Centrex Customized Common Block			UEP9D	M1ACC	0.00	666.32					15.75			
		NAR Establishment Charge, Per Occasion			UEP9D	URECA	0.00	72.63					15.75			
	UNE-P CENTREX - EWSD (Valid in AL, FL, KY, LA, MS & TN)															
	2-Wire VG Loop/2-Wire Voice Grade Port (Centrex) Combo															
	UNE Port/Loop Combination Rates (Non-Design)															
		2-Wire VG Loop/2-Wire Voice Grade Port (Centrex) Port Combo - Non-Design		1	UEP9E		12.22									
		2-Wire VG Loop/2-Wire Voice Grade Port (Centrex)Port Combo - Non-Design		2	UEP9E		17.13									
		2-Wire VG Loop/2-Wire Voice Grade Port (Centrex)Port Combo - Non-Design		3	UEP9E		26.26									
		2-Wire VG Loop/2-Wire Voice Grade Port (Centrex) Port Combo - Non-Design		4	UEP9E		44.91									
	UNE Port/Loop Combination Rates (Design)															

UNBUNDLED NETWORK ELEMENTS - Mississippi												Attachment: 2		Exhibit: B		
CATEGORY	RATE ELEMENTS		Interi m	Zone	BCS	USOC	RATES(\$)				Svc Order Submitted Elec per LSR	Svc Order Submitted Manually per LSR	Incremental Charge - Manual Svc Order vs. Electronic- 1st	Incremental Charge - Manual Svc Order vs. Electronic- Add'l	Incremental Charge - Manual Svc Order vs. Electronic- Disc 1st	Incremental Charge - Manual Svc Order vs. Electronic- Disc Add'l
								Nonrecurring		Nonrecurring Disconnect		OSS Rates(\$)				
							Rec	First	Add'l	First	Add'l	SOME C	SOMAN	SOMAN	SOMAN	SOMAN
		2-Wire VG Loop/2-Wire Voice Grade Port (Centrex) Port Combo - Design		1	UEP9E		15.12									
		2-Wire VG Loop/2-Wire Voice Grade Port (Centrex)Port Combo - Design		2	UEP9E		19.98									
		2-Wire VG Loop/2-Wire Voice Grade Port (Centrex)Port Combo - Design		3	UEP9E		28.78									
		2-Wire VG Loop/2-Wire Voice Grade Port (Centrex) Port Combo - Design		4	UEP9E		46.95									
	UNE Loop Rate															
		2-Wire Voice Grade Loop (SL 1) - Zone 1		1	UEP9E	UECS1	10.98									
		2-Wire Voice Grade Loop (SL 1) - Zone 2		2	UEP9E	UECS1	15.91									
		2-Wire Voice Grade Loop (SL 1) - Zone 3		3	UEP9E	UECS1	25.04									
		2-Wire Voice Grade Loop (SL 1) - Zone 4		4	UEP9E	UECS1	43.68									
		2-Wire Voice Grade Loop (SL 2) - Zone 1		1	UEP9E	UECS2	13.89									
		2-Wire Voice Grade Loop (SL 2) - Zone 2		2	UEP9E	UECS2	18.75									
		2-Wire Voice Grade Loop (SL 2) - Zone 3		3	UEP9E	UECS2	27.55									
		2-Wire Voice Grade Loop (SL21) - Zone 4		4	UEP9E	UECS2	45.72									
	UNE Port Rate															
	AL, FL, KY, LA, MS, & TN only															
		2-Wire Voice Grade Port (Centrex) Basic Local Area			UEP9E	UEPYA	1.23	40.31	19.84	24.90	6.58	15.75				
		2-Wire Voice Grade Port (Centrex 800 termination)Basic Local Area			UEP9E	UEPYB	1.23	40.31	19.84	24.90	6.58	15.75				
		2-Wire Voice Grade Port (Centrex with Caller ID)1Basic Local Area			UEP9E	UEPYH	1.23	40.31	19.84	24.90	6.58	15.75				
		2-Wire Voice Grade Port (Centrex from diff Serving Wire Center)2 Basic Local Area			UEP9E	UEPYM	1.23	108.35	70.57	54.24	11.70	15.75				
		2-Wire Voice Grade Port, Diff Serving Wire Center - 800 Service Term - Basic Local Area			UEP9E	UEPYZ	1.23	108.35	70.57	54.24	11.70	15.75				
		2-Wire Voice Grade Port terminated in on Megalink or equivalent - Basic Local Area			UEP9E	UEPY9	1.23	40.31	19.84	24.90	6.58	15.75				
		2-Wire Voice Grade Port Terminated on 800 Service Term - Basic Local Area			UEP9E	UEPY2	1.23	40.31	19.84	24.90	6.58	15.75				
	AL, KY, LA, MS, & TN Only															
		2-Wire Voice Grade Port (Centrex)			UEP9E	UEPQA	1.23	40.31	19.84	24.90	6.58	15.75				
		2-Wire Voice Grade Port (Centrex 800 termination)			UEP9E	UEPQB	1.23	40.31	19.84	24.90	6.58	15.75				
		2-Wire Voice Grade Port (Centrex with Caller ID)1			UEP9E	UEPQH	1.23	40.31	19.84	24.90	6.58	15.75				
		2-Wire Voice Grade Port (Centrex from diff Serving Wire Center)2			UEP9E	UEPQM	1.23	108.35	70.57	54.24	11.70	15.75				
		2-Wire Voice Grade Port, Diff Serving Wire Center - 800 Service Term			UEP9E	UEPQZ	1.23	108.35	70.57	54.24	11.70	15.75				
		2-Wire Voice Grade Port terminated in on Megalink or equivalent			UEP9E	UEPQ9	1.23	40.31	19.84	24.90	6.58	15.75				
		2-Wire Voice Grade Port Terminated on 800 Service Term			UEP9E	UEPQ2	1.23	40.31	19.84	24.90	6.58	15.75				
	Local Switching															
		Centrex Intercom Funtionality, per port			UEP9E	URECS	0.7947									
	Local Number Portability															
		Local Number Portability (1 per port)			UEP9E	LNPCC	0.35									
	Features															
		All Standard Features Offered, per port			UEP9E	UEPVF	2.56					15.75				
		All Select Features Offered, per port			UEP9E	UEPVS	0.00	404.98				15.75				
		All Centrex Control Features Offered, per port			UEP9E	UEPVC	2.56					15.75				
	NARS															
		Unbundled Network Access Register - Combination			UEP9E	UARCX	0.00	0.00	0.00			15.75				
		Unbundled Network Access Register - Indial			UEP9E	UAR1X	0.00	0.00	0.00			15.75				
		Unbundled Network Access Register - Outdial			UEP9E	UARO X	0.00	0.00	0.00			15.75				
	Miscellaneous Terminations															
	2-Wire Trunk Side															
		Trunk Side Terminations, each			UEP9E	CEND6	8.25	120.00	18.85	61.77	3.88	15.75				
	4-Wire Digital (1.544 Megabits)															

UNBUNDLED NETWORK ELEMENTS - Mississippi												Attachment: 2		Exhibit: B		
CATEGORY	RATE ELEMENTS	Interim	Zone	BCS	USOC	RATES(\$)					Svc Order Submitted Elec per LSR	Svc Order Submitted Manually per LSR	Incremental Charge - Manual Svc Order vs. Electronic-1st	Incremental Charge - Manual Svc Order vs. Electronic-Add'l	Incremental Charge - Manual Svc Order vs. Electronic-Disc 1st	Incremental Charge - Manual Svc Order vs. Electronic-Disc Add'l
							Nonrecurring		Nonrecurring Disconnect		OSS Rates(\$)					
						Rec	First	Add'l	First	Add'l	SOMEc	SOMAN	SOMAN	SOMAN	SOMAN	SOMAN
	DS1 Circuit Terminations, each			UEP9E	M1HD1	58.41	203.19	96.25	74.86	2.54		15.75				
	DS0 Channel Activated Per Channel			UEP9E	M1HDO	0.00	14.56					15.75				
	Interoffice Channel Mileage - 2-Wire															
	Interoffice Channel Facilities Termination			UEP9E	MIGBC	22.52	40.77	27.57	17.26	7.11		15.75				
	Interoffice Channel mileage, per mile or fraction of mile			UEP9E	MIGBM	0.0098										
	Feature Activations (DS0) Centrex Loops on Channelized DS1 Service															
	D4 Channel Bank Feature Activations															
	Feature Activation on D-4 Channel Bank Centrex Loop Slot			UEP9E	1PQWS	0.57						15.75				
	Feature Activation on D-4 Channel Bank FX line Side Loop Slot			UEP9E	1PQW6	0.57						15.75				
	Feature Activation on D-4 Channel Bank FX Trunk Side Loop Slot			UEP9E	1PQW7	0.57						15.75				
	Feature Activation on D-4 Channel Bank Centrex Loop Slot - Different Wire Center			UEP9E	1PQWP	0.57						15.75				
	Feature Activation on D-4 Channel Bank Private Line Loop Slot			UEP9E	1PQWV	0.57						15.75				
	Feature Activation on D-4 Channel Bank Tjle Line/Trunk Loop Slot			UEP9E	1PQWQ	0.57						15.75				
	Feature Activation on D-4 Channel Bank WATS Loop Slot			UEP9E	1PQWA	0.57						15.75				
	Non-Recurring Charges (NRC) Associated with UNE-P Centrex															
	NRC Conversion Currently Combined Switch-As-Is with allowed changes, per port			UEP9E	USAC2		0.10	0.10				15.75				
	Conversion of Existing Centrex Common Block, each			UEP9E	USACN		37.97	16.68				15.75				
	New Centrex Standard Common Block			UEP9E	M1ACS							15.75				
	New Centrex Customized Common Block			UEP9E	M1ACC							15.75				
	NAR Establishment Charge, Per Occasion			UEP9E	URECA							15.75				
	UNE-P CENTREX - DCO - Valid in AL, KY, LA, MS, & TN)															
	2-Wire VG Loop/2-Wire Voice Grade Port (Centrex) Combo															
	UNE Port/Loop Combination Rates (Non-Design)															
	2-Wire VG Loop/2-Wire Voice Grade Port (Centrex) Port Combo - Non-Design		1	UEP93		12.22										
	2-Wire VG Loop/2-Wire Voice Grade Port (Centrex)Port Combo - Non-Design		2	UEP93		17.13										
	2-Wire VG Loop/2-Wire Voice Grade Port (Centrex)Port Combo - Non-Design		3	UEP93		26.26										
	2-Wire VG Loop/2-Wire Voice Grade Port (Centrex) Port Combo - Non-Design		4	UEP93		44.91										
	UNE Port/Loop Combination Rates (Design)															
	2-Wire VG Loop/2-Wire Voice Grade Port (Centrex) Port Combo - Design		1	UEP93		15.12										
	2-Wire VG Loop/2-Wire Voice Grade Port (Centrex)Port Combo - Design		2	UEP93		19.98										
	2-Wire VG Loop/2-Wire Voice Grade Port (Centrex)Port Combo - Design		3	UEP93		28.78										
	2-Wire VG Loop/2-Wire Voice Grade Port (Centrex) Port Combo - Design		4	UEP93		46.95										
	UNE Loop Rate															
	2-Wire Voice Grade Loop (SL 1) - Zone 1		1	UEP93	UECS1	10.98										
	2-Wire Voice Grade Loop (SL 1) - Zone 2		2	UEP93	UECS1	15.91										
	2-Wire Voice Grade Loop (SL 1) - Zone 3		3	UEP93	UECS1	25.04										
	2-Wire Voice Grade Loop (SL 1) - Zone 4		4	UEP93	UECS1	43.68										
	2-Wire Voice Grade Loop (SL 2) - Zone 1		1	UEP93	UECS2	13.89										
	2-Wire Voice Grade Loop (SL 2) - Zone 2		2	UEP93	UECS2	18.75										
	2-Wire Voice Grade Loop (SL 2) - Zone 3		3	UEP93	UECS2	27.55										
	2-Wire Voice Grade Loop (SL21) - Zone 4		4	UEP93	UECS2	45.72										
	UNE Port Rate															
	AL, KY, LA, MS, & TN only															
	2-Wire Voice Grade Port (Centrex) Basic Local Area			UEP93	UEPYA	1.23	40.31	19.84	24.90	6.58		15.75				

UNBUNDLED NETWORK ELEMENTS - Mississippi												Attachment: 2		Exhibit: B		
CATEGORY	RATE ELEMENTS		Interim	Zone	BCS	USOC	RATES(\$)				Svc Order Submitted Elec per LSR	Svc Order Submitted Manually per LSR	Incremental Charge - Manual Svc Order vs. Electronic-1st	Incremental Charge - Manual Svc Order vs. Electronic-Add'l	Incremental Charge - Manual Svc Order vs. Electronic-Disc 1st	Incremental Charge - Manual Svc Order vs. Electronic-Disc Add'l
								Nonrecurring		Nonrecurring Disconnect		OSS Rates(\$)				
							Rec	First	Add'l	First	Add'l	SOMEc	SOMAN	SOMAN	SOMAN	SOMAN
		2-Wire Voice Grade Port (Centrex 800 termination)Basic Local Area			UEP93	UEPYB	1.23	40.31	19.84	24.90	6.58		15.75			
		2-Wire Voice Grade Port (Centrex with Caller ID)1Basic Local Area			UEP93	UEPYH	1.23	40.31	19.84	24.90	6.58		15.75			
		2-Wire Voice Grade Port (Centrex from diff Serving Wire Center)2 Basic Local Area			UEP93	UEPYM	1.23	108.35	7.57	54.24	11.70		15.75			
		2-Wire Voice Grade Port, Diff Serving Wire Center - 800 Service Term - Basic Local Area			UEP93	UEPYZ	1.23	108.35	7.57	54.24	11.70		15.75			
		2-Wire Voice Grade Port terminated in on Megalink or equivalent - Basic Local Area			UEP93	UEPY9	1.23	40.31	19.84	24.90	6.58		15.75			
		2-Wire Voice Grade Port Terminated on 800 Service Term - Basic Local Area			UEP93	UEPY2	1.23	40.31	19.84	24.90	6.58		15.75			
		2-Wire Voice Grade Port (Centrex)			UEP93	UEPQA	1.23	40.31	19.84	24.90	6.58		15.75			
		2-Wire Voice Grade Port (Centrex 800 termination)			UEP93	UEPQB	1.23	40.31	19.84	24.90	6.58		15.75			
		2-Wire Voice Grade Port (Centrex with Caller ID)1			UEP93	UEPQH	1.23	40.31	19.84	24.90	6.58		15.75			
		2-Wire Voice Grade Port (Centrex from diff Serving Wire Center)2			UEP93	UEPQM	1.23	108.35	7.57	54.24	11.70		15.75			
		2-Wire Voice Grade Port, Diff Serving Wire Center - 800 Service Term			UEP93	UEPQZ	1.23	108.35	7.57	54.24	11.70		15.75			
		2-Wire Voice Grade Port terminated in on Megalink or equivalent			UEP93	UEPQ9	1.23	40.31	19.84	24.90	6.58		15.75			
		2-Wire Voice Grade Port Terminated on 800 Service Term			UEP93	UEPQ2	1.23	40.31	19.84	24.90	6.58		15.75			
	Local Switching															
		Centrex Intercom Functionality, per port			UEP93	URECS	0.7947									
	Local Number Portability															
		Local Number Portability (1 per port)			UEP93	LNCCC	0.35									
	Features															
		All Standard Features Offered, per port			UEP93	UEPVF	2.56					15.75				
		All Centrex Control Features Offered, per port			UEP93	UEPVC	2.56					15.75				
	NARS															
		Unbundled Network Access Register - Combination			UEP93	UARCX	0.00	0.00	0.00			15.75				
		Unbundled Network Access Register - Indial			UEP93	UAR1X	0.00	0.00	0.00			15.75				
		Unbundled Network Access Register - Outdial			UEP93	UAROX	0.00	0.00	0.00			15.75				
	Miscellaneous Terminations															
	2-Wire Trunk Side															
		Trunk Side Terminations, each			UEP93	CEND6	8.25	120.00	18.85	61.77	3.88		15.75			
	4-Wire Digital (1.544 Megabits)															
		DS1 Circuit Terminations, each			UEP93	M1HD1	58.41	203.19	96.25	74.86	2.54		15.75			
		DS0 Channels Activated, Per Channel			UEP93	M1HDO	0.00	14.56					15.75			
	Interoffice Channel Mileage - 2-Wire															
		Interoffice Channel Facilities Termination			UEP93	MIGBC	22.52	40.77	27.57	17.26	7.11		15.75			
		Interoffice Channel mileage, per mile or fraction of mile			UEP93	MIGBM	0.0098									
	Feature Activations (DS0) Centrex Loops on Channelized DS1 Service															
	D4 Channel Bank Feature Activations															
		Feature Activation on D-4 Channel Bank Centrex Loop Slot			UEP93	1PQWS	0.57									
		Feature Activation on D-4 Channel Bank FX Line Side Loop Slot			UEP93	1PQW6	0.57									
		Feature Activation on D-4 Channel Bank FX Trunk Side Loop Slot			UEP93	1PQW7	0.57									
		Feature Activation on D-4 Channel Bank Centrex Loop Slot - Different Wire Center			UEP93	1PQWP	0.57									
		Feature Activation on D-4 Channel Bank Private Line Loop Slot			UEP93	1PQWV	0.57									
		Feature Activation on D-4 Channel Bank Tie Line/Trunk Loop Slot			UEP93	1PQWQ	0.57									
		Feature Activation on D-4 Channel Bank WATS Loop Slot			UEP93	1PQWA	0.57									
	Non-Recurring Charges (NRC) Associated with UNE-P Centrex															
		NRC Conversion Currently Combined Switch-As-Is with allowed changes, per port			UEP93	USAC2		0.10	0.10			15.75				

UNBUNDLED NETWORK ELEMENTS - Mississippi											Attachment: 2		Exhibit: B		
CATEGORY	RATE ELEMENTS	Interim	Zone	BCS	USOC	RATES(\$)				Svc Order Submitted Elec per LSR	Svc Order Submitted Manually per LSR	Incremental Charge - Manual Svc Order vs. Electronic-1st	Incremental Charge - Manual Svc Order vs. Electronic-Add'l	Incremental Charge - Manual Svc Order vs. Electronic-Disc 1st	Incremental Charge - Manual Svc Order vs. Electronic-Disc Add'l
							Nonrecurring		Nonrecurring Disconnect		OSS Rates(\$)				
						Rec	First	Add'l	First	Add'l	SOME C	SOMAN	SOMAN	SOMAN	SOMAN
	Conversion of Existing Centrex Common Block, each			UEP93	USACN		37.97	16.68							
	New Centrex Standard Common Block			UEP93	M1ACS	0.00	666.32					15.75			
	New Centrex Customized Common Block			UEP93	M1ACC	0.00	666.32					15.75			
	NAR Establishment Charge, Per Occasion			UEP93	URECA	0.00	72.63					15.75			
	Note 1 - Required Port for Centrex Control in 1AESS, 5ESS & EWSD														
	Note 2 - Requires Interoffice Channel Mileage														
	Note 3 - Requires Specific Customer Premises Equipment														
	NOTE: Rates displaying an "R" in Interim column are interim and subject to rate true-up as set forth in General Terms and Conditions.														

UNBUNDLED NETWORK ELEMENTS - North Carolina											Attachment: 2		Exhibit: B					
CATEGORY	RATE ELEMENTS				Interim	Zone	BCS	USOC	RATES(\$)			Svc Order Submitted Elec per LSR	Svc Order Submitted Manually per LSR	Incremental Charge - Manual Svc Order vs. Electronic-1st	Incremental Charge - Manual Svc Order vs. Electronic-Add'l	Incremental Charge - Manual Svc Order vs. Electronic-Disc 1st	Incremental Charge - Manual Svc Order vs. Electronic-Disc Add'l	
									Rec	First	Add'l	First	Add'l	SOME C	SOMAN	SOMAN	SOMAN	SOMAN
The "Zone" shown in the sections for stand-alone loops or loops as part of a combination refers to Geographically Deaveraged UNE Zones. To view Geographically Deaveraged UNE Zone Designations by Central Office, refer to Internet Website: http://www.interconnection.bellsouth.com/become_a_clec/html/interconnection.htm																		
OPERATIONAL SUPPORT SYSTEMS																		
NOTE: (1) Electronic Service Order: CLEC should contact its contract negotiator if it prefers the state specific electronic service ordering charges as ordered by the State Commissions. The electronic service ordering charge currently contained in this rate exhibit is the BellSouth regional electronic service ordering charge. CLEC may elect either the state specific Commission ordered rates for the electronic service ordering charges, or CLEC may elect the regional electronic service ordering charge.																		
NOTE: (2) Any element that can be ordered electronically will be billed according to the SOME C rate listed in this category. Please refer to BellSouth's Business Rules for Local Ordering (BBR-LO) to determine if a product can be ordered electronically. For those elements that cannot be ordered electronically at present per the BBR-LO, the listed SOME C rate in this category reflects the charge that would be billed to a CLEC once electronic ordering capabilities come on-line for that element. Otherwise, the manual ordering charge, SOMAN, will be applied to a CLECs bill when it submits an LSR to BellSouth.																		
		Electronic OSS Charge, per LSR, submitted via BST's OSS interactive interfaces (Regional)							SOME C		3.50							
UNBUNDLED EXCHANGE ACCESS LOOP																		
		2-WIRE ANALOG VOICE GRADE LOOP																
		2-Wire Analog Voice Grade Loop - Service Level 1- Statewide				sw	UEANL	UEAL2	15.88	57.99	42.37				26.94	12.76		
		Loop Testing - Basic 1st Half Hour					UEANL	URET1		78.92	78.92				26.94	12.76		
		Loop Testing - Basic Additional Half Hour					UEANL	URETA		23.33	23.33				26.94	12.76		
		CLEC to CLEC Conversion Charge Without Outside Dispatch (UVL-SL1)					UEANL	UREWO		15.76	8.93				26.94	12.76		
		Engineering Information Document (EI)					UEANL			28.74	28.74							
		Manual Order Coordination for UVL-SL1s (per loop)					UEANL	UEAMC		61.38	61.38							
		Order Coordination for Specified Conversion Time for UVL-SL1 (per LSR)					UEANL	OCOSL	45.34	45.34								
		2-WIRE Unbundled COPPER LOOP																
		2-Wire Unbundled Copper Loop Non-Designed - SW				sw	UEQ	UEQ2X	15.88	57.99	42.37				26.94	26.94		
		Order Coordination 2 Wire Unbundled Copper Loop - Non-Designed (per loop)					UEQ	USBMC		61.38	61.38				26.94	12.76		
		Engineering Information Document					UEQ			28.74	28.74				26.94	12.76		
		Loop Testing - Basic 1st Half Hour					UEQ	URET1		78.92	78.92				26.94	12.76		
		Loop Testing - Basic Additional Half Hour					UEQ	URETA		23.33	23.33				26.94	12.76		
		CLEC to CLEC Conversion Charge Without Outside Dispatch (UCL-ND)					UEQ	UREWO	14.26	7.42					26.94	12.76		
UNBUNDLED EXCHANGE ACCESS LOOP																		
		2-WIRE ANALOG VOICE GRADE LOOP																
		2 Wire Analog Voice Grade Loop -Service Level 1-Statewide-Line Splitting					UEPSR	UEPSB	15.88	57.99	42.37				26.94	12.76		
		2 Wire Analog Voice Grade Loop -Service Level 1-Statewide-Line Splitting					UEPSR	UEABS	15.88	57.99	42.37				26.94	12.76		
UNE Loop Rates for Line Splitting																		
		2-Wire Voice Grade Loop (SL1) for Line Splitting- Statewide				sw	UEPRX	UEPLX	14.18									
UNBUNDLED EXCHANGE ACCESS LOOP																		
		2-WIRE ANALOG VOICE GRADE LOOP																
		2-Wire Analog Voice Grade Loop - Service Level 2 w/Loop or Ground Start Signaling - Statewide				sw	UEA	UEAL2	19.50	142.97	106.56				26.94	12.76		
		Order Coordination for Specified Conversion Time (per LSR)					UEA	OCOSL		45.34								
		2-Wire Analog Voice Grade Loop - Service Level 2 w/Reverse Battery Signaling-Statewide				sw	UEA	UEAR2	19.50	142.97	106.56				26.94	12.76		
		Order Coordination for Specified Conversion Time (per LSR)					UEA	OCOSL		45.34								
		CLEC to CLEC Conversion Charge without outside dispatch					UEA	UREWO		87.64	36.33				26.94	12.76		
4-WIRE ANALOG VOICE GRADE LOOP																		
		4-Wire Analog Voice Grade Loop - Statewide				sw	UEA	UEAL4	27.49	288.47	237.45				26.94	12.76		
		Order Coordination for Specified Conversion Time (per LSR)					UEA	OCOSL		45.34								
		CLEC to CLEC Conversion Charge without outside dispatch					UEA	UREWO		87.64	36.33				26.94	12.76		
2-WIRE ISDN DIGITAL GRADE LOOP																		
		2-Wire ISDN Digital Grade Loop - Statewide				sw	UDN	U1L2X	24.98	325.91	251.31				26.94	12.76		
		Order Coordination For Specified Conversion Time (per LSR)					UDN	OCOSL		45.34								
		CLEC to CLEC Conversion Charge without outside dispatch					UDN	UREWO		91.55	44.12				26.94	12.76		
2-WIRE Universal Digital Channel (UDC) COMPATIBLE LOOP																		
		2-Wire Universal Digital Channel (UDC) Compatible Loop - Statewide				sw	UDC	UDC2X	24.98	325.91	251.31				26.94	12.76		

UNBUNDLED NETWORK ELEMENTS - North Carolina

CATEGORY	RATE ELEMENTS	Interim	Zone	BCS	USOC	RATES(\$)	Svc Order Submitted Elec per LSR	Svc Order Submitted Manually per LSR	Incremental Charge - Manual Svc Order vs. Electronic-1st	Incremental Charge - Manual Svc Order vs. Electronic-Add'l	Incremental Charge - Manual Svc Order vs. Electronic-Disc 1st	Incremental Charge - Manual Svc Order vs. Electronic-Disc Add'l

UNBUNDLED NETWORK ELEMENTS - North Carolina													Attachment: 2		Exhibit: B		
CATEGORY		RATE ELEMENTS	Interim	Zone	BCS	USOC	RATES(\$)				Svc Order Submitted Elec per LSR	Svc Order Submitted Manually per LSR	Incremental Charge - Manual Svc Order vs. Electronic-1st	Incremental Charge - Manual Svc Order vs. Electronic-Add'l	Incremental Charge - Manual Svc Order vs. Electronic-Disc 1st	Incremental Charge - Manual Svc Order vs. Electronic-Disc Add'l	
								Nonrecurring		Nonrecurring Disconnect		OSS Rates(\$)					
							Rec	First	Add'l	First	Add'l	SOME C	SOMAN	SOMAN	SOMAN	SOMAN	SOMAN
		2-Wire Unbundled Copper Loop/Long - without manual service inquiry and facility reservation - Zone 1		1	UCL	UCL2W	37.79	189.00	113.57					19.99	19.99	19.99	19.99
		2-Wire Unbundled Copper Loop/Long - without manual service inquiry and facility reservation - Zone 2		2	UCL	UCL2W	63.16	189.00	113.57					19.99	19.99	19.99	19.99
		2-Wire Unbundled Copper Loop/Long - without manual service inquiry and facility reservation - Zone 3		3	UCL	UCL2W	73.02	189.00	113.57					19.99	19.99	19.99	19.99
		Order Coordination for Unbundled Copper Loops (per loop)			UCL	UCLMC		61.38	61.38								
		CLEC to CLEC Conversion Charge without outside dispatch (UCL-Des)			UCL	UREWO		97.14	42.44					19.99	19.99	19.99	19.99
		4-WIRE COPPER LOOP															
		4-Wire Copper Loop/Short - including manual service inquiry and facility reservation - Zone 1		1	UCL	UCL4S	17.63	330.13	211.02					19.99	19.99	19.99	19.99
		4-Wire Copper Loop/Short - including manual service inquiry and facility reservation - Zone 2		2	UCL	UCL4S	28.89	330.13	211.02					19.99	19.99	19.99	19.99
		4-Wire Copper Loop/Short - including manual service inquiry and facility reservation - Zone 3		3	UCL	UCL4S	33.28	330.13	211.02					19.99	19.99	19.99	19.99
		Order Coordination for Unbundled Copper Loops (per loop)			UCL	UCLMC		61.38	61.38								
		4-Wire Copper Loop/Short - without manual service inquiry and facility reservation - Zone 1		1	UCL	UCL4W	17.63	250.17	174.74					19.99	19.99	19.99	19.99
		4-Wire Copper Loop/Short - without manual service inquiry and facility reservation - Zone 2		2	UCL	UCL4W	28.89	250.17	174.74					19.99	19.99	19.99	19.99
		4-Wire Copper Loop/Short - without manual service inquiry and facility reservation - Zone 3		3	UCL	UCL4W	33.28	250.17	174.74					19.99	19.99	19.99	19.99
		Order Coordination for Unbundled Copper Loops (per loop)			UCL	UCLMC		61.38	61.38								
		4-Wire Unbundled Copper Loop/Long - includes manual svc. inquiry and facility reservation - Zone 1		1	UCL	UCL4L	53.68	317.14	198.03					19.99	19.99	19.99	19.99
		4-Wire Unbundled Copper Loop/Long - includes manual svc. inquiry and facility reservation - Zone 2		2	UCL	UCL4L	90.07	317.14	198.03					19.99	19.99	19.99	19.99
		4-Wire Unbundled Copper Loop/Long - includes manual svc. inquiry and facility reservation - Zone 3		3	UCL	UCL4L	104.23	317.14	198.03					19.99	19.99	19.99	19.99
		Order Coordination for Unbundled Copper Loops (per loop)			UCL	UCLMC		61.38	61.38								
		4-Wire Unbundled Copper Loop/Long - without manual svc. inquiry and facility reservation - Zone 1		1	UCL	UCL4O	53.68	237.18	161.75					19.99	19.99	19.99	19.99
		4-Wire Unbundled Copper Loop/Long - without manual svc. inquiry and facility reservation - Zone 2		2	UCL	UCL4O	90.07	237.18	161.75					19.99	19.99	19.99	19.99
		4-Wire Unbundled Copper Loop/Long - without manual svc. inquiry and facility reservation - Zone 3		3	UCL	UCL4O	104.23	237.18	161.75					19.99	19.99	19.99	19.99
		Order Coordination for Unbundled Copper Loops (per loop)			UCL	UCLMC		61.38	61.38								
		CLEC to CLEC Conversion Charge without outside dispatch (UCL-Des)			UCL	UREWO		97.14	42.44					19.99	19.99	19.99	19.99
LOOP MODIFICATION																	
		Unbundled Loop Modification, Removal of Load Coils - 2 Wire pair less than or equal to 18k ft			UAL, UHL, UCL, UEQ, ULS, UEA, UEANL, UDL, UDC, UDN, UDL, USL	ULM2L		64.85	64.85					26.94	12.76		
		Unbundled Loop Modification, Removal of Load Coils - 2 wire greater than 18k ft			UCL, ULS	ULM2G		339.84	339.84					26.94	12.76		
		Unbundled Loop Modification Removal of Load Coils - 4 Wire less than or equal to 18K ft			UHL, UCL	ULM4L		64.85	64.85					26.94	12.76		
		Unbundled Loop Modification Removal of Load Coils - 4 Wire pair greater than 18k ft			UCL	ULM4G		339.84	339.84					26.94	12.76		
		Unbundled Loop Modification Removal of Bridged Tap Removal, per unbundled loop			UAL, UHL, UCL, UEQ, UEF, ULS, UEA, UEANL, UDL, UDC, UDN, UDL, USL	ULMBT		64.90	64.90					26.94	12.76		
SUB-LOOPS																	
		Sub-Loop Distribution															

UNBUNDLED NETWORK ELEMENTS - North Carolina													Attachment: 2		Exhibit: B		
CATEGORY	RATE ELEMENTS		Interim	Zone	BCS	USOC	RATES(\$)				Svc Order Submitted Elec per LSR	Svc Order Submitted Manually per LSR	Incremental Charge - Manual Svc Order vs. Electronic-1st	Incremental Charge - Manual Svc Order vs. Electronic-Add'l	Incremental Charge - Manual Svc Order vs. Electronic-Disc 1st	Incremental Charge - Manual Svc Order vs. Electronic-Disc Add'l	
													OSS Rates(\$)				
							Rec	First	Add'l	First	Add'l	SOMEc	SOMAN	SOMAN	SOMAN	SOMAN	
		Sub-Loop - Per Cross Box Location - CLEC Feeder Facility Set-Up	I		UEANL	USBSA		498.09	498.09					26.94	12.76	15.12	15.12
		Sub-Loop - Per Cross Box Location - Per 25 Pair Panel Set-Up	I		UEANL	USBSB		45.04	45.04					26.94	12.76	15.12	15.12
		Sub-Loop - Per Building Equipment Room - CLEC Feeder Facility Set-Up	I		UEANL	USBSC		313.01	313.01					26.94	12.76	15.12	15.12
		Sub-Loop - Per Building Equipment Room - Per 25 Pair Panel Set-Up	I		UEANL	USBSD		108.06	108.06					26.94	12.76	15.12	15.12
		Sub-Loop Distribution Per 2-Wire Analog Voice Grade Loop - Zone 1	I	1	UEANL	USBN2	7.99	126.03	54.54	71.13	10.16			26.94	12.76	15.12	15.12
		Sub-Loop Distribution Per 2-Wire Analog Voice Grade Loop - Zone 2	I	2	UEANL	USBN2	12.63	126.03	54.54	71.13	10.16			26.94	12.76	15.12	15.12
		Sub-Loop Distribution Per 2-Wire Analog Voice Grade Loop - Zone 3	I	3	UEANL	USBN2	14.43	126.03	54.54	71.13	10.16			26.94	12.76	15.12	15.12
		Order Coordination for Unbundled Sub-Loops, per sub-loop pair			UEANL	USBMC		45.34	45.34								
		Sub-Loop Distribution Per 4-Wire Analog Voice Grade Loop - Zone 1		1	UEANL	USBN4	9.23	156.52	79.66	78.56	13.53			26.94	12.76	15.12	15.12
		Sub-Loop Distribution Per 4-Wire Analog Voice Grade Loop - Zone 2		2	UEANL	USBN4	14.63	156.52	79.66	78.56	13.53			26.94	12.76	15.12	15.12
		Sub-Loop Distribution Per 4-Wire Analog Voice Grade Loop - Zone 3		3	UEANL	USBN4	16.73	156.52	79.66	78.56	13.53			26.94	12.76	15.12	15.12
		Order Coordination for Unbundled Sub-Loops, per sub-loop pair			UEANL	USBMC		45.34	45.34								
		Sub-Loop 2-Wire Intrabuilding Network Cable (INC)	I		UEANL	USBR2	3.50	114.05	37.20	76.58	10.81			26.94	12.76	15.12	15.12
		Order Coordination for Unbundled Sub-Loops, per sub-loop pair			UEANL	USBMC		45.34	45.34								
		Sub-Loop 4-Wire Intrabuilding Network Cable (INC)	I		UEANL	USBR4	3.75	127.67	50.82	78.71	10.69			26.94	12.76	15.12	15.12
		Order Coordination for Unbundled Sub-Loops, per sub-loop pair			UEANL	USBMC		45.34	45.34								
		2 Wire Copper Unbundled Sub-Loop Distribution - Zone 1	I	1	UEF	UCS2X	7.33	137.10	60.24	76.58	10.81			26.94	12.76	15.12	15.12
		2 Wire Copper Unbundled Sub-Loop Distribution - Zone 2	I	2	UEF	UCS2X	10.95	137.10	60.24	76.58	10.81			26.94	12.76	15.12	15.12
		2 Wire Copper Unbundled Sub-Loop Distribution - Zone 3	I	3	UEF	UCS2X	12.36	137.10	60.24	76.58	10.81			26.94	12.76	15.12	15.12
		Order Coordination for Unbundled Sub-Loops, per sub-loop pair			UEF	USBMC		45.34	45.34								
		4 Wire Copper Unbundled Sub-Loop Distribution - Zone 1	I	1	UEF	UCS4X	7.14	162.24	85.38	78.56	13.53			26.94	12.76	15.12	15.12
		4 Wire Copper Unbundled Sub-Loop Distribution - Zone 2	I	2	UEF	UCS4X	11.09	162.24	85.38	78.56	13.53			26.94	12.76	15.12	15.12
		4 Wire Copper Unbundled Sub-Loop Distribution - Zone 3	I	3	UEF	UCS4X	12.63	162.24	85.38	78.56	13.53			26.94	12.76	15.12	15.12
		Order Coordination for Unbundled Sub-Loops, per sub-loop pair			UEF	USBMC		45.34	45.34								
		Unbundled Sub-Loop Modification															
		Unbundled Sub-Loop Modification - 2-W Copper Dist Load Coil/Equip Removal per 2-W PR			UEF	ULM2X		353.95	12.20					26.94	12.76	15.12	15.12
		Unbundled Sub-loop Modification - 4-W Copper Dist Load Coil/Equip Removal per 4-W PR			UEF												

UNBUNDLED NETWORK ELEMENTS - North Carolina

CATEGORY		RATE ELEMENTS	Interim	Zone	BCS	USOC	RATES(\$)				Svc Order Submitted Elec per LSR	Svc Order Submitted Manually per LSR	Incremental Charge - Manual Svc Order vs. Electronic-1st	Incremental Charge - Manual Svc Order vs. Electronic-Add'l	Incremental Charge - Manual Svc Order vs. Electronic-Disc 1st	Incremental Charge - Manual Svc Order vs. Electronic-Disc Add'l	
							Rec	First	Add'l	First	Add'l	SOMEC	SOMAN	SOMAN	SOMAN	SOMAN	SOMAN
		USL Feeder - DS0 Set-up per Cross Box location - per 25 pair set-up			UEA, UDN,UCL,UDL,UDC	USBFX		45.04	45.04					19.99	19.99	19.99	19.99
		USL Feeder DS1 Set-up at DSX location, per DS1 termination			USL	USBFZ		523.51	11.31					19.99	19.99	19.99	19.99
		Unbundled Sub-Loop Feeder Loop, 2 Wire Ground Start, Voice Grade - Zone 1		1	UEA	USBFA	11.43	122.52	46.61	149.46	59.37			19.99	19.99	19.99	19.99
		Unbundled Sub-Loop Feeder Loop, 2 Wire Ground-Start, Voice Grade - Zone 2		2	UEA	USBFA	18.35	122.52	46.61	149.46	59.37			19.99	19.99	19.99	19.99
		Unbundled Sub-Loop Feeder Loop, Per 2 Wire Ground-Start, Voice Grade - Zone 3		3	UEA	USBFA	21.04	122.52	46.61	149.46	59.37			19.99	19.99	19.99	19.99
		Order Coordination for Specified Conversion Time, per LSR			UEA	OCOSL		45.34									
		Unbundle Sub-Loop Feeder Loop, 2 Wire Loop-Start, Voice Grade - Zone 1		1	UEA	USBFB	11.43	122.52	46.61	149.46	59.37			19.99	19.99	19.99	19.99
		Unbundled Sub-Loop Feeder Loop, 2 Wire Loop-Start, Voice Grade - Zone 2		2	UEA	USBFB	18.35	122.52	46.61	149.46	59.37			19.99	19.99	19.99	19.99
		Unbundled Sub-Loop Feeder Loop, 2 Wire Start Loop, Voice Grade - Zone 3		3	UEA	USBFB	21.04	122.52	46.61	149.46	59.37			19.99	19.99	19.99	19.99
		Order Coordination for Specified Time Conversion, per LSR			UEA	OCOSL		45.34									
		Unbundled Sub-Loop Feeder Loop, 2 Wire Reverse Battery, Voice Grade - Zone 1		1	UEA	USBFC	11.43	122.52	46.61	149.46	59.37			19.99	19.99	19.99	19.99
		Unbundled Sub-Loop Feeder Loop, 2 Wire Reverse Battery, Voice Grade - Zone 2		2	UEA	USBFC	18.35	122.52	46.61	149.46	59.37			19.99	19.99	19.99	19.99
		Unbundled Sub-Loop Feeder Loop, 2 Wire Analog Reverse Battery, Voice Grade - Zone 3		3	UEA	USBFC	21.04	122.52	46.61	149.46	59.37			19.99	19.99	19.99	19.99
		Order Coordination For Specified Conversion Time, per LSR			UEA	OCOSL		45.34									
		Unbundled Sub-Loop Feeder Loop, 4 Wire Ground-Start, Voice Grade - Zone 1		1	UEA	USBFD	21.91	226.36	144.28					19.99	19.99	19.99	19.99
		Unbundled Sub-Loop Feeder Loop, 4 Wire Ground-Start, Voice Grade - Zone 2		2	UEA	USBFD	35.92	226.36	144.28					19.99	19.99	19.99	19.99
		Unbundled Sub-Loop Feeder Loop, 4 Wire Ground Start, Voice Grade - Zone 3		3	UEA	USBFD	41.37	226.36	144.28					19.99	19.99	19.99	19.99
		Order Coordination For Specified Conversion Time, Per LSR			UEA	OCOSL		45.34									
		Unbundled Sub-Loop Feeder Loop, 4 Wire Loop-Start, Voice Grade - Zone 1		1	UEA	USBFE	21.91	226.36	144.28					19.99	19.99	19.99	19.99
		Unbundled Sub-Loop Feeder Loop, 4 Wire Loop-Start, Voice Grade - Zone 2		2	UEA	USBFE	35.92	226.36	144.28					19.99	19.99	19.99	19.99
		Unbundled Sub-Loop Feeder Loop, 4 Wire Loop-Start, Voice Grade - Zone 3		3	UEA	USBFE	41.37	226.36	144.28					19.99	19.99	19.99	19.99
		Order Coordination For Specified Conversion Time, Per LSR			UEA	OCOSL		45.34									
		Unbundled Sub-Loop Feeder Loop, 2 Wire ISDN BRI - Zone 1		1	UDN	USBFF	19.63	202.01	105.88					19.99	19.99	19.99	19.99
		Unbundled Sub-Loop Feeder Loop, 2-Wire ISDN BRI - Zone 2		2	UDN	USBFF	31.61	202.01	105.88					19.99	19.99	19.99	19.99
		Unbundled Sub-Loop Feeder Loop, 2-Wire ISDN BRI - Zone 3		3	UDN	USBFF	36.27	202.01	105.88					19.99	19.99	19.99	19.99
		Order Coordination For Specified Conversion Time, Per LSR			UDN	OCOSL		45.34									
		Unbundled Sub-Loop Feeder, 2 Wire UDC (IDSL compatible)		1	UDC	USBFS	19.63	202.01	105.88					19.99	19.99	19.99	19.99
		Unbundled Sub-Loop Feeder, 2 Wire UDC (IDSL compatible)		2	UDC	USBFS	31.61	202.01	105.88					19.99	19.99	19.99	19.99
		Unbundled Sub-Loop Feeder, 2 Wire UDC (IDSL compatible)		3	UDC	USBFS	36.27	202.01	105.88					19.99	19.99	19.99	19.99
		Unbundled Sub-Loop Feeder Loop, 4-Wire DS1 - Zone 1		1	USL	USBFG	39.69	393.01	153.37					42.19	12.76		
		Unbundled Sub-Loop Feeder Loop, 4-Wire DS1 - Zone 2		2	USL	USBFG	67.36	393.01	153.37					42.19	12.76		
		Unbundled Sub-Loop Feeder Loop, 4-Wire DS1 - Zone 3		3	USL	USBFG	78.12	393.01	153.37					42.19	12.76		
		Order Coordination For Specified Conversion Time, Per LSR			USL	OCOSL		45.34									
		Unbundled Sub-Loop Feeder, 2-Wire Copper Loop - Zone 1		1	UCL	USBFH	10.66	172.89	90.81					19.99	19.99	19.99	19.99
		Unbundled Sub-Loop Feeder Loop, 2-Wire Copper Loop - Zone 2		2	UCL	USBFH	16.44	172.89	90.81					19.99	19.99	19.99	19.99
		Unbundled Sub-Loop Feeder Loop, 2-Wire Copper Loop - Zone 3		3	UCL	USBFH	18.69	172.89	90.81					19.99	19.99	19.99	19.99
		Order Coordination For Specified Conversion Time, per LSR			UCL	OCOSL		45.34									
		Sub-Loop Feeder - Per 4-Wire Copper Loop - Zone 1		1	UCL	USBFJ	14.68	207.14	134.77					19.99	19.99	19.99	19.99
		Sub-Loop Feeder - Per 4-Wire Copper Loop - Zone 2		2	UCL	USBFJ	23.74	207.14	134.77					19.99	19.99	19.99	19.99
		Sub-Loop Feeder - Per 4-Wire Copper Loop - Zone 3		3	UCL	USBFJ	27.26	207.14	134.77					19.99	19.99	19.99	19.99
		Order Coordination For Specified Conversion Time, per LSR			UCL	OCOSL		45.34									

UNBUNDLED NETWORK ELEMENTS - North Carolina

CATEGORY		RATE ELEMENTS	Inter m	Zone	BCS	USOC	RATES(\$)				Svc Order Submitted Elec per LSR	Svc Order Submitted Manually per LSR	Incremental Charge - Manual Svc Order vs. Electronic- 1st	Incremental Charge - Manual Svc Order vs. Electronic- Add'l	Incremental Charge - Manual Svc Order vs. Electronic- Disc 1st	Incremental Charge - Manual Svc Order vs. Electronic- Disc Add'l	
								Nonrecurring		Nonrecurring Disconnect		OSS Rates(\$)					
							Rec	First	Add'l	First	Add'l	SOMEc	SOMAN	SOMAN	SOMAN	SOMAN	
		Sub-Loop Feeder - Per 4-Wire 19.2 Kbps Digital Grade Loop		1	UDL	USBFN	26.71	215.00	132.92					19.99	19.99	19.99	19.99
		Sub-Loop Feeder - Per 4-Wire 19.2 Kbps Digital Grade Loop		2	UDL	USBFN	44.07	215.00	132.92					19.99	19.99	19.99	19.99
		Sub-Loop Feeder - Per 4-Wire 19.2 Kbps Digital Grade Loop		3	UDL	USBFN	50.83	215.00	132.92					19.99	19.99	19.99	19.99
		Sub-Loop Feeder - Per 4-Wire 56 Kbps Digital Grade Loop - Zone 1		1	UDL	USBFO	26.71	215.00	132.92					19.99	19.99	19.99	19.99
		Sub-Loop Feeder - Per 4-Wire 56 Kbps Digital Grade Loop - Zone 2		2	UDL	USBFO	44.07	215.00	132.92					19.99	19.99	19.99	19.99
		Sub-Loop Feeder - Per 4-Wire 56 Kbps Digital Grade Loop - Zone 3		3	UDL	USBFO	50.83	215.00	132.92					19.99	19.99	19.99	19.99
		Order Coordination For Specified Time Conversion, per LSR			UDL	OCOSL		45.34									
		Sub-Loop Feeder - Per 4-Wire 64 Kbps Digital Grade Loop - Zone 1		1	UDL	USBFP	26.71	215.00	132.92					19.99	19.99	19.99	19.99
		Sub-Loop Feeder - Per 4-Wire 64 Kbps Digital Grade Loop - Zone 2		2	UDL	USBFP	44.07	215.00	132.92					19.99	19.99	19.99	19.99
		Sub-Loop Feeder - Per 4-Wire 64 Kbps Digital Grade Loop - Zone 3		3	UDL	USBFP	50.83	215.00	132.92					19.99	19.99	19.99	19.99
		Order Coordination For Specified Conversion Time, per LSR			UDL	OCOSL		45.34									
SUB-LOOPS																	
	Sub-Loop Feeder																
		Sub Loop Feeder - DS3- Per Mile Per Month			UE3	1L5SL	16.03										
		Sub Loop Feeder - DS3 - Facility Termination Per Month			UE3	USBF1	350.32	3,383.00	406.81	164.08	93.01			26.94	12.76		
		Sub Loop Feeder - STS-1 - Per Mile Per Month			UDLSX	1L5SL	16.03										
		Sub Loop Feeder - STS-1 - Facility Termination Per Month			UDLSX	USBF7	376.06	3,383.00	406.81	164.08	93.01			26.94	12.76		
		Sub Loop Feeder - OC-3 - Per Mile Per Month			UDLO3	1L5SL	12.16										
		Sub Loop Feeder - OC-3 - Facility Termination Protection Per Month			UDLO3	USBF5	56.60										
		Sub Loop Feeder - OC-3 - Facility Termination Per Month			UDLO3	USBF2	564.14	3,383.00	406.81	164.08	93.01			26.94	12.76		
		Sub Loop Feeder - OC-12 - Per Mile Per Month			UDL12	1L5SL	14.97										
		Sub Loop Feeder - OC-12 - Facility Termination Protection Per Month			UDL12	USBF6	639.50										
		Sub Loop Feeder - OC-12 - Facility Termination Per Month			UDL12	USBF3	1,841.00	3,383.00	406.81	164.08	93.01			26.94	12.76		
		Sub Loop Feeder - OC-48 - Per Mile Per Month			UDL48	1L5SL	49.10										
		Sub Loop Feeder - OC-48 - Facility Termination Protection Per Month			UDL48	USBF9	319.92										
		Sub Loop Feeder - OC-48 - Facility Termination Per Month			UDL48	USBF4	1,603.00	3,569.00	406.81	160.39	90.92			26.94	12.76		
		Sub Loop Feeder - OC-12 Interface On OC-48			UDL48	USBF8	360.95	787.73	406.81	160.39	90.92			26.94	12.76		
UNBUNDLED LOOP CONCENTRATION																	
		Unbundled Loop Concentration - System A (TR008)			ULC	UCT8A	398.41	652.26	652.26					19.99	19.99	19.99	19.99
		Unbundled Loop Concentration - System B (TR008)			ULC	UCT8B	58.36	271.78	271.78					19.99	19.99	19.99	19.99
		Unbundled Loop Concentration - System A (TR303)			ULC	UCT3A	439.73	652.25	652.26					19.99	19.99	19.99	19.99
		Unbundled Loop Concentration - System B (TR303)			ULC	UCT3B	98.34	271.78	271.78					19.99	19.99	19.99	19.99
		Unbundled Loop Concentration - DS1 Loop Interface Card			ULC	UCTCO	5.52	126.85	92.35	33.65	9.42			19.99	19.99	19.99	19.99
		Unbundled Loop Concentration - ISDN Loop Interface (Brite Card)			UDN	ULCC1	8.77	21.11	21.00	10.81	10.74			19.99	19.99	19.99	19.99
		Unbundled Loop Concentration - UDC Loop Interface (Brite Card)			UDC	ULCCU	8.77	21.11	21.00	10.81	10.74			19.99	19.99	19.99	19.99
		Unbundled Loop Concentration - 2 Wire Voice-Loop Start or Ground Start Loop Interface (POTS Card)			UEA	ULCC2	2.19	21.11	21.00	10.81	10.74			19.99	19.99	19.99	19.99
		Unbundled Loop Concentration - 2 Wire Voice - Reverse Battery Loop Interface (SPOTS Card)			UEA	ULCCR	13.03	21.11	21.00	10.81	10.74			19.99	19.99	19.99	19.99
		Unbundled Loop Concentration - 4 Wire Voice Loop Interface (Specials Card)			UEA	ULCC4	7.77	21.11	21.00	10.81	10.74			19.99	19.99	19.99	19.99
		Unbundled Loop Concentration - TEST CIRCUIT Card			ULC	UCTTC	37.98	21.11	21.00	10.81	10.74			19.99	19.99	19.99	19.99
		Unbundled Loop Concentration - Digital 19.2 Kbps Data Loop Interface			UDL	ULCC7	11.51	21.11	21.00	10.81	10.74			19.99	19.99	19.99	19.99
		Unbundled Loop Concentration - Digital 56 Kbps Data Loop Interface			UDL	ULCC5	11.51	21.11	21.00	10.81	10.74			19.99	19.99	19.99	19.99
		Unbundled Loop Concentration - Digital 64 Kbps Data Loop Interface			UDL	ULCC6	11.51	21.11	21.00	10.81	10.74			19.99	19.99	19.99	19.99

UNBUNDLED NETWORK ELEMENTS - North Carolina												Attachment: 2		Exhibit: B			
CATEGORY	RATE ELEMENTS		Interim	Zone	BCS	USOC	RATES(\$)				Svc Order Submitted Elec per LSR	Svc Order Submitted Manually per LSR	Incremental Charge - Manual Svc Order vs. Electronic-1st	Incremental Charge - Manual Svc Order vs. Electronic-Add'l	Incremental Charge - Manual Svc Order vs. Electronic-Disc 1st	Incremental Charge - Manual Svc Order vs. Electronic-Disc Add'l	
							Rec	Nonrecurring		Nonrecurring Disconnect		OSS Rates(\$)					
								First	Add'l	First	Add'l	SOMEC	SOMAN	SOMAN	SOMAN	SOMAN	SOMAN
UNE OTHER, PROVISIONING ONLY - NO RATE																	
		NID - Dispatch and Service Order for NID installation			UENTW	UNDBX											
		UNTW Circuit Id Establishment, Provisioning Only - No Rate			UENTW	UENCE											
		Unbundled Contract Name, Provisioning Only - No Rate			UEANL,UEF,UEQ,UENTW	UNECN											
UNE OTHER, PROVISIONING ONLY - NO RATE																	
		Unbundled Contact Name, Provisioning Only - no rate			UAL,UCL,UDC,UDL,UDN,UEA,UHL,ULC	UNECN	0.00	0.00									
		Unbundled Sub-Loop Feeder-2 Wire Cross Box Jumper - no rate			UEA,UDN,UCL,UDC	USBFQ	0.00	0.00									
		Unbundled Sub-Loop Feeder-4 Wire Cross Box Jumper - no rate			UEA,USL,UCL,UDL	USBFR	0.00	0.00									
		Unbundled DS1 Loop - Superframe Format Option - no rate			USL	CCOSF	0.00	0.00									
		Unbundled DS1 Loop - Expanded Superframe Format option - no rate			USL	CCOEF	0.00	0.00									
HIGH CAPACITY UNBUNDLED LOCAL LOOP																	
		High Capacity Unbundled Local Loop - DS3 - Per Mile per month			UE3	1L5ND	11.12										
		High Capacity Unbundled Local Loop - DS3 - Facility Termination per month			UE3	UE3PX	404.98	1,124.48	699.60				53.48	53.48			
		High Capacity Unbundled Local Loop - STS-1 - Per Mile per month			UDLSX	1L5ND	11.12										
		High Capacity Unbundled Local Loop - STS-1 - Facility Termination per month			UDLSX	UDLS1	417.70	1,124.48	699.60				53.48	53.48			
LOOP MAKE-UP																	
		Loop Makeup - Preordering Without Reservation, per working or spare facility queried (Manual).			UMK	UMKLW		56.34	56.34								
		Loop Makeup - Preordering With Reservation, per spare facility queried (Manual).			UMK	UMKLP		58.56	58.56								
		Loop Makeup-With or Without Reservation, per working or spare facility queried (Mechanized)			UMK	PSUMK		1.04	1.04								
HIGH FREQUENCY SPECTRUM																	
SPLITTERS-CENTRAL OFFICE BASED																	
		Line Sharing Splitter, per System 96 Line Capacity			ULS	ULSDA	152.73	424.61	0.00				26.94	12.76			
		Line Sharing Splitter, per System 24 Line Capacity			ULS	ULSDB	38.18	424.61	0.00				26.94	12.76			
		Line Sharing Splitter, Per System, 8 Line Capacity	I		ULS	ULSD8	12.73	424.61	0.00				26.94	12.76			
		Line Sharing-DLEC Owned Splitter in CO-CFA activation-deactivation (per LSOD)			ULS	ULSDG		146.32	31.27				26.94	12.76			
END USER ORDERING-CENTRAL OFFICE BASED-HIGH FREQUENCY SPECTRUM AKA LINE SHARING																	
		Line Sharing - per Line Activation (BST Owned Splitter)			ULS	ULSDC	0.61	56.92	28.59				26.94	12.76			
		Line Sharing - per Subsequent Activity per Line Rearrangement(BST Owned Splitter)			ULS	ULSDS		35.14	16.29				26.94	12.76			
		Line Sharing - per Subsequent Activity per Line Rearrangement(DLEC Owned Splitter)			ULS	ULSCS		35.14	16.29				26.94	12.76			
		Line Sharing - per Line Activation (DLEC owned Splitter)	I		ULS	ULSCC	0.61	47.44	19.31	20.67	12.74		26.94	12.76			
		Line Splitting - per line activation DLEC owned splitter	I		UEPSR UEPSB	UREOS	0.61										
		Line Splitting - per line activation BST owned - physical	I		UEPSR UEPSB	UREBP	0.641	56.92	28.59				26.94	12.76			
		Line Splitting - per line activation BST owned - virtual	I		UEPSR UEPSB	UREBV	0.639	56.92	28.59				26.94	12.76			
UNBUNDLED DEDICATED TRANSPORT																	
NOTE: INTEROFFICE CHANNEL DEDICATED TRANSPORT - minimum billing period - below DS3=one month, DS3/STS-1=four months																	
INTEROFFICE CHANNEL - DEDICATED TRANSPORT																	
		Interoffice Channel - Dedicated Transport - 2-Wire Voice Grade - Per Mile per month			U1TVX	1L5XX	0.0282										
		Interoffice Channel - Dedicated Transport- 2- Wire Voice Grade - Facility Termination per month			U1TVX	U1TV2	18.00	137.48	52.58				38.07	38.07			
		Interoffice Channel - Dedicated Transport- 2-Wire Voice Grade Rev Bat. - Per Mile per month			U1TVX	1L5XX	0.0282										

UNBUNDLED NETWORK ELEMENTS - North Carolina												Attachment: 2		Exhibit: B			
CATEGORY		RATE ELEMENTS		Interi m	Zone	BCS	USOC	RATES(\$)				Svc Order Submitted Elec per LSR	Svc Order Submitted Manually per LSR	Incremental Charge - Manual Svc Order vs. Electronic- 1st	Incremental Charge - Manual Svc Order vs. Electronic- Add'l	Incremental Charge - Manual Svc Order vs. Electronic- Disc 1st	Incremental Charge - Manual Svc Order vs. Electronic- Disc Add'l
								Rec	First	Add'l	First	Add'l	OSS Rates(\$)				
													SOME C	SOMAN	SOMAN	SOMAN	SOMAN
						U1TVX	U1TR2	18.00	137.48	52.58	0.00	0.00			38.07	38.07	
						U1TVX	1L5XX	0.0282									
						U1TVX	U1TV4	22.16	106.11	65.95					38.07	38.07	
						U1TDX	1L5XX	0.0282									
						U1TDX	U1TD5	17.40	137.48	52.58					38.07	38.07	
						U1TDX	1L5XX	0.0282									
						U1TDX	U1TD6	17.40	137.48	52.58	0.00	0.00			38.07	38.07	
						U1TD1	1L5XX	0.5753									
						U1TD1	U1TF1	71.29	217.17	163.75					38.07	38.07	
						U1TD3	1L5XX	12.98									
						U1TD3	U1TF3	720.38	794.94	579.55					91.26	91.26	
						U1TS1	1L5XX	6.14									
						U1TS1	U1TFS	790.37	642.23	408.89					53.48	53.48	
	LOCAL CHANNEL - DEDICATED TRANSPORT																
	NOTE: LOCAL CHANNEL DEDICATED TRANSPORT - minimum billing period - below DS3=one month, DS3/STS-1=four months																
						ULDVX	ULDV2								42.17	12.76	
						ULDVX	ULDV2	12.51	553.80	89.69							
						ULDVX	ULDV2	21.23	553.80	89.69							
						UNDVX	ULDV2	24.62	553.80	89.69							
						UNDVX	ULDV4	13.40	562.23	92.67							
						UNDVX	ULDV4	22.73	562.23	92.67							
						UNDVX	ULDV4	26.37	562.23	92.67							
						ULDD1	ULDF1	30.12	534.48	462.69					42.17	12.76	
						ULDD1	ULDF1	51.11	534.48	462.69					42.17	12.76	
						ULDD1	ULDF1	59.28	534.48	462.69					42.17	12.76	
						ULDD3	1L5NC	8.66									
						ULDD3	ULDF3	496.76	562.25	527.88					56.25	56.25	
						ULDS1	1L5NC	8.66									
						ULDS1	ULDFS	484.06	1,071.00	646.12					38.07	38.07	
MULTIPLEXERS																	
						UXTD1	MQ1	146.69	197.78	140.06					24.85	8.16	
						UDL	1D1DD	2.00	13.09	9.38					24.85	8.16	
						UDN	UC1CA	3.59	13.09	9.38					24.85	8.16	
						UEA	1D1VG	1.27	13.09	9.38					24.85	8.16	
						UXTD3	MQ3	233.10	403.97	234.40					24.78	7.42	
						UXTS1	MQ3	233.10	403.97	234.40					38.07	38.07	

UNBUNDLED NETWORK ELEMENTS - North Carolina													Attachment: 2		Exhibit: B						
CATEGORY	RATE ELEMENTS					Interim	Zone	BCS	USOC	RATES(\$)		Svc Order Submitted Elec per LSR	Svc Order Submitted Manually per LSR	Incremental Charge - Manual Svc Order vs. Electronic-1st	Incremental Charge - Manual Svc Order vs. Electronic-Add'l	Incremental Charge - Manual Svc Order vs. Electronic-Disc 1st	Incremental Charge - Manual Svc Order vs. Electronic-Disc Add'l				
														OSS Rates(\$)							
									Rec	First	Add'l			First	Add'l	SOME C	SOMAN	SOMAN	SOMAN	SOMAN	SOMAN
								USL	UC1D1	16.07	13.09	9.38						24.85	8.16		
								ULDD1	UC1D1	16.07	13.09	9.38						24.85	8.16		
								U1TD1	UC1D1	16.07	13.09	9.38						24.85	8.16		
DARK FIBER																					
								UDF	1L5DC	53.86											
								UDF	UDFC4		1,807.00	562.96						38.07	38.07		
								UDF	1L5DF	27.71											
								UDF	UDF14		1,807.00	562.96						38.07	38.07		
								UDF	1L5DL	53.86											
								UDF	UDFL4		1,807.00	562.96						38.07	38.07		
8XX ACCESS TEN DIGIT SCREENING																					
								OHD		0.0005											
								OHD	N8R1X		7.05	0.96						26.94	26.94		
								OHD			23.82	2.73						26.94	26.94		
								OHD	N8FTX		23.82	2.73						26.94	26.94		
								OHD	N8FCX		5.63	2.82						26.94	26.94		
								OHD	N8FMX		6.59	3.77						26.94	26.94		
								OHD	N8FAX		8.01	0.96						26.94	26.94		
								OHD	N8FDX		5.63							26.94	26.94		
LINE INFORMATION DATA BASE ACCESS (LIDB)																					
								OQT		0.0003											
								OQU		0.0134											
								OQT, OQU	NRPBX		62.26							26.94	26.94		
SIGNALING (CCS7)																					
								UDB	PT8SX	132.83											
								UDB		0.00009											
								UDB	TPP++	18.22	278.02	278.02						19.99	19.99	19.99	19.99
								UDB	TPP++	18.22	278.02	278.02						19.99	19.99	19.99	19.99
								UDB		0.00004											
								UDB	STU56	338.98											
								UDB	CCAPO		40.00	40.00						19.99	19.99	19.99	19.99
								UDB	CCAPD		8.00	8.00						19.99	19.99	19.99	19.99
CALLING NAME (CNAM) SERVICE																					
								OQV		0.01											
								OQV		0.01											
								OQV	(Non-Databs Owner), NRC, applies when using the Character Based User Interface (CHUI)		595.00	595.00						26.94	26.94		
OPERATOR CALL PROCESSING																					
									Oper. Call Processing - Oper. Provided, Per Min. - Using BST LIDB		1.20										
									Oper. Call Processing - Oper. Provided, Per Min. - Using Foreign LIDB		1.24										
									Oper. Call Processing - Fully Automated, per Call - Using BST LIDB		0.20										

UNBUNDLED NETWORK ELEMENTS - North Carolina												Attachment: 2		Exhibit: B			
CATEGORY	RATE ELEMENTS		Interim	Zone	BCS	USOC	RATES(\$)				Svc Order Submitted Elec per LSR	Svc Order Submitted Manually per LSR	Incremental Charge - Manual Svc Order vs. Electronic-1st	Incremental Charge - Manual Svc Order vs. Electronic-Add'l	Incremental Charge - Manual Svc Order vs. Electronic-Disc 1st	Incremental Charge - Manual Svc Order vs. Electronic-Disc Add'l	
								Nonrecurring		Nonrecurring Disconnect		OSS Rates(\$)					
							Rec	First	Add'l	First	Add'l	SOME C	SOMAN	SOMAN	SOMAN	SOMAN	
		Oper. Call Processing - Fully Automated, per Call - Using Foreign LIDB					0.20										
INWARD OPERATOR SERVICES																	
		Inward Operator Services - Verification, Per Minute					1.15										
		Inward Operator Services - Verification and Emergency Interrupt - Per Minute					1.15										
BRANDING - OPERATOR CALL PROCESSING																	
		Recording of Custom Branded OA Announcement				CBAOS		7,000.00	7,000.00					19.99	19.99	19.99	19.99
		Loading of Custom Branded OA Announcement per shelf/NAV				CBAOL		500.00	500.00					19.99	19.99		
		Unbranding via OLNS for UNEP CLEC															
		Loading of OA per OCN (Regional)						1,200.00	1,200.00								
DIRECTORY ASSISTANCE SERVICES																	
		DIRECTORY ASSISTANCE ACCESS SERVICE															
		Directory Assistance Access Service Calls, Charge Per Call					0.275										
		DIRECTORY ASSISTANCE CALL COMPLETION ACCESS SERVICE (DACC)															
		Directory Assistance Call Completion Access Service (DACC), Per Call Attempt					0.062										
		DIRECTORY TRANSPORT															
DIRECTORY ASSISTANCE SERVICES																	
		DIRECTORY ASSISTANCE DATA BASE SERVICE (DADS)															
		Directory Assistance Data Base Service Charge Per Listing					0.04										
		Directory Assistance Data Base Service, per month				DBSOF	150.00										
BRANDING - DIRECTORY ASSISTANCE																	
		Facility Based CLEC															
		Recording and Provisioning of DA Custom Branded Announcement			AMT	CBADA		6,000.00	6,000.00								
		Loading of Custom Branded Announcement per DRAM Card/Switch			AMT	CBADC		1,170.00	1,170.00								
		UNEP CLEC															
		Recording of DA Custom Branded Announcement						3,000.00	3,000.00								
		Loading of DA Custom Branded Announcement per DRAM Card/Switch per OCN						1,170.00	1,170.00								
		Unbranding via OLNS for UNEP CLEC															
		Loading of DA per OCN (1 OCN per Order)						420.00	420.00								
		Loading of DA per Switch per OCN						16.00	16.00								
SELECTIVE ROUTING																	
		Selective Routing Per Unique Line Class Code Per Request Per Switch				USRCR		229.65	229.65					40.18	9.45		
VIRTUAL COLLOCATION																	
		Virtual Collocation - Application Cost			AMTFS	EAF		2,848.30	2,848.30								
		Virtual Collocation - Cable Installation Cost, per cable			AMTFS	ESPCX		2,750.00	2,750.00								
		Virtual Collocation - Floor Space, per sq. ft.			AMTFS	ESPVX	3.20										
		Virtual Collocation - Power, per breaker amp			AMTFS	ESPAX	3.48										
		Virtual Collocation - Cable Support Structure, per entrance cable			AMTFS	ESPSX	13.35										
					UEANL, UEA, UDN, UDC, UAL, UHL, UCL, UEQ, AMTFS, UDL, UNCVX, UNCDX, UNCNCX	UEAC2	0.09	41.78	39.23	4.75	4.75			19.99	19.99	19.99	19.99
					UEA, UHL, UCL, UDL, AMTFS, UAL, UDN, UNCVX, UNCDX	UEAC4	0.18	41.91	39.25	4.73	4.73			19.99	19.99	19.99	19.99
					AMTFS, UDL12, UDLO3, U1T48, U1T12, U1T03, ULDO3, ULD12, ULD48, UDF	CNC2F	15.99	67.34	48.55					19.99	19.99	19.99	19.99
		Virtual Collocation - 2-Fiber Cross Connects															

UNBUNDLED NETWORK ELEMENTS - North Carolina												Attachment: 2		Exhibit: B		
CATEGORY		RATE ELEMENTS	Interi m	Zone	BCS	USOC	RATES(\$)				Svc Order Submitted Elec per LSR	Svc Order Submitted Manually per LSR	Incremental Charge - Manual Svc Order vs. Electronic- 1st	Incremental Charge - Manual Svc Order vs. Electronic- Add'l	Incremental Charge - Manual Svc Order vs. Electronic- Disc 1st	Incremental Charge - Manual Svc Order vs. Electronic- Disc Add'l
								Nonrecurring		Nonrecurring Disconnect		OSS Rates(\$)				
						Rec	First	Add'l	First	Add'l	SOME C	SOMAN	SOMAN	SOMAN	SOMAN	SOMAN
		Virtual Collocation - 4-Fiber Cross Connects			AMTFS,UDL12, UDLO3, U1T48, U1T12, U1T03, ULDO3, ULD12, ULD48, UDF	CNC4F	28.74	82.35	63.56				19.99	19.99	19.99	19.99
		Virtual collocation - DS1 Cross Connects			USL,ULC,AMTFS, ULR, UXTD1, UNC1X, ULDD1, U1TD1, USLEL, UNLD1	CNC1X	0.97	71.02	51.08							
		Virtual collocation - DS3 Cross Connects			USL,ULC,AMTFS,U E3, U1TD3, UXTS1, UXTD3, UNC3X, UNCSX, ULDD3, U1TS1, ULDS1, UDLSX, UNLD3	CND3X	56.25	151.90	11.83							
		Virtual Collocation - Co-Carrier Cross Connects - Fiber Cable Support Structure, per linear foot			AMTFS	VE1CB	0.0028									
		Virtual Collocation - Co-Carrier Cross Connects - Copper/Coax Cable Support Structure, per linear ft			AMTFS	VE1CD	0.0041									
		Virtual Collocation - Co-Carrier Cross Connects - Fiber Cable Support Structure,per cable			AMTFS	VE1CC		532.72								
		Virtual Collocation - Co-Carrier Cross Connects - Copper/Coax Cable Support Structure, per cable			AMTFS	VE1CE		532.72								
		Virtual collocation - Security Escort - Basic, per half hour			AMTFS	SPTBX		41.00	25.00							
		Virtual collocation - Security Escort - Overtime, per half hour			AMTFS	SPTOX		48.00	30.00							
		Virtual collocation - Security Escort - Premium, per half hour			AMTFS	SPTPX		55.00	35.00							
		Virtual collocation - Maintenance in CO - Basic, per half hour			AMTFS	CTRLX		30.64	30.64							
		Virtual collocation - Maintenance in CO - Overtime, per half hour			AMTFS	SPTOM		35.77	35.77							
		Virtual collocation - Maintenance in CO - Premium per half hour			AMTFS	SPTPM		40.90	40.90							
VIRTUAL COLLOCATION																
		Virtual Collocation - 2-wire Cross Connect, Exchange Port 2- Wire Analog - Res			UEPSR	VE1R2	0.09	41.78	39.23				26.94	12.76		
		Virtual Collocation 2-Wire Cross Connect, Exchange Port 2- Wire Line Side PBX Trunk - Bus			UEPSP	VE1R2	0.09	41.78	39.23				26.94	12.76		
		Virtual Collocation 2-Wire Cross Connect, Exchange Port 2-Wire Voice Grade PBX Trunk - Res			UEPSE	VE1R2	0.09	41.78	39.23				26.94	12.76		
		Virtual Collocation 2-Wire Cross Connect, Exchange Port 2-Wire Analog Bus			UEPSB	VE1R2	0.09	41.78	39.23				26.94	12.76		
		Virtual Collocation 2-Wire Cross Connect, Exchnage Port 2-Wire ISDN			UEPSX	VE1R2	0.09	41.78	39.23				26.94	12.76		
		Virtual Collocation 2-Wire Cross Connect, Exchange Port 2-Wire ISDN			UEPTX	VE1R2	0.09	41.78	39.23				26.94	12.76		
		Virtual Collocation 4-Wire Cross Connect, Exchange Port 4-Wire ISDN DS1			UEPEX	VE1R4	0.18	41.91	39.25				26.94	12.76		
VIRTUAL COLLOCATION																
		Virtual Collocation-2 Wire Cross Connects (Loop) for Line Splitting			UEPSR, UEPSB	VE1LS	0.0287	33.96	32.08	36.72	34.84		19.99	19.99		
AIN SELECTIVE CARRIER ROUTING																
		Regional Service Establishment			SRC	SRCEC		391,788.00					19.99	19.99	19.99	19.99
		End Office Establishment			SRC	SRCEO		320.53	320.53				19.99	19.99	19.99	19.99
		Line/Port NRC, per end user			SRC	SRCLP		2.06	2.06				19.99	19.99	19.99	19.99
		Query NRC, per query			SRC		0.000448									
AIN - BELL SOUTH AIN SMS ACCESS SERVICE																
		AIN SMS Access Service - Service Establishment, Per State, Initial Setup			A1N	CAMSE		294.77	294.77				26.94	26.94		

UNBUNDLED NETWORK ELEMENTS - North Carolina												Attachment: 2		Exhibit: B							
CATEGORY	RATE ELEMENTS					Interim	Zone	BCS	USOC	RATES(\$)		Svc Order Submitted Elec per LSR	Svc Order Submitted Manually per LSR	Incremental Charge - Manual Svc Order vs. Electronic-1st	Incremental Charge - Manual Svc Order vs. Electronic-Add'l	Incremental Charge - Manual Svc Order vs. Electronic-Disc 1st	Incremental Charge - Manual Svc Order vs. Electronic-Disc Add'l				
														OSS Rates(\$)							
									Rec	First	Add'l			First	Add'l	SOME C	SOMAN	SOMAN	SOMAN	SOMAN	SOMAN

UNBUNDLED NETWORK ELEMENTS - North Carolina												Attachment: 2		Exhibit: B			
CATEGORY		RATE ELEMENTS	Interim	Zone	BCS	USOC	RATES(\$)				Svc Order Submitted Elec per LSR	Svc Order Submitted Manually per LSR	Incremental Charge - Manual Svc Order vs. Electronic-1st	Incremental Charge - Manual Svc Order vs. Electronic-Add'l	Incremental Charge - Manual Svc Order vs. Electronic-Disc 1st	Incremental Charge - Manual Svc Order vs. Electronic-Disc Add'l	
								Nonrecurring		Nonrecurring Disconnect		OSS Rates(\$)					
							Rec	First	Add'l	First	Add'l	SOME C	SOMAN	SOMAN	SOMAN	SOMAN	SOMAN
		Voice Grade COCI - DS1 to DS0 Channel System combination - per month			UNCVX	1D1VG	1.27	13.09	9.38					38.07	38.07		
		Nonrecurring Currently Combined Network Elements Switch -As-Is Charge			UNC1X	UNCCC		21.75	21.75	32.28	10.96			38.07	38.07		
4-WIRE VOICE GRADE EXTENDED LOOP WITH DEDICATED DS1 INTEROFFICE TRANSPORT (EEL)																	
		First 4-Wire Analog Voice Grade Loop/DS1 Interoffice Transport Combination - Statewide		sw	UNCVX	UEAL4	27.49	288.47	237.45					38.07	38.07		
		Interoffice Transport - Dedicated - DS1 combination - Per Mile Per Month			UNC1X	1L5XX	0.5753										
		Interoffice Transport - Dedicated - DS1 - Facility Termination Per Month			UNC1X	U1TF1	71.29	217.17	163.75					38.07	38.07		
		Channelization - Channel System DS1 to DS0 combination Per Month			UNC1X	MQ1	146.69	197.78	140.06					38.07	38.07		
		Voice Grade COCI - DS1 to DS0 Channel System combination - per month			UNCVX	1D1VG	1.27	13.09	9.38					38.07	38.07		
		Additional 4-Wire Analog Voice Grade Loop in same DS1 Interoffice Transport Combination - Statewide		sw	UNCVX	UEAL4	27.49	288.47	237.45					38.07	38.07		
		Voice Grade COCI - DS1 to DS0 Channel System combination - per month			UNCVX	1D1VG	1.27	13.09	9.38					38.07	38.07		
		Nonrecurring Currently Combined Network Elements Switch -As-Is Charge			UNC1X	UNCCC		21.75	21.75	32.28	10.96			38.07	38.07		
4-WIRE 56 KBPS EXTENDED DIGITAL LOOP WITH DEDICATED DS1 INTEROFFICE TRANSPORT (EEL)																	
		First 4-Wire 56Kbps Digital Grade Loop/DS1 Interoffice Transport Combination - Statewide		sw	UNCDX	UDL56	37.67	489.04	337.51					38.07	38.07		
		Interoffice Transport - Dedicated - DS1 combination - Per Mile Per Month			UNC1X	1L5XX	0.5753										
		Interoffice Transport - Dedicated - DS1 - combination Facility Termination Per Month			UNC1X	U1TF1	71.29	217.17	163.75					38.07	38.07		
		Channelization - Channel System DS1 to DS0 combination Per Month			UNC1X	MQ1	146.69	197.78	140.06					38.07	38.07		
		OCU-DP COCI (data) - DS1 to DS0 Channel System - per month (2.4-64kbs)			UNCDX	1D1DD	2.00	15.76	11.28					38.07	38.07		
		Additional 4-Wire 56Kbps Digital Grade Loop in same DS1 Interoffice Transport Combination - Statewide		sw	UNCDX	UDL56	37.67	489.04	337.51					38.07	38.07		
		OCU-DP COCI (data) - DS1 to DS0 Channel System - combination per month (2.4-64kbs)			UNCDX	1D1DD	2.00	15.76	11.28					38.07	38.07		
		Nonrecurring Currently Combined Network Elements Switch -As-Is Charge			UNC1X	UNCCC		21.75	21.75	32.28	10.96			38.07	38.07		
4-WIRE 64 KBPS EXTENDED DIGITAL LOOP WITH DEDICATED DS1 INTEROFFICE TRANSPORT (EEL)																	
		First 4-Wire 64Kbps Digital Grade Loop/DS1 Interoffice Transport Combination - Statewide		sw	UNCDX	UDL64	37.67	489.04	337.51					38.07	38.07		
		Interoffice Transport - Dedicated - DS1 combination - Per Mile Per Month			UNC1X	1L5XX	0.5753										
		Interoffice Transport - Dedicated - DS1 combination - Facility Termination Per Month			UNC1X	U1TF1	71.29	217.17	163.75					38.07	38.07		
		Channelization - Channel System DS1 to DS0 combination Per Month			UNC1X	MQ1	146.69	197.78	140.06					38.07	38.07		
		OCU-DP COCI (data) - DS1 to DS0 Channel System combination - per month (2.4-64kbs)			UNCDX	1D1DD	2.00	15.76	11.28					38.07	38.07		
		Additional 4-Wire 64Kbps Digital Grade Loop in same DS1 Interoffice Transport Combination - Statewide		sw	UNCDX	UDL64	37.67	489.04	337.51					38.07	38.07		
		OCU-DP COCI (data) - DS1 to DS0 Channel System combination - per month (2.4-64kbs)			UNCDX	1D1DD	2.00	15.76	11.28					38.07	38.07		
		Nonrecurring Currently Combined Network Elements Switch -As-Is Charge			UNC1X	UNCCC		21.75	21.75	32.28	10.96			38.07	38.07		
4-WIRE DS1 DIGITAL EXTENDED LOOP WITH DEDICATED DS1 INTEROFFICE TRANSPORT (EEL)																	
		4-Wire DS1 Digital Loop in Combination with DS1 Interoffice Transport - Statewide		sw	UNC1X	USLXX	62.78	714.84	421.47					38.07	38.07		

UNBUNDLED NETWORK ELEMENTS - North Carolina												Attachment: 2		Exhibit: B			
CATEGORY	RATE ELEMENTS		Interim	Zone	BCS	USOC	RATES(\$)				Svc Order Submitted Elec per LSR	Svc Order Submitted Manually per LSR	Incremental Charge - Manual Svc Order vs. Electronic-1st	Incremental Charge - Manual Svc Order vs. Electronic-Add'l	Incremental Charge - Manual Svc Order vs. Electronic-Disc 1st	Incremental Charge - Manual Svc Order vs. Electronic-Disc Add'l	
								Nonrecurring		Nonrecurring Disconnect		OSS Rates(\$)					
							Rec	First	Add'l	First	Add'l	SOMEc	SOMAN	SOMAN	SOMAN	SOMAN	SOMAN
		Interoffice Transport - Dedicated - DS1 combination - Per Mile Per Month			UNC1X	1L5XX	0.5753										
		Interoffice Transport - Dedicated - DS1 combination - Facility Termination Per Month			UNC1X	U1TF1	71.29	217.17	163.75					38.07	38.07		
		Nonrecurring Currently Combined Network Elements Switch -As-Is Charge			UNC1X	UNCCC		21.75	21.75	32.28	10.96			38.07	38.07		
4-WIRE DS1 DIGITAL EXTENDED LOOP WITH DEDICATED DS3 INTEROFFICE TRANSPORT (EEL)																	
		First DS1 Loop in DS3 Interoffice Transport Combination - Statewide		sw	UNC1X	USLXX	62.78	714.84	421.47					38.07	38.07		
		Interoffice Transport - Dedicated - DS3 combination - Per Mile Per Month			UNC3X	1L5XX	12.98										
		Interoffice Transport - Dedicated - DS3 - Facility Termination per month			UNC3X	U1TF3	720.38	794.94	579.55					38.07	38.07		
		DS3 to DS1 Channel System combination per month			UNC3X	MQ3	233.10	403.97	234.40					38.07	38.07		
		DS3 Interface Unit (DS1 COCI) combination per month			UNC1X	UC1D1	16.07	13.09	9.38					38.07	38.07		
		Additional DS1 Loop in DS3 Interoffice Transport Combination - Statewide		sw	UNC1X	USLXX	62.78	714.84	421.47					38.07	38.07		
		DS3 Interface Unit (DS1 COCI) combination per month			UNC1X	UC1D1	16.07	13.09	9.38					38.07	38.07		
		Nonrecurring Currently Combined Network Elements Switch -As-Is Charge			UNC3X	UNCCC		21.75	21.75	32.28	10.96			38.07	38.07		
2-WIRE VOICE GRADE EXTENDED LOOP/ 2 WIRE VOICE GRADE INTEROFFICE TRANSPORT (EEL)																	
		2-WireVG Loop used with 2-wire VG Interoffice Transport Combination - Statewide		sw	UNCVX	UEAL2	19.50	142.97	106.56					38.07	38.07		
		Interoffice Transport - Dedicated - 2-wire VG combination - Per Mile Per Month			UNCVX	1L5XX	0.0282										
		Interoffice Transport - Dedicated - 2- Wire Voice Grade combination - Facility Termination per month			UNCVX	U1TV2	18.00	137.48	52.58					38.07	38.07		
		Nonrecurring Currently Combined Network Elements Switch -As-Is Charge			UNCVX	UNCCC		21.75	21.75	32.28	10.96			38.07	38.07		
4-WIRE VOICE GRADE EXTENDED LOOP/ 4 WIRE VOICE GRADE INTEROFFICE TRANSPORT (EEL)																	
		4-WireVG Loop used with 4-wire VG Interoffice Transport Combination - Statewide		sw	UNCVX	UEAL4	27.49	288.47	237.45					38.07	38.07		
		Interoffice Transport - Dedicated - 4-wire VG combination - Per Mile Per Month			UNCVX	1L5XX	0.0282										
		Interoffice Transport - Dedicated - 4- Wire Voice Grade combination - Facility Termination per month			UNCVX	U1TV4	22.16	106.11	65.95					38.07	38.07		
		Nonrecurring Currently Combined Network Elements Switch -As-Is Charge			UNCVX	UNCCC		21.75	21.75	32.28	10.96			38.07	38.07		
DS3 DIGITAL EXTENDED LOOP WITH DEDICATED DS3 INTEROFFICE TRANSPORT (EEL)																	
		High Capacity Unbundled Local Loop - DS3 combination - Per Mile per month			UNC3X	1L5ND	11.12										
		High Capacity Unbundled Local Loop - DS3 combination - Facility Termination per month			UNC3X	UE3PX	404.98	1,071.00	646.12					38.07	38.07		
		Interoffice Transport - Dedicated - DS3 - Per Mile per month			UNC3X	1L5XX	12.98										
		Interoffice Transport - Dedicated - DS3 combination - Facility Termination per month			UNC3X	U1TF3	720.38	794.94	579.55					38.07	38.07		
		Nonrecurring Currently Combined Network Elements Switch -As-Is Charge			UNC3X	UNCCC		21.75	21.75	32.28	10.96			38.07	38.07		
STS1 DIGITAL EXTENDED LOOP WITH DEDICATED STS1 INTEROFFICE TRANSPORT (EEL)																	
		High Capacity Unbundled Local Loop - STS1 combination - Per Mile per month			UNCSX	1L5ND	11.12										
		High Capacity Unbundled Local Loop - STS1 combination - Facility Termination per month			UNCSX	UDLS1	417.70	1,071.00	646.12					38.07	38.07		
		Interoffice Transport - Dedicated - STS1 combination - Per Mile per month			UNCSX	1L5XX	6.14										
		Interoffice Transport - Dedicated - STS1 combination - Facility Termination per month			UNCSX	U1TFS	790.37	794.94	679.55					38.07	38.07		
		Nonrecurring Currently Combined Network Elements Switch -As-Is Charge			UNCSX	UNCCC		21.75	21.75	32.28	10.96			38.07	38.07		

UNBUNDLED NETWORK ELEMENTS - North Carolina												Attachment: 2		Exhibit: B					
CATEGORY		RATE ELEMENTS		Interim	Zone	BCS	USOC	RATES(\$)				Svc Order Submitted Elec per LSR	Svc Order Submitted Manually per LSR	Incremental Charge - Manual Svc Order vs. Electronic-1st	Incremental Charge - Manual Svc Order vs. Electronic-Add'l	Incremental Charge - Manual Svc Order vs. Electronic-Disc 1st	Incremental Charge - Manual Svc Order vs. Electronic-Disc Add'l		
													OSS Rates(\$)						
								Rec	First	Add'l		First	Add'l	SOME C	SOMAN	SOMAN	SOMAN	SOMAN	SOMAN
	2-WIRE ISDN EXTENDED LOOP WITH DS1 INTEROFFICE TRANSPORT (EEL)																		
		First 2-Wire ISDN Loop/DS1 Interoffice Combination Transport - Statewide		sw	UNCNX	U1L2X		24.98	325.91	251.31						38.07	38.07		
		Interoffice Transport - Dedicated - DS1 combination - Per Mile			UNC1X	1L5XX		0.5753											
		Interoffice Transport - Dedicated - DS1 combination - Facility Termination per month			UNC1X	U1TF1		71.29	217.17	163.75						38.07	38.07		
		Channelization - Channel System DS1 to DS0 combination - per month			UNC1X	MQ1		146.69	197.78	140.06						38.07	38.07		
		2-wire ISDN COCI (BRITE) - DS1 to DS0 Channel System combination - per month			UNCNX	UC1CA		3.59	15.76	11.28						38.07	38.07		
		Additional 2-wire ISDN Loop in same DS1 Interoffice Transport Combination - Statewide		sw	UNCNX	U1L2X		24.98	325.91	251.31						38.07	38.07		
		2-wire ISDN COCI (BRITE) - DS1 to DS0 Channel System combination - per month			UNCNX	UC1CA		3.59	15.76	11.28						38.07	38.07		
		Nonrecurring Currently Combined Network Elements Switch - As-Is Charge			UNC1X	UNCCC			21.75	21.75		32.28	10.96			38.07	38.07		
	4-WIRE DS1 DIGITAL EXTENDED LOOP WITH DEDICATED STS-1 INTEROFFICE TRANSPORT (EEL)																		
		First DS1 Loop in STS1 Interoffice Transport Combination - Statewide		sw	UNCIX	USLXX		62.78	714.84	421.47						38.07	38.07		
		Interoffice Transport - Dedicated - STS1 combination - Per Mile Per Month			UNCSX	1L5XX		6.14											
		Interoffice Transport - Dedicated - STS1 combination - Facility Termination			UNCSX	U1TFS		790.37	794.94	679.55						38.07	38.07		
		STS1 to DS1 Channel System combination per month			UNCSX	MQ3		233.10	403.90	234.40						38.07	38.07		
		DS3 Interface Unit (DS1 COCI) combination per month			UNC1X	UC1D1		16.07	13.09	9.38						38.07	38.07		
		Additional DS1 Loop in STS1 Interoffice Transport Combination - Statewide		sw	UNC1X	USLXX		62.78	714.84	421.47						38.07	38.07		
		DS3 Interface Unit (DS1 COCI) combination per month			UNC1X	UC1D1		16.07	13.09	9.38						38.07	38.07		
		Nonrecurring Currently Combined Network Elements Switch - As-Is Charge			UNCSX	UNCCC			21.75	21.75		32.28	10.96			38.07	38.07		
	4-WIRE 56 KBPS DIGITAL EXTENDED LOOP WITH 56 KBPS INTEROFFICE TRANSPORT (EEL)																		
		4-wire 56 kbps Loop/4-wire 56 kbps Interoffice Transport Combination - Statewide		sw	UNCDX	UDL56		37.67	489.04	337.51						38.07	38.07		
		Interoffice Transport - Dedicated - 4-wire 56 kbps combination - Per Mile			UNCDX	1L5XX		0.0282											
		Interoffice Transport - Dedicated - 4-wire 56 kbps combination - Facility Termination			UNCDX	U1TD5		17.40	137.48	52.58						38.07	38.07		
		Nonrecurring Currently Combined Network Elements Switch - As-Is Charge			UNCDX	UNCCC			21.75	21.75		32.28	10.96			38.07	38.07		
	4-WIRE 64 KBPS DIGITAL EXTENDED LOOP WITH 64 KBPS INTEROFFICE TRANSPORT (EEL)																		
		4-wire 64 kbps Loop/4-wire 64 kbps Interoffice Transport Combination - Statewide		sw	UNCDX	UDL64		37.67	489.04	337.51						38.07	38.07		
		Interoffice Transport - Dedicated - 4-wire 64 kbps combination - Per Mile			UNCDX	1L5XX		0.0282											
		Interoffice Transport - Dedicated - 4-wire 64 kbps combination - Facility Termination			UNCDX	U1TD6		17.40	137.48	52.58						38.07	38.07		
		Nonrecurring Currently Combined Network Elements Switch - As-Is Charge			UNCDX	UNCCC			21.75	21.75		32.28	10.96			38.07	38.07		
ADDITIONAL NETWORK ELEMENTS																			
When used as a part of a currently combined facility, the non-recurring charges do not apply, but a Switch As-Is charge does apply.																			
When used as ordinarily combined network elements in Georgia, the non-recurring charges apply and the Switch As-Is Charge does not.																			
Node (SynchroNet)																			
Nonrecurring Currently Combined Network Elements "Switch As-Is" Charge (One applies to each combination)																			
		Nonrecurring Currently Combined Network Elements Switch - As-Is Charge - 2 wire/4-Wire VG			UNCVX	UNCCC		21.75	21.75	32.28	10.96					38.07	38.07		
		Nonrecurring Currently Combined Network Elements Switch - As-Is Charge - 56/64 kbps			UNCDX	UNCCC		21.75	21.75	32.28	10.96					38.07	38.07		
		Nonrecurring Currently Combined Network Elements Switch - As-Is Charge - DS1			UNC1X	UNCCC		21.75	21.75	32.28	10.96					38.07	38.07		

UNBUNDLED NETWORK ELEMENTS - North Carolina												Attachment: 2		Exhibit: B				
CATEGORY	RATE ELEMENTS				Interim	Zone	BCS	USOC	RATES(\$)		Svc Order Submitted Elec per LSR	Svc Order Submitted Manually per LSR	Incremental Charge - Manual Svc Order vs. Electronic-1st	Incremental Charge - Manual Svc Order vs. Electronic-Add'l	Incremental Charge - Manual Svc Order vs. Electronic-Disc 1st	Incremental Charge - Manual Svc Order vs. Electronic-Disc Add'l		
													OSS Rates(\$)					
								Rec	First	Add'l	First	Add'l	SOME C	SOMAN	SOMAN	SOMAN	SOMAN	SOMAN
																		</

UNBUNDLED NETWORK ELEMENTS - North Carolina											Attachment: 2		Exhibit: B				
CATEGORY	RATE ELEMENTS				Interim	Zone	BCS	USOC	RATES(\$)			Svc Order Submitted Elec per LSR	Svc Order Submitted Manually per LSR	Incremental Charge - Manual Svc Order vs. Electronic-1st	Incremental Charge - Manual Svc Order vs. Electronic-Add'l	Incremental Charge - Manual Svc Order vs. Electronic-Disc 1st	Incremental Charge - Manual Svc Order vs. Electronic-Disc Add'l

UNBUNDLED NETWORK ELEMENTS - North Carolina

CATEGORY		RATE ELEMENTS	Interim	Zone	BCS	USOC	RATES(\$)				Svc Order Submitted Elec per LSR	Svc Order Submitted Manually per LSR	Incremental Charge - Manual Svc Order vs. Electronic-1st	Incremental Charge - Manual Svc Order vs. Electronic-Add'l	Incremental Charge - Manual Svc Order vs. Electronic-Disc 1st	Incremental Charge - Manual Svc Order vs. Electronic-Disc Add'l
								Nonrecurring		Nonrecurring Disconnect		OSS Rates(\$)				
							Rec	First	Add'l	First	Add'l	SOME C	SOMAN	SOMAN	SOMAN	SOMAN
		2-Wire voice unbundled port with Caller + E484 ID - bus			UEPBX	UEPBC	2.28	90.00	90.00					40.18	9.45	
		2-Wire voice unbundled port outgoing only - bus			UEPBX	UEPBO	2.28	90.00	90.00					40.18	9.45	
		2-Wire voice unbundled incoming only port with Caller ID - Bus			UEPBX	UEPB1	2.28	90.00	90.00					40.18	9.45	
		LOCAL NUMBER PORTABILITY														
		Local Number Portability (1 per port)			UEPBX	LNPCX	0.35									
		FEATURES														
		All Features Offered			UEPBX	UEPVF	3.40	0.00	0.00					40.18	9.45	
		NONRECURRING CHARGES (NRCs) - CURRENTLY COMBINED														
		2-Wire Voice Grade Loop / Line Port Combination - Conversion - Switch-as-is			UEPBX	USAC2		2.77	0.40					40.18	9.45	
		2-Wire Voice Grade Loop / Line Port Combination - Conversion - Switch with change			UEPBX	USACC		2.77	0.40					40.18	9.45	
		2-Wire Voice Grade Loop / Line Port Combination - Conversion - Subsequent Database Update						1.42						10.27		
		ADDITIONAL NRCs														
		2-Wire Voice Grade Loop/Line Port Combination - Subsequent Activity			UEPBX	USAS2		0.00	0.00					40.18	9.45	
		2-WIRE VOICE GRADE LOOP WITH 2-WIRE LINE PORT (RES - PBX)														
		UNE Port/Loop Combination Rates														
		2-Wire VG Loop/Port Combo - Statewide		sw			16.46									
		UNE Loop Rates														
		2-Wire Voice Grade Loop (SL 1) - Statewide		sw	UEPRG	UEPLX	14.18									
		2-Wire Voice Grade Line Port Rates (RES - PBX)														
		2-Wire VG Unbundled Combination 2-Way PBX Trunk Port - Res			UEPRG	UEPRD	2.28	90.00	90.00					40.18	9.45	
		LOCAL NUMBER PORTABILITY														
		Local Number Portability (1 per port)			UEPRG	LNPCP	3.15	0.00	0.00							
		FEATURES														
		All Features Offered			UEPRG	UEPVF	3.40	0.00	0.00					40.18	9.45	
		NONRECURRING CHARGES (NRCs) - CURRENTLY COMBINED														
		2-Wire Voice Grade Loop/ Line Port Combination (PBX) - Conversion - Switch-As-Is			UEPRG	USAC2		2.77	0.40					40.18	9.45	
		2-Wire Voice Grade Loop/ Line Port Combination (PBX) - Conversion - Switch with Change			UEPRG	USACC		2.77	0.40					40.18	9.45	
		2-Wire Voice Grade Loop / Line Port Combination - Conversion - Subsequent Database Update						1.42						10.27		
		ADDITIONAL NRCs														
		2-Wire Voice Grade Loop/ Line Port Combination (PBX) - Subsequent Activity			UEPRG	USAS2	0.00	0.00	0.00					40.18	9.45	
		PBX Subsequent Activity - Change/Rearrange Multiline Hunt Group						14.64	14.64					40.18	9.45	
		2-WIRE VOICE GRADE LOOP WITH 2-WIRE LINE PORT (BUS - PBX)														
		UNE Port/Loop Combination Rates														
		2-Wire VG Loop/Port Combo - Statewide		sw			16.46									
		UNE Loop Rates														
		2-Wire Voice Grade Loop (SL 1) - Statewide		sw	UEPPX	UEPLX	14.18									
		2-Wire Voice Grade Line Port Rates (BUS - PBX)														
		Line Side Unbundled Combination 2-Way PBX Trunk Port - Bus			UEPPX	UEPPC	2.28	90.00	90.00					40.18	9.45	
		Line Side Unbundled Outward PBX Trunk Port - Bus			UEPPX	UEPPO	2.28	90.00	90.00					40.18	9.45	
		Line Side Unbundled Incoming PBX Trunk Port - Bus			UEPPX	UEPP1	2.28	90.00	90.00					40.18	9.45	
		2-Wire Voice Unbundled PBX LD Terminal Ports			UEPPX	UEPLD	2.28	90.00	90.00					40.18	9.45	
		2-Wire Voice Unbundled 2-Way Combination PBX Usage Port			UEPPX	UEPXA	2.28	90.00	90.00					40.18	9.45	
		2-Wire Voice Unbundled PBX Toll Terminal Hotel Ports			UEPPX	UEPXB	2.28	90.00	90.00					40.18	9.45	
		2-Wire Voice Unbundled PBX LD DDD Terminals Port			UEPPX	UEPXC	2.28	90.00	90.00					40.18	9.45	
		2-Wire Voice Unbundled PBX LD Terminal Switchboard Port			UEPPX	UEPXD	2.28	90.00	90.00					40.18	9.45	
		2-Wire Voice Unbundled PBX LD Terminal Switchboard IDD Capable Port			UEPPX	UEPXE	2.28	90.00	90.00					40.18	9.45	

UNBUNDLED NETWORK ELEMENTS - North Carolina

CATEGORY		RATE ELEMENTS	Interi m	Zone	BCS	USOC	RATES(\$)				Svc Order Submitted Elec per LSR	Svc Order Submitted Manually per LSR	Incremental Charge - Manual Svc Order vs. Electronic- 1st	Incremental Charge - Manual Svc Order vs. Electronic- Add'l	Incremental Charge - Manual Svc Order vs. Electronic- Disc 1st	Incremental Charge - Manual Svc Order vs. Electronic- Disc Add'l
								Nonrecurring		Nonrecurring Disconnect		OSS Rates(\$)				
							Rec	First	Add'l	First	Add'l	SOME C	SOMAN	SOMAN	SOMAN	SOMAN
		2-Wire Voice Unbundled 2-Way PBX Hotel/Hospital Economy Administrative Calling Port			UEPPX	UEPXL	2.28	90.00	90.00					40.18	9.45	
		2-Wire Voice Unbundled 2-Way PBX Hotel/Hospital Economy Room Calling Port			UEPPX	UEPXM	2.28	90.00	90.00					40.18	9.45	
		2-Wire Voice Unbundled 1-Way Outgoing PBX Hotel/Hospital Discount Room Calling Port			UEPPX	UEPXO	2.28	90.00	90.00					40.18	9.45	
		2-Wire Voice Unbundled 1-Way Outgoing PBX Measured Port			UEPPX	UEPXS	2.28	90.00	90.00					40.18	9.45	
		LOCAL NUMBER PORTABILITY														
		Local Number Portability (1 per port)			UEPPX	LNPCP	3.15	0.00	0.00					40.18	9.45	
		FEATURES														
		All Features Offered			UEPPX	UEPVF	3.40	0.00	0.00					40.18	9.45	
		NONRECURRING CHARGES (NRCs) - CURRENTLY COMBINED														
		2-Wire Voice Grade Loop/ Line Port Combination (PBX) - Conversion - Switch-As-Is			UEPPX	USAC2		2.77	0.40					40.18	9.45	
		2-Wire Voice Grade Loop/ Line Port Combination (PBX) - Conversion - Switch with Change			UEPPX	USACC		2.77	0.40					40.18	9.45	
		2-Wire Voice Grade Loop / Line Port Combination - Conversion - Subsequent Database Update						1.42						10.27		
		ADDITIONAL NRCs														
		2-Wire Voice Grade Loop/ Line Port Combination (PBX) - Subsequent Activity			UEPPX	USAS2	0.00	0.00	0.00					40.18	9.45	
		PBX Subsequent Activity - Change/Rearrange Multiline Hunt Group						14.64	14.64					40.18	9.45	
		2-WIRE VOICE GRADE LOOP WITH 2-WIRE ANALOG LINE COIN PORT														
		UNE Port/Loop Combination Rates														
		2-Wire VG Coin Port/Loop Combo – Statewide		sw			16.80									
		UNE Loop Rates														
		2-Wire Voice Grade Loop (SL1) - Statewide		sw	UEPCO	UEPLX	14.18									
		2-Wire Voice Grade Line Ports (COIN)														
		2-Wire Coin 2-Way without Operator Screening and without Blocking (NC)			UEPCO	UEPND	2.62	90.00	90.00					40.18	9.45	
		2-Wire Coin 2-Way with Operator Screening (NC)			UEPCO	UEPNC	2.62	90.00	90.00					40.18	9.45	
		2-Wire Coin 2-Way with Operator Screening and Blocking: 011, 900/976, 1+DDD (NC, TN)			UEPCO	UEPRP	2.62	90.00	90.00					40.18	9.45	
		2-Wire Coin 2-Way with Operator Screening and 011 Blocking (NC)			UEPCO	UEPNB	2.62	90.00	90.00					40.18	9.45	
		2-Wire Coin 2-Way with Operator Screening: 900 Blocking: 900/976, 1+DDD, 011+, and Local (NC, TN)			UEPCO	UEPCA	2.62	90.00	90.00					40.18	9.45	
		2-Wire Coin Outward with Operator Screening and 011 Blocking (NC)			UEPCO	UEPNE	2.62	90.00	90.00					40.18	9.45	
		2-Wire Coin Outward with Operator Screening and Blocking: 900/976, 1+DDD, 011+, and Local (NC)			UEPCO	UEPCL	2.62	90.00	90.00					40.18	9.45	
		2-Wire 2-Way Smartline with 900/976 (all states except LA)			UEPCO	UEPCK	2.62	90.00	90.00					40.18	9.45	
		2-Wire Coin Outward Smartline with 900/976 (all states except LA)			UEPCO	UEPCR	2.62	90.00	90.00					40.18	9.45	
		ADDITIONAL UNE COIN PORT/LOOP (RC)														
		UNE Coin Port/Loop Combo Usage (Flat Rate)			UEPCO	URECU	3.70	90.00	90.00					40.18	9.45	
		LOCAL NUMBER PORTABILITY														
		Local Number Portability (1 per port)			UEPCO	LNPCX	0.35									
		NONRECURRING CHARGES - CURRENTLY COMBINED														
		2-Wire Voice Grade Loop / Line Port Combination - Conversion - Switch-as-is			UEPCO	USAC2		2.77	0.40					40.18	9.45	
		2-Wire Voice Grade Loop / Line Port Combination - Conversion - Switch with change			UEPCO	USACC		2.77	0.40					40.18	9.45	
		ADDITIONAL NRCs														
		2-Wire Voice Grade Loop/Line Port Combination - Subsequent Activity			UEPCO	USAS2		0.00	0.00					40.18	9.45	
		UNBUNDLED REMOTE CALL FORWARDING - RES														
		UNBUNDLED REMOTE CALL FORWARDING - Bus														

UNBUNDLED NETWORK ELEMENTS - North Carolina												Attachment: 2		Exhibit: B		
CATEGORY	RATE ELEMENTS		Interim	Zone	BCS	USOC	RATES(\$)				Svc Order Submitted Elec per LSR	Svc Order Submitted Manually per LSR	Incremental Charge - Manual Svc Order vs. Electronic-1st	Incremental Charge - Manual Svc Order vs. Electronic-Add'l	Incremental Charge - Manual Svc Order vs. Electronic-Disc 1st	Incremental Charge - Manual Svc Order vs. Electronic-Disc Add'l
							Rec	First	Add'l	First	Add'l	SOME C	SOMAN	SOMAN	SOMAN	SOMAN
		Unbundled Remote Call Forwarding, InterState/Intra LATA-Bus			UEPVB	UEPVJ	2.19	21.60	21.60					26.94	12.76	
UNBUNDLED PORT/LOOP COMBINATIONS - COST BASED RATES																
		2-WIRE VOICE GRADE LOOP- BUS ONLY - WITH 2-WIRE DID TRUNK PORT														
		UNE Port/Loop Combination Rates														
		2-Wire VG Loop/2-Wire DID Trunk Port Combo - Statewide		sw			31.07									
		UNE Loop Rates														
		2-Wire Analog Voice Grade Loop - (SL2) - Statewide		sw			19.50	142.97	106.56				40.18	9.45		
		UNE Port Rate														
		Exchange Ports - 2-Wire DID Port			UEPPX	UEPD1	12.36	485.00	75.00				40.18	9.45		
NONRECURRING CHARGES - CURRENTLY COMBINED																
		2-Wire Voice Grade Loop / 2-Wire DID Trunk Port Combination - Switch-as-is			UEPPX	USAC1		13.26	8.39				40.18	9.45		
		2-Wire Voice Grade Loop / 2-Wire DID Trunk Port Conversion with BellSouth Allowable Changes			UEPPX	USA1C		13.26	8.39				40.71	9.45		
ADDITIONAL NRCs																
		2-Wire DID Subsequent Activity - Add Trunks, Per Trunk			UEPPX	USAS1		53.49					40.18	9.45		
Telephone Number/Trunk Group Establishment Charges																
		DID Trunk Termination (One Per Port)			UEPPX	NDT	0.00	0.00	0.00							
		DID Numbers, Establish Trunk Group and Provide First Group of 20 DID Numbers			UEPPX	NDZ	0.00	0.00	0.00							
		Additional DID Numbers for each Group of 20 DID Numbers			UEPPX	ND4	0.00	0.00	0.00							
		DID Numbers, Non- consecutive DID Numbers , Per Number			UEPPX	ND5	0.00	0.00	0.00							
		Reserve Non-Consecutive DID numbers			UEPPX	ND6	0.00	0.00	0.00							
		Reserve DID Numbers			UEPPX	NDV	0.00	0.00	0.00							
LOCAL NUMBER PORTABILITY																
		Local Number Portability (1 per port)			UEPPX	LNPCP	3.15	0.00	0.00							
2-WIRE ISDN DIGITAL GRADE LOOP WITH 2-WIRE ISDN DIGITAL LINE SIDE PORT																
		UNE Port/Loop Combination Rates														
		2W ISDN Digital Grade Loop/2W ISDN Digital Line Side Port - Statewide		sw	UEPPB	UEPPR	44.49									
		UNE Loop Rates														
		2-Wire ISDN Digital Grade Loop - Statewide		sw	UEPPB	UEPPR	USL2X	20.12	325.91	251.31			19.99	19.99		
		UNE Port Rate														
		Exchange Port - 2-Wire ISDN Line Side Port			UEPPB	UEPPR	UEPPB	24.37	525.00	400.00			19.99	19.99		
NONRECURRING CHARGES - CURRENTLY COMBINED																
		2-Wire ISDN Digital Grade Loop / 2-Wire ISDN Line Side Port Combination - Conversion			UEPPB	UEPPR	USACB	0.00	174.35	174.35			19.99	19.99		
ADDITIONAL NRCs																
LOCAL NUMBER PORTABILITY																
		Local Number Portability (1 per port)			UEPPB	UEPPR	LNPCX	0.35	0.00	0.00						
B-CHANNEL USER PROFILE ACCESS:																
		CVS/CSD (DMS/5ESS)			UEPPB	UEPPR	U1UCA	0.00	0.00	0.00						
		CVS (EWSD)			UEPPB	UEPPR	U1UCB	0.00	0.00	0.00						
		CSD			UEPPB	UEPPR	U1UCC	0.00	0.00	0.00						
B-CHANNEL AREA PLUS USER PROFILE ACCESS: (AL,KY,LA,MS SC,MS, & TN)																
USER TERMINAL PROFILE																
		User Terminal Profile (EWSD only)			UEPPB	UEPPR	U1UMA	0.00	0.00	0.00						
VERTICAL FEATURES																
		All Vertical Features - One per Channel B User Profile			UEPPB	UEPPR	UEPVF	3.40	0.00	0.00			19.99	19.99		
INTEROFFICE CHANNEL MILEAGE																
		Interoffice Channel mileage each, including first mile and facilities termination			UEPPB	UEPPR	M1GNC	17.42	137.48	52.58			19.99	19.99		
		Interoffice Channel mileage each, additional mile			UEPPB	UEPPR	M1GNM	0.0282	0.00	0.00		0.00				
4-WIRE DS1 DIGITAL LOOP WITH 4-WIRE ISDN DS1 DIGITAL TRUNK PORT																
		UNE Port/Loop Combination Rates														
		4W DS1 Digital Loop/4W ISDN DS1 Digital Trunk Port - Statewide		sw	UEPPP		241.72									
		UNE Loop Rates														

UNBUNDLED NETWORK ELEMENTS - North Carolina												Attachment: 2		Exhibit: B			
CATEGORY	RATE ELEMENTS		Interim	Zone	BCS	USOC	RATES(\$)			Svc Order Submitted Elec per LSR	Svc Order Submitted Manually per LSR	Incremental Charge - Manual Svc Order vs. Electronic-1st	Incremental Charge - Manual Svc Order vs. Electronic-Add'l	Incremental Charge - Manual Svc Order vs. Electronic-Disc 1st	Incremental Charge - Manual Svc Order vs. Electronic-Disc Add'l		
								Nonrecurring		Nonrecurring Disconnect		OSS Rates(\$)					
							Rec	First	Add'l	First	Add'l	SOME C	SOMAN	SOMAN	SOMAN	SOMAN	SOMAN
		4-Wire DS1 Digital Loop - UNE Zone 3		3	UEPPP	USL4P											
		UNE Port Rate															
		Exchange Ports - 4-Wire ISDN DS1 Port			UEPPP	UEPPP	179.01	1,150.00	1,150.00					19.99	19.99		
		NONRECURRING CHARGES - CURRENTLY COMBINED															
		4-Wire DS1 Digital Loop / 4-Wire ISDN DS1 Digital Trunk Port Combination - Conversion - Switch-as-is			UEPPP	USACP	0.00	481.51	481.51					19.99	19.99		
		ADDITIONAL NRCs															
		4-Wire DS1 Loop / 4-Wire ISDN DS1 Digital Trunk Port - Subsequent Inward/2-Way Tel Nos - (NC Only)			UEPPP	PR7TG		1.17	1.17					19.99	19.99		
		4-Wire DS1 Loop/4-Wire ISDN Digital Trunk Port - Subsequent Activity Outward tel nos. (NC only)			UEPPP	PR7TP		28.17	28.17					19.99	19.99		
		4-Wire DS1 Loop / 4-Wire ISDN DS1 Digital Trk Port - Subsequent Inward Tel Nos Above Std Allowance			UEPPP	PR7ZT		56.33	56.33					19.99	19.99		
		LOCAL NUMBER PORTABILITY															
		Local Number Portability (1 per port)			UEPPP	LNPCN	1.75										
		INTERFACE (Provisioning Only)															
		Voice/Data			UEPPP	PR71V	0.00	0.00	0.00								
		Digital Data			UEPPP	PR71D	0.00	0.00	0.00								
		Inward Data			UEPPP	PR71E	0.00	0.00	0.00								
		New or Additional "B" Channel															
		New or Additional - Voice/Data B Channel			UEPPP	PR7BV	0.00	36.92						19.99	19.99		
		New or Additional - Digital Data B Channel			UEPPP	PR7BF	0.00	36.92						19.99	19.99		
		New or Additional Inward Data B Channel			UEPPP	PR7BD	0.00	36.92						19.99	19.99		
		CALL TYPES															
		Inward			UEPPP	PR7C1	0.00	0.00	0.00								
		Outward			UEPPP	PR7C0	0.00	0.00	0.00								
		Two-way			UEPPP	PR7CC	0.00	0.00	0.00								
		Interoffice Channel Mileage															
		Fixed Each Including First Mile			UEPPP	1LN1A	71.3683	217.17	163.75	0.00				19.99	19.99		
		Each Airline-Fractional Additional Mile			UEPPP	1LN1B	0.0783										
		4-WIRE DS1 DIGITAL LOOP WITH 4-WIRE DDITS TRUNK PORT															
		UNE Port/Loop Combination Rates															
		4W DS1 Digital Loop/4W DDITS Trunk Port - Statewide		sw	UEPDC		186.23							19.99	19.99		
		UNE Loop Rates															
		4-Wire DS1 Digital Loop - Statewide		sw	UEPDC	USLDC	62.71	714.84	482.62					19.99	19.99		
		UNE Port Rate															
		4-Wire DDITS Digital Trunk Port			UEPDC	UDD1T	123.65							19.99	19.99		
		NONRECURRING CHARGES - CURRENTLY COMBINED															
		4-Wire DS1 Digital Loop / 4-Wire DDITS Trunk Port Combination - Switch-as-is			UEPDC	USAC4		288.86	133.87					19.99	19.99		
		4-Wire DS1 Digital Loop / 4-Wire DDITS Trunk Port Combination - Conversion with DS1 Changes			UEPDC	USAWA		288.86	133.37					19.99	19.99		
		4-Wire DS1 Digital Loop / 4-Wire DDITS Trunk Port Combination - Conversion with Change - Trunk			UEPDC	USAWB		288.86	133.37					19.99	19.99		
		ADDITIONAL NRCs															
		4-Wire DS1 Loop / 4-Wire DDITS Trunk Port - Subsequent Service Activity Per Service Order			UEPDC	USAS4		127.63	127.63								
		4-Wire DS1 Loop / 4-Wire DDITS Trunk Port - NRC - Subsequent Channel Activation/Chan - 2-Way Trunk			UEPDC	UDTTA		28.81	28.81					19.99	19.99		
		4-Wire DS1 Loop / 4-Wire DDITS Trunk Port - Subsequent Channel Activation/Chan - 1-Way Outward Trunk			UEPDC	UDTTB		28.81	28.81					19.99	19.99		
		4-Wire DS1 Loop / 4-Wire DDITS Trunk Port - Subsqnt Channel Activation/Chan - Inward Trunk w/out DID			UEPDC	UDTTC		28.81	28.81					19.99	19.99		
		4-Wire DS1 Loop / 4-Wire DDITS Trunk Port - Subsqnt Chan Activation Per Chan - Inward Trunk with DID			UEPDC	UDTTD		28.81	28.81					19.99	19.99		
		4-Wire DS1 Loop / 4-Wire DDITS Trunk Port - Subsqnt Chan Activation / Chan - 2-Way DID w User Trans			UEPDC	UDTTE		28.81	28.81					19.99	19.99		
		BIPOLAR 8 ZERO SUBSTITUTION															
		B8ZS - Superframe Format			UEPDC	CCOSF		0.00	615.00					19.99	19.99		

UNBUNDLED NETWORK ELEMENTS - North Carolina												Attachment: 2		Exhibit: B	
CATEGORY	RATE ELEMENTS	Interim	Zone	BCS	USOC	RATES(\$)			Svc Order Submitted Elec per LSR	Svc Order Submitted Manually per LSR	Incremental Charge - Manual Svc Order vs. Electronic-1st	Incremental Charge - Manual Svc Order vs. Electronic-Add'l	Incremental Charge - Manual Svc Order vs. Electronic-Disc 1st	Incremental Charge - Manual Svc Order vs. Electronic-Disc Add'l	
						Rec	Nonrecurring		Nonrecurring Disconnect		OSS Rates(\$)				
							First	Add'l	First	Add'l	SOME C	SOMAN	SOMAN	SOMAN	SOMAN
	B8ZS - Extended Superframe Format			UEPDC	CCOEF		0.00	615.00					19.99	19.99	
	Alternate Mark Inversion														
	AMI - Superframe Format			UEPDC	MCOSF		0.00	0.00							
	AMI - Extended SuperFrame Format			UEPDC	MCOPO		0.00	0.00							
	Telephone Number/Trunk Group Establishment Charges														
	Telephone Number for 2-Way Trunk Group			UEPDC	UDTGX	0.00							19.99	19.99	
	Telephone Number for 1-Way Outward Trunk Group			UEPDC	UDTGY	0.00							19.99	19.99	
	Telephone Number for 1-Way Inward Trunk Group Without DID			UEPDC	UDTGZ	0.00							19.99	19.99	
	DID Numbers, Establish Trunk Group and Provide First Group of 20 DID Numbers			UEPDC	NDZ	0.00	0.00	0.00							
	DID Numbers for each Group of 20 DID Numbers			UEPDC	ND4	0.00									
	DID Numbers, Non- consecutive DID Numbers , Per Number			UEPDC	ND5	0.00									
	Reserve Non-Consecutive DID Nos			UEPDC	ND6	0.00	0.00	0.00							
	Reserve DID Numbers			UEPDC	NDV	0.00	0.00	0.00							
	Dedicated DS1 (Interoffice Channel Mileage) - FX/FCO for 4-Wire DS1 Digital Loop with 4-Wire DDITS Trunk Port														
	Interoffice Channel Mileage - Fixed rate 0-8 miles (Facilities Termination)			UEPDC	1LNO1	71.29	217.17	163.75	0.00	0.00			19.99	19.99	
	Interoffice Channel Mileage - Additional rate per mile - 0-8 miles			UEPDC	1LNOA	0.0783	0.00	0.00							
	Interoffice Channel Mileage - Fixed rate 9-25 miles (Facilities Termination)			UEPDC	1LNO2	0.00	0.00	0.00							
	Interoffice Channel Mileage - Additional rate per mile - 9-25 miles			UEPDC	1LNOB	0.0783	0.00	0.00							
	Interoffice Channel Mileage - Fixed rate 25+ miles (Facilities Termination)			UEPDC	1LNO3	0.00	0.00	0.00	0.00						
	Interoffice Channel Mileage - Additional rate per mile - 25+ miles			UEPDC	1LNOC	0.0783	0.00	0.00							
	Local Number Portability, per DS0 Activated			UEPDC	LNPCP	3.15	0.00	0.00	0.00						
	Central Office Terminating Point			UEPDC	CTG	0.00									
	4-WIRE DS1 LOOP WITH CHANNELIZATION WITH PORT														
	System is 1 DS1 Loop, 1 D4 Channel Bank, and up to 24 Feature Activations														
	Each System can have up to 24 combinations of rates depending on type and number of ports used														
	UNE DS1 Loop														
	4-wire DS1 Loop UNE - Statewide		sw	UEPMG	USLDC	62.71							19.99		
	UNE DSO Channelization Capacities (D4 Channel Bank Configurations)														
	24 DSO Channel Capacity - 1 per DS1			UEPMG	VUM24	123.06	0.00	0.00					19.99	19.99	
	48 DSO Channel Capacity - 1 per 2 DS1s			UEPMG	VUM48	246.12	0.00	0.00					19.99	19.99	
	96 DSO Channel Capacity -1per 4 DS1s			UEPMG	VUM96	492.24	0.00	0.00					19.99	19.99	
	144 DSO Channel Capacity - 1 per 6 DS1s			UEPMG	VUM14	738.36	0.00	0.00					19.99	19.99	
	192 DSO Channel Capacity -1 per 8 DS1s			UEPMG	VUM19	984.48	0.00	0.00					19.99	19.99	
	240 DSO Channel Capacity - 1 per 10 DS1s			UEPMG	VUM20	1,230.60	0.00	0.00					19.99	19.99	
	288 DSO Channel Capacity - 1 per 12 DS1s			UEPMG	VUM28	1,476.72	0.00	0.00					19.99	19.99	
	384 DSO Channel Capacity - 1 per 16 DS1s			UEPMG	VUM38	1,968.96	0.00	0.00					19.99	19.99	
	480 DSO Channel Capacity - 1 per 20 DS1s			UEPMG	VUM40	2,461.20	0.00	0.00					19.99	19.99	
	576 DSO Channel Capacity -1 per 24 DS1s			UEPMG	VUM57	2,953.44	0.00	0.00					19.99	19.99	
	672 DSO Channel Capacity - 1 per 28 DS1s			UEPMG	VUM67	3,445.68	0.00	0.00					19.99	19.99	
	Non-Recurring Charges (NRC) Associated with 4-Wire DS1 Loop with Channelization with Port - Conversion Charge Based on a System														
	A Minimum System configuration is One (1) DS1, One (1) D4 Channel Bank, and Up To 24 DSO Ports with Feature Activations.														
	Multiples of this configuration functioning as one are considered Add'l after the minimum system configuration is counted.														
	NRC - Conversion (Currently Combined) with or without BellSouth Allowed Changes			UEPMG	USAC4	0.00	330.61	16.64					19.99	19.99	
	System Additions at End User Locations Where 4-Wire DS1 Loop with Channelization with Port Combination Currently Exists and New (Not Currently Combined) in GA, KY, LA, MS & TN Only														
	1 DS1/D4 Channel Bank - Add NRC for each Port and Assoc Fea Activation - New GA, LA, KY, MS, &TN Only			UEPMG	VUMD4	0.00	743.74	326.22	149.02	17.68			19.99		
	Bipolar 8 Zero Substitution														
	Clear Channel Capability Format, superframe - Subsequent Activity Only			UEPMG	CCOSF	0.00	0.00	615.00							

UNBUNDLED NETWORK ELEMENTS - North Carolina												Attachment: 2		Exhibit: B		
CATEGORY	RATE ELEMENTS	Interim	Zone	BCS	USOC	RATES(\$)				Svc Order Submitted Elec per LSR	Svc Order Submitted Manually per LSR	Incremental Charge - Manual Svc Order vs. Electronic-1st	Incremental Charge - Manual Svc Order vs. Electronic-Add'l	Incremental Charge - Manual Svc Order vs. Electronic-Disc 1st	Incremental Charge - Manual Svc Order vs. Electronic-Disc Add'l	
						Rec	Nonrecurring		Nonrecurring Disconnect		OSS Rates(\$)					
							First	Add'l	First	Add'l	SOMEC	SOMAN	SOMAN	SOMAN	SOMAN	SOMAN
	Clear Channel Capability Format - Extended Superframe - Subsequent Activity Only			UEPMG	CCOEF	0.00	0.00	615.00								
	Alternate Mark Inversion (AMI)															
	Superframe Format			UEPMG	MCOSF	0.00	0.00	0.00								
	Extended Superframe Format			UEPMG	MCOPO	0.00	0.00	0.00								
	Exchange Ports Associated with 4-Wire DS1 Loop with Channelization with Port Exchange Ports															
	Line Side Combination Channelized PBX Trunk Port - Business			UEPPX	UEPCX	2.28	0.00	0.00	0.00	0.00			40.18	9.45		
	Line Side Outward Channelized PBX Trunk Port - Business			UEPPX	UEPOX	2.28	0.00	0.00	0.00	0.00			40.18	9.45		
	Line Side Inward Only Channelized PBX Trunk Port without DID			UEPPX	UEP1X	2.28	0.00	0.00	0.00	0.00			40.18	9.45		
	2-Wire Trunk Side Unbundled Channelized DID Trunk Port			UEPPX	UEPDM	13.26	0.00	0.00	0.00	0.00			40.18	9.45		
	Feature Activations - Unbundled Loop Concentration															
	Feature (Service) Activation for each Line Side Port Terminated in D4 Bank			UEPPX	1PQWM	0.65	25.27	13.34	4.15	4.12			40.18	9.45		
	Feature (Service) Activation for each Trunk Side Port Terminated in D4 Bank			UEPPX	1PQWU	0.65	77.75	18.33	58.74	11.48			40.18	9.45		
	Telephone Number/ Group Establishment Charges for DID Service															
	DID Trunk Termination (1 per Port)			UEPPX	NDT	0.00	0.00	0.00								
	Estab Trk Grp and Provide 1st 20 DID Nos. (FL, GA, NC, & SC)			UEPPX	NDZ	0.00	0.00	0.00								
	DID Numbers - groups of 20 - Valid all States			UEPPX	ND4	0.00	0.00	0.00								
	Non-Consecutive DID Numbers - per number			UEPPX	ND5	0.00	0.00	0.00								
	Reserve Non-Consecutive DID Numbers			UEPPX	ND6	0.00	0.00	0.00								
	Reserve DID Numbers			UEPPX	NDV	0.00	0.00	0.00								
	Local Number Portability															
	Local Number Portability - 1 per port			UEPPX	LNPCP	3.15	0.00	0.00								
	FEATURES - Vertical and Optional															
	Local Switching Features Offered with Line Side Ports Only															
	All Features Available			UEPPX	UEPVF	3.40	0.00	0.00					40.18	9.45		
UNBUNDLED PORT LOOP COMBINATIONS - MARKET RATES																
Market Rates shall apply where BellSouth is not required to provide unbundled local switching or switch ports per FCC and/or State Commission rules.																
These scenarios include:																
1. Unbundled port/loop combinations that are Not Currently Combined in Alabama, Florida and North Carolina.																
2. Unbundled port/loop combinations that are Currently Combined or Not Currently Combined in Zone 1 of the Top 8 MSAs in BellSouth's region for end users with 4 or more DS0 equivalent lines.																
The Top 8 MSAs in BellSouth's region are: FL (Orlando, Ft. Lauderdale, Miami); GA (Atlanta); LA (New Orleans); NC (Greensboro-Winston Salem-Highpoint/Charlotte-Gastonia-Rock Hill); TN (Nashville).																
BellSouth currently is developing the billing capability to mechanically bill the recurring and non-recurring Market Rates in this section except for nonrecurring charges for not currently combined in AL, FL and NC. In the interim where BellSouth cannot bill Market Rates, BellSouth shall bill the rates in the Cost-Based section preceding in lieu of the Market Rates and reserves the right to true-up the billing difference.																
The Market Rate for unbundled ports includes all available features in all states.																
End Office and Tandem Switching Usage and Common Transport Usage rates in the Port section of this rate exhibit shall apply to all combinations of loop/port network elements except for UNE Coin Port/Loop Combinations which have a flat rate usage charge (USOC: URECU).																
For Not Currently Combined scenarios where Market Rates apply, the Nonrecurring charges are listed in the First and Additional NRC columns for each Port USOC. For Currently Combined scenarios, the Nonrecurring charges are listed in the NRC - Currently Combined section. Additional NRCs may apply also and are categorized accordingly.																
2-WIRE VOICE GRADE LOOP WITH 2-WIRE LINE PORT (RES)																
UNE Port/Loop Combination Rates																
2-Wire VG Loop/Port Combo - Statewide																
sw																
28.18																
UNE Loop Rates																
2-Wire Voice Grade Loop (SL1) - Statewide																
sw																
UEPRX																
UEPLX																
14.18																
2-Wire Voice Grade Line Port (Res)																
2-Wire voice unbundled port - residence																
UEPRX																
UEPRL																
14.00																
90.00																
90.00																
40.18																
9.45																
2-Wire voice unbundled port with Caller ID - res																
UEPRX																
UEPRC																
14.00																
90.00																
90.00																
40.18																
9.45																
2-Wire voice unbundled port outgoing only - res																
UEPRX																
UEPRO																
14.00																
90.00																
90.00																
40.18																
9.45																
2-Wire voice unbundles res, low usage line port with Caller ID (LUM)																
UEPRX																
UEPAP																
14.00																
90.00																
90.00																
40.18																
9.45																
LOCAL NUMBER PORTABILITY																
Local Number Portability (1 per port)																
UEPRX																
LNPCX																
0.35																
FEATURES																
All Features Offered																
UEPRX																
UEPVF																
0.00																
0.00																
0.00																
40.18																
9.45																

UNBUNDLED NETWORK ELEMENTS - North Carolina												Attachment: 2		Exhibit: B		
CATEGORY	RATE ELEMENTS		Interi m	Zone	BCS	USOC	RATES(\$)				Svc Order Submitted Elec per LSR	Svc Order Submitted Manually per LSR	Incremental Charge - Manual Svc Order vs. Electronic- 1st	Incremental Charge - Manual Svc Order vs. Electronic- Add'l	Incremental Charge - Manual Svc Order vs. Electronic- Disc 1st	Incremental Charge - Manual Svc Order vs. Electronic- Disc Add'l
												OSS Rates(\$)				
							Rec	First	Add'l	First	Add'l	SOME C	SOMAN	SOMAN	SOMAN	SOMAN
		2-Wire Voice Grade Loop / Line Port Combination - Switch-as-is			UEPRX	USAC2		41.50	41.50					40.18	9.45	
		2-Wire Voice Grade Loop / Line Port Combination - Switch with change			UEPRX	USACC		41.50	41.50					40.18	9.45	
	ADDITIONAL NRCs															
		NRC - 2-Wire Voice Grade Loop/Line Port Combination - Subsequent			UEPRX	USAS2		0.00	0.00					40.18	9.45	
	2-WIRE VOICE GRADE LOOP WITH 2-WIRE LINE PORT (BUS)															
	UNE Port/Loop Combination Rates															
		2-Wire VG Loop/Port Combo - Statewide		sw			28.18									
	UNE Loop Rates															
		2-Wire Voice Grade Loop (SL1) - Statewide		sw	UEPBX	UEPLX	14.18									
	2-Wire Voice Grade Line Port (Bus)															
		2-Wire voice unbundled port without Caller ID - bus			UEPBX	UEPBL	14.00	90.00	90.00					40.18	9.45	
		2-Wire voice unbundled port with Caller + E484 ID - bus			UEPBX	UEPBC	14.00	90.00	90.00					40.18	9.45	
		2-Wire voice unbundled port outgoing only - bus			UEPBX	UEPBO	14.00	90.00	90.00					40.18	9.45	
	LOCAL NUMBER PORTABILITY															
		Local Number Portability (1 per port)			UEPBX	LNPCX	0.35									
	FEATURES															
		All Features Offered			UEPBX	UEPVF	0.00	0.00	0.00					40.18	9.45	
	NONRECURRING CHARGES - CURRENTLY COMBINED															
		2-Wire Voice Grade Loop / Line Port Combination - Switch-as-is			UEPBX	USAC2		41.50	41.50					40.18	9.45	
		2-Wire Voice Grade Loop / Line Port Combination - Switch with change			UEPBX	USACC		41.50	41.50					40.18	9.45	
	ADDITIONAL NRCs															
		NRC - 2-Wire Voice Grade Loop/Line Port Combination - Subsequent			UEPBX	USAS2		0.00	0.00					40.18	9.45	
	2-WIRE VOICE GRADE LOOP WITH 2-WIRE LINE PORT (RES - PBX)															
	UNE Port/Loop Combination Rates															
		2-Wire VG Loop/Port Combo - Statewide		sw			28.18									
	UNE Loop Rates															
		2-Wire Voice Grade Loop (SL1) - Statewide		sw	UEPRG	UEPLX	14.18									
	2-Wire Voice Grade Line Port Rates (RES - PBX)															
		2-Wire VG Unbundled Combination 2-Way PBX Trunk Port - Res			UEPRG	UEPRD	14.00	90.00	90.00					40.18	9.45	
	LOCAL NUMBER PORTABILITY															
		Local Number Portability (1 per port)			UEPRG	LNPCP	3.15									
	FEATURES															
		All Features Offered			UEPRG	UEPVF	0.00	0.00	0.00					40.18	9.45	
	NONRECURRING CHARGES - CURRENTLY COMBINED															
		2-Wire Voice Grade Loop/ Line Port Combination - Switch-As-Is			UEPRG	USAC2		41.50	41.50					40.18	9.45	
		2-Wire Voice Grade Loop/ Line Port Combination - Switch with Change			UEPRG	USACC		41.50	41.50					40.18	9.45	
	ADDITIONAL NRCs															
		2 Wire Loop/Line Side Port Combination - Non feature - Subsequent Activity- Nonrecurring						0.00	0.00					40.18	9.45	
		PBX Subsequent Activity - Change/Rearrange Multiline Hunt Group						14.64	14.64					40.18	9.45	
	2-WIRE VOICE GRADE LOOP WITH 2-WIRE LINE PORT (BUS - PBX)															
	UNE Port/Loop Combination Rates															
		2-Wire VG Loop/Port Combo - Statewide		sw			28.18									
	UNE Loop Rates															
		2-Wire Voice Grade Loop (SL1) - Statewide		sw	UEPPX	UEPLX	14.18									
	2-Wire Voice Grade Line Port Rates (BUS - PBX)															
		Line Side Unbundled Combination 2-Way PBX Trunk Port - Bus			UEPPX	UEPPC	14.00	90.00	90.00					40.18	9.45	
		Line Side Unbundled Outward PBX Trunk Port - Bus			UEPPX	UEPPO	14.00	90.00	90.00					40.18	9.45	

UNBUNDLED NETWORK ELEMENTS - North Carolina												Attachment: 2		Exhibit: B		
CATEGORY		RATE ELEMENTS	Interim	Zone	BCS	USOC	RATES(\$)			Svc Order Submitted Elec per LSR	Svc Order Submitted Manually per LSR	Incremental Charge - Manual Svc Order vs. Electronic-1st	Incremental Charge - Manual Svc Order vs. Electronic-Add'l	Incremental Charge - Manual Svc Order vs. Electronic-Disc 1st	Incremental Charge - Manual Svc Order vs. Electronic-Disc Add'l	
							Rec	Nonrecurring		Nonrecurring Disconnect		OSS Rates(\$)				
								First	Add'l	First	Add'l	SOME C	SOMAN	SOMAN	SOMAN	SOMAN
		Line Side Unbundled Incoming PBX Trunk Port - Bus			UEPPX	UEPP1	14.00	90.00	90.00				40.18	9.45		
		2-Wire Voice Unbundled PBX LD Terminal Ports			UEPPX	UEPLD	14.00	90.00	90.00				40.18	9.45		
		2-Wire Voice Unbundled 2-Way Combination PBX Usage Port			UEPPX	UEPXA	14.00	90.00	90.00				40.18	9.45		
		2-Wire Voice Unbundled PBX Toll Terminal Hotel Ports			UEPPX	UEPXB	14.00	90.00	90.00				40.18	9.45		
		2-Wire Voice Unbundled PBX LD DDD Terminals Port			UEPPX	UEPXC	14.00	90.00	90.00				40.18	9.45		
		2-Wire Voice Unbundled PBX LD Terminal Switchboard Port			UEPPX	UEPXD	14.00	90.00	90.00				40.18	9.45		
		2-Wire Voice Unbundled PBX LD Terminal Switchboard IDD Capable Port			UEPPX	UEPXE	14.00	90.00	90.00				40.18	9.45		
		2-Wire Voice Unbundled 2-Way PBX Hotel/Hospital Economy Administrative Calling Port			UEPPX	UEPXL	14.00	90.00	90.00				40.18	9.45		
		2-Wire Voice Unbundled 2-Way PBX Hotel/Hospital Economy Room Calling Port			UEPPX	UEPXM	14.00	90.00	90.00				40.18	9.45		
		2-Wire Voice Unbundled 1-Way Outgoing PBX Hotel/Hospital Discount Room Calling Port			UEPPX	UEPXO	14.00	90.00	90.00				40.18	9.45		
		2-Wire Voice Unbundled 1-Way Outgoing PBX Measured Port			UEPPX	UEPXS	14.00	90.00	90.00				40.18	9.45		
		LOCAL NUMBER PORTABILITY														
		Local Number Portability (1 per port)			UEPPX	LNPCP	3.15									
		FEATURES														
		All Features Offered			UEPPX	UEPVF	0.00	0.00	0.00				40.18	9.45		
		NONRECURRING CHARGES - CURRENTLY COMBINED														
		2-Wire Voice Grade Loop/ Line Port Combination - Switch-As-Is			UEPPX	USAC2		41.50	41.50				40.18	9.45		
		2-Wire Voice Grade Loop/ Line Port Combination - Switch with Change			UEPPX	USACC		41.50	41.50				40.18	9.45		
		ADDITIONAL NRCs														
		2-Wire Voice Grade Loop/ Line Port Combination - Subsequent			UEPPX	USAS2		0.00	0.00				40.18	9.45		
		2 Wire Loop/Line Side Port Combination - Non feature - Subsequent Activity- Nonrecurring						0.00	0.00				40.18	9.45		
		PBX Subsequent Activity - Change/Rearrange Multiline Hunt Group						14.64	14.64				40.18	9.45		
		2-WIRE VOICE GRADE LOOP WITH 2-WIRE ANALOG LINE COIN PORT														
		UNE Port/Loop Combination Rates														
		2-Wire VG Coin Port/Loop Combo – Statewide		sw			28.18									
		UNE Loop Rates														
		2-Wire Voice Grade Loop (SL1) - Statewide		sw	UEPCO	UEPLX	14.18									
		2-Wire Voice Grade Line Port Rates (Coin)														
		2-Wire Coin 2-Way without Operator Screening and without Blocking (NC)			UEPCO	UEPND	14.00	90.00	90.00				40.18	9.45		
		2-Wire Coin 2-Way with Operator Screening (NC)			UEPCO	UEPNC	14.00	90.00	90.00				40.18	9.45		
		2-Wire Coin 2-Way with Operator Screening and Blocking: 011, 900/976, 1+DDD (NC, TN)			UEPCO	UEPRP	14.00						40.18	9.45		
		2-Wire Coin 2-Way with Operator Screening and 011 Blocking (NC)			UEPCO	UEPNB	14.00	90.00	90.00				40.18	9.45		
		2-Wire Coin 2-Way with Operator Screening and Blocking: 900/976, 1+DDD, 011+, and Local (NC, TN)			UEPCO	UEPCA	14.00	90.00	90.00				40.18	9.45		
		2-Wire Coin Outward with Operator Screening and 011 Blocking (NC)			UEPCO	UEPNE	14.00	90.00	90.00				40.18	9.45		
		2-Wire Coin Outward with Operator Screening and Blocking: 900/976, 1+DDD, 011+, and Local (NC)			UEPCO	UEPCL	14.00	90.00	90.00				40.18	9.45		
		LOCAL NUMBER PORTABILITY														
		Local Number Portability (1 per port)			UEPCO	LNPCX	0.35									
		NONRECURRING CHARGES - CURRENTLY COMBINED														
		2-Wire Voice Grade Loop/ Line Port Combination - Switch-As-Is			UEPCO	USAC2		41.50	41.50				40.18	9.45		
		2-Wire Voice Grade Loop/ Line Port Combination - Switch with Change			UEPCO	USACC		41.50	41.50				40.18	9.45		
		ADDITIONAL NRCs														

UNBUNDLED NETWORK ELEMENTS - North Carolina												Attachment: 2		Exhibit: B			
CATEGORY	RATE ELEMENTS		Interim	Zone	BCS	USOC	RATES(\$)				Svc Order Submitted Elec per LSR	Svc Order Submitted Manually per LSR	Incremental Charge - Manual Svc Order vs. Electronic-1st	Incremental Charge - Manual Svc Order vs. Electronic-Add'l	Incremental Charge - Manual Svc Order vs. Electronic-Disc 1st	Incremental Charge - Manual Svc Order vs. Electronic-Disc Add'l	
								Nonrecurring		Nonrecurring Disconnect		OSS Rates(\$)					
							Rec	First	Add'l	First	Add'l	SOME C	SOMAN	SOMAN	SOMAN	SOMAN	SOMAN
		2-Wire Voice Grade Loop/ Line Port Combination - Subsequent			UEPCO	USAS2		0.00	0.00					40.18	9.45		
UNBUNDLED PORT/LOOP COMBINATIONS - MARKET BASED RATES																	
	2-WIRE VOICE GRADE LOOP- BUS ONLY - WITH 2-WIRE DID TRUNK PORT																
	UNE Port/Loop Combination Rates																
		2-Wire VG Loop/2-Wire DID Trunk Port Combo - Statewide		sw			71.50										
	UNE Loop Rates																
		2-Wire Analog Voice Grade Loop - (SL2) - Statewide		sw			19.50							40.18	9.45		
	UNE Port Rate																
		Exchange Ports - 2-Wire DID Port			UEPPX	UEPD1	52.00	485.00	75.00					40.18	9.45		
NONRECURRING CHARGES - CURRENTLY COMBINED																	
		2-Wire Voice Grade Loop / 2-Wire DID Trunk Port Combination - Switch-As-Is Top 8 MSAs only			UEPPX	USAC1		200.00	75.00					40.18	9.45		
		2-Wire Voice Grade Loop / 2-Wire DID Trunk Port Conversion with BellSouth Allowable Changes Top 8 MSAs only			UEPPX	USA1C		200.00	75.00					40.71	9.45		
ADDITIONAL NRCs																	
		2-Wire DID Subsequent Activity - Add Trunks, Per Trunk			UEPPX	USAS1		75.00						40.18	9.45		
Telephone Number/Trunk Group Establishment Charges																	
		DID Trunk Termination (One Per Port)			UEPPX	NDT	0.00	0.00	0.00								
		DID Numbers, Establish Trunk Group and Provide First Group of 20 DID Numbers			UEPPX	NDZ	0.00	0.00	0.00								
		Additional DID Numbers for each Group of 20 DID Numbers			UEPPX	ND4	0.00	0.00	0.00								
		DID Numbers, Non- consecutive DID Numbers , Per Number			UEPPX	ND5	0.00	0.00	0.00								
		Reserve Non-Consecutive DID numbers			UEPPX	ND6	0.00	0.00	0.00								
		Reserve DID Numbers			UEPPX	NDV	0.00	0.00	0.00								
LOCAL NUMBER PORTABILITY																	
		Local Number Portability (1 per port)			UEPPX	LNPCP	3.15	0.00	0.00								
2-WIRE ISDN DIGITAL GRADE LOOP WITH 2-WIRE ISDN DIGITAL LINE SIDE PORT																	
	UNE Port/Loop Combination Rates																
		2W ISDN Digital Grade Loop/2W ISDN Digital Line Side Port - Statewide		sw	UEPPB UEPPR		85.12										
	UNE Loop Rates																
		2-Wire ISDN Digital Grade Loop - Statewide		sw	UEPPB UEPPR	USL2X	20.12							19.99	19.99		
	UNE Port Rate																
		Exchange Port - 2-Wire ISDN Line Side Port			UEPPB UEPPR	UEPPB	65.00	450.00	375.00					19.99	19.99		
NONRECURRING CHARGES - CURRENTLY COMBINED																	
		2-Wire ISDN Digital Grade Loop / 2-Wire ISDN Line Side Port Combination - Conversion - Top 8 MSAs only			UEPPB UEPPR	USACB	0.00	200.00	200.00					19.99	19.99		
ADDITIONAL NRCs																	
LOCAL NUMBER PORTABILITY																	
		Local Number Portability (1 per port)			UEPPB UEPPR	LNPCX	0.35	0.00	0.00								
B-CHANNEL USER PROFILE ACCESS:																	
		CVS/CSD (DMS/5ESS)			UEPPB UEPPR	U1UCA	0.00	0.00	0.00								
		CVS (EWSD)			UEPPB UEPPR	U1UCB	0.00	0.00	0.00								
		CSD			UEPPB UEPPR	U1UCC	0.00	0.00	0.00								
B-CHANNEL AREA PLUS USER PROFILE ACCESS: (AL,KY,LA,MS SC,MS, & TN)																	
USER TERMINAL PROFILE																	
		User Terminal Profile (EWSD only)			UEPPB UEPPR	U1UMA	0.00	0.00	0.00								
VERTICAL FEATURES																	
		All Vertical Features - One per Channel B User Profile			UEPPB UEPPR	UEPVF	3.40	0.00	0.00					19.99	19.99		
INTEROFFICE CHANNEL MILEAGE																	
		Interoffice Channel mileage each, including first mile and facilities termination			UEPPB UEPPR	M1GNC	17.42	137.48	52.58					19.99	19.99		
		Interoffice Channel mileage each, additional mile			UEPPB UEPPR	M1GNM	0.0282	0.00	0.00								
4-WIRE DS1 DIGITAL LOOP WITH 4-WIRE ISDN DS1 DIGITAL TRUNK PORT																	
	UNE Port/Loop Combination Rates																
		4W DS1 Digital Loop/4W ISDN DS1 Digital Trunk Port - Statewide		sw	UEPPP		962.71										

UNBUNDLED NETWORK ELEMENTS - North Carolina												Attachment: 2		Exhibit: B			
CATEGORY	RATE ELEMENTS		Interim	Zone	BCS	USOC	RATES(\$)				Svc Order Submitted Elec per LSR	Svc Order Submitted Manually per LSR	Incremental Charge - Manual Svc Order vs. Electronic-1st	Incremental Charge - Manual Svc Order vs. Electronic-Add'l	Incremental Charge - Manual Svc Order vs. Electronic-Disc 1st	Incremental Charge - Manual Svc Order vs. Electronic-Disc Add'l	
							Rec	Nonrecurring		Nonrecurring Disconnect		OSS Rates(\$)					
								First	Add'l	First	Add'l	SOMEc	SOMAN	SOMAN	SOMAN	SOMAN	SOMAN
		UNE Loop Rates															
		4-Wire DS1 Digital Loop - UNE Zone 3		3	UEPPP	USL4P											
		UNE Port Rate															
		Exchange Ports - 4-Wire ISDN DS1 Port			UEPPP	UEPPP	900.00	1,150.00	1,150.00					19.99	19.99		
		NONRECURRING CHARGES - CURRENTLY COMBINED															
		4-Wire DS1 Digital Loop / 4-Wire ISDN DS1 Digital Trunk Port Combination - Conversion - Switch-As-Is Top 8 MSAs only			UEPPP	USACP	0.00	925.00	925.00					19.99	19.99		
		ADDITIONAL NRCs															
		4-Wire DS1 Loop / 4-Wire ISDN DS1 Digital Trunk Port - Subsequent Inward/2-Way Tel Nos - (NC Only)			UEPPP	PR7TG		1.17	1.17					19.99	19.99		
		4-Wire DS1 Loop/4-Wire ISDN Digital Trunk Port - Subsequent Activity Outward tel nos. (NC only)			UEPPP	PR7TP		28.17	28.17					19.99	19.99		
		4-Wire DS1 Loop / 4-Wire ISDN DS1 Digital Trk Port - Subsequent Inward Tel Nos Above Std Allowance			UEPPP	PR7ZT		56.33	56.33					19.99	19.99		
		LOCAL NUMBER PORTABILITY															
		Local Number Portability (1 per port)			UEPPP	LNPCN	1.75										
		INTERFACE (Provisioning Only)															
		Voice/Data			UEPPP	PR71V	0.00										
		Digital Data			UEPPP	PR71D	0.00										
		Inward Data			UEPPP	PR71E	0.00										
		New or Additional "B" Channel															
		New or Additional - Voice/Data B Channel			UEPPP	PR7BV	0.00	36.92						19.99	19.99		
		New or Additional - Digital Data B Channel			UEPPP	PR7BF	0.00	36.92						19.99	19.99		
		New or Additional Inward Data B Channel			UEPPP	PR7BD	0.00	36.92						19.99	19.99		
		CALL TYPES															
		Inward			UEPPP	PR7C1	0.00										
		Outward			UEPPP	PR7C0	0.00										
		Two-way			UEPPP	PR7CC	0.00										
		Interoffice Channel Mileage															
		Fixed Each Including First Mile			UEPPP	1LN1A	71.3683	217.17	163.75	0.00				19.99	19.99		
		Each Airline-Fractional Additional Mile			UEPPP	1LN1B	0.0783										
		4-WIRE DS1 DIGITAL LOOP WITH 4-WIRE DDITS TRUNK PORT															
		UNE Port/Loop Combination Rates															
		4W DS1 Digital Loop/4W DDITS Trunk Port - Statewide		sw	UEPDC		186.23							19.99	19.99		
		4W DS1 Digital Loop/4W DDITS Trunk Port - UNE Zone 1		1	UEPDC												
		4W DS1 Digital Loop/4W DDITS Trunk Port - UNE Zone 2		2	UEPDC												
		4W DS1 Digital Loop/4W DDITS Trunk Port - UNE Zone 3		3	UEPDC												
		4W DS1 Digital Loop/4W DDITS Trunk Port - UNE Zone 4		4	UEPDC												
		UNE Loop Rates															
		4-Wire DS1 Digital Loop - Statewide		sw	UEPDC	USLDC	62.71	714.84	482.62					19.99	19.99		
		4-Wire DS1 Digital Loop - UNE Zone 1		1	UEPDC	USLDC											
		4-Wire DS1 Digital Loop - UNE Zone 2		2	UEPDC	USLDC											
		4-Wire DS1 Digital Loop - UNE Zone 3		3	UEPDC	USLDC											
		4-Wire DS1 Digital Loop - UNE Zone 4		4	UEPDC	USLDC											
		UNE Port Rate															
		4-Wire DDITS Digital Trunk Port			UEPDC	UDD1T	750.00	1,048.23	480.17	0.00	0.00			19.99	19.99		
		NONRECURRING CHARGES - CURRENTLY COMBINED															
		4-Wire DS1 Digital Loop / 4-Wire DDITS Trunk Port Combination - Switch-As-Is Top 8 MSAs only			UEPDC	USAC4		288.86	133.87					19.99	19.99		
		4-Wire DS1 Digital Loop / 4-Wire DDITS Trunk Port Combination - Conversion with DS1 Changes Top 8 MSAs only			UEPDC	USAWA		288.86	133.37					19.99	19.99		
		4-Wire DS1 Digital Loop / 4-Wire DDITS Trunk Port Combination - Conversion with Change - Trunk Top 8 MSAs only			UEPDC	USAWB		288.86	133.37					19.99	19.99		
		ADDITIONAL NRCs															
		4-Wire DS1 Loop / 4-Wire DDITS Trunk Port - Subsequent Service Activity Per Service Order			UEPDC	USAS4		127.63	127.63								

UNBUNDLED NETWORK ELEMENTS - North Carolina												Attachment: 2		Exhibit: B		
CATEGORY	RATE ELEMENTS		Interi m	Zone	BCS	USOC	RATES(\$)				Svc Order Submitted Elec per LSR	Svc Order Submitted Manually per LSR	Incremental Charge - Manual Svc Order vs. Electronic- 1st	Incremental Charge - Manual Svc Order vs. Electronic- Add'l	Incremental Charge - Manual Svc Order vs. Electronic- Disc 1st	Incremental Charge - Manual Svc Order vs. Electronic- Disc Add'l
												OSS Rates(\$)				
							Rec	First	Add'l	First	Add'l	SOME C	SOMAN	SOMAN	SOMAN	SOMAN
		4-Wire DS1 Loop / 4-Wire DDITS Trunk Port - NRC - Subsequent Channel Activation/Chan - 2-Way Trunk			UEPDC	UDTTA		28.81	28.81					19.99	19.99	
		4-Wire DS1 Loop / 4-Wire DDITS Trunk Port - Subsequent Channel Activation/Chan - 1-Way Outward Trunk			UEPDC	UDTTB		28.81	28.81					19.99	19.99	
		4-Wire DS1 Loop / 4-Wire DDITS Trunk Port - Subsqt Channel Activation/Chan - Inward Trunk w/out DID			UEPDC	UDTTC		28.81	28.81					19.99	19.99	
		4-Wire DS1 Loop / 4-Wire DDITS Trunk Port - Subsqt Chan Activation Per Chan - Inward Trunk with DID			UEPDC	UDTTD		28.81	28.81					19.99	19.99	
		4-Wire DS1 Loop / 4-Wire DDITS Trunk Port - Subsqt Chan Activation / Chan - 2-Way DID w User Trans			UEPDC	UDTTE		28.81	28.81					19.99	19.99	
	BIPOLAR 8 ZERO SUBSTITUTION															
		B8ZS - Superframe Format			UEPDC	CCOSF		0.00	615.00					19.99	19.99	
		B8ZS - Extended Superframe Format			UEPDC	CCOEF		0.00	615.00					19.99	19.99	
	Alternate Mark Inversion															
		AMI - Superframe Format			UEPDC	MCOSF		0.00	0.00							
		AMI - Extended SuperFrame Format			UEPDC	MCOPO		0.00	0.00							
	Telephone Number/Trunk Group Establishment Charges															
		Telephone Number for 2-Way Trunk Group			UEPDC	UDTGX	0.00							19.99	19.99	
		Telephone Number for 1-Way Outward Trunk Group			UEPDC	UDTGY	0.00							19.99	19.99	
		Telephone Number for 1-Way Inward Trunk Group Without DID			UEPDC	UDTGZ	0.00							19.99	19.99	
		DID Numbers, Establish Trunk Group and Provide First Group of 20 DID Numbers			UEPDC	NDZ	0.00	0.00	0.00							
		DID Numbers for each Group of 20 DID Numbers			UEPDC	ND4	0.00	0.00	0.00							
		DID Numbers, Non- consecutive DID Numbers , Per Number			UEPDC	ND5	0.00	0.00	0.00							
		Reserve Non-Consecutive DID Nos			UEPDC	ND6	0.00	0.00	0.00							
		Reserve DID Numbers			UEPDC	NDV	0.00	0.00	0.00							
	Dedicated DS1 (Interoffice Channel Mileage) -															
	FX/FCO for 4-Wire DS1 Digital Loop with 4-Wire DDITS Trunk Port															
		Interoffice Channel Mileage - Fixed rate 0-8 miles (Facilities Termination)			UEPDC	1LNO1	71.29	217.17	163.75	0.00	0.00			19.99	19.99	
		Interoffice Channel Mileage - Additional rate per mile - 0-8 miles			UEPDC	1LNOA	0.0783	0.00	0.00							
		Interoffice Channel Mileage - Fixed rate 9-25 miles (Facilities Termination)			UEPDC	1LNO2	0.00	0.00	0.00							
		Interoffice Channel Mileage - Additional rate per mile - 9-25 miles			UEPDC	1LNOB	0.0783	0.00	0.00							
		Interoffice Channel Mileage - Fixed rate 25+ miles (Facilities Termination)			UEPDC	1LNO3	0.00	0.00	0.00	0.00						
		Interoffice Channel Mileage - Additional rate per mile - 25+ miles			UEPDC	1LNOC	0.0783	0.00	0.00							
		Local Number Portability, per DSO Activated			UEPDC	LNPCP	3.15	0.00	0.00	0.00						
		Central Office Terminating Point			UEPDC	CTG	0.00									
	4-WIRE DS1 LOOP WITH CHANNELIZATION WITH PORT															
	System is 1 DS1 Loop, 1 D4 Channel Bank, and up to 24 Feature Activations															
	A system can have various rate combinations based on type and number of ports used															
	UNE DS1 Loop															
		4-wire DS1 Loop UNE - Statewide		sw	UEPMG	USLDC	62.71							19.99	19.99	
	UNE DSO Channelization Capacities (D4 Channel Bank Configurations)															
		24 DSO Channel Capacity - 1 per DS1			UEPMG	VUM24	123.06	0.00	0.00					19.99	19.99	
		48 DSO Channel Capacity - 1 per 2 DS1s			UEPMG	VUM48	246.12	0.00	0.00					19.99	19.99	
		96 DSO Channel Capacity -1 per 4 DS1s			UEPMG	VUM96	492.24	0.00	0.00					19.99	19.99	
		144 DSO Channel Capacity - 1 per 6 DS1s			UEPMG	VUM14	738.36	0.00	0.00					19.99	19.99	
		192 DSO Channel Capacity -1 per 8 DS1s			UEPMG	VUM19	984.48	0.00	0.00					19.99	19.99	
		240 DSO Channel Capacity - 1 per 10 DS1s			UEPMG	VUM20	1,230.60	0.00	0.00					19.99	19.99	
		288 DSO Channel Capacity - 1 per 12 DS1s			UEPMG	VUM28	1,476.72	0.00	0.00					19.99	19.99	
		384 DSO Channel Capacity - 1 per 16 DS1s			UEPMG	VUM38	1,968.96	0.00	0.00					19.99	19.99	
		480 DSO Channel Capacity - 1 per 20 DS1s			UEPMG	VUM40	2,461.20	0.00	0.00					19.99	19.99	
		576 DSO Channel Capacity -1 per 24 DS1s			UEPMG	VUM57	2,953.44	0.00	0.00					19.99	19.99	
		672 DSO Channel Capacity - 1 per 28 DS1s			UEPMG	VUM67	3,445.68	0.00	0.00					19.99	19.99	

UNBUNDLED NETWORK ELEMENTS - North Carolina												Attachment: 2		Exhibit: B			
CATEGORY	RATE ELEMENTS				Interim	Zone	BCS	USOC	RATES(\$)			Svc Order Submitted Elec per LSR	Svc Order Submitted Manually per LSR	Incremental Charge - Manual Svc Order vs. Electronic-1st	Incremental Charge - Manual Svc Order vs. Electronic-Add'l	Incremental Charge - Manual Svc Order vs. Electronic-Disc 1st	Incremental Charge - Manual Svc Order vs. Electronic-Disc Add'l
									Rec	First	Add'l	First	Add'l	OSS Rates(\$)			
														SOME C	SOMAN	SOMAN	SOMAN
Non-Recurring Charges (NRC) Associated with 4-Wire DS1 Loop with Channelization with Port - Conversion Charge Based on a System																	
A Minimum System configuration is One (1) DS1, One (1) D4 Channel Bank, and Up To 24 DSO Ports with Feature Activations.																	
Multiples of this configuration functioning as one are considered Add'l after the minimum system configuration is counted.																	

UNBUNDLED NETWORK ELEMENTS - North Carolina

CATEGORY		RATE ELEMENTS	Interi m	Zone	BCS	USOC	RATES(\$)				Svc Order Submitted Elec per LSR	Svc Order Submitted Manually per LSR	Incremental Charge - Manual Svc Order vs. Electronic- 1st	Incremental Charge - Manual Svc Order vs. Electronic- Add'l	Incremental Charge - Manual Svc Order vs. Electronic- Disc 1st	Incremental Charge - Manual Svc Order vs. Electronic- Disc Add'l
								Nonrecurring		Nonrecurring Disconnect		OSS Rates(\$)				
							Rec	First	Add'l	First	Add'l	SOME C	SOMAN	SOMAN	SOMAN	SOMAN
		2-Wire Voice Grade Loop (SL 1) - Statewide		sw	UEP95	UECS1	14.18									
		2-Wire Voice Grade Loop (SL 2) - Statewide		sw	UEP95	UECS2	19.50									
		UNE Port Rate														
		All States														
		2-Wire Voice Grade Port (Centrex) Basic Local Area			UEP95	UEPYA	2.28						40.18	9.45		
		2-Wire Voice Grade Port (Centrex 800 termination)			UEP95	UEPYB	2.28						40.18	9.45		
		2-Wire Voice Grade Port (Centrex with Caller ID)1Basic Local Area			UEP95	UEPYH	2.28						40.18	9.45		
		2-Wire Voice Grade Port (Centrex from diff Serving Wire Center)2 Basic Local Area			UEP95	UEPYM	2.28						40.18	9.45		
		2-Wire Voice Grade Port, Diff Serving Wire Center - 800 Service Term - Basic Local Area			UEP95	UEPYZ	2.28						40.18	9.45		
		2-Wire Voice Grade Port terminated in on Megalink or equivalent - Basic Local Area			UEP95	UEPY9	2.28						40.18	9.45		
		2-Wire Voice Grade Port Terminated on 800 Service Term - Basic Local Area			UEP95	UEPY2	2.28						40.18	9.45		
		NC Only														
		2-Wire Voice Grade Port (Centrex)			UEP95	UEPUA	2.28						40.18	9.45		
		2-Wire Voice Grade Port (Centrex 800 termination)			UEP95	UEPUB	2.28						40.18	9.45		
		2-Wire Voice Grade Port (Centrex with Caller ID)1			UEP95	UEPUH	2.28						40.18	9.45		
		2-Wire Voice Grade Port (Centrex from diff Serving Wire Center)2			UEP95	UEPUM	2.28						40.18	9.45		
		2-Wire Voice Grade Port, Diff Serving Wire Center - 800 Service Term			UEP95	UEPUZ	2.28						40.18	9.45		
		2-Wire Voice Grade Port terminated in on Megalink or equivalent			UEP95	UEPU9	2.28						40.18	9.45		
		2-Wire Voice Grade Port Terminated on 800 Service Term			UEP95	UEPU2	2.28						40.18	9.45		
		Local Switching														
		Centrex Intercom Funtionality, per port			UEP95	URECS	0.903									
		Local Number Portability														
		Local Number Portability (1 per port)			UEP95	LNPC	0.35									
		Features														
		All Standard Features Offered, per port			UEP95	UEPVF	3.40									
		All Select Features Offered, per port			UEP95	UEPVS	0.00	457.83								
		All Centrex Control Features Offered, per port			UEP95	UEPVC	3.40									
		NARS														
		Unbundled Network Access Register - Combination			UEP95	UARCX	0.00	0.00	0.00				40.18	9.45		
		Unbundled Network Access Register - Indial			UEP95	UAR1X	0.00	0.00	0.00				40.18	9.45		
		Unbundled Network Access Register - Outdial			UEP95	UARO X	0.00	0.00	0.00				40.18	9.45		
		Miscellaneous Terminations														
		2-Wire Trunk Side														
		Trunk Side Terminations, each			UEP95	CEND6	12.36									
		4-Wire Digital (1.544 Megabits)														
		DS1 Circuit Terminations, each			UEP95	M1HD1	186.23						40.18	9.45		
		DS0 Channels Activated, each			UEP95	M1HDO	0.00	28.81					40.18	9.45		
		Interoffice Channel Mileage - 2-Wire														
		Interoffice Channel Facilities Termination			UEP95	MIGBC	18.00									
		Interoffice Channel mileage, per mile or fraction of mile			UEP95	MIGBM	0.0282									
		Feature Activations (DS0) Centrex Loops on Channelized DS1 Service														
		D4 Channel Bank Feature Activations														
		Feature Activation on D-4 Channel Bank Centrex Loop Slot			UEP95	1PQWS	0.65									
		Feature Activation on D-4 Channel Bank FX line Side Loop Slot			UEP95	1PQW6	0.65									
		Feature Activation on D-4 Channel Bank FX Trunk Side Loop Slot			UEP95	1PQW7	0.65									
		Feature Activation on D-4 Channel Bank Centrex Loop Slot - Different Wire Center			UEP95	1PQWP	0.65									
		Feature Activation on D-4 Channel Bank Private Line Loop Slot			UEP95	1PQWV	0.65									

UNBUNDLED NETWORK ELEMENTS - North Carolina												Attachment: 2		Exhibit: B			
CATEGORY	RATE ELEMENTS		Interim	Zone	BCS	USOC	RATES(\$)				Svc Order Submitted Elec per LSR	Svc Order Submitted Manually per LSR	Incremental Charge - Manual Svc Order vs. Electronic-1st	Incremental Charge - Manual Svc Order vs. Electronic-Add'l	Incremental Charge - Manual Svc Order vs. Electronic-Disc 1st	Incremental Charge - Manual Svc Order vs. Electronic-Disc Add'l	
							Rec	Nonrecurring		Nonrecurring Disconnect		OSS Rates(\$)					
								First	Add'l	First	Add'l	SOME C	SOMAN	SOMAN	SOMAN	SOMAN	SOMAN
		Feature Activation on D-4 Channel Bank Tjje Line/Trunk Loop Slot			UEP95	1PQWQ	0.65										
		Feature Activation on D-4 Channel Bank WATS Loop Slot			UEP95	1PQWA	0.65										
	Non-Recurring Charges (NRC) Associated with UNE-P Centrex																
		NRC Conversion Currently Combined Switch-As-Is with allowed changes, per port			UEP95	USAC2		2.77	0.40				40.18	9.45			
		New Centrex Standard Common Block			UEP95	M1ACS	0.00	695.11					40.18	9.45			
		New Centrex Customized Common Block			UEP95	M1ACC	0.00	695.11					40.18	9.45			
		NAR Establishment Charge, Per Occasion			UEP95	URECA	0.00	72.73					40.18	9.45			
	UNE-P CENTREX - DMS100 (Valid in All States)																
	2-Wire VG Loop/2-Wire Voice Grade Port (Centrex) Combo																
	UNE Port/Loop Combination Rates (Non-Design)																
		2-Wire VG Loop/2-Wire Voice Grade Port (Centrex) Combo - Non-Design		sw	UEP9D		16.46										
	UNE Port/Loop Combination Rates (Design)																
		2-Wire VG Loop/2-Wire Voice Grade Port (Centrex) Combo - Design		sw	UEP9D		21.78										
	UNE Loop Rate																
		2-Wire Voice Grade Loop (SL 1) - Statewide		sw	UEP9D	UECS1	14.18										
		2-Wire Voice Grade Loop (SL 2) - Statewide		sw	UEP9D	UECS2	19.50										
	UNE Port Rate																
	ALL STATES																
		2-Wire Voice Grade Port (Centrex) Basic Local Area			UEP9D	UEPYA	2.28						40.18	9.45			
		2-Wire Voice Grade Port (Centrex 800 termination)Basic Local Area			UEP9D	UEPYB	2.28						40.18	9.45			
		2-Wire Voice Grade Port (Centrex / EBS-PSET)3Basic Local Area			UEP9D	UEPYC	2.28						40.18	9.45			
		2-Wire Voice Grade Port (Centrex / EBS-M5009)3Basic Local Area			UEP9D	UEPYD	2.28						40.18	9.45			
		2-Wire Voice Grade Port (Centrex / EBS-M5209)3 Basic Local Area			UEP9D	UEPYE	2.28						40.18	9.45			
		2-Wire Voice Grade Port (Centrex / EBS-M5112)3 Basic Local Area			UEP9D	UEPYF	2.28						40.18	9.45			
		2-Wire Voice Grade Port (Centrex / EBS-M5312)3Basic Local Area			UEP9D	UEPYG	2.28						40.18	9.45			
		2-Wire Voice Grade Port (Centrex / EBS-M5008)3 Basic Local Area			UEP9D	UEPYT	2.28						40.18	9.45			
		2-Wire Voice Grade Port (Centrex / EBS-M5208)3 Basic Local Area			UEP9D	UEPYU	2.28						40.18	9.45			
		2-Wire Voice Grade Port (Centrex / EBS-M5216)3 Basic Local Area			UEP9D	UEPYV	2.28						40.18	9.45			
		2-Wire Voice Grade Port (Centrex / EBS-M5316)3 Basic Local Area			UEP9D	UEPY3	2.28						40.18	9.45			
		2-Wire Voice Grade Port (Centrex with Caller ID) Basic Local Area			UEP9D	UEPYH	2.28						40.18	9.45			
		2-Wire Voice Grade Port (Centrex/Caller ID/Msg Wtg Lamp Indication))3 Basic Local Area			UEP9D	UEPYW	2.28						40.18	9.45			
		2-Wire Voice Grade Port (Centrex/Msg Wtg Lamp Indication))3 Basic Local Area			UEP9D	UEPYJ	2.28						40.18	9.45			
		2-Wire Voice Grade Port (Centrex from diff Serving Wire Center) 2 Basic Local Area			UEP9D	UEPYM	2.28						40.18	9.45			
		2-Wire Voice Grade Port (Centrex/differ SWC /EBS-PSET)2, 3 Basic Local Area			UEP9D	UEPYO	2.28						40.18	9.45			
		2-Wire Voice Grade Port (Centrex/differ SWC /EBS-M5009)2, 3 Basic Local Area			UEP9D	UEPYP	2.28						40.18	9.45			
		2-Wire Voice Grade Port (Centrex/differ SWC /EBS-5209)2, 3 Basic Local Area			UEP9D	UEPYQ	2.28						40.18	9.45			
		2-Wire Voice Grade Port (Centrex/differ SWC /EBS-M5112)2, 3 Basic Local Area			UEP9D	UEPYR	2.28						40.18	9.45			

UNBUNDLED NETWORK ELEMENTS - North Carolina												Attachment: 2		Exhibit: B			
CATEGORY	RATE ELEMENTS		Interim	Zone	BCS	USOC	RATES(\$)				Svc Order Submitted Elec per LSR	Svc Order Submitted Manually per LSR	Incremental Charge - Manual Svc Order vs. Electronic-1st	Incremental Charge - Manual Svc Order vs. Electronic-Add'l	Incremental Charge - Manual Svc Order vs. Electronic-Disc 1st	Incremental Charge - Manual Svc Order vs. Electronic-Disc Add'l	
								Nonrecurring		Nonrecurring Disconnect		OSS Rates(\$)					
							Rec	First	Add'l	First	Add'l	SOMEc	SOMAN	SOMAN	SOMAN	SOMAN	SOMAN
		2-Wire Voice Grade Port (Centrex/differ SWC /EBS-M5312)2, 3 Basic Local Area			UEP9D	UEPYS	2.28							40.18	9.45		
		2-Wire Voice Grade Port (Centrex/differ SWC /EBS-M5008)2, 3 Basic Local Area			UEP9D	UEPY4	2.28							40.18	9.45		
		2-Wire Voice Grade Port (Centrex/differ SWC /EBS-M5208)2, 3 Basic Local Area			UEP9D	UEPY5	2.28							40.18	9.45		
		2-Wire Voice Grade Port (Centrex/differ SWC /EBS-M5216)2, 3 Basic Local Area			UEP9D	UEPY6	2.28							40.18	9.45		
		2-Wire Voice Grade Port (Centrex/differ SWC /EBS-M5316)2, 3 Basic Local Area			UEP9D	UEPY7	2.28							40.18	9.45		
		2-Wire Voice Grade Port, Diff Serving Wire Center - 800 Service Term			UEP9D	UEPYZ	2.28							40.18	9.45		
		2-Wire Voice Grade Port terminated in on Megalink or equivalent Basic Local Area			UEP9D	UEPY9	2.28							40.18	9.45		
		2-Wire Voice Grade Port Terminated on 800 Service Term Basic Local Area			UEP9D	UEPY2	2.28							40.18	9.45		
	NC Only																
		2-Wire Voice Grade Port (Centrex)			UEP9D	UEPUA	2.28							40.18	9.45		
		2-Wire Voice Grade Port (Centrex 800 termination)			UEP9D	UEPUB	2.28							40.18	9.45		
		2-Wire Voice Grade Port (Centrex / EBS-PSET)3			UEP9D	UEPUC	2.28							40.18	9.45		
		2-Wire Voice Grade Port (Centrex / EBS-M5009)3			UEP9D	UEPUD	2.28							40.18	9.45		
		2-Wire Voice Grade Port (Centrex / EBS-M5209)3			UEP9D	UEPUE	2.28							40.18	9.45		
		2-Wire Voice Grade Port (Centrex / EBS-M5112)3			UEP9D	UEPUF	2.28							40.18	9.45		
		2-Wire Voice Grade Port (Centrex / EBS-M5312)3			UEP9D	UEPUG	2.28							40.18	9.45		
		2-Wire Voice Grade Port (Centrex / EBS-M5008)3			UEP9D	UEPUT	2.28							40.18	9.45		
		2-Wire Voice Grade Port (Centrex / EBS-M5208)3			UEP9D	UEPUU	2.28							40.18	9.45		
		2-Wire Voice Grade Port (Centrex / EBS-M5216)3			UEP9D	UEPUV	2.28							40.18	9.45		
		2-Wire Voice Grade Port (Centrex / EBS-M5316)3			UEP9D	UEPU3	2.28							40.18	9.45		
		2-Wire Voice Grade Port (Centrex with Caller ID)			UEP9D	UEPUH	2.28							40.18	9.45		
		2-Wire Voice Grade Port (Centrex/Caller ID/Msg Wtg Lamp Indication)3			UEP9D	UEPUW	2.28							40.18	9.45		
		2-Wire Voice Grade Port (Centrex/Msg Wtg Lamp Indication)3			UEP9D	UEPUJ	2.28							40.18	9.45		
		2-Wire Voice Grade Port (Centrex from diff Serving Wire Center) 2			UEP9D	UEPUM	2.28							40.18	9.45		
		2-Wire Voice Grade Port (Centrex/differ SWC /EBS-PSET)2, 3			UEP9D	UEPUO	2.28							40.18	9.45		
		2-Wire Voice Grade Port (Centrex/differ SWC /EBS-M5009)2, 3			UEP9D	UEPUP	2.28							40.18	9.45		
		2-Wire Voice Grade Port (Centrex/differ SWC /EBS-5209)2, 3			UEP9D	UEPUQ	2.28							40.18	9.45		
		2-Wire Voice Grade Port (Centrex/differ SWC /EBS-M5112)2, 3			UEP9D	UEPUR	2.28							40.18	9.45		
		2-Wire Voice Grade Port (Centrex/differ SWC /EBS-M5312)2, 3			UEP9D	UEPUS	2.28							40.18	9.45		
		2-Wire Voice Grade Port (Centrex/differ SWC /EBS-M5008)2, 3			UEP9D	UEPU4	2.28							40.18	9.45		
		2-Wire Voice Grade Port (Centrex/differ SWC /EBS-M5208)2, 3			UEP9D	UEPU5	2.28							40.18	9.45		
		2-Wire Voice Grade Port (Centrex/differ SWC /EBS-M5216)2, 3			UEP9D	UEPU6	2.28							40.18	9.45		
		2-Wire Voice Grade Port (Centrex/differ SWC /EBS-M5316)2, 3			UEP9D	UEPU7	2.28							40.18	9.45		
		2-Wire Voice Grade Port, Diff Serving Wire Center - 800 Service Term			UEP9D	UEPUZ	2.28							40.18	9.45		
		2-Wire Voice Grade Port terminated in on Megalink or equivalent			UEP9D	UEPU9	2.28							40.18	9.45		
		2-Wire Voice Grade Port Terminated on 800 Service Term			UEP9D	UEPU2	2.28							40.18	9.45		
	Local Switching																
		Centrex Intercom Functionality, per port			UEP9D	URECS	0.903										
	Local Number Portability																
		Local Number Portability (1 per port)			UEP9D	LNPCC	0.35										

UNBUNDLED NETWORK ELEMENTS - North Carolina											Attachment: 2		Exhibit: B			
CATEGORY	RATE ELEMENTS				Interim	Zone	BCS	USOC	RATES(\$)		Svc Order Submitted Elec per LSR	Svc Order Submitted Manually per LSR	Incremental Charge - Manual Svc Order vs. Electronic-1st	Incremental Charge - Manual Svc Order vs. Electronic-Add'l	Incremental Charge - Manual Svc Order vs. Electronic-Disc 1st	Incremental Charge - Manual Svc Order vs. Electronic-Disc Add'l
				</												

UNBUNDLED NETWORK ELEMENTS - South Carolina											Attachment: 2		Exhibit: B		
CATEGORY	RATE ELEMENTS	Interim	Zone	BCS	USOC	RATES(\$)				Svc Order Submitted Elec per LSR	Svc Order Submitted Manually per LSR	Incremental Charge - Manual Svc Order vs. Electronic-1st	Incremental Charge - Manual Svc Order vs. Electronic-Add'l	Incremental Charge - Manual Svc Order vs. Electronic-Disc 1st	Incremental Charge - Manual Svc Order vs. Electronic-Disc Add'l

UNBUNDLED NETWORK ELEMENTS - South Carolina

CATEGORY		RATE ELEMENTS	Interi m	Zone	BCS	USOC	RATES(\$)				Svc Order Submitted Elec per LSR	Svc Order Submitted Manually per LSR	Incremental Charge - Manual Svc Order vs. Electronic- 1st	Incremental Charge - Manual Svc Order vs. Electronic- Add'l	Incremental Charge - Manual Svc Order vs. Electronic- Disc 1st	Incremental Charge - Manual Svc Order vs. Electronic- Disc Add'l
								Nonrecurring		Nonrecurring Disconnect		OSS Rates(\$)				
							Rec	First	Add'l	First	Add'l	SOMEc	SOMAN	SOMAN	SOMAN	SOMAN
		2-Wire Analog Voice Grade Loop - Service Level 2 w/Reverse Battery Signaling - Zone 1		1	UEA	UEAR2	16.68	105.98	68.43	53.05	10.61		15.69			
		2-Wire Analog Voice Grade Loop - Service Level 2 w/Reverse Battery Signaling - Zone 2		2	UEA	UEAR2	23.13	105.98	68.43	53.05	10.61		15.69			
		2-Wire Analog Voice Grade Loop - Service Level 2 w/Reverse Battery Signaling - Zone 3		3	UEA	UEAR2	28.48	105.98	68.43	53.05	10.61		15.69			
		Order Coordination for Specified Conversion Time (per LSR)			UEA	OCOSL		18.13								
		CLEC to CLEC Conversion Charge without outside dispatch			UEA	UREWO		87.90	36.44				15.69			
		4-WIRE ANALOG VOICE GRADE LOOP														
		4-Wire Analog Voice Grade Loop - Zone 1		1	UEA	UEAL4	32.59	132.38	94.83	59.35	14.61		15.69			
		4-Wire Analog Voice Grade Loop - Zone 2		2	UEA	UEAL4	43.89	132.38	94.83	59.35	14.61		15.69			
		4-Wire Analog Voice Grade Loop - Zone 3		3	UEA	UEAL4	43.38	132.38	94.83	59.35	14.61		15.69			
		Order Coordination for Specified Conversion Time (per LSR)			UEA	OCOSL		18.13								
		CLEC to CLEC Conversion Charge without outside dispatch			UEA	UREWO		87.90	36.44				15.69			
		2-WIRE ISDN DIGITAL GRADE LOOP														
		2-Wire ISDN Digital Grade Loop - Zone 1		1	UDN	U1L2X	25.21	117.58	80.03	53.05	10.61		15.69			
		2-Wire ISDN Digital Grade Loop - Zone 2		2	UDN	U1L2X	32.76	117.58	80.03	53.05	10.61		15.69			
		2-Wire ISDN Digital Grade Loop - Zone 3		3	UDN	U1L2X	37.70	117.58	80.03	53.05	10.61		15.69			
		Order Coordination For Specified Conversion Time (per LSR)			UDN	OCOSL		18.13								
		CLEC to CLEC Conversion Charge without outside dispatch			UDN	UREWO		91.82	44.25				15.69			
		2-WIRE Universal Digital Channel (UDC) COMPATIBLE LOOP														
		2-Wire Universal Digital Channel (UDC) Compatible Loop - Zone 1		1	UDC	UDC2X	25.21	117.58	80.03	53.05	10.61		15.69			
		2-Wire Universal Digital Channel (UDC) Compatible Loop - Zone 2		2	UDC	UDC2X	32.76	117.58	80.03	53.05	10.61		15.69			
		2-Wire Universal Digital Channel (UDC) Compatible Loop - Zone 3		3	UDC	UDC2X	37.70	117.58	80.03	53.05	10.61		15.69			
		CLEC to CLEC Conversion Charge without outside dispatch			UDC	UREWO		91.82	44.25				15.69			
		2-WIRE ASYMMETRICAL DIGITAL SUBSCRIBER LINE (ADSL) COMPATIBLE LOOP														
		2 Wire Unbundled ADSL Loop including manual service inquiry & facility reservation - Zone 1		1	UAL	UAL2X	12.19	120.84	70.56	50.37	7.93		15.69			
		2 Wire Unbundled ADSL Loop including manual service inquiry & facility reservation - Zone 2		2	UAL	UAL2X	13.71	120.84	70.56	50.37	7.93		15.69			
		2 Wire Unbundled ADSL Loop including manual service inquiry & facility reservation - Zone 3		3	UAL	UAL2X	14.14	120.84	70.56	50.37	7.93		15.69			
		Order Coordination for Specified Conversion Time (per LSR)			UAL	OCOSL		18.13								
		2 Wire Unbundled ADSL Loop without manual service inquiry & facility reservaton - Zone 1		1	UAL	UAL2W	12.19	95.81	57.82	50.37	7.93		15.69			
		2 Wire Unbundled ADSL Loop without manual service inquiry & facility reservaton - Zone 2		2	UAL	UAL2W	13.71	95.81	57.82	50.37	7.93		15.69			
		2 Wire Unbundled ADSL Loop without manual service inquiry & facility reservaton - Zone 3		3	UAL	UAL2W	14.14	95.81	57.82	50.37	7.93		15.69			
		Order Coordination for Specified Conversion Time (per LSR)			UAL	OCOSL		18.13								
		CLEC to CLEC Conversion Charge without outside dispatch			UAL	UREWO		86.38	40.48				15.69			
		2-WIRE HIGH BIT RATE DIGITAL SUBSCRIBER LINE (HDSL) COMPATIBLE LOOP														
		2 Wire Unbundled HD SL Loop including manual service inquiry & facility reservation - Zone 1		1	UHL	UHL2X	9.58	129.52	79.24	50.37	7.93		15.69			
		2 Wire Unbundled HD SL Loop including manual service inquiry & facility reservation - Zone 2		2	UHL	UHL2X	10.92	129.52	79.24	50.37	7.93		15.69			
		2 Wire Unbundled HD SL Loop including manual service inquiry & facility reservation - Zone 3		3	UHL	UHL2X	11.40	129.52	79.24	50.37	7.93		15.69			
		Order Coordination for Specified Conversion Time (per LSR)			UHL	OCOSL		18.13								
		2 Wire Unbundled HD SL Loop without manual service inquiry and facility reservation - Zone 1		1	UHL	UHL2W	9.58	104.49	66.50	50.37	7.93		15.69			
		2 Wire Unbundled HD SL Loop without manual service inquiry and facility reservation - Zone 2		2	UHL	UHL2W	10.92	104.49	66.50	50.37	7.93		15.69			
		2 Wire Unbundled HD SL Loop without manual service inquiry and facility reservation - Zone 3		3	UHL	UHL2W	11.40	104.49	66.50	50.37	7.93		15.69			
		Order Coordination for Specified Conversion Time (per LSR)			UHL	OCOSL		18.13								

UNBUNDLED NETWORK ELEMENTS - South Carolina												Attachment: 2		Exhibit: B	
CATEGORY	RATE ELEMENTS	Interim	Zone	BCS	USOC	RATES(\$)				Svc Order Submitted Elec per LSR	Svc Order Submitted Manually per LSR	Incremental Charge - Manual Svc Order vs. Electronic-1st	Incremental Charge - Manual Svc Order vs. Electronic-Add'l	Incremental Charge - Manual Svc Order vs. Electronic-Disc 1st	Incremental Charge - Manual Svc Order vs. Electronic-Disc Add'l
							Nonrecurring		Nonrecurring Disconnect		OSS Rates(\$)				
						Rec	First	Add'l	First	Add'l	SOME C	SOMAN	SOMAN	SOMAN	SOMAN
	CLEC to CLEC Conversion Charge without outside dispatch			UHL	UREWO		86.32	40.48				15.69			
	4-WIRE HIGH BIT RATE DIGITAL SUBSCRIBER LINE (HDSL) COMPATIBLE LOOP														
	4 Wire Unbundled HDSL Loop including manual service inquiry and facility reservation - Zone 1		1	UHL	UHL4X	16.02	158.18	107.89	55.12	10.38		15.69			
	4-Wire Unbundled HDSL Loop including manual service inquiry and facility reservation - Zone 2		2	UHL	UHL4X	14.33	158.18	107.89	55.12	10.38		15.69			
	4-Wire Unbundled HDSL Loop including manual service inquiry and facility reservation - Zone 3		3	UHL	UHL4X	16.84	158.18	107.89	55.12	10.38		15.69			
	Order Coordination for Specified Conversion Time (per LSR)			UHL	OCOSL		18.13								
	4-Wire Unbundled HDSL Loop without manual service inquiry and facility reservation - Zone 1		1	UHL	UHL4W	16.02	133.14	95.16	55.12	10.38		15.69			
	4-Wire Unbundled HDSL Loop without manual service inquiry and facility reservation - Zone 2		2	UHL	UHL4W	14.33	133.14	95.16	55.12	10.38		15.69			
	4-Wire Unbundled HD SL Loop without manual service inquiry and facility reservation - Zone 3		3	UHL	UHL4W	16.84	133.14	95.16	55.12	10.38		15.69			
	Order Coordination for Specified Conversion Time (per LSR)			UHL	OCOSL		18.13								
	CLEC to CLEC Conversion Charge without outside dispatch			UHL	UREWO		86.32	40.48				15.69			
	4-WIRE DS1 DIGITAL LOOP														
	4-Wire DS1 Digital Loop - Zone 1		1	USL	USLXX	79.51	253.03	157.89	44.80	11.73		15.69			
	4-Wire DS1 Digital Loop - Zone 2		2	USL	USLXX	136.00	253.03	157.89	44.80	11.73		15.69			
	4-Wire DS1 Digital Loop - Zone 3		3	USL	USLXX	229.15	253.03	157.89	44.80	11.73		15.69			
	Order Coordination for Specified Conversion Time (per LSR)			USL	OCOSL		18.13								
	CLEC to CLEC Conversion Charge without outside dispatch			USL	UREWO		101.30	43.13				15.69			
	4-WIRE 19.2, 56 OR 64 KBPS DIGITAL GRADE LOOP														
	4 Wire Unbundled Digital 19.2 Kbps		1	UDL	UDL19	29.93	126.66	89.12	59.35	14.61		15.69			
	4 Wire Unbundled Digital 19.2 Kbps		2	UDL	UDL19	33.99	126.66	89.12	59.35	14.61		15.69			
	4 Wire Unbundled Digital 19.2 Kbps		3	UDL	UDL19	34.74	126.66	89.12	59.35	14.61		15.69			
	4 Wire Unbundled Digital Loop 56 Kbps - Zone 1		1	UDL	UDL56	29.93	126.66	89.12	59.35	14.61		15.69			
	4 Wire Unbundled Digital Loop 56 Kbps - Zone 2		2	UDL	UDL56	33.99	126.66	89.12	59.35	14.61		15.69			
	4 Wire Unbundled Digital Loop 56 Kbps - Zone 3		3	UDL	UDL56	34.74	126.66	89.12	59.35	14.61		15.69			
	Order Coordination for Specified Conversion Time (per LSR)			UDL	OCOSL		18.13								
	4 Wire Unbundled Digital Loop 64 Kbps - Zone 1		1	UDL	UDL64	29.93	126.66	89.12	59.35	14.61		15.69			
	4 Wire Unbundled Digital Loop 64 Kbps - Zone 2		2	UDL	UDL64	33.99	126.66	89.12	59.35	14.61		15.69			
	4 Wire Unbundled Digital Loop 64 Kbps - Zone 3		3	UDL	UDL64	34.74	126.66	89.12	59.35	14.61		15.69			
	Order Coordination for Specified Conversion Time (per LSR)			UDL	OCOSL		18.13								
	CLEC to CLEC Conversion Charge without outside dispatch			UDL	UREWO		102.34	49.85				15.69			
	2-WIRE Unbundled COPPER LOOP														
	2-Wire Unbundled Copper Loop/Short including manual service inquiry & facility reservation - Zone 1		1	UCL	UCLPB	12.19	119.91	69.62	50.37	7.93		15.69			
	2-Wire Unbundled Copper Loop/Short including manual service inquiry & facility reservation - Zone 2		2	UCL	UCLPB	13.71	119.91	69.62	50.37	7.93		15.69			
	2 Wire Unbundled Copper Loop/Short including manual service inquiry & facility reservation - Zone 3		3	UCL	UCLPB	14.14	119.91	69.62	50.37	7.93		15.69			
	Order Coordination for Unbundled Copper Loops (per loop)			UCL	UCLMC		8.17	8.17							
	2-Wire Unbundled Copper Loop/Short without manual service inquiry and facility reservation - Zone 1		1	UCL	UCLPW	12.19	94.87	56.89	50.37	7.93		15.69			
	2-Wire Unbundled Copper Loop/Short without manual service inquiry and facility reservation - Zone 2		2	UCL	UCLPW	13.71	94.87	56.89	50.37	7.93		15.69			
	2-Wire Unbundled Copper Loop/Short without manual service inquiry and facility reservation - Zone 3		3	UCL	UCLPW	14.14	94.87	56.89	50.37	7.93		15.69			
	Order Coordination for Unbundled Copper Loops (per loop)			UCL	UCLMC		8.17	8.17							
	2-Wire Unbundled Copper Loop/Long - includes manual svc. inquiry and facility reservation - Zone 1		1	UCL	UCL2L	38.22	119.91	69.62	50.37	7.93		15.69			
	2-Wire Unbundled Copper Loop/Long - includes manual svc. inquiry and facility reservation - Zone 2		2	UCL	UCL2L	55.33	119.91	69.62	50.37	7.93		15.69			
	2-Wire Unbundled Copper Loop/Long - includes manual svc. inquiry and facility reservation - Zone 3		3	UCL	UCL2L	67.95	119.91	69.62	50.37	7.93		15.69			
	Order Coordination for Unbundled Copper Loops (per loop)			UCL	UCLMC		8.17	8.17							

UNBUNDLED NETWORK ELEMENTS - South Carolina

CATEGORY	RATE ELEMENTS		Interim	Zone	BCS	USOC	RATES(\$)					Svc Order Submitted Elec per LSR	Svc Order Submitted Manually per LSR	Incremental Charge - Manual Svc Order vs. Electronic-1st	Incremental Charge - Manual Svc Order vs. Electronic-Add'l	Incremental Charge - Manual Svc Order vs. Electronic-Disc 1st	Incremental Charge - Manual Svc Order vs. Electronic-Disc Add'l
							Rec	First	Add'l	First	Add'l	SOMEc	SOMAN	SOMAN	SOMAN	SOMAN	SOMAN
		2-Wire Unbundled Copper Loop/Long - without manual service inquiry and facility reservation - Zone 1		1	UCL	UCL2W	38.22	94.87	56.89	50.37	7.93		15.69				
		2-Wire Unbundled Copper Loop/Long - without manual service inquiry and facility reservation - Zone 2		2	UCL	UCL2W	55.33	94.87	56.89	50.37	7.93		15.69				
		2-Wire Unbundled Copper Loop/Long - without manual service inquiry and facility reservation - Zone 3		3	UCL	UCL2W	67.95	94.87	56.89	50.37	7.93		15.69				
		Order Coordination for Unbundled Copper Loops (per loop)			UCL	UCLMC		8.17	8.17								
		CLEC to CLEC Conversion Charge without outside dispatch (UCL-Des)			UCL	UREWO		94.87	42.57				15.69				
4-WIRE COPPER LOOP																	
		4-Wire Copper Loop/Short - including manual service inquiry and facility reservation - Zone 1		1	UCL	UCL4S	19.64	144.17	93.88	55.12	10.38		15.69				
		4-Wire Copper Loop/Short - including manual service inquiry and facility reservation - Zone 2		2	UCL	UCL4S	20.90	144.17	93.88	55.12	10.38		15.69				
		4-Wire Copper Loop/Short - including manual service inquiry and facility reservation - Zone 3		3	UCL	UCL4S	19.34	144.17	93.88	55.12	10.38		15.69				
		Order Coordination for Unbundled Copper Loops (per loop)			UCL	UCLMC		8.17	8.17								
		4-Wire Copper Loop/Short - without manual service inquiry and facility reservation - Zone 1		1	UCL	UCL4W	19.64	119.13	81.15	55.12	10.38		15.69				
		4-Wire Copper Loop/Short - without manual service inquiry and facility reservation - Zone 2		2	UCL	UCL4W	20.90	119.13	81.15	55.12	10.38		15.69				
		4-Wire Copper Loop/Short - without manual service inquiry and facility reservation - Zone 3		3	UCL	UCL4W	19.34	119.13	81.15	55.12	10.38		15.69				
		Order Coordination for Unbundled Copper Loops (per loop)			UCL	UCLMC		8.17	8.17								
		4-Wire Unbundled Copper Loop/Long - includes manual svc. inquiry and facility reservation - Zone 1		1	UCL	UCL4L	77.29	144.17	93.88	55.12	10.38		15.69				
		4-Wire Unbundled Copper Loop/Long - includes manual svc. inquiry and facility reservation - Zone 2		2	UCL	UCL4L	118.78	144.17	93.88	55.12	10.38		15.69				
		4-Wire Unbundled Copper Loop/Long - includes manual svc. inquiry and facility reservation - Zone 3		3	UCL	UCL4L	144.10	144.17	93.88	55.12	10.38		15.69				
		Order Coordination for Unbundled Copper Loops (per loop)			UCL	UCLMC		8.17	8.17								
		4-Wire Unbundled Copper Loop/Long - without manual svc. inquiry and facility reservation - Zone 1		1	UCL	UCL4O	77.29	119.44	81.45	55.12	10.38		15.69				
		4-Wire Unbundled Copper Loop/Long - without manual svc. inquiry and facility reservation - Zone 2		2	UCL	UCL4O	118.78	119.44	81.45	55.12	10.38		15.69				
		4-Wire Unbundled Copper Loop/Long - without manual svc. inquiry and facility reservation - Zone 3		3	UCL	UCL4O	144.10	119.44	81.45	55.12	10.38		15.69				
		Order Coordination for Unbundled Copper Loops (per loop)			UCL	UCLMC		8.17	8.17								
		CLEC to CLEC Conversion Charge without outside dispatch (UCL-Des)			UCL	UREWO		94.87	42.57				15.69				
LOOP MODIFICATION																	
		Unbundled Loop Modification, Removal of Load Coils - 2 Wire pair less than or equal to 18k ft			UAL, UHL, UCL, UEQ, ULS, UEA, UEANL, UDL, UDC, UDN, UDL, USL	ULM2L		32.46	32.46				15.69				
		Unbundled Loop Modification, Removal of Load Coils - 2 wire greater than 18k ft			UCL, ULS	ULM2G		170.89	170.89				15.69				
		Unbundled Loop Modification Removal of Load Coils - 4 Wire less than or equal to 18K ft			UHL, UCL	ULM4L		32.46	32.46				15.69				
		Unbundled Loop Modification Removal of Load Coils - 4 Wire pair greater than 18k ft			UCL	ULM4G		170.89	170.89				15.69				
		Unbundled Loop Modification Removal of Bridged Tap Removal, per unbundled loop			UAL, UHL, UCL, UEQ, UEF, ULS, UEA, UEANL, UDL, UDC, UDN, UDL, USL	ULMBT		32.48	32.48				15.69				
SUB-LOOPS																	
	Sub-Loop Distribution																

UNBUNDLED NETWORK ELEMENTS - South Carolina												Attachment: 2		Exhibit: B			
CATEGORY		RATE ELEMENTS	Interim	Zone	BCS	USOC	RATES(\$)				Svc Order Submitted Elec per LSR	Svc Order Submitted Manually per LSR	Incremental Charge - Manual Svc Order vs. Electronic-1st	Incremental Charge - Manual Svc Order vs. Electronic-Add'l	Incremental Charge - Manual Svc Order vs. Electronic-Disc 1st	Incremental Charge - Manual Svc Order vs. Electronic-Disc Add'l	
								Nonrecurring		Nonrecurring Disconnect		OSS Rates(\$)					
							Rec	First	Add'l	First	Add'l	SOME C	SOMAN	SOMAN	SOMAN	SOMAN	SOMAN
		Sub-Loop - Per Cross Box Location - CLEC Feeder Facility Set-Up	I		UEANL	USBSA		241.42	241.42				15.69				
		Sub-Loop - Per Cross Box Location - Per 25 Pair Panel Set-Up	I		UEANL	USBSB		22.69	22.69				15.69				
		Sub-Loop - Per Building Equipment Room - CLEC Feeder Facility Set-Up	I		UEANL	USBSC		177.84	177.84				15.69				
		Sub-Loop - Per Building Equipment Room - Per 25 Pair Panel Set-Up	I		UEANL	USBSD		55.58	55.58				15.69				
		Sub-Loop Distribution Per 2-Wire Analog Voice Grade Loop - Zone 1	I	1	UEANL	USBN2	8.87	65.94	31.03	45.35	6.71		15.69				
		Sub-Loop Distribution Per 2-Wire Analog Voice Grade Loop - Zone 2	I	2	UEANL	USBN2	12.58	65.94	31.03	45.35	6.71		15.69				
		Sub-Loop Distribution Per 2-Wire Analog Voice Grade Loop - Zone 3	I	3	UEANL	USBN2	14.79	65.94	31.03	45.35	6.71		15.69				
		Order Coordination for Unbundled Sub-Loops, per sub-loop pair			UEANL	USBMC		8.17	8.17								
		Sub-Loop Distribution Per 4-Wire Analog Voice Grade Loop - Zone 1		1	UEANL	USBN4	14.11	79.21	44.29	49.82	9.09		15.69				
		Sub-Loop Distribution Per 4-Wire Analog Voice Grade Loop - Zone 2		2	UEANL	USBN4	19.40	79.21	44.29	49.82	9.09		15.69				
		Sub-Loop Distribution Per 4-Wire Analog Voice Grade Loop - Zone 3		3	UEANL	USBN4	18.90	79.21	44.29	49.82	9.09		15.69				
		Order Coordination for Unbundled Sub-Loops, per sub-loop pair			UEANL	USBMC		8.17	8.17								
		Sub-Loop 2-Wire Intrabuilding Network Cable (INC)	I		UEANL	USBR2	2.41	53.13	18.21	45.35	6.71		15.69				
		Order Coordination for Unbundled Sub-Loops, per sub-loop pair			UEANL	USBMC		8.17	8.17								
		Sub-Loop 4-Wire Intrabuilding Network Cable (INC)	I		UEANL	USBR4	5.36	59.38	24.47	49.82	9.09		15.69				
		Order Coordination for Unbundled Sub-Loops, per sub-loop pair			UEANL	USBMC		8.17	8.17								
		2 Wire Copper Unbundled Sub-Loop Distribution - Zone 1	I	1	UEF	UCS2X	7.11	65.94	31.03	45.35	6.71		15.69				
		2 Wire Copper Unbundled Sub-Loop Distribution - Zone 2	I	2	UEF	UCS2X	9.83	65.94	31.03	45.35	6.71		15.69				
		2 Wire Copper Unbundled Sub-Loop Distribution - Zone 3	I	3	UEF	UCS2X	10.48	65.94	31.03	45.35	6.71		15.69				
		Order Coordination for Unbundled Sub-Loops, per sub-loop pair			UEF	USBMC		8.17	8.17								
		4 Wire Copper Unbundled Sub-Loop Distribution - Zone 1	I	1	UEF	UCS4X	7.85	79.21	44.29	49.82	9.09		15.69				
		4 Wire Copper Unbundled Sub-Loop Distribution - Zone 2	I	2	UEF	UCS4X	14.17	79.21	44.29	49.82	9.09		15.69				
		4 Wire Copper Unbundled Sub-Loop Distribution - Zone 3	I	3	UEF	UCS4X	12.64	79.21	44.29	49.82	9.09		15.69				
		Order Coordination for Unbundled Sub-Loops, per sub-loop pair			UEF	USBMC		8.17	8.17								
		Unbundled Sub-Loop Modification															
		Unbundled Sub-Loop Modification - 2-W Copper Dist Load Coil/Equip Removal per 2-W PR			UEF	ULM2X		176.17	5.11				15.69				
		Unbundled Sub-loop Modification - 4-W Copper Dist Load Coil/Equip Removal per 4-W PR			UEF	ULM4X		176.17	5.11				15.69				
		Unbundled Sub-loop Modification - 2-w/4-w Copper Dist Bridged Tap Removal, per PR unloaded			UEF	ULM4T		278.82	6.13				15.69				
		Unbundled Network Terminating Wire (UNTW)															
		Unbundled Network Terminating Wire (UNTW) per Pair			UENTW	UENPP	0.3303	30.20	30.20				15.69				
		Network Interface Device (NID)															
		Network Interface Device (NID) - 1-2 lines			UENTW	UND12		43.68	28.79				15.69				
		Network Interface Device (NID) - 1-6 lines			UENTW	UND16		64.42	49.53				15.69				
		Network Interface Device Cross Connect - 2 W			UENTW	UNDC2		5.92	5.92				15.69				
		Network Interface Device Cross Connect - 4W			UENTW	UNDC4		5.92	5.92				15.69				
SUB-LOOPS																	
		Sub-Loop Feeder															
		USL-Feeder, DS0 Set-up per Cross Box location - CLEC Distribution Facility set-up			UEA, UDN, UCL, UDL, UDC	USBFW		241.42					15.69				

UNBUNDLED NETWORK ELEMENTS - South Carolina

CATEGORY		RATE ELEMENTS	Interi m	Zone	BCS	USOC	RATES(\$)				Svc Order Submitted Elec per LSR	Svc Order Submitted Manually per LSR	Incremental Charge - Manual Svc Order vs. Electronic- 1st	Incremental Charge - Manual Svc Order vs. Electronic- Add'l	Incremental Charge - Manual Svc Order vs. Electronic- Disc 1st	Incremental Charge - Manual Svc Order vs. Electronic- Disc Add'l
							Rec	First	Add'l	First	Add'l	SOMEc	SOMAN	SOMAN	SOMAN	SOMAN
		USL Feeder - DS0 Set-up per Cross Box location - per 25 pair set-up			UEA, UDN,UCL,UDL,UDC	USBFX		22.69	22.69				15.69			
		USL Feeder DS1 Set-up at DSX location, per DS1 termination			USL	USBFZ		523.87	11.34				15.69			
		Unbundled Sub-Loop Feeder Loop, 2 Wire Ground Start, Voice Grade - Zone 1		1	UEA	USBFA	8.93	93.28	56.69	54.68	13.74		15.69			
		Unbundled Sub-Loop Feeder Loop, 2 Wire Ground-Start, Voice Grade - Zone 2		2	UEA	USBFA	11.74	93.28	56.69	54.68	13.74		15.69			
		Unbundled Sub-Loop Feeder Loop, Per 2 Wire Ground-Start, Voice Grade - Zone 3		3	UEA	USBFA	14.74	93.28	56.69	54.68	13.74		15.69			
		Order Coordination for Specified Conversion Time, per LSR			UEA	OCOSL		18.13								
		Unbundlde Sub-Loop Feeder Loop, 2 Wire Loop-Start, Voice Grade - Zone 1		1	UEA	USBFB	8.93	93.28	56.69	54.68	13.74		15.69			
		Unbundled Sub-Loop Feeder Loop, 2 Wire Loop-Start, Voice Grade - Zone 2		2	UEA	USBFB	11.74	93.28	56.69	54.68	13.74		15.69			
		Unbundled Sub-Loop Feeder Loop, 2 Wire Start Loop, Voice Grade - Zone 3		3	UEA	USBFB	14.74	93.28	56.69	54.68	13.74		15.69			
		Order Coordination for Specified Time Conversion, per LSR			UEA	OCOSL		18.13								
		Unbundled Sub-Loop Feeder Loop, 2 Wire Reverse Battery, Voice Grade - Zone 1		1	UEA	USBFC	8.93	93.28	56.69	54.68	13.74		15.69			
		Unbundled Sub-Loop Feeder Loop, 2 Wire Reverse Battery, Voice Grade - Zone 2		2	UEA	USBFC	11.74	93.28	56.69	54.68	13.74		15.69			
		Unbundled Sub-Loop Feeder Loop, 2 Wire Analog Reverse Battery, Voice Grade - Zone 3		3	UEA	USBFC	14.74	93.28	56.69	54.68	13.74		15.69			
		Order Coordination For Specified Conversion Time, per LSR			UEA	OCOSL		18.13								
		Unbundled Sub-Loop Feeder Loop, 4 Wire Ground-Start, Voice Grade - Zone 1		1	UEA	USBFD	21.63	107.91	70.36	62.26	17.52		15.69			
		Unbundled Sub-Loop Feeder Loop, 4 Wire Ground-Start, Voice Grade - Zone 2		2	UEA	USBFD	27.57	107.91	70.36	62.26	17.52		15.69			
		Unbundled Sub-Loop Feeder Loop, 4 Wire Ground Start, Voice Grade - Zone 3		3	UEA	USBFD	26.04	107.91	70.36	62.26	17.52		15.69			
		Order Coordination For Specified Conversion Time, Per LSR			UEA	OCOSL		18.13								
		Unbundled Sub-Loop Feeder Loop, 4 Wire Loop-Start, Voice Grade - Zone 1		1	UEA	USBFE	21.63	107.91	70.36	62.26	17.52		15.69			
		Unbundled Sub-Loop Feeder Loop, 4 Wire Loop-Start, Voice Grade - Zone 2		2	UEA	USBFE	27.57	107.91	70.36	62.26	17.52		15.69			
		Unbundled Sub-Loop Feeder Loop, 4 Wire Loop-Start, Voice Grade - Zone 3		3	UEA	USBFE	26.04	107.91	70.36	62.26	17.52		15.69			
		Order Coordination For Specified Conversion Time, Per LSR			UEA	OCOSL		18.13								
		Unbundled Sub-Loop Feeder Loop, 2 Wire ISDN BRI - Zone 1		1	UDN	USBFF	17.05	106.47	68.92	55.81	13.37		15.69			
		Unbundled Sub-Loop Feeder Loop, 2-Wire ISDN BRI - Zone 2		2	UDN	USBFF	20.92	106.47	68.92	55.81	13.37		15.69			
		Unbundled Sub-Loop Feeder Loop, 2-Wire ISDN BRI - Zone 3		3	UDN	USBFF	23.49	106.47	68.92	55.81	13.37		15.69			
		Order Coordination For Specified Conversion Time, Per LSR			UDN	OCOSL		18.13								
		Unbundled Sub-Loop Feeder, 2 Wire UDC (IDSL compatible)		1	UDC	USBFS	17.05	106.47	68.92	55.81	13.37		15.69			
		Unbundled Sub-Loop Feeder, 2 Wire UDC (IDSL compatible)		2	UDC	USBFS	20.92	106.47	68.92	55.81	13.37		15.69			
		Unbundled Sub-Loop Feeder, 2 Wire UDC (IDSL compatible)		3	UDC	USBFS	23.49	106.47	68.92	55.81	13.37		15.69			
		Unbundled Sub-Loop Feeder Loop, 4-Wire DS1 - Zone 1		1	USL	USBFG	55.85	102.19	64.64	62.26	17.52		15.69			
		Unbundled Sub-Loop Feeder Loop, 4-Wire DS1 - Zone 2		2	USL	USBFG	109.16	102.19	64.64	62.26	17.52		15.69			
		Unbundled Sub-Loop Feeder Loop, 4-Wire DS1 - Zone 3		3	USL	USBFG	203.35	102.19	64.64	62.26	17.52		15.69			
		Order Coordination For Specified Conversion Time, Per LSR			USL	OCOSL		18.13								
		Unbundled Sub-Loop Feeder, 2-Wire Copper Loop - Zone 1		1	UCL	USBFH	5.98	83.97	46.42	53.14	10.69		15.69			
		Unbundled Sub-Loop Feeder Loop, 2-Wire Copper Loop - Zone 2		2	UCL	USBFH	4.80	83.97	46.42	53.14	10.69		15.69			
		Unbundled Sub-Loop Feeder Loop, 2-Wire Copper Loop - Zone 3		3	UCL	USBFH	4.59	83.97	46.42	53.14	10.69		15.69			
		Order Coordination For Specified Conversion Time, per LSR			UCL	OCOSL		18.13								
		Sub-Loop Feeder - Per 4-Wire Copper Loop - Zone 1		1	UCL	USBFJ	13.21	101.22	63.67	58.03	13.29		15.69			
		Sub-Loop Feeder - Per 4-Wire Copper Loop - Zone 2		2	UCL	USBFJ	8.28	101.22	63.67	58.03	13.29		15.69			
		Sub-Loop Feeder - Per 4-Wire Copper Loop - Zone 3		3	UCL	USBFJ	8.42	101.22	63.67	58.03	13.29		15.69			
		Order Coordination For Specified Conversion Time, per LSR			UCL	OCOSL		18.13								

UNBUNDLED NETWORK ELEMENTS - South Carolina

CATEGORY		RATE ELEMENTS	Inter m	Zone	BCS	USOC	RATES(\$)					Svc Order Submitted Elec per LSR	Svc Order Submitted Manually per LSR	Incremental Charge - Manual Svc Order vs. Electronic- 1st	Incremental Charge - Manual Svc Order vs. Electronic- Add'l	Incremental Charge - Manual Svc Order vs. Electronic- Disc 1st	Incremental Charge - Manual Svc Order vs. Electronic- Disc Add'l
								Nonrecurring		Nonrecurring Disconnect		OSS Rates(\$)					
							Rec	First	Add'l	First	Add'l	SOMEc	SOMAN	SOMAN	SOMAN	SOMAN	SOMAN
		Sub-Loop Feeder - Per 4-Wire 19.2 Kbps Digital Grade Loop		1	UDL	USBFN	21.02	102.19	64.64	62.26	17.52		15.69				
		Sub-Loop Feeder - Per 4-Wire 19.2 Kbps Digital Grade Loop		2	UDL	USBFN	21.30	102.19	64.64	62.26	17.52		15.69				
		Sub-Loop Feeder - Per 4-Wire 19.2 Kbps Digital Grade Loop		3	UDL	USBFN	20.17	102.19	64.64	62.26	17.52		15.69				
		Sub-Loop Feeder - Per 4-Wire 56 Kbps Digital Grade Loop - Zone 1		1	UDL	USBFO	21.02	102.19	64.64	62.26	17.52		15.69				
		Sub-Loop Feeder - Per 4-Wire 56 Kbps Digital Grade Loop - Zone 2		2	UDL	USBFO	21.30	102.19	64.64	62.26	17.52		15.69				
		Sub-Loop Feeder - Per 4-Wire 56 Kbps Digital Grade Loop - Zone 3		3	UDL	USBFO	20.17	102.19	64.64	62.26	17.52		15.69				
		Order Coordination For Specified Time Conversion, per LSR			UDL	OCOSL		18.13									
		Sub-Loop Feeder - Per 4-Wire 64 Kbps Digital Grade Loop - Zone 1		1	UDL	USBFN	21.02	102.19	64.64	62.26	17.52		15.69				
		Sub-Loop Feeder - Per 4-Wire 64 Kbps Digital Grade Loop - Zone 2		2	UDL	USBFN	21.30	102.19	64.64	62.26	17.52		15.69				
		Sub-Loop Feeder - Per 4-Wire 64 Kbps Digital Grade Loop - Zone 3		3	UDL	USBFN	20.17	102.19	64.64	62.26	17.52		15.69				
		Order Coordination For Specified Conversion Time, per LSR			UDL	OCOSL		18.13									
SUB-LOOPS																	
	Sub-Loop Feeder																
		Sub Loop Feeder - DS3 - Per Mile Per Month			UE3	1L5SL	20.44										
		Sub Loop Feeder - DS3 - Facility Termination Per Month			UE3	USBF1	348.12	3,392.00	407.90	160.83	91.17		15.69				
		Sub Loop Feeder - STS-1 - Per Mile Per Month			UDLSX	1L5SL	20.44										
		Sub Loop Feeder - STS-1 - Facility Termination Per Month			UDLSX	USBF7	369.07	3,392.00	407.90	160.83	91.17		15.69				
		Sub Loop Feeder - OC-3 - Per Mile Per Month			UDLO3	1L5SL	15.51										
		Sub Loop Feeder - OC-3 - Facility Termination Protection Per Month			UDLO3	USBF5	56.04										
		Sub Loop Feeder - OC-3 - Facility Termination Per Month			UDLO3	USBF2	565.50	3,392.00	407.90	160.83	91.17		15.69				
		Sub Loop Feeder - OC-12 - Per Mile Per Month			UDL12	1L5SL	19.08										
		Sub Loop Feeder - OC-12 - Facility Termination Protection Per Month			UDL12	USBF6	669.82										
		Sub Loop Feeder - OC-12 - Facility Termination Per Month			UDL12	USBF3	1,840.00	3,392.00	407.90	160.83	91.17		15.69				
		Sub Loop Feeder - OC-48 - Per Mile Per Month			UDL48	1L5SL	62.60										
		Sub Loop Feeder - OC-48 - Facility Termination Protection Per Month			UDL48	USBF9	326.16										
		Sub Loop Feeder - OC-48 - Facility Termination Per Month			UDL48	USBF4	1,560.00	3,578.00	407.90	160.83	91.17		15.69				
		Sub Loop Feeder - OC-12 Interface On OC-48			UDL48	USBF8	366.86	789.85	407.90	160.83	91.17		15.69				
UNBUNDLED LOOP CONCENTRATION																	
		Unbundled Loop Concentration - System A (TR008)			ULC	UCT8A	318.73	326.13	326.13				15.69				
		Unbundled Loop Concentration - System B (TR008)			ULC	UCT8B	46.69	135.89	135.89				15.69				
		Unbundled Loop Concentration - System A (TR303)			ULC	UCT3A	351.78	326.13	326.13				15.69				
		Unbundled Loop Concentration - System B (TR303)			ULC	UCT3B	78.67	135.89	135.89				15.69				
		Unbundled Loop Concentration - DS1 Loop Interface Card			ULC	UCTCO	4.42	63.43	46.18	16.83	4.71		15.69				
		Unbundled Loop Concentration - ISDN Loop Interface (Brite Card)			UDN	ULCC1	7.02	10.56	10.50	5.41	5.37		15.69				
		Unbundled Loop Concentration - UDC Loop Interface (Brite Card)			UDC	ULCCU	7.02	10.56	10.50	5.41	5.37		15.69				
		Unbundled Loop Concentration - -2 Wire Voice-Loop Start or Ground Start Loop Interface (POTS Card)			UEA	ULCC2	1.75	10.56	10.50	5.41	5.37		15.69				
		Unbundled Loop Concentration - 2 Wire Voice - Reverse Battery Loop Interface (SPOTS Card)			UEA	ULCCR	10.42	10.56	10.50	5.41	5.37		15.69				
		Unbundled Loop Concentration - 4 Wire Voice Loop Interface (Specials Card)			UEA	ULCC4	6.22	10.56	10.50	5.41	5.37		15.69				
		Unbundled Loop Concentration - TEST CIRCUIT Card			ULC	UCTTC	30.38	10.56	10.50	5.41	5.37		15.69				
		Unbundled Loop Concentration - Digital 19.2 Kbps Data Loop Interface			UDL	ULCC7	9.21	10.56	10.50	5.41	5.37		15.69				
		Unbundled Loop Concentration - Digital 56 Kbps Data Loop Interface			UDL	ULCC5	9.21	10.56	10.50	5.41	5.37		15.69				
		Unbundled Loop Concentration - Digital 64 Kbps Data Loop Interface			UDL	ULCC6	9.21	10.56	10.50	5.41	5.37		15.69				

UNBUNDLED NETWORK ELEMENTS - South Carolina											Attachment: 2		Exhibit: B				
CATEGORY	RATE ELEMENTS		Interim	Zone	BCS	USOC	RATES(\$)				Svc Order Submitted Elec per LSR	Svc Order Submitted Manually per LSR	Incremental Charge - Manual Svc Order vs. Electronic-1st	Incremental Charge - Manual Svc Order vs. Electronic-Add'l	Incremental Charge - Manual Svc Order vs. Electronic-Disc 1st	Incremental Charge - Manual Svc Order vs. Electronic-Disc Add'l	
								Nonrecurring		Nonrecurring Disconnect		OSS Rates(\$)					
							Rec	First	Add'l	First	Add'l	SOMEC	SOMAN	SOMAN	SOMAN	SOMAN	SOMAN
UNE OTHER, PROVISIONING ONLY - NO RATE																	
		NID - Dispatch and Service Order for NID installation			UENTW	UNDBX											
		UNTW Circuit Id Establishment, Provisioning Only - No Rate			UENTW	UENCE											
		Unbundled Contract Name, Provisioning Only - No Rate			UEANL,UEF,UEQ,UENTW	UNECN											
UNE OTHER, PROVISIONING ONLY - NO RATE																	
		Unbundled Contact Name, Provisioning Only - no rate			UAL,UCL,UDC,UDL,UDN,UEA,UHL,ULC	UNECN	0.00	0.00									
		Unbundled Sub-Loop Feeder-2 Wire Cross Box Jumper - no rate			UEA,UDN,UCL,UDC	USBFQ	0.00	0.00									
		Unbundled Sub-Loop Feeder-4 Wire Cross Box Jumper - no rate			UEA,USL,UCL,UDL	USBFR	0.00	0.00									
		Unbundled DS1 Loop - Superframe Format Option - no rate			USL	CCOSF	0.00	0.00									
		Unbundled DS1 Loop - Expanded Superframe Format option - no rate			USL	CCOEF	0.00	0.00									
HIGH CAPACITY UNBUNDLED LOCAL LOOP																	
		High Capacity Unbundled Local Loop - DS3 - Per Mile per month			UE3	1L5ND	12.26										
		High Capacity Unbundled Local Loop - DS3 - Facility Termination per month			UE3	UE3PX	306.36	452.52	264.53	119.75	83.77		15.69				
		High Capacity Unbundled Local Loop - STS-1 - Per Mile per month			UDLSX	1L5ND	12.26						15.69				
		High Capacity Unbundled Local Loop - STS-1 - Facility Termination per month			UDLSX	UDLS1	313.49	452.52	264.53	119.75	83.77		15.69				
LOOP MAKE-UP																	
		Loop Makeup - Preordering Without Reservation, per working or spare facility queried (Manual).			UMK	UMKLW		24.04	24.04								
		Loop Makeup - Preordering With Reservation, per spare facility queried (Manual).			UMK	UMKLP		25.49	25.49								
		Loop Makeup--With or Without Reservation, per working or spare facility queried (Mechanized)			UMK	PSUMK		0.34	0.34								
HIGH FREQUENCY SPECTRUM																	
SPLITTERS-CENTRAL OFFICE BASED																	
		Line Sharing Splitter, per System 96 Line Capacity			ULS	ULSDA	216.22	189.21	0.00	178.38	0.00		15.69				
		Line Sharing Splitter, per System 24 Line Capacity			ULS	ULSDB	54.05	189.21	0.00	178.38	0.00		15.69				
		Line Sharing Splitter, Per System, 8 Line Capacity	I		ULS	ULSD8	18.02	189.21	0.00	178.38	0.00		15.69				
		Line Sharing-DLEC Owned Splitter in CO-CFA activation-deactivation (per LSOD)			ULS	ULSDG		86.67		49.95			15.69				
END USER ORDERING-CENTRAL OFFICE BASED-HIGH FREQUENCY SPECTRUM AKA LINE SHARING																	
		Line Sharing - per Line Activation (BST owned Splitter)			ULS	ULSDC	0.61	18.55	10.62	10.04	4.93		15.69				
		Line Sharing - per Subsequent Activity per Line Rearrangement(BST Owned Splitter)			ULS	ULSDS		16.42	8.21				15.69				
		Line Sharing - per Subsequent Activity per Line Rearrangement(DLEC Owned Splitter)			ULS	ULSCS		16.42	8.21				15.69				
		Line Sharing - per Line Activation (DLEC owned Splitter)	I		ULS	ULSCC	0.61	47.44	19.31	20.67	12.74		15.69				
		Line Splitting - per line activation DLEC owned splitter	I		UEPSR UEPSB	UREOS	0.61										
		Line Splitting - per line activation BST owned - physical	I		UEPSR UEPSB	UREBP	0.644	37.09	21.24	20.07	9.85		15.69				
		Line Splitting - per line activation BST owned - virtual	I		UEPSR UEPSB	UREBV	0.642	37.09	21.24	20.07	9.85		15.69				
UNBUNDLED DEDICATED TRANSPORT																	
NOTE: INTEROFFICE CHANNEL DEDICATED TRANSPORT - minimum billing period - below DS3=one month, DS3/STS-1=four months																	
INTEROFFICE CHANNEL - DEDICATED TRANSPORT																	
		Interoffice Channel - Dedicated Transport - 2-Wire Voice Grade - Per Mile per month			U1TVX	1L5XX	0.0167										
		Interoffice Channel - Dedicated Transport- 2- Wire Voice Grade - Facility Termination per month			U1TVX	U1TV2	24.30	40.63	27.47	16.77	6.91		15.69				
		Interoffice Channel - Dedicated Transport- 2-Wire Voice Grade Rev Bat. - Per Mile per month			U1TVX	1L5XX	0.0167										

UNBUNDLED NETWORK ELEMENTS - South Carolina												Attachment: 2		Exhibit: B			
CATEGORY	RATE ELEMENTS		Interim	Zone	BCS	USOC	RATES(\$)				Svc Order Submitted Elec per LSR	Svc Order Submitted Manually per LSR	Incremental Charge - Manual Svc Order vs. Electronic-1st	Incremental Charge - Manual Svc Order vs. Electronic-Add'l	Incremental Charge - Manual Svc Order vs. Electronic-Disc 1st	Incremental Charge - Manual Svc Order vs. Electronic-Disc Add'l	
								Nonrecurring		Nonrecurring Disconnect		OSS Rates(\$)					
							Rec	First	Add'l	First	Add'l	SOMEc	SOMAN	SOMAN	SOMAN	SOMAN	SOMAN
		Interoffice Channel - Dedicated Transport- 2- Wire VG Rev Bat - Facility Termination per month			U1TVX	U1TR2	24.30	40.63	27.47	16.77	6.91		15.69				
		Interoffice Channel - Dedicated Transport - 4-Wire Voice Grade - Per Mile per month			U1TVX	1L5XX	0.0167										
		Interoffice Channel - Dedicated Transport - 4- Wire Voice Grade - Facility Termination per month			U1TVX	U1TV4	21.29	40.63	27.47	16.77	6.91		15.69				
		Interoffice Channel - Dedicated Transport - 56 kbps - per mile per month			U1TDX	1L5XX	0.0167										
		Interoffice Channel - Dedicated Transport - 56 kbps - Facility Termination per month			U1TDX	U1TD5	16.76	40.63	27.47	16.77	6.91		15.69				
		Interoffice Channel - Dedicated Transport - 64 kbps - per mile per month			U1TDX	1L5XX	0.0167										
		Interoffice Channel - Dedicated Transport - 64 kbps - Facility Termination per month			U1TDX	U1TD6	16.76	40.63	27.47	16.77	6.91		15.69				
		Interoffice Channel - Dedicated Channel - DS1 - Per Mile per month			U1TD1	1L5XX	0.3415										
		Interoffice Channel - Dedicated Tranport - DS1 - Facility Termination per month			U1TD1	U1TF1	77.14	89.47	81.99	16.39	14.48		15.69				
		Interoffice Channel - Dedicated Transport - DS3 - Per Mile per month			U1TD3	1L5XX	8.02										
		Interoffice Channel - Dedicated Transport - DS3 - Facility Termination per month			U1TD3	U1TF3	880.65	279.37	163.12	60.33	58.59		15.69				
		Interoffice Channel - Dedicated Transport - STS-1 - Per Mile per month			U1TS1	1L5XX	8.02										
		Interoffice Channel - Dedicated Transport - STS-1 - Facility Termination per month			U1TS1	U1TFS	880.55	279.37	163.12	60.33	58.59		15.69				
	LOCAL CHANNEL - DEDICATED TRANSPORT																
	NOTE: LOCAL CHANNEL DEDICATED TRANSPORT - minimum billing period - below DS3=one month, DS3/STS-1=four months																
		Local Channel - Dedicated - 2-Wire Voice Grade Per Month			ULDVX	ULDV2	15.33	193.53	33.24	36.72	3.21		15.69				
		Local Channel - Dedicated - 2-Wire Voice Grade Rev Bat per month			ULDVX	ULDR2	15.33	193.53	33.24	36.72	3.21		15.69				
		Local Channel - Dedicated - 4-Wire Voice Grade per month			UNDVX	ULDV4	16.54	193.57	33.68	37.19	3.68		15.69				
		Local Channel - Dedicated - DS1 per month - Zone 1		1	ULDD1	ULDF1	42.62	177.87	154.06	22.24	15.30		15.69				
		Local Channel - Dedicated - DS1 per month - Zone 2		2	ULDD1	ULDF1	70.32	177.87	154.06	22.24	15.30		15.69				
		Local Channel - Dedicated - DS1 per month - Zone 3		3	ULDD1	ULDF1	190.68	177.87	154.06	22.24	15.30		15.69				
		Local Channel - Dedicated - DS3 - Per Mile per month			ULDD3	1L5NC	11.93										
		Interoffice Channel - Dedicated Transport - DS3 - Facility Termination per month			U1TD3	U1TF3	446.00	452.52	264.53	119.75	83.77		15.69				
		Local Channel - Dedicated - STS-1- Per Mile per month			ULDS1	1L5NC	11.93										
		Local Channel - Dedicated - STS-1 - Facility Termination per month			ULDS1	ULDFS	435.10	452.52	264.53	119.75	83.77		15.69				
MULTIPLEXERS																	
		Channelization - DS1 to DS0 Channel System			UXTD1	MQ1	107.57	91.24	62.71	10.56	9.81		15.69				
		OCU-DP COCI (data) - DS1 to DS0 Channel System - per month (2.4-64kbs)			UDL	1D1DD	1.19	6.59	4.73				15.69				
		2-wire ISDN COCI (BRITE) - DS1 to DS0 Channel Systsem - per month			UDN	UC1CA	2.56	6.59	4.73				15.69				
		Voice Grade COCI - DS1 to DS0 Channel System - per month			UEA	1D1VG	0.56	6.59	4.73				15.69				
		DS3 to DS1 Channel System per month			UXTD3	MQ3	144.02	178.54	94.18	33.33	31.90		15.69				
		STS1 to DS1 Channel System per month			UXTS1	MQ3	144.02	178.54	94.18	33.33	31.90		15.69				
		DS3 Interface Unit (DS1 COCI) used with Loop per month			USL	UC1D1	8.64	6.59	4.73				15.69				
		DS3 Interface Unit (DS1 COCI) used with Local Channel per month			ULDD1	UC1D1	8.64	6.59	4.73				15.69				
		DS3 Interface Unit (DS1 COCI) used with Interoffice Channel per month			U1TD1	UC1D1	8.64	6.59	4.73				15.69				
DARK FIBER																	
		Dark Fiber, Four Fiber Strands, Per Route Mile or Fraction Thereof per month - Local Channel			UDF	1L5DC	97.65										
		NRC Dark Fiber - Local Channel			UDF	UDFC4		640.51	138.17	317.76	198.11		15.69				

UNBUNDLED NETWORK ELEMENTS - South Carolina												Attachment: 2		Exhibit: B			
CATEGORY	RATE ELEMENTS		Interim	Zone	BCS	USOC	RATES(\$)				Svc Order Submitted Elec per LSR	Svc Order Submitted Manually per LSR	Incremental Charge - Manual Svc Order vs. Electronic-1st	Incremental Charge - Manual Svc Order vs. Electronic-Add'l	Incremental Charge - Manual Svc Order vs. Electronic-Disc 1st	Incremental Charge - Manual Svc Order vs. Electronic-Disc Add'l	
								Nonrecurring		Nonrecurring Disconnect		OSS Rates(\$)					
							Rec	First	Add'l	First	Add'l	SOMEc	SOMAN	SOMAN	SOMAN	SOMAN	SOMAN
		Dark Fiber, Four Fiber Strands, Per Route Mile or Fraction Thereof per month - Interoffice Channel			UDF	1L5DF	36.41										
		NRC Dark Fiber - Interoffice Channel			UDF	UDF14		640.51	138.17	317.76	198.11		15.69				
		Dark Fiber, Four Fiber Strands, Per Route Mile or Fraction Thereof per month - Local Loop			UDF	1L5DL	97.65										
		NRC Dark Fiber - Local Loop			UDF	UDFL4		640.51	138.17	317.76	198.11		15.69				
8XX ACCESS TEN DIGIT SCREENING																	
		8XX Access Ten Digit Screening, Per Call			OHD		0.0006673										
		8XX Access Ten Digit Screening, Reservation Charge Per 8XX Number Reserved			OHD	N8R1X		2.59	0.44				15.69				
		8XX Access Ten Digit Screening, Per 8XX No. Established W/O POTS Translations			OHD			5.95	0.81	4.58	0.54		15.69				
		8XX Access Ten Digit Screening, Per 8XX No. Established With POTS Translations			OHD	N8FTX		5.95	0.81	4.58	0.54		15.69				
		8XX Access Ten Digit Screening, Customized Area of Service Per 8XX Number			OHD	N8FCX		2.59	1.30				15.69				
		8XX Access Ten Digit Screening, Multiple InterLATA CXR Routing Per CXR Requested Per 8XX No.			OHD	N8FMX		3.03	1.74				15.69				
		8XX Access Ten Digit Screening, Change Charge Per Request			OHD	N8FAX		3.03	0.44				15.69				
		8XX Access Ten Digit Screening, Call Handling and Destination Features			OHD	N8FDX		2.59	2.59				15.69				
		8XX Access Ten Digit Screening, w/ 8XX No. Delivery			OHD		0.0006673										
		8XX Access Ten Digit Screening, w/ POTS No. Delivery			OHD		0.0006673										
LINE INFORMATION DATA BASE ACCESS (LIDB)																	
		LIDB Common Transport Per Query			OQT		0.0000246										
		LIDB Validation Per Query			OQU		0.0138158										
		LIDB Originating Point Code Establishment or Change			OQT, OQU	NRPBX		34.40		42.18			15.69				
SIGNALING (CCS7)																	
		CCS7 Signaling Connection, Per 56 Kbps Facility			UDB	TPP++	16.93	35.61	35.61	16.48	16.48						
		CCS7 Signaling Termination, Per STP Port			UDB	PT8SX	163.49										
		CCS7 Signaling Usage, Per TCAP Message			UDB		0.0000692										
		CCS7 Signaling Connection, Per link (A link)			UDB	TPP++	16.93	35.61	35.61	16.48	16.48		15.69				
		CCS7 Signaling Connection, Per link (B link) (also known as D link)			UDB	TPP++	16.93	35.61	35.61	16.48	16.48		15.69				
		CCS7 Signaling Usage, Per ISUP Message			UDB		0.0000173										
		CCS7 Signaling Usage Surrogate, per link per LATA			UDB	STU56	791.37										
		CCS7 Signaling Point Code, per Originating Point Code Establishment or Change, per STP affected			UDB	CCAPO		29.08	29.08	35.65	35.65		15.69				
		CCS7 Signaling Point Code, per Destination Point Code Establishment or Change, Per Stp Affected			UDB	CCAPD		29.08	29.08	35.65	35.65		15.69				
E911 SERVICE																	
		Local Channel - Dedicated - 2-wr Voice Grade					15.33	193.53	33.24	36.72	3.21		15.69				
		Interoffice Transport - Dedicated - 2-wr Voice Grade Per Mile					0.0167										
		Interoffice Transport - Dedicated - 2-wr Voice Grade Per Facility Termination					24.30	40.63	27.47	16.77	6.91		15.69				
		Local Channel - Dedicated - DS1 - Zone 1					42.62	177.87	154.06	22.24	15.30		15.69				
		Local Channel - Dedicated - DS1 - Zone 2					70.32	177.87	154.06	22.24	15.30		15.69				
		Local Channel - Dedicated - DS1 - Zone 3					190.68	177.87	154.06	22.24	15.30		15.69				
		Interoffice Transport - Dedicated - DS1 Per Mile					0.3415										
		Interoffice Transport - Dedicated - DS1 Per Facility Termination					77.14	89.47	81.99	16.39	14.48		15.69				
CALLING NAME (CNAM) SERVICE																	
		CNAM For DB Owners - Service Establishment			OQV			23.00	23.00	21.15	21.15		15.69				
		CNAM For Non DB Owners - Service Establishment			OQV			23.00	23.00	21.15	21.15		15.69				
		CNAM For DB Owners - Service Provisioning With Point Code Establishment			OQV			993.09	734.47	269.53	198.18		15.69				
		CNAM For Non DB Owners - Service Provisioning With Point Code Establishment			OQV			343.09	245.69	275.87	198.18		15.69				
		CNAM for DB Owners, Per Query			OQV		0.0010433										

UNBUNDLED NETWORK ELEMENTS - South Carolina												Attachment: 2		Exhibit: B			
CATEGORY		RATE ELEMENTS		Interim	Zone	BCS	USOC	RATES(\$)				Svc Order Submitted Elec per LSR	Svc Order Submitted Manually per LSR	Incremental Charge - Manual Svc Order vs. Electronic-1st	Incremental Charge - Manual Svc Order vs. Electronic-Add'l	Incremental Charge - Manual Svc Order vs. Electronic-Disc 1st	Incremental Charge - Manual Svc Order vs. Electronic-Disc Add'l
								Rec	Nonrecurring		Nonrecurring Disconnect		OSS Rates(\$)				
								First	Add'l	First	Add'l	SOMEc	SOMAN	SOMAN	SOMAN	SOMAN	SOMAN
		CNAM for Non DB Owners, Per Query				OQV		0.0010433									
		CNAM (Non-Databs Owner), NRC, applies when using the Character Based User Interface (CHUI)				OQV	CDDCH		595.00	595.00			15.69				
LNP Query Service																	
		LNP Charge Per query						0.0008837									
		LNP Service Establishment Manual						25.09	25.09	23.07	23.07		15.69				
		LNP Service Provisioning with Point Code Establishment						594.82	303.88	269.53	198.18		15.69				
OPERATOR CALL PROCESSING																	
		Oper. Call Processing - Oper. Provided, Per Min. - Using BST LIDB						1.20									
		Oper. Call Processing - Oper. Provided, Per Min. - Using Foreign LIDB						1.24									
		Oper. Call Processing - Fully Automated, per Call - Using BST LIDB						0.20									
		Oper. Call Processing - Fully Automated, per Call - Using Foreign LIDB						0.20									
INWARD OPERATOR SERVICES																	
		Inward Operator Services - Verification, Per Minute						1.15									
		Inward Operator Services - Verification and Emergency Interrupt - Per Minute						1.15									
BRANDING - OPERATOR CALL PROCESSING																	
		Recording of Custom Branded OA Announcement					CBAOS		7,000.00	7,000.00			15.69				
		Loading of Custom Branded OA Announcement per shelf/NAV					CBAOL		500.00	500.00			15.69				
		Unbranding via OLNS for UNEP CLEC															
		Loading of OA per OCN (Regional)						1,200.00	1,200.00				15.69				
DIRECTORY ASSISTANCE SERVICES																	
		DIRECTORY ASSISTANCE ACCESS SERVICE															
		Directory Assistance Access Service Calls, Charge Per Call						0.275									
		DIRECTORY ASSISTANCE CALL COMPLETION ACCESS SERVICE (DACC)															
		Directory Assistance Call Completion Access Service (DACC), Per Call Attempt						0.10									
		DIRECTORY TRANSPORT															
DIRECTORY ASSISTANCE SERVICES																	
		DIRECTORY ASSISTANCE DATA BASE SERVICE (DADS)															
		Directory Assistance Data Base Service Charge Per Listing						0.04									
		Directory Assistance Data Base Service, per month					DBSOF	150.00									
BRANDING - DIRECTORY ASSISTANCE																	
		Facility Based CLEC															
		Recording and Provisioning of DA Custom Branded Announcement				AMT	CBADA		6,000.00	6,000.00							
		Loading of Custom Branded Announcement per DRAM Card/Switch				AMT	CBADC		1,170.00	1,170.00							
		UNEP CLEC															
		Recording of DA Custom Branded Announcement							3,000.00	3,000.00							
		Loading of DA Custom Branded Announcement per DRAM Card/Switch per OCN							1,170.00	1,170.00							
		Unbranding via OLNS for UNEP CLEC															
		Loading of DA per OCN (1 OCN per Order)							420.00	420.00							
		Loading of DA per Switch per OCN							16.00	16.00							
SELECTIVE ROUTING																	
		Selective Routing Per Unique Line Class Code Per Request Per Switch					USRCR		84.89	84.89	14.14	14.14		15.69			
VIRTUAL COLLOCATION																	
		Virtual Collocation - Application Cost				AMTFS	EAF		1,207.95	1,207.95	0.51	0.51					
		Virtual Collocation - Cable Installation Cost, per cable				AMTFS	ESPCX		794.22	794.22	22.54	22.54					
		Virtual Collocation - Floor Space, per sq ft				AMTFS	ESPVX	3.95									
		Virtual Collocation - Power, per breaker amp				AMTFS	ESPAX	9.19									
		Virtual Collocation - Cable Support Structure, per entrance cable				AMTFS	ESPSX	18.66									

UNBUNDLED NETWORK ELEMENTS - South Carolina

CATEGORY		RATE ELEMENTS	Interi m	Zone	BCS	USOC	RATES(\$)				Svc Order Submitted Elec per LSR	Svc Order Submitted Manually per LSR	Incremental Charge - Manual Svc Order vs. Electronic- 1st	Incremental Charge - Manual Svc Order vs. Electronic- Add'l	Incremental Charge - Manual Svc Order vs. Electronic- Disc 1st	Incremental Charge - Manual Svc Order vs. Electronic- Disc Add'l
							Nonrecurring		Nonrecurring Disconnect		OSS Rates(\$)					
						Rec	First	Add'l	First	Add'l	SOMEc	SOMAN	SOMAN	SOMAN	SOMAN	SOMAN
		Virtual Collocation - 2-wire Cross Connects (loop)			UEANL,UEA,UDN,U DC,UAL,UHL,UCL,U EQ, AMTFS, UDL, UNCVX, UNCDX, UNCNX	UEAC2	0.0317	12.32	11.83	6.04	5.45			19.99	19.99	19.99
		Virtual Collocation - 4-wire Cross Connects (loop)			UEA,UHL,UCL,UDL, AMTFS, UAL, UDN, UNCVX, UNCDX	UEAC4	0.0634	12.42	11.90	6.40	5.74			19.99	19.99	19.99
		Virtual Collocation - 2-Fiber Cross Connects			AMTFS,UDL12, UDLO3, U1T48, U1T12, U1T03, ULDO3, ULD12, ULD48, UDF	CNC2F	2.86	20.94	15.23	7.40	5.93			19.99	19.99	19.99
		Virtual Collocation - 4-Fiber Cross Connects			AMTFS,UDL12, UDLO3, U1T48, U1T12, U1T03, ULDO3, ULD12, ULD48, UDF	CNC4F	5.71	25.61	19.90	9.73	8.26			19.99	19.99	19.99
		Virtual collocation - DS1 Cross Connects			USL,ULC,AMTFS, ULR, UXTD1, UNC1X, ULDD1, U1TD1, USLEL, UNLD1	CNC1X	1.12	22.08	15.96	6.42	5.80					
		Virtual collocation - DS3 Cross Connects			USL,ULC,AMTFS,U E3, U1TD3, UXTS1, UXTD3, UNC3X, UNCSX, ULDD3, U1TS1, ULDS1, UDLSX, UNLD3	CND3X	14.21	20.94	15.23	7.39	5.93					
		Virtual Collocation - Co-Carrier Cross Connects - Fiber Cable Support Structure, per linear foot			AMTFS	VE1CB	0.0022									
		Virtual Collocation - Co-Carrier Cross Connects - Copper/Coax Cable Support Structure, per linear ft			AMTFS	VE1CD	0.0033									
		Virtual Collocation - Co-Carrier Cross Connects - Fiber Cable Support Structure, per cable			AMTFS	VE1CC		536.56								
		Virtual Collocation - Co-Carrier Cross Connects - Copper/Coax Cable Support Structure, per cable			AMTFS	VE1CE		536.56								
		Virtual collocation - Security Escort - Basic, per half hour			AMTFS	SPTBX		16.96	10.75							
		Virtual collocation - Security Escort - Overtime, per half hour			AMTFS	SPTOX		22.10	13.89							
		Virtual collocation - Security Escort - Premium, per half hour			AMTFS	SPTPX		27.23	17.02							
		Virtual collocation - Maintenance in CO - Basic, per half hour			AMTFS	CTRLX		27.99	10.75							
		Virtual collocation - Maintenance in CO - Overtime, per half hour			AMTFS	SPTOM		36.56	13.89							
		Virtual collocation - Maintenance in CO - Premium per half hour			AMTFS	SPTPM		45.12	17.02							
VIRTUAL COLLOCATION																
		Virtual Collocation - 2-wire Cross Connect, Exchange Port 2-Wire Analog - Res			UEPSR	VE1R2	0.0317	12.32	11.83	6.04	5.45	15.69				
		Virtual Collocation - 2-Wire Cross Connect, Exchange Port 2-Wire Line Side PBX Trunk - Bus			UEPSP	VE1R2	0.0317	12.32	11.83	6.04	5.45	15.69				
		Virtual Collocation 2-Wire Cross Connect, Exchange Port 2-Wire Voice Grade PBX Trunk - Res			UEPSE	VE1R2	0.0317	12.32	11.83	6.04	5.45	15.69				
		Virtual Collocation 2-Wire Cross Connect, Exchange Port 2-Wire Analog Bus			UEPSB	VE1R2	0.0317	12.32	11.83	6.04	5.45	15.69				
		Virtual Collocation 2-Wire Cross Connect, Exchange Port 2-Wire ISDN			UEPSX	VE1R2	0.0317	12.32	11.83	6.04	5.45	15.69				
		Virtual Collocation 2-Wire Cross Connect, Exchange Port 2-Wire ISDN			UEPTX	VE1R2	0.0317	12.32	11.83	6.04	5.45	15.69				

UNBUNDLED NETWORK ELEMENTS - South Carolina												Attachment: 2		Exhibit: B				
CATEGORY	RATE ELEMENTS				Interim	Zone	BCS	USOC	RATES(\$)				Svc Order Submitted Elec per LSR	Svc Order Submitted Manually per LSR	Incremental Charge - Manual Svc Order vs. Electronic-1st	Incremental Charge - Manual Svc Order vs. Electronic-Add'l	Incremental Charge - Manual Svc Order vs. Electronic-Disc 1st	Incremental Charge - Manual Svc Order vs. Electronic-Disc Add'l
														OSS Rates(\$)				
								Rec	First	Add'l	First	Add'l	SOME C	SOMAN	SOMAN	SOMAN	SOMAN	SOMAN
						UEPEX	VE1R4	1.12	22.08	15.96	6.42	5.80		15.69				
VIRTUAL COLLOCATION																		
						UEPSR, UEPSB	VE1LS	0.0317	12.32	11.83	6.04	5.45		15.69				
AIN SELECTIVE CARRIER ROUTING																		
						SRC	SRCEC		101,324.34	101,324.34	8,609.85	8,609.85		15.69				
						SRC	SRCEO		175.66	175.66	1.70	1.70		15.69				
						SRC	SRCLP		2.06	2.06				15.69				
						SRC		0.0035036										
AIN - BELL SOUTH AIN SMS ACCESS SERVICE																		
						A1N	CAMSE		39.53	39.53	40.78	40.78		15.69				
						A1N	CAMDP		7.85	7.85	9.11	9.11		15.69				
						A1N	CAM1P		7.85	7.85	9.11	9.11		15.69				
						A1N	CAMAU		35.08	35.08	27.12	27.12		15.69				
						A1N	CAMRC		41.98	41.98	11.74	11.74		15.69				
								0.0027										
								0.7121										
								0.8364										
AIN - BELL SOUTH AIN TOOLKIT SERVICE																		
						CAM	BAPSC		39.53	39.53	40.78	40.78		15.69				
							BAPVX		4,211.54	4,211.54	0.00	0.00		15.69				
							BAPTT		7.85	7.85	9.11	9.11		15.69				
							BAPTD		7.85	7.85	9.11	9.11		15.69				
							BAPTM		7.85	7.85	9.11	9.11		15.69				
							BAPTO		34.54	34.54	14.39	14.39		15.69				
							BAPTC		34.54	34.54	14.39	14.39		15.69				
							BAPTF		34.54	34.54	14.39	14.39		15.69				
								0.0558238										
								0.0069214										
								0.07										
						CAM	BAPMS	11.87	7.85	7.85	5.52	5.52		15.69				
						CAM	BAPLS	3.51	8.68	8.68				15.69				
						CAM	BAPDS	8.48	7.85	7.85	5.52	5.52		15.69				
						CAM	BAPES	0.12	8.68	8.68				15.69				
ENHANCED EXTENDED LINK (EELs)																		
NOTE: New EELs available in GA, TN, KY, LA, MS, & SC and density zone 1 of following MSAs: Orlando, FL; Miami, FL; Ft. Lauderdale, FL;																		
NOTE: Charlotte-Gastonia-Rockhill, NC; Greensboro-Winston Salem-High Point, NC. Use all rates below except Switch As is Charge.																		
NOTE: In all states, EEL network elements shown below also apply to currently combined facilities which are converted to UNE rates. A Switch As is Charge applies to currently combined facilities converted to UNEs.(Non-recurring rates do not apply.)																		
NOTE: In GA, TN, KY, LA, MS & SC the EEL network elements apply to ordinarily combined network elements.(No Switch As is Charge.)																		
2-WIRE VOICE GRADE EXTENDED LOOP WITH DEDICATED DS1 INTEROFFICE TRANSPORT (EEL)																		

UNBUNDLED NETWORK ELEMENTS - South Carolina													Attachment: 2		Exhibit: B		
CATEGORY	RATE ELEMENTS					Interim	Zone	BCS	USOC	RATES(\$)		Svc Order Submitted Elec per LSR	Svc Order Submitted Manually per LSR	Incremental Charge - Manual Svc Order vs. Electronic-1st	Incremental Charge - Manual Svc Order vs. Electronic-Add'l	Incremental Charge - Manual Svc Order vs. Electronic-Disc 1st	Incremental Charge - Manual Svc Order vs. Electronic-Disc Add'l
														OSS Rates(\$)			
						Rec	First	Add'l	First	Add'l	SOMEc	SOMAN	SOMAN	SOMAN	SOMAN	SOMAN	
		First 2-Wire VG Loop(SL2) in a DS1 Interofficed Transport Combination - Zone 1		1	UNCVX	UEAL2	16.68	105.98	68.43	53.05	10.61		15.69				
		First 2-Wire VG Grade Loop(SL2) in a DS1 Interofficed Transport Combination - Zone 2		2	UNCVX	UEAL2	23.13	105.98	68.43	53.05	10.61		15.69				
		First 2-Wire VG Grade Loop(SL2) in a DS1 Interofficed Transport Combination - Zone 3		3	UNCVX	UEAL2	28.46	105.98	68.43	53.05	10.61		15.69				
		Interoffice Transport - Dedicated - DS1 combination - Per Mile per month			UNC1X	1L5XX	0.2732										
		Interoffice Transport - Dedicated - DS1 combination - Facility Termination per month			UNC1X	U1TF1	61.71	89.47	81.99	16.39	14.48		15.69				
		DS1 Channelization System Per Month			UNC1X	MQ1	107.57	91.24	62.71	10.56	9.81		15.69				
		Voice Grade COCI - DS1 To DS0 Interface - Per Month			UNCVX	1D1VG	0.56	6.59	4.73				15.69				
		Each Additional 2-Wire VG Loop(SL 2) in the same DS1 Interoffice Transport Combination - Zone 1		1	UNCVX	UEAL2	16.68	105.98	68.43	53.05	10.61		15.69				
		Each Additional 2-Wire VG Loop(SL2) in the same DS1 Interoffice Transport Combination - Zone 2		2	UNCVX	UEAL2	23.13	105.98	68.43	53.05	10.61		15.69				
		Each Additional 2-Wire VG Loop(SL2) in the same DS1 Interoffice Transport Combination - Zone 3		3	UNCVX	UEAL2	28.46	105.98	68.43	53.05	10.61		15.69				
		Voice Grade COCI - DS1 to DS0 Channel System combination - per month			UNCVX	1D1VG	0.56	6.59	4.73				15.69				
		Nonrecurring Currently Combined Network Elements Switch -As-Is Charge			UNC1X	UNCCC		5.61	5.61	7.00	7.00		15.69				
4-WIRE VOICE GRADE EXTENDED LOOP WITH DEDICATED DS1 INTEROFFICE TRANSPORT (EEL)																	
		First 4-Wire Analog Voice Grade Loop in a DS1 Interoffice Transport Combination - Zone 1		1	UNCVX	UEAL4	32.59	132.38	94.83	59.35	14.61		15.69				
		First 4-Wire Analog Voice Grade Loop in a DS1 Interoffice Transport Combination - Zone 2		2	UNCVX	UEAL4	43.89	132.38	94.83	59.35	14.61		15.69				
		First 4-Wire Analog Voice Grade Loop in a DS1 Interoffice Transport Combination - Zone 3		3	UNCVX	UEAL4	43.38	132.38	94.83	59.35	14.61		15.69				
		Interoffice Transport - Dedicated - DS1 combination - Per Mile Per Month			UNC1X	1L5XX	0.2732										
		Interoffice Transport - Dedicated - DS1 - Facility Termination Per Month			UNC1X	U1TF1	61.71	89.47	81.99	16.39	14.48		15.69				
		Channelization - Channel System DS1 to DS0 combination Per Month			UNC1X	MQ1	107.57	91.24	62.71	10.56	9.81		15.69				
		Voice Grade COCI - DS1 to DS0 Channel System combination - per month			UNCVX	1D1VG	0.56	6.59	4.73				15.69				
		Additional 4-Wire Analog Voice Grade Loop in same DS1 Interoffice Transport Combination - Zone 1		1	UNCVX	UEAL4	32.59	132.38	94.83	59.35	14.61		15.69				
		Additional 4-Wire Analog Voice Grade Loop in same DS1 Interoffice Transport Combination - Zone 2		2	UNCVX	UEAL4	43.89	132.38	94.83	59.35	14.61		15.69				
		Additional 4-Wire Analog Voice Grade Loop in same DS1 Interoffice Transport Combination - Zone 3		3	UNCVX	UEAL4	43.38	132.38	94.83	59.35	14.61		15.69				
		Nonrecurring Currently Combined Network Elements Switch -As-Is Charge			UNC1X	UNCCC		5.61	5.61	7.00	7.00		15.69				
4-WIRE 56 KBPS EXTENDED DIGITAL LOOP WITH DEDICATED DS1 INTEROFFICE TRANSPORT (EEL)																	
		First 4-Wire 56Kbps Digital Grade Loop in a DS1 Interoffice Transport Combination - Zone 1		1	UNCDX	UDL56	29.93	126.66	89.12	59.35	14.61		15.69				
		First 4-wire 56Kbps Digital Grade Loop in a DS1 Interoffice Transport Combination - Zone 2		2	UNCDX	UDL56	33.99	126.66	89.12	59.35	14.61		15.69				
		First 4-Wire 56Kbps Digital Grade Loop in a DS1 Interoffice Transport Combination - Zone 3		3	UNCDX	UDL56	34.74	126.66	89.12	59.35	14.61		15.69				
		Interoffice Transport - Dedicated - DS1 combination - Per Mile Per Month			UNC1X	1L5XX	0.2732										
		Interoffice Transport - Dedicated - DS1 - combination Facility Termination Per Month			UNC1X	U1TF1	61.71	89.47	81.99	16.39	14.48		15.69				
		Channelization - Channel System DS1 to DS0 combination Per Month			UNC1X	MQ1	107.57	91.24	62.71	10.56	9.81		15.69				

UNBUNDLED NETWORK ELEMENTS - South Carolina												Attachment: 2		Exhibit: B			
CATEGORY		RATE ELEMENTS		Interim	Zone	BCS	USOC	RATES(\$)				Svc Order Submitted Elec per LSR	Svc Order Submitted Manually per LSR	Incremental Charge - Manual Svc Order vs. Electronic-1st	Incremental Charge - Manual Svc Order vs. Electronic-Add'l	Incremental Charge - Manual Svc Order vs. Electronic-Disc 1st	Incremental Charge - Manual Svc Order vs. Electronic-Disc Add'l
												OSS Rates(\$)					
							Rec	First	Add'l	First	Add'l	SOME C	SOMAN	SOMAN	SOMAN	SOMAN	SOMAN
		OCU-DP COCI (data) - DS1 to DS0 Channel System - per month (2.4-64kbs)				UNCDX	1D1DD	1.19	6.59	4.73			15.69				
		Additional 4-Wire 56Kbps Digital Grade Loop in same DS1 Interoffice Transport Combination - Zone 1			1	UNCDX	UDL56	29.93	126.66	89.12	59.35	14.61	15.69				
		Additional 4-Wire 56Kbps Digital Grade Loop in same DS1 Interoffice Transport Combination - Zone 2			2	UNCDX	UDL56	33.99	126.66	89.12	59.35	14.61	15.69				
		Additional 4-Wire 56Kbps Digital Grade Loop in same DS1 Interoffice Transport Combination - Zone 3			3	UNCDX	UDL56	34.74	126.66	89.12	59.35	14.61	15.69				
		OCU-DP COCI (data) - DS1 to DS0 Channel System - combination per month (2.4-64kbs)				UNCDX	1D1DD	1.19	6.59	4.73			15.69				
		Nonrecurring Currently Combined Network Elements Switch -As-Is Charge				UNC1X	UNCCC		5.61	5.61	7.00	7.00	15.69				
		4-WIRE 64 KBPS EXTENDED DIGITAL LOOP WITH DEDICATED DS1 INTEROFFICE TRANSPORT (EEL)															
		First 4-Wire 64Kbps Digital Grade Loop in a DS1 Interoffice Transport Combination - Zone 1			1	UNCDX	UDL64	29.93	126.66	89.12	59.35	14.61	15.69				
		First 4-Wire 64Kbps Digital Grade Loop in a DS1 Interoffice Transport Combination - Zone 2			2	UNCDX	UDL64	33.99	126.66	89.12	59.35	14.61	15.69				
		First 4-Wire 64Kbps Digital Grade Loop in a DS1 Interoffice Transport Combination - Zone 3			3	UNCDX	UDL64	34.74	126.66	89.12	59.35	14.61	15.69				
		Interoffice Transport - Dedicated - DS1 combination - Per Mile Per Month				UNC1X	1L5XX	0.2732									
		Interoffice Transport - Dedicated - DS1 combination - Facility Termination Per Month				UNC1X	U1TF1	61.71	89.47	81.99	16.39	14.48	15.69				
		Channelization - Channel System DS1 to DS0 combination Per Month				UNC1X	MQ1	107.57	91.24	62.71	10.56	9.81	15.69				
		OCU-DP COCI (data) - DS1 to DS0 Channel System combination - per month (2.4-64kbs)				UNCDX	1D1DD	1.19	6.59	4.73			15.69				
		Additional 4-Wire 64Kbps Digital Grade Loop in same DS1 Interoffice Transport Combination - Zone 1			1	UNCDX	UDL64	29.93	126.66	89.12	59.35	14.61	15.69				
		Additional 4-Wire 64Kbps Digital Grade Loop in same DS1 Interoffice Transport Combination - Zone 2			2	UNCDX	UDL64	33.99	126.66	89.12	59.35	14.61	15.69				
		Additional 4-Wire 64Kbps Digital Grade Loop in same DS1 Interoffice Transport Combination - Zone 3			3	UNCDX	UDL64	34.74	126.66	89.12	59.35	14.61	15.69				
		OCU-DP COCI (data) - DS1 to DS0 Channel System combination - per month (2.4-64kbs)				UNCDX	1D1DD	1.19	6.59	4.73			15.69				
		Nonrecurring Currently Combined Network Elements Switch -As-Is Charge				UNC1X	UNCCC		5.61	5.61	7.00	7.00	15.69				
		4-WIRE DS1 DIGITAL EXTENDED LOOP WITH DEDICATED DS1 INTEROFFICE TRANSPORT (EEL)															
		4-Wire DS1 Digital Loop in Combination with DS1 Interoffice Transport - Zone 1			1	UNC1X	USLXX	90.87	253.03	157.89	44.80	11.73	15.69				
		4-Wire DS1 Digital Loop in Combination with DS1 Interoffice Transport - Zone 2			2	UNC1X	USLXX	155.43	253.03	157.89	44.80	11.73	15.69				
		4-Wire DS1 Digital Loop in Combination with DS1 Interoffice Transport - Zone 3			3	UNC1X	USLXX	261.89	253.03	157.89	44.80	11.73	15.69				
		Interoffice Transport - Dedicated - DS1 combination - Per Mile Per Month				UNC1X	1L5XX	0.2732									
		Interoffice Transport - Dedicated - DS1 combination - Facility Termination Per Month				UNC1X	U1TF1	61.71	89.47	81.99	16.39	14.48	15.69				
		Nonrecurring Currently Combined Network Elements Switch -As-Is Charge				UNC1X	UNCCC		5.61	5.61	7.00	7.00	15.69				
		4-WIRE DS1 DIGITAL EXTENDED LOOP WITH DEDICATED DS3 INTEROFFICE TRANSPORT (EEL)															
		First DS1 Loop in DS3 Interoffice Transport Combination - Zone 1			1	UNC1X	USLXX	90.87	253.03	157.89	44.80	11.73	15.69				
		First DS1 Loop in DS3 Interoffice Transport Combination - Zone 2			2	UNC1X	USLXX	155.43	253.03	157.89	44.80	11.73	15.69				
		First DS1 Loop in DS3 Interoffice Transport Combination - Zone 3			3	UNC1X	USLXX	261.89	253.03	157.89	44.80	11.73	15.69				
		Interoffice Transport - Dedicated - DS3 combination - Per Mile Per Month				UNC3X	1L5XX	6.42									

UNBUNDLED NETWORK ELEMENTS - South Carolina

CATEGORY	RATE ELEMENTS	Interim	Zone	BCS	USOC	RATES(\$)					Svc Order Submitted Elec per LSR	Svc Order Submitted Manually per LSR	Incremental Charge - Manual Svc Order vs. Electronic-1st	Incremental Charge - Manual Svc Order vs. Electronic-Add'l	Incremental Charge - Manual Svc Order vs. Electronic-Disc 1st	Incremental Charge - Manual Svc Order vs. Electronic-Disc Add'l
						Rec	Nonrecurring		Nonrecurring Disconnect		OSS Rates(\$)					
							First	Add'l	First	Add'l	SOMEc	SOMAN	SOMAN	SOMAN	SOMAN	SOMAN
	Interoffice Transport - Dedicated - DS3 - Facility Termination per month			UNC3X	U1TF3	704.52	279.37	163.12	60.33	58.59		15.69				
	DS3 to DS1 Channel System combination per month			UNC3X	MQ3	144.02	178.54	94.18	33.33	31.90		15.69				
	DS3 Interface Unit (DS1 COCI) combination per month			UNC1X	UC1D1	8.64	6.59	4.73				15.69				
	Additional DS1Loop in DS3 Interoffice Transport Combination - Zone 1		1	UNC1X	USLXX	90.87	253.03	157.89	44.80	11.73		15.69				
	Additional DS1Loop in DS3 Interoffice Transport Combination - Zone 2		2	UNC1X	USLXX	155.43	253.03	157.89	44.80	11.73		15.69				
	Additional DS1Loop in DS3 Interoffice Transport Combination - Zone 3		3	UNC1X	USLXX	261.89	253.03	157.89	44.80	11.73		15.69				
	DS3 Interface Unit (DS1 COCI) combination per month			UNC1X	UC1D1	8.64	6.59	4.73				15.69				
	Nonrecurring Currently Combined Network Elements Switch -As-Is Charge			UNC3X	UNCCC		5.61	5.61	7.00	7.00		15.69				
2-WIRE VOICE GRADE EXTENDED LOOP/ 2 WIRE VOICE GRADE INTEROFFICE TRANSPORT (EEL)																
	2-WireVG Loop used with 2-wire VG Interoffice Transport Combination - Zone 1		1	UNCVX	UEAL2	16.68	105.98	68.43	53.05	10.61		15.69				
	2-WireVG Loop used with 2-wire VG Interoffice Transport Combination - Zone 2		2	UNCVX	UEAL2	23.13	105.98	68.43	53.05	10.61		15.69				
	2-WireVG Loop used with 2-wire VG Interoffice Transport Combination - Zone 3		3	UNCVX	UEAL2	28.46	105.98	68.43	53.05	10.61		15.69				
	Interoffice Transport - Dedicated - 2-wire VG combination - Per Mile Per Month			UNCVX	1L5XX	0.0134										
	Interoffice Transport - Dedicated - 2-Wire Voice Grade combination - Facility Termination per month			UNCVX	U1TV2	19.44	40.63	27.47	16.77	6.91		15.69				
	Nonrecurring Currently Combined Network Elements Switch -As-Is Charge			UNCVX	UNCCC		5.61	5.61	7.00	7.00		15.69				
4-WIRE VOICE GRADE EXTENDED LOOP/ 4 WIRE VOICE GRADE INTEROFFICE TRANSPORT (EEL)																
	4-WireVG Loop used with 4-wire VG Interoffice Transport Combination - Zone 1		1	UNCVX	UEAL4	32.59	132.38	94.83	59.35	14.61		15.69				
	4-WireVG Loop used with 4-wire VG Interoffice Transport Combination - Zone 2		2	UNCVX	UEAL4	43.89	132.38	94.83	59.35	14.61		15.69				
	4-WireVG Loop used with 4-wire VG Interoffice Transport Combination - Zone 3		3	UNCVX	UEAL4	43.38	132.38	94.83	59.35	14.61		15.69				
	Interoffice Transport - Dedicated - 4-wire VG combination - Per Mile Per Month			UNCVX	1L5XX	0.0134										
	Interoffice Transport - Dedicated - 4-Wire Voice Grade combination - Facility Termination per month			UNCVX	U1TV4	17.03	40.63	27.47	16.77	6.91		15.69				
	Nonrecurring Currently Combined Network Elements Switch -As-Is Charge			UNCVX	UNCCC		5.61	5.61	7.00	7.00		15.69				
DS3 DIGITAL EXTENDED LOOP WITH DEDICATED DS3 INTEROFFICE TRANSPORT (EEL)																
	High Capacity Unbundled Local Loop - DS3 combination - Per Mile per month			UNC3X	1L5ND	12.26										
	High Capacity Unbundled Local Loop - DS3 combination - Facility Termination per month			UNC3X	UE3PX	306.36	452.52	264.53	119.75	83.77		15.69				
	Interoffice Transport - Dedicated - DS3- Per Mile per month			UNC3X	1L5XX	6.42										
	Interoffice Transport - Dedicated - DS3 combination - Facility Termination per per month			UNC3X	U1TF3	704.52	279.37	163.12	60.33	58.59		15.69				
	Nonrecurring Currently Combined Network Elements Switch -As-Is Charge			UNC3X	UNCCC		5.61	5.61	7.00	7.00		15.69				
STS1 DIGITAL EXTENDED LOOP WITH DEDICATED STS1 INTEROFFICE TRANSPORT (EEL)																
	High Capacity Unbundled Local Loop - STS1 combination - Per Mile per month			UNCSX	1L5ND	12.26										
	High Capacity Unbundled Local Loop - STS1 combination - Facility Termination per month			UNCSX	UDLS1	313.49	452.52	264.53	119.75	83.77		15.69				
	Interoffice Transport - Dedicated - STS1 combination - Per Mile per month			UNCSX	1L5XX	6.42										
	Interoffice Transport - Dedicated - STS1 combination - Facility Termination per month			UNCSX	U1TFS	704.44	279.37	163.12	60.33	58.59		15.69				

UNBUNDLED NETWORK ELEMENTS - South Carolina

CATEGORY	RATE ELEMENTS	Interim	Zone	BCS	USOC	RATES(\$)					Svc Order Submitted Elec per LSR	Svc Order Submitted Manually per LSR	Incremental Charge - Manual Svc Order vs. Electronic-1st	Incremental Charge - Manual Svc Order vs. Electronic-Add'l	Incremental Charge - Manual Svc Order vs. Electronic-Disc 1st	Incremental Charge - Manual Svc Order vs. Electronic-Disc Add'l
						Rec	Nonrecurring		Nonrecurring Disconnect		OSS Rates(\$)					
							First	Add'l	First	Add'l	SOMEC	SOMAN	SOMAN	SOMAN	SOMAN	SOMAN
	Nonrecurring Currently Combined Network Elements Switch -As-Is Charge			UNCSX	UNCCC		5.61	5.61	7.00	7.00		15.69				
	2-WIRE ISDN EXTENDED LOOP WITH DS1 INTEROFFICE TRANSPORT (EEL)															
	First 2-Wire ISDN Loop in a DS1 Interoffice Combination Transport - Zone 1		1	UNCNX	U1L2X	25.21	117.58	80.03	53.05	10.61		15.69				
	First 2-Wire ISDN Loop in a DS1 Interoffice Combination Transport - Zone 2		2	UNCNX	U1L2X	32.76	117.58	80.03	53.05	10.61		15.69				
	First 2-Wire ISDN Loop in a DS1 Interoffice Combination Transport - Zone 3		3	UNCNX	U1L2X	37.70	117.58	80.03	53.05	10.61		15.69				
	Interoffice Transport - Dedicated - DS1 combination - Per Mile			UNC1X	1L5XX	0.2732										
	Interoffice Transport - Dedicated - DS1 combination - Facility Termination per month			UNC1X	U1TF1	61.71	89.47	81.99	16.39	14.48		15.69				
	Channelization - Channel System DS1 to DS0 combination - per month			UNC1X	MQ1	107.57	91.24	62.71	10.56	9.81		15.69				
	2-wire ISDN COCI (BRITE) - DS1 to DS0 Channel System combination - per month			UNCNX	UC1CA	2.56	6.59	4.73				15.69				
	Additional 2-wire ISDN Loop in same DS1 Interoffice Transport Combination - Zone 1		1	UNCNX	U1L2X	25.21	117.58	80.03	53.05	10.61		15.69				
	Additional 2-wire ISDN Loop in same DS1 Interoffice Transport Combination - Zone 2		2	UNCNX	U1L2X	32.76	117.58	80.03	53.05	10.61		15.69				
	Additional 2-wire ISDN Loop in same DS1 Interoffice Transport Combination - Zone 3		3	UNCNX	U1L2X	37.70	117.58	80.03	53.05	10.61		15.69				
	2-wire ISDN COCI (BRITE) - DS1 to DS0 Channel System combination - per month			UNCNX	UC1CA	2.56	6.59	4.73				15.69				
	Nonrecurring Currently Combined Network Elements Switch -As-Is Charge			UNC1X	UNCCC		5.61	5.61	7.00	7.00		15.69				
	4-WIRE DS1 DIGITAL EXTENDED LOOP WITH DEDICATED STS-1 INTEROFFICE TRANSPORT (EEL)															
	First DS1 Loop in STS1 Interoffice Transport Combination - Zone 1		1	UNC1X	USLXX	90.87	253.03	157.89	44.80	11.73		15.69				
	First DS1 Loop in STS1 Interoffice Transport Combination - Zone 2		2	UNC1X	USLXX	155.43	253.03	157.89	44.80	11.73		15.69				
	First DS1 Loop in STS1 Interoffice Transport Combination - Zone 3		3	UNC1X	USLXX	261.89	253.03	157.89	44.80	11.73		15.69				
	Interoffice Transport - Dedicated - STS1 combination - Per Mile Per Month			UNCSX	1L5XX	6.42										
	Interoffice Transport - Dedicated - STS1 combination - Facility Termination			UNCSX	U1TFS	704.44	279.37	163.12	60.33	58.59		15.69				
	STS1 to DS1 Channel System combination per month			UNCSX	MQ3	144.02	178.54	94.18	33.33	31.90		15.69				
	DS3 Interface Unit (DS1 COCI) combination per month			UNC1X	UC1D1	8.64	6.59	4.73				15.69				
	Additional DS1 Loop in STS1 Interoffice Transport Combination - Zone 1		1	UNC1X	USLXX	90.87	253.03	157.89	44.80	11.73		15.69				
	Additional DS1 Loop in STS1 Interoffice Transport Combination - Zone 2		2	UNC1X	USLXX	155.43	253.03	157.89	44.80	11.73		15.69				
	Additional DS1 Loop in STS1 Interoffice Transport Combination - Zone 3		3	UNC1X	USLXX	261.89	253.03	157.89	44.80	11.73		15.69				
	DS3 Interface Unit (DS1 COCI) combination per month			UNC1X	UC1D1	8.64	6.59	4.73				15.69				
	Nonrecurring Currently Combined Network Elements Switch -As-Is Charge			UNCSX	UNCCC		5.61	5.61	7.00	7.00		15.69				
	4-WIRE 56 KBPS DIGITAL EXTENDED LOOP WITH 56 KBPS INTEROFFICE TRANSPORT (EEL)															
	4-wire 56 kbps Loop/4-wire 56 kbps Interoffice Transport Combination - Zone 1		1	UNCDX	UDL56	29.93	126.66	89.12	59.35	14.61		15.69				
	4-wire 56 kbps Loop/4-wire 56 kbps Interoffice Transport Combination - Zone 2		2	UNCDX	UDL56	33.99	126.66	89.12	59.35	14.61		15.69				
	4-wire 56 kbps Loop/4-wire 56 kbps Interoffice Transport Combination - Zone 3		3	UNCDX	UDL56	34.74	126.66	89.12	59.35	14.61		15.69				
	Interoffice Transport - Dedicated - 4-wire 56 kbps combination - Per Mile			UNCDX	1L5XX	0.0134										
	Interoffice Transport - Dedicated - 4-wire 56 kbps combination - Facility Termination			UNCDX	U1TD5	13.41	40.63	27.47	16.77	6.91		15.69				

UNBUNDLED NETWORK ELEMENTS - South Carolina														Attachment: 2		Exhibit: B			
CATEGORY	RATE ELEMENTS				Interim	Zone	BCS	USOC	RATES(\$)					Svc Order Submitted Elec per LSR	Svc Order Submitted Manually per LSR	Incremental Charge - Manual Svc Order vs. Electronic-1st	Incremental Charge - Manual Svc Order vs. Electronic-Add'l	Incremental Charge - Manual Svc Order vs. Electronic-Disc 1st	Incremental Charge - Manual Svc Order vs. Electronic-Disc Add'l
									Rec	Nonrecurring		Nonrecurring Disconnect		OSS Rates(\$)					
										First	Add'l	First	Add'l	SOMEc	SOMAN	SOMAN	SOMAN	SOMAN	
		Nonrecurring Currently Combined Network Elements Switch -As-Is Charge						UNCDX	UNCCC		5.61	5.61	7.00	7.00		15.69			
		4-WIRE 64 KBPS DIGITAL EXTENDED LOOP WITH 64 KBPS INTEROFFICE TRANSPORT (EEL)																	
		4-wire 64 kbps Loop/4-wire 64 kbps Interoffice Transport Combination - Zone 1					1	UNCDX	UDL64	29.93	126.66	89.12	59.35	14.61		15.69			
		4-wire 64 kbps Loop/4-wire 64 kbps Interoffice Transport Combination - Zone 2					2	UNCDX	UDL64	33.99	126.66	89.12	59.35	14.61		15.69			
		4-wire 64 kbps Loop/4-wire 64 kbps Interoffice Transport Combination - Zone 3					3	UNCDX	UDL64	34.74	126.66	89.12	59.35	14.61		15.69			
		Interoffice Transport - Dedicated - 4-wire 64 kbps combination - Per Mile						UNCDX	1L5XX	0.0134									
		Interoffice Transport - Dedicated - 4-wire 64 kbps combination - Facility Termination						UNCDX	U1TD6	13.41	40.63	27.47	16.77	6.91		15.69			
		Nonrecurring Currently Combined Network Elements Switch -As-Is Charge						UNCDX	UNCCC		5.61	5.61	7.00	7.00		15.69			
ADDITIONAL NETWORK ELEMENTS																			
		When used as a part of a currently combined facility, the non-recurring charges do not apply, but a Switch As Is charge does apply.																	
		When used as ordinarily combined network elements in Georgia, the non-recurring charges apply and the Switch As Is Charge does not.																	
		Node (SynchroNet)																	
		Nonrecurring Currently Combined Network Elements "Switch As Is" Charge (One applies to each combination)																	
		Nonrecurring Currently Combined Network Elements Switch -As-Is Charge - 2 wire/4-Wire VG						UNCVX	UNCCC		5.61	5.61	7.00	7.00		15.69			
		Nonrecurring Currently Combined Network Elements Switch -As-Is Charge - 56/64 kbps						UNCDX	UNCCC		5.61	5.61	7.00	7.00		15.69			
		Nonrecurring Currently Combined Network Elements Switch -As-Is Charge - DS1						UNC1X	UNCCC		5.61	5.61	7.00	7.00		15.69			
		Nonrecurring Currently Combined Network Elements Switch -As-Is Charge - DS3						UNC3X	UNCCC		5.61	5.61	7.00	7.00		15.69			
		Nonrecurring Currently Combined Network Elements Switch -As-Is Charge - STS1						UNCSX	UNCCC		5.61	5.61	7.00	7.00		15.69			
		NOTE: Local Channel - Dedicated Transport - minimum billing period - Below DS3=one month, DS3 and above=four months																	
		Local Channel - Dedicated - 2-Wire Voice Grade per month						UNCXV	ULDV2	15.33	193.53	33.24	36.72	3.21		15.69			
		Local Channel - Dedicated - 4-Wire Voice Grade per month						UNCXV	ULDV4	16.54	193.97	33.68	37.19	3.21		15.69			
		Local Channel - Dedicated - DS1 per month Zone 1					1	UNC1X	ULDF1	42.62	177.87	154.06	22.24	15.30		15.69			
		Local Channel - Dedicated -DS1 Per Month Zone 2					2	UNC1X	ULDF1	70.32	177.87	154.06	22.24	15.30		15.69			
		Local Channel - Dedicated - DS1- Per Month Zone 3					3	UNC1X	ULDF1	190.68	177.87	154.06	22.24	15.30		15.69			
		Local Channel - Dedicated - DS3 - Per Mile per month						UNC3X	1L5NC	11.93									
		Local Channel - Dedicated - DS3 - Facility Termination per month						UNC3X	ULDF3	446.00	452.52	264.53	119.75	83.77		15.69			
		Local Channel - Dedicated - STS-1- Per Mile per month						UNCSX	1L5NC	11.93									
		Local Channel - Dedicated - STS-1 - Facility Termination per month						UNCSX	ULDFS	435.10	452.52	264.53	119.75	83.77		15.69			
UNBUNDLED LOCAL EXCHANGE SWITCHING(PORTS)																			
		Exchange Ports																	
		NOTE: Although the Port Rate includes all available features in GA, KY, LA & TN, the desired features will need to be ordered using retail USOCs																	
		2-WIRE VOICE GRADE LINE PORT RATES (RES)																	
		Exchange Ports - 2-Wire Analog Line Port- Res.						UEPSR	UEPRL	1.65	2.38	2.28	1.42	1.33		15.69			
		Exchange Ports - 2-Wire Analog Line Port with Caller ID - Res.						UEPSR	UEPRC	1.65	2.38	2.28	1.42	1.33		15.69			
		Exchange Ports - 2-Wire Analog Line Port outgoing only - Res.						UEPSR	UEPRO	1.65	2.38	2.28	1.42	1.33		15.69			
		Exchange Ports - 2-Wire VG unbundled SC extended local dialing parity Port with Caller ID - Res.						UEPSR	UEPAU	1.65	2.38	2.28	1.42	1.33		15.69			
		Exchange Ports - 2-Wire VG unbundled South Carolina Area Calling port with Caller ID - Res (LW8)						UEPSR	UEPAJ	1.65	2.38	2.28	1.42	1.33		15.69			
		Exchange Ports - 2-Wire VG unbundled res, low usage line port with Caller ID (LUM)						UEPSR	UEPAP	1.65	2.38	2.28	1.42	1.33		15.69			
		Subsequent Activity						UEPSR	USASC	0.00	0.00	0.00				15.69			
FEATURES																			

UNBUNDLED NETWORK ELEMENTS - South Carolina												Attachment: 2		Exhibit: B		
CATEGORY	RATE ELEMENTS		Interim	Zone	BCS	USOC	RATES(\$)				Svc Order Submitted Elec per LSR	Svc Order Submitted Manually per LSR	Incremental Charge - Manual Svc Order vs. Electronic-1st	Incremental Charge - Manual Svc Order vs. Electronic-Add'l	Incremental Charge - Manual Svc Order vs. Electronic-Disc 1st	Incremental Charge - Manual Svc Order vs. Electronic-Disc Add'l
								Nonrecurring		Nonrecurring Disconnect		OSS Rates(\$)				
							Rec	First	Add'l	First	Add'l	SOME C	SOMAN	SOMAN	SOMAN	SOMAN
		All Available Vertical Features			UEPSR	UEPVF	3.04	0.00	0.00				15.69			
		2-WIRE VOICE GRADE LINE PORT RATES (BUS)														
		Exchange Ports - 2-Wire Analog Line Port without Caller ID - Bus			UEPSB	UEPBL	1.65	2.38	2.28	1.42	1.33		15.69			
		Exchange Ports - 2-Wire VG unbundled Line Port with unbundled port with Caller+E484 ID - Bus			UEPSB	UEPBC	1.65	2.38	2.28	1.42	1.33		15.69			
		Exchange Ports - 2-Wire Analog Line Port outgoing only - Bus			UEPSB	UEPBO	1.65	2.38	2.28	1.42	1.33		15.69			
		Exchange Ports - 2-Wire VG unbundled SC extended local dialing parity Port with Caller ID - Bus			UEPSB	UEPAZ	1.65	2.38	2.28	1.42	1.33		15.69			
		Exchange Ports - 2-Wire VG unbundled incoming only port with Caller ID - Bus			UEPSB	UEPB1	1.65	2.38	2.28	1.42	1.33		15.69			
		Exchange Ports - 2-Wire VG unbundled South Carolina Bus Area Calling Port with Caller ID - Bus (LMB)			UEPSB	UEPAB	1.65	2.38	2.28	1.42	1.33		15.69			
		Subsequent Activity			UEPSB	USASC	0.00	0.00	0.00				15.69			
		FEATURES														
		All Available Vertical Features			UEPSB	UEPVF	3.04	0.00	0.00				15.69			
		All Available Vertical Features				UEPVF	3.04	0.00	0.00				15.69			
		EXCHANGE PORT RATES (DID & PBX)														
		2-Wire VG Unbundled 2-Way PBX Trunk - Res			UEPSE	UEPRD	1.65	31.34	14.88	13.97	0.90		15.69			
		2-Wire VG Line Side Unbundled 2-Way PBX Trunk - Bus			UEPSP	UEPPC	1.65	31.34	14.88	13.97	0.90		15.69			
		2-Wire VG Line Side Unbundled Outward PBX Trunk - Bus			UEPSP	UEPPO	1.65	31.34	14.88	13.97	0.90		15.69			
		2-Wire VG Line Side Unbundled Incoming PBX Trunk - Bus			UEPSP	UEPP1	1.65	31.34	14.88	13.97	0.90		15.69			
		2-Wire Analog Long Distance Terminal PBX Trunk - Bus			UEPSP	UEPLD	1.65	31.34	14.88	13.97	0.90		15.69			
		2-Wire Voice Unbundled PBX LD Terminal Ports			UEPSP	UEPLD	1.65	31.34	14.88	13.97	0.90		15.69			
		2-Wire Vice Unbundled 2-Way PBX Usage Port			UEPSP	UEPXA	1.65	31.34	14.88	13.97	0.90		15.69			
		2-Wire Voice Unbundled PBX Toll Terminal Hotel Ports			UEPSP	UEPXB	1.65	31.34	14.88	13.97	0.90		15.69			
		2-Wire Voice Unbundled PBX LD DDD Terminals Port			UEPSP	UEPXC	1.65	31.34	14.88	13.97	0.90		15.69			
		2-Wire Voice Unbundled PBX LD Terminal Switchboard Port			UEPSP	UEPXD	1.65	31.34	14.88	13.97	0.90		15.69			
		2-Wire Voice Unbundled PBX LD Terminal Switchboard IDD Capable Port			UEPSP	UEPXE	1.65	31.34	14.88	13.97	0.90		15.69			
		2-Wire Voice Unbundled 2-Way PBX Hotel/Hospital Economy Administrative Calling Port			UEPSP	UEPXL	1.65	31.34	14.88	13.97	0.90		15.69			
		2-Wire Voice Unbundled 2-Way PBX Hotel/Hospital Economy Room Calling Port			UEPSP	UEPXM	1.65	31.34	14.88	13.97	0.90		15.69			
		2-Wire Voice Unbundled 1-Way Outgoing PBX Hotel/Hospital Discount Room Calling Port			UEPSP	UEPXO	1.65	31.34	14.88	13.97	0.90		15.69			
		2-Wire Voice Unbundled 1-Way Outgoing PBX Measured Port			UEPSP	UEPXS	1.65	31.34	14.88	13.97	0.90		15.69			
		2-Wire Voice Unbundled 2-Way PBX South Carolina Area Plus Calling Port			UEPSP	UEPXT	1.65	31.34	14.88	13.97	0.90		15.69			
		Subsequent Activity			UEPSP	USASC	0.00	0.00	0.00				15.69			
		FEATURES														
		All Available Vertical Features			UEPSP	UEPSE	3.04	0.00	0.00				15.69			
		EXCHANGE PORT RATES (COIN)														
		Exchange Ports - Coin Port					1.65	2.38	2.28	1.42	1.33		15.69			
		Local Switching Features offered with Port														
		NOTE: Transmission/usage charges associated with POTS circuit switched usage will also apply to circuit switched voice and/or circuit switched data transmission by B-Channels associated with 2-wire ISDN ports.														
		NOTE: Access to B Channel or D Channel Packet capabilities will be available only through BFR/New Business Request Process. Rates for the packet capabilities will be determined via the Bona Fide Request/New Business Request Process.														
		Exchange port - 4-wire ISDN trunk port -all available features included				UEPEX	251.00	311.73	311.73				15.69			
		Exchange Port - 2-wire ISDN digital line side port with three features included				U1PMA	36.01	70.32	70.32				15.69			
		UNBUNDLED LOCAL EXCHANGE SWITCHING(PORTS)														
		EXCHANGE PORT RATES (DID & PBX)														
		Exchange Ports - 2-Wire DID Port			UEPEX	UEPP2	8.86	119.57	18.78	60.03	3.77		15.69			
		Exchange Ports - DDITS Port - 4-Wire DS1 Port with DID capability			UEPDD	UEPDD	73.62	202.47	95.90	72.75	2.47		15.69			
		Exchange Ports - 2-Wire ISDN Port (See Notes below.)			UEPTX	UEPSX	13.38	72.93	53.11	47.90	10.76		15.69			
		All Features Offered			UEPTX	UEPSX	3.04	0.00	0.00							

UNBUNDLED NETWORK ELEMENTS - South Carolina											Attachment: 2		Exhibit: B				
CATEGORY	RATE ELEMENTS				Interim	Zone	BCS	USOC	RATES(\$)			Svc Order Submitted Elec per LSR	Svc Order Submitted Manually per LSR	Incremental Charge - Manual Svc Order vs. Electronic-1st	Incremental Charge - Manual Svc Order vs. Electronic-Add'l	Incremental Charge - Manual Svc Order vs. Electronic-Disc 1st	Incremental Charge - Manual Svc Order vs. Electronic-Disc Add'l
									Rec	First	Add'l	First	Add'l	OSS Rates(\$)			
	NOTE: Transmission/usage charges associated with POTS circuit switched usage will also apply to circuit switched voice and/or circuit switched data transmission by B-Channels associated with 2-wire ISDN ports.																
	NOTE: Access to B Channel or D Channel Packet capabilities will be available only through BFR/New Business Request Process. Rates for the packet capabilities will be determined via the Bona Fide Request/New Business Request Process.																
	Exchange Ports - 2-Wire ISDN Port -- Channel Profiles						UEPTX UEPSX	U1UMA	0.00	0.00	0.00						
	Exchange Ports - 4-Wire ISDN DS1 Port						UEPEX	UEPEX	107.44	204.27	101.78	79.35	20.10		15.69		
UNBUNDLED LOCAL SWITCHING, PORT USAGE																	
	End Office Switching (Port Usage)																
	End Office Switching Function, Per MOU								0.0010519								
	End Office Trunk Port - Shared, Per MOU								0.0002136								
	Tandem Switching (Port Usage) (Local or Access Tandem)																
	Tandem Switching Function Per MOU								0.0001634								
	Tandem Trunk Port - Shared, Per MOU								0.0002863								
	Common Transport																
	Common Transport - Per Mile, Per MOU								0.0000045								
	Common Transport - Facilities Termination Per MOU								0.0004095								
UNBUNDLED PORT/LOOP COMBINATIONS - COST BASED RATES																	
	Cost Based Rates are applied where BellSouth is required by FCC and/or State Commission rule to provide Unbundled Local Switching or Switch Ports.																
	Features shall apply to the Unbundled Port/Loop Combination - Cost Based Rate section in the same manner as they are applied to the Stand-Alone Unbundled Port section of this Rate Exhibit.																
	End Office and Tandem Switching Usage and Common Transport Usage rates in the Port section of this rate exhibit shall apply to all combinations of loop/port network elements except for UNE Coin Port/Loop Combinations.																
For Georgia, Kentucky, Louisiana, Mississippi, South Carolina and Tennessee, the recurring UNE Port and Loop charges listed apply to Currently Combined and Not Currently Combined Combos. The first and additional Port nonrecurring charges apply to Not Currently Combined Combos for all states. In GA, KY, LA, MS, SC and TN these nonrecurring charges are commission ordered cost based rates and in AL, FL and NC these nonrecurring charges are Market Rates and are also listed in the Market Rate section. For Currently Combined Combos in all other states, the nonrecurring charges shall be those identified in the Nonrecurring - Currently Combined sections.																	
2-WIRE VOICE GRADE LOOP WITH 2-WIRE LINE PORT (RES)																	
UNE Port/Loop Combination Rates																	
	2-Wire VG Loop/Port Combo - Zone 1					1			14.89								
	2-Wire VG Loop/Port Combo - Zone 2					2			21.52								
	2-Wire VG Loop/Port Combo - Zone 3					3			27.17								
UNE Loop Rates																	
	2-Wire Voice Grade Loop (SL1) - Zone 1					1	UEPRX	UEPLX	13.76								
	2-Wire Voice Grade Loop (SL1) - Zone 2					2	UEPRX	UEPLX	20.38								
	2-Wire Voice Grade Loop (SL1) - Zone 3					3	UEPRX	UEPLX	26.04								
2-Wire Voice Grade Line Port Rates (Res)																	
	2-Wire voice unbundled port - residence						UEPRX	UEPRL	1.13	37.93	16.72			15.69			
	2-Wire voice unbundled port with Caller ID - res						UEPRX	UEPRC	1.13	37.93	16.72			15.69			
	2-Wire voice unbundled port outgoing only - res						UEPRX	UEPRO	1.13	37.93	16.72			15.69			
	2-Wire voice Grade unbundled South Carolina extended local dialing parity port with Caller ID - res						UEPRX	UEPAU	1.13	37.93	16.72			15.69			
	2-Wire voice unbundled South Carolina Area Calling port with Caller ID - res (LW8)						UEPRX	UEPAJ	1.13	37.93	16.72			15.69			
	2-Wire voice unbundles res, low usage line port with Caller ID (LUM)						UEPRX	UEPAP	1.13	37.93	16.72			15.69			
FEATURES																	
	All Features Offered						UEPRX	UEPVF	3.04	0.00	0.00			15.69			
LOCAL NUMBER PORTABILITY																	
	Local Number Portability (1 per port)						UEPRX	LNPCX	0.35								
NONRECURRING CHARGES (NRCs) - CURRENTLY COMBINED																	
	2-Wire Voice Grade Loop / Line Port Combination - Conversion - Switch-as-is						UEPRX	USAC2		0.10	0.10			15.69			
	2-Wire Voice Grade Loop / Line Port Combination - Conversion - Switch with change						UEPRX	USACC		0.10	0.10			15.69			
ADDITIONAL NRCs																	
	2-Wire Voice Grade Loop/Line Port Combination - Subsequent Activity						UEPRX	USAS2	0.00	0.00	0.00			15.69			
2-WIRE VOICE GRADE LOOP WITH 2-WIRE LINE PORT (BUS)																	
UNE Port/Loop Combination Rates																	
	2-Wire VG Loop/Port Combo - Zone 1					1			14.89								
	2-Wire VG Loop/Port Combo - Zone 2					2			21.52								
	2-Wire VG Loop/Port Combo - Zone 3					3			27.17								
UNE Loop Rates																	
	2-Wire Voice Grade Loop (SL1) - Zone 1					1	UEPBX	UEPLX	13.76								

UNBUNDLED NETWORK ELEMENTS - South Carolina												Attachment: 2		Exhibit: B		
CATEGORY	RATE ELEMENTS		Interi m	Zone	BCS	USOC	RATES(\$)				Svc Order Submitted Elec per LSR	Svc Order Submitted Manually per LSR	Incremental Charge - Manual Svc Order vs. Electronic- 1st	Incremental Charge - Manual Svc Order vs. Electronic- Add'l	Incremental Charge - Manual Svc Order vs. Electronic- Disc 1st	Incremental Charge - Manual Svc Order vs. Electronic- Disc Add'l
								Nonrecurring		Nonrecurring Disconnect		OSS Rates(\$)				
							Rec	First	Add'l	First	Add'l	SOMEc	SOMAN	SOMAN	SOMAN	SOMAN
		2-Wire Voice Grade Loop (SL1) - Zone 2		2	UEPBX	UEPLX	20.38									
		2-Wire Voice Grade Loop (SL1) - Zone 3		3	UEPBX	UEPLX	26.04									
		2-Wire Voice Grade Line Port (Bus)														
		2-Wire voice unbundled port without Caller ID - bus			UEPBX	UEPBL	1.13	37.93	16.72			15.69				
		2-Wire voice unbundled port with Caller + E484 ID - bus			UEPBX	UEPBC	1.13	37.93	16.72			15.69				
		2-Wire voice unbundled port outgoing only - bus			UEPBX	UEPBO	1.13	37.93	16.72			15.69				
		2-Wire voice Grade unbundled South Carolina extended local dialing parity port with Caller ID - bus			UEPBX	UEPAZ	1.13	37.93	16.72			15.69				
		2-Wire voice unbundled incoming only port with Caller ID - Bus			UEPBX	UPEB1	1.13	37.93	16.72			15.69				
		2-Wire voice unbundled South Carolina Bus Area Calling Port with Caller ID (LMB)			UEPBX	UEPAB	1.13	37.93	16.72			15.69				
		LOCAL NUMBER PORTABILITY														
		Local Number Portability (1 per port)			UEPBX	LNPCX	0.35									
		FEATURES														
		All Features Offered			UEPBX	UEPVF	3.04	0.00	0.00			15.69				
		NONRECURRING CHARGES (NRCs) - CURRENTLY COMBINED														
		2-Wire Voice Grade Loop / Line Port Combination - Conversion - Switch-as-is			UEPBX	USAC2		0.10	0.10			15.69				
		2-Wire Voice Grade Loop / Line Port Combination - Conversion - Switch with change			UEPBX	USACC		0.10	0.10			15.69				
		ADDITIONAL NRCs														
		2-Wire Voice Grade Loop/Line Port Combination - Subsequent Activity			UEPBX	USAS2		0.00	0.00			15.69				
		2-WIRE VOICE GRADE LOOP WITH 2-WIRE LINE PORT (RES - PBX)														
		UNE Port/Loop Combination Rates														
		2-Wire VG Loop/Port Combo - Zone 1		1			14.89									
		2-Wire VG Loop/Port Combo - Zone 2		2			21.52									
		2-Wire VG Loop/Port Combo - Zone 3		3			27.17									
		UNE Loop Rates														
		2-Wire Voice Grade Loop (SL 1) - Zone 1		1	UEPRG	UEPLX	13.76									
		2-Wire Voice Grade Loop (SL 1) - Zone 2		2	UEPRG	UEPLX	20.38									
		2-Wire Voice Grade Loop (SL 1) - Zone 3		3	UEPRG	UEPLX	26.04									
		2-Wire Voice Grade Line Port Rates (RES - PBX)														
		2-Wire VG Unbundled Combination 2-Way PBX Trunk Port - Res			UEPRG	UEPRD	1.13	37.93	16.72			15.69				
		LOCAL NUMBER PORTABILITY														
		Local Number Portability (1 per port)			UEPRG	LNPCP	3.15	0.00	0.00			15.69				
		FEATURES														
		All Features Offered			UEPRG	UEPVF	3.04	0.00	0.00			15.69				
		NONRECURRING CHARGES (NRCs) - CURRENTLY COMBINED														
		2-Wire Voice Grade Loop/ Line Port Combination (PBX) - Conversion - Switch-As-Is			UEPRG	USAC2		7.93	1.91			15.69				
		2-Wire Voice Grade Loop/ Line Port Combination (PBX) - Conversion - Switch with Change			UEPRG	USACC		7.93	1.91			15.69				
		ADDITIONAL NRCs														
		2-Wire Voice Grade Loop/ Line Port Combination (PBX) - Subsequent Activity			UEPRG	USAS2	0.00	0.00	0.00			15.69				
		PBX Subsequent Activity - Change/Rearrange Multiline Hunt Group						7.34	7.34			15.69				
		2-WIRE VOICE GRADE LOOP WITH 2-WIRE LINE PORT (BUS - PBX)														
		UNE Port/Loop Combination Rates														
		2-Wire VG Loop/Port Combo - Zone 1		1			14.89									
		2-Wire VG Loop/Port Combo - Zone 2		2			21.52									
		2-Wire VG Loop/Port Combo - Zone 3		3			27.17									
		UNE Loop Rates														
		2-Wire Voice Grade Loop (SL 1) - Zone 1		1	UEPPX	UEPLX	13.76									
		2-Wire Voice Grade Loop (SL 1) - Zone 2		2	UEPPX	UEPLX	20.38									
		2-Wire Voice Grade Loop (SL 1) - Zone 3		3	UEPPX	UEPLX	26.04									
		2-Wire Voice Grade Line Port Rates (BUS - PBX)														

UNBUNDLED NETWORK ELEMENTS - South Carolina

CATEGORY		RATE ELEMENTS	Interim	Zone	BCS	USOC	RATES(\$)				Svc Order Submitted Elec per LSR	Svc Order Submitted Manually per LSR	Incremental Charge - Manual Svc Order vs. Electronic-1st	Incremental Charge - Manual Svc Order vs. Electronic-Add'l	Incremental Charge - Manual Svc Order vs. Electronic-Disc 1st	Incremental Charge - Manual Svc Order vs. Electronic-Disc Add'l
							Nonrecurring		Nonrecurring Disconnect		OSS Rates(\$)					
						Rec	First	Add'l	First	Add'l	SOME C	SOMAN	SOMAN	SOMAN	SOMAN	SOMAN
		Line Side Unbundled Combination 2-Way PBX Trunk Port - Bus			UEPPX	UEPPC	1.13	37.93	16.72			15.69				
		Line Side Unbundled Outward PBX Trunk Port - Bus			UEPPX	UEPPO	1.13	37.93	16.72			15.69				
		Line Side Unbundled Incoming PBX Trunk Port - Bus			UEPPX	UEPP1	1.13	37.93	16.72			15.69				
		2-Wire Voice Unbundled PBX LD Terminal Ports			UEPPX	UEPLD	1.13	37.93	16.72			15.69				
		2-Wire Voice Unbundled 2-Way Combination PBX Usage Port			UEPPX	UEPXA	1.13	37.93	16.72			15.69				
		2-Wire Voice Unbundled PBX Toll Terminal Hotel Ports			UEPPX	UEPXB	1.13	37.93	16.72			15.69				
		2-Wire Voice Unbundled PBX LD DDD Terminals Port			UEPPX	UEPXC	1.13	37.93	16.72			15.69				
		2-Wire Voice Unbundled PBX LD Terminal Switchboard Port			UEPPX	UEPXD	1.13	37.93	16.72			15.69				
		2-Wire Voice Unbundled PBX LD Terminal Switchboard IDD Capable Port			UEPPX	UEPXE	1.13	37.93	16.72			15.69				
		2-Wire Voice Unbundled 2-Way PBX Hotel/Hospital Economy Administrative Calling Port			UEPPX	UEPXL	1.13	37.93	16.72			15.69				
		2-Wire Voice Unbundled 2-Way PBX Hotel/Hospital Economy Room Calling Port			UEPPX	UEPXM	1.13	37.93	16.72			15.69				
		2-Wire Voice Unbundled 1-Way Outgoing PBX Hotel/Hospital Discount Room Calling Port			UEPPX	UEPXO	1.13	37.93	16.72			15.69				
		2-Wire Voice Unbundled 1-Way Outgoing PBX Measured Port			UEPPX	UEPXS	1.13	37.93	16.72			15.69				
		2-Wire Voice Unbundled 2-Way PBX South Carolina Area Plus Calling Port			UEPPX	UEPXT	1.13	37.93	16.72			15.69				
		LOCAL NUMBER PORTABILITY														
		Local Number Portability (1 per port)			UEPPX	LNPCP	3.15	0.00	0.00			15.69				
		FEATURES														
		All Features Offered			UEPPX	UEPVF	3.04	0.00	0.00			15.69				
		NONRECURRING CHARGES (NRCs) - CURRENTLY COMBINED														
		2-Wire Voice Grade Loop/ Line Port Combination (PBX) - Conversion - Switch-As-Is			UEPPX	USAC2		7.93	1.91			15.69				
		2-Wire Voice Grade Loop/ Line Port Combination (PBX) - Conversion - Switch with Change			UEPPX	USACC		7.93	1.91			15.69				
		ADDITIONAL NRCs														
		2-Wire Voice Grade Loop/ Line Port Combination (PBX) - Subsequent Activity			UEPPX	USAS2	0.00	0.00	0.00			15.69				
		PBX Subsequent Activity - Change/Rearrange Multiline Hunt Group						7.34	7.34			15.69				
		2-WIRE VOICE GRADE LOOP WITH 2-WIRE ANALOG LINE COIN PORT														
		UNE Port/Loop Combination Rates														
		2-Wire VG Coin Port/Loop Combo – Zone 1		1			14.89									
		2-Wire VG Coin Port/Loop Combo – Zone 2		2			21.52									
		2-Wire VG Coin Port/Loop Combo – Zone 3		3			27.17									
		UNE Loop Rates														
		2-Wire Voice Grade Loop (SL1) - Zone 1		1	UEPCO	UEPLX	13.76									
		2-Wire Voice Grade Loop (SL1) - Zone 2		2	UEPCO	UEPLX	20.38									
		2-Wire Voice Grade Loop (SL1) - Zone 3		3	UEPCO	UEPLX	26.04									
		2-Wire Voice Grade Line Ports (COIN)														
		2-Wire Coin 2-Way without Operator Screening and without Blocking (SC)			UEPCO	UEPSD	1.13	37.93	16.72			15.69				
		2-Wire Coin 2-Way with Operator Screening and Blocking: 011, 900/976, 1+DDD (SC)			UEPCO	UEPSA	1.13	37.93	16.72			15.69				
		2-Wire Coin 2-Way with Operator Screening and 011 Blocking (SC)			UEPCO	UEPSH	1.13	37.93	16.72			15.69				
		2-Wire Coin 2-Way with Operator Screening and 011 Blocking; with Dialing Parity (SC)			UEPCO	UEPSC	1.13	37.93	16.72			15.69				
		2-Wire Coin 2-Way with Operator Screening and: 900 Blocking: 900/976, 1+DDD, 011+, and Local (SC)			UEPCO	UEPCC	1.13	37.93	16.72			15.69				
		2-Wire Coin 2-W Operator Screen: 900 Block: 900/976, 1+DDD, 011+, Local; Enhanced Call OPT 3YV (SC)			UEPCO	UEPCE	1.13	37.93	16.72			15.69				
		2-Wire Coin 2-W Operator Screen: 900 Block: 900/976, 1+DDD, 011+, Local; Enhanced Call OPT AP7 (SC)			UEPCO	UEPCF	1.13	37.93	16.72			15.69				

UNBUNDLED NETWORK ELEMENTS - South Carolina												Attachment: 2		Exhibit: B		
CATEGORY	RATE ELEMENTS		Interim	Zone	BCS	USOC	RATES(\$)			Svc Order Submitted Elec per LSR	Svc Order Submitted Manually per LSR	Incremental Charge - Manual Svc Order vs. Electronic-1st	Incremental Charge - Manual Svc Order vs. Electronic-Add'l	Incremental Charge - Manual Svc Order vs. Electronic-Disc 1st	Incremental Charge - Manual Svc Order vs. Electronic-Disc Add'l	
							Rec	Nonrecurring		Nonrecurring Disconnect		OSS Rates(\$)				
								First	Add'l	First	Add'l	SOMEC	SOMAN	SOMAN	SOMAN	SOMAN
		2-Wire Coin Outward without Blocking and without Operator Screening (SC)			UEPCO	UEPSG	1.13	37.93	16.72				15.69			
		2-Wire Coin Outward with Operator Screening and 011 Blocking (SC)			UEPCO	UEPSF	1.13	37.93	16.72				15.69			
		2-Wire Coin Outward with Operator Screening and Blocking: 011, 900/976, 1+DDD (SC)			UEPCO	UEPSJ	1.13	37.93	16.72				15.69			
		2-Wire Coin Outward with Operator Screening and Blocking: 900/976, 1+DDD, 011+, and Local (SC)			UEPCO	UEPCM	1.13	37.93	16.72				15.69			
		2-Wire Coin Out Operator Screen & Block: 900/976, 1+DDD, 011+, Local; Enhanced Calling OPT 3YW (SC)			UEPCO	UEPCP	1.13	37.93	16.72				15.69			
		2-Wire 2-Way Smartline with 900/976 (all states except LA)			UEPCO	UEPCK	1.13	37.93	16.72				15.69			
		2-Wire Coin Outward Smartline with 900/976 (all states except LA)			UEPCO	UEPCR	1.13	37.93	16.72				15.69			
	ADDITIONAL UNE COIN PORT/LOOP (RC)															
		UNE Coin Port/Loop Combo Usage (Flat Rate)			UEPCO	URECU	4.05	37.93	16.72				15.69			
	LOCAL NUMBER PORTABILITY															
		Local Number Portability (1 per port)			UEPCO	LNPCX	0.35									
	NONRECURRING CHARGES - CURRENTLY COMBINED															
		2-Wire Voice Grade Loop / Line Port Combination - Conversion - Switch-as-is			UEPCO	USAC2		0.10	0.10				15.69			
		2-Wire Voice Grade Loop / Line Port Combination - Conversion - Switch with change			UEPCO	USACC		0.10	0.10				15.69			
	ADDITIONAL NRCs															
		2-Wire Voice Grade Loop/Line Port Combination - Subsequent Activity			UEPCO	USAS2		0.00	0.00				15.69			
	UNBUNDLED REMOTE CALL FORWARDING - RES															
	UNBUNDLED REMOTE CALL FORWARDING - Bus															
		Unbundled Remote Call Forwarding, InterState/Intra LATA-Bus			UEPVB	UEPVJ	1.65	2.38	2.28	1.42	1.33		15.69			
UNBUNDLED PORT/LOOP COMBINATIONS - COST BASED RATES																
	2-WIRE VOICE GRADE LOOP- BUS ONLY - WITH 2-WIRE DID TRUNK PORT															
	UNE Port/Loop Combination Rates															
		2-Wire VG Loop/2-Wire DID Trunk Port Combo - UNE Zone 1		1			23.75									
		2-Wire VG Loop/2-Wire DID Trunk Port Combo - UNE Zone 2		2			30.20									
		2-Wire VG Loop/2-Wire DID Trunk Port Combo - UNE Zone 3		3			35.52									
	UNE Loop Rates															
		2-Wire Analog Voice Grade Loop - (SL2) - UNE Zone 1		1	UEPPX	UECD1	16.68									
		2-Wire Analog Voice Grade Loop - (SL2) - UNE Zone 2		2	UEPPX	UECD1	23.13									
		2-Wire Analog Voice Grade Loop - (SL2) - UNE Zone 3		3	UEPPX	UECD1	28.46									
	UNE Port Rate															
		Exchange Ports - 2-Wire DID Port			UEPPX	UEPD1	7.06	225.55	87.21	113.08	14.38		15.69			
	NONRECURRING CHARGES - CURRENTLY COMBINED															
		2-Wire Voice Grade Loop / 2-Wire DID Trunk Port Combination - Switch-as-is			UEPPX	USAC1		7.32	1.87				15.69			
		2-Wire Voice Grade Loop / 2-Wire DID Trunk Port Conversion with BellSouth Allowable Changes			UEPPX	USA1C		7.32	1.87				15.69			
	ADDITIONAL NRCs															
		2-Wire DID Subsequent Activity - Add Trunks, Per Trunk			UEPPX	USAS1		26.84					15.69			
	Telephone Number/Trunk Group Establishment Charges															
		DID Trunk Termination (One Per Port)			UEPPX	NDT	0.00	0.00	0.00				15.69			
		DID Numbers, Establish Trunk Group and Provide First Group of 20 DID Numbers			UEPPX	NDZ	0.00	0.00	0.00				15.69			
		Additional DID Numbers for each Group of 20 DID Numbers			UEPPX	ND4	0.00	0.00	0.00				15.69			
		DID Numbers, Non- consecutive DID Numbers , Per Number			UEPPX	ND5	0.00	0.00	0.00				15.69			
		Reserve Non-Consecutive DID numbers			UEPPX	ND6	0.00	0.00	0.00				15.69			
		Reserve DID Numbers			UEPPX	NDV	0.00	0.00	0.00				15.69			
	LOCAL NUMBER PORTABILITY															
		Local Number Portability (1 per port)			UEPPX	LNPCP	3.15	0.00	0.00							
	2-WIRE ISDN DIGITAL GRADE LOOP WITH 2-WIRE ISDN DIGITAL LINE SIDE PORT															
	UNE Port/Loop Combination Rates															

UNBUNDLED NETWORK ELEMENTS - South Carolina												Attachment: 2		Exhibit: B				
CATEGORY	RATE ELEMENTS		Interim	Zone	BCS		USOC	RATES(\$)					Svc Order Submitted Elec per LSR	Svc Order Submitted Manually per LSR	Incremental Charge - Manual Svc Order vs. Electronic-1st	Incremental Charge - Manual Svc Order vs. Electronic-Add'l	Incremental Charge - Manual Svc Order vs. Electronic-Disc 1st	Incremental Charge - Manual Svc Order vs. Electronic-Disc Add'l
								Rec	Nonrecurring		Nonrecurring Disconnect		OSS Rates(\$)					
									First	Add'l	First	Add'l	SOME C	SOMAN	SOMAN	SOMAN	SOMAN	SOMAN
		2W ISDN Digital Grade Loop/2W ISDN Digital Line Side Port - UNE Zone 1		1	UEPPB	UEPPR		30.86										
		2W ISDN Digital Grade Loop/2W ISDN Digital Line Side Port - UNE Zone 2		2	UEPPB	UEPPR		38.60										
		2W ISDN Digital Grade Loop/2W ISDN Digital Line Side Port - UNE Zone 3		3	UEPPB	UEPPR		44.23										
		UNE Loop Rates																
		2-Wire ISDN Digital Grade Loop - UNE Zone 1		1	UEPPB	UEPPR	USL2X	21.90							15.69			
		2-Wire ISDN Digital Grade Loop - UNE Zone 2		2	UEPPB	UEPPR	USL2X	29.64							15.69			
		2-Wire ISDN Digital Grade Loop - UNE Zone 3		3	UEPPB	UEPPR	USL2X	35.27							15.69			
		UNE Port Rate																
		Exchange Port - 2-Wire ISDN Line Side Port			UEPPB	UEPPR	UEPPB	8.96	190.51	133.14	100.95	21.37			15.69			
		NONRECURRING CHARGES - CURRENTLY COMBINED																
		2-Wire ISDN Digital Grade Loop / 2-Wire ISDN Line Side Port Combination - Conversion			UEPPB	UEPPR	USACB	0.00	38.59	27.08					15.69			
		ADDITIONAL NRCs																
		LOCAL NUMBER PORTABILITY																
		Local Number Portability (1 per port)			UEPPB	UEPPR	LNPCX	0.35	0.00	0.00								
		B-CHANNEL USER PROFILE ACCESS:																
		CVS/CSD (DMS/5ESS)			UEPPB	UEPPR	U1UCA	0.00	0.00	0.00								
		CVS (EWSD)			UEPPB	UEPPR	U1UCB	0.00	0.00	0.00								
		CSD			UEPPB	UEPPR	U1UCC	0.00	0.00	0.00								
		B-CHANNEL AREA PLUS USER PROFILE ACCESS: (AL, KY, LA, MS SC, MS, & TN)																
		CVS/CSD (DMS/5ESS)			UEPPB	UEPPR	U1UCD	0.00	0.00	0.00								
		CVS (EWSD)			UEPPB	UEPPR	U1UCE	0.00	0.00	0.00								
		CSD			UEPPB	UEPPR	U1UCF	0.00	0.00	0.00								
		USER TERMINAL PROFILE																
		User Terminal Profile (EWSD only)			UEPPB	UEPPR	U1UMA	0.00	0.00	0.00								
		VERTICAL FEATURES																
		All Vertical Features - One per Channel B User Profile			UEPPB	UEPPR	UEPVF	3.04	0.00	0.00					15.69			
		INTEROFFICE CHANNEL MILEAGE																
		Interoffice Channel mileage each, including first mile and facilities termination			UEPPB	UEPPR	M1GNC	24.30	40.63	27.47	16.77	6.91			15.69			
		Interoffice Channel mileage each, additional mile			UEPPB	UEPPR	M1GNM	0.0167	0.00	0.00								
		4-WIRE DS1 DIGITAL LOOP WITH 4-WIRE ISDN DS1 DIGITAL TRUNK PORT																
		UNE Port/Loop Combination Rates																
		4W DS1 Digital Loop/4W ISDN DS1 Digital Trunk Port - UNE Zone 1		1	UEPPP			176.82										
		4W DS1 Digital Loop/4W ISDN DS1 Digital Trunk Port - UNE Zone 2		2	UEPPP			241.38										
		4W DS1 Digital Loop/4W ISDN DS1 Digital Trunk Port - UNE Zone 3		3	UEPPP			347.84										
		UNE Loop Rates																
		4-Wire DS1 Digital Loop - UNE Zone 1		1	UEPPP		USL4P	90.87							15.69			
		4-Wire DS1 Digital Loop - UNE Zone 2		2	UEPPP		USL4P	155.43							15.69			
		4-Wire DS1 Digital Loop - UNE Zone 3		3	UEPPP		USL4P	261.89							15.69			
		UNE Port Rate																
		Exchange Ports - 4-Wire ISDN DS1 Port			UEPPP		UEPPP	85.95	457.30	259.67	124.15	31.83			15.69			
		NONRECURRING CHARGES - CURRENTLY COMBINED																
		4-Wire DS1 Digital Loop / 4-Wire ISDN DS1 Digital Trunk Port Combination - Conversion - Switch-as-is			UEPPP		USACP	0.00	119.34	78.73					15.69			
		ADDITIONAL NRCs																
		4-Wire DS1 Loop/4-W ISDN Digtl Trk Port - Subseqt Actvy-Inward/two way tel nos within Std Allowance (except NC)			UEPPP		PR7TF		0.49	0.49					15.69			
		4-Wire DS1 Loop / 4-Wire ISDN DS1 Digital Trunk Port - Outward Tel Numbers (All States except NC)			UEPPP		PR7TO		11.54	11.54					15.69			
		4-Wire DS1 Loop / 4-Wire ISDN DS1 Digital Trk Port - Subsequent Inward Tel Nos Above Std Allowance			UEPPP		PR7ZT		23.07	23.07					15.69			

UNBUNDLED NETWORK ELEMENTS - South Carolina

CATEGORY		RATE ELEMENTS	Interim	Zone	BCS	USOC	RATES(\$)				Svc Order Submitted Elec per LSR	Svc Order Submitted Manually per LSR	Incremental Charge - Manual Svc Order vs. Electronic-1st	Incremental Charge - Manual Svc Order vs. Electronic-Add'l	Incremental Charge - Manual Svc Order vs. Electronic-Disc 1st	Incremental Charge - Manual Svc Order vs. Electronic-Disc Add'l
								Nonrecurring	Nonrecurring Disconnect			OSS Rates(\$)				
							Rec	First	Add'l	First	Add'l	SOME C	SOMAN	SOMAN	SOMAN	SOMAN
		LOCAL NUMBER PORTABILITY														
		Local Number Portability (1 per port)			UEPPP	LNPCN	1.75									
		Voice/Data			UEPPP	PR71V	0.00	0.00	0.00							
		Digital Data			UEPPP	PR71D	0.00	0.00	0.00							
		Inward Data			UEPPP	PR71E	0.00	0.00	0.00							
		New or Additional "B" Channel														
		New or Additional - Voice/Data B Channel			UEPPP	PR7BV	0.00	14.56					15.69			
		New or Additional - Digital Data B Channel			UEPPP	PR7BF	0.00	14.56					15.69			
		New or Additional Inward Data B Channel			UEPPP	PR7BD	0.00	14.56					15.69			
		CALL TYPES														
		Inward			UEPPP	PR7C1	0.00	0.00	0.00							
		Outward			UEPPP	PR7C0	0.00	0.00	0.00							
		Two-way			UEPPP	PR7CC	0.00	0.00	0.00							
		Interoffice Channel Mileage														
		Fixed Each Including First Mile			UEPPP	1LN1A	77.4815	89.47	81.99	16.39	14.48		15.69			
		Each Airline-Fractional Additional Mile			UEPPP	1LN1B	0.3415									
		4-WIRE DS1 DIGITAL LOOP WITH 4-WIRE DDITS TRUNK PORT														
		UNE Port/Loop Combination Rates														
		4W DS1 Digital Loop/4W DDITS Trunk Port - UNE Zone 1		1	UEPDC		149.77									
		4W DS1 Digital Loop/4W DDITS Trunk Port - UNE Zone 2		2	UEPDC		214.33									
		4W DS1 Digital Loop/4W DDITS Trunk Port - UNE Zone 3		3	UEPDC		320.78									
		UNE Loop Rates														
		4-Wire DS1 Digital Loop - UNE Zone 1		1	UEPDC	USLDC	90.87						15.69			
		4-Wire DS1 Digital Loop - UNE Zone 2		2	UEPDC	USLDC	155.43						15.69			
		4-Wire DS1 Digital Loop - UNE Zone 3		3	UEPDC	USLDC	261.89						15.69			
		UNE Port Rate														
		4-Wire DDITS Digital Trunk Port			UEPDC	UDD1T	58.90	455.50	253.79	117.55	14.20		15.69			
		NONRECURRING CHARGES - CURRENTLY COMBINED														
		4-Wire DS1 Digital Loop / 4-Wire DDITS Trunk Port Combination - Switch-as-is			UEPDC	USAC4		129.78	67.17				15.69			
		4-Wire DS1 Digital Loop / 4-Wire DDITS Trunk Port Combination - Conversion with DS1 Changes			UEPDC	USAWA		129.78	67.17				15.69			
		4-Wire DS1 Digital Loop / 4-Wire DDITS Trunk Port Combination - Conversion with Change- Trunk			UEPDC	USAWB		129.78	67.17				15.69			
		ADDITIONAL NRCs														
		4-Wire DS1 Loop / 4-Wire DDITS Trunk Port - Subsequent Channel Activation/Chan - 1-Way Outward Trunk			UEPDC	UDTTB		14.51	14.51				15.69			
		4-Wire DS1 Loop / 4-Wire DDITS Trunk Port - Subsqnt Channel Activation/Chan Inward Trunk w/out DID			UEPDC	UDTTC		14.51	14.51				15.69			
		4-Wire DS1 Loop / 4-Wire DDITS Trunk Port - Subsqnt Chan Activation Per Chan - Inward Trunk with DID			UEPDC	UDTTD		14.51	14.51				15.69			
		4-Wire DS1 Loop / 4-Wire DDITS Trunk Port - Subsqnt Chan Activation / Chan - 2-Way DID w User Trans			UEPDC	UDTTE		14.51	14.51				15.69			
		BIPOLAR 8 ZERO SUBSTITUTION											15.69			
		B8ZS - Superframe Format			UEPDC	CCOSF		0.00	605.00				15.69			
		B8ZS - Extended Superframe Format			UEPDC	CCOEF		0.00	605.00				15.69			
		Alternate Mark Inversion														
		AMI - Superframe Format			UEPDC	MCOSF		0.00	0.00							
		AMI - Extended SuperFrame Format			UEPDC	MCOPO		0.00	0.00							
		Telephone Number/Trunk Group Establishment Charges														
		Telephone Number for 2-Way Trunk Group			UEPDC	UDTGX	0.00						15.69			
		Telephone Number for 1-Way Outward Trunk Group			UEPDC	UDTGY	0.00						15.69			
		Telephone Number for 1-Way Inward Trunk Group Without DID			UEPDC	UDTGZ	0.00						15.69			
		DID Numbers, Establish Trunk Group and Provide First Group of 20 DID Numbers			UEPDC	NDZ	0.00	0.00	0.00				15.69			
		DID Numbers for each Group of 20 DID Numbers			UEPDC	ND4	0.00						15.69			
		DID Numbers, Non- consecutive DID Numbers , Per Number			UEPDC	ND5	0.00	0.00	0.00				15.69			
		Reserve Non-Consecutive DID Nos			UEPDC	ND6	0.00	0.00	0.00				15.69			
		Reserve DID Numbers			UEPDC	NDV	0.00	0.00	0.00				15.69			

UNBUNDLED NETWORK ELEMENTS - South Carolina											Attachment: 2		Exhibit: B			
CATEGORY	RATE ELEMENTS				Interim	Zone	BCS	USOC	RATES(\$)		Svc Order Submitted Elec per LSR	Svc Order Submitted Manually per LSR	Incremental Charge - Manual Svc Order vs. Electronic-1st	Incremental Charge - Manual Svc Order vs. Electronic-Add'l	Incremental Charge - Manual Svc Order vs. Electronic-Disc 1st	Incremental Charge - Manual Svc Order vs. Electronic-Disc Add'l
													OSS Rates(\$)			
														</		

UNBUNDLED NETWORK ELEMENTS - South Carolina											Attachment: 2		Exhibit: B		
CATEGORY	RATE ELEMENTS	Interi m	Zone	BCS	USOC	RATES(\$)				Svc Order Submitted Elec per LSR	Svc Order Submitted Manually per LSR	Incremental Charge - Manual Svc Order vs. Electronic- 1st	Incremental Charge - Manual Svc Order vs. Electronic- Add'l	Incremental Charge - Manual Svc Order vs. Electronic- Disc 1st	Incremental Charge - Manual Svc Order vs. Electronic- Disc Add'l
							Nonrecurring		Nonrecurring Disconnect		OSS Rates(\$)				
	Feature Activations - Unbundled Loop Concentration					Rec	First	Add'l	First	Add'l	SOMEc	SOMAN	SOMAN	SOMAN	SOMAN
	Feature (Service) Activation for each Line Side Port Terminated in D4 Bank			UEPPX	1PQWM	0.56	25.45	13.44	4.20	4.17			15.39		
	Feature (Service) Activation for each Trunk Side Port Terminated in D4 Bank			UEPPX	1PQWU	0.56	78.31	18.46	59.37	11.60			15.39		
	Telephone Number/ Group Establishment Charges for DID Service														
	DID Trunk Termination (1 per Port)			UEPPX	NDT	0.00	0.00	0.00							
	Estab Trk Grp and Provide 1st 20 DID Nos. (FL, GA, NC, & SC)			UEPPX	NDZ	0.00	0.00	0.00							
	DID Numbers - groups of 20 - Valid all States			UEPPX	ND4	0.00	0.00	0.00							
	Non-Consecutive DID Numbers - per number			UEPPX	ND5	0.00	0.00	0.00							
	Reserve Non-Consecutive DID Numbers			UEPPX	ND6	0.00	0.00	0.00							
	Reserve DID Numbers			UEPPX	NDV	0.00	0.00	0.00							
	Local Number Portability														
	Local Number Portability - 1 per port			UEPPX	LNPCP	3.15	0.00	0.00							
	FEATURES - Vertical and Optional														
	Local Switching Features Offered with Line Side Ports Only														
	All Features Available			UEPPX	UEPVF	3.04	0.00	0.00					15.69		
UNBUNDLED PORT LOOP COMBINATIONS - MARKET RATES															
Market Rates shall apply where BellSouth is not required to provide unbundled local switching or switch ports per FCC and/or State Commission rules.															
These scenarios include:															
1. Unbundled port/loop combinations that are Not Currently Combined in Alabama, Florida and North Carolina.															
2. Unbundled port/loop combinations that are Currently Combined or Not Currently Combined in Zone 1 of the Top 8 MSAs in BellSouth's region for end users with 4 or more DS0 equivalent lines.															
The Top 8 MSAs in BellSouth's region are: FL (Orlando, Ft. Lauderdale, Miami); GA (Atlanta); LA (New Orleans); NC (Greensboro-Winston Salem-Highpoint/Charlotte-Gastonia-Rock Hill); TN (Nashville).															
BellSouth currently is developing the billing capability to mechanically bill the recurring and non-recurring Market Rates in this section except for nonrecurring charges for not currently combined in AL, FL and NC. In the interim where BellSouth cannot bill Market Rates, BellSouth shall bill the rates in the Cost-Based section preceding in lieu of the Market Rates and reserves the right to true-up the billing difference.															
The Market Rate for unbundled ports includes all available features in all states.															
End Office and Tandem Switching Usage and Common Transport Usage rates in the Port section of this rate exhibit shall apply to all combinations of loop/port network elements except for UNE Coin Port/Loop Combinations which have a flat rate usage charge (USOC: URECU).															
For Not Currently Combined scenarios where Market Rates apply, the Nonrecurring charges are listed in the First and Additional NRC columns for each Port USOC. For Currently Combined scenarios, the Nonrecurring charges are listed in the NRC - Currently Combined section. Additional NRCs may apply also and are categorized accordingly.															
2-WIRE VOICE GRADE LOOP WITH 2-WIRE LINE PORT (RES)															
UNE Port/Loop Combination Rates															
	2-Wire VG Loop/Port Combo - Zone 1		1			27.76									
	2-Wire VG Loop/Port Combo - Zone 2		2			34.38									
	2-Wire VG Loop/Port Combo - Zone 3		3			40.04									
UNE Loop Rates															
	2-Wire Voice Grade Loop (SL1) - Zone 1		1	UEPRX	UEPLX	13.76									
	2-Wire Voice Grade Loop (SL1) - Zone 2		2	UEPRX	UEPLX	20.38									
	2-Wire Voice Grade Loop (SL1) - Zone 3		3	UEPRX	UEPLX	26.04									
2-Wire Voice Grade Line Port (Res)															
	2-Wire voice unbundled port - residence			UEPRX	UEPRL	14.00	90.00	90.00				15.69			
	2-Wire voice unbundled port with Caller ID - res			UEPRX	UEPRC	14.00	90.00	90.00				15.69			
	2-Wire voice unbundled port outgoing only - res			UEPRX	UEPRO	14.00	90.00	90.00				15.69			
	2-Wire voice unbundles res, low usage line port with Caller ID (LUM)			UEPRX	UEPAP	14.00	90.00	90.00				15.69			
LOCAL NUMBER PORTABILITY															
	Local Number Portability (1 per port)			UEPRX	LNPCX	0.35									
FEATURES															
	All Features Offered			UEPRX	UEPVF	0.00	0.00	0.00				15.69			
ADDITIONAL NRCs															
	NRC - 2-Wire Voice Grade Loop/Line Port Combination - Subsequent			UEPRX	USAS2		0.00	0.00				15.69			
2-WIRE VOICE GRADE LOOP WITH 2-WIRE LINE PORT (BUS)															
UNE Port/Loop Combination Rates															
	2-Wire VG Loop/Port Combo - Zone 1		1			27.76									
	2-Wire VG Loop/Port Combo - Zone 2		2			34.38									
	2-Wire VG Loop/Port Combo - Zone 3		3			40.04									
UNE Loop Rates															
	2-Wire Voice Grade Loop (SL1) - Zone 1		1	UEPBX	UEPLX	13.76									

UNBUNDLED NETWORK ELEMENTS - South Carolina												Attachment: 2		Exhibit: B			
CATEGORY		RATE ELEMENTS	Interim	Zone	BCS	USOC	RATES(\$)				Svc Order Submitted Elec per LSR	Svc Order Submitted Manually per LSR	Incremental Charge - Manual Svc Order vs. Electronic-1st	Incremental Charge - Manual Svc Order vs. Electronic-Add'l	Incremental Charge - Manual Svc Order vs. Electronic-Disc 1st	Incremental Charge - Manual Svc Order vs. Electronic-Disc Add'l	
							Rec	Nonrecurring		Nonrecurring Disconnect		OSS Rates(\$)					
								First	Add'l	First	Add'l	SOME C	SOMAN	SOMAN	SOMAN	SOMAN	SOMAN
		2-Wire Voice Grade Loop (SL1) - Zone 2		2	UEPBX	UEPLX	20.38										
		2-Wire Voice Grade Loop (SL1) - Zone 3		3	UEPBX	UEPLX	26.04										
		2-Wire Voice Grade Line Port (Bus)															
		2-Wire voice unbundled port without Caller ID - bus			UEPBX	UEPBL	14.00	90.00	90.00			15.69					
		2-Wire voice unbundled port with Caller + E484 ID - bus			UEPBX	UEPBC	14.00	90.00	90.00			15.69					
		2-Wire voice unbundled port outgoing only - bus			UEPBX	UEPBO	14.00	90.00	90.00			15.69					
		2-Wire voice Grade unbundled South Carolina extended local dialing parity port with Caller ID - bus			UEPBX	UEPAZ	14.00	90.00	90.00			15.69					
		2-Wire voice unbundled South Carolina Bus Area Calling Port with Caller ID (LMB)			UEPBX	UEPAB	14.00	90.00	90.00			15.69					
		LOCAL NUMBER PORTABILITY															
		Local Number Portability (1 per port)			UEPBX	LNPCX	0.35										
		FEATURES															
		All Features Offered			UEPBX	UEPVF	0.00	0.00	0.00			15.69					
		ADDITIONAL NRCs															
		NRC - 2-Wire Voice Grade Loop/Line Port Combination - Subsequent			UEPBX	USAS2		0.00	0.00			15.69					
		2-WIRE VOICE GRADE LOOP WITH 2-WIRE LINE PORT (RES - PBX)															
		UNE Port/Loop Combination Rates															
		2-Wire VG Loop/Port Combo - Zone 1		1			27.76										
		2-Wire VG Loop/Port Combo - Zone 2		2			34.38										
		2-Wire VG Loop/Port Combo - Zone 3		3			40.04										
		UNE Loop Rates															
		2-Wire Voice Grade Loop (SL1) - Zone 1		1	UEPRG	UEPLX	13.76										
		2-Wire Voice Grade Loop (SL1) - Zone 2		2	UEPRG	UEPLX	20.38										
		2-Wire Voice Grade Loop (SL1) - Zone 3		3	UEPRG	UEPLX	26.04										
		2-Wire Voice Grade Line Port Rates (RES - PBX)															
		2-Wire VG Unbundled Combination 2-Way PBX Trunk Port - Res			UEPRG	UEPRD	14.00	90.00	90.00			15.69					
		LOCAL NUMBER PORTABILITY															
		Local Number Portability (1 per port)			UEPRG	LNPCP	3.15										
		FEATURES															
		All Features Offered			UEPRG	UEPVF	0.00	0.00	0.00			15.69					
		NONRECURRING CHARGES - CURRENTLY COMBINED															
		ADDITIONAL NRCs															
		2 Wire Loop/Line Side Port Combination - Non feature - Subsequent Activity- Nonrecurring						0.00	0.00			15.69					
		PBX Subsequent Activity - Change/Rearrange Multiline Hunt Group						14.64	14.64			15.69					
		2-WIRE VOICE GRADE LOOP WITH 2-WIRE LINE PORT (BUS - PBX)															
		UNE Port/Loop Combination Rates															
		2-Wire VG Loop/Port Combo - Zone 1		1			27.76										
		2-Wire VG Loop/Port Combo - Zone 2		2			34.38										
		2-Wire VG Loop/Port Combo - Zone 3		3			40.04										
		UNE Loop Rates															
		2-Wire Voice Grade Loop (SL1) - Zone 1		1	UEPPX	UEPLX	13.76										
		2-Wire Voice Grade Loop (SL1) - Zone 2		2	UEPPX	UEPLX	20.38										
		2-Wire Voice Grade Loop (SL1) - Zone 3		3	UEPPX	UEPLX	26.04										
		2-Wire Voice Grade Line Port Rates (BUS - PBX)															
		Line Side Unbundled Combination 2-Way PBX Trunk Port - Bus			UEPPX	UEPPC	14.00	90.00	90.00			15.69					
		Line Side Unbundled Outward PBX Trunk Port - Bus			UEPPX	UEPPO	14.00	90.00	90.00			15.69					
		Line Side Unbundled Incoming PBX Trunk Port - Bus			UEPPX	UEPP1	14.00	90.00	90.00			15.69					
		2-Wire Voice Unbundled PBX LD Terminal Ports			UEPPX	UEPLD	14.00	90.00	90.00			15.69					
		2-Wire Voice Unbundled 2-Way Combination PBX Usage Port			UEPPX	UEPXA	14.00	90.00	90.00			15.69					
		2-Wire Voice Unbundled PBX Toll Terminal Hotel Ports			UEPPX	UEPXB	14.00	90.00	90.00			15.69					
		2-Wire Voice Unbundled PBX LD DDD Terminals Port			UEPPX	UEPXC	14.00	90.00	90.00			15.69					
		2-Wire Voice Unbundled PBX LD Terminal Switchboard Port			UEPPX	UEPXD	14.00	90.00	90.00			15.69					

UNBUNDLED NETWORK ELEMENTS - South Carolina												Attachment: 2		Exhibit: B		
CATEGORY	RATE ELEMENTS		Interi m	Zone	BCS	USOC	RATES(\$)				Svc Order Submitted Elec per LSR	Svc Order Submitted Manually per LSR	Incremental Charge - Manual Svc Order vs. Electronic- 1st	Incremental Charge - Manual Svc Order vs. Electronic- Add'l	Incremental Charge - Manual Svc Order vs. Electronic- Disc 1st	Incremental Charge - Manual Svc Order vs. Electronic- Disc Add'l
								Nonrecurring		Nonrecurring Disconnect		OSS Rates(\$)				
							Rec	First	Add'l	First	Add'l	SOME C	SOMAN	SOMAN	SOMAN	SOMAN
		2-Wire Voice Unbundled PBX LD Terminal Switchboard IDD Capable Port			UEPPX	UEPXE	14.00	90.00	90.00				15.69			
		2-Wire Voice Unbundled 2-Way PBX Hotel/Hospital Economy Administrative Calling Port			UEPPX	UEPXL	14.00	90.00	90.00				15.69			
		2-Wire Voice Unbundled 2-Way PBX Hotel/Hospital Economy Room Calling Port			UEPPX	UEPXM	14.00	90.00	90.00				15.69			
		2-Wire Voice Unbundled 1-Way Outgoing PBX Hotel/Hospital Discount Room Calling Port			UEPPX	UEPXO	14.00	90.00	90.00				15.69			
		2-Wire Voice Unbundled 1-Way Outgoing PBX Measured Port			UEPPX	UEPXS	14.00	90.00	90.00				15.69			
	LOCAL NUMBER PORTABILITY															
		Local Number Portability (1 per port)			UEPPX	LNPCP	3.15									
	FEATURES															
		All Features Offered			UEPPX	UEPVF	0.00	0.00	0.00				15.69			
	NONRECURRING CHARGES - CURRENTLY COMBINED															
	ADDITIONAL NRCs															
		2-Wire Voice Grade Loop/ Line Port Combination - Subsequent			UEPPX	USAS2		0.00	0.00				15.69			
		2 Wire Loop/Line Side Port Combination - Non feature - Subsequent Activity- Nonrecurring						0.00	0.00				15.69			
		PBX Subsequent Activity - Change/Rearrange Multiline Hunt Group						7.34	7.34				15.69			
	2-WIRE VOICE GRADE LOOP WITH 2-WIRE ANALOG LINE COIN PORT															
	UNE Port/Loop Combination Rates															
		2-Wire VG Coin Port/Loop Combo – Zone 1		1			27.76									
		2-Wire VG Coin Port/Loop Combo – Zone 2		2			34.38									
		2-Wire VG Coin Port/Loop Combo – Zone 3		3			40.04									
	UNE Loop Rates															
		2-Wire Voice Grade Loop (SL1) - Zone 1		1	UEPCO	UEPLX	13.76									
		2-Wire Voice Grade Loop (SL1) - Zone 2		2	UEPCO	UEPLX	20.38									
		2-Wire Voice Grade Loop (SL1) - Zone 3		3	UEPCO	UEPLX	26.04									
	2-Wire Voice Grade Line Port Rates (Coin)															
		2-Wire Coin 2-Way without Operator Screening and without Blocking (SC)			UEPCO	UEPSD	14.00	90.00	90.00				15.69			
		2-Wire Coin 2-Way with Operator Screening and Blocking: 011, 900/976, 1+DDD (AL, KY, LA, MS, SC)			UEPCO	UEPRA	14.00	90.00	90.00				15.69			
		2-Wire Coin 2-Way with Operator Screening and Blocking: 011, 900/976, 1+DDD (SC)			UEPCO	UEPSA	14.00	90.00	90.00				15.69			
		2-Wire Coin 2-Way with Operator Screening and 011 Blocking (SC)			UEPCO	UEPSH	14.00	90.00	90.00				15.69			
		2-Wire Coin 2-Way with Operator Screening and 011 Blocking, with Dialing Parity (SC)			UEPCO	UEPSC	14.00	90.00	90.00				15.69			
		2-Wire Coin 2-Way with Operator Screening and Blocking: 900/976, 1+DDD, 011+, and Local (SC)			UEPCO	UEPCC	14.00	90.00	90.00				15.69			
		2-Wire Coin 2-W Oper Screen & Blocking: 900/976, 1+DDD, 011+ & Local; Enhanced Calling OPT 3YV (SC)			UEPCO	UEPCE	14.00	90.00	90.00				15.69			
		2-Wire Coin 2-W Oper Screen & Block: 900/976, 1+DDD, 011+, & Local; Enhanced Calling OPT AP7 (SC)			UEPCO	UEPCF	14.00	90.00	90.00				15.69			
		2-Wire Coin Outward without Blocking and without Operator Screening (SC)			UEPCO	UEPSG	14.00	90.00	90.00				15.69			
		2-Wire Coin Outward with Operator Screening and 011 Blocking (SC)			UEPCO	UEPSF	14.00	90.00	90.00				15.69			
		2-Wire Coin Outward with Operator Screening and Blocking: 011, 900/976, 1+DDD (SC)			UEPCO	UEPSJ	14.00	90.00	90.00				15.69			
		2-Wire Coin Outward with Operator Screening and Blocking: 900/976, 1+DDD, 011+, and Local (SC)			UEPCO	UEPCM	14.00	90.00	90.00				15.69			
		2-Wire Coin Out Oper Screen & Block: 900/976, 1+DDD, 011+, & Local; w/ Enhanced Call OPT 3YW (SC)			UEPCO	UEPCP	14.00	90.00	90.00				15.69			
	LOCAL NUMBER PORTABILITY															
		Local Number Portability (1 per port)			UEPCO	LNPCX	0.35									

UNBUNDLED NETWORK ELEMENTS - South Carolina												Attachment: 2		Exhibit: B		
CATEGORY	RATE ELEMENTS		Interim	Zone	BCS	USOC	RATES(\$)				Svc Order Submitted Elec per LSR	Svc Order Submitted Manually per LSR	Incremental Charge - Manual Svc Order vs. Electronic-1st	Incremental Charge - Manual Svc Order vs. Electronic-Add'l	Incremental Charge - Manual Svc Order vs. Electronic-Disc 1st	Incremental Charge - Manual Svc Order vs. Electronic-Disc Add'l

UNBUNDLED NETWORK ELEMENTS - South Carolina

CATEGORY	RATE ELEMENTS	Inter m	Zone	BCS	USOC	RATES(\$)					Svc Order Submitted Elec per LSR	Svc Order Submitted Manually per LSR	Incremental Charge - Manual Svc Order vs. Electronic- 1st	Incremental Charge - Manual Svc Order vs. Electronic- Add'l	Incremental Charge - Manual Svc Order vs. Electronic- Disc 1st	Incremental Charge - Manual Svc Order vs. Electronic- Disc Add'l
						Rec	First	Add'l	First	Add'l	SOMEc	SOMAN	SOMAN	SOMAN	SOMAN	SOMAN
	B-CHANNEL AREA PLUS USER PROFILE ACCESS: (AL,KY,LA,MS SC,MS, & TN)															
	CVS/CSD (DMS/5ESS)			UEPPB UEPPR	U1UCD	0.00	0.00	0.00								
	CVS (EWSD)			UEPPB UEPPR	U1UCE	0.00	0.00	0.00								
	CSD			UEPPB UEPPR	U1UCF	0.00	0.00	0.00								
	USER TERMINAL PROFILE															
	User Terminal Profile (EWSD only)			UEPPB UEPPR	U1UMA	0.00	0.00	0.00								
	VERTICAL FEATURES															
	All Vertical Features - One per Channel B User Profile			UEPPB UEPPR	UEPVF	3.04	0.00	0.00								
	INTEROFFICE CHANNEL MILEAGE															
	Interoffice Channel mileage each, including first mile and facilities termination			UEPPB UEPPR	M1GNC	24.30	60.00	40.00	25.00	10.00		15.69				
	Interoffice Channel mileage each, additional mile			UEPPB UEPPR	M1GNM	0.0167	0.00	0.00								
	4-WIRE DS1 DIGITAL LOOP WITH 4-WIRE ISDN DS1 DIGITAL TRUNK PORT															
	UNE Port/Loop Combination Rates															
	4W DS1 Digital Loop/4W ISDN DS1 Digital Trunk Port - UNE Zone 1		1	UEPPP		940.87										
	4W DS1 Digital Loop/4W ISDN DS1 Digital Trunk Port - UNE Zone 2		2	UEPPP		1,005.43										
	4W DS1 Digital Loop/4W ISDN DS1 Digital Trunk Port - UNE Zone 3		3	UEPPP		1,111.89										
	UNE Loop Rates															
	4-Wire DS1 Digital Loop - UNE Zone 1		1	UEPPP	USL4P	90.87						15.69				
	4-Wire DS1 Digital Loop - UNE Zone 2		2	UEPPP	USL4P	155.43						15.69				
	4-Wire DS1 Digital Loop - UNE Zone 3		3	UEPPP	USL4P	261.89						15.69				
	UNE Port Rate															
	Exchange Ports - 4-Wire ISDN DS1 Port			UEPPP	UEPPP	850.00	1,150.00	1,150.00				15.69				
	NONRECURRING CHARGES - CURRENTLY COMBINED															
	4-Wire DS1 Digital Loop / 4-Wire ISDN DS1 Digital Trunk Port Combination - Conversion - Switch-As-Is Top 8 MSAs only			UEPPP	USACP	0.00	950.00	950.00				15.69				
	ADDITIONAL NRCs															
	4-Wire DS1 Loop / 4-Wire ISDN DS1 Digital Trunk Port - Subsequent Inward/2-Way Tel Nos - (NC Only)			UEPPP	PR7TG							15.69				
	4-Wire DS1 Loop/4-Wire ISDN Digital Trunk Port - Subsequent Activity Outward tel nos. (NC only)			UEPPP	PR7TP							15.69				
	4-Wire DS1 Loop/4-W ISDN Digtl Trk Port - Subsqst Actvy-Inward/two way tel nos within Std Allowance (except NC)			UEPPP	PR7TF		0.9822					15.69				
	4-Wire DS1 Loop / 4-Wire ISDN DS1 Digital Trunk Port - Outward Tel Numbers (All States except NC)			UEPPP	PR7TO		23.02	23.02				15.69				
	4-Wire DS1 Loop / 4-Wire ISDN DS1 Digital Trk Port - Subsequent Inward Tel Nos Above Std Allowance			UEPPP	PR7ZT		46.05	46.05				15.69				
	LOCAL NUMBER PORTABILITY															
	Local Number Portability (1 per port)			UEPPP	LNPCN	1.75										
	INTERFACE (Provsioning Only)															
	Voice/Data			UEPPP	PR71V	0.00	0.00	0.00								
	Digital Data			UEPPP	PR71D	0.00	0.00	0.00								
	Inward Data			UEPPP	PR71E	0.00	0.00	0.00								
	New or Additional "B" Channel															
	New or Additional - Voice/Data B Channel			UEPPP	PR7BV	0.00	40.00									
	New or Additional - Digital Data B Channel			UEPPP	PR7BF	0.00	40.00									
	New or Additional Inward Data B Channel			UEPPP	PR7BD	0.00	40.00									
	CALL TYPES															
	Inward			UEPPP	PR7C1	0.00	0.00	0.00								
	Outward			UEPPP	PR7C0	0.00	0.00	0.00								
	Two-way			UEPPP	PR7CC	0.00	0.00	0.00								
	Interoffice Channel Mileage															
	Fixed Each Including First Mile			UEPPP	1LN1A	77.4815	89.47	81.99	16.39	14.48		15.69				
	Each Airline-Fractional Additional Mile			UEPPP	1LN1B	0.3415										
	4-WIRE DS1 DIGITAL LOOP WITH 4-WIRE DDITS TRUNK PORT															
	UNE Port/Loop Combination Rates															

UNBUNDLED NETWORK ELEMENTS - South Carolina												Attachment: 2		Exhibit: B		
CATEGORY	RATE ELEMENTS	Interim	Zone	BCS	USOC	RATES(\$)				Svc Order Submitted Elec per LSR	Svc Order Submitted Manually per LSR	Incremental Charge - Manual Svc Order vs. Electronic-1st	Incremental Charge - Manual Svc Order vs. Electronic-Add'l	Incremental Charge - Manual Svc Order vs. Electronic-Disc 1st	Incremental Charge - Manual Svc Order vs. Electronic-Disc Add'l	
						Rec	Nonrecurring		Nonrecurring Disconnect		OSS Rates(\$)					
							First	Add'l	First	Add'l	SOMEc	SOMAN	SOMAN	SOMAN	SOMAN	SOMAN
	4W DS1 Digital Loop/4W DDITS Trunk Port - Statewide		sw	UEPDC												
	4W DS1 Digital Loop/4W DDITS Trunk Port - UNE Zone 1		1	UEPDC		840.87										
	4W DS1 Digital Loop/4W DDITS Trunk Port - UNE Zone 2		2	UEPDC		905.43										
	4W DS1 Digital Loop/4W DDITS Trunk Port - UNE Zone 3		3	UEPDC		1,011.89										
	4W DS1 Digital Loop/4W DDITS Trunk Port - UNE Zone 4		4	UEPDC												
	UNE Loop Rates															
	4-Wire DS1 Digital Loop - Statewide		sw	UEPDC	USLDC											
	4-Wire DS1 Digital Loop - UNE Zone 1		1	UEPDC	USLDC	90.87										
	4-Wire DS1 Digital Loop - UNE Zone 2		2	UEPDC	USLDC	155.43										
	4-Wire DS1 Digital Loop - UNE Zone 3		3	UEPDC	USLDC	261.89										
	4-Wire DS1 Digital Loop - UNE Zone 4		4	UEPDC	USLDC											
	UNE Port Rate															
	4-Wire DDITS Digital Trunk Port			UEPDC	UDD1T	750.00	1,005.07	478.99	213.53	20.94		15.69				
	NONRECURRING CHARGES - CURRENTLY COMBINED															
	4-Wire DS1 Digital Loop / 4-Wire DDITS Trunk Port Combination - Switch-As-Is Top 8 MSAs only			UEPDC	USAC4		259.56	134.33				15.69				
	4-Wire DS1 Digital Loop / 4-Wire DDITS Trunk Port Combination - Conversion with DS1 Changes Top 8 MSAs only			UEPDC	USAWA		259.56	134.33				15.69				
	4-Wire DS1 Digital Loop / 4-Wire DDITS Trunk Port Combination - Conversion with Change - Trunk Top 8 MSAs only			UEPDC	USAWB		259.56	134.33				15.69				
	ADDITIONAL NRCs															
	4-Wire DS1 Loop / 4-Wire DDITS Trunk Port - Subsequent Service Activity Per Service Order			UEPDC	USAS4							15.69				
	4-Wire DS1 Loop / 4-Wire DDITS Trunk Port - NRC - Subsequent Channel Activation/Chan - 2-Way Trunk			UEPDC	UDTTA		29.01	29.01				15.69				
	4-Wire DS1 Loop / 4-Wire DDITS Trunk Port - Subsequent Channel Activation/Chan - 1-Way Outward Trunk			UEPDC	UDTTB		29.01	29.01				15.69				
	4-Wire DS1 Loop / 4-Wire DDITS Trunk Port - Subsqnt Channel Activation/Chan - Inward Trunk w/out DID			UEPDC	UDTTC		29.01	29.01				15.69				
	4-Wire DS1 Loop / 4-Wire DDITS Trunk Port - Subsqnt Chan Activation Per Chan - Inward Trunk with DID			UEPDC	UDTTD		29.01	29.01				15.69				
	4-Wire DS1 Loop / 4-Wire DDITS Trunk Port - Subsqnt Chan Activation / Chan - 2-Way DID w User Trans			UEPDC	UDTTE		29.01	29.01				15.69				
	BIPOLAR 8 ZERO SUBSTITUTION															
	B8ZS - Superframe Format			UEPDC	CCOSF		0.00	605.00								
	B8ZS - Extended Superframe Format			UEPDC	CCOEF		0.00	605.00								
	Alternate Mark Inversion															
	AMI - Superframe Format			UEPDC	MCOSF		0.00	0.00								
	AMI - Extended SuperFrame Format			UEPDC	MCOPO		0.00	0.00								
	Telephone Number/Trunk Group Establishment Charges															
	Telephone Number for 2-Way Trunk Group			UEPDC	UDTGX	0.00						15.69				
	Telephone Number for 1-Way Outward Trunk Group			UEPDC	UDTGY	0.00						15.69				
	Telephone Number for 1-Way Inward Trunk Group Without DID			UEPDC	UDTGZ	0.00						15.69				
	DID Numbers, Establish Trunk Group and Provide First Group of 20 DID Numbers			UEPDC	NDZ	0.00	0.00	0.00				15.69				
	DID Numbers for each Group of 20 DID Numbers			UEPDC	ND4	0.00						15.69				
	DID Numbers, Non- consecutive DID Numbers , Per Number			UEPDC	ND5	0.00	0.00	0.00				15.69				
	Reserve Non-Consecutive DID Nos			UEPDC	ND6	0.00	0.00	0.00				15.69				
	Reserve DID Numbers			UEPDC	NDV	0.00	0.00	0.00				15.69				
	Dedicated DS1 (Interoffice Channel Mileage) -															
	FX/FCO for 4-Wire DS1 Digital Loop with 4-Wire DDITS Trunk Port															
	Interoffice Channel Mileage - Fixed rate 0-8 miles (Facilities Termination)			UEPDC	1LNO1	77.14	89.47	81.99	16.39	14.48		15.69				
	Interoffice Channel Mileage - Additional rate per mile - 0-8 miles			UEPDC	1LNOA	0.3415	0.00	0.00								
	Interoffice Channel Mileage - Fixed rate 9-25 miles (Facilities Termination)			UEPDC	1LNO2	0.00	0.00	0.00								

UNBUNDLED NETWORK ELEMENTS - South Carolina											Attachment: 2		Exhibit: B			
CATEGORY	RATE ELEMENTS	Interim	Zone	BCS	USOC	RATES(\$)				Svc Order Submitted Elec per LSR	Svc Order Submitted Manually per LSR	Incremental Charge - Manual Svc Order vs. Electronic-1st	Incremental Charge - Manual Svc Order vs. Electronic-Add'l	Incremental Charge - Manual Svc Order vs. Electronic-Disc 1st	Incremental Charge - Manual Svc Order vs. Electronic-Disc Add'l	
						Rec	Nonrecurring		Nonrecurring Disconnect		OSS Rates(\$)					
							First	Add'l	First	Add'l	SOMEC	SOMAN	SOMAN	SOMAN	SOMAN	SOMAN
	Interoffice Channel Mileage - Additional rate per mile - 9-25 miles			UEPDC	1LNOB	0.7598	0.00	0.00								
	Interoffice Channel Mileage - Fixed rate 25+ miles (Facilities Termination)			UEPDC	1LNO3	0.00	0.00	0.00								
	Interoffice Channel Mileage - Additional rate per mile - 25+ miles			UEPDC	1LNOC	0.7598	0.00	0.00								
	Local Number Portability, per DS0 Activated			UEPDC	LNPCP	3.15	0.00	0.00								
	Central Office Terminating Point			UEPDC	CTG	0.00										
4-WIRE DS1 LOOP WITH CHANNELIZATION WITH PORT																
System is 1 DS1 Loop, 1 D4 Channel Bank, and up to 24 Feature Activations																
A system can have various rate combinations based on type and number of ports used																
UNE DS1 Loop																
	4-Wire DS1 Loop - UNE Zone 1		1	UEPMG	USLDC	90.87	0.00	0.00								
	4-Wire DS1 Loop - UNE Zone 2		2	UEPMG	USLDC	155.43	0.00	0.00								
	4-Wire DS1 Loop - UNE Zone 3		3	UEPMG	USLDC	261.89	0.00	0.00								
UNE DSO Channelization Capacities (D4 Channel Bank Configurations)																
	24 DSO Channel Capacity - 1 per DS1			UEPMG	VUM24	103.47	0.00	0.00				15.69				
	48 DSO Channel Capacity - 1 per 2 DS1s			UEPMG	VUM48	206.94	0.00	0.00				15.69				
	96 DSO Channel Capacity -1per 4 DS1s			UEPMG	VUM96	413.88	0.00	0.00				15.69				
	144 DSO Channel Capacity - 1 per 6 DS1s			UEPMG	VUM14	620.82	0.00	0.00				15.69				
	192 DSO Channel Capacity -1 per 8 DS1s			UEPMG	VUM19	827.76	0.00	0.00				15.69				
	240 DSO Channel Capacity - 1 per 10 DS1s			UEPMG	VUM20	1,034.70	0.00	0.00				15.69				
	288 DSO Channel Capacity - 1 per 12 DS1s			UEPMG	VUM28	1,241.64	0.00	0.00				15.69				
	384 DSO Channel Capacity - 1 per 16 DS1s			UEPMG	VUM38	1,655.52	0.00	0.00				15.69				
	480 DSO Channel Capacity - 1 per 20 DS1s			UEPMG	VUM40	2,069.40	0.00	0.00				15.69				
	576 DSO Channel Capacity -1 per 24 DS1s			UEPMG	VUM57	2,483.28	0.00	0.00				15.69				
	672 DSO Channel Capacity - 1 per 28 DS1s			UEPMG	VUM67	2,897.16	0.00	0.00				15.69				
Non-Recurring Charges (NRC) Associated with 4-Wire DS1 Loop with Channelization with Port - Conversion Charge Based on a System																
A Minimum System configuration is One (1) DS1, One (1) D4 Channel Bank, and Up To 24 DSO Ports with Feature Activations.																
Multiples of this configuration functioning as one are considered Add'l after the minimum system configuration is counted.																
	NRC - Conversion (Currently Combined) with or without BellSouth Allowed Changes - Top 8 MSAs Only			UEPMG	USAC4	0.00	301.62	16.76				15.69				
System Additions Where Currently Combined and New (Not Currently Combined)																
In Top 8 MSAs and AL, FL, and NC Only																
	1 DS1/D4 Channel Bank - Add NRC for each Port and Assoc Fea Activation -			UEPMG	VUMD4	0.00	717.71	425.81	149.08	17.69		15.69				
Bipolar 8 Zero Substitution																
	Clear Channel Capability Format, superframe - Subsequent Activity Only			UEPMG	CCOSF	0.00	0.00	605.00								
	Clear Channel Capability Format - Extended Superframe - Subsequent Activity Only			UEPMG	CCOEF	0.00	0.00	605.00								
Alternate Mark Inversion (AMI)																
	Superframe Format			UEPMG	MCOSF	0.00	0.00	0.00								
	Extended Superframe Format			UEPMG	MCOPO	0.00	0.00	0.00								
Exchange Ports Associated with 4-Wire DS1 Loop with Channelization with Port																
Exchange Ports																
	Line Side Combination Channelized PBX Trunk Port - Business			UEPPX	UEPCX	14.00	0.00	0.00	0.00	0.00		15.69				
	Line Side Outward Channelized PBX Trunk Port - Business			UEPPX	UEPOX	14.00	0.00	0.00	0.00	0.00		15.69				
	Line Side Inward Only Channelized PBX Trunk Port without DID			UEPPX	UEP1X	14.00	0.00	0.00	0.00	0.00		15.69				
	2-Wire Trunk Side Unbundled Channelized DID Trunk Port			UEPPX	UEPDM	57.00	0.00	0.00	0.00	0.00		15.69				
	2-Wire Channelized PBX Area Calling Service Combination Port (AL Only)			UEPPX	UEPA4											
	2 Wire Channelized PBX Area Calling Service Outgoing Only Port (AL Only)			UEPPX	UEPA3											
Feature Activations - Unbundled Loop Concentration																
	Feature (Service) Activation for each Line Side Port Terminated in D4 Bank			UEPPX	1PQWM	0.70	40.00	20.00	6.00	5.00		15.69				

UNBUNDLED NETWORK ELEMENTS - South Carolina											Attachment: 2		Exhibit: B			
CATEGORY	RATE ELEMENTS	Interim	Zone	BCS	USOC	RATES(\$)				Svc Order Submitted Elec per LSR	Svc Order Submitted Manually per LSR	Incremental Charge - Manual Svc Order vs. Electronic-1st	Incremental Charge - Manual Svc Order vs. Electronic-Add'l	Incremental Charge - Manual Svc Order vs. Electronic-Disc 1st	Incremental Charge - Manual Svc Order vs. Electronic-Disc Add'l	
							Nonrecurring		Nonrecurring Disconnect		OSS Rates(\$)					
						Rec	First	Add'l	First	Add'l	SOME C	SOMAN	SOMAN	SOMAN	SOMAN	SOMAN
	Feature (Service) Activation for each Trunk Side Port Terminated in D4 Bank			UEPPX	1PQWU	0.70	110.00	30.00	65.00	20.00		15.69				
	Telephone Number/ Group Establishment Charges for DID Service															
	DID Trunk Termination (1 per Port)			UEPPX	NDT	0.00	0.00	0.00				15.69				
	Estab Trk Grp and Provide 1st 20 DID Nos. (FL, GA, NC, & SC)			UEPPX	NDZ	0.00	0.00	0.00				15.69				
	DID Numbers - groups of 20 - Valid all States			UEPPX	ND4	0.00	0.00	0.00				15.69				
	Non-Consecutive DID Numbers - per number			UEPPX	ND5	0.00	0.00	0.00				15.69				
	Reserve Non-Consecutive DID Numbers			UEPPX	ND6	0.00	0.00	0.00				15.69				
	Reserve DID Numbers			UEPPX	NDV	0.00	0.00	0.00				15.69				
	Local Number Portability															
	Local Number Portability - 1 per port			UEPPX	LNPCP	3.15	0.00	0.00								
	FEATURES - Vertical and Optional															
	Local Switching Features Offered with Line Side Ports Only															
	All Features Available			UEPPX	UEPVF	3.04	0.00	0.00				15.69				
UNBUNDLED CENTREX PORT/LOOP COMBINATIONS - COST BASED RATES																
1. Cost Based Rates are applied where BellSouth is required by FCC and/or State Commission rule to provide Unbundled Local Switching or Switch Ports.																
2. Features shall apply to the Unbundled Port/Loop Combination - Cost Based Rate section in the same manner as they are applied to the Stand-Alone Unbundled Port section of this Rate Exhibit.																
3. End Office and Tandem Switching Usage and Common Transport Usage rates in the Port section of this rate exhibit shall apply to all combinations of loop/port network elements except for UNE Coin Port/Loop Combinations.																
For Georgia, Kentucky, Louisiana, Mississippi and Tennessee, the recurring UNE Port and Loop charges listed apply to Currently Combined and Not Currently Combined Combos. The the first and additional Port nonrecurring charges apply to Not Currently Combined Combos for all states. In GA, KY, LA, MS and TN these nonrecurring charges are commission ordered cost based rates and in AL, FL, NC and SC these nonrecurring charges are Market Rates and are listed in the Market Rate section. For Currently Combined Combos in all other states, the nonrecurring charges shall be those identified in the Nonrecurring - Currently Combined sections.																
5. Market Rates for Unbundled Centrex Port/Loop Combination will be negotiated on an individual Case Basis, until further notice.																
UNE-P CENTREX - 5ESS (Valid in All States)																
2-Wire VG Loop/2-Wire Voice Grade Port (Centrex) Combo																
UNE Port/Loop Combination Rates (Non-Design)																
	2-Wire VG Loop/2-Wire Voice Grade Port (Centrex) Port Combo - Non-Design		1	UEP95		14.89										
	2-Wire VG Loop/2-Wire Voice Grade Port (Centrex)Port Combo - Non-Design		2	UEP95		21.52										
	2-Wire VG Loop/2-Wire Voice Grade Port (Centrex)Port Combo - Non-Design		3	UEP95		27.17										
UNE Port/Loop Combination Rates (Design)																
	2-Wire VG Loop/2-Wire Voice Grade Port (Centrex) Port Combo - Design		1	UEP95		17.81										
	2-Wire VG Loop/2-Wire Voice Grade Port (Centrex)Port Combo - Design		2	UEP95		24.26										
	2-Wire VG Loop/2-Wire Voice Grade Port (Centrex)Port Combo - Design		3	UEP95		29.59										
UNE Loop Rate																
	2-Wire Voice Grade Loop (SL 1) - Zone 1		1	UEP95	UECS1	13.76										
	2-Wire Voice Grade Loop (SL 1) - Zone 2		2	UEP95	UECS1	20.38										
	2-Wire Voice Grade Loop (SL 1) - Zone 3		3	UEP95	UECS1	26.04										
	2-Wire Voice Grade Loop (SL 2) - Zone 1		1	UEP95	UECS2	16.68										
	2-Wire Voice Grade Loop (SL 2) - Zone 2		2	UEP95	UECS2	23.13										
	2-Wire Voice Grade Loop (SL 2) - Zone 3		3	UEP95	UECS2	28.46										
UNE Port Rate																
All States																
	2-Wire Voice Grade Port (Centrex) Basic Local Area			UEP95	UEPYA	1.13	40.30	19.90	24.98	6.65		15.69				
	2-Wire Voice Grade Port (Centrex 800 termination)			UEP95	UEPYB	1.13	40.30	19.90	24.98	6.65		15.69				
	2-Wire Voice Grade Port (Centrex with Caller ID)1Basic Local Area			UEP95	UEPYH	1.13	40.30	19.90	24.98	6.65		15.69				
	2-Wire Voice Grade Port (Centrex from diff Serving Wire Center)2 Basic Local Area			UEP95	UEPYM	1.13	108.36	70.71	54.47	11.94		15.69				
	2-Wire Voice Grade Port, Diff Serving Wire Center - 800 Service Term - Basic Local Area			UEP95	UEPYZ	1.13	108.36	70.71	54.47	11.94		15.69				
	2-Wire Voice Grade Port terminated in on Megalink or equivalent - Basic Local Area			UEP95	UEPY9	1.13	40.30	19.90	24.98	6.65		15.69				
	2-Wire Voice Grade Port Terminated on 800 Service Term - Basic Local Area			UEP95	UEPY2	1.13	40.30	19.90	24.98	6.65		15.69				

UNBUNDLED NETWORK ELEMENTS - South Carolina												Attachment: 2		Exhibit: B		
CATEGORY		RATE ELEMENTS	Interim	Zone	BCS	USOC	RATES(\$)				Svc Order Submitted Elec per LSR	Svc Order Submitted Manually per LSR	Incremental Charge - Manual Svc Order vs. Electronic-1st	Incremental Charge - Manual Svc Order vs. Electronic-Add'l	Incremental Charge - Manual Svc Order vs. Electronic-Disc 1st	Incremental Charge - Manual Svc Order vs. Electronic-Disc Add'l
								Nonrecurring		Nonrecurring Disconnect		OSS Rates(\$)				
							Rec	First	Add'l	First	Add'l	SOMEc	SOMAN	SOMAN	SOMAN	SOMAN
		AL, KY, LA, MS, SC, & TN Only														
		2-Wire Voice Grade Port (Centrex)			UEP95	UEPQA	1.13	40.30	19.90	24.98	6.65		15.69			
		2-Wire Voice Grade Port (Centrex 800 termination)			UEP95	UEPQB	1.13	40.30	19.90	24.98	6.65		15.69			
		2-Wire Voice Grade Port (Centrex with Caller ID)1			UEP95	UEPQH	1.13	40.30	19.90	24.98	6.65		15.69			
		2-Wire Voice Grade Port (Centrex from diff Serving Wire Center)2			UEP95	UEPQM	1.13	108.36	70.71	54.47	11.94		15.69			
		2-Wire Voice Grade Port, Diff Serving Wire Center - 800 Service Term			UEP95	UEPQZ	1.13	108.36	70.71	54.47	11.94		15.69			
		2-Wire Voice Grade Port terminated in on Megalink or equivalent			UEP95	UEPQ9	1.13	40.30	19.90	24.98	6.65		15.69			
		2-Wire Voice Grade Port Terminated on 800 Service Term			UEP95	UEPQ2	1.13	40.30	19.90	24.98	6.65		15.69			
		Local Switching														
		Centrex Intercom Functionality, per port			UEP95	URECS	0.7996									
		Local Number Portability														
		Local Number Portability (1 per port)			UEP95	LNPC	0.35									
		Features														
		All Standard Features Offered, per port			UEP95	UEPVF	3.04						15.69			
		All Select Features Offered, per port			UEP95	UEPVS	0.00	406.42					15.69			
		All Centrex Control Features Offered, per port			UEP95	UEPVC	3.04						15.69			
		NARS														
		Unbundled Network Access Register - Combination			UEP95	UARCX	0.00	0.00	0.00				15.69			
		Unbundled Network Access Register - Indial			UEP95	UAR1X	0.00	0.00	0.00				15.69			
		Unbundled Network Access Register - Outdial			UEP95	UARO	0.00	0.00	0.00				15.69			
		Miscellaneous Terminations														
		2-Wire Trunk Side														
		Trunk Side Terminations, each			UEP95	CEND6	8.86	119.57	18.78	60.03	3.77		15.69			
		4-Wire Digital (1.544 Megabits)														
		DS1 Circuit Terminations, each			UEP95	M1HD1	73.62	202.47	95.90	72.75	2.47		15.69			
		DS0 Channels Activated, each			UEP95	M1HDO	0.00	14.51					15.69			
		Interoffice Channel Mileage - 2-Wire														
		Interoffice Channel Facilities Termination			UEP95	MIGBC	24.30	40.63	27.47	16.77	6.91		15.69			
		Interoffice Channel mileage, per mile or fraction of mile			UEP95	MIGBM	0.0167									
		Feature Activations (DS0) Centrex Loops on Channelized DS1 Service														
		D4 Channel Bank Feature Activations														
		Feature Activation on D-4 Channel Bank Centrex Loop Slot			UEP95	1PQWS	0.56						15.69			
		Feature Activation on D-4 Channel Bank FX line Side Loop Slot			UEP95	1PQW6	0.56						15.69			
		Feature Activation on D-4 Channel Bank FX Trunk Side Loop Slot			UEP95	1PQW7	0.56						15.69			
		Feature Activation on D-4 Channel Bank Centrex Loop Slot - Different Wire Center			UEP95	1PQWP	0.56						15.69			
		Feature Activation on D-4 Channel Bank Private Line Loop Slot			UEP95	1PQWV	0.56						15.69			
		Feature Activation on D-4 Channel Bank Tjlie Line/Trunk Loop Slot			UEP95	1PQWQ	0.56						15.69			
		Feature Activation on D-4 Channel Bank WATS Loop Slot			UEP95	1PQWA	0.56						15.69			
		Non-Recurring Charges (NRC) Associated with UNE-P Centrex														
		NRC Conversion Currently Combined Switch-As-Is with allowed changes, per port			UEP95	USAC2		37.93	16.72				15.69			
		New Centrex Standard Common Block			UEP95	M1ACS	0.00	668.70					15.69			
		New Centrex Customized Common Block			UEP95	M1ACC	0.00	668.70					15.69			
		NAR Establishment Charge, Per Occasion			UEP95	URECA	0.00	72.89					15.69			
		UNE-P CENTREX - DMS100 (Valid in All States)														
		2-Wire VG Loop/2-Wire Voice Grade Port (Centrex) Combo														
		UNE Port/Loop Combination Rates (Non-Design)														
		2-Wire VG Loop/2-Wire Voice Grade Port (Centrex) Port Combo - Non-Design		1	UEP9D		14.89									
		2-Wire VG Loop/2-Wire Voice Grade Port (Centrex)Port Combo - Non-Design		2	UEP9D		21.52									

UNBUNDLED NETWORK ELEMENTS - South Carolina												Attachment: 2		Exhibit: B		
CATEGORY	RATE ELEMENTS		Interim	Zone	BCS	USOC	RATES(\$)				Svc Order Submitted Elec per LSR	Svc Order Submitted Manually per LSR	Incremental Charge - Manual Svc Order vs. Electronic-1st	Incremental Charge - Manual Svc Order vs. Electronic-Add'l	Incremental Charge - Manual Svc Order vs. Electronic-Disc 1st	Incremental Charge - Manual Svc Order vs. Electronic-Disc Add'l
							Rec	Nonrecurring		Nonrecurring Disconnect		OSS Rates(\$)				
								First	Add'l	First	Add'l	SOME C	SOMAN	SOMAN	SOMAN	SOMAN
		2-Wire VG Loop/2-Wire Voice Grade Port (Centrex)Port Combo - Non-Design		3	UEP9D		27.17									
		UNE Port/Loop Combination Rates (Design)														
		2-Wire VG Loop/2-Wire Voice Grade Port (Centrex) Port Combo - Design		1	UEP9D		17.81									
		2-Wire VG Loop/2-Wire Voice Grade Port (Centrex)Port Combo - Design		2	UEP9D		24.26									
		2-Wire VG Loop/2-Wire Voice Grade Port (Centrex)Port Combo - Design		3	UEP9D		29.59									
		UNE Loop Rate														
		2-Wire Voice Grade Loop (SL 1) - Zone 1		1	UEP9D	UECS1	13.76									
		2-Wire Voice Grade Loop (SL 1) - Zone 2		2	UEP9D	UECS1	20.38									
		2-Wire Voice Grade Loop (SL 1) - Zone 3		3	UEP9D	UECS1	26.04									
		2-Wire Voice Grade Loop (SL 2) - Zone 1		1	UEP9D	UECS2	16.68									
		2-Wire Voice Grade Loop (SL 2) - Zone 2		2	UEP9D	UECS2	23.13									
		2-Wire Voice Grade Loop (SL 2) - Zone 3		3	UEP9D	UECS2	28.46									
		UNE Port Rate														
		ALL STATES														
		2-Wire Voice Grade Port (Centrex) Basic Local Area			UEP9D	UEPYA	1.13	40.30	19.90	24.98	6.65	15.69				
		2-Wire Voice Grade Port (Centrex 800 termination)Basic Local Area			UEP9D	UEPYB	1.13	40.30	19.90	24.98	6.65	15.69				
		2-Wire Voice Grade Port (Centrex / EBS-PSET)3Basic Local Area			UEP9D	UEPYC	1.13	40.30	19.90	24.98	6.65	15.69				
		2-Wire Voice Grade Port (Centrex / EBS-M5009)3Basic Local Area			UEP9D	UEPYD	1.13	40.30	19.90	24.98	6.65	15.69				
		2-Wire Voice Grade Port (Centrex / EBS-M5209)3 Basic Local Area			UEP9D	UEPYE	1.13	40.30	19.90	24.98	6.65	15.69				
		2-Wire Voice Grade Port (Centrex / EBS-M5112)3 Basic Local Area			UEP9D	UEPYF	1.13	40.30	19.90	24.98	6.65	15.69				
		2-Wire Voice Grade Port (Centrex / EBS-M5312)3Basic Local Area			UEP9D	UEPYG	1.13	40.30	19.90	24.98	6.65	15.69				
		2-Wire Voice Grade Port (Centrex / EBS-M5008)3 Basic Local Area			UEP9D	UEPYT	1.13	40.30	19.90	24.98	6.65	15.69				
		2-Wire Voice Grade Port (Centrex / EBS-M5208)3 Basic Local Area			UEP9D	UEPYU	1.13	40.30	19.90	24.98	6.65	15.69				
		2-Wire Voice Grade Port (Centrex / EBS-M5216)3 Basic Local Area			UEP9D	UEPYV	1.13	40.30	19.90	24.98	6.65	15.69				
		2-Wire Voice Grade Port (Centrex / EBS-M5316)3 Basic Local Area			UEP9D	UEPY3	1.13	40.30	19.90	24.98	6.65	15.69				
		2-Wire Voice Grade Port (Centrex with Caller ID) Basic Local Area			UEP9D	UEPYH	1.13	40.30	19.90	24.98	6.65	15.69				
		2-Wire Voice Grade Port (Centrex/Caller ID/Msg Wtg Lamp Indication))3 Basic Local Area			UEP9D	UEPYW	1.13	40.30	19.90	24.98	6.65	15.69				
		2-Wire Voice Grade Port (Centrex/Msg Wtg Lamp Indication))3 Basic Local Area			UEP9D	UEPYJ	1.13	40.30	19.90	24.98	6.65	15.69				
		2-Wire Voice Grade Port (Centrex from diff Serving Wire Center) 2 Basic Local Area			UEP9D	UEPYM	1.13	108.36	70.71	54.47	11.94	15.69				
		2-Wire Voice Grade Port (Centrex/differ SWC /EBS-PSET)2, 3 Basic Local Area			UEP9D	UEPYO	1.13	108.36	70.71	54.47	11.94	15.69				
		2-Wire Voice Grade Port (Centrex/differ SWC /EBS-M5009)2, 3 Basic Local Area			UEP9D	UEPYP	1.13	108.36	70.71	54.47	11.94	15.69				
		2-Wire Voice Grade Port (Centrex/differ SWC /EBS-5209)2, 3 Basic Local Area			UEP9D	UEPYQ	1.13	108.36	70.71	54.47	11.94	15.69				
		2-Wire Voice Grade Port (Centrex/differ SWC /EBS-M5112)2, 3 Basic Local Area			UEP9D	UEPYR	1.13	108.36	70.71	54.47	11.94	15.69				
		2-Wire Voice Grade Port (Centrex/differ SWC /EBS-M5312)2, 3 Basic Local Area			UEP9D	UEPYS	1.13	108.36	70.71	54.47	11.94	15.69				
		2-Wire Voice Grade Port (Centrex/differ SWC /EBS-M5008)2, 3 Basic Local Area			UEP9D	UEPY4	1.13	108.36	70.71	54.47	11.94	15.69				

UNBUNDLED NETWORK ELEMENTS - South Carolina												Attachment: 2		Exhibit: B		
CATEGORY	RATE ELEMENTS		Interim	Zone	BCS	USOC	RATES(\$)				Svc Order Submitted Elec per LSR	Svc Order Submitted Manually per LSR	Incremental Charge - Manual Svc Order vs. Electronic-1st	Incremental Charge - Manual Svc Order vs. Electronic-Add'l	Incremental Charge - Manual Svc Order vs. Electronic-Disc 1st	Incremental Charge - Manual Svc Order vs. Electronic-Disc Add'l
								Nonrecurring		Nonrecurring Disconnect		OSS Rates(\$)				
							Rec	First	Add'l	First	Add'l	SOMEc	SOMAN	SOMAN	SOMAN	SOMAN
		2-Wire Voice Grade Port (Centrex/differ SWC /EBS-M5208)2, 3 Basic Local Area			UEP9D	UEPY5	1.13	108.36	70.71	54.47	11.94		15.69			
		2-Wire Voice Grade Port (Centrex/differ SWC /EBS-M5216)2, 3 Basic Local Area			UEP9D	UEPY6	1.13	108.36	70.71	54.47	11.94		15.69			
		2-Wire Voice Grade Port (Centrex/differ SWC /EBS-M5316)2, 3 Basic Local Area			UEP9D	UEPY7	1.13	108.36	70.71	54.47	11.94		15.69			
		2-Wire Voice Grade Port, Diff Serving Wire Center - 800 Service Term			UEP9D	UEPYZ	1.13	108.36	70.71	54.47	11.94		15.69			
		2-Wire Voice Grade Port terminated in on Megalink or equivalent Basic Local Area			UEP9D	UEPY9	1.13	40.30	19.90	24.98	6.65		15.69			
		2-Wire Voice Grade Port Terminated on 800 Service Term Basic Local Area			UEP9D	UEPY2	1.13	40.30	19.90	24.98	6.65		15.69			
	AL, KY, LA, MS, SC, & TN Only															
		2-Wire Voice Grade Port (Centrex)			UEP9D	UEPQA	1.13	40.30	19.90	24.98	6.65		15.69			
		2-Wire Voice Grade Port (Centrex 800 termination)			UEP9D	UEPQB	1.13	40.30	19.90	24.98	6.65		15.69			
		2-Wire Voice Grade Port (Centrex / EBS-PSET)3			UEP9D	UEPQC	1.13	40.30	19.90	24.98	6.65		15.69			
		2-Wire Voice Grade Port (Centrex / EBS-M5009)3			UEP9D	UEPQD	1.13	40.30	19.90	24.98	6.65		15.69			
		2-Wire Voice Grade Port (Centrex / EBS-M5209)3			UEP9D	UEPQE	1.13	40.30	19.90	24.98	6.65		15.69			
		2-Wire Voice Grade Port (Centrex / EBS-M5112)3			UEP9D	UEPQF	1.13	40.30	19.90	24.98	6.65		15.69			
		2-Wire Voice Grade Port (Centrex / EBS-M5312)3			UEP9D	UEPQG	1.13	40.30	19.90	24.98	6.65		15.69			
		2-Wire Voice Grade Port (Centrex / EBS-M5008)3			UEP9D	UEPQT	1.13	40.30	19.90	24.98	6.65		15.69			
		2-Wire Voice Grade Port (Centrex / EBS-M5208)3			UEP9D	UEPQU	1.13	40.30	19.90	24.98	6.65		15.69			
		2-Wire Voice Grade Port (Centrex / EBS-M5216)3			UEP9D	UEPQV	1.13	40.30	19.90	24.98	6.65		15.69			
		2-Wire Voice Grade Port (Centrex / EBS-M5316)3			UEP9D	UEPQ3	1.13	40.30	19.90	24.98	6.65		15.69			
		2-Wire Voice Grade Port (Centrex with Caller ID)			UEP9D	UEPQH	1.13	40.30	19.90	24.98	6.65		15.69			
		2-Wire Voice Grade Port (Centrex/Caller ID/Msg Wtg Lamp Indication)3			UEP9D	UEPQW	1.13	40.30	19.90	24.98	6.65		15.69			
		2-Wire Voice Grade Port (Centrex/Msg Wtg Lamp Indication)3			UEP9D	UEPQJ	1.13	40.30	19.90	24.98	6.65		15.69			
		2-Wire Voice Grade Port (Centrex from diff Serving Wire Center) 2			UEP9D	UEPQM	1.13	108.36	70.71	54.47	11.94		15.69			
		2-Wire Voice Grade Port (Centrex/differ SWC /EBS-PSET)2, 3			UEP9D	UEPQO	1.13	108.36	70.71	54.47	11.94		15.69			
		2-Wire Voice Grade Port (Centrex/differ SWC /EBS-M5009)2, 3			UEP9D	UEPQP	1.13	108.36	70.71	54.47	11.94		15.69			
		2-Wire Voice Grade Port (Centrex/differ SWC /EBS-5209)2, 3			UEP9D	UEPQQ	1.13	108.36	70.71	54.47	11.94		15.69			
		2-Wire Voice Grade Port (Centrex/differ SWC /EBS-M5112)2, 3			UEP9D	UEPQR	1.13	108.36	70.71	54.47	11.94		15.69			
		2-Wire Voice Grade Port (Centrex/differ SWC /EBS-M5312)2, 3			UEP9D	UEPQS	1.13	108.36	70.71	54.47	11.94		15.69			
		2-Wire Voice Grade Port (Centrex/differ SWC /EBS-M5008)2, 3			UEP9D	UEPQ4	1.13	108.36	70.71	54.47	11.94		15.69			
		2-Wire Voice Grade Port (Centrex/differ SWC /EBS-M5208)2, 3			UEP9D	UEPQ5	1.13	108.36	70.71	54.47	11.94		15.69			
		2-Wire Voice Grade Port (Centrex/differ SWC /EBS-M5216)2, 3			UEP9D	UEPQ6	1.13	108.36	70.71	54.47	11.94		15.69			
		2-Wire Voice Grade Port (Centrex/differ SWC /EBS-M5316)2, 3			UEP9D	UEPQ7	1.13	108.36	70.71	54.47	11.94		15.69			
		2-Wire Voice Grade Port, Diff Serving Wire Center - 800 Service Term			UEP9D	UEPQZ	1.13	108.36	70.71	54.47	11.94		15.69			
		2-Wire Voice Grade Port terminated in on Megalink or equivalent			UEP9D	UEPQ9	1.13	40.30	19.90	24.98	6.65		15.69			
		2-Wire Voice Grade Port Terminated on 800 Service Term			UEP9D	UEPQ2	1.13	40.30	19.90	24.98	6.65		15.69			
	Local Switching															
		Centrex Intercom Functionality, per port			UEP9D	URECS	0.7996						15.69			
	Local Number Portability															
		Local Number Portability (1 per port)			UEP9D	LNPC	0.35									
	Features															
		All Standard Features Offered, per port			UEP9D	UEPVF	3.04						31.38			
		All Select Features Offered, per port			UEP9D	UEPVS	0.00	406.42					31.38			
		All Centrex Control Features Offered, per port			UEP9D	UEPVC	3.04						31.38			

UNBUNDLED NETWORK ELEMENTS - South Carolina												Attachment: 2		Exhibit: B		
CATEGORY	RATE ELEMENTS		Interim	Zone	BCS	USOC	RATES(\$)				Svc Order Submitted Elec per LSR	Svc Order Submitted Manually per LSR	Incremental Charge - Manual Svc Order vs. Electronic-1st	Incremental Charge - Manual Svc Order vs. Electronic-Add'l	Incremental Charge - Manual Svc Order vs. Electronic-Disc 1st	Incremental Charge - Manual Svc Order vs. Electronic-Disc Add'l
								Nonrecurring		Nonrecurring Disconnect		OSS Rates(\$)				
							Rec	First	Add'l	First	Add'l	SOME C	SOMAN	SOMAN	SOMAN	SOMAN
													31.38			
	NARS															
		Unbundled Network Access Register - Combination			UEP9D	UARCX	0.00	0.00	0.00				31.38			
		Unbundled Network Access Register - Inward			UEP9D	UAR1X	0.00	0.00	0.00				31.38			
		Unbundled Network Access Register - Outdial			UEP9D	UARO X	0.00	0.00	0.00				31.38			
	Miscellaneous Terminations															
	2-Wire Trunk Side															
		Trunk Side Terminations, each			UEP9D	CEND6	8.86	119.57	18.78	60.03	3.77		15.69			
	4-Wire Digital (1.544 Megabits)															
		DS1 Circuit Terminations, each			UEP9D	M1HD1	73.62	202.47	95.90	72.75	2.47		15.69			
		DS0 Channels Activated per Channel			UEP9D	M1HDO	0.00	14.51					15.69			
	Interoffice Channel Mileage - 2-Wire															
		Interoffice Channel Facilities Termination			UEP9D	MIGBC	24.30	40.63	27.47	16.77	6.91		15.69			
		Interoffice Channel mileage, per mile or fraction of mile			UEP9D	MIGBM	0.0167									
	Feature Activations (DS0) Centrex Loops on Channelized DS1 Service															
	D4 Channel Bank Feature Activations															
		Feature Activation on D-4 Channel Bank Centrex Loop Slot			UEP9D	1PQWS	0.56						15.69			
		Feature Activation on D-4 Channel Bank FX line Side Loop Slot			UEP9D	1PQW6	0.56						15.69			
		Feature Activation on D-4 Channel Bank FX Trunk Side Loop Slot			UEP9D	1PQW7	0.56						15.69			
		Feature Activation on D-4 Channel Bank Centrex Loop Slot - Different Wire Center			UEP9D	1PQWP	0.56						15.69			
		Feature Activation on D-4 Channel Bank Private Line Loop Slot			UEP9D	1PQWV	0.56						15.69			
		Feature Activation on D-4 Channel Bank Tjlie Line/Trunk Loop Slot			UEP9D	1PQWQ	0.56						15.69			
		Feature Activation on D-4 Channel Bank WATS Loop Slot			UEP9D	1PQWA	0.56						15.69			
	Non-Recurring Charges (NRC) Associated with UNE-P Centrex															
		NRC Conversion Currently Combined Switch-As-Is with allowed changes, per port			UEP9D	USAC2		37.93	16.72				15.69			
		New Centrex Standard Common Block			UEP9D	M1ACS	0.00		668.70				15.69			
		New Centrex Customized Common Block			UEP9D	M1ACC	0.00		668.70				15.69			
		NAR Establishment Charge, Per Occasion			UEP9D	URECA	0.00		72.89				15.69			
	Note 1 - Required Port for Centrex Control in 1AESS, 5ESS & EWSD															
	Note 2 - Requires Interoffice Channel Mileage															
	Note 3 - Requires Specific Customer Premises Equipment															
	NOTE: Rates displaying an "R" in Interim column are interim and subject to rate true-up as set forth in General Terms and Conditions.															

UNBUNDLED NETWORK ELEMENTS - Tennessee											Attachment: 2		Exhibit: B			
CATEGORY	RATE ELEMENTS	Interim	Zone	BCS	USOC	RATES(\$)					Svc Order Submitted Elec per LSR	Svc Order Submitted Manually per LSR	Incremental Charge - Manual Svc Order vs. Electronic-1st	Incremental Charge - Manual Svc Order vs. Electronic-Add'l	Incremental Charge - Manual Svc Order vs. Electronic-Disc 1st	Incremental Charge - Manual Svc Order vs. Electronic-Disc Add'l
							Nonrecurring		Nonrecurring Disconnect		OSS Rates(\$)					
						Rec	First	Add'l	First	Add'l	SOME C	SOMAN	SOMAN	SOMAN	SOMAN	SOMAN
The "Zone" shown in the sections for stand-alone loops or loops as part of a combination refers to Geographically Deaveraged UNE Zones. To view Geographically Deaveraged UNE Zone Designations by Central Office, refer to Internet Website: http://www.interconnection.bellsouth.com/become_a_clec/html/interconnection.htm																
OPERATIONAL SUPPORT SYSTEMS																
NOTE: (1) Electronic Service Order: CLEC should contact its contract negotiator if it prefers the state specific electronic service ordering charges as ordered by the State Commissions. The electronic service ordering charge currently contained in this rate exhibit is the BellSouth regional electronic service ordering charge. CLEC may elect either the state specific Commission ordered rates for the electronic service ordering charges, or CLEC may elect the regional electronic service ordering charge.																
NOTE: (2) Any element that can be ordered electronically will be billed according to the SOME C rate listed in this category. Please refer to BellSouth's Business Rules for Local Ordering (BBR-LO) to determine if a product can be ordered electronically. For those elements that cannot be ordered electronically at present per the BBR-LO, the listed SOME C rate in this category reflects the charge that would be billed to a CLEC once electronic ordering capabilities come on-line for that element. Otherwise, the manual ordering charge, SOMAN, will be applied to a CLECs bill when it submits an LSR to BellSouth.																
	Electronic OSS Charge, per LSR, submitted via BST's OSS Interactive interfaces (Regional)				SOME C		3.50									
UNBUNDLED EXCHANGE ACCESS LOOP																
2-WIRE ANALOG VOICE GRADE LOOP																
	2-Wire Analog Voice Grade Loop - Service Level 1- Zone 1		1	UEANL	UEAL2	13.19	31.99	20.02	10.65	1.41		20.35	10.54	13.32	13.32	
	2-Wire Analog Voice Grade Loop - Service Level 1- Zone 2		2	UEANL	UEAL2	17.23	31.99	20.02	10.65	1.41		20.35	10.54	13.32	13.32	
	2-Wire Analog Voice Grade Loop - Service Level 1- Zone 3		3	UEANL	UEAL2	22.53	31.99	20.02	10.65	1.41		20.35	10.54	13.32	13.32	
	Loop Testing - Basic 1st Half Hour			UEANL	URET1		78.92	78.92				20.35	10.54	13.32	13.32	
	Loop Testing - Basic Additional Half Hour			UEANL	URETA		23.33	23.33				20.35	10.54	13.32	13.32	
	CLEC to CLEC Conversion Charge Without Outside Dispatch (UVL-SL1)			UEANL	UREWO		15.80	8.95				20.35	10.54	13.32	13.32	
	Engineering Information Document (EI)			UEANL			28.80	28.80								
	Manual Order Coordination for UVL-SL1s (per loop)			UEANL	UEAMC		36.52	36.52								
	Order Coordination for Specified Conversion Time for UVL-SL1 (per LSR)			UEANL	OCOSL		34.29	34.29								
2-WIRE UNBUNDLED COPPER LOOP																
	2-Wire Unbundled Copper Loop - Non-Designed Zone 1	I	1	UEQ	UEQ2X	13.19	31.99	20.02	10.65	1.41		20.35	10.54	13.32	13.32	
	2 Wire Unbundled Copper Loop - Non-Designed - Zone 2	I	2	UEQ	UEQ2X	17.23	31.99	20.02	10.65	1.41		20.35	10.54	13.32	13.32	
	2 Wire Unbundled Copper Loop - Non-Designed - Zone 3	I	3	UEQ	UEQ2X	22.53	31.99	20.02	10.65	1.41		20.35	10.54	13.32	13.32	
	Order Coordination 2 Wire Unbundled Copper Loop - Non-Designed (per loop)			UEQ	USBMC		36.52	36.52				20.35	10.54	13.32	13.32	
	Engineering Information Document			UEQ			28.80	28.80				20.35	10.54	13.32	13.32	
	Loop Testing - Basic 1st Half Hour			UEQ	URET1		78.92	78.92				20.35	10.54	13.32	13.32	
	Loop Testing - Basic Additional Half Hour			UEQ	URETA		23.33	23.33				20.35	10.54	13.32	13.32	
	CLEC to CLEC Conversion Charge Without Outside Dispatch (UCL-ND)			UEQ	UREWO		14.29	7.44				20.35	10.54	13.32	13.32	
UNBUNDLED EXCHANGE ACCESS LOOP																
2-WIRE ANALOG VOICE GRADE LOOP																
	2 Wire Analog Voice Grade Loop-Service Level 1-Line Splitting-Zone 1		1	UEPSR UEPSB	UEALS	13.19	31.99	20.02	10.65	1.41		20.35	10.54	13.32	13.32	
	2 Wire Analog Voice Grade Loop-Service Level 1-Line Splitting-Zone 1		1	UEPSR UEPSB	UEABS	13.19	31.99	20.02	10.65	1.41		20.35	10.54	13.32	13.32	
	2 Wire Analog Voice Grade Loop- Service Level 1-Line Splitting-Zone 2		2	UEPSR UEPSB	UEALS	17.23	31.99	20.02	10.65	1.41		20.35	10.54	13.32	13.32	
	2 Wire Analog Voice Grade Loop- Service Level 1-Line Splitting-Zone 2		2	UEPSR UEPSB	UEABS	17.23	31.99	20.02	10.65	1.41		20.35	10.54	13.32	13.32	
	2 Wire Analog Voice Grade Loop-Service Level 1-Line Splitting-Zone 3		3	UEPSR UEPSB	UEALS	22.53	31.99	20.02	10.65	1.41		20.35	10.54	13.32	13.32	
	2 Wire Analog Voice Grade Loop-Service Level 1-Line Splitting-Zone 3		3	UEPSR UEPSB	UEABS	22.53	31.99	20.02	10.65	1.41		20.35	10.54	13.32	13.32	
UNBUNDLED EXCHANGE ACCESS LOOP																
2-WIRE ANALOG VOICE GRADE LOOP																
	2-Wire Analog Voice Grade Loop - Service Level 2 w/Loop or Ground Start Signaling - Zone 1		1	UEA	UEAL2	16.56	75.06	48.20	28.70	17.64		20.35	10.54	13.32	13.32	
	2-Wire Analog Voice Grade Loop - Service Level 2 w/Loop or Ground Start Signaling - Zone 2		2	UEA	UEAL2	21.63	75.06	48.20	28.70	17.64		20.35	10.54	13.32	13.32	
	2-Wire Analog Voice Grade Loop - Service Level 2 w/Loop or Ground Start Signaling - Zone 3		3	UEA	UEAL2	28.28	75.06	48.20	28.70	17.64		20.35	10.54	13.32	13.32	
	Order Coordination for Specified Conversion Time (per LSR)			UEA	OCOSL		34.29									

UNBUNDLED NETWORK ELEMENTS - Tennessee

CATEGORY		RATE ELEMENTS	Interim	Zone	BCS	USOC	RATES(\$)					Svc Order Submitted Elec per LSR	Svc Order Submitted Manually per LSR	Incremental Charge - Manual Svc Order vs. Electronic-1st	Incremental Charge - Manual Svc Order vs. Electronic-Add'l	Incremental Charge - Manual Svc Order vs. Electronic-Disc 1st	Incremental Charge - Manual Svc Order vs. Electronic-Disc Add'l
							Nonrecurring			Nonrecurring Disconnect	OSS Rates(\$)						
							Rec	First	Add'l	First	Add'l	SOMEc	SOMAN	SOMAN	SOMAN	SOMAN	SOMAN
		2-Wire Analog Voice Grade Loop - Service Level 2 w/Reverse Battery Signaling - Zone 1		1	UEA	UEAR2	16.56	75.06	48.20	28.70	17.64			20.35	10.54	13.32	13.32
		2-Wire Analog Voice Grade Loop - Service Level 2 w/Reverse Battery Signaling - Zone 2		2	UEA	UEAR2	21.63	75.06	48.20	28.70	17.64			20.35	10.54	13.32	13.32
		2-Wire Analog Voice Grade Loop - Service Level 2 w/Reverse Battery Signaling - Zone 3		3	UEA	UEAR2	28.28	75.06	48.20	28.70	17.64			20.35	10.54	13.32	13.32
		Order Coordination for Specified Conversion Time (per LSR)			UEA	OCOSL		34.29									
		CLEC to CLEC Conversion Charge without outside dispatch			UEA	UREWO		75.06	36.41					20.35	10.54	13.32	13.32
4-WIRE ANALOG VOICE GRADE LOOP																	
		4-Wire Analog Voice Grade Loop - Zone 1		1	UEA	UEAL4	24.70	122.76	85.57	76.35	39.16			20.35	10.54	13.32	13.32
		4-Wire Analog Voice Grade Loop - Zone 2		2	UEA	UEAL4	32.25	122.76	85.57	76.35	39.16			20.35	10.54	13.32	13.32
		4-Wire Analog Voice Grade Loop - Zone 3		3	UEA	UEAL4	42.17	122.76	85.57	76.35	39.16			20.35	10.54	13.32	13.32
		Order Coordination for Specified Conversion Time (per LSR)			UEA	OCOSL		34.29									
		CLEC to CLEC Conversion Charge without outside dispatch			UEA	UREWO		75.06	36.41					20.35	10.54	13.32	13.32
2-WIRE ISDN DIGITAL GRADE LOOP																	
		2-Wire ISDN Digital Grade Loop - Zone 1		1	UDN	U1L2X	22.22	142.76	88.88	76.35	39.16			20.35	10.54	13.32	13.32
		2-Wire ISDN Digital Grade Loop - Zone 2		2	UDN	U1L2X	29.02	142.76	88.88	76.35	39.16			20.35	10.54	13.32	13.32
		2-Wire ISDN Digital Grade Loop - Zone 3		3	UDN	U1L2X	37.95	142.76	88.88	76.35	39.16			20.35	10.54	13.32	13.32
		Order Coordination For Specified Conversion Time (per LSR)			UDN	OCOSL		34.29									
		CLEC to CLEC Conversion Charge without outside dispatch			UDN	UREWO		91.77	44.22					20.35	10.54	13.32	13.32
2-WIRE Universal Digital Channel (UDC) COMPATIBLE LOOP																	
		2-Wire Universal Digital Channel (UDC) Compatible Loop - Zone 1		1	UDC	UDC2X	22.22	142.76	88.88	76.35	39.16			20.35	10.54	13.32	13.32
		2-Wire Universal Digital Channel (UDC) Compatible Loop - Zone 2		2	UDC	UDC2X	29.02	142.76	88.88	76.35	39.16			20.35	10.54	13.32	13.32
		2-Wire Universal Digital Channel (UDC) Compatible Loop - Zone 3		3	UDC	UDC2X	37.95	142.76	88.88	76.35	39.16			20.35	10.54	13.32	13.32
		CLEC to CLEC Conversion Charge without outside dispatch			UDC	UREWO		91.77	44.22					20.35	10.54	13.32	13.32
2-WIRE ASYMMETRICAL DIGITAL SUBSCRIBER LINE (ADSL) COMPATIBLE LOOP																	
		2 Wire Unbundled ADSL Loop including manual service inquiry & facility reservation - Zone 1		1	UAL	UAL2X	13.82	270.01	234.63	74.54	39.14			20.35	10.54	13.32	13.32
		2 Wire Unbundled ADSL Loop including manual service inquiry & facility reservation - Zone 2		2	UAL	UAL2X	18.05	270.01	234.63	74.54	39.14			20.35	10.54	13.32	13.32
		2 Wire Unbundled ADSL Loop including manual service inquiry & facility reservation - Zone 3		3	UAL	UAL2X	23.60	270.01	234.63	74.54	39.14			20.35	10.54	13.32	13.32
		Order Coordination for Specified Conversion Time (per LSR)			UAL	OCOSL		34.29									
		2 Wire Unbundled ADSL Loop without manual service inquiry & facility reservation - Zone 1	I	1	UAL	UAL2W	13.82	31.99	20.02	10.65	1.41			20.35	10.54	13.32	13.32
		2 Wire Unbundled ADSL Loop without manual service inquiry & facility reservaton - Zone 2	I	2	UAL	UAL2W	18.05	31.99	20.02	10.65	1.41			20.35	10.54	13.32	13.32
		2 Wire Unbundled ADSL Loop without manual service inquiry & facility reservation - Zone 3	I	3	UAL	UAL2W	23.60	31.99	20.02	10.65	1.41			20.35	10.54	13.32	13.32
		2 Wire Unbundled ADSL Loop without manual service inquiry & facility reservaton - Zone 4		4	UAL	UAL2W											
		Order Coordination for Specified Conversion Time (per LSR)			UAL	OCOSL		34.29									
		CLEC to CLEC Conversion Charge without outside dispatch	I		UAL	UREWO		31.99	20.02					20.35	10.54	13.32	13.32
2-WIRE HIGH BIT RATE DIGITAL SUBSCRIBER LINE (HDSL) COMPATIBLE LOOP																	
		2 Wire Unbundled HDSL Loop including manual service inquiry & facility reservation - Zone 1		1	UHL	UHL2X	10.83	270.01	234.63	74.54	39.14			20.35	10.54	13.32	13.32
		2 Wire Unbundled HDSL Loop including manual service inquiry & facility reservation - Zone 2		2	UHL	UHL2X	14.15	270.01	234.63	74.54	39.14			20.35	10.54	13.32	13.32
		2 Wire Unbundled HDSL Loop including manual service inquiry & facility reservation - Zone 3		3	UHL	UHL2X	18.50	270.01	234.63	74.54	39.14			20.35	10.54	13.32	13.32
		Order Coordination for Specified Conversion Time (per LSR)			UHL	OCOSL		34.29									
		2 Wire Unbundled HDSL Loop without manual service inquiry and facility reservation - Zone 1	I	1	UHL	UHL2W	10.83	31.99	20.02	10.65	1.41			20.35	10.54	13.32	13.32
		2 Wire Unbundled HDSL Loop without manual service inquiry and facility reservation - Zone 2	I	2	UHL	UHL2W	14.15	31.99	20.02	10.65	1.41			20.35	10.54	13.32	13.32

UNBUNDLED NETWORK ELEMENTS - Tennessee												Attachment: 2		Exhibit: B				
CATEGORY		RATE ELEMENTS	Interim	Zone	BCS	USOC	RATES(\$)					Svc Order Submitted Elec per LSR	Svc Order Submitted Manually per LSR	Incremental Charge - Manual Svc Order vs. Electronic-1st	Incremental Charge - Manual Svc Order vs. Electronic-Add'l	Incremental Charge - Manual Svc Order vs. Electronic-Disc 1st	Incremental Charge - Manual Svc Order vs. Electronic-Disc Add'l	
								Nonrecurring			Nonrecurring Disconnect	OSS Rates(\$)						
							Rec	First	Add'l		First	Add'l	SOME C	SOMAN	SOMAN	SOMAN	SOMAN	SOMAN
		2 Wire Unbundled HDSL Loop without manual service inquiry and facility reservation - Zone 3	I	3	UHL	UHL2W	18.50	31.99	20.02		10.65	1.41			20.35	10.54	13.32	13.32
		Order Coordination for Specified Conversion Time (per LSR)			UHL	OCOSL		34.29										
		CLEC to CLEC Conversion Charge without outside dispatch	I		UHL	UREWO		31.99	20.02						20.35	10.54	13.32	13.32
4-WIRE HIGH BIT RATE DIGITAL SUBSCRIBER LINE (HDSL) COMPATIBLE LOOP																		
		4 Wire Unbundled HDSL Loop including manual service inquiry and facility reservation - Zone 1		1	UHL	UHL4X	13.93	279.60	244.22		74.54	39.14			20.35	10.54	13.32	13.32
		4-Wire Unbundled HDSL Loop including manual service inquiry and facility reservation - Zone 2		2	UHL	UHL4X	18.20	279.60	244.22		74.54	39.14			20.35	10.54	13.32	13.32
		4-Wire Unbundled HDSL Loop including manual service inquiry and facility reservation - Zone 3		3	UHL	UHL4X	23.80	279.60	244.22		74.54	39.14			20.35	10.54	13.32	13.32
		Order Coordination for Specified Conversion Time (per LSR)			UHL	OCOSL		34.29										
		4-Wire Unbundled HDSL Loop without manual service inquiry and facility reservation - Zone 1	I	1	UHL	UHL4W	13.93	31.99	20.02		10.65	1.41			20.35	10.54	13.32	13.32
		4-Wire Unbundled HDSL Loop without manual service inquiry and facility reservation - Zone 2	I	2	UHL	UHL4W	18.20	31.99	20.02		10.65	1.41			20.35	10.54	13.32	13.32
		4-Wire Unbundled HDSL Loop without manual service inquiry and facility reservation - Zone 3	I	3	UHL	UHL4W	23.80	31.99	20.02		10.65	1.41			20.35	10.54	13.32	13.32
		Order Coordination for Specified Conversion Time (per LSR)			UHL	OCOSL		34.29										
		CLEC to CLEC Conversion Charge without outside dispatch	I		UHL	UREWO		31.99	20.02						20.35	10.54	13.32	13.32
4-WIRE DS1 DIGITAL LOOP																		
		4-Wire DS1 Digital Loop - Zone 1		1	USL	USLXX	57.73	313.08	219.72		96.86	40.45			18.98	8.43	11.95	11.95
		4-Wire DS1 Digital Loop - Zone 2		2	USL	USLXX	75.40	313.08	219.72		96.86	40.45			18.98	8.43	11.95	11.95
		4-Wire DS1 Digital Loop - Zone 3		3	USL	USLXX	98.59	313.08	219.72		96.86	40.45			18.98	8.43	11.95	11.95
		Order Coordination for Specified Conversion Time (per LSR)			USL	OCOSL		34.59										
		CLEC to CLEC Conversion Charge without outside dispatch			USL	UREWO		130.47	40.11						20.35	10.54	13.32	13.32
4-WIRE 19.2, 56 OR 64 KBPS DIGITAL GRADE LOOP																		
		4 Wire Unbundled Digital 19.2 Kbps		1	UDL	UDL19	31.10	207.01	141.38		90.70	44.18			20.35	10.54	13.32	13.32
		4 Wire Unbundled Digital 19.2 Kbps		2	UDL	UDL19	40.61	207.01	141.38		90.70	44.18			20.35	10.54	13.32	13.32
		4 Wire Unbundled Digital 19.2 Kbps		3	UDL	UDL19	53.11	207.01	141.38		90.70	44.18			20.35	10.54	13.32	13.32
		4 Wire Unbundled Digital Loop 56 Kbps - Zone 1		1	UDL	UDL56	31.10	207.01	141.38		90.70	44.18			20.35	10.54	13.32	13.32
		4 Wire Unbundled Digital Loop 56 Kbps - Zone 2		2	UDL	UDL56	40.61	207.01	141.38		90.70	44.18			20.35	10.54	13.32	13.32
		4 Wire Unbundled Digital Loop 56 Kbps - Zone 3		3	UDL	UDL56	53.11	207.01	141.38		90.70	44.18			20.35	10.54	13.32	13.32
		Order Coordination for Specified Conversion Time (per LSR)			UDL	OCOSL		34.29										
		4 Wire Unbundled Digital Loop 64 Kbps - Zone 1		1	UDL	UDL64	31.10	207.01	141.38		90.70	44.18			20.35	10.54	13.32	13.32
		4 Wire Unbundled Digital Loop 64 Kbps - Zone 2		2	UDL	UDL64	40.61	207.01	141.38		90.70	44.18			20.35	10.54	13.32	13.32
		4 Wire Unbundled Digital Loop 64 Kbps - Zone 3		3	UDL	UDL64	53.11	207.01	141.38		90.70	44.18			20.35	10.54	13.32	13.32
		Order Coordination for Specified Conversion Time (per LSR)			UDL	OCOSL		34.29										
		CLEC to CLEC Conversion Charge without outside dispatch			UDL	UREWO		102.28	49.82						20.35	10.54	13.32	13.32
2-WIRE Unbundled COPPER LOOP																		
		2-Wire Unbundled Copper Loop/Short including manual service inquiry & facility reservation - Zone 1	I	1	UCL	UCLPB	13.19	31.99	20.02		10.65	1.41			20.35	10.54	13.32	13.32
		2-Wire Unbundled Copper Loop/Short including manual service inquiry & facility reservation - Zone 2	I	2	UCL	UCLPB	17.23	31.99	20.02		10.65	1.41			20.35	10.54	13.32	13.32
		2 Wire Unbundled Copper Loop/Short including manual service inquiry & facility reservation - Zone 3	I	3	UCL	UCLPB	22.53	31.99	20.02		10.65	1.41			20.35	10.54	13.32	13.32
		Order Coordination for Unbundled Copper Loops (per loop)			UCL	UCLMC		36.52	36.52									
		2-Wire Unbundled Copper Loop/Short without manual service inquiry and facility reservation - Zone 1	I	1	UCL	UCLPW	13.19	31.99	20.02		10.65	1.41			20.35	10.54	13.32	13.32
		2-Wire Unbundled Copper Loop/Short without manual service inquiry and facility reservation - Zone 2	I	2	UCL	UCLPW	17.23	31.99	20.02		10.65	1.41			20.35	10.54	13.32	13.32
		2-Wire Unbundled Copper Loop/Short without manual service inquiry and facility reservation - Zone 3	I	3	UCL	UCLPW	22.53	31.99	20.02		10.65	1.41			20.35	10.54	13.32	13.32
		Order Coordination for Unbundled Copper Loops (per loop)			UCL	UCLMC		36.52	36.52									
		2-Wire Unbundled Copper Loop/Long - includes manual svc. inquiry and facility reservation - Zone 1	I	1	UCL	UCL2L	13.19	31.99	20.02		10.65	1.41			20.35	10.54	13.32	13.32
		2-Wire Unbundled Copper Loop/Long - includes manual svc. inquiry and facility reservation - Zone 2	I	2	UCL	UCL2L	17.23	31.99	20.02		10.65	1.41			20.35	10.54	13.32	13.32

UNBUNDLED NETWORK ELEMENTS - Tennessee												Attachment: 2		Exhibit: B			
CATEGORY		RATE ELEMENTS	Interi m	Zone	BCS	USOC	RATES(\$)					Svc Order Submitted Elec per LSR	Svc Order Submitted Manually per LSR	Incremental Charge - Manual Svc Order vs. Electronic- 1st	Incremental Charge - Manual Svc Order vs. Electronic- Add'l	Incremental Charge - Manual Svc Order vs. Electronic- Disc 1st	Incremental Charge - Manual Svc Order vs. Electronic- Disc Add'l
							Nonrecurring		Add'l	Nonrecurring Disconnect		OSS Rates(\$)					
							Rec	First	Add'l	First	Add'l	SOME C	SOMAN	SOMAN	SOMAN	SOMAN	SOMAN
		2-Wire Unbundled Copper Loop/Long - includes manual svc. inquiry and facility reservation - Zone 3	I	3	UCL	UCL2L	22.53	31.99	20.02	10.65	1.41			20.35	10.54	13.32	13.32
		Order Coordination for Unbundled Copper Loops (per loop)			UCL	UCLMC		36.52	36.52								
		2-Wire Unbundled Copper Loop/Long - without manual service inquiry and facility reservation - Zone 1	I	1	UCL	UCL2W	13.19	31.99	20.02	10.65	1.41			20.35	10.54	13.32	13.32
		2-Wire Unbundled Copper Loop/Long - without manual service inquiry and facility reservation - Zone 2	I	2	UCL	UCL2W	17.23	31.99	20.02	10.65	1.41			20.35	10.54	13.32	13.32
		Order Coordination for Unbundled Copper Loops (per loop)			UCL	UCLMC		36.52	36.52								
		CLEC to CLEC Conversion Charge without outside dispatch (UCL-Des)	I		UCL	UREWO		31.99	20.02					20.35	10.54	13.32	13.32
4-WIRE COPPER LOOP																	
		4-Wire Copper Loop/Short - including manual service inquiry and facility reservation - Zone 1	I	1	UCL	UCL4S	24.70	122.76	85.57	76.35	39.16			20.35	10.54	13.32	13.32
		4-Wire Copper Loop/Short - including manual service inquiry and facility reservation - Zone 2	I	2	UCL	UCL4S	32.25	122.76	85.57	76.35	39.16			20.35	10.54	13.32	13.32
		4-Wire Copper Loop/Short - including manual service inquiry and facility reservation - Zone 3	I	3	UCL	UCL4S	42.17	122.76	85.57	76.35	39.16			20.35	10.54	13.32	13.32
		Order Coordination for Unbundled Copper Loops (per loop)			UCL	UCLMC		36.52	36.52								
		4-Wire Copper Loop/Short - without manual service inquiry and facility reservation - Zone 1	I	1	UCL	UCL4W	24.70	122.76	85.57	76.35	39.16			20.35	10.54	13.32	13.32
		4-Wire Copper Loop/Short - without manual service inquiry and facility reservation - Zone 2	I	2	UCL	UCL4W	32.25	122.76	85.57	76.35	39.16			20.35	10.54	13.32	13.32
		4-Wire Copper Loop/Short - without manual service inquiry and facility reservation - Zone 3	I	3	UCL	UCL4W	42.17	122.76	85.57	76.35	39.16			20.35	10.54	13.32	13.32
		Order Coordination for Unbundled Copper Loops (per loop)			UCL	UCLMC		36.52	36.52								
		4-Wire Unbundled Copper Loop/Long - includes manual svc. inquiry and facility reservation - Zone 1	I	1	UCL	UCL4L	24.70	122.76	85.57	76.35	39.16			20.35	10.54	13.32	13.32
		4-Wire Unbundled Copper Loop/Long - includes manual svc. inquiry and facility reservation - Zone 2	I	2	UCL	UCL4L	32.25	122.76	85.57	76.35	39.16			20.35	10.54	13.32	13.32
		4-Wire Unbundled Copper Loop/Long - includes manual svc. inquiry and facility reservation - Zone 3	I	3	UCL	UCL4L	42.17	122.76	85.57	76.35	39.16			20.35	10.54	13.32	13.32
		Order Coordination for Unbundled Copper Loops (per loop)			UCL	UCLMC		36.52	36.52								
		4-Wire Unbundled Copper Loop/Long - without manual svc. inquiry and facility reservation - Statewide	I	sw	UCL	UCL4O											
		Order Coordination for Unbundled Copper Loops (per loop)			UCL	UCLMC		36.52	36.52								
		CLEC to CLEC Conversion Charge without outside dispatch (UCL-Des)	I		UCL	UREWO		31.99	20.02					20.35	10.54	13.32	13.32
LOOP MODIFICATION																	
		Unbundled Loop Modification, Removal of Load Coils - 2 Wire pair less than or equal to 18k ft	I		UAL, UHL, UCL, UEQ, ULS, UEA, UEANL, UDL, UDC, UDN, UDL, USL	ULM2L		65.40	65.40					20.35	10.54	13.32	13.32
		Unbundled Loop Modification, Removal of Load Coils - 2 wire greater than 18k ft	I		UCL, ULS	ULM2G		710.71	23.77					20.35	10.54	13.32	13.32
		Unbundled Loop Modification Removal of Load Coils - 4 Wire less than or equal to 18K ft	I		UHL, UCL	ULM4L		65.40	65.40					20.35	10.54	13.32	13.32
		Unbundled Loop Modification Removal of Load Coils - 4 Wire pair greater than 18k ft	I		UCL	ULM4G		710.71	23.77					20.35	10.54	13.32	13.32
		Unbundled Loop Modification Removal of Bridged Tap Removal, per unbundled loop	I		UAL, UHL, UCL, UEQ, UEF, ULS, UEA, UEANL, UDL, UDC, UDN, UDL, USL	ULMBT		65.44	65.44					20.35	10.54	13.32	13.32
SUB-LOOPS																	
Sub-Loop Distribution																	
		Sub-Loop - Per Cross Box Location - CLEC Feeder Facility Set-Up	I		UEANL	USBSA		517.25	517.25					20.35	10.54	13.32	13.32
		Sub-Loop - Per Cross Box Location - Per 25 Pair Panel Set-Up	I		UEANL	USBSB		42.68	42.68					20.35	10.54	13.32	13.32

UNBUNDLED NETWORK ELEMENTS - Tennessee												Attachment: 2		Exhibit: B				
CATEGORY		RATE ELEMENTS		Interi m	Zone	BCS	USOC	RATES(\$)			Svc Order Submitted Elec per LSR	Svc Order Submitted Manually per LSR	Incremental Charge - Manual Svc Order vs. Electronic- 1st	Incremental Charge - Manual Svc Order vs. Electronic- Add'l	Incremental Charge - Manual Svc Order vs. Electronic- Disc 1st	Incremental Charge - Manual Svc Order vs. Electronic- Disc Add'l		
													OSS Rates(\$)					
								Rec	First	Add'l	First	Add'l	SOME C	SOMAN	SOMAN	SOMAN	SOMAN	SOMAN
		Sub-Loop - Per Building Equipment Room - CLEC Feeder Facility Set-Up	I		UEANL	USBSC			313.01	313.01					20.35	10.54	13.32	13.32
		Sub-Loop - Per Building Equipment Room - Per 25 Pair Panel Set-Up	I		UEANL	USBSD			108.06	108.06					20.35	10.54	13.32	13.32
		Sub-Loop Distribution Per 2-Wire Analog Voice Grade Loop - Statewide		sw	UEANL	USBN2		10.02	148.84	112.34	73.14	36.65			20.35	10.54	13.32	13.32
		Order Coordination for Unbundled Sub-Loops, per sub-loop pair			UEANL	USBMC			34.29	34.29								
		Sub-Loop Distribution Per 4-Wire Analog Voice Grade Loop - Zone 1		1	UEANL	USBN4		7.30	147.93	75.11	99.96	16.98			20.35	10.54	13.32	13.32
		Sub-Loop Distribution Per 4-Wire Analog Voice Grade Loop - Zone 2		2	UEANL	USBN4		9.54	147.93	75.11	99.96	16.98			20.35	10.54	13.32	13.32
		Sub-Loop Distribution Per 4-Wire Analog Voice Grade Loop - Zone 3		3	UEANL	USBN4		12.47	147.93	75.11	99.96	16.98			20.35	10.54	13.32	13.32
		Order Coordination for Unbundled Sub-Loops, per sub-loop pair			UEANL	USBMC			34.29	34.29								
		Sub-Loop 2-Wire Intrabuilding Network Cable (INC)	I		UEANL	USBR2		1.35	94.56	29.35					20.35	10.54	13.32	13.32
		Order Coordination for Unbundled Sub-Loops, per sub-loop pair			UEANL	USBMC			34.29	34.29								
		Sub-Loop 4-Wire Intrabuilding Network Cable (INC)	I		UEANL	USBR4		2.26	116.14	37.10					20.35	10.54	13.32	13.32
		Order Coordination for Unbundled Sub-Loops, per sub-loop pair			UEANL	USBMC			34.29	34.29								
		2 Wire Copper Unbundled Sub-Loop Distribution - Zone 1	I	1	UEF	UCS2X		5.16	110.71	37.89	94.41	13.09			20.35	10.54	13.32	13.32
		2 Wire Copper Unbundled Sub-Loop Distribution - Zone 2	I	2	UEF	UCS2X		6.74	110.71	37.89	94.41	13.09			20.35	10.54	13.32	13.32
		2 Wire Copper Unbundled Sub-Loop Distribution - Zone 3	I	3	UEF	UCS2X		8.81	110.71	37.89	94.41	13.09			20.35	10.54	13.32	13.32
		Order Coordination for Unbundled Sub-Loops, per sub-loop pair			UEF	USBMC			34.29	34.29								
		4 Wire Copper Unbundled Sub-Loop Distribution - Zone 1	I	1	UEF	UCS4X		6.52	117.12	44.30	99.96	16.98			20.35	10.54	13.32	13.32
		4 Wire Copper Unbundled Sub-Loop Distribution - Zone 2	I	2	UEF	UCS4X		8.52	117.12	44.30	99.96	16.98			20.35	10.54	13.32	13.32
		4 Wire Copper Unbundled Sub-Loop Distribution - Zone 3	I	3	UEF	UCS4X		11.14	117.12	44.30	99.96	16.98			20.35	10.54	13.32	13.32
		Order Coordination for Unbundled Sub-Loops, per sub-loop pair			UEF	USBMC			34.29	34.29								
	Unbundled Sub-Loop Modification																	
		Unbundled Sub-Loop Modification - 2-W Copper Dist Load Coil/Equip Removal per 2-W PR			UEF	ULM2X			335.36	7.82					20.34	10.54	13.32	13.32
		Unbundled Sub-loop Modification - 4-W Copper Dist Load Coil/Equip Removal per 4-W PR			UEF	ULM4X			335.36	7.82					20.35	10.54	13.32	13.32
		Unbundled Sub-loop Modification - 2-w/4-w Copper Dist Bridged Tap Removal, per PR unloaded			UEF	ULM4T			528.48	9.74					20.35	10.54	13.32	13.32
	Unbundled Network Terminating Wire (UNTW)																	
		Unbundled Network Terminating Wire (UNTW) per Pair	I		UENTW	UENPP		0.4555	2.48	2.48					20.35	10.54	13.32	13.32
	Network Interface Device (NID)																	
		Network Interface Device (NID) - 1-2 lines			UENTW	UND12			89.69	54.56	0.6391	0.6391			20.35	10.54	13.32	13.32
		Network Interface Device (NID) - 1-6 lines			UENTW	UND16			129.65	94.51	0.6522	0.6522			20.35	10.54	13.32	13.32
		Network Interface Device Cross Connect - 2 W			UENTW	UNDC2			11.11	11.11					20.35	10.54	13.32	13.32
		Network Interface Device Cross Connect - 4W			UENTW	UNDC4			11.11	11.11					20.35	10.54	13.32	13.32
SUB-LOOPS																		
	Sub-Loop Feeder																	
		USL-Feeder, DS0 Set-up per Cross Box location - CLEC Distribution Facility set-up			UEA, UDN, UCL, UDL, UDC	USBFW			517.25						20.35	10.54	13.32	13.32
		USL Feeder - DS0 Set-up per Cross Box location - per 25 pair set-up			UEA, UDN, UCL, UDL, UDC	USBFX			42.68	42.68					20.35	10.54	13.32	13.32
		USL Feeder DS1 Set-up at DSX location, per DS1 termination			USL	USBFZ			531.04	11.34					20.35	10.54	13.32	13.32
		Unbundled Sub-Loop Feeder Loop, 2Wire Ground-Start, Voice Grade- Statewide		sw	UEA	USBFA		12.05	122.24	85.05	76.35	39.16			20.35	10.54	13.32	13.32
		Order Coordination for Specified Conversion Time, per LSR			UEA	OCOSL			34.29									
		Unbundled Sub-Loop Feeder Loop, 2Wire Loop-Start, Voice Grade - Statewide		sw	UEA	USBFB		12.05	122.24	85.05	76.35	39.16			20.35	10.54	13.32	13.32
		Order Coordination for Specified Time Conversion, per LSR			UEA	OCOSL			34.29									

UNBUNDLED NETWORK ELEMENTS - Tennessee												Attachment: 2		Exhibit: B		
CATEGORY	RATE ELEMENTS	Interim	Zone	BCS	USOC	RATES(\$)					Svc Order Submitted Elec per LSR	Svc Order Submitted Manually per LSR	Incremental Charge - Manual Svc Order vs. Electronic-1st	Incremental Charge - Manual Svc Order vs. Electronic-Add'l	Incremental Charge - Manual Svc Order vs. Electronic-Disc 1st	Incremental Charge - Manual Svc Order vs. Electronic-Disc Add'l
							Nonrecurring			Nonrecurring Disconnect	OSS Rates(\$)					
						Rec	First	Add'l	First	Add'l	SOME C	SOMAN	SOMAN	SOMAN	SOMAN	SOMAN
	Unbundled Sub-Loop Feeder Loop, 2Wire Reverse Battery, Voice Grade Loop - Statewide		sw	UEA	USBFC	12.05	122.24	85.05	76.35	39.16			20.35	10.54	13.32	13.32
	Order Coordination For Specified Conversion Time, per LSR			UEA	OCOSL		34.29									
	Unbundled Sub-Loop Feeder Loop, 4Wire Ground-Start, Voice Grade - Zone 1		1	UEA	USBFD	21.52	137.31	61.93	118.04	30.13			20.35	10.54	13.32	13.32
	Unbundled Sub-Loop Feeder Loop, 4Wire Ground-Start, Voice Grade - Zone 2		2	UEA	USBFD	28.11	137.31	61.93	118.04	30.13			20.35	10.54	13.32	13.32
	Unbundled Sub-Loop Feeder Loop, 4Wire Ground Start, Voice Grade - Zone 3		3	UEA	USBFD	36.76	137.31	61.93	118.04	30.13			20.35	10.54	13.32	13.32
	Order Coordination For Specified Conversion Time, Per LSR			UEA	OCOSL		34.29									
	Unbundled Sub-Loop Feeder Loop, 4Wire Loop-Start, Voice Grade - Zone 1		1	UEA	USBFE	21.52	137.31	61.93	118.04	30.13			20.35	10.54	13.32	13.32
	Unbundled Sub-Loop Feeder Loop, 4Wire Loop-Start, Voice Grade - Zone 2		2	UEA	USBFE	28.11	137.31	61.93	118.04	30.13			20.35	10.54	13.32	13.32
	Unbundled Sub-Loop Feeder Loop, 4Wire Loop-Start, Voice Grade - Zone 3		3	UEA	USBFE	36.76	137.31	61.93	118.04	30.13			20.35	10.54	13.32	13.32
	Order Coordination For Specified Conversion Time, Per LSR			UEA	OCOSL		34.29									
	Unbundled Sub-Loop Feeder Loop, 2Wire ISDN BRI - Zone 1		1	UDN	USBFF	16.11	142.83	67.45	104.67	18.53			19.99	19.99	19.99	19.99
	Unbundled Sub-Loop Feeder Loop, 2Wire ISDN BRI - Zone 2		2	UDN	USBFF	21.04	142.83	67.45	104.67	18.53			19.99	19.99	19.99	19.99
	Unbundled Sub-Loop Feeder Loop, 2Wire ISDN BRI - Zone 3		3	UDN	USBFF	27.51	142.83	67.45	104.64	18.53			19.99	19.99	19.99	19.99
	Order Coordination For Specified Conversion Time, Per LSR			UDN	OCOSL		34.29									
	Unbundled Sub-Loop Feeder, 2 Wire UDC (IDSL compatible)		1	UDC	USBFS	16.11	142.83	67.45	104.67	18.53			19.99	19.99	19.99	19.99
	Unbundled Sub-Loop Feeder, 2 Wire UDC (IDSL compatible)		2	UDC	USBFS	21.04	142.83	67.45	104.67	18.53			19.99	19.99	19.99	19.99
	Unbundled Sub-Loop Feeder, 2 Wire UDC (IDSL compatible)		3	UDC	USBFS	27.51	142.83	67.45	104.64	18.53			19.99	19.99	19.99	19.99
	Unbundled Sub-Loop Feeder Loop, 4-Wire DS1 - Zone 1		1	USL	USBFG	39.74	116.00	40.62	106.82	18.91			19.99	19.99	19.99	19.99
	Unbundled Sub-Loop Feeder Loop, 4-Wire DS1 - Zone 2		2	USL	USBFG	51.90	116.00	40.62	106.82	18.91			19.99	19.99	19.99	19.99
	Unbundled Sub-Loop Feeder Loop, 4-Wire DS1 - Zone 3		3	USL	USBFG	67.86	116.00	40.62	106.82	18.91			19.99	19.99	19.99	19.99
	Order Coordination For Specified Conversion Time, Per LSR			USL	OCOSL		34.59									
	Unbundled Sub-Loop Feeder, 2-Wire Copper Loop - Zone 1		1	UCL	USBFH	9.52	114.27	38.89	104.64	18.53			19.99	19.99	19.99	19.99
	Unbundled Sub-Loop Feeder Loop, 2-Wire Copper Loop - Zone 2		2	UCL	USBFH	12.43	114.27	38.89	104.64	18.53			19.99	19.99	19.99	19.99
	Unbundled Sub-Loop Feeder Loop, 2-Wire Copper Loop - Zone 3		3	UCL	USBFH	16.26	114.27	38.89	104.64	18.53			19.99	19.99	19.99	19.99
	Order Coordination For Specified Conversion Time, per LSR			UCL	OCOSL		34.29									
	Sub-Loop Feeder - Per 4-Wire Copper Loop - Zone 1		1	UCL	USBFJ	14.37	123.41	48.03	110.44	22.53			19.99	19.99	19.99	19.99
	Sub-Loop Feeder - Per 4-Wire Copper Loop - Zone 2		2	UCL	USBFJ	18.76	123.41	48.03	110.44	22.53			19.99	19.99	19.99	19.99
	Sub-Loop Feeder - Per 4-Wire Copper Loop - Zone 3		3	UCL	USBFJ	24.53	123.41	48.03	110.44	22.53			19.99	19.99	19.99	19.99
	Order Coordination For Specified Conversion Time, per LSR			UCL	OCOSL		34.29									
	Sub-Loop Feeder - Per 4-Wire 19.2 Kbps Digital Grade Loop		1	UDL	USBFN	26.06	116.00	40.62	106.82	18.91			19.99	19.99	19.99	19.99
	Sub-Loop Feeder - Per 4-Wire 19.2 Kbps Digital Grade Loop		2	UDL	USBFN	34.03	116.00	40.62	106.82	18.91			19.99	19.99	19.99	19.99
	Sub-Loop Feeder - Per 4-Wire 19.2 Kbps Digital Grade Loop		3	UDL	USBFN	44.50	116.00	40.62	106.82	18.91			19.99	19.99	19.99	19.99
	Sub-Loop Feeder - Per 4-Wire 56 Kbps Digital Grade Loop - Zone 1		1	UDL	USBFO	26.06	116.00	40.62	106.82	18.91			19.99	19.99	19.99	19.99
	Sub-Loop Feeder - Per 4-Wire 56 Kbps Digital Grade Loop - Zone 2		2	UDL	USBFO	34.03	116.00	40.62	106.82	18.91			19.99	19.99	19.99	19.99
	Sub-Loop Feeder - Per 4-Wire 56 Kbps Digital Grade Loop - Zone 3		3	UDL	USBFO	44.50	116.00	40.62	106.82	18.91			19.99	19.99	19.99	19.99
	Order Coordination For Specified Time Conversion, per LSR			UDL	OCOSL		34.29									
	Sub-Loop Feeder - Per 4-Wire 64 Kbps Digital Grade Loop - Zone 1		1	UDL	USBFP	26.06	116.00	40.62	106.82	18.91			19.99	19.99	19.99	19.99
	Sub-Loop Feeder - Per 4-Wire 64 Kbps Digital Grade Loop - Zone 2		2	UDL	USBFP	34.03	116.00	40.62	106.82	18.91			19.99	19.99	19.99	19.99
	Sub-Loop Feeder - Per 4-Wire 64 Kbps Digital Grade Loop - Zone 3		3	UDL	USBFP	44.50	116.00	40.62	106.82	18.91			19.99	19.99	19.99	19.99
	Order Coordination For Specified Conversion Time, per LSR			UDL	OCOSL		34.29									
SUB-LOOPS																
	Sub-Loop Feeder															
	Sub Loop Feeder - DS3 - Per Mile Per Month			UE3	1L5SL	14.11										
	Sub Loop Feeder - DS3 - Facility Termination Per Month			UE3	USBF1	333.26	3,390.00	407.68	165.17	501.31			20.35	10.54	13.32	

UNBUNDLED NETWORK ELEMENTS - Tennessee

CATEGORY		RATE ELEMENTS	Interim	Zone	BCS	USOC	RATES(\$)					Svc Order Submitted Elec per LSR	Svc Order Submitted Manually per LSR	Incremental Charge - Manual Svc Order vs. Electronic-1st	Incremental Charge - Manual Svc Order vs. Electronic-Add'l	Incremental Charge - Manual Svc Order vs. Electronic-Disc 1st	Incremental Charge - Manual Svc Order vs. Electronic-Disc Add'l
							Rec	Nonrecurring First	Add'l	Nonrecurring Disconnect First	Add'l	SOME C	SOMAN	SOMAN	SOMAN	SOMAN	SOMAN
		Sub Loop Feeder – STS-1 – Per Mile Per Month			UDLSX	1L5SL	14.11										
		Sub Loop Feeder - STS-1 - Facility Termination Per Month			UDLSX	USBF7	359.02	3,390.00	407.68	165.17	501.31			20.35	10.54	13.32	
		Sub Loop Feeder – OC-3 – Per Mile Per Month			UDLO3	1L5SL	10.71										
		Sub Loop Feeder – OC-3 - Facility Termination Protection Per Month			UDLO3	USBF5	56.64										
		Sub Loop Feeder - OC-3 - Facility Termination Per Month			UDLO3	USBF2	546.31	3,390.00	407.68	165.17	501.31			20.35	10.54	13.32	
		Sub Loop Feeder - OC-12 - Per Mile Per Month			UDL12	1L5SL	13.18										
		Sub Loop Feeder - OC-12 - Facility Termination Protection Per Month			UDL12	USBF6	639.98										
		Sub Loop Feeder - OC-12 - Facility Termination Per Month			UDL12	USBF3	1,697.00	3,390.00	407.68	165.17	501.31			20.35	10.54	13.32	
		Sub Loop Feeder - OC-48 - Per Mile Per Month			UDL48	1L5SL	43.22										
		Sub Loop Feeder - OC-48 - Facility Termination Protection Per Month			UDL48	USBF9	320.36										
		Sub Loop Feeder - OC-48 - Facility Termination Per Month			UDL48	USBF4	1,457.00	3,576.00	407.68	165.17	501.31			20.35	10.54	13.32	
		Sub Loop Feeder – OC-12 Interface On OC-48			UDL48	USBF8	361.44	789.41	407.68	165.17	501.31			20.35	10.54	13.32	
UNBUNDLED LOOP CONCENTRATION																	
		Loop Channelization System			ULC	ULCCS	307.07	307.34	74.37	4.18				20.35	10.54	13.32	13.32
		CO Channel Interface - 2-Wire Voice Grade			ULC	ULCC2	1.20	9.57	9.52	8.66	8.60			20.35	10.54	13.32	13.32
		Unbundled Loop Concentration - System A (TR008)			ULC	UCT8A	500.18	613.60	613.60					20.35	10.54	13.32	13.32
		Unbundled Loop Concentration - System B (TR008)			ULC	UCT8B	54.82	255.67	255.67					20.35	10.54	13.32	13.32
		Unbundled Loop Concentration - System A (TR303)			ULC	UCT3A	539.00	613.60	613.60					20.35	10.54	13.32	13.32
		Unbundled Loop Concentration - System B (TR303)			ULC	UCT3B	92.37	255.67	255.67					20.35	10.54	13.32	13.32
		Unbundled Loop Concentration - DS1 Loop Interface Card			ULC	UCTCO	6.23	74.39	53.07	30.23	8.46			20.35	10.54	13.32	13.32
		Unbundled Loop Concentration - ISDN Loop Interface (Brite Card)			UDN	ULCC1	8.46	8.69	8.65	9.71	9.65			20.35	10.54	13.32	13.32
		Unbundled Loop Concentration - UDC Loop Interface (Brite Card)			UDC	ULCCU	8.46	8.69	8.65	9.71	9.65			20.35	10.54	13.32	13.32
		Unbundled Loop Concentration - 2 Wire Voice-Loop Start or Ground Start Loop Interface (POTS Card)			UEA	ULCC2	2.32	8.69	8.65	9.71	9.65			20.35	10.54	13.32	13.32
		Unbundled Loop Concentration - 2 Wire Voice - Reverse Battery Loop Interface (SPOTS Card)			UEA	ULCCR	12.45	8.69	8.65	9.71	9.65			20.35	10.54	13.32	13.32
		Unbundled Loop Concentration - 4 Wire Voice Loop Interface (Specials Card)			UEA	ULCC4	7.53	8.69	8.65	9.71	9.65			20.35	10.54	13.32	13.332
		Unbundled Loop Concentration - TEST CIRCUIT Card			ULC	UCTTC	35.77	8.69	8.65	9.71	9.65			20.35	10.54	13.32	13.32
		Unbundled Loop Concentration - Digital 19.2 Kbps Data Loop Interface			UDL	ULCC7	11.03	8.69	8.65	9.71	9.65			20.35	10.54	13.32	13.32
		Unbundled Loop Concentration - Digital 56 Kbps Data Loop Interface			UDL	ULCC5	11.03	8.69	8.65	9.71	9.65			20.35	10.54	13.32	13.32
		Unbundled Loop Concentration - Digital 64 Kbps Data Loop Interface			UDL	ULCC6	11.03	8.69	8.65	9.71	9.65			20.35	10.54	13.32	13.32
										9.71							
UNE OTHER, PROVISIONING ONLY - NO RATE																	
		NID - Dispatch and Service Order for NID installation			UENTW	UNDBX											
		UNTW Circuit Id Establishment, Provisioning Only - No Rate			UENTW	UENCE											
					UEANL,UEF,UEQ,UENTW												
		Unbundled Contract Name, Provisioning Only - No Rate				UNECN											
UNE OTHER, PROVISIONING ONLY - NO RATE																	
		Unbundled Contact Name, Provisioning Only - no rate			UAL,UCL,UDC,UDL,UDN,UEA,UHL,ULC	UNECN	0.00	0.00									
		Unbundled Sub-Loop Feeder-2 Wire Cross Box Jumper - no rate			UEA,UDN,UCL,UDC	USBFQ	0.00	0.00									
		Unbundled Sub-Loop Feeder-4 Wire Cross Box Jumper - no rate			UEA,USL,UCL,UDL	USBFR	0.00	0.00									
		Unbundled DS1 Loop - Superframe Format Option - no rate			USL	CCOSF	0.00	0.00									
		Unbundled DS1 Loop - Expanded Superframe Format option - no rate			USL	CCOEF	0.00	0.00									
HIGH CAPACITY UNBUNDLED LOCAL LOOP																	

UNBUNDLED NETWORK ELEMENTS - Tennessee												Attachment: 2		Exhibit: B					
CATEGORY	RATE ELEMENTS				Interim	Zone	BCS	USOC	RATES(\$)			Svc Order Submitted Elec per LSR	Svc Order Submitted Manually per LSR	Incremental Charge - Manual Svc Order vs. Electronic-1st	Incremental Charge - Manual Svc Order vs. Electronic-Add'l	Incremental Charge - Manual Svc Order vs. Electronic-Disc 1st	Incremental Charge - Manual Svc Order vs. Electronic-Disc Add'l		
									Nonrecurring			OSS Rates(\$)							
								Rec	First	Add'l		First	Add'l	SOME C	SOMAN	SOMAN	SOMAN	SOMAN	SOMAN

UNBUNDLED NETWORK ELEMENTS - Tennessee												Attachment: 2		Exhibit: B			
CATEGORY	RATE ELEMENTS		Interim	Zone	BCS	USOC	RATES(\$)				Svc Order Submitted Elec per LSR	Svc Order Submitted Manually per LSR	Incremental Charge - Manual Svc Order vs. Electronic-1st	Incremental Charge - Manual Svc Order vs. Electronic-Add'l	Incremental Charge - Manual Svc Order vs. Electronic-Disc 1st	Incremental Charge - Manual Svc Order vs. Electronic-Disc Add'l	
								Nonrecurring			Nonrecurring Disconnect	OSS Rates(\$)					
							Rec	First	Add'l	First	Add'l	SOME C	SOMAN	SOMAN	SOMAN	SOMAN	
		Interoffice Channel - Dedicated Transport - DS1 - Facility Termination per month			U1TD1	U1TF1	77.86	112.40	76.27	19.55	14.99			20.35	21.09	9.80	10.54
		Interoffice Channel - Dedicated Transport - DS3 - Per Mile per month			U1TD3	1L5XX	2.34										
		Interoffice Channel - Dedicated Transport - DS3 - Facility Termination per month			U1TD3	U1TF3	848.99	395.29	176.56	109.04	105.91			36.84	36.84	19.01	19.01
		Interoffice Channel - Dedicated Transport - STS-1 - Per Mile per month			U1TS1	1L5XX	2.34										
		Interoffice Channel - Dedicated Transport - STS-1 - Facility Termination per month			U1TS1	U1TFS	849.30	395.29	176.56	109.04	105.91			36.84	36.84	19.01	19.01
LOCAL CHANNEL - DEDICATED TRANSPORT																	
NOTE: LOCAL CHANNEL DEDICATED TRANSPORT - minimum billing period - below DS3=one month, DS3/STS-1=four months																	
		Local Channel - Dedicated - 2-Wire Voice Grade per month - Zone 1		1	ULDVX	ULDV2	17.18	199.33	24.16	54.81	4.80						
		Local Channel - Dedicated - 2-Wire Voice Grade per month - Zone 2		2	ULDVX	ULDV2	22.44	199.33	24.16	54.81	4.80						
		Local Channel - Dedicated - 2-Wire Voice Grade per month - Zone 3		3	UNDVX	ULDV2	29.34	199.33	24.16	54.81	4.80						
		Local Channel - Dedicated - 2-Wire Voice Grade Rev Bat per month			ULDVX	ULDR2								20.35	21.09	9.80	10.54
		Local Channel - Dedicated - 2-Wire Voice Grade Rev. Bat. Per month - Zone 1		1	ULDVX	ULDR2	17.18	199.33	24.16	54.81	4.80						
		Local Channel - Dedicated - 2-Wire Voice Grade Rev. Bat. Per Month - Zone 2		2	ULDVX	ULDR2	22.44	199.33	24.16	54.81	4.80						
		Local Channel - Dedicated - 2-Wire Voice Grade Rev. Bat. Per Month - Zone 3		3	ULDVX	ULDR2	29.34	199.33	24.16	54.81	4.80						
		Local Channel - Dedicated - 4-Wire Voice Grade per month - Zone 1		1	UNDVX	ULDV4	18.18	201.53	24.83	55.52	5.51						
		Local Channel - Dedicated - 4-Wire Voice Grade per month - Zone 2		2	UNDVX	ULDV4	23.74	201.53	24.83	55.52	5.51						
		Local Channel - Dedicated - 4-Wire Voice Grade per month - Zone 3		3	UNDVX	ULDV4	31.05	201.53	24.83	55.52	5.51						
		Local Channel - Dedicated - DS1 per month - Zone 1		1	ULDD1	ULDF1	36.24	277.35	233.26	33.18	22.30						
		Local Channel - Dedicated - DS1 per month - Zone 2		2	ULDD1	ULDF1	47.33	277.35	233.26	33.18	22.30						
		Local Channel - Dedicated - DS1 per month - Zone 3		3	ULDD1	ULDF1	61.89	277.35	233.26	33.18	22.30						
		Local Channel - Dedicated - DS3 - Per Mile per month			ULDD3	1L5NC	7.15										
		Local Channel - Dedicated - DS3 - Facility Termination per month			ULDD3	ULDF3	611.30	595.37	304.50	215.82	151.15			36.84	36.84	19.01	19.01
		Local Channel - Dedicated - STS-1 - Per Mile per month			ULDS1	1L5NC	7.15										
		Local Channel - Dedicated - STS-1 - Facility Termination per month			ULDS1	ULDFS	599.59	588.07	297.20	215.82	151.15			20.35	21.09	9.80	10.54
MULTIPLXERS																	
		Channelization - DS1 to DS0 Channel System			UXTD1	MQ1	80.77	141.67	77.11	14.51	13.46			20.35	9.80	11.49	1.18
		OCU-DP COCI (data) - DS1 to DS0 Channel System - per month (2.4-64kbs)			UDL	1D1DD	1.82	6.07	4.66					20.35	9.80	11.49	1.18
		2-wire ISDN COCI (BRITE) - DS1 to DS0 Channel Systsem - per month			UDN	UC1CA	3.10	6.07	4.66					20.35	9.80	11.49	1.18
		Voice Grade COCI - DS1 to DS0 Channel System - per month			UEA	1D1VG	0.91	6.07	4.66					20.35	9.80	11.49	1.18
		DS3 to DS1 Channel System per month			UXTD3	MQ3	222.98	308.03	108.47	44.47	42.62			20.35	9.80	11.49	1.18
		STS1 to DS1 Channel System per month			UXTS1	MQ3	222.98	308.03	108.47	44.47	42.62			20.35	21.09	9.80	9.80
		DS3 Interface Unit (DS1 COCI) used with Loop per month			USL	UC1D1	17.58	6.07	4.66					20.35	9.80	11.49	1.18
		DS3 Interface Unit (DS1 COCI) used with Local Channel per month			ULDD1	UC1D1		6.07	4.66					20.35	9.80	11.49	1.18
		DS3 Interface Unit (DS1 COCI) used with Interoffice Channel per month			U1TD1	UC1D1		6.07	4.66					20.35	9.80	11.49	1.18
DARK FIBER																	
		Dark Fiber, Four Fiber Strands, Per Route Mile or Fraction Thereof per month - Local Channel			UDF	1L5DC	58.83										
		NRC Dark Fiber - Local Channel			UDF	UDFC4		1,121.00	153.19	580.26	357.17			20.35	21.09	9.80	10.54

UNBUNDLED NETWORK ELEMENTS - Tennessee												Attachment: 2		Exhibit: B			
CATEGORY		RATE ELEMENTS		Interim	Zone	BCS	USOC	RATES(\$)				Svc Order Submitted Elec per LSR	Svc Order Submitted Manually per LSR	Incremental Charge - Manual Svc Order vs. Electronic-1st	Incremental Charge - Manual Svc Order vs. Electronic-Add'l	Incremental Charge - Manual Svc Order vs. Electronic-Disc 1st	Incremental Charge - Manual Svc Order vs. Electronic-Disc Add'l
													OSS Rates(\$)				
								Rec	First	Add'l	First	Add'l	SOME C	SOMAN	SOMAN	SOMAN	SOMAN
			Dark Fiber, Four Fiber Strands, Per Route Mile or Fraction Thereof per month - Interoffice Channel			UDF	1L5DF	28.74									
			NRC Dark Fiber - Interoffice Channel			UDF	UDF14		1,121.00	153.19	580.26	357.17			20.35	21.09	9.80
			Dark Fiber, Four Fiber Strands, Per Route Mile or Fraction Thereof per month - Local Loop			UDF	1L5DL	58.83									
			NRC Dark Fiber - Local Loop			UDF	UDFL4		1,121.00	153.19	580.26	357.17			20.35	21.09	9.80
8XX ACCESS TEN DIGIT SCREENING																	
			8XX Access Ten Digit Screening, Per Call			OHD		0.0005192									
			8XX Access Ten Digit Screening, Reservation Charge Per 8XX Number Reserved			OHD	N8R1X		5.21	0.76					20.35	20.35	13.28
			8XX Access Ten Digit Screening, Per 8XX No. Established W/O POTS Translations			OHD			11.47	1.46	7.34	0.7602			20.35	20.35	13.28
			8XX Access Ten Digit Screening, Per 8XX No. Established With POTS Translations			OHD	N8FTX		11.47	1.46	7.34	0.7602			20.35	20.35	13.28
			8XX Access Ten Digit Screening, Customized Area of Service Per 8XX Number			OHD	N8FCX		4.47	2.24					20.35	20.35	13.28
			8XX Access Ten Digit Screening, Multiple InterLATA CXR Routing Per CXR Requested Per 8XX No.			OHD	N8FMX		5.23	3.00					20.35	20.35	13.28
			8XX Access Ten Digit Screening, Change Charge Per Request			OHD	N8FAX		5.97	0.76					20.35	20.35	13.28
			8XX Access Ten Digit Screening, Call Handling and Destination Features			OHD	N8FDX		4.47						20.35	20.35	13.28
LINE INFORMATION DATA BASE ACCESS (LIDB)																	
			LIDB Common Transport Per Query			OQT		0.0000354									
			LIDB Validation Per Query			OQU		0.0117403									
			LIDB Originating Point Code Establishment or Change			OQT, OQU	NRPBX		49.03						20.35	20.35	13.28
SIGNALING (CCS7)																	
			CCS7 Signaling Termination, Per STP Port			UDB	PT8SX	138.41									
			CCS7 Signaling Usage, Per TCAP Message			UDB		0.0000916									
			CCS7 Signaling Connection, Per link (A link)			UDB	TPP++	17.84	130.84	130.84					20.35	20.35	13.32
			CCS7 Signaling Connection, Per link (B link) (also known as D link)			UDB	TPP++	17.84	130.84	130.84					20.35	20.35	13.32
			CCS7 Signaling Usage, Per ISUP Message			UDB		0.0000373									
			CCS7 Signaling Usage Surrogate, per link per LATA			UDB	STU56	352.30									
			Signaling Point Code, per Originating Point Code Establishment or Change, per STP			UDB	CCAPO		121.77	121.77					20.35	20.35	13.32
CALLING NAME (CNAM) SERVICE																	
			CNAM for DB Owners, Per Query			OQV		0.0010541									
			CNAM for Non DB Owners, Per Query			OQV		0.0010541									
			CNAM (Non-Databs Owner), NRC, applies when using the Character Based User Interface (CHUI)			OQV	CDDCH		595.00	595.00					20.35	20.35	13.28
OPERATOR CALL PROCESSING																	
			Oper. Call Processing - Oper. Provided, Per Min. - Using BST LIDB					1.08									
			Oper. Call Processing - Oper. Provided, Per Min. - Using Foreign LIDB					1.13									
			Oper. Call Processing - Fully Automated, per Call - Using BST LIDB					0.1010353									
			Oper. Call Processing - Fully Automated, per Call - Using Foreign LIDB					0.122818									
INWARD OPERATOR SERVICES																	
			Inward Operator Services - Verification, Per Minute					1.03									
			Inward Operator Services - Verification and Emergency Interrupt - Per Minute					1.03									
BRANDING - OPERATOR CALL PROCESSING																	
			Recording of Custom Branded OA Announcement				CBAOS		1,555.00	1,553.00	7.03	7.03			19.99	19.99	19.99
			Loading of Custom Branded OA Announcement per shelf/NAV				CBAOL		240.71	240.71					19.99	19.99	
			Unbranding via OLNS for UNEP CLEC														
			Loading of OA per OCN (Regional)						1,200.00	1,200.00							
DIRECTORY ASSISTANCE SERVICES																	

UNBUNDLED NETWORK ELEMENTS - Tennessee

CATEGORY	RATE ELEMENTS	Interim	Zone	BCS	USOC	RATES(\$)					Svc Order Submitted Elec per LSR	Svc Order Submitted Manually per LSR	Incremental Charge - Manual Svc Order vs. Electronic-1st	Incremental Charge - Manual Svc Order vs. Electronic-Add'l	Incremental Charge - Manual Svc Order vs. Electronic-Disc 1st	Incremental Charge - Manual Svc Order vs. Electronic-Disc Add'l		
							Nonrecurring		Nonrecurring Disconnect	OSS Rates(\$)								
						Rec	First	Add'l	First	Add'l	SOME C	SOMAN	SOMAN	SOMAN	SOMAN	SOMAN		
	DIRECTORY ASSISTANCE ACCESS SERVICE																	
	Directory Assistance Access Service Calls, Charge Per Call					0.2286787												
	DIRECTORY ASSISTANCE CALL COMPLETION ACCESS SERVICE (DACC)																	
	Directory Assistance Call Completion Access Service (DACC), Per Call Attempt					0.0364771												
	NUMBER SERVICES INTERCEPT ACCESS SERVICE																	
	Number Services Intercept Per Query					0.017793												
	DIRECTORY TRANSPORT (DT)																	
	DT-Local Channel DS1					40.99	277.35	233.26	33.18	22.30								
	DT-DS1 Level Interoffice per mile					0.3562												
	DT-DS1 Level Interoffice per facility termination					77.86	112.40	76.27	19.55	14.99								
	SWA Common Transport per Directory Assistance Access Service Per Call					0.000271												
	SWA Common Transport per Directory Assistance Access Service Per Call Per Mile					0.0000165												
	Access Tandem Switching Per Directory Assistance Access Service Per Call					0.0001875												
	DT- Directory Assistance Interconnection Per Directory Assistance Service Call					0.00												
	DT-Installation NRC, Per Trunk or Signaling Connection						204.62	4.43	136.09	4.43								
	DT Local Channel DS1-Incremental Cost-Manual Svc Order vs Electronic						45.68	1.76	21.75	1.76								
	DT Interoffice DS1-Incremental Cost-Manual Svc Order vs Electronic						20.35	21.09	9.80	10.54								
	DIRECTORY ASSISTANCE SERVICES																	
	DIRECTORY ASSISTANCE DATA BASE SERVICE (DADS)																	
	Directory Assistance Data Base Service Charge Per Listing					0.0485												
	Directory Assistance Data Base Service, per month				DBSOF	104.13												
	BRANDING - DIRECTORY ASSISTANCE																	
	Facility Based CLEC																	
	Recording and Provisioning of DA Custom Branded Announcement			AMT	CBADA	1,555.00	1,553.00	7.03	7.03									
	Loading of Custom Branded Announcement per DRAM Card/Switch			AMT	CBADC	240.71	240.71											
	UNEP CLEC																	
	Recording of DA Custom Branded Announcement					1,555.00	1,553.00	7.03	7.03									
	Loading of DA Custom Branded Announcement per DRAM Card/Switch per OCN					240.71	240.71											
	Unbranding via OLNS for UNEP CLEC																	
	Loading of DA per OCN (1 OCN per Order)					420.00	420.00											
	Loading of DA per Switch per OCN					16.00	16.00											
	SELECTIVE ROUTING																	
	Selective Routing Per Unique Line Class Code Per Request Per Switch				USRCR	179.60	179.60					20.35	20.35					
	VIRTUAL COLLOCATION																	
	Virtual Collocation - Application Cost			AMTFS	EAF	2,633.00	2,633.00											
	Virtual Collocation - Cable Installation Cost, per cable			AMTFS	ESPCX	1,749.00	1,749.00											
	Virtual Collocation - Floor Space, per sq ft			AMTFS	ESPVX	3.91												
	Virtual Collocation - Power, per breaker amp			AMTFS	ESPAX	6.79												
	Virtual Collocation - Cable Support Structure, per entrance cable			AMTFS	ESPSX	17.87												
	Virtual Collocation - 2-wire Cross Connects (loop)			UEANL,UEA,UDN,UDC,UAL,UHL,UCL,UEQ,AMTFS,UDL,UNCVX,UNCDX,UNCNX	UEAC2	0.57	11.62	9.90	10.38	8.66		2.07	2.81	0.67	1.41			

UNBUNDLED NETWORK ELEMENTS - Tennessee													Attachment: 2		Exhibit: B				
CATEGORY		RATE ELEMENTS		Interim	Zone	BCS	USOC	RATES(\$)					Svc Order Submitted Elec per LSR	Svc Order Submitted Manually per LSR	Incremental Charge - Manual Svc Order vs. Electronic-1st	Incremental Charge - Manual Svc Order vs. Electronic-Add'l	Incremental Charge - Manual Svc Order vs. Electronic-Disc 1st	Incremental Charge - Manual Svc Order vs. Electronic-Disc Add'l	
									Nonrecurring			Nonrecurring	Disconnect	OSS Rates(\$)					
								Rec	First	Add'l		First	Add'l	SOME C	SOMAN	SOMAN	SOMAN	SOMAN	SOMAN
			Virtual Collocation - 4-wire Cross Connects (loop)			UEA,UHL,UCL,UDL,AMTFS,UAL,UDN,UNCVX,UNCDX	UEAC4	0.57	11.81	10.04		10.44	8.67			2.07	2.81	0.67	1.41
			Virtual Collocation - 2-Fiber Cross Connects			AMTFS,UDL12,UDLO3,U1T48,U1T12,U1T03,ULDO3,ULD12,ULD48,UDF	CNC2F	3.03	41.56	29.82		12.96	10.34			2.69	2.69	1.56	1.56
			Virtual Collocation - 4-Fiber Cross Connects			AMTFS,UDL12,UDLO3,U1T48,U1T12,U1T03,ULDO3,ULD12,ULD48,UDF	CNC4F	6.06	50.53	38.78		16.97	14.35			2.69	2.69	1.56	1.56
			Virtual collocation - DS1 Cross Connects			USL,ULC,AMTFS,ULR,UXTD1,UNC1X,ULDD1,U1TD1,USLEL,UNLD1	CNC1X	1.32	32.22	17.76		10.46	8.75			2.07	2.81	0.67	1.41
			Virtual collocation - DS3 Cross Connects			USL,ULC,AMTFS,U E3,U1TD3,UXTS1,UXTD3,UNC3X,UNCSX,ULDD3,U1TS1,ULDS1,UDLSX,UNLD3	CND3X	12.32	29.97	16.30		12.03	8.99			2.07	2.81	0.67	1.41
			Virtual Collocation - Co-Carrier Cross Connects - Fiber Cable Support Structure, per linear foot			AMTFS	VE1CB	0.0031											
			Virtual Collocation - Co-Carrier Cross Connects - Copper/Coax Cable Support Structure, per linear ft			AMTFS	VE1CD	0.0045											
			Virtual Collocation - Co-Carrier Cross Connects - Fiber Cable Support Structure, per cable			AMTFS	VE1CC		555.03										
			Virtual Collocation - Co-Carrier Cross Connects - Copper/Coax Cable Support Structure, per cable			AMTFS	VE1CE		555.03										
			Virtual collocation - Security Escort - Basic, per half hour			AMTFS	SPTBX		33.15	20.44									
			Virtual collocation - Security Escort - Overtime, per half hour			AMTFS	SPTOX		41.50	25.61									
			Virtual collocation - Security Escort - Premium, per half hour			AMTFS	SPTPX		49.86	30.79									
			Virtual collocation - Maintenance in CO - Basic, per half hour			AMTFS	CTRLX		30.64	30.64									
			Virtual collocation - Maintenance in CO - Overtime, per half hour			AMTFS	SPTOM		35.77	35.77									
			Virtual collocation - Maintenance in CO - Premium per half hour			AMTFS	SPTPM		40.90	40.90									
VIRTUAL COLLOCATION																			
			Virtual Collocation - 2-wire Cross Connect, Exchange Port 2-Wire Analog - Res			UEPSR	VE1R2	0.30	19.20	19.20						20.35	10.54	13.32	1.40
			Virtual Collocation - 2-Wire Cross Connect, Exchange Port 2-Wire Line Side PBX Trunk - Bus			UEPSP	VE1R2	0.30	19.20	19.20						20.35	10.54	13.32	1.40
			Virtual Collocation 2-Wire Cross Connect, Exchange Port 2-Wire Voice Grade PBX Trunk - Res			UEPSE	VE1R2	0.30	19.20	19.20						20.35	10.54	13.32	1.40
			Virtual Collocation 2-Wire Cross Connect, Exchange Port 2-Wire Analog Bus			UEPSB	VE1R2	0.30	19.20	19.20						20.35	10.54	13.32	1.40
			Virtual Collocation 2-Wire Cross Connect, Exchange Port 2-Wire ISDN			UEPSX	VE1R2	0.30	19.20	19.20						20.35	10.54	13.32	1.40
			Virtual Collocation 2-Wire Cross Connect, Exchange Port 2-Wire ISDN			UEPTX	VE1R2	0.30	19.20	19.20						20.35	10.54	13.32	1.40
			Virtual Collocation 4-Wire Cross Connect, Exchange Port 4-Wire ISDN DS1			UEPEX	VE1R4	0.50	19.20	19.20						20.35	10.54	13.32	1.40
VIRTUAL COLLOCATION																			
			Virtual Collocation-2 Wire Cross Connects (Loop) for Line Splitting			UEPSR,UEPSB	VE1LS	0.57	11.62	9.90		10.38	8.66			19.99	19.99	19.99	19.99

UNBUNDLED NETWORK ELEMENTS - Tennessee

CATEGORY	RATE ELEMENTS		Interim	Zone	BCS	USOC	RATES(\$)				Svc Order Submitted Elec per LSR	Svc Order Submitted Manually per LSR	Incremental Charge - Manual Svc Order vs. Electronic-1st	Incremental Charge - Manual Svc Order vs. Electronic-Add'l	Incremental Charge - Manual Svc Order vs. Electronic-Disc 1st	Incremental Charge - Manual Svc Order vs. Electronic-Disc Add'l	
								Nonrecurring		Nonrecurring Disconnect	OSS Rates(\$)						
							Rec	First	Add'l	First	Add'l	SOME C	SOMAN	SOMAN	SOMAN	SOMAN	SOMAN
AIN SELECTIVE CARRIER ROUTING																	
		Regional Service Establishment			SRC	SRCEC		190,638.00						20.35			
		End Office Establishment			SRC	SRCEO		317.55	317.55	3.19	3.19			20.35	20.35	13.28	13.28
		Line/Port NRC, per end user			SRC	SRCLP											
		Query NRC, per query			SRC		0.0206047										
AIN - BELL SOUTH AIN SMS ACCESS SERVICE																	
		AIN SMS Access Service - Service Establishment, Per State, Initial Setup			A1N	CAMSE		135.56	135.56					20.35	20.35	13.28	13.28
		AIN SMS Access Service - Port Connection - Dial/Shared Access			A1N	CAMDP		41.75	41.75					20.35	20.35	13.28	13.28
		AIN SMS Access Service - Port Connection - ISDN Access			A1N	CAM1P		41.75	41.75					20.35	20.35	13.28	13.28
		AIN SMS Access Service - User Identification Codes - Per User ID Code			A1N	CAMAU		96.63	96.63					20.35	20.35	13.28	13.28
		AIN SMS Access Service - Security Card, Per User ID Code, Initial or Replacement			A1N	CAMRC		113.67	113.67					20.35	20.35	13.28	13.28
		AIN SMS Access Service - Storage, Per Unit (100 Kilobytes)					0.0024										
		AIN SMS Access Service - Session, Per Minute					0.0820123										
		AIN SMS Access Service - Company Performed Session, Per Minute					2.27										
AIN - BELL SOUTH AIN TOOLKIT SERVICE																	
		AIN Toolkit Service - Service Establishment Charge, Per State, Initial Setup			CAM	BAPSC		132.04	132.04					20.35	20.35	13.28	13.28
		AIN Toolkit Service - Training Session, Per Customer				BAPVX		7,915.00	7,915.00					20.35	20.35	13.28	13.28
		AIN Toolkit Service - Trigger Access Charge, Per Trigger, Per DN, Term, Attempt				BAPTT		31.21	31.21					20.35	20.35	13.28	13.28
		AIN Toolkit Service - Trigger Access Charge, Per Trigger, Per DN, Off-Hook Delay				BAPTD		31.21	31.21					20.35	20.35	13.28	13.28
		AIN Toolkit Service - Trigger Access Charge, Per Trigger, Per DN, Off-Hook Immediate				BAPTM		31.21	31.21					20.35	20.35	13.28	13.28
		AIN Toolkit Service - Trigger Access Charge, Per Trigger, Per DN, 10-Digit PODP				BAPTO		85.24	85.24					20.35	20.35	13.28	13.28
		AIN Toolkit Service - Trigger Access Charge, Per Trigger, Per DN, CDP				BAPTC		85.24	85.24					20.35	20.35	13.28	13.28
		AIN Toolkit Service - Trigger Access Charge, Per Trigger, Per DN, Feature Code				BAPTF		85.24	85.24					20.35	20.35	13.28	13.28
		AIN Toolkit Service - Query Charge, Per Query					0.0211882										
		AIN Toolkit Service - Type 1 Node Charge, Per AIN Toolkit Subscription, Per Node, Per Query					0.0054774										
		AIN Toolkit Service - SCP Storage Charge, Per SMS Access Account, Per 100 Kilobytes					1.50										
		AIN Toolkit Service - Monthly report - Per AIN Toolkit Service Subscription			CAM	BAPMS	17.43	33.52	33.52					20.35	20.35	13.28	13.28
		AIN Toolkit Service - Special Study - Per AIN Toolkit Service Subscription			CAM	BAPLS	0.1321116	36.23	36.23					20.35	20.35	13.28	13.28
		AIN Toolkit Service - Call Event Report - Per AIN Toolkit Service Subscription			CAM	BAPDS	17.35	33.52	33.52					20.35	20.35	13.28	13.28
		AIN Toolkit Service - Call Event Special Study - Per AIN Toolkit Service Subscription			CAM	BAPES	0.0511435	36.23	36.23					20.35	20.35	13.28	13.28
ENHANCED EXTENDED LINK (EELs)																	
NOTE: New EELs available in GA, TN, KY, LA, MS, & SC and density zone 1 of following MSAs: Orlando, FL; Miami, FL; Ft. Lauderdale, FL;																	
NOTE: Charlotte-Gastonia-Rockhill, NC; Greensboro-Winston Salem-High Point, NC. Use all rates below except Switch As Is Charge.																	
NOTE: In all states, EEL network elements shown below also apply to currently combined facilities which are converted to UNE rates. A Switch As Is Charge applies to currently combined facilities converted to UNEs.(Non-recurring rates do not apply.)																	
NOTE: In GA, TN, KY, LA, MS & SC the EEL network elements apply to ordinarily combined network elements.(No Switch As Is Charge.)																	
2-WIRE VOICE GRADE EXTENDED LOOP WITH DEDICATED DS1 INTEROFFICE TRANSPORT (EEL)																	
		First 2-Wire VG Loop(SL2) in a DS1 Interofficed Transport Combination - Zone 1		1	UNCVX	UEAL2	16.56	108.76	35.47	72.94	10.86			20.35	21.09	9.80	10.54
		First 2-Wire VG Grade Loop(SL2) in a DS1 Interofficed Transport Combination - Zone 2		2	UNCVX	UEAL2	21.63	108.76	35.47	72.94	10.86			20.35	21.09	9.80	10.54

UNBUNDLED NETWORK ELEMENTS - Tennessee

CATEGORY	RATE ELEMENTS	Interim	Zone	BCS	USOC	RATES(\$)					Svc Order Submitted Elec per LSR	Svc Order Submitted Manually per LSR	Attachment: 2		Exhibit: B	
													Incremental Charge - Manual Svc Order vs. Electronic-1st	Incremental Charge - Manual Svc Order vs. Electronic-Add'l	Incremental Charge - Manual Svc Order vs. Electronic-Disc 1st	Incremental Charge - Manual Svc Order vs. Electronic-Disc Add'l
						Rec	Nonrecurring First	Add'l	Nonrecurring Disconnect First	Add'l	SOMEc	SOMAN	OSS Rates(\$)			
	First 2-Wire VG Grade Loop(SL2) in a DS1 Interoffice Transport Combination - Zone 3		3	UNCVX	UEAL2	28.28	108.76	35.47	72.94	10.86			20.35	21.09	9.80	10.54
	Interoffice Transport - Dedicated - DS1 combination - Per Mile per month			UNC1X	1L5XX	0.3562										
	Interoffice Transport - Dedicated - DS1 combination - Facility Termination per month			UNC1X	U1TF1	77.86	171.24	113.12	70.07	30.90			20.35	21.09	9.80	10.54
	DS1 Channelization System Per Month			UNC1X	MQ1	80.77	105.76	14.48	3.04	2.74						
	Voice Grade COCI - DS1 To DS0 Interface - Per Month			UNCVX	1D1VG	0.91	5.70	4.42								
	Each Additional 2-Wire VG Loop(SL 2) in the same DS1 Interoffice Transport Combination - Zone 1		1	UNCVX	UEAL2	16.56	108.76	35.47	72.94	10.86			20.35	21.09	9.80	10.54
	Each Additional 2-Wire VG Loop(SL2) in the same DS1 Interoffice Transport Combination - Zone 2		2	UNCVX	UEAL2	21.63	108.76	35.47	72.94	10.86			20.35	21.09	9.80	10.54
	Each Additional 2-Wire VG Loop(SL2) in the same DS1 Interoffice Transport Combination - Zone 3		3	UNCVX	UEAL2	28.28	108.76	35.47	72.94	10.86			20.35	21.09	9.80	10.54
	Voice Grade COCI - DS1 to DS0 Channel System combination - per month			UNCVX	1D1VG	0.91	5.70	4.42								
	Nonrecurring Currently Combined Network Elements Switch -As-Is Charge			UNC1X	UNCCC		52.73	24.62	9.12	9.12			20.35	21.09	9.80	10.54
4-WIRE VOICE GRADE EXTENDED LOOP WITH DEDICATED DS1 INTEROFFICE TRANSPORT (EEL)																
	First 4-Wire Analog Voice Grade Loop in a DS1 Interoffice Transport Combination - Zone 1		1	UNCVX	UEAL4	24.70	108.76	35.47	72.94	10.86			20.35	21.09	9.80	10.54
	First 4-Wire Analog Voice Grade Loop in a DS1 Interoffice Transport Combination - Zone 2		2	UNCVX	UEAL4	32.26	108.76	35.47	72.94	10.86			20.35	21.09	9.80	10.54
	First 4-Wire Analog Voice Grade Loop in a DS1 Interoffice Transport Combination - Zone 3		3	UNCVX	UEAL4	42.18	108.76	35.47	72.94	10.86			20.35	21.09	9.80	10.54
	Interoffice Transport - Dedicated - DS1 combination - Per Mile Per Month			UNC1X	1L5XX	0.3562										
	Interoffice Transport - Dedicated - DS1 - Facility Termination Per Month			UNC1X	U1TF1	77.86	171.24	113.12	70.07	30.90			20.35	21.09	9.80	10.54
	Channelization - Channel System DS1 to DS0 combination Per Month			UNC1X	MQ1	80.77	105.76	14.48	3.04	2.74						
	Voice Grade COCI - DS1 to DS0 Channel System combination - per month			UNCVX	1D1VG	0.91	5.70	4.42								
	Additional 4-Wire Analog Voice Grade Loop in same DS1 Interoffice Transport Combination - Zone 1		1	UNCVX	UEAL4	24.70	108.76	35.47	72.94	10.86			20.35	21.09	9.80	10.54
	Additional 4-Wire Analog Voice Grade Loop in same DS1 Interoffice Transport Combination - Zone 2		2	UNCVX	UEAL4	32.26	108.76	35.47	72.94	10.86			20.35	21.09	9.80	10.54
	Additional 4-Wire Analog Voice Grade Loop in same DS1 Interoffice Transport Combination - Zone 3		3	UNCVX	UEAL4	42.18	108.76	35.47	72.94	10.86			20.35	21.09	9.80	10.54
	Voice Grade COCI - DS1 to DS0 Channel System combination - per month			UNCVX	1D1VG	0.91	5.70	4.42								
	Nonrecurring Currently Combined Network Elements Switch -As-Is Charge			UNC1X	UNCCC		52.73	24.62	9.12	9.12			20.35	21.09	9.80	10.54
4-WIRE 56 KBPS EXTENDED DIGITAL LOOP WITH DEDICATED DS1 INTEROFFICE TRANSPORT (EEL)																
	First 4-Wire 56Kbps Digital Grade Loop in a DS1 Interoffice Transport Combination - Zone 1		1	UNCDX	UDL56	31.10	108.76	35.47	72.94	10.86			20.35	21.09	9.80	10.54
	First 4-wire 56Kbps Digital Grade Loop in a DS1 Interoffice Transport Combination - Zone 2		2	UNCDX	UDL56	40.61	108.76	35.47	72.94	10.86			20.35	21.09	9.80	10.54
	First 4-Wire 56Kbps Digital Grade Loop in a DS1 Interoffice Transport Combination - Zone 3		3	UNCDX	UDL56	53.11	108.76	35.47	72.94	10.86			20.35	21.09	9.80	10.54
	Interoffice Transport - Dedicated - DS1 combination - Per Mile Per Month			UNC1X	1L5XX	0.3562										
	Interoffice Transport - Dedicated - DS1 - combination Facility Termination Per Month			UNC1X	U1TF1	77.86	171.24	113.12	70.07	30.90			20.35	21.09	9.80	10.54
	Channelization - Channel System DS1 to DS0 combination Per Month			UNC1X	MQ1	80.77	105.76	14.48	3.04	2.74						
	OCU-DP COCI (data) - DS1 to DS0 Channel System - per month (2.4-64kbs)			UNCDX	1D1DD	0.91	5.70	4.42								

UNBUNDLED NETWORK ELEMENTS - Tennessee												Attachment: 2		Exhibit: B				
CATEGORY		RATE ELEMENTS		Interim	Zone	BCS	USOC	RATES(\$)					Svc Order Submitted Elec per LSR	Svc Order Submitted Manually per LSR	Incremental Charge - Manual Svc Order vs. Electronic-1st	Incremental Charge - Manual Svc Order vs. Electronic-Add'l	Incremental Charge - Manual Svc Order vs. Electronic-Disc 1st	Incremental Charge - Manual Svc Order vs. Electronic-Disc Add'l
													OSS Rates(\$)					
								Rec	First	Add'l	First	Add'l	SOME C	SOMAN	SOMAN	SOMAN	SOMAN	
			Additional 4-Wire 56Kbps Digital Grade Loop in same DS1 Interoffice Transport Combination - Zone 1		1	UNCDX	UDL56	31.10	108.76	35.47	72.94	10.86			20.35	21.09	9.80	10.54
			Additional 4-Wire 56Kbps Digital Grade Loop in same DS1 Interoffice Transport Combination - Zone 2		2	UNCDX	UDL56	40.61	108.76	35.47	72.94	10.86			20.35	21.09	9.80	10.54
			Additional 4-Wire 56Kbps Digital Grade Loop in same DS1 Interoffice Transport Combination - Zone 3		3	UNCDX	UDL56	53.11	108.76	35.47	72.94	10.86			20.35	21.09	9.80	10.54
			OCU-DP COCI (data) - DS1 to DS0 Channel System - combination per month (2.4-64kbs)			UNCDX	1D1DD	0.91	5.70	4.42								
			Nonrecurring Currently Combined Network Elements Switch -As-Is Charge			UNC1X	UNCCC		52.73	24.62	9.12	9.12			20.35	21.09	9.80	10.54
4-WIRE 64 KBPS EXTENDED DIGITAL LOOP WITH DEDICATED DS1 INTEROFFICE TRANSPORT (EEL)																		
			First 4-Wire 64Kbps Digital Grade Loop in a DS1 Interoffice Transport Combination - Zone 1		1	UNCDX	UDL64	31.10	108.76	35.47	72.94	10.86			20.35	21.09	9.80	10.54
			First 4-Wire 64Kbps Digital Grade Loop in a DS1 Interoffice Transport Combination - Zone 2		2	UNCDX	UDL64	40.61	108.76	35.47	72.94	10.86			20.35	21.09	9.80	10.54
			First 4-Wire 64Kbps Digital Grade Loop in a DS1 Interoffice Transport Combination - Zone 3		3	UNCDX	UDL64	53.11	108.76	35.47	72.94	10.86			20.35	21.09	9.80	10.54
			Interoffice Transport - Dedicated - DS1 combination - Per Mile Per Month			UNC1X	1L5XX	0.3562										
			Interoffice Transport - Dedicated - DS1 combination - Facility Termination Per Month			UNC1X	U1TF1	77.86	171.24	113.12	70.07	30.90			20.35	21.09	9.80	10.54
			Channelization - Channel System DS1 to DS0 combination Per Month			UNC1X	MQ1	80.77	105.76	14.48	3.04	2.74			20.35	21.09	9.80	10.54
			OCU-DP COCI (data) - DS1 to DS0 Channel System combination - per month (2.4-64kbs)			UNCDX	1D1DD	0.91	5.70	4.42								
			Additional 4-Wire 64Kbps Digital Grade Loop in same DS1 Interoffice Transport Combination - Zone 1		1	UNCDX	UDL64	31.10	108.76	35.47	72.94	10.86			20.35	21.09	9.80	10.54
			Additional 4-Wire 64Kbps Digital Grade Loop in same DS1 Interoffice Transport Combination - Zone 2		2	UNCDX	UDL64	40.61	108.76	35.47	72.94	10.86			20.35	21.09	9.80	10.54
			Additional 4-Wire 64Kbps Digital Grade Loop in same DS1 Interoffice Transport Combination - Zone 3		3	UNCDX	UDL64	53.11	108.76	35.47	72.94	10.86			20.35	21.09	9.80	10.54
			OCU-DP COCI (data) - DS1 to DS0 Channel System combination - per month (2.4-64kbs)			UNCDX	1D1DD	0.91	5.70	4.42								
			Nonrecurring Currently Combined Network Elements Switch -As-Is Charge			UNC1X	UNCCC		52.73	24.62	9.12	9.12			20.35	21.09	9.80	10.54
4-WIRE DS1 DIGITAL EXTENDED LOOP WITH DEDICATED DS1 INTEROFFICE TRANSPORT (EEL)																		
			4-Wire DS1 Digital Loop in Combination with DS1 Interoffice Transport - Zone 1		1	UNC1X	USLXX	57.73	228.40	161.74	79.87	24.88			20.35	21.09	9.80	10.54
			4-Wire DS1 Digital Loop in Combination with DS1 Interoffice Transport - Zone 2		2	UNC1X	USLXX	75.40	228.40	161.74	79.87	24.88			20.35	21.09	9.80	10.54
			4-Wire DS1 Digital Loop in Combination with DS1 Interoffice Transport - Zone 3		3	UNC1X	USLXX	98.59	228.40	161.74	79.87	24.88			20.35	21.09	9.80	10.54
			Interoffice Transport - Dedicated - DS1 combination - Per Mile Per Month			UNC1X	1L5XX	0.3562										
			Interoffice Transport - Dedicated - DS1 combination - Facility Termination Per Month			UNC1X	U1TF1	77.86	171.24	113.12	70.07	30.90			20.35	21.09	9.80	10.54
			Nonrecurring Currently Combined Network Elements Switch -As-Is Charge			UNC1X	UNCCC		52.73	24.62	9.12	9.12			20.35	21.09	9.80	10.54
4-WIRE DS1 DIGITAL EXTENDED LOOP WITH DEDICATED DS3 INTEROFFICE TRANSPORT (EEL)																		
			First DS1 Loop in DS3 Interoffice Transport Combination - Zone 1		1	UNC1X	USLXX	57.73	228.40	161.74	79.87	24.88			20.35	21.09	9.80	10.54
			First DS1 Loop in DS3 Interoffice Transport Combination - Zone 2		2	UNC1X	USLXX	75.40	228.40	161.74	79.87	24.88			20.35	21.09	9.80	10.54
			First DS1 Loop in DS3 Interoffice Transport Combination - Zone 3		3	UNC1X	USLXX	98.59	228.40	161.74	79.87	24.88			20.35	21.09	9.80	10.54
			Interoffice Transport - Dedicated - DS3 combination - Per Mile Per Month			UNC3X	1L5XX	2.34										
			Interoffice Transport - Dedicated - DS3 - Facility Termination per month			UNC3X	U1TF3	854.97	482.01	153.81	64.43	35.43			20.35	21.09	9.80	10.54

UNBUNDLED NETWORK ELEMENTS - Tennessee

CATEGORY	RATE ELEMENTS	Interim	Zone	BCS	USOC	RATES(\$)					Svc Order Submitted Elec per LSR	Svc Order Submitted Manually per LSR	Attachment: 2		Exhibit: B	
						Rec	Nonrecurring First	Add'l	Nonrecurring First	Disconnect Add'l			Incremental Charge - Manual Svc Order vs. Electronic-1st	Incremental Charge - Manual Svc Order vs. Electronic-Add'l	Incremental Charge - Manual Svc Order vs. Electronic-Disc 1st	Incremental Charge - Manual Svc Order vs. Electronic-Disc Add'l
													OSS Rates(\$)			
													SOMEc	SOMAN	SOMAN	SOMAN
	DS3 to DS1 Channel System combination per month			UNC3X	MQ3	222.98	156.02	49.41	17.12	6.77						
	DS3 Interface Unit (DS1 COCI) combination per month			UNC1X	UC1D1	17.58	5.70	4.42								
	Additional DS1 Loop in DS3 Interoffice Transport Combination - Zone 1		1	UNC1X	USLXX	57.73	228.40	161.74	79.87	24.88			20.35	21.09	9.80	10.54
	Additional DS1 Loop in DS3 Interoffice Transport Combination - Zone 2		2	UNC1X	USLXX	75.40	228.40	161.74	79.87	24.88			20.35	21.09	9.80	10.54
	Additional DS1 Loop in DS3 Interoffice Transport Combination - Zone 3		3	UNC1X	USLXX	98.59	228.40	161.74	79.87	24.88			20.35	21.09	9.80	10.54
	DS3 Interface Unit (DS1 COCI) combination per month			UNC1X	UC1D1	17.58	5.70	4.42								
	Nonrecurring Currently Combined Network Elements Switch -As-Is Charge			UNC3X	UNCCC		52.73	24.62	9.12	9.12			20.35	21.09	9.80	10.54
2-WIRE VOICE GRADE EXTENDED LOOP/ 2 WIRE VOICE GRADE INTEROFFICE TRANSPORT (EEL)																
	2-WireVG Loop used with 2-wire VG Interoffice Transport Combination - Zone 1		1	UNCVX	UEAL2	16.56	108.76	35.47	72.94	10.86			20.35	21.09	9.80	10.54
	2-WireVG Loop used with 2-wire VG Interoffice Transport Combination - Zone 2		2	UNCVX	UEAL2	21.63	108.76	35.47	72.94	10.86			20.35	21.09	9.80	10.54
	2-WireVG Loop used with 2-wire VG Interoffice Transport Combination - Zone 3		3	UNCVX	UEAL2	28.28	108.76	35.47	72.94	10.86			20.35	21.09	9.80	10.54
	Interoffice Transport - Dedicated - 2-wire VG combination - Per Mile Per Month			UNCVX	1L5XX	0.0174										
	Interoffice Transport - Dedicated - 2-Wire Voice Grade combination - Facility Termination per month			UNCVX	U1TV2	21.79	79.83	44.08	69.32	31.00			20.35	21.09	9.80	10.54
	Nonrecurring Currently Combined Network Elements Switch -As-Is Charge			UNCVX	UNCCC		52.73	24.62	9.12	9.12			20.35	21.09	9.80	10.54
4-WIRE VOICE GRADE EXTENDED LOOP/ 4 WIRE VOICE GRADE INTEROFFICE TRANSPORT (EEL)																
	4-WireVG Loop used with 4-wire VG Interoffice Transport Combination - Zone 1		1	UNCVX	UEAL4	24.70	108.76	35.47	72.94	10.86			20.35	21.09	9.80	10.54
	4-WireVG Loop used with 4-wire VG Interoffice Transport Combination - Zone 2		2	UNCVX	UEAL4	32.26	108.76	35.47	72.94	10.86			20.35	21.09	9.80	10.54
	4-WireVG Loop used with 4-wire VG Interoffice Transport Combination - Zone 3		3	UNCVX	UEAL4	42.18	108.76	35.47	72.94	10.86			20.35	21.09	9.80	10.54
	Interoffice Transport - Dedicated - 4-wire VG combination - Per Mile Per Month			UNCVX	1L5XX	0.0174										
	Interoffice Transport - Dedicated - 4-Wire Voice Grade combination - Facility Termination per month			UNCVX	U1TV4	27.30	79.83	44.08	69.32	31.00			20.35	21.09	9.80	10.54
	Nonrecurring Currently Combined Network Elements Switch -As-Is Charge			UNCVX	UNCCC		52.73	24.62	9.12	9.12			20.35	21.09	9.80	10.54
DS3 DIGITAL EXTENDED LOOP WITH DEDICATED DS3 INTEROFFICE TRANSPORT (EEL)																
	High Capacity Unbundled Local Loop - DS3 combination - Per Mile per month			UNC3X	1L5ND	9.19										
	High Capacity Unbundled Local Loop - DS3 combination - Facility Termination per month			UNC3X	UE3PX	373.47	240.23	180.87	106.78	45.24			20.35	21.09	9.80	10.54
	Interoffice Transport - Dedicated - DS3 - Per Mile per month			UNC3X	1L5XX	2.34										
	Interoffice Transport - Dedicated - DS3 combination - Facility Termination per month			UNC3X	U1TF3	854.97	482.01	153.81	64.43	35.43			20.35	21.09	9.80	10.54
	Nonrecurring Currently Combined Network Elements Switch -As-Is Charge			UNC3X	UNCCC		52.73	24.62	9.12	9.12			20.35	21.09	9.80	10.54
STS1 DIGITAL EXTENDED LOOP WITH DEDICATED STS1 INTEROFFICE TRANSPORT (EEL)																
	High Capacity Unbundled Local Loop - STS1 combination - Per Mile per month			UNCSX	1L5ND	9.19										
	High Capacity Unbundled Local Loop - STS1 combination - Facility Termination per month			UNCSX	UDLS1	394.56	240.23	180.87	106.78	45.24			20.35	21.09	9.80	10.54
	Interoffice Transport - Dedicated - STS1 combination - Per Mile per month			UNCSX	1L5XX	2.34										
	Interoffice Transport - Dedicated - STS1 combination - Facility Termination per month			UNCSX	U1TFS	849.30	482.01	153.81	64.43	35.43			20.35	21.09	9.80	10.54
	Nonrecurring Currently Combined Network Elements Switch -As-Is Charge			UNCSX	UNCCC		52.73	24.62	9.12	9.12			20.35	21.09	9.80	10.54
2-WIRE ISDN EXTENDED LOOP WITH DS1 INTEROFFICE TRANSPORT (EEL)																

UNBUNDLED NETWORK ELEMENTS - Tennessee												Attachment: 2		Exhibit: B						
CATEGORY	RATE ELEMENTS					Interim	Zone	BCS	USOC	RATES(\$)					Svc Order Submitted Elec per LSR	Svc Order Submitted Manually per LSR	Incremental Charge - Manual Svc Order vs. Electronic-1st	Incremental Charge - Manual Svc Order vs. Electronic-Add'l	Incremental Charge - Manual Svc Order vs. Electronic-Disc 1st	Incremental Charge - Manual Svc Order vs. Electronic-Disc Add'l
																			</	

UNBUNDLED NETWORK ELEMENTS - Tennessee												Attachment: 2		Exhibit: B		
CATEGORY	RATE ELEMENTS	Interim	Zone	BCS	USOC	RATES(\$)					Svc Order Submitted Elec per LSR	Svc Order Submitted Manually per LSR	Incremental Charge - Manual Svc Order vs. Electronic-1st	Incremental Charge - Manual Svc Order vs. Electronic-Add'l	Incremental Charge - Manual Svc Order vs. Electronic-Disc 1st	Incremental Charge - Manual Svc Order vs. Electronic-Disc Add'l
							Nonrecurring			Nonrecurring Disconnect	OSS Rates(\$)					
						Rec	First	Add'l	First	Add'l	SOME C	SOMAN	SOMAN	SOMAN	SOMAN	SOMAN
	4-wire 64 kbps Loop/4-wire 64 kbps Interoffice Transport Combination - Zone 1		1	UNCDX	UDL64	31.10	108.76	35.47	72.94	10.86			20.35	21.09	9.80	10.54
	4-wire 64 kbps Loop/4-wire 64 kbps Interoffice Transport Combination - Zone 2		2	UNCDX	UDL64	40.61	108.76	35.47	72.94	10.86			20.35	21.09	9.80	10.54
	4-wire 64 kbps Loop/4-wire 64 kbps Interoffice Transport Combination - Zone 3		3	UNCDX	UDL64	53.11	108.76	35.47	72.94	10.86			20.35	21.09	9.80	10.54
	Interoffice Transport - Dedicated - 4-wire 64 kbps combination - Per Mile			UNCDX	1L5XX	0.0174										
	Interoffice Transport - Dedicated - 4-wire 64 kbps combination - Facility Termination			UNCDX	U1TD6	21.19	79.83	44.08	69.32	31.00			20.35	21.09	9.80	10.54
	Nonrecurring Currently Combined Network Elements Switch -As-Is Charge			UNCDX	UNCCC		52.73	24.62	9.12	9.12			20.35	21.09	9.80	10.54
ADDITIONAL NETWORK ELEMENTS																
	When used as a part of a currently combined facility, the non-recurring charges do not apply, but a Switch As Is charge does apply.															
	When used as ordinality combined network elements in Georgia, the non-recurring charges apply and the Switch As Is Charge does not.															
	Node (SynchroNet)															
	Nonrecurring Currently Combined Network Elements "Switch As Is" Charge (One applies to each combination)															
	Nonrecurring Currently Combined Network Elements Switch -As-Is Charge - 2 wire/4-Wire VG			UNCVX	UNCCC		52.73	24.62	9.12	9.12			20.35	21.09	9.80	10.54
	Nonrecurring Currently Combined Network Elements Switch -As-Is Charge - 56/64 kbps			UNCDX	UNCCC		52.73	24.62	9.12	9.12			20.35	21.09	9.80	10.54
	Nonrecurring Currently Combined Network Elements Switch -As-Is Charge - DS1			UNC1X	UNCCC		52.73	24.62	9.12	9.12			20.35	21.09	9.80	10.54
	Nonrecurring Currently Combined Network Elements Switch -As-Is Charge - DS3			UNC3X	UNCCC		52.73	24.62	9.12	9.12			20.35	21.09	9.80	10.54
	Nonrecurring Currently Combined Network Elements Switch -As-Is Charge - STS1			UNCSX	UNCCC		52.73	24.62	9.12	9.12			20.35	21.09	9.80	10.54
	NOTE: Local Channel - Dedicated Transport - minimum billing period - Below DS3=one month, DS3 and above=four months															
	Local Channel - Dedicated - 2-Wire Voice Grade Zone 1		1	UNCVX	ULDV2	17.18	108.76	35.47	72.94	10.86			20.35	21.09	9.80	10.54
	Local Channel - Dedicated - 2-Wire Voice Grade Zone 2		2	UNCVX	ULDV2	22.44	108.76	35.47	72.94	10.86			20.35	21.09	9.80	10.54
	Local Channel - Dedicated - 2-Wire Voice Grade Zone 3		3	UNCXV	ULDV2	29.34	108.76	35.47	72.94	10.86			20.35	21.09	9.80	10.54
	Local Channel - Dedicated - 4-Wire Voice Grade Zone 1		1	UNCVX	ULDV4	18.18	108.76	35.47	72.94	10.86			20.35	21.09	9.80	10.54
	Local Channel - Dedicated - 4-Wire Voice Grade Zone 2		2	UNCVX	ULDV4	23.74	108.76	35.47	72.94	10.86			20.35	21.09	9.80	10.54
	Local Channel - Dedicated - 4-Wire Voice Grade Zone 3			UNCXV	ULDV4	31.05	108.76	35.47	72.94	10.86			20.35	21.09	9.80	10.54
	Local Channel - Dedicated - DS1 per month Zone 1		1	UNC1X	ULDF1	36.24	228.40	161.74	79.87	24.88			20.35	21.09	9.80	10.54
	Local Channel - Dedicated - DS1 Per Month Zone 2		2	UNC1X	ULDF1	47.33	228.40	161.74	79.87	24.88			20.35	21.09	9.80	10.54
	Local Channel - Dedicated - DS1- Per Month Zone 3		3	UNC1X	ULDF1	61.89	228.40	161.74	79.87	24.88			20.35	21.09	9.80	10.54
	Local Channel - Dedicated - DS3 - Per Mile per month			UNC3X	1L5NC	7.15										
	Local Channel - Dedicated - DS3 - Facility Termination per month			UNC3X	ULDF3	611.30	240.23	180.87	106.78	45.24			20.35	21.09	9.80	10.54
	Local Channel - Dedicated - STS-1- Per Mile per month			UNCSX	1L5NC	7.15										
	Local Channel - Dedicated - STS-1 - Facility Termination per month			UNCSX	ULDFS	599.59	240.23	180.87	106.78	45.24			20.35	21.09	9.80	10.54
UNBUNDLED LOCAL EXCHANGE SWITCHING(PORTS)																
	Exchange Ports															
	NOTE: Although the Port Rate includes all available features in GA, KY, LA & TN, the desired features will need to be ordered using retail USOCs															
	2-WIRE VOICE GRADE LINE PORT RATES (RES)															
	Exchange Ports - 2-Wire Analog Line Port- Res.			UEPSR	UEPRL	1.89	9.93	9.19	3.66	2.92			20.35	10.54	13.32	1.40
	Exchange Ports - 2-Wire Analog Line Port with Caller ID - Res.			UEPSR	UEPRC	1.89	9.93	9.19	3.66	2.92			20.35	10.54	13.32	1.40
	Exchange Ports - 2-Wire Analog Line Port outgoing only - Res.			UEPSR	UEPRO	1.89	9.93	9.19	3.66	2.92			20.35	10.54	13.32	1.40
	Exchange Ports - 2-Wire VG unbundled TN extended local dialing parity Port with Caller ID - Res.			UEPSR	UEPAQ	1.89	9.93	9.19	3.66	2.92			20.35	10.54	13.32	1.40
	Exchange Ports - 2-Wire VG unbundled Tennessee Area Plus with Caller ID - Res (AC7)			UEPSR	UEPAH	1.89	9.93	9.19	3.66	2.92			20.35	10.54	13.32	1.40
	Exchange Ports - 2-Wire VG unbundled Tennessee Area Calling port with Caller ID - Res (F2R)			UEPSR	UEPAK	1.89	9.93	9.19	3.66	2.92			20.35	10.54	13.32	1.40

UNBUNDLED NETWORK ELEMENTS - Tennessee

CATEGORY		RATE ELEMENTS	Interim	Zone	BCS	USOC	RATES(\$)					Svc Order Submitted Elec per LSR	Svc Order Submitted Manually per LSR	Incremental Charge - Manual Svc Order vs. Electronic-1st	Incremental Charge - Manual Svc Order vs. Electronic-Add'l	Incremental Charge - Manual Svc Order vs. Electronic-Disc 1st	Incremental Charge - Manual Svc Order vs. Electronic-Disc Add'l
							Rec	Nonrecurring First	Add'l	Nonrecurring Disconnect First	Add'l	SOME C	SOMAN	SOMAN	SOMAN	SOMAN	SOMAN
		Exchange Ports - 2-Wire VG unbundled Tennessee Area Calling port with Caller ID - Res (TACER)			UEPSR	UEPAL	1.89	9.93	9.19	3.66	2.92			20.35	10.54	13.32	1.40
		Exchange Ports - 2-Wire VG unbundled Tennessee Area Calling port with Caller ID - Res (TACSR)			UEPSR	UEPAM	1.89	9.93	9.19	3.66	2.92			20.35	10.54	13.32	1.40
		Exchange Ports - 2-Wire VG unbundled Tennessee Area Calling port with Caller ID - Res (1MF2X)			UEPSR	UEPAN	1.89	9.93	9.19	3.66	2.92			20.35	10.54	13.32	1.40
		Exchange Ports - 2-Wire VG unbundled Tennessee Area Calling port with Caller ID - Res (2MR)			UEPSR	UEPAO	1.89	9.93	9.19	3.66	2.92			20.35	10.54	13.32	1.40
		Exchange Ports - 2-Wire VG unbundled res, low usage line port with Caller ID (LUM)			UEPSR	UEPAP	1.89	9.93	9.19	3.66	2.92			20.35	10.54	13.32	1.40
		Subsequent Activity			UEPSR	USASC	0.00	0.00	0.00					20.35	10.54	13.32	1.40
	FEATURES																
		All Available Vertical Features			UEPSR	UEPVF	0.00	0.00	0.00					20.35	10.54	13.32	1.40
	2-WIRE VOICE GRADE LINE PORT RATES (BUS)																
		Exchange Ports - 2-Wire Analog Line Port without Caller ID - Bus			UEPSB	UEPBL	1.89	9.93	9.19	3.66	2.92			20.35	10.54	13.32	1.40
		Exchange Ports - 2-Wire VG unbundled Line Port with unbundled port with Caller+E484 ID - Bus			UEPSB	UEPBC	1.89	9.93	9.19	3.66	2.92			20.35	10.54	13.32	1.40
		Exchange Ports - 2-Wire Analog Line Port outgoing only - Bus			UEPSB	UEPBO	1.89	9.93	9.19	3.66	2.92			20.35	10.54	13.32	1.40
		Exchange Ports - 2-Wire VG unbundled TN extended local dialing parity Port with Caller ID - Bus			UEPSB	UEPAV	1.89	9.93	9.19	3.66	2.92			20.35	10.54	13.32	1.40
		Exchange Ports - 2-Wire VG unbundled incoming only port with Caller ID - Bus			UEPSB	UEPB1	1.89	9.93	9.19	3.66	2.92			20.35	10.54	13.32	1.40
		Exchange Ports - 2-Wire VG unbundled TN Bus 2-Way Area Calling Port Economy Option - Bus (TACC1)			UEPSB	UEPAC	1.89	9.93	9.19	3.66	2.92			20.35	10.54	13.32	1.40
		Exchange Ports - 2-Wire VG unbundled TN Bus 2-Way Area Calling Port Standard Option - Bus (TACC2)			UEPSB	UEPAD	1.89	9.93	9.19	3.66	2.92			20.35	10.54	13.32	1.40
		Exchange Ports - 2-W VG unbundled TN Bus 2-Way Collierville & Memphis Local Calling Port - Bus (B2F)			UEPSB	UEPAE	1.89	9.93	9.19	3.66	2.92			20.35	10.54	13.32	1.40
		Subsequent Activity			UEPSB	USASC	0.00	0.00	0.00					20.35	10.54	13.32	1.40
	FEATURES																
		All Available Vertical Features			UEPSB	UEPVF	0.00	0.00	0.00					20.35	10.54	13.32	1.40
	EXCHANGE PORT RATES (DID & PBX)																
		2-Wire VG Unbundled 2-Way PBX Trunk - Res			UEPSE	UEPRD	1.79	9.93	9.19	3.66	2.92			20.35	10.54	13.32	1.40
		2-Wire VG Line Side Unbundled 2-Way PBX Trunk - Bus			UEPSP	UEPPC	1.79	9.93	9.19	3.66	2.92			20.35	10.54	13.32	1.40
		2-Wire VG Line Side Unbundled Outward PBX Trunk - Bus			UEPSP	UEPPO	1.79	9.93	9.19	3.66	2.92			20.35	10.54	13.32	1.40
		2-Wire VG Line Side Unbundled Incoming PBX Trunk - Bus			UEPSP	UEPP1	1.79	9.93	9.19	3.66	2.92			20.35	10.54	13.32	1.40
		2-Wire Analog Long Distance Terminal PBX Trunk - Bus			UEPSP	UEPLD	1.79	9.93	9.19	3.66	2.92			20.35	10.54	13.32	1.40
		2-Wire Analog TN 2-Way Calling Plan PBX Trunk - Bus			UEPSP	UEPT2	1.79	9.93	9.19	3.66	2.92			20.35	10.54	13.32	1.40
		2-Wire TN Outward Calling Plan PBX Trunk - Bus			UEPSP	UEPTO	1.79	9.93	9.19	3.66	2.92			20.35	10.54	13.32	1.40
		2-Wire Voice Unbundled PBX LD Terminal Ports			UEPSP	UEPLD	1.79	9.93	9.19	3.66	2.92			20.35	10.54	13.32	1.40
		2-Wire Voice Unbundled 2-Way PBX Tennessee Calling Port			UEPSP	UEPT2	1.79	9.93	9.19	3.66	2.92			20.35	10.54	13.32	1.40
		2-Wire Voice Unbundled 1-Way Outgoing PBX Tennessee Calling Port			UEPSP	UEPTO	1.79	9.93	9.19	3.66	2.92			20.35	10.54	13.32	1.40
		2-Wire Vice Unbundled 2-Way PBX Usage Port			UEPSP	UEPXA	1.79	9.93	9.19	3.66	2.92			20.35	10.54	13.32	1.40
	B.1.7	2-Wire Voice Unbundled PBX Toll Terminal Hotel Ports			UEPSP	UEPXB	1.79	9.93	9.19	3.66	2.92			20.35	10.54	13.32	1.40
	B.1.7	2-Wire Voice Unbundled PBX LD DDD Terminals Port			UEPSP	UEPXC	1.79	9.93	9.19	3.66	2.92			20.35	10.54	13.32	1.40
	B.1.7	2-Wire Voice Unbundled PBX LD Terminal Switchboard Port			UEPSP	UEPXD	1.79	9.93	9.19	3.66	2.92			20.35	10.54	13.32	1.40
		2-Wire Voice Unbundled PBX LD Terminal Switchboard IDD Capable Port			UEPSP	UEPXE	1.79	9.93	9.19	3.66	2.92			20.35	10.54	13.32	1.40
	B.1.7	2-Wire Voice Unbundled 2-Way PBX Hotel/Hospital Economy Administrative Calling Port			UEPSP	UEPXL	1.79	9.93	9.19	3.66	2.92			20.35	10.54	13.32	1.40
	B.1.7	2-Wire Voice Unbundled 2-Way PBX Hotel/Hospital Economy Room Calling Port			UEPSP	UEPXM	1.79	9.93	9.19	3.66	2.92			20.35	10.54	13.32	1.40
	B.1.7	2-W Voice Unbundled 1-Way Out PBX Hotel/Hospital Economy Administrative Calling Port TN Calling Port			UEPSP	UEPXN	1.79	9.93	9.19	3.66	2.92			20.35	10.54	13.32	1.40
		2-Wire Voice Unbundled 1-Way Outgoing PBX Hotel/Hospital Discount Room Calling Port			UEPSP	UEPXO	1.79	9.93	9.19	3.66	2.92			20.35	10.54	13.32	1.40

UNBUNDLED NETWORK ELEMENTS - Tennessee												Attachment: 2		Exhibit: B		
CATEGORY	RATE ELEMENTS	Interim	Zone	BCS	USOC	RATES(\$)					Svc Order Submitted Elec per LSR	Svc Order Submitted Manually per LSR	Incremental Charge - Manual Svc Order vs. Electronic-1st	Incremental Charge - Manual Svc Order vs. Electronic-Add'l	Incremental Charge - Manual Svc Order vs. Electronic-Disc 1st	Incremental Charge - Manual Svc Order vs. Electronic-Disc Add'l
							Nonrecurring			Nonrecurring Disconnect	OSS Rates(\$)					
						Rec	First	Add'l	First	Add'l	SOMEc	SOMAN	SOMAN	SOMAN	SOMAN	SOMAN
	B.1.7	2-Wire Voice Unbundled 1-Way Outgoing PBX Measured Port		UEPSP	UEPXS	1.79	9.93	9.19	3.66	2.92			20.35	10.54	13.32	1.40
	B.1.7	2-Wire Voice Unbundled PBX Collierville and Memphis Calling Port		UEPSP	UEPXU	1.79	9.93	9.19	3.66	2.92			20.35	10.54	13.32	1.40
	B.1.7	2-Wire Voice Unbundled 2-Way PBX Tennessee Region Serv Calling Port		UEPSP	UEPXV	1.79	9.93	9.19	3.66	2.92			20.35	10.54	13.32	1.40
		Subsequent Activity		UEPSP	USASC	0.00	0.00	0.00					20.35	10.54	13.32	1.40
	FEATURES															
		All Available Vertical Features		UEPSP	UEPSE	0.00	0.00	0.00					20.35	10.54	13.32	1.40
	EXCHANGE PORT RATES (COIN)															
		Exchange Ports - Coin Port				2.11	9.93	9.19	3.66	2.92			20.35	10.54	13.32	1.40
NOTE: Transmission/usage charges associated with POTS circuit switched usage will also apply to circuit switched voice and/or circuit switched data transmission by B-Channels associated with 2-wire ISDN ports.																
NOTE: Access to B Channel or D Channel Packet capabilities will be available only through BFR/New Business Request Process. Rates for the packet capabilities will be determined via the Bona Fide Request/New Business Request Process.																
UNBUNDLED LOCAL EXCHANGE SWITCHING(PORTS)																
	EXCHANGE PORT RATES (DID & PBX)															
		Exchange Ports - 2-Wire DID Port		UEPEX	UEPP2	8.97	47.75	47.01	9.21	8.47			20.35	10.54	13.32	1.40
		Exchange Ports - DDITS Port - 4-Wire DS1 Port with DID capability		UEPDD	UEPDD	35.74	75.93	38.15	8.77	8.04			19.99	19.99	19.99	19.99
		Exchange Ports - 2-Wire ISDN Port (See Notes below.)		UEPTX	UEPSX	16.26	30.23	29.49	4.10	4.10			41.43	42.17	9.80	9.80
NOTE: Transmission/usage charges associated with POTS circuit switched usage will also apply to circuit switched voice and/or circuit switched data transmission by B-Channels associated with 2-wire ISDN ports.																
NOTE: Access to B Channel or D Channel Packet capabilities will be available only through BFR/New Business Request Process. Rates for the packet capabilities will be determined via the Bona Fide Request/New Business Request Process.																
		Exchange Ports - 2-Wire ISDN Port -- Channel Profiles		UEPTX	UEPSX	0.00	0.00	0.00								
		Exchange Ports - 4-Wire ISDN DS1 Port		UEPEX	UEPEX	75.04	148.66	147.18	38.46	36.98			40.69	42.17	9.07	10.54
UNBUNDLED LOCAL SWITCHING, PORT USAGE																
	End Office Switching (Port Usage)															
		End Office Switching Function, Per MOU				0.0008041										
	Tandem Switching (Port Usage) (Local or Access Tandem)															
		Tandem Switching Function Per MOU				0.0009778										
	Common Transport															
		Common Transport - Per Mile, Per MOU				0.0000064										
		Common Transport - Facilities Termination Per MOU				0.0003871										
UNBUNDLED PORT/LOOP COMBINATIONS - COST BASED RATES																
Cost Based Rates are applied where BellSouth is required by FCC and/or State Commission rule to provide Unbundled Local Switching or Switch Ports.																
Features shall apply to the Unbundled Port/Loop Combination - Cost Based Rate section in the same manner as they are applied to the Stand-Alone Unbundled Port section of this Rate Exhibit.																
End Office and Tandem Switching Usage and Common Transport Usage rates in the Port section of this rate exhibit shall apply to all combinations of loop/port network elements except for UNE Coin Port/Loop Combinations.																
For Georgia, Kentucky, Louisiana, Mississippi, South Carolina and Tennessee, the recurring UNE Port and Loop charges listed apply to Currently Combined and Not Currently Combined Combos. The first and additional Port nonrecurring charges apply to Not Currently Combined Combos for all states. In GA, KY, LA, MS, SC and TN these nonrecurring charges are commission ordered cost based rates and in AL, FL and NC these nonrecurring charges are Market Rates and are also listed in the Market Rate section.																
For Currently Combined Combos in all other states, the nonrecurring charges shall be those identified in the Nonrecurring - Currently Combined sections.																
2-WIRE VOICE GRADE LOOP WITH 2-WIRE LINE PORT (RES)																
UNE Port/Loop Combination Rates																
		2-Wire VG Loop/Port Combo - Zone 1	1			14.18										
		2-Wire VG Loop/Port Combo - Zone 2	2			18.01										
		2-Wire VG Loop/Port Combo - Zone 3	3			23.02										
UNE Loop Rates																
		2-Wire Voice Grade Loop (SL1) - Zone 1	1	UEPRX	UEPLX	12.48										
		2-Wire Voice Grade Loop (SL1) - Zone 2	2	UEPRX	UEPLX	16.31										
		2-Wire Voice Grade Loop (SL1) - Zone 3	3	UEPRX	UEPLX	21.32										
2-Wire Voice Grade Line Port Rates (Res)																
		2-Wire voice unbundled port - residence		UEPRX	UEPRL	1.70	22.14	15.25	8.45	3.91			30.89	7.03		
		2-Wire voice unbundled port with Caller ID - res		UEPRX	UEPRC	1.70	22.14	15.25	8.45	3.91			30.89	7.03		
		2-Wire voice unbundled port outgoing only - res		UEPRX	UEPRO	1.70	22.14	15.25	8.45	3.91			30.89	7.03		
		2-Wire voice Grade unbundled Tennessee extended local dialing parity port with Caller ID - res		UEPRX	UEPAQ	1.70	22.14	15.25	8.45	3.91			30.89	7.03		
		2-Wire voice unbundled Tennessee Area Plus with Caller ID - res (AC7)		UEPRX	UEPAH	1.70	22.14	15.25	8.45	3.91			30.89	7.03		
		2-Wire voice unbundled Tennessee Area Calling port with Caller ID - res (F2R)		UEPRX	UEPAK	1.70	22.14	15.25	8.45	3.91			30.89	7.03		
		2-Wire voice unbundled Tennessee Area Calling port with Caller ID - res (TACER)		UEPRX	UEPAL	1.70	22.14	15.25	8.45	3.91			30.89	7.03		

UNBUNDLED NETWORK ELEMENTS - Tennessee												Attachment: 2		Exhibit: B			
CATEGORY	RATE ELEMENTS		Interim	Zone	BCS	USOC	RATES(\$)					Svc Order Submitted Elec per LSR	Svc Order Submitted Manually per LSR	Incremental Charge - Manual Svc Order vs. Electronic-1st	Incremental Charge - Manual Svc Order vs. Electronic-Add'l	Incremental Charge - Manual Svc Order vs. Electronic-Disc 1st	Incremental Charge - Manual Svc Order vs. Electronic-Disc Add'l
								Nonrecurring			Nonrecurring Disconnect	OSS Rates(\$)					
							Rec	First	Add'l	First	Add'l	SOME C	SOMAN	SOMAN	SOMAN	SOMAN	SOMAN
		2-Wire voice unbundled Tennessee Area Calling port with Caller ID - res (TACSR)			UEPRX	UEPAM	1.70	22.14	15.25	8.45	3.91			30.89	7.03		
		2-Wire voice unbundled Tennessee Area Calling port with Caller ID - res (1MF2X)			UEPRX	UEPAN	1.70	22.14	15.25	8.45	3.91			30.89	7.03		
		2-Wire voice unbundled Tennessee Area Calling port with Caller ID - res (2MR)			UEPRX	UEPAO	1.70	22.14	15.25	8.45	3.91			30.89	7.03		
		2-Wire voice unbundles res, low usage line port with Caller ID (LUM)			UEPRX	UEPAP	1.70	22.14	15.25	8.45	3.91			30.89	7.03		
	FEATURES																
		All Features Offered			UEPRX	UEPVF	0.00	0.00	0.00					30.89	7.03		
	LOCAL NUMBER PORTABILITY																
		Local Number Portability (1 per port)			UEPRX	LNPCX	0.35										
	NONRECURRING CHARGES (NRCs) - CURRENTLY COMBINED																
		2-Wire Voice Grade Loop / Line Port Combination - Conversion - Switch-as-is			UEPRX	USAC2		1.03	0.29					30.89	7.03		
		2-Wire Voice Grade Loop / Line Port Combination - Conversion - Switch with change			UEPRX	USACC		1.03	0.29					30.89	7.03		
		2-Wire Voice Grade Loop / Line Port Combination - Conversion - Subsequent Database Update						0.76						7.97			
	ADDITIONAL NRCs																
		2-Wire Voice Grade Loop/Line Port Combination - Subsequent Activity			UEPRX	USAS2	0.00	0.00	0.00					30.89	7.03		
	2-WIRE VOICE GRADE LOOP WITH 2-WIRE LINE PORT (BUS)																
	UNE Port/Loop Combination Rates																
		2-Wire VG Loop/Port Combo - Zone 1		1			14.18										
		2-Wire VG Loop/Port Combo - Zone 2		2			18.01										
		2-Wire VG Loop/Port Combo - Zone 3		3			23.02										
	UNE Loop Rates																
		2-Wire Voice Grade Loop (SL1) - Zone 1		1	UEPBX	UEPLX	12.48										
		2-Wire Voice Grade Loop (SL1) - Zone 2		2	UEPBX	UEPLX	16.31										
		2-Wire Voice Grade Loop (SL1) - Zone 3		3	UEPBX	UEPLX	21.32										
	2-Wire Voice Grade Line Port (Bus)																
		2-Wire voice unbundled port without Caller ID - bus			UEPBX	UEPBL	1.70	22.14	15.25	8.45	3.91			30.89	7.03		
		2-Wire voice unbundled port with Caller + E484 ID - bus			UEPBX	UEPBC	1.70	22.14	15.25	8.45	3.91			30.89	7.03		
		2-Wire voice unbundled port outgoing only - bus			UEPBX	UEPBO	1.70	22.14	15.25	8.45	3.91			30.89	7.03		
		2-Wire voice Grade unbundled Tennessee extended local dialing parity port with Caller ID - bus			UEPBX	UEPAV	1.70	22.14	15.25	8.45	3.91			30.89	7.03		
		2-Wire voice unbundled incoming only port with Caller ID - Bus			UEPBX	UEPB1	1.70	22.14	15.25	8.45	3.91			30.89	7.03		
		2-Wire voice unbundled Tennessee Bus 2-Way Area Calling Port Economy Option (TACC1)			UEPBX	UEPAC	1.70	22.14	15.25	8.45	3.91			30.89	7.03		
		2-Wire voice unbundled Tennessee Bus 2-Way Area Calling Port Standard Option (TACC2)			UEPBX	UEPAD	1.70	22.14	15.25	8.45	3.91			30.89	7.03		
		2-Wire voice unbundled Tennessee Bus 2-Way Collierville and Memphis Local Calling Port (B2F)			UEPBX	UEPAE	1.70	22.14	15.25	8.45	3.91			30.89	7.03		
	LOCAL NUMBER PORTABILITY																
		Local Number Portability (1 per port)			UEPBX	LNPCX	0.35										
	FEATURES																
		All Features Offered			UEPBX	UEPVF	0.00	0.00	0.00					30.89	7.03		
	NONRECURRING CHARGES (NRCs) - CURRENTLY COMBINED																
		2-Wire Voice Grade Loop / Line Port Combination - Conversion - Switch-as-is			UEPBX	USAC2		1.03	0.29					30.89	7.03		
		2-Wire Voice Grade Loop / Line Port Combination - Conversion - Switch with change			UEPBX	USACC		1.03	0.29					30.89	7.03		
		2-Wire Voice Grade Loop / Line Port Combination - Conversion - Subsequent Database Update						0.76						7.97			
	ADDITIONAL NRCs																
		2-Wire Voice Grade Loop/Line Port Combination - Subsequent Activity			UEPBX	USAS2	0.00	0.00	0.00					30.89	7.03		
	2-WIRE VOICE GRADE LOOP WITH 2-WIRE LINE PORT (RES - PBX)																

UNBUNDLED NETWORK ELEMENTS - Tennessee												Attachment: 2		Exhibit: B		
CATEGORY	RATE ELEMENTS		Interim	Zone	BCS	USOC	RATES(\$)				Svc Order Submitted Elec per LSR	Svc Order Submitted Manually per LSR	Incremental Charge - Manual Svc Order vs. Electronic-1st	Incremental Charge - Manual Svc Order vs. Electronic-Add'l	Incremental Charge - Manual Svc Order vs. Electronic-Disc 1st	Incremental Charge - Manual Svc Order vs. Electronic-Disc Add'l
												OSS Rates(\$)				
							Rec	First	Add'l	First	Add'l	SOME C	SOMAN	SOMAN	SOMAN	SOMAN
	UNE Port/Loop Combination Rates															
		2-Wire VG Loop/Port Combo - Zone 1		1			14.18									
		2-Wire VG Loop/Port Combo - Zone 2		2			18.01									
		2-Wire VG Loop/Port Combo - Zone 3		3			23.02									
		2-Wire Voice Grade Loop (SL 1) - Zone 1		1	UEPRG	UEPLX	12.48									
		2-Wire Voice Grade Loop (SL 1) - Zone 2		2	UEPRG	UEPLX	16.31									
		2-Wire Voice Grade Loop (SL 1) - Zone 3		3	UEPRG	UEPLX	21.32									
	2-Wire Voice Grade Line Port Rates (RES - PBX)															
		2-Wire VG Unbundled Combination 2-Way PBX Trunk Port - Res			UEPRG	UEPRD	1.70	22.14	15.25	8.45	3.91			30.89	7.03	
	LOCAL NUMBER PORTABILITY															
		Local Number Portability (1 per port)			UEPRG	LNPCP	3.15	0.00	0.00					30.89	7.03	
	FEATURES															
		All Features Offered			UEPRG	UEPVF	0.00	0.00	0.00					30.89	7.03	
	NONRECURRING CHARGES (NRCs) - CURRENTLY COMBINED															
		2-Wire Voice Grade Loop/ Line Port Combination (PBX) - Conversion - Switch-As-Is			UEPRG	USAC2		1.03	0.29					30.89	7.03	
		2-Wire Voice Grade Loop/ Line Port Combination (PBX) - Conversion - Switch with Change			UEPRG	USACC		1.03	0.29					30.89	7.03	
		2-Wire Voice Grade Loop / Line Port Combination - Conversion - Subsequent Database Update						0.76						7.97		
	ADDITIONAL NRCs															
		2-Wire Voice Grade Loop/ Line Port Combination (PBX) - Subsequent Activity			UEPRG	USAS2	0.00	0.00	0.00					30.89	7.03	
		PBX Subsequent Activity - Change/Rearrange Multiline Hunt Group						14.64	14.64					30.89	7.03	
	2-WIRE VOICE GRADE LOOP WITH 2-WIRE LINE PORT (BUS - PBX)															
	UNE Port/Loop Combination Rates															
		2-Wire VG Loop/Port Combo - Zone 1		1			14.18									
		2-Wire VG Loop/Port Combo - Zone 2		2			18.01									
		2-Wire VG Loop/Port Combo - Zone 3		3			23.02									
	UNE Loop Rates															
		2-Wire Voice Grade Loop (SL 1) - Zone 1		1	UEPPX	UEPLX	12.48									
		2-Wire Voice Grade Loop (SL 1) - Zone 2		2	UEPPX	UEPLX	16.31									
		2-Wire Voice Grade Loop (SL 1) - Zone 3		3	UEPPX	UEPLX	21.32									
	2-Wire Voice Grade Line Port Rates (BUS - PBX)															
		Line Side Unbundled Combination 2-Way PBX Trunk Port - Bus			UEPPX	UEPPC	1.70	22.14	15.25	8.45	3.91			30.89	7.03	
		Line Side Unbundled Outward PBX Trunk Port - Bus			UEPPX	UEPPO	1.70	22.14	15.25	8.45	3.91			30.89	7.03	
		Line Side Unbundled Incoming PBX Trunk Port - Bus			UEPPX	UEPP1	1.70	22.14	15.25	8.45	3.91			30.89	7.03	
		2-Wire Voice Unbundled PBX LD Terminal Ports			UEPPX	UEPLD	1.70	22.14	15.25	8.45	3.91			30.89	7.03	
		2-Wire Voice Unbundled 2-Way Combination PBX Tennessee Calling Port			UEPPX	UEPT2	1.70	22.14	15.25	8.45	3.91			30.89	7.03	
		2-Wire Voice Unbundled 1-Way Outgoing PBX Tennessee Calling Port			UEPPX	UEPTO	1.70	22.14	15.25	8.45	3.91			30.89	7.03	
		2-Wire Voice Unbundled 2-Way Combination PBX Usage Port			UEPPX	UEPXA	1.70	22.14	15.25	8.45	3.91			30.89	7.03	
		2-Wire Voice Unbundled PBX Toll Terminal Hotel Ports			UEPPX	UEPXB	1.70	22.14	15.25	8.45	3.91			30.89	7.03	
		2-Wire Voice Unbundled PBX LD DDD Terminals Port			UEPPX	UEPXC	1.70	22.14	15.25	8.45	3.91			30.89	7.03	
		2-Wire Voice Unbundled PBX LD Terminal Switchboard Port			UEPPX	UEPXD	1.70	22.14	15.25	8.45	3.91			30.89	7.03	
		2-Wire Voice Unbundled PBX LD Terminal Switchboard IDD Capable Port			UEPPX	UEPXE	1.70	22.14	15.25	8.45	3.91			30.89	7.03	
		2-Wire Voice Unbundled 2-Way PBX Hotel/Hospital Economy Administrative Calling Port			UEPPX	UEPXL	1.70	22.14	15.25	8.45	3.91			30.89	7.03	
		2-Wire Voice Unbundled 2-Way PBX Hotel/Hospital Economy Room Calling Port			UEPPX	UEPXM	1.70	22.14	15.25	8.45	3.91			30.89	7.03	
		2-Wire Voice Unbundled 1W Out PBX Hotel/Hospital Economy Administrative Calling Port TN Calling Port			UEPPX	UEPXN	1.70	22.14	15.25	8.45	3.91			30.89	7.03	
		2-Wire Voice Unbundled 1-Way Outgoing PBX Hotel/Hospital Discount Room Calling Port			UEPPX	UEPXO	1.70	22.14	15.25	8.45	3.91			30.89	7.03	

UNBUNDLED NETWORK ELEMENTS - Tennessee												Attachment: 2		Exhibit: B			
CATEGORY	RATE ELEMENTS		Interim	Zone	BCS	USOC	RATES(\$)					Svc Order Submitted Elec per LSR	Svc Order Submitted Manually per LSR	Incremental Charge - Manual Svc Order vs. Electronic-1st	Incremental Charge - Manual Svc Order vs. Electronic-Add'l	Incremental Charge - Manual Svc Order vs. Electronic-Disc 1st	Incremental Charge - Manual Svc Order vs. Electronic-Disc Add'l
								Nonrecurring		Nonrecurring Disconnect		OSS Rates(\$)					
							Rec	First	Add'l	First	Add'l	SOME C	SOMAN	SOMAN	SOMAN	SOMAN	SOMAN
		2-Wire Voice Unbundled 1-Way Outgoing PBX Measured Port			UEPPX	UEPXS	1.70	22.14	15.25	8.45	3.91			30.89	7.03		
		2-Wire Voice Unbundled PBX Collierville and Memphis Calling Port			UEPPX	UEPXU	1.70	22.14	15.25	8.45	3.91			30.89	7.03		
		2-Wire Voice Unbundled 2-Way PBX Tennessee Region Serv Calling Port			UEPPX	UEPXV	1.70	22.14	15.25	8.45	3.91			30.89	7.03		
	LOCAL NUMBER PORTABILITY																
		Local Number Portability (1 per port)			UEPPX	LNPCP	3.15	0.00	0.00					30.89	7.03		
	FEATURES																
		All Features Offered			UEPPX	UEPVF	0.00	0.00	0.00					30.89	7.03		
	NONRECURRING CHARGES (NRCs) - CURRENTLY COMBINED																
		2-Wire Voice Grade Loop/ Line Port Combination (PBX) - Conversion - Switch-As-Is			UEPPX	USAC2		1.03	0.29					30.89	7.03		
		2-Wire Voice Grade Loop/ Line Port Combination (PBX) - Conversion - Switch with Change			UEPPX	USACC		1.03	0.29					30.89	7.03		
		2-Wire Voice Grade Loop / Line Port Combination - Conversion - Subsequent Database Update						0.76						7.97			
	ADDITIONAL NRCs																
		2-Wire Voice Grade Loop/ Line Port Combination (PBX) - Subsequent Activity			UEPPX	USAS2	0.00	0.00	0.00					30.89	7.03		
		PBX Subsequent Activity - Change/Rearrange Multiline Hunt Group						14.64	14.64					30.89	7.03		
	UNE Port/Loop Combination Rates																
		2-Wire VG Coin Port/Loop Combo – Zone 1		1			14.18										
		2-Wire VG Coin Port/Loop Combo – Zone 2		2			18.01										
		2-Wire VG Coin Port/Loop Combo – Zone 3		3			23.02										
	UNE Loop Rates																
		2-Wire Voice Grade Loop (SL1) - Zone 1		1	UEPCO	UEPLX	12.48										
		2-Wire Voice Grade Loop (SL1) - Zone 2		2	UEPCO	UEPLX	16.31										
		2-Wire Voice Grade Loop (SL1) - Zone 3		3	UEPCO	UEPLX	21.32										
	2-Wire Voice Grade Line Ports (COIN)																
		2-Wire Coin 2-Way without Operator Screening and without Blocking (TN)			UEPCO	UEPTB	1.70	22.14	15.25	8.45	3.91			30.89	7.03		
		2-Wire Coin 2-Way with Operator Screening and Blocking: 011, 900/976, 1+DDD (NC, TN)			UEPCO	UEPRP	1.70	22.14	15.25	8.45	3.91			30.89	7.03		
		2-Wire Coin 2-Way with Operator Screening and 011 Blocking (TN)			UEPCO	UEPTA	1.70	22.14	15.25	8.45	3.91			30.89	7.03		
		2-Wire Coin 2-Way with Operator Screening: 900 Blocking: 900/976, 1+DDD, 011+, and Local (NC, TN)			UEPCO	UEPCA	1.70	22.14	15.25	8.45	3.91			30.89	7.03		
		2-Wire Coin Outward with Operator Screening and 011 Blocking (TN)			UEPCO	UEPTC	1.70	22.14	15.25	8.45	3.91			30.89	7.03		
		2-Wire Coin Outward with Operator Screening and Blocking: 900/976, 1+DDD, 011+, and Local (TN)			UEPCO	UEPOT	1.70	22.14	15.25	8.45	3.91			30.89	7.03		
		2-Wire 2-Way Smartline with 900/976 (all states except LA)			UEPCO	UEPCK	1.88							30.89	7.03		
		2-Wire Coin Outward Smartline with 900/976 (all states except LA)			UEPCO	UEPCR	1.88							30.89	7.03		
	ADDITIONAL UNE COIN PORT/LOOP (RC)																
		UNE Coin Port/Loop Combo Usage (Flat Rate)			UEPCO	URECU	3.45	0.00	0.00					30.89	7.03		
		Local Number Portability (1 per port)			UEPCO	LNPCX	0.35										
		2-Wire Voice Grade Loop / Line Port Combination - Conversion - Switch-as-is			UEPCO	USAC2		1.03	0.29					30.89	7.03		
		2-Wire Voice Grade Loop / Line Port Combination - Conversion - Switch with change			UEPCO	USACC		1.03	0.29					30.89	7.03		
		2-Wire Voice Grade Loop/Line Port Combination - Subsequent Activity			UEPCO	USAS2	0.00	0.00	0.00					30.89	7.03		
	UNBUNDLED REMOTE CALL FORWARDING - RES																
	UNBUNDLED REMOTE CALL FORWARDING - Bus																
		Unbundled Remote Call Forwarding, InterState/Intra LATA-Bus			UEPVB	UEPVJ	1.89	9.93	9.19	3.66	2.92			20.35	10.54	13.32	1.40
UNBUNDLED PORT/LOOP COMBINATIONS - COST BASED RATES																	
2-WIRE VOICE GRADE LOOP- BUS ONLY - WITH 2-WIRE DID TRUNK PORT																	

UNBUNDLED NETWORK ELEMENTS - Tennessee												Attachment: 2		Exhibit: B		
CATEGORY	RATE ELEMENTS		Interim	Zone	BCS	USOC	RATES(\$)				Svc Order Submitted Elec per LSR	Svc Order Submitted Manually per LSR	Incremental Charge - Manual Svc Order vs. Electronic-1st	Incremental Charge - Manual Svc Order vs. Electronic-Add'l	Incremental Charge - Manual Svc Order vs. Electronic-Disc 1st	Incremental Charge - Manual Svc Order vs. Electronic-Disc Add'l
							Rec	Nonrecurring First	Add'l	Nonrecurring Disconnect First	Add'l	SOME C	SOMAN	SOMAN	SOMAN	SOMAN
	UNE Port/Loop Combination Rates															
		2-Wire VG Loop/2-Wire DID Trunk Port Combo - UNE Zone 1		1			18.38									
		2-Wire VG Loop/2-Wire DID Trunk Port Combo - UNE Zone 2		2			19.87									
		2-Wire VG Loop/2-Wire DID Trunk Port Combo - UNE Zone 3		3			24.78									
		2-Wire Analog Voice Grade Loop - (SL2) - UNE Zone 1		1	UEPPX	UECD1	9.60									
		2-Wire Analog Voice Grade Loop - (SL2) - UNE Zone 2		2	UEPPX	UECD1	11.09									
		2-Wire Analog Voice Grade Loop - (SL2) - UNE Zone 3		3	UEPPX	UECD1	16.00									
		Exchange Ports - 2-Wire DID Port			UEPPX	UEPD1	8.78	45.44	29.94	8.45	3.91		30.89	7.03		
	NONRECURRING CHARGES - CURRENTLY COMBINED															
		2-Wire Voice Grade Loop / 2-Wire DID Trunk Port Combination - Switch-as-is			UEPPX	USAC1		8.76	5.75				30.89	7.03		
		2-Wire Voice Grade Loop / 2-Wire DID Trunk Port Conversion with BellSouth Allowable Changes			UEPPX	USA1C		8.76	5.75				30.89	7.03		
	Telephone Number/Trunk Group Establishment Charges															
		DID Trunk Termination (One Per Port)			UEPPX	NDT	0.00	0.00	0.00							
		Additional DID Numbers for each Group of 20 DID Numbers			UEPPX	ND4	0.00	0.00	0.00							
		DID Numbers, Non- consecutive DID Numbers , Per Number			UEPPX	ND5	0.00	0.00	0.00							
		Reserve Non-Consecutive DID numbers			UEPPX	ND6	0.00	0.00	0.00							
		Reserve DID Numbers			UEPPX	NDV	0.00	0.00	0.00							
	LOCAL NUMBER PORTABILITY															
		Local Number Portability (1 per port)			UEPPX	LNPCP	3.15	0.00	0.00							
	2-WIRE ISDN DIGITAL GRADE LOOP WITH 2-WIRE ISDN DIGITAL LINE SIDE PORT															
	UNE Port/Loop Combination Rates															
		2W ISDN Digital Grade Loop/2W ISDN Digital Line Side Port - UNE Zone 1		1	UEPPB	UEPPR	32.27									
		2W ISDN Digital Grade Loop/2W ISDN Digital Line Side Port - UNE Zone 2		2	UEPPB	UEPPR	34.78									
		2W ISDN Digital Grade Loop/2W ISDN Digital Line Side Port - UNE Zone 3		3	UEPPB	UEPPR	44.32									
		2-Wire ISDN Digital Grade Loop - UNE Zone 1		1	UEPPB	UEPPR	16.20									
		2-Wire ISDN Digital Grade Loop - UNE Zone 2		2	UEPPB	UEPPR	18.71									
		2-Wire ISDN Digital Grade Loop - UNE Zone 3		3	UEPPB	UEPPR	28.25									
		Exchange Port - 2-Wire ISDN Line Side Port			UEPPB	UEPPR	16.07	141.75	118.37	49.20	43.26		19.99	19.99		
	NONRECURRING CHARGES - CURRENTLY COMBINED															
		2-Wire ISDN Digital Grade Loop / 2-Wire ISDN Line Side Port Combination - Conversion			UEPPB	UEPPR	0.00	117.23	117.23				19.99	19.99		
	ADDITIONAL NRCS															
		2-Wire ISDN Loop / 2-Wire ISDN Port Combination - Sub Actvy - Non Feature/Add Trunk			UEPPB	UEPPR		212.88					19.99	19.99		
	LOCAL NUMBER PORTABILITY															
		Local Number Portability (1 per port)			UEPPB	UEPPR	0.35	0.00	0.00							
	B-CHANNEL USER PROFILE ACCESS:															
		CVS/CSD (DMS/5ESS)			UEPPB	UEPPR	0.00	0.00	0.00							
		CVS (EWSD)			UEPPB	UEPPR	0.00	0.00	0.00							
		CSD			UEPPB	UEPPR	0.00	0.00	0.00							
	B-CHANNEL AREA PLUS USER PROFILE ACCESS: (AL,KY,LA,MS SC,MS, & TN)															
		CVS/CSD (DMS/5ESS)			UEPPB	UEPPR	0.00	0.00	0.00							
		CVS (EWSD)			UEPPB	UEPPR	0.00	0.00	0.00							
		CSD			UEPPB	UEPPR	0.00	0.00	0.00							
	USER TERMINAL PROFILE															
		User Terminal Profile (EWSD only)			UEPPB	UEPPR	0.00	0.00	0.00							
	VERTICAL FEATURES															
		All Vertical Features - One per Channel B User Profile			UEPPB	UEPPR	0.00	0.00	0.00							
		Interoffice Channel mileage each, including first mile and facilities termination			UEPPB	UEPPR	17.91	53.99	17.37				19.99	19.99		
		Interoffice Channel mileage each, additional mile			UEPPB	UEPPR	0.173	0.00	0.00							
	4-WIRE DS1 DIGITAL LOOP WITH 4-WIRE ISDN DS1 DIGITAL TRUNK PORT															
	UNE Port/Loop Combination Rates															

UNBUNDLED NETWORK ELEMENTS - Tennessee

CATEGORY		RATE ELEMENTS	Interim	Zone	BCS	USOC	RATES(\$)					Svc Order Submitted Elec per LSR	Svc Order Submitted Manually per LSR	Incremental Charge - Manual Svc Order vs. Electronic-1st	Incremental Charge - Manual Svc Order vs. Electronic-Add'l	Incremental Charge - Manual Svc Order vs. Electronic-Disc 1st	Incremental Charge - Manual Svc Order vs. Electronic-Disc Add'l
							Rec	Nonrecurring First	Add'l	Nonrecurring Disconnect First	Add'l	SOME C	SOMAN	SOMAN	SOMAN	SOMAN	SOMAN
		4W DS1 Digital Loop/4W ISDN DS1 Digital Trunk Port - UNE Zone 1		1	UEPPP		132.58										
		4W DS1 Digital Loop/4W ISDN DS1 Digital Trunk Port - UNE Zone 2		2	UEPPP		150.25										
		4W DS1 Digital Loop/4W ISDN DS1 Digital Trunk Port - UNE Zone 3		3	UEPPP		173.44										
		4-Wire DS1 Digital Loop - UNE Zone 1		1	UEPPP	USL4P	57.73										
		4-Wire DS1 Digital Loop - UNE Zone 2		2	UEPPP	USL4P	75.40										
		4-Wire DS1 Digital Loop - UNE Zone 3		3	UEPPP	USL4P	98.59										
		Exchange Ports - 4-Wire ISDN DS1 Port			UEPPP	UEPPP	74.85	415.53	366.90	89.28	77.43			19.99	19.99		
		NONRECURRING CHARGES - CURRENTLY COMBINED															
		4-Wire DS1 Digital Loop / 4-Wire ISDN DS1 Digital Trunk Port Combination - Conversion - Switch-as-is			UEPPP	USACP	0.00	328.53	328.53					19.99	19.99		
		ADDITIONAL NRCs															
		4-Wire DS1 Loop/4-W ISDN Digtl Trk Port - Subsqst Actvy-Inward/two way tel nos within Std Allowance (except NC)			UEPPP	PR7TF		0.94						19.99	19.99		
		4-Wire DS1 Loop / 4-Wire ISDN DS1 Digital Trunk Port - Outward Tel Numbers (All States except NC)			UEPPP	PR7TO		22.36	22.36					19.99	19.99		
		4-Wire DS1 Loop / 4-Wire ISDN DS1 Digital Trk Port - Subsequent Inward Tel Nos Above Std Allowance			UEPPP	PR7ZT		44.71	44.70					19.99	19.99		
		LOCAL NUMBER PORTABILITY															
		Local Number Portability (1 per port)			UEPPP	LNPCN	1.75										
		INTERFACE (Provisioning Only)															
		Voice/Data			UEPPP	PR71V	0.00	0.00	0.00								
		Digital Data			UEPPP	PR71D	0.00	0.00	0.00								
		Inward Data			UEPPP	PR71E	0.00	0.00	0.00								
		New or Additional "B" Channel															
		New or Additional - Voice/Data B Channel			UEPPP	PR7BV	0.00	28.39						19.99	19.99		
		New or Additional - Digital Data B Channel			UEPPP	PR7BF	0.00	29.11						19.99	19.99		
		New or Additional Inward Data B Channel			UEPPP	PR7BD	0.00	29.39						19.99	19.99		
		CALL TYPES															
		Inward			UEPPP	PR7C1	0.00	0.00	0.00								
		Outward			UEPPP	PR7C0	0.00	0.00	0.00								
		Two-way			UEPPP	PR7CC	0.00	0.00	0.00								
		Interoffice Channel Mileage															
		Fixed Each Including First Mile			UEPPP	1LN1A	76.1825	145.98	109.85	19.55				19.99	19.99		
		Each Airline-Fractional Additional Mile			UEPPP	1LN1B	0.3525										
		4-WIRE DS1 DIGITAL LOOP WITH 4-WIRE DDITS TRUNK PORT															
		UNE Port/Loop Combination Rates															
		4W DS1 Digital Loop/4W DDITS Trunk Port - UNE Zone 1		1	UEPDC		93.28							19.99	19.99		
		4W DS1 Digital Loop/4W DDITS Trunk Port - UNE Zone 2		2	UEPDC		110.95							19.99	19.99		
		4W DS1 Digital Loop/4W DDITS Trunk Port - UNE Zone 3		3	UEPDC		134.14							19.99	19.99		
		4-Wire DS1 Digital Loop - UNE Zone 1		1	UEPDC	USLDC	57.53										
		4-Wire DS1 Digital Loop - UNE Zone 2		2	UEPDC	USLDC	75.40										
		4-Wire DS1 Digital Loop - UNE Zone 3		3	UEPDC	USLDC	98.59										
		4-Wire DDITS Digital Trunk Port			UEPDC	UDD1T	35.55	342.80	257.87	61.41	48.49			19.99	19.99		
		NONRECURRING CHARGES - CURRENTLY COMBINED															
		4-Wire DS1 Digital Loop / 4-Wire DDITS Trunk Port Combination - Switch-as-is			UEPDC	USAC4		312.91	312.91					19.99	19.99		
		4-Wire DS1 Digital Loop / 4-Wire DDITS Trunk Port Combination - Conversion with DS1 Changes			UEPDC	USAWA		312.91	312.91					19.99	19.99		
		4-Wire DS1 Digital Loop / 4-Wire DDITS Trunk Port Combination - Conversion with Change - Trunk			UEPDC	USAWB		312.91	312.91					19.99	19.99		
		ADDITIONAL NRCs															
		4-Wire DS1 Loop / 4-Wire DDITS Trunk Port - Subsequent Service Activity Per Service Order			UEPDC	USAS4		94.88	94.88								
		4-Wire DS1 Loop / 4-Wire DDITS Trunk Port - NRC - Subsequent Channel Activation/Chan - 2-Way Trunk			UEPDC	UDTTA		108.67	108.67					19.99	19.99		

UNBUNDLED NETWORK ELEMENTS - Tennessee												Attachment: 2		Exhibit: B			
CATEGORY	RATE ELEMENTS		Interim	Zone	BCS	USOC	RATES(\$)				Svc Order Submitted Elec per LSR	Svc Order Submitted Manually per LSR	Incremental Charge - Manual Svc Order vs. Electronic-1st	Incremental Charge - Manual Svc Order vs. Electronic-Add'l	Incremental Charge - Manual Svc Order vs. Electronic-Disc 1st	Incremental Charge - Manual Svc Order vs. Electronic-Disc Add'l	
								Nonrecurring		Nonrecurring Disconnect	OSS Rates(\$)						
							Rec	First	Add'l	First	Add'l	SOMEc	SOMAN	SOMAN	SOMAN	SOMAN	SOMAN
		4-Wire DS1 Loop / 4-Wire DDITS Trunk Port - Subsequent Channel Activation/Chan - 1-Way Outward Trunk			UEPDC	UDTTB		108.67	108.67					19.99	19.99		
		4-Wire DS1 Loop / 4-Wire DDITS Trunk Port - Subsqnt Channel Activation/Chan Inward Trunk w/out DID			UEPDC	UDTTC		108.67	108.67					19.99	19.99		
		4-Wire DS1 Loop / 4-Wire DDITS Trunk Port - Subsqnt Chan Activation Per Chan - Inward Trunk with DID			UEPDC	UDTTD		108.67	108.67					19.99	19.99		
		4-Wire DS1 Loop / 4-Wire DDITS Trunk Port - Subsqnt Chan Activation / Chan - 2-Way DID w User Trans			UEPDC	UDTTE		108.67	108.67					19.99	19.99		
	BIPOLAR 8 ZERO SUBSTITUTION																
		B8ZS - Superframe Format			UEPDC	CCOSF		0.00	590.00					19.99	19.99		
		B8ZS - Extended Superframe Format			UEPDC	CCOEF		0.00	590.00					19.99	19.99		
	Alternate Mark Inversion																
		AMI - Superframe Format			UEPDC	MCOSF		0.00	0.00								
		AMI - Extended SuperFrame Format			UEPDC	MCOPO		0.00	0.00								
	Telephone Number/Trunk Group Establishment Charges																
		Telephone Number for 2-Way Trunk Group			UEPDC	UDTGX	0.00							19.99	19.99		
		Telephone Number for 1-Way Outward Trunk Group			UEPDC	UDTGY	0.00							19.99	19.99		
		Telephone Number for 1-Way Inward Trunk Group Without DID			UEPDC	UDTGZ	0.00							19.99	19.99		
		DID Numbers for each Group of 20 DID Numbers			UEPDC	ND4	0.00							19.99	19.99		
		DID Numbers, Non- consecutive DID Numbers , Per Number			UEPDC	ND5	0.00							19.99	19.99		
		Reserve Non-Consecutive DID Nos			UEPDC	ND6	0.00	0.00	0.00								
		Reserve DID Numbers			UEPDC	NDV	0.00	0.00	0.00								
	Dedicated DS1 (Interoffice Channel Mileage) - FX/FCO for 4-Wire DS1 Digital Loop with 4-Wire DDITS Trunk Port																
		Interoffice Channel Mileage - Fixed rate 0-8 miles (Facilities Termination)			UEPDC	1LNO1	75.83	145.98	109.85	19.66	14.99						
		Interoffice Channel Mileage - Additional rate per mile - 0-8 miles			UEPDC	1LNOA	0.3525	0.00	0.00								
		Interoffice Channel Mileage - Fixed rate 9-25 miles (Facilities Termination)			UEPDC	1LNO2	0.00	0.00	0.00								
		Interoffice Channel Mileage - Additional rate per mile - 9-25 miles			UEPDC	1LNOB	0.3525	0.00	0.00								
		Interoffice Channel Mileage - Fixed rate 25+ miles (Facilities Termination)			UEPDC	1LNO3	0.00	0.00	0.00	0.00							
		Interoffice Channel Mileage - Additional rate per mile - 25+ miles			UEPDC	1LNOC	0.3525	0.00	0.00								
		Local Number Portability , per DSO Activated			UEPDC	LNPCP	3.15	0.00	0.00	0.00							
		Central Office Terminating Point			UEPDC	CTG	0.00										
	4-WIRE DS1 LOOP WITH CHANNELIZATION WITH PORT																
	System is 1 DS1 Loop, 1 D4 Channel Bank, and up to 24 Feature Activations																
	Each System can have up to 24 combinations of rates depending on type and number of ports used																
	UNE DS1 Loop																
		4-Wire DS1 Loop - UNE Zone 1		1	UEPMG	USLDC	57.73	0.00	0.00								
		4-Wire DS1 Loop - UNE Zone 2		2	UEPMG	USLDC	75.40	0.00	0.00								
		4-Wire DS1 Loop - UNE Zone 3		3	UEPMG	USLDC	98.59	0.00	0.00								
	UNE DSO Channelization Capacities (D4 Channel Bank Configurations)																
		24 DSO Channel Capacity - 1 per DS1			UEPMG	VUM24	131.87	0.00	0.00					19.99	19.99		
		48 DSO Channel Capacity - 1 per 2 DS1s			UEPMG	VUM48	263.74	0.00	0.00					19.99	19.99		
		96 DSO Channel Capacity -1per 4 DS1s			UEPMG	VUM96	527.48	0.00	0.00					19.99	19.99		
		144 DSO Channel Capacity - 1 per 6 DS1s			UEPMG	VUM14	791.42	0.00	0.00					19.99	19.99		
		192 DSO Channel Capacity -1 per 8 DS1s			UEPMG	VUM19	827.76	0.00	0.00					19.99	19.99		
		240 DSO Channel Capacity - 1 per 10 DS1s			UEPMG	VUM20	1,318.70	0.00	0.00					19.99	19.99		
		288 DSO Channel Capacity - 1 per 12 DS1s			UEPMG	VUM28	1,582.44	0.00	0.00					19.99	19.99		
		384 DSO Channel Capacity - 1 per 16 DS1s			UEPMG	VUM38	2,109.92	0.00	0.00					19.99	19.99		
		480 DSO Channel Capacity - 1 per 20 DS1s			UEPMG	VUM40	2,637.40	0.00	0.00					19.99	19.99		
		576 DSO Channel Capacity -1 per 24 DS1s			UEPMG	VUM57	3,164.88	0.00	0.00					19.99	19.99		
		672 DSO Channel Capacity - 1 per 28 DS1s			UEPMG	VUM67	3,692.36	0.00	0.00					19.99	19.99		
	Non-Recurring Charges (NRC) Associated with 4-Wire DS1 Loop with Channelization with Port - Conversion Charge Based on a System																
	A Minimum System configuration is One (1) DS1, One (1) D4 Channel Bank, and Up To 24 DSO Ports with Feature Activations.																
	Multiples of this configuration functioning as one are considered Add'l after the minimum system configuration is counted.																

UNBUNDLED NETWORK ELEMENTS - Tennessee											Attachment: 2		Exhibit: B			
CATEGORY	RATE ELEMENTS	Interim	Zone	BCS	USOC	RATES(\$)					Svc Order Submitted Elec per LSR	Svc Order Submitted Manually per LSR	Incremental Charge - Manual Svc Order vs. Electronic-1st	Incremental Charge - Manual Svc Order vs. Electronic-Add'l	Incremental Charge - Manual Svc Order vs. Electronic-Disc 1st	Incremental Charge - Manual Svc Order vs. Electronic-Disc Add'l
							Nonrecurring			Nonrecurring Disconnect	OSS Rates(\$)					
						Rec	First	Add'l	First	Add'l	SOMEC	SOMAN	SOMAN	SOMAN	SOMAN	SOMAN
	NRC - Conversion (Currently Combined) with or without BellSouth Allowed Changes			UEPMG	USAC4	0.00	303.61	15.74					19.99	19.99		
	System Additions at End User Locations Where 4-Wire DS1 Loop with Channelization with Port Combination Currently Exists and New (Not Currently Combined) in GA, KY, LA, MS & TN Only															
	1 DS1/D4 Channel Bank - Add NRC for each Port and Assoc Fea Activation - New GA, LA, KY, MS, &TN Only			UEPMG	VUMD4	0.00	704.68	441.48	138.36	16.41			19.99			
	Bipolar 8 Zero Substitution															
	Clear Channel Capability Format, superframe - Subsequent Activity Only			UEPMG	CCOSF	0.00	0.00	590.00								
	Clear Channel Capability Format - Extended Superframe - Subsequent Activity Only			UEPMG	CCOEF	0.00	0.00	590.00								
	Alternate Mark Inversion (AMI)															
	Superframe Format			UEPMG	MCOSF	0.00	0.00	0.00								
	Extended Superframe Format			UEPMG	MCOPO	0.00	0.00	0.00								
	Exchange Ports Associated with 4-Wire DS1 Loop with Channelization with Port Exchange Ports															
	Line Side Combination Channelized PBX Trunk Port - Business			UEPPX	UEPCX	1.79	0.00	0.00	0.00	0.00			30.89	7.03		
	Line Side Outward Channelized PBX Trunk Port - Business			UEPPX	UEPOX	1.79	0.00	0.00	0.00	0.00			30.89	7.03		
	Line Side Inward Only Channelized PBX Trunk Port without DID			UEPPX	UEP1X	1.79	0.00	0.00	0.00	0.00			30.89	7.03		
	2-Wire Trunk Side Unbundled Channelized DID Trunk Port			UEPPX	UEPDM	8.97	0.00	0.00	0.00	0.00			30.89	7.03		
	Feature Activations - Unbundled Loop Concentration															
	Feature (Service) Activation for each Line Side Port Terminated in D4 Bank			UEPPX	1PQWM	0.66	23.94	12.64	3.82	3.80			30.89	7.03		
	Feature (Service) Activation for each Trunk Side Port Terminated in D4 Bank			UEPPX	1PQWU	0.66	73.67	17.37	54.09	10.57			30.89	7.03		
	Telephone Number/ Group Establishment Charges for DID Service															
	DID Trunk Termination (1 per Port)			UEPPX	NDT	0.00	0.00	0.00								
	DID Numbers - groups of 20 - Valid all States			UEPPX	ND4	0.00	0.00	0.00								
	Non-Consecutive DID Numbers - per number			UEPPX	ND5	0.00	0.00	0.00								
	Reserve Non-Consecutive DID Numbers			UEPPX	ND6	0.00	0.00	0.00								
	Reserve DID Numbers			UEPPX	NDV	0.00	0.00	0.00								
	Local Number Portability															
	Local Number Portability - 1 per port			UEPPX	LNPCP	3.15	0.00	0.00								
	FEATURES - Vertical and Optional															
	Local Switching Features Offered with Line Side Ports Only															
	All Features Available			UEPPX	UEPVF	0.00	0.00	0.00								
UNBUNDLED PORT LOOP COMBINATIONS - MARKET RATES																
	Market Rates shall apply where BellSouth is not required to provide unbundled local switching or switch ports per FCC and/or State Commission rules.															
	These scenarios include:															
	1. Unbundled port/loop combinations that are Not Currently Combined in Alabama, Florida and North Carolina.															
	2. Unbundled port/loop combinations that are Currently Combined or Not Currently Combined in Zone 1 of the Top 8 MSAs in BellSouth's region for end users with 4 or more DS0 equivalent lines.															
	The Top 8 MSAs in BellSouth's region are: FL (Orlando, Ft. Lauderdale, Miami); GA (Atlanta); LA (New Orleans); NC (Greensboro-Winston Salem-Highpoint/Charlotte-Gastonia-Rock Hill); TN (Nashville).															
	BellSouth currently is developing the billing capability to mechanically bill the recurring and non-recurring Market Rates in this section except for nonrecurring charges for not currently combined in AL, FL and NC. In the interim where BellSouth cannot bill Market Rates, BellSouth shall bill the rates in the Cost-Based section preceding in lieu of the Market Rates and reserves the right to true-up the billing difference.															
	The Market Rate for unbundled ports includes all available features in all states.															
	End Office and Tandem Switching Usage and Common Transport Usage rates in the Port section of this rate exhibit shall apply to all combinations of loop/port network elements except for UNE Coin Port/Loop Combinations which have a flat rate usage charge (USOC: URECU).															
	For Not Currently Combined scenarios where Market Rates apply, the Nonrecurring charges are listed in the First and Additional NRC columns for each Port USOC. For Currently Combined scenarios, the Nonrecurring charges are listed in the NRC - Currently Combined section. Additional NRCs may apply also and are categorized accordingly.															
	2-WIRE VOICE GRADE LOOP WITH 2-WIRE LINE PORT (RES)															
	UNE Port/Loop Combination Rates															
	2-Wire VG Loop/Port Combo - Zone 1		1				26.48									
	2-Wire VG Loop/Port Combo - Zone 2		2				30.31									
	2-Wire VG Loop/Port Combo - Zone 3		3				35.32									
	UNE Loop Rates															
	2-Wire Voice Grade Loop (SL1) - Zone 1		1	UEPRX	UEPLX		12.48									
	2-Wire Voice Grade Loop (SL1) - Zone 2		2	UEPRX	UEPLX		16.31									

UNBUNDLED NETWORK ELEMENTS - Tennessee												Attachment: 2		Exhibit: B		
CATEGORY	RATE ELEMENTS	Interim	Zone	BCS	USOC	RATES(\$)					Svc Order Submitted Elec per LSR	Svc Order Submitted Manually per LSR	Incremental Charge - Manual Svc Order vs. Electronic-1st	Incremental Charge - Manual Svc Order vs. Electronic-Add'l	Incremental Charge - Manual Svc Order vs. Electronic-Disc 1st	Incremental Charge - Manual Svc Order vs. Electronic-Disc Add'l
						Rec	Nonrecurring First	Add'l	Nonrecurring Disconnect First	Add'l	SOME C	SOMAN	SOMAN	SOMAN	SOMAN	SOMAN
	2-Wire Voice Grade Loop (SL1) - Zone 3		3	UEPRX	UEPLX	21.32										
	2-Wire Voice Grade Line Port (Res)															
	2-Wire voice unbundled port - residence			UEPRX	UEPRL	14.00	90.00	90.00					30.89	7.03		
	2-Wire voice unbundled port with Caller ID - res			UEPRX	UEPRC	14.00	90.00	90.00					30.89	7.03		
	2-Wire voice unbundled port outgoing only - res			UEPRX	UEPRO	14.00	90.00	90.00					30.89	7.03		
	2-Wire voice Grade unbundled Tennessee extended local dialing parity port with Caller ID - res			UEPRX	UEPAQ	14.00	90.00	90.00					30.89	7.03		
	2-Wire voice unbundled Tennessee Area Calling port with Caller ID - res (F2R)			UEPRX	UEPAK	14.00	90.00	90.00					30.89	7.03		
	2-Wire voice unbundled Tennessee Area Calling port with Caller ID - res (TACER)			UEPRX	UEPAL	14.00	90.00	90.00					30.89	7.03		
	2-Wire voice unbundled Tennessee Area Calling port with Caller ID - res (TACSR)			UEPRX	UEPAM	14.00	90.00	90.00					30.89	7.03		
	2-Wire voice unbundled Tennessee Area Calling port with Caller ID - res (1MF2X)			UEPRX	UEPAN	14.00	90.00	90.00					30.89	7.03		
	2-Wire voice unbundled Tennessee Area Calling port with Caller ID - res (2MR)			UEPRX	UEPAO	14.00	90.00	90.00					30.89	7.03		
	2-Wire voice unbundles res, low usage line port with Caller ID (LUM)			UEPRX	UEPAP	14.00	90.00	90.00					30.89	7.03		
	LOCAL NUMBER PORTABILITY															
	Local Number Portability (1 per port)			UEPRX	LNPCX	0.35										
	FEATURES															
	All Features Offered			UEPRX	UEPVF	0.00	0.00	0.00					30.89	7.03		
	NONRECURRING CHARGES - CURRENTLY COMBINED															
	2-Wire Voice Grade Loop / Line Port Combination - Switch-as-is			UEPRX	USAC2		41.50	41.50					30.89	7.03		
	2-Wire Voice Grade Loop / Line Port Combination - Switch with change			UEPRX	USACC		41.50	41.50					30.89	7.03		
	ADDITIONAL NRCs															
	NRC - 2-Wire Voice Grade Loop/Line Port Combination - Subsequent			UEPRX	USAS2	0.00	0.00	0.00					30.89	7.03		
	2-WIRE VOICE GRADE LOOP WITH 2-WIRE LINE PORT (BUS)															
	UNE Port/Loop Combination Rates															
	2-Wire VG Loop/Port Combo - Zone 1		1			26.48										
	2-Wire VG Loop/Port Combo - Zone 2		2			30.31										
	2-Wire VG Loop/Port Combo - Zone 3		3			35.32										
	UNE Loop Rates															
	2-Wire Voice Grade Loop (SL1) - Zone 1		1	UEPBX	UEPLX	12.48										
	2-Wire Voice Grade Loop (SL1) - Zone 2		2	UEPBX	UEPLX	16.31										
	2-Wire Voice Grade Loop (SL1) - Zone 3		3	UEPBX	UEPLX	21.32										
	2-Wire Voice Grade Line Port (Bus)															
	2-Wire voice unbundled port without Caller ID - bus			UEPBX	UEPBL	14.00	90.00	90.00					30.89	7.03		
	2-Wire voice unbundled port with Caller + E484 ID - bus			UEPBX	UEPBC	14.00	90.00	90.00					30.89	7.03		
	2-Wire voice unbundled port outgoing only - bus			UEPBX	UEPBO	14.00	90.00	90.00					30.89	7.03		
	2-Wire voice Grade unbundled Tennessee extended local dialing parity port with Caller ID - bus			UEPBX	UEPAV	14.00	90.00	90.00					30.89	7.03		
	2-Wire voice unbundled Tennessee Bus 2-Way Area Calling Port Economy Option (TACC1)			UEPBX	UEPAC	14.00	90.00	90.00					30.89	7.03		
	2-Wire voice unbundled Tennessee Bus 2-Way Area Calling Port Standard Option (TACC2)			UEPBX	UEPAD	14.00	90.00	90.00					30.89	7.03		
	2-Wire voice unbundled Tennessee Bus 2-Way Collierville and Memphis Local Calling Port (B2F)			UEPBX	UEPAE	14.00	90.00	90.00					30.89	7.03		
	LOCAL NUMBER PORTABILITY															
	Local Number Portability (1 per port)			UEPBX	LNPCX	0.35										
	FEATURES															
	All Features Offered			UEPBX	UEPVF	0.00	0.00	0.00					30.89	7.03		
	NONRECURRING CHARGES - CURRENTLY COMBINED															
	2-Wire Voice Grade Loop / Line Port Combination - Switch-as-is			UEPBX	USAC2		41.50	41.50					30.89	7.03		

UNBUNDLED NETWORK ELEMENTS - Tennessee												Attachment: 2		Exhibit: B		
CATEGORY	RATE ELEMENTS		Interim	Zone	BCS	USOC	RATES(\$)				Svc Order Submitted Elec per LSR	Svc Order Submitted Manually per LSR	Incremental Charge - Manual Svc Order vs. Electronic-1st	Incremental Charge - Manual Svc Order vs. Electronic-Add'l	Incremental Charge - Manual Svc Order vs. Electronic-Disc 1st	Incremental Charge - Manual Svc Order vs. Electronic-Disc Add'l
												OSS Rates(\$)				
							Rec	First	Add'l	First	Add'l	SOME C	SOMAN	SOMAN	SOMAN	SOMAN
		2-Wire Voice Grade Loop / Line Port Combination - Switch with change			UEPBX	USACC		41.50	41.50					30.89	7.03	
	ADDITIONAL NRCs															
		NRC - 2-Wire Voice Grade Loop/Line Port Combination - Subsequent			UEPBX	USAS2	0.00	0.00	0.00					30.89	7.03	
	2-WIRE VOICE GRADE LOOP WITH 2-WIRE LINE PORT (RES - PBX)															
	UNE Port/Loop Combination Rates															
		2-Wire VG Loop/Port Combo - Zone 1		1			26.48									
		2-Wire VG Loop/Port Combo - Zone 2		2			30.31									
		2-Wire VG Loop/Port Combo - Zone 3		3			35.32									
	UNE Loop Rates															
		2-Wire Voice Grade Loop (SL1) - Zone 1		1	UEPRG	UEPLX	12.48									
		2-Wire Voice Grade Loop (SL1) - Zone 2		2	UEPRG	UEPLX	16.31									
		2-Wire Voice Grade Loop (SL1) - Zone 3		3	UEPRG	UEPLX	21.32									
	2-Wire Voice Grade Line Port Rates (RES - PBX)															
		2-Wire VG Unbundled Combination 2-Way PBX Trunk Port - Res			UEPRG	UEPRD	14.00	90.00	90.00					30.89	7.03	
	LOCAL NUMBER PORTABILITY															
		Local Number Portability (1 per port)			UEPRG	LNPCP	3.15	0.00	0.00							
	FEATURES															
		All Features Offered			UEPRG	UEPVF	0.00	0.00	0.00					30.89	7.03	
	NONRECURRING CHARGES - CURRENTLY COMBINED															
		2-Wire Voice Grade Loop/ Line Port Combination - Switch-As-Is			UEPRG	USAC2		41.50	41.50					30.89	7.03	
		2-Wire Voice Grade Loop/ Line Port Combination - Switch with Change			UEPRG	USACC		41.50	41.50					30.89	7.03	
	ADDITIONAL NRCs															
		2 Wire Loop/Line Side Port Combination - Non feature - Subsequent Activity- Nonrecurring						0.00	0.00					30.89	7.03	
		PBX Subsequent Activity - Change/Rearrange Multiline Hunt Group						14.64	14.64					30.89	7.03	
	2-WIRE VOICE GRADE LOOP WITH 2-WIRE LINE PORT (BUS - PBX)															
	UNE Port/Loop Combination Rates															
		2-Wire VG Loop/Port Combo - Zone 1		1			26.48									
		2-Wire VG Loop/Port Combo - Zone 2		2			30.31									
		2-Wire VG Loop/Port Combo - Zone 3		3			35.32									
	UNE Loop Rates															
		2-Wire Voice Grade Loop (SL1) - Zone 1		1	UEPPX	UEPLX	12.48									
		2-Wire Voice Grade Loop (SL1) - Zone 2		2	UEPPX	UEPLX	16.31									
		2-Wire Voice Grade Loop (SL1) - Zone 3		3	UEPPX	UEPLX	21.32									
	2-Wire Voice Grade Line Port Rates (BUS - PBX)															
		Line Side Unbundled Combination 2-Way PBX Trunk Port - Bus			UEPPX	UEPPC	14.00	90.00	90.00					30.89	7.03	
		Line Side Unbundled Outward PBX Trunk Port - Bus			UEPPX	UEPPO	14.00	90.00	90.00					30.89	7.03	
		Line Side Unbundled Incoming PBX Trunk Port - Bus			UEPPX	UEPP1	14.00	90.00	90.00					30.89	7.03	
		2-Wire Voice Unbundled PBX LD DDD Terminal Ports			UEPPX	UEPLD	14.00	90.00	90.00					30.89	7.03	
		2-Wire Voice Unbundled 2-Way Combination PBX Tennessee Calling Port			UEPPX	UEPT2	14.00	90.00	90.00					30.89	7.03	
		2-Wire Voice Unbundled 1-Way Outgoing PBX Tennessee Calling Port			UEPPX	UEPTO	14.00	90.00	90.00					30.89	7.03	
		2-Wire Voice Unbundled 2-Way Combination PBX Usage Port			UEPPX	UEPXA	14.00	90.00	90.00					30.89	7.03	
		2-Wire Voice Unbundled PBX Toll Terminal Hotel Ports			UEPPX	UEPXB	14.00	90.00	90.00					30.89	7.03	
		2-Wire Voice Unbundled PBX LD DDD Terminals Port			UEPPX	UEPXC	14.00	90.00	90.00					30.89	7.03	
		2-Wire Voice Unbundled PBX LD Terminal Switchboard Port			UEPPX	UEPXD	14.00	90.00	90.00					30.89	7.03	
		2-Wire Voice Unbundled PBX LD Terminal Switchboard IDD Capable Port			UEPPX	UEPXE	14.00	90.00	90.00					30.89	7.03	
		2-Wire Voice Unbundled 2-Way PBX Hotel/Hospital Economy Administrative Calling Port			UEPPX	UEPXL	14.00	90.00	90.00					30.89	7.03	

UNBUNDLED NETWORK ELEMENTS - Tennessee												Attachment: 2		Exhibit: B		
CATEGORY	RATE ELEMENTS		Interim	Zone	BCS	USOC	RATES(\$)				Svc Order Submitted Elec per LSR	Svc Order Submitted Manually per LSR	Incremental Charge - Manual Svc Order vs. Electronic-1st	Incremental Charge - Manual Svc Order vs. Electronic-Add'l	Incremental Charge - Manual Svc Order vs. Electronic-Disc 1st	Incremental Charge - Manual Svc Order vs. Electronic-Disc Add'l
								Nonrecurring		Nonrecurring Disconnect	OSS Rates(\$)					
							Rec	First	Add'l	First	Add'l	SOME C	SOMAN	SOMAN	SOMAN	SOMAN
		2-Wire Voice Unbundled 2-Way PBX Hotel/Hospital Economy Room Calling Port			UEPPX	UEPXM	14.00	90.00	90.00					30.89	7.03	
		2-Wire Voice Unbundled 1-W Out PBX Hotel/Hospital Economy Administrative Calling Port TN			UEPPX	UEPXN	14.00	90.00	90.00					30.89	7.03	
		2-Wire Voice Unbundled 1-Way Outgoing PBX Hotel/Hospital Discount Room Calling Port			UEPPX	UEPXO	14.00	90.00	90.00					30.89	7.03	
		2-Wire Voice Unbundled 1-Way Outgoing PBX Measured Port			UEPPX	UEPXS	14.00	90.00	90.00					30.89	7.03	
		2-Wire Voice Unbundled PBX Collierville and Memphis Calling Port			UEPPX	UEPXU	14.00	90.00	90.00					30.89	7.03	
		2-Wire Voice Unbundled 2-Way PBX Tennessee Region Serv Calling Port			UEPPX	UEPXV	14.00	90.00	90.00					30.89	7.03	
		LOCAL NUMBER PORTABILITY														
		Local Number Portability (1 per port)			UEPPX	LNPCP	3.15	0.00	0.00							
		FEATURES														
		All Features Offered			UEPPX	UEPVF	0.00	0.00	0.00					30.89	7.03	
		NONRECURRING CHARGES - CURRENTLY COMBINED														
		2-Wire Voice Grade Loop/ Line Port Combination - Switch-As-Is			UEPPX	USAC2		41.50	41.50					30.89	7.03	
		2-Wire Voice Grade Loop/ Line Port Combination - Switch with Change			UEPPX	USACC		41.50	41.50					30.89	7.03	
		2-Wire Voice Grade Loop/ Line Port Combination - Subsequent			UEPPX	USAS2	0.00	0.00	0.00					30.89	7.03	
		2 Wire Loop/Line Side Port Combination - Non feature - Subsequent Activity- Nonrecurring						0.00	0.00					30.89	7.03	
		PBX Subsequent Activity - Change/Rearrange Multiline Hunt Group						14.64	14.64					30.89	7.03	
		2-WIRE VOICE GRADE LOOP WITH 2-WIRE ANALOG LINE COIN PORT														
		UNE Port/Loop Combination Rates														
		2-Wire VG Coin Port/Loop Combo – Zone 1		1			26.48									
		2-Wire VG Coin Port/Loop Combo – Zone 2		2			30.31									
		2-Wire VG Coin Port/Loop Combo – Zone 3		3			35.32									
		UNE Loop Rates														
		2-Wire Voice Grade Loop (SL1) - Zone 1		1	UEPCO	UEPLX	12.48									
		2-Wire Voice Grade Loop (SL1) - Zone 2		2	UEPCO	UEPLX	16.31									
		2-Wire Voice Grade Loop (SL1) - Zone 3		3	UEPCO	UEPLX	21.32									
		2-Wire Voice Grade Line Port Rates (Coin)														
		2-Wire Coin 2-Way without Operator Screening and without Blocking (TN)			UEPCO	UEPTB	14.00	90.00	90.00					30.89	7.03	
		2-Wire Coin 2-Way with Operator Screening and Blocking: 011, 900/976, 1+DDD (NC, TN)			UEPCO	UEPRP	14.00	90.00	90.00					30.89	7.03	
		2-Wire Coin 2-Way with Operator Screening and 011 Blocking (TN)			UEPCO	UEPTA	14.00	90.00	90.00					30.89	7.03	
		2-Wire Coin 2-Way with Operator Screening and Blocking: 900/976, 1+DDD, 011+, and Local (NC, TN)			UEPCO	UEPCA	14.00	90.00	90.00					30.89	7.03	
		2-Wire Coin Outward with Operator Screening and 011 Blocking (TN)			UEPCO	UEPTC	14.00	90.00	90.00					30.89	7.03	
		2-Wire Coin Outward with Operator Screening and Blocking: 900/976, 1+DDD, 011+, and Local (TN)			UEPCO	UEPOT	14.00	90.00	90.00					30.89	7.03	
		LOCAL NUMBER PORTABILITY														
		Local Number Portability (1 per port)			UEPCO	LNPCX	0.35									
		NONRECURRING CHARGES - CURRENTLY COMBINED														
		2-Wire Voice Grade Loop/ Line Port Combination - Switch-As-Is			UEPCO	USAC2		41.50	41.50					30.89	7.03	
		2-Wire Voice Grade Loop/ Line Port Combination - Switch with Change			UEPCO	USACC		41.50	41.50					30.89	7.03	
		ADDITIONAL NRCs														
		2-Wire Voice Grade Loop/ Line Port Combination - Subsequent			UEPCO	USAS2	0.00	0.00	0.00					30.89	7.03	
UNBUNDLED PORT/LOOP COMBINATIONS - MARKET BASED RATES																

UNBUNDLED NETWORK ELEMENTS - Tennessee												Attachment: 2		Exhibit: B			
CATEGORY	RATE ELEMENTS		Interim	Zone	BCS	USOC	RATES(\$)				Svc Order Submitted Elec per LSR	Svc Order Submitted Manually per LSR	Incremental Charge - Manual Svc Order vs. Electronic-1st	Incremental Charge - Manual Svc Order vs. Electronic-Add'l	Incremental Charge - Manual Svc Order vs. Electronic-Disc 1st	Incremental Charge - Manual Svc Order vs. Electronic-Disc Add'l	
							Rec	Nonrecurring First	Add'l	Nonrecurring Disconnect First	Add'l	OSS Rates(\$)					
												SOME C	SOMAN	SOMAN	SOMAN	SOMAN	SOMAN
	2-WIRE VOICE GRADE LOOP- BUS ONLY - WITH 2-WIRE DID TRUNK PORT																
	UNE Port/Loop Combination Rates																
		2-Wire VG Loop/2-Wire DID Trunk Port Combo - UNE Zone 1		1			49.60										
		2-Wire VG Loop/2-Wire DID Trunk Port Combo - UNE Zone 2		2			51.09										
		2-Wire VG Loop/2-Wire DID Trunk Port Combo - UNE Zone 3		3			56.00										
	UNE Loop Rates																
		2-Wire Analog Voice Grade Loop - (SL2) - UNE Zone 1		1	UEPPX	UECD1	9.60										
		2-Wire Analog Voice Grade Loop - (SL2) - UNE Zone 2		2	UEPPX	UECD1	11.09										
		2-Wire Analog Voice Grade Loop - (SL2) - UNE Zone 3		3	UEPPX	UECD1	16.00										
		Exchange Ports - 2-Wire DID Port			UEPPX	UEPD1	40.00	600.00	45.00	8.45	3.91			30.89	7.03		
	NONRECURRING CHARGES - CURRENTLY COMBINED																
		2-Wire Voice Grade Loop / 2-Wire DID Trunk Port Combination - Switch-As-Is Top 8 MSAs only			UEPPX	USAC1		100.00	42.50					30.89	7.03		
		2-Wire Voice Grade Loop / 2-Wire DID Trunk Port Conversion with BellSouth Allowable Changes Top 8 MSAs only			UEPPX	USA1C		100.00	42.50					30.89	7.03		
	Telephone Number/Trunk Group Establishment Charges																
		DID Trunk Termination (One Per Port)			UEPPX	NDT	0.00	0.00	0.00								
		Additional DID Numbers for each Group of 20 DID Numbers			UEPPX	ND4	0.00	0.00	0.00								
		DID Numbers, Non- consecutive DID Numbers , Per Number			UEPPX	ND5	0.00	0.00	0.00								
		Reserve Non-Consecutive DID numbers			UEPPX	ND6	0.00	0.00	0.00								
		Reserve DID Numbers			UEPPX	NDV	0.00	0.00	0.00								
	LOCAL NUMBER PORTABILITY																
		Local Number Portability (1 per port)			UEPPX	LNPCP	3.15	0.00	0.00								
	2-WIRE ISDN DIGITAL GRADE LOOP WITH 2-WIRE ISDN DIGITAL LINE SIDE PORT																
	UNE Port/Loop Combination Rates																
		2W ISDN Digital Grade Loop/2W ISDN Digital Line Side Port - UNE Zone 1		1	UEPPB	UEPPR	32.27										
		2W ISDN Digital Grade Loop/2W ISDN Digital Line Side Port - UNE Zone 2		2	UEPPB	UEPPR	34.78										
		2W ISDN Digital Grade Loop/2W ISDN Digital Line Side Port - UNE Zone 3		3	UEPPB	UEPPR	44.32										
		2-Wire ISDN Digital Grade Loop - UNE Zone 1		1	UEPPB	UEPPR	16.20										
		2-Wire ISDN Digital Grade Loop - UNE Zone 2		2	UEPPB	UEPPR	18.71										
		2-Wire ISDN Digital Grade Loop - UNE Zone 3		3	UEPPB	UEPPR	28.25										
		Exchange Port - 2-Wire ISDN Line Side Port			UEPPB	UEPPR	80.00	525.00	400.00	75.00	70.00			30.89	7.03		
	NONRECURRING CHARGES - CURRENTLY COMBINED																
		2-Wire ISDN Digital Grade Loop / 2-Wire ISDN Line Side Port Combination - Conversion - Top 8 MSAs only			UEPPB	UEPPR	0.00	225.00	225.00					30.89	7.03		
	ADDITIONAL NRCs																
		2-Wire ISDN Loop / 2-Wire ISDN Port Combination - Sub Actvy - Non Feature/Add Trunk			UEPPB	UEPPR		212.88						30.89	7.03		
	LOCAL NUMBER PORTABILITY																
		Local Number Portability (1 per port)			UEPPB	UEPPR	0.35	0.00	0.00								
	B-CHANNEL USER PROFILE ACCESS:																
		CVS/CSD (DMS/5ESS)			UEPPB	UEPPR	0.00	0.00	0.00								
		CVS (EWSD)			UEPPB	UEPPR	0.00	0.00	0.00								
		CSD			UEPPB	UEPPR	0.00	0.00	0.00								
	B-CHANNEL AREA PLUS USER PROFILE ACCESS: (AL,KY,LA,MS SC,MS, & TN)																
		CVS/CSD (DMS/5ESS)			UEPPB	UEPPR	0.00	0.00	0.00								
		CVS (EWSD)			UEPPB	UEPPR	0.00	0.00	0.00								
		CSD			UEPPB	UEPPR	0.00	0.00	0.00								
	USER TERMINAL PROFILE																
		User Terminal Profile (EWSD only)			UEPPB	UEPPR	0.00	0.00	0.00								
	VERTICAL FEATURES																
		All Vertical Features - One per Channel B User Profile			UEPPB	UEPPR	0.00	0.00	0.00								
		Interoffice Channel mileage each, including first mile and facilities termination			UEPPB	UEPPR	17.91	53.99	17.37								
		Interoffice Channel mileage each, additional mile			UEPPB	UEPPR	0.173	0.00	0.00								

UNBUNDLED NETWORK ELEMENTS - Tennessee												Attachment: 2		Exhibit: B		
CATEGORY	RATE ELEMENTS		Interi m	Zone	BCS	USOC	RATES(\$)				Svc Order Submitted Elec per LSR	Svc Order Submitted Manually per LSR	Incremental Charge - Manual Svc Order vs. Electronic- 1st	Incremental Charge - Manual Svc Order vs. Electronic- Add'l	Incremental Charge - Manual Svc Order vs. Electronic- Disc 1st	Incremental Charge - Manual Svc Order vs. Electronic- Disc Add'l
												OSS Rates(\$)				
							Rec	First	Add'l	First	Add'l	SOME C	SOMAN	SOMAN	SOMAN	SOMAN
	4-WIRE DS1 DIGITAL LOOP WITH 4-WIRE ISDN DS1 DIGITAL TRUNK PORT															
	UNE Port/Loop Combination Rates															
		4W DS1 Digital Loop/4W ISDN DS1 Digital Trunk Port - UNE Zone 1		1	UEPPP		982.73									
		4W DS1 Digital Loop/4W ISDN DS1 Digital Trunk Port - UNE Zone 2		2	UEPPP		1,000.40									
		4W DS1 Digital Loop/4W ISDN DS1 Digital Trunk Port - UNE Zone 3		3	UEPPP		1,023.59									
		4-Wire DS1 Digital Loop - UNE Zone 1		1	UEPPP	USL4P	57.73									
		4-Wire DS1 Digital Loop - UNE Zone 2		2	UEPPP	USL4P	75.40									
		4-Wire DS1 Digital Loop - UNE Zone 3		3	UEPPP	USL4P	98.59									
		Exchange Ports - 4-Wire ISDN DS1 Port			UEPPP	UEPPP	925.00	950.00	950.00	130.00	100.00		30.89	7.03		
	NONRECURRING CHARGES - CURRENTLY COMBINED															
		4-Wire DS1 Digital Loop / 4-Wire ISDN DS1 Digital Trunk Port Combination - Conversion - Switch-As-Is Top 8 MSAs only			UEPPP	USACP	0.00	925.00	925.00				30.89	7.03		
	ADDITIONAL NRCs															
		4-Wire DS1 Loop/4-W ISDN Digtl Trk Port - Subsqst Actvy- Inward/two way tel nos within Std Allowance (except NC)			UEPPP	PR7TF		0.94								
		4-Wire DS1 Loop / 4-Wire ISDN DS1 Digital Trunk Port - Outward Tel Numbers (All States except NC)			UEPPP	PR7TO		22.36	22.36							
		4-Wire DS1 Loop / 4-Wire ISDN DS1 Digital Trk Port - Subsequent Inward Tel Nos Above Std Allowance			UEPPP	PR7ZT		44.71	44.70							
	LOCAL NUMBER PORTABILITY															
		Local Number Portability (1 per port)			UEPPP	LNPCN	1.75									
	INTERFACE (Provisioning Only)															
		Voice/Data			UEPPP	PR71V	0.00	0.00	0.00							
		Digital Data			UEPPP	PR71D	0.00	0.00	0.00							
		Inward Data			UEPPP	PR71E	0.00	0.00	0.00							
	New or Additional "B" Channel															
		New or Additional - Voice/Data B Channel			UEPPP	PR7BV	0.00	28.39								
		New or Additional - Digital Data B Channel			UEPPP	PR7BF	0.00	29.11								
		New or Additional Inward Data B Channel			UEPPP	PR7BD	0.00	29.39								
	CALL TYPES															
		Inward			UEPPP	PR7C1	0.00	0.00	0.00							
		Outward			UEPPP	PR7C0	0.00	0.00	0.00							
		Two-way			UEPPP	PR7CC	0.00	0.00	0.00							
	Interoffice Channel Mileage															
		Fixed Each Including First Mile			UEPPP	1LN1A	76.1825	145.98	109.85	19.55						
		Each Airline-Fractional Additional Mile			UEPPP	1LN1B	0.3525									
	4-WIRE DS1 DIGITAL LOOP WITH 4-WIRE DDITS TRUNK PORT															
	UNE Port/Loop Combination Rates															
		4W DS1 Digital Loop/4W DDITS Trunk Port - Statewide		sw	UEPDC											
		4W DS1 Digital Loop/4W DDITS Trunk Port - UNE Zone 1		1	UEPDC		93.28									
		4W DS1 Digital Loop/4W DDITS Trunk Port - UNE Zone 2		2	UEPDC		110.95									
		4W DS1 Digital Loop/4W DDITS Trunk Port - UNE Zone 3		3	UEPDC		134.14									
		4W DS1 Digital Loop/4W DDITS Trunk Port - UNE Zone 4		4	UEPDC											
	UNE Loop Rates															
		4-Wire DS1 Digital Loop - Statewide		sw	UEPDC	USLDC										
		4-Wire DS1 Digital Loop - UNE Zone 1		1	UEPDC	USLDC	57.53									
		4-Wire DS1 Digital Loop - UNE Zone 2		2	UEPDC	USLDC	75.40									
		4-Wire DS1 Digital Loop - UNE Zone 3		3	UEPDC	USLDC	98.59									
		4-Wire DS1 Digital Loop - UNE Zone 4		4	UEPDC	USLDC										
	UNE Port Rate															
		4-Wire DDITS Digital Trunk Port			UEPDC	UDD1T	750.00	982.57	450.10	196.09	19.23		30.89	7.03		
	NONRECURRING CHARGES - CURRENTLY COMBINED															
		4-Wire DS1 Digital Loop / 4-Wire DDITS Trunk Port Combination - Switch-As-Is Top 8 MSAs only			UEPDC	USAC4		312.91	312.91				30.89	7.03		

UNBUNDLED NETWORK ELEMENTS - Tennessee												Attachment: 2		Exhibit: B			
CATEGORY		RATE ELEMENTS	Interim	Zone	BCS	USOC	RATES(\$)				Svc Order Submitted Elec per LSR	Svc Order Submitted Manually per LSR	Incremental Charge - Manual Svc Order vs. Electronic-1st	Incremental Charge - Manual Svc Order vs. Electronic-Add'l	Incremental Charge - Manual Svc Order vs. Electronic-Disc 1st	Incremental Charge - Manual Svc Order vs. Electronic-Disc Add'l	
								Nonrecurring		Nonrecurring Disconnect	OSS Rates(\$)						
							Rec	First	Add'l	First	Add'l	SOMEc	SOMAN	SOMAN	SOMAN	SOMAN	SOMAN
		4-Wire DS1 Digital Loop / 4-Wire DDITS Trunk Port Combination - Conversion with DS1 Changes Top 8 MSAs only			UEPDC	USAWA		312.91	312.91					30.89	7.03		
		4-Wire DS1 Digital Loop / 4-Wire DDITS Trunk Port Combination - Conversion with Change - Trunk Top 8 MSAs only			UEPDC	USAWB		312.91	312.91					30.89	7.03		
	ADDITIONAL NRCS																
		4-Wire DS1 Loop / 4-Wire DDITS Trunk Port - Subsequent Service Activity Per Service Order			UEPDC	USAS4		94.88	94.88								
		4-Wire DS1 Loop / 4-Wire DDITS Trunk Port - NRC - Subsequent Channel Activation/Chan - 2-Way Trunk			UEPDC	UDTTA		108.67	108.67					30.89	7.03		
		4-Wire DS1 Loop / 4-Wire DDITS Trunk Port - Subsequent Channel Activation/Chan - 1-Way Outward Trunk			UEPDC	UDTTB		108.67	108.67					30.89	7.03		
		4-Wire DS1 Loop / 4-Wire DDITS Trunk Port - Subsqnt Channel Activation/Chan - Inward Trunk w/out DID			UEPDC	UDTTC		108.67	108.67					30.89	7.03		
		4-Wire DS1 Loop / 4-Wire DDITS Trunk Port - Subsqnt Chan Activation Per Chan - Inward Trunk with DID			UEPDC	UDTTD		108.67	108.67					30.89	7.03		
		4-Wire DS1 Loop / 4-Wire DDITS Trunk Port - Subsqnt Chan Activation / Chan - 2-Way DID w User Trans			UEPDC	UDTTE		108.67	108.67					30.89	7.03		
	BIPOLAR 8 ZERO SUBSTITUTION																
		B&ZS - Superframe Format			UEPDC	CCOSF		0.00	590.00								
		B&ZS - Extended Superframe Format			UEPDC	CCOEF		0.00	590.00								
	Alternate Mark Inversion																
		AMI - Superframe Format			UEPDC	MCOSF		0.00	0.00								
		AMI - Extended SuperFrame Format			UEPDC	MCOPO		0.00	0.00								
	Telephone Number/Trunk Group Establishment Charges																
		Telephone Number for 2-Way Trunk Group			UEPDC	UDTGX		0.00									
		Telephone Number for 1-Way Outward Trunk Group			UEPDC	UDTGY		0.00									
		Telephone Number for 1-Way Inward Trunk Group Without DID			UEPDC	UDTGZ		0.00									
		DID Numbers, Establish Trunk Group and Provide First Group of 20 DID Numbers			UEPDC	NDZ		0.00	0.00	0.00							
		DID Numbers for each Group of 20 DID Numbers			UEPDC	ND4		0.00									
		DID Numbers, Non- consecutive DID Numbers , Per Number			UEPDC	ND5		0.00									
		Reserve Non-Consecutive DID Nos.			UEPDC	ND6		0.00	0.00	0.00							
		Reserve DID Numbers			UEPDC	NDV		0.00	0.00	0.00							
	Dedicated DS1 (Interoffice Channel Mileage) -																
	FX/FCO for 4-Wire DS1 Digital Loop with 4-Wire DDITS Trunk Port																
		Interoffice Channel Mileage - Fixed rate 0-8 miles (Facilities Termination)			UEPDC	1LNO1		75.83	145.98	109.85	19.66	14.99					
		Interoffice Channel Mileage - Additional rate per mile - 0-8 miles			UEPDC	1LNOA		0.3525	0.00	0.00							
		Interoffice Channel Mileage - Fixed rate 9-25 miles (Facilities Termination)			UEPDC	1LNO2		0.00	0.00	0.00							
		Interoffice Channel Mileage - Additional rate per mile - 9-25 miles			UEPDC	1LNOB		0.3525	0.00	0.00							
		Interoffice Channel Mileage - Fixed rate 25+ miles (Facilities Termination)			UEPDC	1LNO3		0.00	0.00	0.00							
		Interoffice Channel Mileage - Additional rate per mile - 25+ miles			UEPDC	1LNOC		0.3525	0.00	0.00							
		Local Number Portability, per DSO Activated			UEPDC	LNPCP		3.15	0.00	0.00							
		Central Office Terminating Point			UEPDC	CTG		0.00									
	4-WIRE DS1 LOOP WITH CHANNELIZATION WITH PORT																
	System is 1 DS1 Loop, 1 D4 Channel Bank, and up to 24 Feature Activations																
	A system can have various rate combinations based on type and number of ports used																
	UNE DS1 Loop																
		4-Wire DS1 Loop - UNE Zone 1		1	UEPMG	USLDC		57.73	0.00	0.00							
		4-Wire DS1 Loop - UNE Zone 2		2	UEPMG	USLDC		75.40	0.00	0.00							
		4-Wire DS1 Loop - UNE Zone 3		3	UEPMG	USLDC		98.59	0.00	0.00							
	UNE DSO Channelization Capacities (D4 Channel Bank Configurations)																

UNBUNDLED NETWORK ELEMENTS - Tennessee												Attachment: 2		Exhibit: B		
CATEGORY	RATE ELEMENTS	Interim	Zone	BCS	USOC	RATES(\$)					Svc Order Submitted Elec per LSR	Svc Order Submitted Manually per LSR	Incremental Charge - Manual Svc Order vs. Electronic-1st	Incremental Charge - Manual Svc Order vs. Electronic-Add'l	Incremental Charge - Manual Svc Order vs. Electronic-Disc 1st	Incremental Charge - Manual Svc Order vs. Electronic-Disc Add'l
							Nonrecurring		Nonrecurring Disconnect			OSS Rates(\$)				
						Rec	First	Add'l	First	Add'l	SOME C	SOMAN	SOMAN	SOMAN	SOMAN	SOMAN
	24 DSO Channel Capacity - 1 per DS1			UEPMG	VUM24	131.87	0.00	0.00					30.89	7.03		
	48 DSO Channel Capacity - 1 per 2 DS1s			UEPMG	VUM48	263.74	0.00	0.00					30.89	7.03		
	96 DSO Channel Capacity -1per 4 DS1s			UEPMG	VUM96	527.48	0.00	0.00					30.89	7.03		
	144 DSO Channel Capacity - 1 per 6 DS1s			UEPMG	VUM14	791.42	0.00	0.00					30.89	7.03		
	192 DSO Channel Capacity -1 per 8 DS1s			UEPMG	VUM19	827.76	0.00	0.00					30.89	7.03		
	240 DSO Channel Capacity - 1 per 10 DS1s			UEPMG	VUM20	1,318.70	0.00	0.00					30.89	7.03		
	288 DSO Channel Capacity - 1 per 12 DS1s			UEPMG	VUM28	1,582.44	0.00	0.00					30.89	7.03		
	384 DSO Channel Capacity - 1 per 16 DS1s			UEPMG	VUM38	2,109.92	0.00	0.00					30.89	7.03		
	480 DSO Channel Capacity - 1 per 20 DS1s			UEPMG	VUM40	2,637.40	0.00	0.00					30.89	7.03		
	576 DSO Channel Capacity -1 per 24 DS1s			UEPMG	VUM57	3,164.88	0.00	0.00					30.89	7.03		
	672 DSO Channel Capacity - 1 per 28 DS1s			UEPMG	VUM67	3,692.36	0.00	0.00					30.89	7.03		
Non-Recurring Charges (NRC) Associated with 4-Wire DS1 Loop with Channelization with Port - Conversion Charge Based on a System																
A Minimum System configuration is One (1) DS1, One (1) D4 Channel Bank, and Up To 24 DSO Ports with Feature Activations.																
Multiples of this configuration functioning as one are considered Add'l after the minimum system configuration is counted.																
	NRC - Conversion (Currently Combined) with or without BellSouth Allowed Changes - Top 8 MSAs Only			UEPMG	USAC4	0.00	303.61	15.74					30.89	7.03		
System Additions Where Currently Combined and New (Not Currently Combined)																
In Top 8 MSAs and AL, FL, and NC Only																
	1 DS1/D4 Channel Bank - Add NRC for each Port and Assoc Fea Activation -			UEPMG	VUMD4	0.00	704.68	441.48	138.36	16.41			30.89	7.03		
Bipolar 8 Zero Substitution																
	Clear Channel Capability Format - superframe - Subsequent Activity Only			UEPMG	CCOSF	0.00	0.00	590.00								
	Clear Channel Capability Format - Extended Superframe - Subsequent Activity Only			UEPMG	CCOEF	0.00	0.00	590.00								
Alternate Mark Inversion (AMI)																
	Superframe Format			UEPMG	MCOSF	0.00	0.00	0.00								
	Extended Superframe Format			UEPMG	MCOPO	0.00	0.00	0.00								
Exchange Ports Associated with 4-Wire DS1 Loop with Channelization with Port																
Exchange Ports																
	Line Side Combination Channelized PBX Trunk Port - Business			UEPPX	UEPCX	14.00	0.00	0.00	0.00	0.00			30.89	7.03		
	Line Side Outward Channelized PBX Trunk Port - Business			UEPPX	UEPOX	14.00	0.00	0.00	0.00	0.00			30.89	7.03		
	Line Side Inward Only Channelized PBX Trunk Port without DID			UEPPX	UEP1X	14.00	0.00	0.00	0.00	0.00			30.89	7.03		
	2-Wire Trunk Side Unbundled Channelized DID Trunk Port			UEPPX	UEPDM	40.00	0.00	0.00	0.00	0.00			30.89	7.03		
Feature Activations - Unbundled Loop Concentration																
	Feature (Service) Activation for each Line Side Port Terminated in D4 Bank			UEPPX	1PQWM	0.66	40.00	20.00	6.00	5.00						
	Feature (Service) Activation for each Trunk Side Port Terminated in D4 Bank			UEPPX	1PQWU	0.66	110.00	30.00	75.00	15.00						
Telephone Number/ Group Establishment Charges for DID Service																
	DID Trunk Termination (1 per Port)			UEPPX	NDT	0.00	0.00	0.00								
	DID Numbers - groups of 20 - Valid all States			UEPPX	ND4	0.00	0.00	0.00								
	Non-Consecutive DID Numbers - per number			UEPPX	ND5	0.00	0.00	0.00								
	Reserve Non-Consecutive DID Numbers			UEPPX	ND6	0.00	0.00	0.00								
	Reserve DID Numbers			UEPPX	NDV	0.00	0.00	0.00								
Local Number Portability																
	Local Number Portability - 1 per port			UEPPX	LNPCP	3.15	0.00	0.00								
FEATURES - Vertical and Optional																
Local Switching Features Offered with Line Side Ports Only																
	All Features Available			UEPPX	UEPVF	0.00	0.00	0.00								
UNBUNDLED CENTREX PORT/LOOP COMBINATIONS - COST BASED RATES																
1. Cost Based Rates are applied where BellSouth is required by FCC and/or State Commission rule to provide Unbundled Local Switching or Switch Ports.																
2. Features shall apply to the Unbundled Port/Loop Combination - Cost Based Rate section in the same manner as they are applied to the Stand-Alone Unbundled Port section of this Rate Exhibit.																
3. End Office and Tandem Switching Usage and Common Transport Usage rates in the Port section of this rate exhibit shall apply to all combinations of loop/port network elements except for UNE Coin Port/Loop Combinations.																
For Georgia, Kentucky, Louisiana, Mississippi and Tennessee, the recurring UNE Port and Loop charges listed apply to Currently Combined and Not Currently Combined Combos. The first and additional Port nonrecurring charges apply to Not Currently Combined Combos for all states. In GA, KY, LA, MS and TN these nonrecurring charges are commission ordered cost based rates and in AL, FL, NC and SC these nonrecurring charges are Market Rates and are listed in the Market Rate section. For Currently Combined Combos in all other states, the nonrecurring charges shall be those identified in the Nonrecurring - Currently Combined sections.																

UNBUNDLED NETWORK ELEMENTS - Tennessee												Attachment: 2		Exhibit: B			
CATEGORY		RATE ELEMENTS	Interim	Zone	BCS	USOC	RATES(\$)				Svc Order Submitted Elec per LSR	Svc Order Submitted Manually per LSR	Incremental Charge - Manual Svc Order vs. Electronic-1st	Incremental Charge - Manual Svc Order vs. Electronic-Add'l	Incremental Charge - Manual Svc Order vs. Electronic-Disc 1st	Incremental Charge - Manual Svc Order vs. Electronic-Disc Add'l	
							Rec	Nonrecurring First	Add'l	Nonrecurring Disconnect							
												OSS Rates(\$)					
												SOMEC	SOMAN	SOMAN	SOMAN	SOMAN	SOMAN
5. Market Rates for Unbundled Centrex Port/Loop Combination will be negotiated on an Individual Case Basis, until further notice.																	
UNE-P CENTREX - 1AESS - (Valid in AL,FL,GA,KY,LA,MS,&TN only)																	
2-Wire VG Loop/2-Wire Voice Grade Port (Centrex) Combo																	
UNE Port/Loop Combination Rates (Non-Design)																	
		2-Wire VG Loop/2-Wire Voice Grade Port (Centrex) Port Combo - Non-Design		1	UEP91		14.18										
		2-Wire VG Loop/2-Wire Voice Grade Port (Centrex)Port Combo - Non-Design		2	UEP91		18.01										
		2-Wire VG Loop/2-Wire Voice Grade Port (Centrex)Port Combo - Non-Design		3	UEP91		23.02										
UNE Port/Loop Combination Rates (Design)																	
		2-Wire VG Loop/2-Wire Voice Grade Port (Centrex) Port Combo - Design		1	UEP91		18.26										
		2-Wire VG Loop/2-Wire Voice Grade Port (Centrex)Port Combo - Design		2	UEP91		23.33										
		2-Wire VG Loop/2-Wire Voice Grade Port (Centrex)Port Combo - Design		3	UEP91		29.98										
UNE Loop Rate																	
		2-Wire Voice Grade Loop (SL 1) - Zone 1		1	UEP91	UECS1	12.48										
		2-Wire Voice Grade Loop (SL 1) - Zone 2		2	UEP91	UECS1	16.31										
		2-Wire Voice Grade Loop (SL 1) - Zone 3		3	UEP91	UECS1	21.32										
		2-Wire Voice Grade Loop (SL 2) - Zone 1		1	UEP91	UECS2	16.56										
		2-Wire Voice Grade Loop (SL 2) - Zone 2		2	UEP91	UECS2	21.63										
		2-Wire Voice Grade Loop (SL 2) - Zone 3		3	UEP91	UECS2	28.28										
UNE Ports																	
All States (Except North Carolina and Sout Carolina)																	
		2-Wire Voice Grade Port (Centrex) Basic Local Area			UEP91	UEPYA	1.70	22.14	15.25	8.45	3.91		30.89	7.03			
		2-Wire Voice Grade Port (Centrex 800 termination)Basic Local Area			UEP91	UEPYB	1.70	22.14	15.25	8.45	3.91		30.89	7.03			
		2-Wire Voice Grade Port (Centrex with Caller ID)1Basic Local Area			UEP91	UEPYH	1.70	22.14	15.25	8.45	3.91		30.89	7.03			
		2-Wire Voice Grade Port (Centrex from diff Serving Wire Center)2 Basic Local Area			UEP91	UEPYM	1.70	22.14	15.25	8.45	3.91		30.89	7.03			
		2-Wire Voice Grade Port, Diff Serving Wire Center - 800 Service Term - Basic Local Area			UEP91	UEPYZ	1.70	22.14	15.25	8.45	3.91		30.89	7.03			
		2-Wire Voice Grade Port terminated in on Megalink or equivalent - Basic Local Area			UEP91	UEPY9	1.70	22.14	15.25	8.45	3.91		30.89	7.03			
		2-Wire Voice Grade Port Terminated on 800 Service Term - Basic Local Area			UEP91	UEPY2	1.70	22.14	15.25	8.45	3.91		30.89	7.03			
AL, KY, LA, MS, & TN Only																	
		2-Wire Voice Grade Port (Centrex)			UEP91	UEPQA	1.70	22.14	15.25	8.45	3.91		30.89	7.03			
		2-Wire Voice Grade Port (Centrex 800 termination)			UEP91	UEPQB	1.70	22.14	15.25	8.45	3.91		30.89	7.03			
		2-Wire Voice Grade Port (Centrex with Caller ID)1			UEP91	UEPQH	1.70	22.14	15.25	8.45	3.91		30.89	7.03			
		2-Wire Voice Grade Port (Centrex from diff Serving Wire Center)2			UEP91	UEPQM	1.70	22.14	15.25	8.45	3.91		30.89	7.03			
		2-Wire Voice Grade Port, Diff Serving Wire Center - 800 Service Term			UEP91	UEPQZ	1.70	22.14	15.25	8.45	3.91		30.89	7.03			
		2-Wire Voice Grade Port terminated in on Megalink or equivalent			UEP91	UEPQ9	1.70	22.14	15.25	8.45	3.91		30.89	7.03			
		2-Wire Voice Grade Port Terminated on 800 Service Term			UEP91	UEPQ2	1.70	22.14	15.25	8.45	3.91		30.89	7.03			
Local Switching																	
		Centrex Intercom Funtionality, per port			UEP91	URECS	0.6381										
Local Number Portability																	
		Local Number Portability (1 per port)			UEP91	LNPCC	0.35										
Features																	
		All Standard Features Offered, per port			UEP91	UEPVF	0.00						30.89	7.03			
		All Select Features Offered, per port			UEP91	UEPVS	0.00	433.78					30.89	7.03			
		All Centrex Control Features Offered, per port			UEP91	UEPVC	0.00						30.89	7.03			
NARS																	

UNBUNDLED NETWORK ELEMENTS - Tennessee												Attachment: 2		Exhibit: B		
CATEGORY		RATE ELEMENTS	Interim	Zone	BCS	USOC	RATES(\$)				Svc Order Submitted Elec per LSR	Svc Order Submitted Manually per LSR	Incremental Charge - Manual Svc Order vs. Electronic-1st	Incremental Charge - Manual Svc Order vs. Electronic-Add'l	Incremental Charge - Manual Svc Order vs. Electronic-Disc 1st	Incremental Charge - Manual Svc Order vs. Electronic-Disc Add'l
							Rec	Nonrecurring First	Add'l	Nonrecurring Disconnect First						
												OSS Rates(\$)				
												SOME C	SOMAN	SOMAN	SOMAN	SOMAN
		Unbundled Network Access Register - Combination			UEP91	UARCX	0.00	0.00	0.00				30.89	7.03		
		Unbundled Network Access Register - Indial			UEP91	UAR1X	0.00	0.00	0.00				30.89	7.03		
		Unbundled Network Access Register - Outdial			UEP91	UARO X	0.00	0.00	0.00				30.89	7.03		
		Miscellaneous Terminations														
		2-Wire Trunk Side														
		Trunk Side Terminations, each			UEP91	CENA6	8.78	22.14	15.25	8.45	3.91		30.89	7.03		
		Interoffice Channel Mileage - 2-Wire														
		Interoffice Channel Facilities Termination - Voice Grade			UEP91	MIGBC	18.58	22.14	15.25	8.45	3.91		30.89	7.03		
		Interoffice Channel mileage, per mile or fraction of mile			UEP91	MIGBM	0.0174									
		Feature Activations (DS0) Centrex Loops on Channelized DS1 Service														
		D4 Channel Bank Feature Activations														
		Feature Activation on D-4 Channel Bank Centrex Loop Slot			UEP91	1PQWS	0.66									
		Feature Activation on D-4 Channel Bank FX line Side Loop Slot			UEP91	1PQW6	0.66									
		Feature Activation on D-4 Channel Bank FX Trunk Side Loop Slot			UEP91	1PQW7	0.66									
		Feature Activation on D-4 Channel Bank Centrex Loop Slot - Different Wire Center			UEP91	1PQWP	0.66									
		Feature Activation on D-4 Channel Bank Private Line Loop Slot			UEP91	1PQWV	0.66									
		Feature Activation on D-4 Channel Bank Tjle Line/Trunk Loop Slot			UEP91	1PQWQ	0.66									
		Feature Activation on D-4 Channel Bank WATS Loop Slot			UEP91	1PQWA	0.66									
		Non-Recurring Charges (NRC) Associated with UNE-P Centrex														
		Conversion - Currently Combined Switch-As-Is with allowed changes, per port			UEP91	USAC2		1.03	0.29				30.89	7.03		
		New Centrex Standard Common Block			UEP91	M1ACS	0.00	658.60					30.89	7.03		
		New Centrex Customized Common Block			UEP91	M1ACC	0.00	658.60					30.89	7.03		
		Secondary Block, per Block			UEP91	M2CC1	0.00	73.55					30.89	7.03		
		NAR Establishment Charge, Per Occasion			UEP91	URECA		68.57					30.89	7.03		
		UNE-P CENTREX - 5ESS (Valid in All States)														
		2-Wire VG Loop/2-Wire Voice Grade Port (Centrex) Combo														
		UNE Port/Loop Combination Rates (Non-Design)														
		2-Wire VG Loop/2-Wire Voice Grade Port (Centrex) Port Combo - Non-Design		1	UEP95		14.18									
		2-Wire VG Loop/2-Wire Voice Grade Port (Centrex)Port Combo - Non-Design		2	UEP95		18.01									
		2-Wire VG Loop/2-Wire Voice Grade Port (Centrex)Port Combo - Non-Design		3	UEP95		23.02									
		UNE Port/Loop Combination Rates (Design)														
		2-Wire VG Loop/2-Wire Voice Grade Port (Centrex) Port Combo - Design		1	UEP95		18.26									
		2-Wire VG Loop/2-Wire Voice Grade Port (Centrex)Port Combo - Design		2	UEP95		23.33									
		2-Wire VG Loop/2-Wire Voice Grade Port (Centrex)Port Combo - Design		3	UEP95		29.98									
		UNE Loop Rate														
		2-Wire Voice Grade Loop (SL 1) - Zone 1		1	UEP95	UECS1	12.48									
		2-Wire Voice Grade Loop (SL 1) - Zone 2		2	UEP95	UECS1	16.31									
		2-Wire Voice Grade Loop (SL 1) - Zone 3		3	UEP95	UECS1	21.32									
		2-Wire Voice Grade Loop (SL 2) - Zone 1		1	UEP95	UECS2	16.56									
		2-Wire Voice Grade Loop (SL 2) - Zone 2		2	UEP95	UECS2	21.63									
		2-Wire Voice Grade Loop (SL 2) - Zone 3		3	UEP95	UECS2	28.28									
		UNE Port Rate														
		All States														
		2-Wire Voice Grade Port (Centrex) Basic Local Area			UEP95	UEPYA	1.70	22.14	15.25	8.45	3.91		30.89	7.03		
		2-Wire Voice Grade Port (Centrex 800 termination)			UEP95	UEPYB	1.70	22.14	15.25	8.45	3.91		30.89	7.03		
		2-Wire Voice Grade Port (Centrex with Caller ID)1Basic Local Area			UEP95	UEPYH	1.70	22.14	15.25	8.45	3.91		30.89	7.03		

UNBUNDLED NETWORK ELEMENTS - Tennessee													Attachment: 2		Exhibit: B			
CATEGORY	RATE ELEMENTS		Interim	Zone	BCS	USOC	RATES(\$)					Svc Order Submitted Elec per LSR	Svc Order Submitted Manually per LSR	Incremental Charge - Manual Svc Order vs. Electronic-1st	Incremental Charge - Manual Svc Order vs. Electronic-Add'l	Incremental Charge - Manual Svc Order vs. Electronic-Disc 1st	Incremental Charge - Manual Svc Order vs. Electronic-Disc Add'l	
								Nonrecurring			Nonrecurring	Disconnect	OSS Rates(\$)					
							Rec	First	Add'l		First	Add'l	SOMEC	SOMAN	SOMAN	SOMAN	SOMAN	SOMAN
		2-Wire Voice Grade Port (Centrex from diff Serving Wire Center)2 Basic Local Area			UEP95	UEPYM	1.70	22.14	15.25		8.45	3.91		30.89	7.03			
		2-Wire Voice Grade Port, Diff Serving Wire Center - 800 Service Term - Basic Local Area			UEP95	UEPYZ	1.70	22.14	15.25		8.45	3.91		30.89	7.03			
		2-Wire Voice Grade Port terminated in on Megalink or equivalent - Basic Local Area			UEP95	UEPY9	1.70	22.14	15.25		8.45	3.91		30.89	7.03			
		2-Wire Voice Grade Port Terminated on 800 Service Term - Basic Local Area			UEP95	UEPY2	1.70	22.14	15.25		8.45	3.91		30.89	7.03			
	AL, KY, LA, MS, SC, & TN Only																	
		2-Wire Voice Grade Port (Centrex)			UEP95	UEPQA	1.70	22.14	15.25		8.45	3.91		30.89	7.03			
		2-Wire Voice Grade Port (Centrex 800 termination)			UEP95	UEPQB	1.70	22.14	15.25		8.45	3.91		30.89	7.03			
		2-Wire Voice Grade Port (Centrex with Caller ID)1			UEP95	UEPQH	1.70	22.14	15.25		8.45	3.91		30.89	7.03			
		2-Wire Voice Grade Port (Centrex from diff Serving Wire Center)2			UEP95	UEPQM	1.70	22.14	15.25		8.45	3.91		30.89	7.03			
		2-Wire Voice Grade Port, Diff Serving Wire Center - 800 Service Term			UEP95	UEPQZ	1.70	22.14	15.25		8.45	3.91		30.89	7.03			
		2-Wire Voice Grade Port terminated in on Megalink or equivalent			UEP95	UEPQ9	1.70	22.14	15.25		8.45	3.91		30.89	7.03			
		2-Wire Voice Grade Port Terminated on 800 Service Term			UEP95	UEPQ2	1.70	22.14	15.25		8.45	3.91		30.89	7.03			
	FL & GA Only																	
	Local Switching																	
		Centrex Intercom Funtionality, per port			UEP95	URECS	0.6381											
	Local Number Portability																	
		Local Number Portability (1 per port)			UEP95	LNPPC	0.35											
	Features																	
		All Standard Features Offered, per port			UEP95	UEPVF	0.00							30.89	7.03			
		All Select Features Offered, per port			UEP95	UEPVS	0.00	433.78						30.89	7.03			
		All Centrex Control Features Offered, per port			UEP95	UEPVC	0.00							30.89	7.03			
	NARS																	
		Unbundled Network Access Register - Combination			UEP95	UARCX	0.00	0.00	0.00					30.89	7.03			
		Unbundled Network Access Register - Indial			UEP95	UAR1X	0.00	0.00	0.00					30.89	7.03			
		Unbundled Network Access Register - Outdial			UEP95	UARO	0.00	0.00	0.00					30.89	7.03			
	Miscellaneous Terminations																	
	2-Wire Trunk Side																	
		Trunk Side Terminations, each			UEP95	CEND6	8.78	47.75	47.01		9.21	8.47		30.89	7.03			
	4-Wire Digital (1.544 Megabits)																	
		DS1 Circuit Terminations, each			UEP95	M1HD1	35.55	75.93	38.15					30.89	7.03			
		DS0 Channels Activated, each			UEP95	M1HDO	0.00	108.67						30.89	7.03			
	Interoffice Channel Mileage - 2-Wire																	
		Interoffice Channel Facilities Termination			UEP95	MIGBC	18.58	22.14	15.25		8.45	3.91		30.89	7.03			
		Interoffice Channel mileage, per mile or fraction of mile			UEP95	MIGBM	0.0174											
	Feature Activations (DS0) Centrex Loops on Channelized DS1 Service																	
	D4 Channel Bank Feature Activations																	
		Feature Activation on D-4 Channel Bank Centrex Loop Slot			UEP95	1PQWS	0.66											
		Feature Activation on D-4 Channel Bank FX line Side Loop Slot			UEP95	1PQW6	0.66											
		Feature Activation on D-4 Channel Bank FX Trunk Side Loop Slot			UEP95	1PQW7	0.66											
		Feature Activation on D-4 Channel Bank Centrex Loop Slot - Different Wire Center			UEP95	1PQWP	0.66											
		Feature Activation on D-4 Channel Bank Private Line Loop Slot			UEP95	1PQWV	0.66											
		Feature Activation on D-4 Channel Bank Tjlie Line/Trunk Loop Slot			UEP95	1PQWQ	0.66											
		Feature Activation on D-4 Channel Bank WATS Loop Slot			UEP95	1PQWA	0.66											
	Non-Recurring Charges (NRC) Associated with UNE-P Centrex																	
		NRC Conversion Currently Combined Switch-As-Is with allowed changes, per port			UEP95	USAC2		1.03	0.29					30.89	7.03			
		New Centrex Standard Common Block			UEP95	M1ACS	0.00	658.60						30.89	7.03			

UNBUNDLED NETWORK ELEMENTS - Tennessee

CATEGORY	RATE ELEMENTS	Interim	Zone	BCS	USOC		RATES(\$)					Svc Order Submitted Elec per LSR	Svc Order Submitted Manually per LSR	Incremental Charge - Manual Svc Order vs. Electronic-1st	Incremental Charge - Manual Svc Order vs. Electronic-Add'l	Incremental Charge - Manual Svc Order vs. Electronic-Disc 1st	Incremental Charge - Manual Svc Order vs. Electronic-Disc Add'l
							Rec	Nonrecurring First	Add'l	Nonrecurring First	Disconnect Add'l						
													OSS Rates(\$)				
							Rec	First	Add'l	First	Add'l	SOME C	SOMAN	SOMAN	SOMAN	SOMAN	SOMAN
	New Centrex Customized Common Block			UEP95	M1ACC		0.00	658.60					30.89	7.03			
	NAR Establishment Charge, Per Occasion			UEP95	URECA		0.00	68.57					30.89	7.03			
	UNE-P CENTREX - DMS100 (Valid in All States)																
	2-Wire VG Loop/2-Wire Voice Grade Port (Centrex) Combo																
	UNE Port/Loop Combination Rates (Non-Design)																
	2-Wire VG Loop/2-Wire Voice Grade Port (Centrex) Port Combo - Non-Design		1	UEP9D			14.18										
	2-Wire VG Loop/2-Wire Voice Grade Port (Centrex)Port Combo - Non-Design		2	UEP9D			18.01										
	2-Wire VG Loop/2-Wire Voice Grade Port (Centrex)Port Combo - Non-Design		3	UEP9D			23.02										
	UNE Port/Loop Combination Rates (Design)																
	2-Wire VG Loop/2-Wire Voice Grade Port (Centrex) Port Combo - Design		1	UEP9D			18.26										
	2-Wire VG Loop/2-Wire Voice Grade Port (Centrex)Port Combo - Design		2	UEP9D			23.33										
	2-Wire VG Loop/2-Wire Voice Grade Port (Centrex)Port Combo - Design		3	UEP9D			29.98										
	UNE Loop Rate																
	2-Wire Voice Grade Loop (SL 1) - Zone 1		1	UEP9D	UECS1		12.48										
	2-Wire Voice Grade Loop (SL 1) - Zone 2		2	UEP9D	UECS1		16.31										
	2-Wire Voice Grade Loop (SL 1) - Zone 3		3	UEP9D	UECS1		21.32										
	2-Wire Voice Grade Loop (SL 2) - Zone 1		1	UEP9D	UECS2		16.56										
	2-Wire Voice Grade Loop (SL 2) - Zone 2		2	UEP9D	UECS2		21.63										
	2-Wire Voice Grade Loop (SL 2) - Zone 3		3	UEP9D	UECS2		28.28										
	UNE Port Rate																
	ALL STATES																
	2-Wire Voice Grade Port (Centrex) Basic Local Area			UEP9D	UEPYA		1.70	22.14	15.25	8.45	3.91		30.89	7.03			
	2-Wire Voice Grade Port (Centrex 800 termination)Basic Local Area			UEP9D	UEPYB		1.70	22.14	15.25	8.45	3.91		30.89	7.03			
	2-Wire Voice Grade Port (Centrex / EBS-PSET)3Basic Local Area			UEP9D	UEPYC		1.70	22.14	15.25	8.45	3.91		30.89	7.03			
	2-Wire Voice Grade Port (Centrex / EBS-M5009)3Basic Local Area			UEP9D	UEPYD		1.70	22.14	15.25	8.45	3.91		30.89	7.03			
	2-Wire Voice Grade Port (Centrex / EBS-M5209))3 Basic Local Area			UEP9D	UEPYE		1.70	22.14	15.25	8.45	3.91		30.89	7.03			
	2-Wire Voice Grade Port (Centrex / EBS-M5112))3 Basic Local Area			UEP9D	UEPYF		1.70	22.14	15.25	8.45	3.91		30.89	7.03			
	2-Wire Voice Grade Port (Centrex / EBS-M5312))3Basic Local Area			UEP9D	UEPYG		1.70	22.14	15.25	8.45	3.91		30.89	7.03			
	2-Wire Voice Grade Port (Centrex / EBS-M5008))3 Basic Local Area			UEP9D	UEPYT		1.70	22.14	15.25	8.45	3.91		30.89	7.03			
	2-Wire Voice Grade Port (Centrex / EBS-M5208))3 Basic Local Area			UEP9D	UEPYU		1.70	22.14	15.25	8.45	3.91		30.89	7.03			
	2-Wire Voice Grade Port (Centrex / EBS-M5216))3 Basic Local Area			UEP9D	UEPYV		1.70	22.14	15.25	8.45	3.91		30.89	7.03			
	2-Wire Voice Grade Port (Centrex / EBS-M5316))3 Basic Local Area			UEP9D	UEPY3		1.70	22.14	15.25	8.45	3.91		30.89	7.03			
	2-Wire Voice Grade Port (Centrex with Caller ID) Basic Local Area			UEP9D	UEPYH		1.70	22.14	15.25	8.45	3.91		30.89	7.03			
	2-Wire Voice Grade Port (Centrex/Caller ID/Msg Wtg Lamp Indication))3 Basic Local Area			UEP9D	UEPYW		1.70	22.14	15.25	8.45	3.91		30.89	7.03			
	2-Wire Voice Grade Port (Centrex/Msg Wtg Lamp Indication))3 Basic Local Area			UEP9D	UEPYJ		1.70	22.14	15.25	8.45	3.91		30.89	7.03			
	2-Wire Voice Grade Port (Centrex from diff Serving Wire Center) 2 Basic Local Area			UEP9D	UEPYM		1.70	22.14	15.25	8.45	3.91		30.89	7.03			
	2-Wire Voice Grade Port (Centrex/differ SWC /EBS-PSET)2, 3 Basic Local Area			UEP9D	UEPYO		1.70	22.14	15.25	8.45	3.91		30.89	7.03			

UNBUNDLED NETWORK ELEMENTS - Tennessee												Attachment: 2		Exhibit: B		
CATEGORY	RATE ELEMENTS	Interim	Zone	BCS	USOC	RATES(\$)					Svc Order Submitted Elec per LSR	Svc Order Submitted Manually per LSR	Incremental Charge - Manual Svc Order vs. Electronic-1st	Incremental Charge - Manual Svc Order vs. Electronic-Add'l	Incremental Charge - Manual Svc Order vs. Electronic-Disc 1st	Incremental Charge - Manual Svc Order vs. Electronic-Disc Add'l
							Nonrecurring			Nonrecurring Disconnect	OSS Rates(\$)					
						Rec	First	Add'l	First	Add'l	SOMEC	SOMAN	SOMAN	SOMAN	SOMAN	SOMAN
	2-Wire Voice Grade Port (Centrex/differ SWC /EBS-M5009)2, 3 Basic Local Area			UEP9D	UEPYP	1.70	22.14	15.25	8.45	3.91		30.89	7.03			
	2-Wire Voice Grade Port (Centrex/differ SWC /EBS-5209)2, 3 Basic Local Area			UEP9D	UEPYQ	1.70	22.14	15.25	8.45	3.91		30.89	7.03			
	2-Wire Voice Grade Port (Centrex/differ SWC /EBS-M5112)2, 3 Basic Local Area			UEP9D	UEPYR	1.70	22.14	15.25	8.45	3.91		30.89	7.03			
	2-Wire Voice Grade Port (Centrex/differ SWC /EBS-M5312)2, 3 Basic Local Area			UEP9D	UEPYS	1.70	22.14	15.25	8.45	3.91		30.89	7.03			
	2-Wire Voice Grade Port (Centrex/differ SWC /EBS-M5008)2, 3 Basic Local Area			UEP9D	UEPY4	1.70	22.14	15.25	8.45	3.91		30.89	7.03			
	2-Wire Voice Grade Port (Centrex/differ SWC /EBS-M5208)2, 3 Basic Local Area			UEP9D	UEPY5	1.70	22.14	15.25	8.45	3.91		30.89	7.03			
	2-Wire Voice Grade Port (Centrex/differ SWC /EBS-M5216)2, 3 Basic Local Area			UEP9D	UEPY6	1.70	22.14	15.25	8.45	3.91		30.89	7.03			
	2-Wire Voice Grade Port (Centrex/differ SWC /EBS-M5316)2, 3 Basic Local Area			UEP9D	UEPY7	1.70	22.14	15.25	8.45	3.91		30.89	7.03			
	2-Wire Voice Grade Port, Diff Serving Wire Center - 800 Service Term			UEP9D	UEPYZ	1.70	22.14	15.25	8.45	3.91		30.89	7.03			
	2-Wire Voice Grade Port terminated in on Megalink or equivalent Basic Local Area			UEP9D	UEPY9	1.70	22.14	15.25	8.45	3.91		30.89	7.03			
	2-Wire Voice Grade Port Terminated on 800 Service Term Basic Local Area			UEP9D	UEPY2	1.70	22.14	15.25	8.45	3.91		30.89	7.03			
	AL, KY, LA, MS, SC, & TN Only															
	2-Wire Voice Grade Port (Centrex)			UEP9D	UEPQA	1.70	22.14	15.25	8.45	3.91		30.89	7.03			
	2-Wire Voice Grade Port (Centrex 800 termination)			UEP9D	UEPQB	1.70	22.14	15.25	8.45	3.91		30.89	7.03			
	2-Wire Voice Grade Port (Centrex / EBS-PSET)3			UEP9D	UEPQC	1.70	22.14	15.25	8.45	3.91		30.89	7.03			
	2-Wire Voice Grade Port (Centrex / EBS-M5009)3			UEP9D	UEPQD	1.70	22.14	15.25	8.45	3.91		30.89	7.03			
	2-Wire Voice Grade Port (Centrex / EBS-M5209)3			UEP9D	UEPQE	1.70	22.14	15.25	8.45	3.91		30.89	7.03			
	2-Wire Voice Grade Port (Centrex / EBS-M5112)3			UEP9D	UEPQF	1.70	22.14	15.25	8.45	3.91		30.89	7.03			
	2-Wire Voice Grade Port (Centrex / EBS-M5312)3			UEP9D	UEPQG	1.70	22.14	15.25	8.45	3.91		30.89	7.03			
	2-Wire Voice Grade Port (Centrex / EBS-M5008)3			UEP9D	UEPQT	1.70	22.14	15.25	8.45	3.91		30.89	7.03			
	2-Wire Voice Grade Port (Centrex / EBS-M5208)3			UEP9D	UEPQU	1.70	22.14	15.25	8.45	3.91		30.89	7.03			
	2-Wire Voice Grade Port (Centrex / EBS-M5216)3			UEP9D	UEPQV	1.70	22.14	15.25	8.45	3.91		30.89	7.03			
	2-Wire Voice Grade Port (Centrex / EBS-M5316)3			UEP9D	UEPQ3	1.70	22.14	15.25	8.45	3.91		30.89	7.03			
	2-Wire Voice Grade Port (Centrex with Caller ID)			UEP9D	UEPQH	1.70	22.14	15.25	8.45	3.91		30.89	7.03			
	2-Wire Voice Grade Port (Centrex/Caller ID/Msg Wtg Lamp Indication)3			UEP9D	UEPQW	1.70	22.14	15.25	8.45	3.91		30.89	7.03			
	2-Wire Voice Grade Port (Centrex/Msg Wtg Lamp Indication)3			UEP9D	UEPQJ	1.70	22.14	15.25	8.45	3.91		30.89	7.03			
	2-Wire Voice Grade Port (Centrex from diff Serving Wire Center) 2			UEP9D	UEPQM	1.70	22.14	15.25	8.45	3.91		30.89	7.03			
	2-Wire Voice Grade Port (Centrex/differ SWC /EBS-PSET)2, 3			UEP9D	UEPQO	1.70	22.14	15.25	8.45	3.91		30.89	7.03			
	2-Wire Voice Grade Port (Centrex/differ SWC /EBS-M5009)2, 3			UEP9D	UEPQP	1.70	22.14	15.25	8.45	3.91		30.89	7.03			
	2-Wire Voice Grade Port (Centrex/differ SWC /EBS-5209)2, 3			UEP9D	UEPQQ	1.70	22.14	15.25	8.45	3.91		30.89	7.03			
	2-Wire Voice Grade Port (Centrex/differ SWC /EBS-M5112)2, 3			UEP9D	UEPQR	1.70	22.14	15.25	8.45	3.91		30.89	7.03			
	2-Wire Voice Grade Port (Centrex/differ SWC /EBS-M5312)2, 3			UEP9D	UEPQS	1.70	22.14	15.25	8.45	3.91		30.89	7.03			
	2-Wire Voice Grade Port (Centrex/differ SWC /EBS-M5008)2, 3			UEP9D	UEPQ4	1.70	22.14	15.25	8.45	3.91		30.89	7.03			
	2-Wire Voice Grade Port (Centrex/differ SWC /EBS-M5208)2, 3			UEP9D	UEPQ5	1.70	22.14	15.25	8.45	3.91		30.89	7.03			
	2-Wire Voice Grade Port (Centrex/differ SWC /EBS-M5216)2, 3			UEP9D	UEPQ6	1.70	22.14	15.25	8.45	3.91		30.89	7.03			
	2-Wire Voice Grade Port (Centrex/differ SWC /EBS-M5316)2, 3			UEP9D	UEPQ7	1.70	22.14	15.25	8.45	3.91		30.89	7.03			
	2-Wire Voice Grade Port, Diff Serving Wire Center - 800 Service Term			UEP9D	UEPQZ	1.70	22.14	15.25	8.45	3.91		30.89	7.03			

UNBUNDLED NETWORK ELEMENTS - Tennessee

CATEGORY	RATE ELEMENTS	Interi m	Zone	BCS	USOC		RATES(\$)					Svc Order Submitted Elec per LSR	Svc Order Submitted Manually per LSR	Incremental Charge - Manual Svc Order vs. Electronic- 1st	Incremental Charge - Manual Svc Order vs. Electronic- Add'l	Incremental Charge - Manual Svc Order vs. Electronic- Disc 1st	Incremental Charge - Manual Svc Order vs. Electronic- Disc Add'l
							Nonrecurring			Nonrecurring Disconnect	OSS Rates(\$)						
						Rec	First	Add'l	First	Add'l	SOME C	SOMAN	SOMAN	SOMAN	SOMAN	SOMAN	
	2-Wire Voice Grade Port terminated in on Megalink or equivalent			UEP9D	UEPQ9	1.70	22.14	15.25	8.45	3.91		30.89	7.03				
	2-Wire Voice Grade Port Terminated on 800 Service Term			UEP9D	UEPQ2	1.70	22.14	15.25	8.45	3.91		30.89	7.03				
	Local Switching																
	Centrex Intercom Functionality, per port			UEP9D	URECS	0.6381											
	Local Number Portability																
	Local Number Portability (1 per port)			UEP9D	LNPCC	0.35											
	Features																
	All Standard Features Offered, per port			UEP9D	UEPVF	0.00						30.89	7.03				
	All Select Features Offered, per port			UEP9D	UEPVS	0.00	433.78					30.89	7.03				
	All Centrex Control Features Offered, per port			UEP9D	UEPVC	0.00						30.89	7.03				
	NARS																
	Unbundled Network Access Register - Combination			UEP9D	UARCX	0.00	0.00	0.00				30.89	7.03				
	Unbundled Network Access Register - Inward			UEP9D	UAR1X	0.00	0.00	0.00				30.89	7.03				
	Unbundled Network Access Register - Outdial			UEP9D	UARO X	0.00	0.00	0.00				30.89	7.03				
	Miscellaneous Terminations																
	2-Wire Trunk Side																
	Trunk Side Terminations, each			UEP9D	CEND6	8.78	22.14	15.25	8.45	3.91		30.89	7.03				
	4-Wire Digital (1.544 Megabits)																
	DS1 Circuit Terminations, each			UEP9D	M1HD1	35.55	75.93	38.15				30.89	7.03				
	DS0 Channels Activated per Channel			UEP9D	M1HDO	0.00	108.67					30.89	7.03				
	Interoffice Channel Mileage - 2-Wire																
	Interoffice Channel Facilities Termination			UEP9D	MIGBC	18.58	22.14	15.25	8.45	3.91		30.89	7.03				
	Interoffice Channel mileage, per mile or fraction of mile			UEP9D	MIGBM	0.0174											
	Feature Activations (DS0) Centrex Loops on Channelized DS1 Service																
	D4 Channel Bank Feature Activations																
	Feature Activation on D-4 Channel Bank Centrex Loop Slot			UEP9D	1PQWS	0.66											
	Feature Activation on D-4 Channel Bank FX line Side Loop Slot			UEP9D	1PQW6	0.66											
	Feature Activation on D-4 Channel Bank FX Trunk Side Loop Slot			UEP9D	1PQW7	0.66											
	Feature Activation on D-4 Channel Bank Centrex Loop Slot - Different Wire Center			UEP9D	1PQWP	0.66											
	Feature Activation on D-4 Channel Bank Private Line Loop Slot			UEP9D	1PQWV	0.66											
	Feature Activation on D-4 Channel Bank Tjle Line/Trunk Loop Slot			UEP9D	1PQWQ	0.66											
	Feature Activation on D-4 Channel Bank WATS Loop Slot			UEP9D	1PQWA	0.66											
	Non-Recurring Charges (NRC) Associated with UNE-P Centrex																
	NRC Conversion Currently Combined Switch-As-Is with allowed changes, per port			UEP9D	USAC2		1.03	0.29				30.89	7.03				
	New Centrex Standard Common Block			UEP9D	M1ACS	0.00	658.60					30.89	7.03				
	New Centrex Customized Common Block			UEP9D	M1ACC	0.00	658.60					30.89	7.03				
	NAR Establishment Charge, Per Occasion			UEP9D	URECA		68.57					30.89	7.03				
	UNE-P CENTREX - EWSD (Valid in AL, FL, KY, LA, MS & TN)																
	2-Wire VG Loop/2-Wire Voice Grade Port (Centrex) Combo																
	UNE Port/Loop Combination Rates (Non-Design)																
	2-Wire VG Loop/2-Wire Voice Grade Port (Centrex) Port Combo - Non-Design		1	UEP9E		14.18											
	2-Wire VG Loop/2-Wire Voice Grade Port (Centrex)Port Combo - Non-Design		2	UEP9E		18.01											
	2-Wire VG L oop/2-Wire Voice Grade Port (Centrex)Port Combo - Non-Design		3	UEP9E		23.02											
	UNE Port/Loop Combination Rates (Design)																
	2-Wire VG Loop/2-Wire Voice Grade Port (Centrex) Port Combo - Design		1	UEP9E		18.26											
	2-Wire VG Loop/2-Wire Voice Grade Port (Centrex)Port Combo - Design		2	UEP9E		23.33											

UNBUNDLED NETWORK ELEMENTS - Tennessee												Attachment: 2		Exhibit: B			
CATEGORY	RATE ELEMENTS		Interim	Zone	BCS	USOC	RATES(\$)					Svc Order Submitted Elec per LSR	Svc Order Submitted Manually per LSR	Incremental Charge - Manual Svc Order vs. Electronic-1st	Incremental Charge - Manual Svc Order vs. Electronic-Add'l	Incremental Charge - Manual Svc Order vs. Electronic-Disc 1st	Incremental Charge - Manual Svc Order vs. Electronic-Disc Add'l
								Nonrecurring			Nonrecurring Disconnect	OSS Rates(\$)					
							Rec	First	Add'l	First	Add'l	SOME C	SOMAN	SOMAN	SOMAN	SOMAN	SOMAN
		2-Wire VG Loop/2-Wire Voice Grade Port (Centrex)Port Combo - Design		3	UEP9E		29.98										
	UNE Loop Rate																
		2-Wire Voice Grade Loop (SL 1) - Zone 1		1	UEP9E	UECS1	12.48										
		2-Wire Voice Grade Loop (SL 1) - Zone 2		2	UEP9E	UECS1	16.31										
		2-Wire Voice Grade Loop (SL 1) - Zone 3		3	UEP9E	UECS1	21.32										
		2-Wire Voice Grade Loop (SL 2) - Zone 1		1	UEP9E	UECS2	16.56										
		2-Wire Voice Grade Loop (SL 2) - Zone 2		2	UEP9E	UECS2	21.63										
		2-Wire Voice Grade Loop (SL 2) - Zone 3		3	UEP9E	UECS2	28.28										
	UNE Port Rate																
	AL, FL, KY, LA, MS, & TN only																
		2-Wire Voice Grade Port (Centrex) Basic Local Area			UEP9E	UEPYA	1.70	22.14	15.25	8.45	3.91		30.89	7.03			
		2-Wire Voice Grade Port (Centrex 800 termination)Basic Local Area			UEP9E	UEPYB	1.70	22.14	15.25	8.45	3.91		30.89	7.03			
		2-Wire Voice Grade Port (Centrex with Caller ID)1Basic Local Area			UEP9E	UEPYH	1.70	22.14	15.25	8.45	3.91		30.89	7.03			
		2-Wire Voice Grade Port (Centrex from diff Serving Wire Center)2 Basic Local Area			UEP9E	UEPYM	1.70	22.14	15.25	8.45	3.91		30.89	7.03			
		2-Wire Voice Grade Port, Diff Serving Wire Center - 800 Service Term - Basic Local Area			UEP9E	UEPYZ	1.70	22.14	15.25	8.45	3.91		30.89	7.03			
		2-Wire Voice Grade Port terminated in on Megalink or equivalent - Basic Local Area			UEP9E	UEPY9	1.70	22.14	15.25	8.45	3.91		30.89	7.03			
		2-Wire Voice Grade Port Terminated on 800 Service Term - Basic Local Area			UEP9E	UEPY2	1.70	22.14	15.25	8.45	3.91		30.89	7.03			
	AL, KY, LA, MS, & TN Only																
		2-Wire Voice Grade Port (Centrex)			UEP9E	UEPQA	1.70	22.14	15.25	8.45	3.91		30.89	7.03			
		2-Wire Voice Grade Port (Centrex 800 termination)			UEP9E	UEPQB	1.70	22.14	15.25	8.45	3.91		30.89	7.03			
		2-Wire Voice Grade Port (Centrex with Caller ID)1			UEP9E	UEPQH	1.70	22.14	15.25	8.45	3.91		30.89	7.03			
		2-Wire Voice Grade Port (Centrex from diff Serving Wire Center)2			UEP9E	UEPQM	1.70	22.14	15.25	8.45	3.91		30.89	7.03			
		2-Wire Voice Grade Port, Diff Serving Wire Center - 800 Service Term			UEP9E	UEPQZ	1.70	22.14	15.25	8.45	3.91		30.89	7.03			
		2-Wire Voice Grade Port terminated in on Megalink or equivalent			UEP9E	UEPQ9	1.70	22.14	15.25	8.45	3.91		30.89	7.03			
		2-Wire Voice Grade Port Terminated on 800 Service Term			UEP9E	UEPQ2	1.70	22.14	15.25	8.45	3.91		30.89	7.03			
	Local Switching																
		Centrex Intercom Funtionality, per port			UEP9E	URECS	0.6381										
	Local Number Portability																
		Local Number Portability (1 per port)			UEP9E	LNPCG	0.35										
	Features																
		All Standard Features Offered, per port			UEP9E	UEPVF	0.00						30.89	7.03			
		All Select Features Offered, per port			UEP9E	UEPVS	0.00	433.78					30.89	7.03			
		All Centrex Control Features Offered, per port			UEP9E	UEPVC	0.00						30.89	7.03			
	NARS																
		Unbundled Network Access Register - Combination			UEP9E	UARCX	0.00	0.00	0.00				30.89	7.03			
		Unbundled Network Access Register - Indial			UEP9E	UAR1X	0.00	0.00	0.00				30.89	7.03			
		Unbundled Network Access Register - Outdial			UEP9E	UAROY	0.00	0.00	0.00				30.89	7.03			
	Miscellaneous Terminations																
	2-Wire Trunk Side																
		Trunk Side Terminations, each			UEP9E	CEND6	8.78	22.14	15.25	8.45	3.91		30.89	7.03			
	4-Wire Digital (1.544 Megabits)																
		DS1 Circuit Terminations, each			UEP9E	M1HD1	35.55	75.93	38.15				30.89	7.03			
		DS0 Channel Activated Per Channel			UEP9E	M1HDO	0.00	108.67					30.89	7.03			
	Interoffice Channel Mileage - 2-Wire																
		Interoffice Channel Facilities Termination			UEP9E	MIGBC	18.58	22.14	15.25	8.45	3.91		30.89	7.03			
		Interoffice Channel mileage, per mile or fraction of mile			UEP9E	MIGBM	0.0174										
	Feature Activations (DS0) Centrex Loops on Channelized DS1 Service																
	D4 Channel Bank Feature Activations																
		Feature Activation on D-4 Channel Bank Centrex Loop Slot			UEP9E	1PQWS	0.66										

UNBUNDLED NETWORK ELEMENTS - Tennessee	Attachment: 2	Exhibit: B	
--	---------------	------------	--

CATEGORY	RATE ELEMENTS	Interim	Zone	BCS	USOC	RATES(\$)					Svc Order Submitted Elec per LSR	Svc Order Submitted Manually per LSR	Incremental Charge - Manual Svc Order vs. Electronic-1st	Incremental Charge - Manual Svc Order vs. Electronic-Add'l	Incremental Charge - Manual Svc Order vs. Electronic-Disc 1st	Incremental Charge - Manual Svc Order vs. Electronic-Disc Add'l
							Nonrecurring			Nonrecurring Disconnect	OSS Rates(\$)					
						Rec	First	Add'l		First	Add'l	SOMEc	SOMAN	SOMAN	SOMAN	SOMAN
	Feature Activation on D-4 Channel Bank FX line Side Loop Slot			UEP9E	1PQW6	0.66										
	Feature Activation on D-4 Channel Bank FX Trunk Side Loop Slot			UEP9E	1PQW7	0.66										
	Feature Activation on D-4 Channel Bank Centrex Loop Slot - Different Wire Center			UEP9E	1PQWP	0.66										
	Feature Activation on D-4 Channel Bank Private Line Loop Slot			UEP9E	1PQWV	0.66										
	Feature Activation on D-4 Channel Bank Tjle Line/Trunk Loop Slot			UEP9E	1PQWQ	0.66										
	Feature Activation on D-4 Channel Bank WATS Loop Slot			UEP9E	1PQWA	0.66										
	Non-Recurring Charges (NRC) Associated with UNE-P Centrex															
	NRC Conversion Currently Combined Switch-As-Is with allowed changes, per port			UEP9E	USAC2		1.03	0.29					30.89	7.03		
	New Centrex Standard Common Block			UEP9E	M1ACS	0.00	658.60						30.89	7.03		
	New Centrex Customized Common Block			UEP9E	M1ACC	0.00	658.60						30.89	7.03		
	NAR Establishment Charge, Per Occasion			UEP9E	URECA	0.00	68.57						30.89	7.03		
	UNE-P CENTREX - DCO - Valid in AL, KY, LA, MS, & TN)															
	2-Wire VG Loop/2-Wire Voice Grade Port (Centrex) Combo															
	UNE Port/Loop Combination Rates (Non-Design)															
	2-Wire VG Loop/2-Wire Voice Grade Port (Centrex) Port Combo - Non-Design		1	UEP93		14.18										
	2-Wire VG Loop/2-Wire Voice Grade Port (Centrex)Port Combo - Non-Design		2	UEP93		18.01										
	2-Wire VG Loop/2-Wire Voice Grade Port (Centrex)Port Combo - Non-Design		3	UEP93		23.02										
	UNE Port/Loop Combination Rates (Design)															
	2-Wire VG Loop/2-Wire Voice Grade Port (Centrex) Port Combo - Design		1	UEP93		18.26										
	2-Wire VG Loop/2-Wire Voice Grade Port (Centrex)Port Combo - Design		2	UEP93		23.33										
	2-Wire VG Loop/2-Wire Voice Grade Port (Centrex)Port Combo - Design		3	UEP93		29.98										
	UNE Loop Rate															
	2-Wire Voice Grade Loop (SL 1) - Zone 1		1	UEP93	UECS1	12.48										
	2-Wire Voice Grade Loop (SL 1) - Zone 2		2	UEP93	UECS1	16.31										
	2-Wire Voice Grade Loop (SL 1) - Zone 3		3	UEP93	UECS1	21.32										
	2-Wire Voice Grade Loop (SL 2) - Zone 1		1	UEP93	UECS2	16.56										
	2-Wire Voice Grade Loop (SL 2) - Zone 2		2	UEP93	UECS2	21.63										
	2-Wire Voice Grade Loop (SL 2) - Zone 3		3	UEP93	UECS2	28.28										
	UNE Port Rate															
	AL, KY, LA, MS, & TN only															
	2-Wire Voice Grade Port (Centrex) Basic Local Area			UEP93	UEPYA	1.70	22.14	15.25	8.45	3.91			30.89	7.03		
	2-Wire Voice Grade Port (Centrex 800 termination)Basic Local Area			UEP93	UEPYB	1.70	22.14	15.25	8.45	3.91			30.89	7.03		
	2-Wire Voice Grade Port (Centrex with Caller ID)1Basic Local Area			UEP93	UEPYH	1.70	22.14	15.25	8.45	3.91			30.89	7.03		
	2-Wire Voice Grade Port (Centrex from diff Serving Wire Center)2 Basic Local Area			UEP93	UEPYM	1.70	22.14	15.25	8.45	3.91			30.89	7.03		
	2-Wire Voice Grade Port, Diff Serving Wire Center - 800 Service Term - Basic Local Area			UEP93	UEPYZ	1.70	22.14	15.25	8.45	3.91			30.89	7.03		
	2-Wire Voice Grade Port terminated in on Megalink or equivalent - Basic Local Area			UEP93	UEPY9	1.70	22.14	15.25	8.45	3.91			30.89	7.03		
	2-Wire Voice Grade Port Terminated on 800 Service Term - Basic Local Area			UEP93	UEPY2	1.70	22.14	15.25	8.45	3.91			30.89	7.03		
	2-Wire Voice Grade Port (Centrex)			UEP93	UEPQA	1.70	22.14	15.25	8.45	3.91			30.89	7.03		
	2-Wire Voice Grade Port (Centrex 800 termination)			UEP93	UEPQB	1.70	22.14	15.25	8.45	3.91			30.89	7.03		
	2-Wire Voice Grade Port (Centrex with Caller ID)1			UEP93	UEPQH	1.70	22.14	15.25	8.45	3.91			30.89	7.03		

UNBUNDLED NETWORK ELEMENTS - Tennessee													Attachment: 2		Exhibit: B		
CATEGORY	RATE ELEMENTS		Interim	Zone	BCS	USOC	RATES(\$)					Svc Order Submitted Elec per LSR	Svc Order Submitted Manually per LSR	Incremental Charge - Manual Svc Order vs. Electronic-1st	Incremental Charge - Manual Svc Order vs. Electronic-Add'l	Incremental Charge - Manual Svc Order vs. Electronic-Disc 1st	Incremental Charge - Manual Svc Order vs. Electronic-Disc Add'l
							Rec	Nonrecurring First	Add'l	Nonrecurring Disconnect First	Add'l	OSS Rates(\$)					
												SOMEc	SOMAN	SOMAN	SOMAN	SOMAN	SOMAN
		2-Wire Voice Grade Port (Centrex from diff Serving Wire Center)2			UEP93	UEPQM	1.70	22.14	15.25	8.45	3.91		30.89	7.03			
		2-Wire Voice Grade Port, Diff Serving Wire Center - 800 Service Term			UEP93	UEPQZ	1.70	22.14	15.25	8.45	3.91		30.89	7.03			
		2-Wire Voice Grade Port terminated in on Megalink or equivalent			UEP93	UEPQ9	1.70	22.14	15.25	8.45	3.91		30.89	7.03			
		2-Wire Voice Grade Port Terminated on 800 Service Term			UEP93	UEPQ2	1.70	22.14	15.25	8.45	3.91		30.89	7.03			
	Local Switching																
		Centrex Intercom Functionality, per port			UEP93	URECS	0.6381										
	Local Number Portability																
		Local Number Portability (1 per port)			UEP93	LNCCC	0.35										
	Features																
		All Standard Features Offered, per port			UEP93	UEPVF	0.00										
		All Centrex Control Features Offered, per port			UEP93	UEPVC	0.00										
	NARS																
		Unbundled Network Access Register - Combination			UEP93	UARCX	0.00	0.00	0.00				30.89	7.03			
		Unbundled Network Access Register - Indial			UEP93	UAR1X	0.00	0.00	0.00				30.89	7.03			
		Unbundled Network Access Register - Outdial			UEP93	UAROx	0.00	0.00	0.00				30.89	7.03			
	Miscellaneous Terminations																
	2-Wire Trunk Side																
		Trunk Side Terminations, each			UEP93	CEND6	8.78	22.14	15.25	8.45	3.91		30.89	7.03			
	4-Wire Digital (1.544 Megabits)																
		DS1 Circuit Terminations, each			UEP93	M1HD1	35.55	75.93	38.15				30.89	7.03			
		DS0 Channels Activated, Per Channel			UEP93	M1HDO	0.00	108.67					30.89	7.03			
	Interoffice Channel Mileage - 2-Wire																
		Interoffice Channel Facilities Termination			UEP93	MIGBC	18.58	22.14	15.25	8.45	3.91		30.89	7.03			
		Interoffice Channel mileage, per mile or fraction of mile			UEP93	MIGBM	0.0174										
	Feature Activations (DS0) Centrex Loops on Channelized DS1 Service																
	D4 Channel Bank Feature Activations																
		Feature Activation on D-4 Channel Bank Centrex Loop Slot			UEP93	1PQWS	0.66										
		Feature Activation on D-4 Channel Bank FX Line Side Loop Slot			UEP93	1PQW6	0.66										
		Feature Activation on D-4 Channel Bank FX Trunk Side Loop Slot			UEP93	1PQW7	0.66										
		Feature Activation on D-4 Channel Bank Centrex Loop Slot - Different Wire Center			UEP93	1PQWP	0.66										
		Feature Activation on D-4 Channel Bank Private Line Loop Slot			UEP93	1PQWV	0.66										
		Feature Activation on D-4 Channel Bank Tie Line/Trunk Loop Slot			UEP93	1PQWQ	0.66										
		Feature Activation on D-4 Channel Bank WATS Loop Slot			UEP93	1PQWA	0.66										
	Non-Recurring Charges (NRC) Associated with UNE-P Centrex																
		NRC Conversion Currently Combined Switch-As-Is with allowed changes, per port			UEP93	USAC2		1.03	0.29				30.89	7.03			
		New Centrex Standard Common Block			UEP93	M1ACS	0.00	658.60					30.89	7.03			
		New Centrex Customized Common Block			UEP93	M1ACC	0.00	658.60					30.89	7.03			
		NAR Establishment Charge, Per Occasion			UEP93	URECA		68.57					30.89	7.03			
	Note 1 - Required Port for Centrex Control in 1AESS, 5ESS & EWSD																
	Note 2 - Requires Interoffice Channel Mileage																
	Note 3 - Requires Specific Customer Premises Equipment																
	NOTE: Rates displaying an "R" in Interim column are interim and subject to rate true-up as set forth in General Terms and Conditions.																

ATTACHMENT 3
NETWORK INTERCONNECTION

TABLE OF CONTENTS

1. GENERAL.....	3
2. DEFINITIONS: (FOR THE PURPOSE OF THIS ATTACHMENT)	3
3. NETWORK INTERCONNECTION.....	4
4. INTERCONNECTION TRUNK GROUP ARCHITECTURES	6
5. NETWORK DESIGN AND MANAGEMENT FOR INTERCONNECTION.....	13
6. LOCAL DIALING PARITY.....	15
7. INTERCONNECTION COMPENSATION.....	16
8. FRAME RELAY SERVICE INTERCONNECTION.....	21
9. OPERATIONAL SUPPORT SYSTEMS (OSS).....	24
Rates	Exhibit A
Basic Architecture	Exhibit B
One Way Architecture	Exhibit C
Two Way Architecture	Exhibit D
Supergroup Architecture	Exhibit E

NETWORK INTERCONNECTION

1. GENERAL

- 1.1 The Parties shall provide interconnection with each other's networks for the transmission and routing of telephone exchange service (Local Traffic), ISP-bound Traffic, and exchange access (Switched Access Traffic) on the following terms:

2. DEFINITIONS: (FOR THE PURPOSE OF THIS ATTACHMENT)

- 2.1 For purposes of this attachment only, the following terms shall have the definitions set forth below:
- 2.1.1 **Call Termination** has the meaning set forth for "termination" in 47CFR § 51.701(d).
- 2.1.2 **Call Transport** has the meaning set forth for "transport" in 47 CFR § 51.701(c).
- 2.1.3 **Call Transport and Termination** is used collectively to mean the switching and transport functions from the Interconnection Point to the last point of switching.
- 2.1.4 **Common (Shared) Transport** is defined as the transport of the originating Party's traffic by the terminating Party over the terminating Party's common (shared) facilities between (1) the terminating Party's tandem switch and end office switch, (2) between the terminating Party's tandem switches, and/or (3) between the terminating Party's host and remote end office switches. All switches referred herein must be entered into the Local Exchange Routing Guide ("LERG").
- 2.1.5 **Dedicated Interoffice Facility** is defined as a switch transport facility between a Party's Serving Wire Center and the first point of switching within the LATA on the other Party's network.
- 2.1.6 **End Office Switching** is defined as the function that establishes a communications path between the trunk side and line side of the End Office switch.
- 2.1.7 **Fiber Meet** is an interconnection arrangement whereby the Parties physically interconnect their networks via an optical fiber interface at which one Party's facilities, provisioning, and maintenance responsibility begins and the other Party's responsibility ends.
- 2.1.8 **Interconnection Point ("IP")** is the physical telecommunications equipment interface that interconnects the networks of BellSouth and ECI.
- 2.1.9 **ISP-bound Traffic** is as defined in Section 7 of this Attachment.

- 2.1.10 **Local Channel** is defined as a switched transport facility between a Party's Interconnection Point and the IP's Serving Wire Center.
- 2.1.11 **Local Traffic** is as defined in Section 7 of this Attachment.
- 2.1.12 **Serving Wire Center** is defined as the wire center owned by one Party from which the other Party would normally obtain dial tone for its IP.
- 2.1.13 **Tandem Switching** is defined as the function that establishes a communications path between two switching offices through a third switching office through the provision of trunk side to trunk side switching.
- 2.1.14 **Transit Traffic** is traffic originating on ECI's network that is switched and/or transported by BellSouth and delivered to a third party's network, or traffic originating on a third party's network that is switched and/or transported by BellSouth and delivered to ECI's network.

3. NETWORK INTERCONNECTION

- 3.1 This Attachment pertains only to the provision of network interconnection where ECI owns and provides its switch(es).
- 3.2 Network interconnection may be provided by the Parties at any technically feasible point within BellSouth's network. Requests to BellSouth for interconnection at points other than as set forth in this Attachment may be made through the Bona Fide Request/New Business Request process set out in this Agreement.
- 3.2.1 Each Party is responsible for providing, engineering and maintaining the network on its side of the IP. The IP must be located within BellSouth's serving territory in the LATA in which traffic is originating. The IP determines the point at which the originating Party shall pay the terminating Party for the Call Transport and Termination of Local Traffic and ISP-bound Traffic.
- 3.2.2 Pursuant to the provisions of this Attachment, the location of the initial IP in a given LATA shall be established by mutual agreement of the Parties. Subject to the requirements for installing additional IPs, as set forth below, any IPs existing prior to the Effective Date of the Agreement will be accepted as initial IPs and will not require re-grooming. When the Parties mutually agree to utilize two-way interconnection trunk groups for the exchange of Local Traffic and ISP-bound Traffic between each other, the Parties shall mutually agree to the location of IP(s). If the Parties are unable to agree to a mutual initial IP, each Party, as originating Party, shall establish a single IP in the LATA for the delivery of its originated Local Traffic and ISP-bound Traffic to the other Party for Call Transport and Termination by the terminating Party.

- 3.2.3 When first establishing the interconnection arrangement in each LATA, the location of the IP shall be established by mutual agreement of the Parties. In selecting the IP, both Parties will act in good faith and select the point that is most efficient for both Parties. If the Parties are unable to agree on the location of the IP, each Party will designate IPs for its originated traffic. Additional IP(s) in a LATA may be established by mutual agreement of the Parties. Notwithstanding the foregoing, additional IP(s) in a particular LATA shall be established, at the request of either Party, when the Local Traffic and ISP-bound Traffic exceeds 8.9 million minutes per month for three consecutive months at the proposed location of the additional IP. BellSouth will not request the establishment of an IP where physical or virtual collocation space is not available or where BellSouth fiber connectivity is not available. When the Parties agree to utilize two-way interconnection trunk groups for the exchange of Local Traffic, the Parties must agree to the location of the IP(s).

3.3 **Interconnection via Dedicated Facilities**

- 3.3.1 **Local Channel Facilities.** As part of Call Transport and Termination, the originating Party may obtain Local Channel facilities from the terminating Party. The percentage of Local Channel facilities utilized for Local Traffic shall be determined based upon the application of the Percent Local Facility (PLF) Factor on a statewide basis. The charges applied to the percentage of Local Channel facilities used for Local Traffic as determined by the PLF are as set forth in Exhibit A to this Attachment. The remaining percentage of Local Channel facilities shall be billed at BellSouth's applicable access tariff rates.

- 3.3.2 **Dedicated Interoffice Facilities.** As a part of Call Transport and Termination, the originating Party may obtain Dedicated Interoffice Facilities from the terminating Party. The percentage of Dedicated Interoffice Facilities utilized for Local Traffic shall be determined based upon the application of the Percent Local Facility (PLF) Factor on a statewide basis. The charges applied to the percentage of the Dedicated Interoffice Facilities used for Local Traffic as determined by the PLF are as set forth in Exhibit A to this Attachment. The remaining percentage of the Dedicated Interoffice Facilities shall be billed at BellSouth's applicable access tariff rates.

- 3.3.3 The facilities purchased pursuant to this Section 3 shall be ordered via the Access Service Request ("ASR") process.

3.4 **Fiber Meet**

- 3.4.1 If ECI elects to interconnect with BellSouth pursuant to a Fiber Meet, ECI and BellSouth shall jointly engineer, operate and maintain a Synchronous Optical Network ("SONET") transmission system by which they shall interconnect their transmission and routing of Local Traffic via a Local Channel at either the DS1 or DS3 level. The Parties shall work jointly to determine the specific transmission

system. However, ECI's SONET transmission system must be compatible with BellSouth's equipment, and the Data Communications Channel (DCC) must be turned off.

- 3.4.2 Each Party, at its own expense, shall procure, install and maintain the agreed upon SONET transmission system in its network.
- 3.4.3 The Parties shall agree to a Fiber Meet point between the BellSouth Serving Wire Center and the ECI Serving Wire Center. The Parties shall deliver their fiber optic facilities to the Fiber Meet point with sufficient spare length to reach the fusion splice point for the Fiber Meet Point. BellSouth shall, at its own expense, provide and maintain the fusion splice point for the Fiber Meet. A building type Common Language Location Identification ("CLLI") code will be established for each Fiber Meet point. All orders for interconnection facilities from the Fiber Meet point shall indicate the Fiber Meet point as the originating point for the facility.
- 3.4.4 Upon verbal request by ECI, BellSouth shall allow ECI access to the fusion splice point for the Fiber Meet point for maintenance purposes on ECI's side of the Fiber Meet point.
- 3.4.5 Neither Party shall charge the other for its Local Channel portion of the Fiber Meet facility used exclusively for Local Traffic. All other appropriate charges will apply. ECI shall be billed for a mixed use of the Local Channel as set forth in the appropriate tariff(s) using the PIU/PLF factors supplied by ECI. Charges for switched and special access services shall be billed in accordance with the applicable access service tariff.

4. INTERCONNECTION TRUNK GROUP ARCHITECTURES

- 4.1 BellSouth and ECI shall establish interconnecting trunk groups and trunk group configurations between networks, including the use of one-way or two-way trunks in accordance with the following provisions set forth in this Agreement. For trunking purposes, traffic will be routed based on the digits dialed by the originating end user and in accordance with the LERG.
- 4.2 ECI shall establish an interconnection trunk group(s) to at least one BellSouth access tandem within the LATA for the delivery of ECI's originated Local Traffic and for the receipt and delivery of Transit Traffic. To the extent ECI desires to deliver Local Traffic and/or Transit Traffic to BellSouth access tandems within the LATA, other than the tandems(s) to which ECI has established interconnection trunk groups, ECI shall order Multiple Tandem Access, as described in this Attachment, to such other BellSouth access tandems.
 - 4.2.1 Notwithstanding the forgoing, ECI shall establish an interconnection trunk group(s) to all BellSouth access and local tandems in the LATA where ECI has homed (i.e. assigned) its NPA/NXXs. ECI shall home its NPA/NXXs on the

BellSouth tandems that serve the exchange rate center areas to which the NPA/NXXs are assigned. The specified exchange rate center assigned to each BellSouth tandem is defined in the LERG. ECI shall enter its NPA/NXX access and/or local tandem homing arrangements into the LERG.

- 4.3 Switched access traffic will be delivered to and from Interexchange Carriers (IXCs) based on ECI's NXX access tandem homing arrangement as specified by ECI in the LERG.
- 4.4 Any ECI interconnection request that (1) deviates from the interconnection trunk group architectures as described in this Agreement, (2) affects traffic delivered to ECI from a BellSouth switch, and (3) requires special BellSouth switch translations and other network modifications will require ECI to submit a Bona Fide Request/New Business Request (BFR/NBR) via the BFR/NBR Process as set forth in this Agreement.
- 4.5 Recurring and non-recurring rates associated with interconnecting trunk groups between BellSouth and ECI are set forth in Exhibit A. To the extent a rate associated with the interconnecting trunk group is not set forth in Exhibit A, the rate shall be as set forth in the appropriate BellSouth tariff for switched access services.
- 4.6 For two-way trunk groups that carry only both Parties' Local Traffic, the Parties shall be compensated at 50% of the nonrecurring and recurring rates for dedicated trunks and facilities. ECI shall be responsible for ordering and paying for any two-way trunks carrying Transit Traffic.
- 4.7 All trunk groups will be provisioned as Signaling System 7 (SS7) capable where technically feasible. If SS7 is not technically feasible multi-frequency (MF) protocol signaling shall be used.
- 4.8 In cases where ECI is also an IXC, the IXC's Feature Group D (FG D) trunk group(s) must remain separate from the local interconnection trunk group(s).
- 4.9 Each Party shall order interconnection trunks and trunk group including trunk and trunk group augmentations via the ASR process. A Firm Order Confirmation (FOC) shall be returned to the ordering Party, after receipt of a valid, error free ASR, within the timeframes set forth in each state's applicable Performance Measures. Notwithstanding the foregoing, blocking situations and projects shall be managed through BellSouth's Local Interconnection Switching Center (LISC) Project Management Group and ECI's equivalent trunking group, and FOCs for such orders shall be returned in the timeframes applicable to the project. A project is defined as (1) a new trunk group or (2) a request for more than 96 trunks on a single or multiple group(s) in a given BellSouth local calling area.

4.10 **Interconnection Trunk Groups for Exchange of Local Traffic and Transit Traffic**

Upon mutual agreement of the Parties in a joint planning meeting, the Parties' shall exchange Local Traffic on two-way interconnection trunk group(s) with the quantity of trunks being mutually determined and the provisioning being jointly coordinated. Furthermore, the Parties shall agree upon the IP(s) for two-way interconnection trunk groups transporting both Parties' Local Traffic. ECI shall order such two-way trunks via the Access Service Request (ASR) process. BellSouth will use the Trunk Group Service Request (TGSR) to request changes in trunking. Furthermore, the Parties shall jointly review trunk performance and forecasts on a periodic basis. The Parties' use of two-way interconnection trunk groups for the transport of Local Traffic between the Parties does not preclude either Party from establishing additional one-way interconnection trunks for the delivery of its originated Local Traffic to the other Party.

4.10.1 **BellSouth Access Tandem Interconnection**

BellSouth access tandem interconnection at a single access tandem provides access to those end offices subtending that access tandem ("Intratandem Access"). Access tandem interconnection is available for any of the following access tandem architectures

4.10.1.1 **Basic Architecture**

In the basic architecture, ECI's originating Local Traffic and originating and terminating Transit Traffic is transported on a single two-way trunk group between ECI and BellSouth access tandem(s) within a LATA to provide Intratandem Access. This trunk group carries Transit Traffic between ECI and Independent Companies, Interexchange Carriers, other CLECs, CMRS providers that have a Meet Point Billing arrangement with BellSouth, and other network providers with which ECI desires to exchange traffic. This trunk group also carries ECI originated Transit Traffic transiting a single BellSouth access tandem destined to third party tandems such as an Independent Company tandem or other CLEC tandem. BellSouth originated Local Traffic is transported on a separate single one-way trunk group terminating to ECI. Other trunk groups for operator services, directory assistance, emergency services and intercept must be established pursuant to the applicable BellSouth tariff if service is requested. The LERG contains current routing and tandem serving arrangements. The basic Architecture is illustrated in Exhibit B.

4.10.1.2 **One-Way Trunk Group Architecture**

In one-way trunk group architecture, the Parties interconnect using three separate trunk groups. A one-way trunk group provides Intratandem Access for ECI-originated Local Traffic destined for BellSouth end-users. A second one-way trunk group carries BellSouth-originated Local Traffic destined for ECI end-users. A two-way trunk group provides Intratandem Access for ECI's originating and terminating Transit Traffic. This trunk group carries Transit Traffic between ECI

and Independent Companies, Interexchange Carriers, other CLECs, CMRS providers that have a Meet Point Billing arrangement with BellSouth, and other network providers with which ECI desires to exchange traffic. This trunk group also carries ECI originated Transit Traffic transiting a single BellSouth access tandem destined to third party tandems such as an Independent Company tandem or other CLEC tandem. BellSouth originated Local Traffic is transported on a separate single one-way trunk group terminating to ECI. Other trunk groups for operator services, directory assistance, emergency services and intercept must be established pursuant to the applicable BellSouth tariff if service is requested. The LERG contains current routing and tandem serving arrangements. The one-way trunk group architecture is illustrated in Exhibit C.

4.10.1.3 **Two-Way Trunk Group Architecture**

Upon agreement of the Parties as set forth in Section 0 above, the two-way trunk group Architecture establishes one two-way trunk group to provide Intratandem Access for the exchange of Local Traffic between ECI and BellSouth. In addition, a separate two-way transit trunk group must be established for ECI's originating and terminating Transit Traffic. This trunk group carries Transit Traffic between ECI and Independent Companies, Interexchange Carriers, other CLECs, CMRS providers that have a Meet Point Billing arrangement with BellSouth, and other network providers with which ECI desires to exchange traffic. This trunk group also carries ECI originated Transit Traffic transiting a single BellSouth access tandem destined to third party tandems such as an Independent Company tandem or other CLEC tandem. BellSouth originated traffic may, in order to prevent or remedy traffic blocking situations, be transported on a separate single one-way trunk group terminating to ECI. However, where ECI is responsive in a timely manner to BellSouth's transport needs for its originated traffic, BellSouth originating traffic will be placed on the two-way Local Traffic trunk group. Other trunk groups for operator services, directory assistance, emergency services and intercept must be established pursuant to the applicable BellSouth tariff if service is requested. The LERG contains current routing and tandem serving arrangements. The two-way trunk group architecture is illustrated in Exhibit D.

4.10.1.4 **Supergroup Architecture**

Upon agreement of the Parties as set forth in Section 0 above, the Parties may establish a supergroup architecture. In the supergroup architecture, the Parties' Local Traffic and ECI's Transit Traffic are exchanged on a single two-way trunk group between ECI and BellSouth to provide Intratandem Access to ECI. This trunk group carries Transit Traffic between ECI and Independent Companies, Interexchange Carriers, other CLECs, CMRS providers that have a Meet Point Billing arrangement with BellSouth, and other network providers with which ECI desires to exchange traffic. This trunk group also carries ECI originated Transit Traffic transiting a single BellSouth access tandem destined to third party tandems such as an Independent Company tandem or other CLEC tandem. BellSouth originated traffic may, in order to prevent or remedy traffic blocking situations, be

transported on a separate single one-way trunk group terminating to ECI. However, where ECI is responsive in a timely manner to BellSouth's transport needs for its originated traffic, BellSouth originating traffic will be placed on the Supergroup. Other trunk groups for operator services, directory assistance, emergency services and intercept must be established pursuant to the applicable BellSouth tariff if service is requested. The LERG contains current routing and tandem serving arrangements. The supergroup architecture is illustrated in Exhibit E.

4.10.1.5 Multiple Tandem Access Interconnection

4.10.1.5.1 Where ECI does not choose access tandem interconnection at every BellSouth access tandem within a LATA, ECI may utilize BellSouth's multiple tandem access interconnection (MTA). To utilize MTA ECI must establish an interconnection trunk group(s) at a BellSouth access tandem through multiple BellSouth access tandems within the LATA as required. BellSouth will route ECI's originated Local Traffic for LATA wide transport and termination. ECI must also establish an interconnection trunk group(s) at all BellSouth access tandems where ECI NXXs are homed as described in Section 4.2.1 above. If ECI does not have NXXs homed at any particular BellSouth access tandem within a LATA and elects not to establish an interconnection trunk group(s) at such BellSouth access tandem, ECI can order MTA in each BellSouth access tandem within the LATA where it does have an interconnection trunk group(s) and BellSouth will terminate ECI's Local Traffic to end-users served through those BellSouth access tandems where ECI does not have an interconnection trunk group(s). MTA shall be provisioned in accordance with BellSouth's Ordering Guidelines.

4.10.1.5.2 ECI may also utilize MTA to route its originated Transit Traffic; provided, however, that MTA may not be utilized to route switched access traffic that transits the BellSouth network to an Interexchange Carrier (IXC). Switched access traffic originated by or terminated to ECI will be delivered to and from IXCs based on ECI's NXX access tandem homing arrangement as specified by ECI in the LERG.

4.10.1.5.3 Compensation for MTA shall be at the applicable tandem switching and transport charges specified in Exhibit A to this Attachment and shall be billed in addition to any Call Transport and Termination charges.

4.10.1.5.4 To the extent ECI does not purchase MTA in a LATA served by multiple access tandems, ECI must establish an interconnection trunk group(s) to every access tandem in the LATA to serve the entire LATA. To the extent ECI routes its traffic in such a way that utilizes BellSouth's MTA service without properly ordering MTA, ECI shall pay BellSouth the associated MTA charges.

4.10.2 Local Tandem Interconnection

- 4.10.2.1 Local Tandem Interconnection arrangement allows ECI to establish an interconnection trunk group(s) at BellSouth local tandems for: (1) the delivery of ECI-originated Local Traffic transported and terminated by BellSouth to BellSouth end offices served by those BellSouth local tandems, and (2) for local Transit Traffic transported by BellSouth for third party network providers who have also established an interconnection trunk group(s) at those BellSouth local tandems.
- 4.10.2.2 When a specified local calling area is served by more than one BellSouth local tandem, ECI must designate a “home” local tandem for each of its assigned NPA/NXXs and establish trunk connections to such local tandems. Additionally, ECI may choose to establish an interconnection trunk group(s) at the BellSouth local tandems where it has no codes homing but is not required to do so. ECI may deliver Local Traffic to a “home” BellSouth local tandem that is destined for other BellSouth or third party network provider end offices subtending other BellSouth local tandems in the same local calling area where ECI does not choose to establish an interconnection trunk group(s). It is ECI’s responsibility to enter its own NPA/NXX local tandem homing arrangements into the LERG either directly or via a vendor in order for other third party network providers to determine appropriate traffic routing to ECI’s codes. Likewise, ECI shall obtain its routing information from the LERG.
- 4.10.2.3 Notwithstanding establishing an interconnection trunk group(s) to BellSouth’s local tandems, ECI must also establish an interconnection trunk group(s) to BellSouth access tandems within the LATA on which ECI has NPA/NXXs homed for the delivery of Interexchange Carrier Switched Access (SWA) and toll traffic, and traffic to Type 2A CMRS connections located at the access tandems. BellSouth shall not switch SWA traffic through more than one BellSouth access tandem. SWA, Type 2A CMRS or toll traffic routed to the local tandem in error will not be backhauled to the BellSouth access tandem for completion. (Type 2A CMRS interconnection is defined in BellSouth’s A35 General Subscriber Services Tariff).
- 4.10.2.4 BellSouth’s provisioning of Local Tandem Interconnection assumes that ECI has executed the necessary local interconnection agreements with the other third party network providers subtending those local tandems as required by the Act.
- 4.10.3 **Direct End Office-to-End Office Interconnection**
- 4.10.3.1 Direct End Office-to-End Office one-way or two-way interconnection trunk groups allow for the delivery of a Party’s originating Local Traffic and ISP-bound Traffic to the terminating Party on a direct end office-to-end office basis.
- 4.10.3.2 The Parties shall utilize direct end office-to-end office trunk groups under any one of the following conditions:

- 4.10.3.2.1 Tandem Exhaust - If a tandem through which the Parties are interconnected is unable to, or is forecasted to be unable to support additional traffic loads for any period of time, the Parties will mutually agree on an end office trunking plan that will alleviate the tandem capacity shortage and ensure completion of traffic between ECI and BellSouth.
- 4.10.3.2.2 Traffic Volume –To the extent either Party has the capability to measure the amount of traffic between ECI’s switch and a BellSouth end office and where such traffic exceeds or is forecasted to exceed a single DS1 of traffic per month, then the Parties shall install and retain direct end office trunking sufficient to handle such traffic volumes. Either Party will install additional capacity between such points when overflow traffic exceeds or is forecasted to exceed a single DS1 of traffic per month. In the case of one-way trunking, additional trunking shall only be required by the Party whose trunking has achieved the preceding usage threshold.
- 4.10.3.2.3 Mutual Agreement - The Parties may install direct end office trunking upon mutual agreement in the absence of conditions (1) or (2) above.
- 4.10.4 **Transit Traffic Trunk Group**
- Transit Traffic trunks can either be two-way trunks or two one-way trunks ordered by ECI to deliver and receive Transit Traffic. Establishing Transit Traffic trunks at BellSouth access and local tandems provides intratandem access to the third parties also interconnected at those tandems.
- 4.10.4.1 **Toll Free Traffic**
- 4.10.4.1.1 If ECI chooses BellSouth to perform the Service Switching Point (“SSP”) Function (i.e., handle Toll Free database queries) from BellSouth’s switches, all ECI originating Toll Free traffic will be routed over the Transit Traffic Trunk Group and shall be delivered using GR-394 format. Carrier Code “0110” and Circuit Code (to be determined for each LATA) shall be used for all such calls.
- 4.10.4.1.2 ECI may choose to perform its own Toll Free database queries from its switch. In such cases, ECI will determine the nature (local/intraLATA/interLATA) of the Toll Free call (local/IntraLATA/InterLATA) based on the response from the database. If the call is a BellSouth local or intraLATA Toll Free call, ECI will route the post-query local or IntraLATA converted ten-digit local number to BellSouth over the local or intraLATA trunk group. If the call is a third party (ICO, IXC, CMRS or other CLEC) local or intraLATA Toll Free call, ECI will route the post-query local or intraLATA converted ten-digit local number to BellSouth over the Transit Traffic Trunk Group and ECI shall provide to BellSouth a Toll Free billing record when appropriate. If the query reveals the call is an interLATA Toll Free call, ECI will route the post-query interLATA Toll Free call (1) directly from its switch for carriers interconnected with its network or (2)

over the Transit Traffic Trunk Group to carriers that are not directly connected to ECI's network but that are connected to BellSouth's access tandem.

- 4.10.5 All post-query Toll Free calls for which ECI performs the SSP function, if delivered to BellSouth, shall be delivered using GR-394 format for calls destined to IXC's, and GR-317 format for calls destined to end offices that directly subtend a BellSouth access tandem within the LATA.

5. NETWORK DESIGN AND MANAGEMENT FOR INTERCONNECTION

- 5.1 Network Management and Changes. The Parties will exchange toll-free maintenance contact numbers and escalation procedures. The Parties will provide public notice of network changes in accordance with applicable federal and state rules and regulations.
- 5.2 Interconnection Technical Standards. The interconnection of all networks will be based upon accepted industry/national guidelines for transmission standards and traffic blocking criteria. Interconnecting facilities shall conform, at a minimum, to the telecommunications industry standard of DS-1 pursuant to Telcordia Standard No. TR-NWT-00499. Where ECI chooses to utilize Signaling System 7 signaling, also known as Common Channel Signaling ("SS7"), SS7 connectivity is required between the ECI switch and the BellSouth Signaling Transfer Point ("STP"). BellSouth will provide SS7 signaling using Common Channel Signaling Access Capability in accordance with the technical specifications set forth in the BellSouth Guidelines to Technical Publication, TR-TSV-000905. Facilities of each Party shall provide the necessary on-hook, off-hook answer and disconnect supervision and shall provide calling number ID (Calling Party Number) when technically feasible.
- 5.3 Quality of Interconnection. The local interconnection for the transmission and routing of telephone exchange service and exchange access that each Party provides to each other will be at least equal in quality to what it provides to itself and any subsidiary or affiliate, where technically feasible, or to any other Party to which each Party provides local interconnection.
- 5.4 Network Management Controls. Both Parties will work cooperatively to apply sound network management principles by invoking appropriate network management controls (e.g., call gapping) to alleviate or prevent network congestion.
- 5.5 SS7 Signaling. Both Parties will utilize LEC-to-LEC SS7 Signaling, where available, in conjunction with all traffic in order to enable full interoperability of CLASS features and functions except for call return. All SS7 signaling parameters will be provided, including but not limited to automatic number identification ("ANI"), originating line information ("OLI") calling company category and charge number. All privacy indicators will be honored, and the Parties will

exchange Transactional Capabilities Application Part (“TCAP”) messages to facilitate full interoperability of SS7-based features between the respective networks. Neither Party shall alter the SS7 parameters, or be a party to altering such parameters, or knowingly pass SS7 parameters that have been altered in order to circumvent appropriate interconnection charges.

- 5.6 Signaling Call Information. BellSouth and ECI will send and receive 10 digits for Local Traffic. Additionally, BellSouth and ECI will exchange the proper call information, i.e. originated call company number and destination call company number, CIC, and OZZ, including all proper translations for routing between networks and any information necessary for billing.

5.7 **Forecasting for Trunk Provisioning**

- 5.7.1 Within six (6) months after execution of this Agreement, ECI shall provide an initial interconnection trunk group forecast for each LATA in which it plans to provide service within BellSouth’s region. Upon receipt of ECI’s forecast, the Parties shall conduct a joint planning meeting to develop a joint interconnection trunk group forecast. Each forecast provided under this Section shall be deemed “Confidential Information” under the General Terms and Conditions of this Agreement.

- 5.7.1.1 At a minimum, the forecast shall include the projected quantity of Transit Trunks, ECI-to-BellSouth one-way trunks (“ECI Trunks”), BellSouth-to-ECI one-way trunks (“Reciprocal Trunks”) and/or two-way interconnection trunks, if the Parties have agreed to interconnect using two-way trunking to transport the Parties’ Local Traffic and IntraLATA Toll Traffic. The quantities shall be projected for a minimum of six months and shall include an estimate of the current year plus the next two years total forecasted quantities. The Parties shall mutually develop Reciprocal Trunk and/or two-way interconnection trunk forecast quantities.

- 5.7.1.2 All forecasts shall include, at a minimum, Access Carrier Terminal Location (“ACTL”), trunk group type (local/intraLATA toll, Transit, Operator Services, 911, etc.), A location/Z location (CLLI codes for ECI location and BellSouth location where the trunks shall terminate), interface type (e.g., DS1), Direction of Signaling, Trunk Group Number, if known, (commonly referred to as the 2-6 code) and forecasted trunks in service each year (cumulative).

- 5.7.2 Once initial interconnection trunk forecasts have been developed, ECI shall continue to provide interconnection trunk forecasts on a semiannual basis or at otherwise mutually agreeable intervals. ECI shall use its best efforts to make the forecasts as accurate as possible based on reasonable engineering criteria. The Parties shall continue to develop Reciprocal Trunk and/or two-way interconnection trunk forecasts as described in Section 5.7.1.1.

5.7.3 The submitting and development of interconnection trunk forecasts shall not replace the ordering process for local interconnection trunks. Each Party shall exercise its best efforts to provide the quantity of interconnection trunks mutually forecasted. However, the provision of the forecasted quantity of interconnection trunks is subject to trunk terminations and facility capacity existing at the time the trunk order is submitted. Furthermore, the receipt and development of trunk forecasts does not imply any liability for failure to perform if capacity (trunk terminations or facilities) is not available for use at the forecasted time.

5.8 **Trunk Utilization**

5.8.1 BellSouth and ECI shall monitor traffic on each interconnection trunk group that is ordered and installed. The Parties agree that within 180 days of the installation of a trunk or trunks, the trunks will be utilized at 60 percent (60%) of the time consistent busy hour utilization level. The Parties agree that within 365 days of the installation of a trunk or trunks, the trunks will be utilized at eighty percent (80%) of the time consistent busy hour utilization level. Any trunk or trunks not meeting the minimum thresholds set forth in this Section are defined as “Under-utilized” trunks. BellSouth may disconnect any Under-utilized reciprocal trunk(s) and the Party whose trunks are disconnected shall refund to the other Party associated trunk and facility charges paid by such other Party, if any.

5.8.1.1 BellSouth’s Local Interconnection Switching Center (LISC) will notify ECI of any under-utilized reciprocal trunk groups and the number of trunks that BellSouth wishes to disconnect. BellSouth will provide supporting information either by email or facsimile to the designated ECI interface. ECI will provide concurrence with the disconnection in seven (7) business days or will provide specific information supporting why the trunks should not be disconnected. Such supporting information should include expected traffic volumes (including traffic volumes generated due to Local Number Portability) and the timeframes within which ECI expects to need such trunks. BellSouth’s LISC Project Manager and Circuit Capacity Manager will discuss the information with ECI to determine if agreement can be reached on the number of trunks to be removed. If no agreement can be reached, BellSouth will issue disconnect orders to ECI. The due date of these orders will be four weeks after ECI was first notified in writing of the underutilization of the trunk groups.

5.8.2 To the extent that any interconnection trunk group is utilized at a time-consistent busy hour of eighty percent (80%) or greater, the Parties shall negotiate in good faith for the installation of augmented facilities.

6. **LOCAL DIALING PARITY**

6.1 BellSouth and ECI shall provide local and toll dialing parity, as defined in FCC rules and regulations, with no unreasonable dialing delays. Dialing parity shall be

provided for all originating telecommunications services that require dialing to route a call.

7. INTERCONNECTION COMPENSATION

7.1 Compensation for Call Transportation and Termination for Local Traffic and ISP-bound Traffic

7.1.1 For reciprocal compensation between the Parties pursuant to this Attachment, Local Traffic is defined as any circuit switched call that is originated by an end user of one Party and terminated to an end user of the other Party within a given LATA on that other Party's network, except for those calls that are originated or terminated through switched access arrangements as established by the ruling regulatory body.

7.1.1.1 Additionally, Local Traffic includes any cross boundary, voice-to-voice intrastate, interLATA or interstate, interLATA calls established as a local call by the ruling regulatory body.

7.1.2 ISP-bound Traffic is defined as calls to an information service provider or Internet service provider ("ISP") that are dialed by using a local dialing pattern (7 or 10 digits) by a calling party in one LATA to an ISP server or modem in the same LATA. ISP-bound Traffic is not Local Traffic subject to reciprocal compensation, but instead is information access traffic subject to the FCC's jurisdiction..

7.1.3 Notwithstanding the definitions of Local Traffic and ISP-bound traffic above, and pursuant to the FCC's Order on Remand and Report and Order in CC Docket 99-68 released April 27, 2001 ("ISP Order on Remand"), BellSouth and ECI agree to the rebuttable presumption that all combined circuit switched Local and ISP-bound Traffic delivered to BellSouth or ECI that exceeds a 3:1 ratio of terminating to originating traffic on a statewide basis shall be considered ISP-bound traffic for compensation purposes. BellSouth and ECI further agree to the rebuttable presumption that all combined circuit switched Local and ISP-bound Traffic delivered to BellSouth or ECI that does not exceed a 3:1 ratio of terminating to originating traffic on a statewide basis shall be considered Local Traffic for compensation purposes.

7.1.4 Neither Party shall pay compensation to the other Party for per minute of use rate elements associated with the Call Transport and Termination of Local Traffic or ISP-bound Traffic.

7.1.5 The appropriate elemental rates set forth in Exhibit A of this Attachment shall apply for Transit Traffic as described in Sections 7.6 and 7.6.1 below and to Multiple Tandem Access as described in Section 4.10.1.5 above.

- 7.1.6 Neither Party shall represent Switched Access Traffic as Local Traffic or ISP-bound Traffic for purposes of determining compensation for the call.
- 7.1.7 If ECI assigns NPA/NXXs to specific BellSouth rate centers within the LATA and assigns numbers from those NPA/NXXs to ECI end users physically located outside of that LATA, BellSouth traffic originating from within the LATA where the NPA/NXXs are assigned and delivered to a ECI customer physically located outside of such LATA, shall not be deemed Local Traffic. Further, ECI agrees to identify such interLATA traffic to BellSouth and to compensate BellSouth for originating and transporting such interLATA traffic to ECI at BellSouth's switched access tariff rates.
- 7.2 If ECI does not identify such interLATA traffic to BellSouth, to the best of BellSouth's ability BellSouth will determine which whole ECI NPA/NXXs on which to charge the applicable rates for originating network access service as reflected in BellSouth's Access Service Tariff. BellSouth shall make appropriate billing adjustments if ECI can provide sufficient information for BellSouth to determine whether or not said traffic is Local Traffic.
- 7.3 **Jurisdictional Reporting**
- 7.3.1 **Percent Local Use.** Each Party shall report to the other a Percent Local Usage ("PLU") factor. The application of the PLU will determine the amount of local minutes to be billed to the other Party. For purposes of developing the PLU, each Party shall consider every local call and every long distance call, excluding Transit Traffic. Each Party shall update its PLU on the first of January, April, July and October of the year and shall send it to the other Party to be received no later than 30 days after the first of each such month based on local usage for the past three months ending the last day of December, March, June and September, respectively. Requirements associated with PLU calculation and reporting shall be as set forth in BellSouth's Jurisdictional Factors Reporting Guide, as it is amended from time to time. Notwithstanding the foregoing, where the terminating Party has message recording technology that identifies the jurisdiction of traffic terminated as defined in this Agreement, such information, in lieu of the PLU factor, shall at the terminating Party's option be utilized to determine the appropriate local usage compensation to be paid.
- 7.3.2 **Percent Local Facility.** Each Party shall report to the other a Percent Local Facility ("PLF") factor. The application of the PLF will determine the portion of switched dedicated transport to be billed per the local jurisdiction rates. The PLF shall be applied to Multiplexing, Local Channel and Interoffice Channel Switched Dedicated Transport utilized in the provision of local interconnection trunks. Each Party shall update its PLF on the first of January, April, July and October of the year and shall send it to the other Party to be received no later than 30 days after the first of each such month to be effective the first bill period the following month, respectively. Requirements associated with PLU and PLF calculation and

reporting shall be as set forth in BellSouth's Jurisdictional Factors Reporting Guide, as it is amended from time to time.

- 7.3.3 **Percent Interstate Usage.** Each Party shall report to the other the projected Percent Interstate Usage ("PIU") factor. All jurisdictional report requirements, rules and regulations for Interexchange Carriers specified in BellSouth's Intrastate Access Services Tariff will apply to ECI. After interstate and intrastate traffic percentages have been determined by use of PIU procedures, the PLU and PLF factors will be used for application and billing of local interconnection. Each Party shall update its PIUs on the first of January, April, July and October of the year and shall send it to the other Party to be received no later than 30 days after the first of each such month, for all services showing the percentages of use (PIUs, PLU, and PLF) for the past three months ending the last day of December, March, June and September. Notwithstanding the foregoing, where the terminating Party has message recording technology that identifies the jurisdiction of traffic terminated as defined in this Agreement, such information, in lieu of the PIU and PLU factors, shall at the terminating Party's option be utilized to determine the appropriate local usage compensation to be paid.
- 7.3.4 Notwithstanding the provisions in Section 7.3.1, 7.3.2, and 7.3.3 above, where the terminating Party has message recording technology that identifies the jurisdiction of traffic terminated as defined in this Agreement, such information shall, at the terminating Party's option, be utilized to determine the appropriate jurisdictional reporting factors (PLU, PIU, and/or PLF), in lieu of those provided by the originating Party. In the event that the terminating Party opts to utilize its own data to determine jurisdictional reporting factors, such terminating Party shall notify the originating Party at least 15 days prior to the beginning of the calendar quarter in which the terminating Party will begin to utilize its own data. Such factors shall subject to the Dispute Resolution provisions in this Agreement, as well as the Audit provisions set forth in 7.3.5 below.
- 7.3.5 **Audits.** On thirty (30) days written notice, each Party must provide the other the ability and opportunity to conduct an annual audit to ensure the proper billing of traffic. BellSouth and ECI shall retain records of call detail for a minimum of nine months from which the PLU, PLF and/or PIU can be ascertained. The audit shall be conducted during normal business hours at an office designated by the Party being audited. Audit requests shall not be submitted more frequently than one (1) time per calendar year. Audits shall be performed by a mutually acceptable independent auditor paid for by the Party requesting the audit. The PLF, PLU and/or PIU shall be adjusted based upon the audit results and shall apply for the quarter the audit was completed, for the quarter prior to the completion of the audit, and for the two quarters following the completion of the audit. If, as a result of an audit, either Party is found to have overstated the PLF, PLU and/or PIU by twenty percentage points (20%) or more, that Party shall reimburse the auditing Party for the cost of the audit.

7.4 **Compensation for 8XX Traffic**

- 7.4.1 Compensation for 8XX Traffic. Each Party shall pay the other the appropriate switched access charges set forth in the BellSouth intrastate or interstate switched access tariffs. ECI will pay BellSouth the database query charge as set forth in the BellSouth intrastate or interstate switched access tariffs as applicable.
- 7.4.2 Records for 8XX Billing. Each Party will provide to the other the appropriate records necessary for billing intraLATA 8XX customers. The records provided will be in a standard EMI format.
- 7.4.3 8XX Access Screening. BellSouth's provision of 8XX Toll Free Dialing ("TFD") to ECI requires interconnection from ECI to BellSouth's 8XX Signal Channel Point ("SCP"). Such interconnections shall be established pursuant to BellSouth's Common Channel Signaling Interconnection Guidelines and Telcordia's CCS Network Interface Specification document, TR-TSV-000905. ECI shall establish SSS7 interconnection at the BellSouth Local Signal Transfer Points serving the BellSouth 8XX SCPs that ECI desires to query. The terms and conditions for 8XX TFD are set out in BellSouth's Intrastate Access Services Tariff.

7.5 **Mutual Provision of Switched Access Service**

- 7.5.1 Switched Access Traffic. Switched Access Traffic is described as telephone calls requiring local transmission or switching services for the purpose of the origination or termination of Telephone Toll Service. Switched Access Traffic includes, but is not limited to, the following types of traffic: Feature Group A, Feature Group B, Feature Group C, Feature Group D, toll free access (e.g., 8XX), 900 access and their successors. Additionally, any Public Switched Telephone Network interexchange telecommunications traffic, regardless of transport protocol method, where the originating and terminating points, end-to-end points, are in different LATAs, or are in the same LATA and the Parties' Switched Access services are used for the origination or termination of the call, shall be considered Switched Access Traffic. Irrespective of transport protocol method used, a call which originates in one LATA and terminates in another LATA (i.e., the end-to-end points of the call) or in which the Parties' Switched Access Services are used for the origination or termination of the call, shall not be considered Local Traffic or ISP-bound Traffic.
- 7.5.2 If the BellSouth end user chooses ECI as their presubscribed interexchange carrier, or if the BellSouth end user uses ECI as an interexchange carrier on a 101XXXX basis, BellSouth will charge ECI the appropriate BellSouth tariff charges for originating switched access services.
- 7.5.3 Where the originating Party delivers a call to the terminating Party over switched access facilities, the originating Party will pay the terminating Party terminating,

switched access charges as set forth in BellSouth's Intrastate or Interstate Access Services Tariff, as appropriate.

- 7.5.4 When ECI's end office switch provides an access service connection to or from an interexchange carrier ("IXC") by a direct trunk group to the IXC utilizing BellSouth facilities, each Party will provide its own access services to the IXC and bill on a multi-bill, multi-tariff meet-point basis. Each Party will bill its own access services rates to the IXC with the exception of the interconnection charge. The interconnection charge will be billed by <customer name> as the Party providing the end office function. Each party will use the Multiple Exchange Carrier Access Billing (MECAB) guidelines to establish meet point billing for all applicable traffic. The parties shall utilize a thirty (30) day billing period.
- 7.5.4.1 When <customer name>'s end office subtends the BellSouth Access Tandem switch for receipt or delivery of switched access traffic and provides an access service connection to or from an IXC via BellSouth's Access Tandem switch, BellSouth, as the tandem company agrees to provide to <customer name>, as the End Office Company, as defined in MECAB, at no charge, all the switched access detail usage data, recorded at the access tandem, within no more than sixty (60) days after the recording date. Each Party will notify the other when it is not feasible to meet these requirements. As business requirements change, data reporting requirements may be modified as necessary.
- 7.5.5 BellSouth, as the tandem provider company, will retain for a minimum period of sixty (60) days, access message detail sufficient to recreate any data that is lost or damaged by the tandem provider company or any third party involved in processing or transporting data.
- 7.5.6 BellSouth, as the tandem provider company, agrees to recreate the lost or damaged data within forty-eight (48) hours of notification by the other or by an authorized third party handling the data.
- 7.5.7 Any claims against BellSouth, as the tandem provider company, for unbillable or uncollectible revenue should be filed with the tandem provider company within 120 days of the usage date.
- 7.5.8 BellSouth, as the tandem provider company shall keep records of its billing activities relating to jointly-provided Intrastate and Interstate access services in sufficient detail to permit the Subsequent Billing Party to, by formal or informal review or audit, to verify the accuracy and reasonableness of the jointly-provided access billing data provided by the Initial Billing Party. Each Party agrees to cooperate in such formal or informal reviews or audits and further agrees to jointly review the findings of such reviews or audits in order to resolve any differences concerning the findings thereof.

- 7.5.9 ECI agrees not to deliver switched access traffic to BellSouth for termination except over ECI ordered switched access trunks and facilities.

7.6 Transit Traffic

- 7.6.1 BellSouth shall provide tandem switching and transport services for ECI's Transit Traffic. Rates for local Transit Traffic and ISP-bound Transit Traffic shall be the applicable Call Transport and Termination charges as set forth in Exhibit A to this Attachment. Rates for Switched Access Transit Traffic shall be the applicable charges as set forth in BellSouth Interstate or Intrastate Switched Access tariffs. Billing associated with all Transit Traffic shall be pursuant to MECAB guidelines. Traffic between ECI and Wireless Type 1 third parties shall not be treated as Transit Traffic from a routing or billing perspective. Traffic between ECI and Wireless Type 2A or a third party CLEC utilizing BellSouth switching shall not be treated as Transit Traffic from a routing or billing perspective until BellSouth and the Wireless carrier or a third party CLEC utilizing BellSouth switching have the capability to properly meet-point-bill in accordance with MECAB guidelines.

- 7.6.2 The delivery of traffic that transits the BellSouth network and is transported to another carrier's network is excluded from any BellSouth billing guarantees. BellSouth agrees to deliver Transit Traffic to the terminating carrier; provided, however, that ECI is solely responsible for negotiating and executing any appropriate contractual agreements with the terminating carrier for the exchange of Transit Traffic through the BellSouth network. BellSouth will not be liable for any compensation to the terminating carrier or to ECI. In the event that the terminating third party carrier imposes on BellSouth any charges or costs for the delivery of Transit Traffic, ECI shall reimburse BellSouth for such costs. Additionally, the Parties agree that any billing to a third party or other telecommunications carrier under this section shall be pursuant to MECAB procedures.

8. FRAME RELAY SERVICE INTERCONNECTION

- 8.1 In addition to the Local Interconnection services set forth above, BellSouth will offer a network to network Interconnection arrangement between BellSouth's and ECI's frame relay switches as set forth below. The following provisions will apply only to Frame Relay Service and Exchange Access Frame Relay Service and Managed Shared Frame Relay Service in those states in which ECI is certified and providing Frame Relay Service as a Local Exchange Carrier and where traffic is being exchanged between ECI and BellSouth Frame Relay Switches in the same LATA.
- 8.2 The Parties agree to establish two-way Frame Relay facilities between their respective Frame Relay Switches to the mutually agreed upon Frame Relay Service point(s) of interconnection ("IP(s)") within the LATA. All IPs shall be within the same Frame Relay Network Serving Areas as defined in Section A40 of

BellSouth's General Subscriber Service Tariff except as set forth in this Attachment.

- 8.3 Upon the request of either Party, such interconnection will be established where BellSouth and ECI have Frame Relay Switches in the same LATA. Where there are multiple Frame Relay switches in one central office, an interconnection with any one of the switches will be considered an interconnection with all of the switches at that central office for purposes of routing packet traffic.
- 8.4 The Parties agree to provision local and intraLATA Frame Relay Service and Exchange Access Frame Relay Service and Managed Shared Frame Relay Service (both intrastate and interstate) over Frame Relay interconnection facilities between the respective Frame Relay switches and the IPs.
- 8.5 The Parties agree to assess each other reciprocal charges for the facilities that each provides to the other according to the Percent Local Circuit Use Factor (PLCU), determined as follows:
- 8.5.1 If the data packets originate and terminate in locations in the same LATA, and are consistent with the local definitions of the Agreement, the traffic is considered local. Frame Relay framed packet data is transported within Virtual Circuits (VC). For the purposes of this Agreement, if all the data packets transported within a VC remain within the LATA, then consistent with the local definitions in this Agreement, the traffic on that VC is local ("Local VC").
- 8.5.2 If the originating and terminating locations of the two-way packet data traffic are not in the same LATA, the traffic on that VC is interLATA ("InterLATA VC").
- 8.5.3 The PLCU is determined by dividing the total number of Local VCs, by the total number of VCs on each Frame Relay facility. To facilitate implementation, ECI may determine its PLCU in aggregate, by dividing the total number of Local VCs in a given LATA by the total number VCs in that LATA. The Parties agree to renegotiate the method for determining PLCU, at BellSouth's request, and within 90 days, if BellSouth notifies ECI that it has found that this method does not adequately represent the PLCU.
- 8.5.4 If there are no VCs on a facility when it is billed, the PLCU will be zero.
- 8.5.5 BellSouth will provide the circuit between the Parties' respective Frame Relay Switches. The Parties will be compensated as follows: BellSouth will invoice, and ECI will pay, the total non-recurring and recurring charges for the circuit based upon the rates set forth in BellSouth's Interstate Access Tariff, FCC No. 1. ECI will then invoice, and BellSouth will pay, an amount calculated by multiplying the BellSouth billed charges for the circuit by one-half of ECI's PLCU.

- 8.6 The Parties agree to compensate each other for Frame Relay network-to-network interface (NNI) ports based upon the NNI rates set forth in BellSouth's Interstate Access Tariff, FCC No. 1. Compensation for each pair of NNI ports will be calculated as follows: BellSouth will invoice, and ECI will pay, the total non-recurring and recurring charges for the NNI port. ECI will then invoice, and BellSouth will pay, an amount calculated by multiplying the BellSouth billed non-recurring and recurring charges for the NNI port by ECI's PLCU.
- 8.7 Each Party agrees that there will be no charges to the other Party for its own subscriber's Permanent Virtual Circuit (PVC) rate elements for the local PVC segment from its Frame Relay switch to its own subscriber's premises. PVC rate elements include the Data Link Connection Identifier (DLCI) and Committed Information Rate (CIR).
- 8.8 For the PVC segment between the ECI and BellSouth Frame Relay switches, compensation for the PVC charges is based upon the rates in BellSouth's Interstate Access Tariff, FCC No. 1.
- 8.9 Compensation for PVC rate elements will be calculated as follows:
- 8.9.1 If ECI orders a VC connection between a BellSouth subscriber's PVC segment and a PVC segment from the BellSouth Frame Relay switch to the ECI Frame Relay switch, BellSouth will invoice, and ECI will pay, the total non-recurring and recurring PVC charges for the PVC segment between the BellSouth and ECI Frame Relay switches. If the VC is a Local VC, ECI will then invoice and BellSouth will pay, the total nonrecurring and recurring PVC charges billed for that segment. If the VC is not local, no compensation will be paid to ECI for the PVC segment.
- 8.9.2 If BellSouth orders a Local VC connection between a ECI subscriber's PVC segment and a PVC segment from the ECI Frame Relay switch to the BellSouth Frame Relay switch, BellSouth will invoice, and ECI will pay, the total non-recurring and recurring PVC and CIR charges for the PVC segment between the BellSouth and ECI Frame Relay switches. If the VC is a Local VC, ECI will then invoice and BellSouth will pay the total non-recurring and recurring PVC and CIR charges billed for that segment. If the VC is not local, no compensation will be paid to ECI for the PVC segment.
- 8.9.3 The Parties agree to compensate each other for requests to change a PVC segment or PVC service order record, according to the Feature Change charge as set forth in the BellSouth access tariff BellSouth Tariff FCC No. 1.
- 8.9.4 If ECI requests a change, BellSouth will invoice and ECI will pay a Feature Change charge for each affected PVC segment.

- 8.9.4.1 If BellSouth requests a change to a Local VC, ECI will invoice and BellSouth will pay a Feature Change charge for each affected PVC segment.
- 8.9.5 The Parties agree to limit the sum of the CIR for the VCs on a DS1 NNI port to not more than three times the port speed, or not more than six times the port speed on a DS3 NNI port.
- 8.9.6 Except as expressly provided herein, this Agreement does not address or alter in any way either Party's provision of Exchange Access Frame Relay Service, Managed Shared Frame Relay Service or interLATA Frame Relay Service. All charges by each Party to the other for carriage of Exchange Access Frame Relay Service or interLATA Frame Relay Service are included in the BellSouth access tariff BellSouth Tariff FCC No. 1.
- 8.10 ECI will identify and report quarterly to BellSouth the PLCU of the Frame Relay facilities it uses, per Section 8.5.3 above.
- 8.11 Either Party may request a review or audit of the various service components, consistent with the provisions of section E2 of the BellSouth State Access Services tariffs or Section 2 of the BellSouth FCC No.1 Tariff.

9. OPERATIONAL SUPPORT SYSTEMS (OSS)

- 9.1 The terms, conditions and rates for OSS are as set forth in FCC Tariff for Access Service Records.

Exhibit B

Basic Architecture

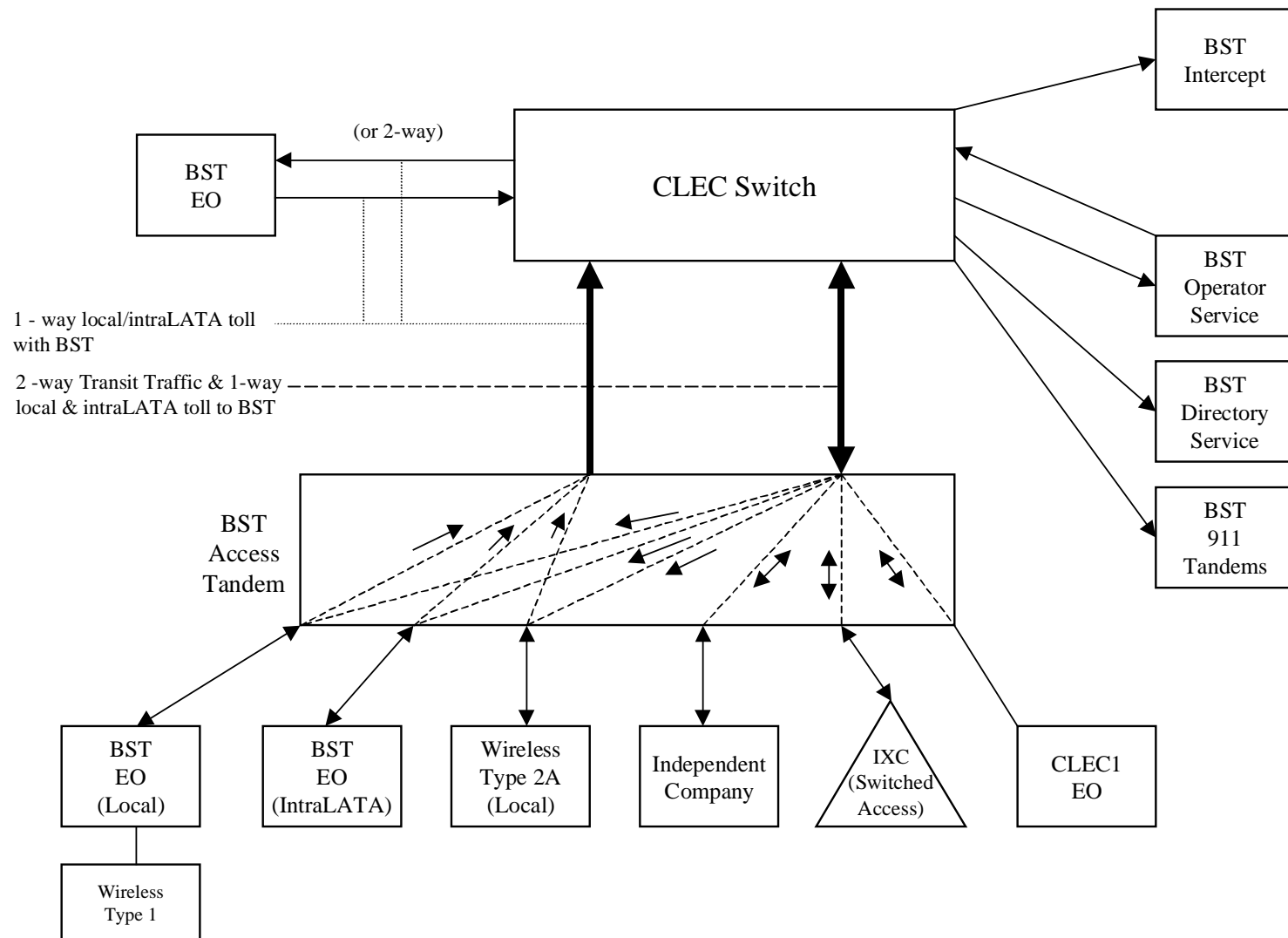


Exhibit C

One-Way Architecture

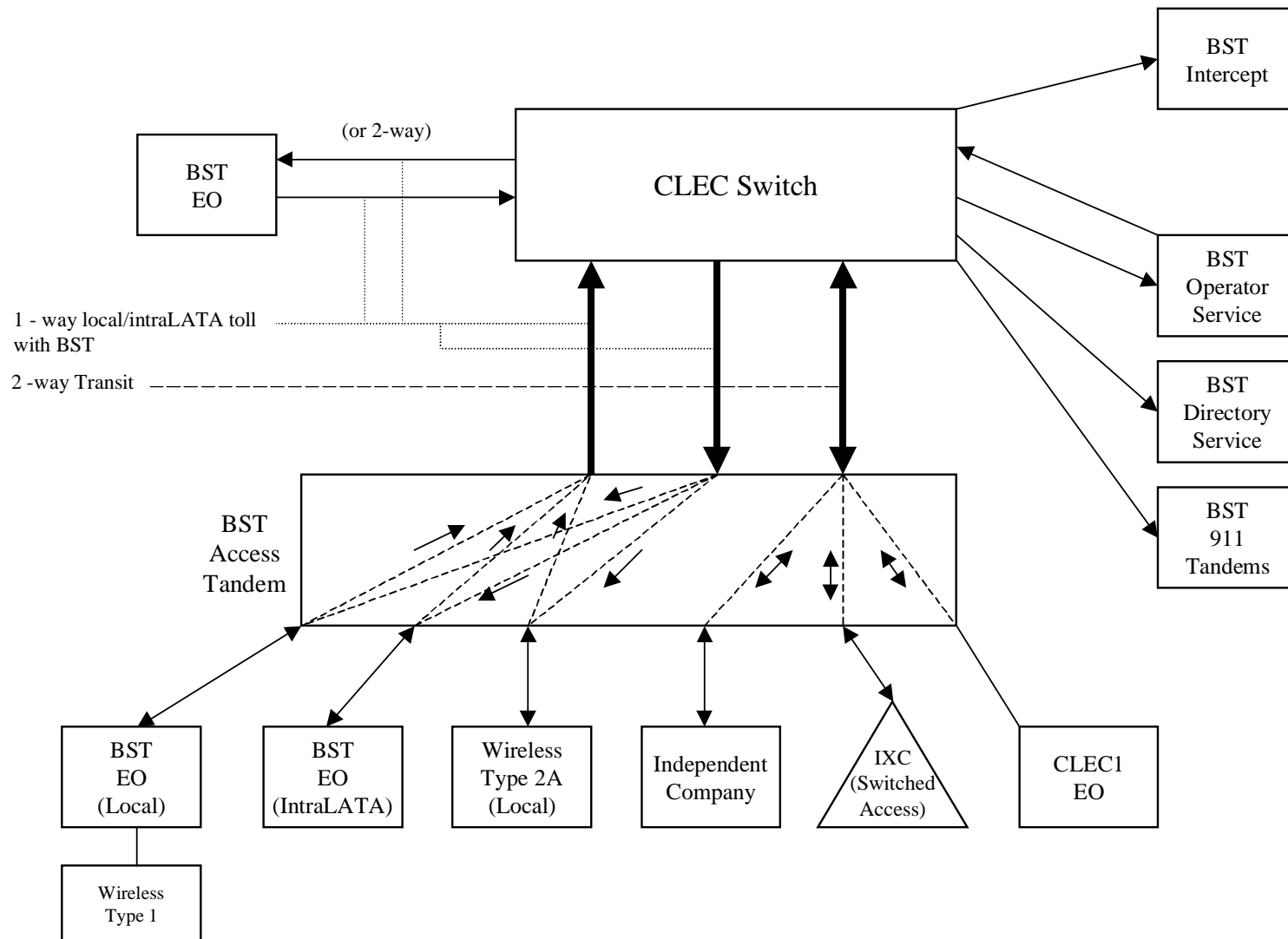


Exhibit D

Two-Way Architecture

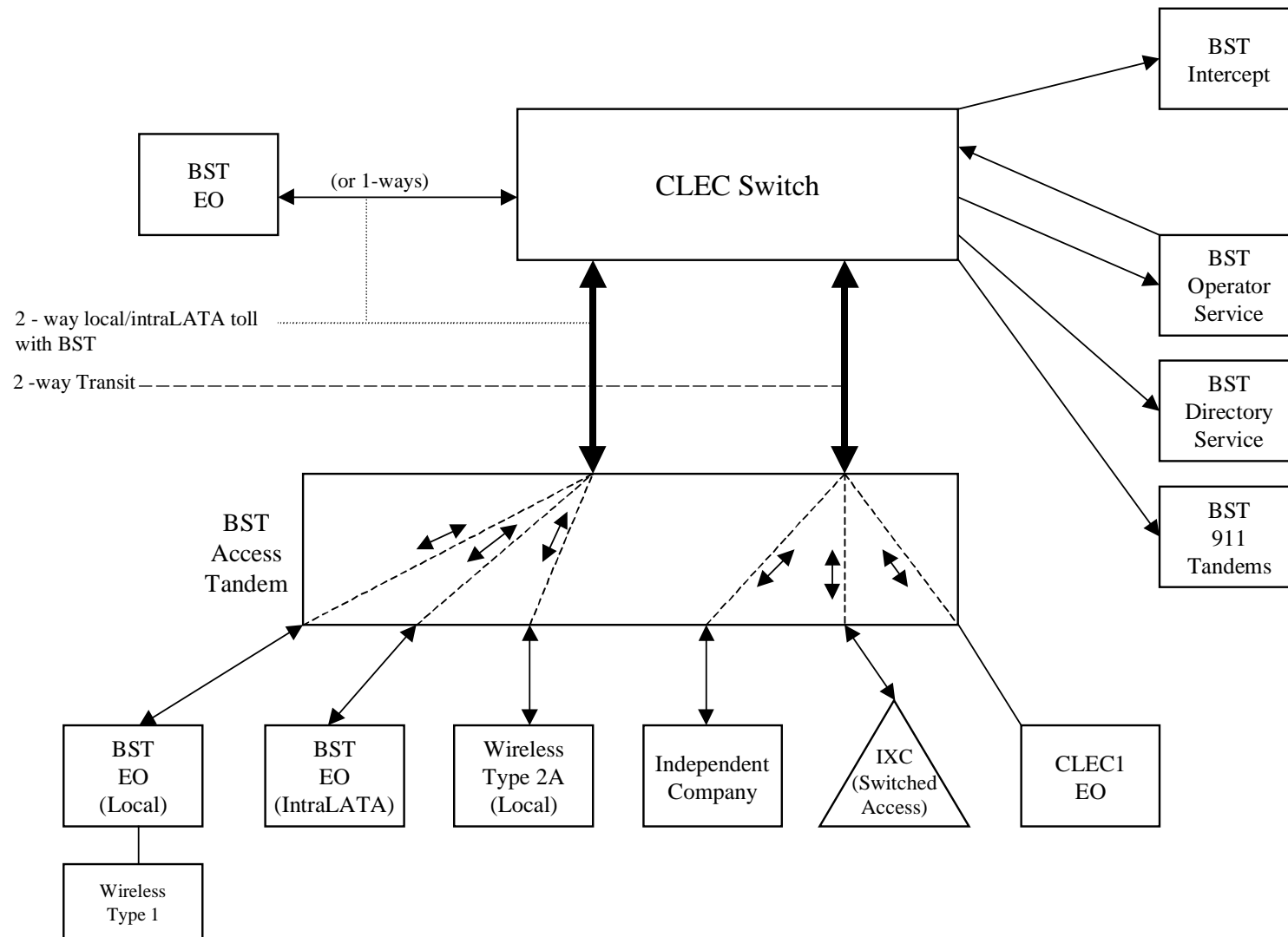
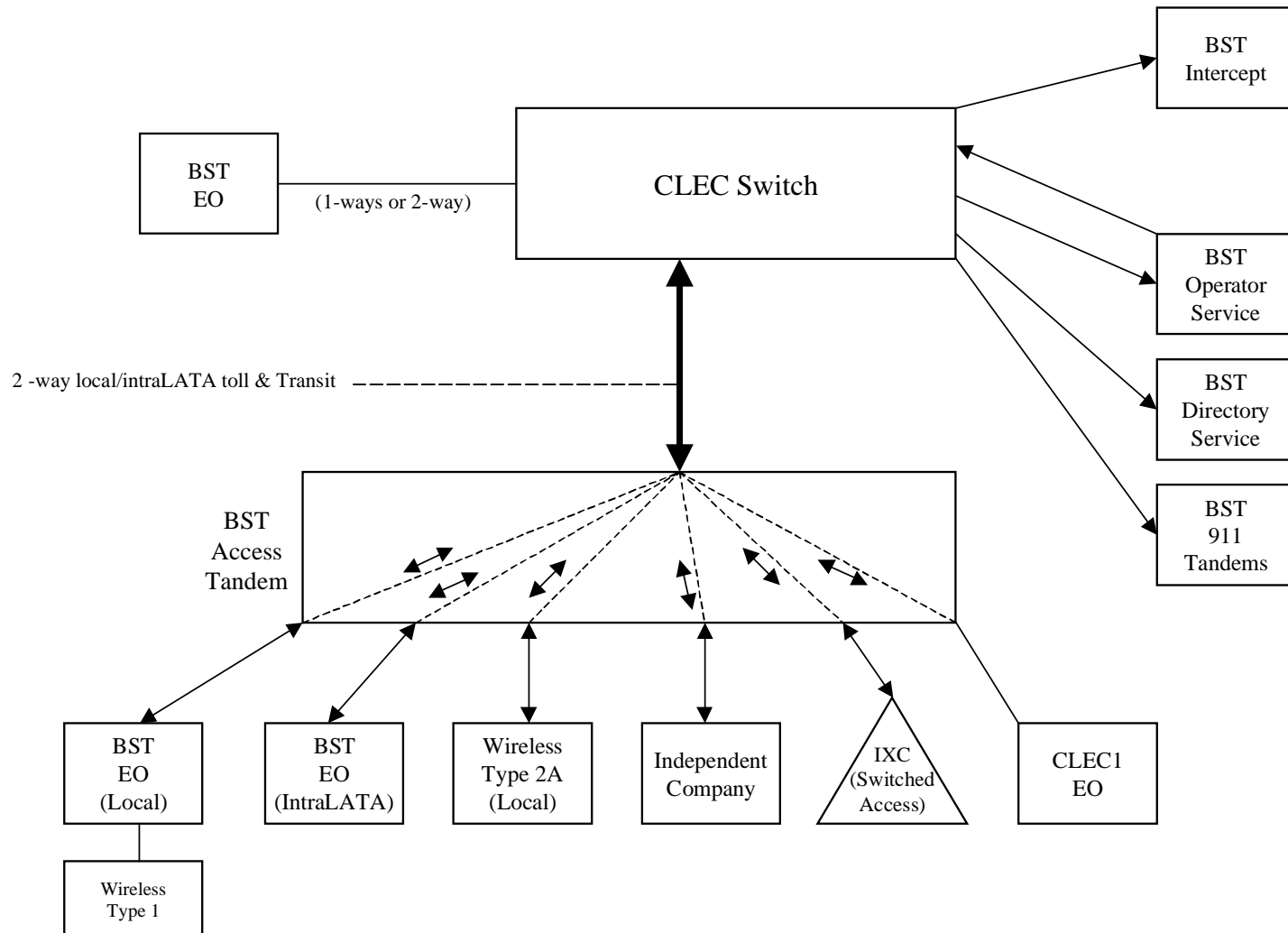


Exhibit E

Supergroup Architecture



LOCAL INTERCONNECTION - Alabama												Attachment: 3		Exhibit: A					
CATEGORY	RATE ELEMENTS					Interim	Zone	BCS	USOC	RATES(\$)		Svc Order Submitted Elec per LSR	Svc Order Submitted Manually per LSR	Incremental Charge - Manual Svc Order vs. Electronic-1st	Incremental Charge - Manual Svc Order vs. Electronic-Add'l	Incremental Charge - Manual Svc Order vs. Electronic-Disc 1st	Incremental Charge - Manual Svc Order vs. Electronic-Disc Add'l		
														OSS Rates(\$)					
									Rec	First	Add'l	First	Add'l	SOMEC	SOMAN	SOMAN	SOMAN	SOMAN	SOMAN
LOCAL INTERCONNECTION (CALL TRANSPORT AND TERMINATION)																			
NOTE: "bk" beside a rate indicates that the Parties have agreed to bill and keep for that element pursuant to the terms and conditions in Attachment 3.																			
TANDEM SWITCHING																			
					OHD			0.0005692bk											
					OHD			0.0005692bk											
					OHD			0.0015											
* This charge is applicable only to transit traffic and is applied in addition to applicable switching and/or interconnection charges.																			
TRUNK CHARGE																			
					OHD			TPP++		333.69	56.91								
					OHD			TDE0P	0.00										
					OH1 OH1MS			TDE1P	0.00										
					OHD			TDW0P	0.00										
					OH1 OH1MS			TDW1P	0.00										
** This rate element is recovered on a per MOU basis and is included in the End Office Switching and Tandem Switching, per MOU rate elements																			
COMMON TRANSPORT (Shared)																			
					OHD				0.0000026bk										
					OHD				0.0003685bk										
LOCAL INTERCONNECTION (DEDICATED TRANSPORT)																			
INTEROFFICE CHANNEL - DEDICATED TRANSPORT																			
					OHL, OHM			1L5NF	0.0101										
					OHL, OHM			1L5NF	24.15	54.82		13.79							
					OHL, OHM			1L5NK	0.0101										
					OHL, OHM			1L5NK	17.28	54.82		13.79							
					OHL, OHM			1L5NK	0.0101										
					OHL, OHM			1L5NK	17.28	54.82		13.79							
					OH1, OH1MS			1L5NL	0.2067										
					OH1, OH1MS			1L5NL	68.75	163.61		28.88							
					OH3, OH3MS			1L5NM	4.67										
					OH3, OH3MS			1L5NM	804.02	325.51		116.91							
LOCAL CHANNEL - DEDICATED TRANSPORT																			
					OHL, OHM			TEFV2	15.96	386.19	66.33	73.28	6.39						
					OHL, OHM			TEFV4	17.06	387.06	67.20	74.22	7.33						
					OH1			TEFHG	41.52	354.94	307.43	44.38	30.52						
					OH3			TEFHJ	476.04	903.03	527.87	238.97	167.16						
LOCAL INTERCONNECTION MID-SPAN MEET																			
NOTE: If Access service ride Mid-Span Meet, one-half the tariffed service Local Channel rate is applicable.																			
					OH1MS			TEFHG	0.00	0.00									
					OH3MS			TEFHJ	0.00	0.00									
MULTIPLEXERS																			
					OH1, OH1MS			SATN1	122.50	182.08	125.14	21.07	19.58						
					OH3, OH3MS			SATNS	201.37	356.28	187.94	66.51	63.65						
					OH1, OH1MS			SATCO	15.39	13.15	9.43								
Notes: If no rate is identified in the contract, the rates, terms, and conditions for the specific service or function will be as set forth in applicable Bell South tariff.																			

LOCAL INTERCONNECTION - Florida													Attachment: 3		Exhibit: A				
CATEGORY	RATE ELEMENTS					Interi m	Zone	BCS	USOC	RATES(\$)			Svc Order Submitted Elec per LSR	Svc Order Submitted Manually per LSR	Incremental Charge - Manual Svc Order vs. Electronic- 1st	Incremental Charge - Manual Svc Order vs. Electronic- Add'l	Incremental Charge - Manual Svc Order vs. Electronic- Disc 1st	Incremental Charge - Manual Svc Order vs. Electronic- Disc Add'l	
										Nonrecurring		Nonrecurring Disconnect		OSS Rates(\$)					
									Rec	First	Add'l	First	Add'l	SOMEC	SOMAN	SOMAN	SOMAN	SOMAN	SOMAN
LOCAL INTERCONNECTION (CALL TRANSPORT AND TERMINATION)																			
NOTE: "bk" beside a rate indicates that the Parties have agreed to bill and keep for that element pursuant to the terms and conditions in Attachment 3.																			
TANDEM SWITCHING																			
					OHD			0.0006019bk											
					OHD			0.0006019bk											
					OHD			0.0015											
* This charge is applicable only to transit traffic and is applied in addition to applicable switching and/or interconnection charges.																			
TRUNK CHARGE																			
					OHD		TPP++			336.43	57.38								
					OHD		TDE0P		0.00										
					OH1 OH1MS		TDE1P		0.00										
					OHD		TDW0P		0.00										
					OH1 OH1MS		TDW1P		0.00										
** This rate element is recovered on a per MOU basis and is included in the End Office Switching and Tandem Switching, per MOU rate elements																			
COMMON TRANSPORT (Shared)																			
					OHD			0.0000035bk											
					OHD			0.0004372bk											
LOCAL INTERCONNECTION (DEDICATED TRANSPORT)																			
INTEROFFICE CHANNEL - DEDICATED TRANSPORT																			
					OHL, OHM		1L5NF	0.0091											
					OHL, OHM		1L5NF	25.32	31.78			7.03							
					OHL, OHM		1L5NK	0.0091											
					OHL, OHM		1L5NK	18.44	31.78			7.03							
					OHL, OHM		1L5NK	0.0091											
					OHL, OHM		1L5NK	18.44	31.78			7.03							
					OH1, OH1MS		1L5NL	0.1856											
					OH1, OH1MS		1L5NL	88.44	98.47			19.05							
					OH3, OH3MS		1L5NM	3.87											
					OH3, OH3MS		1L5NM	1,071.00	219.28			70.56							
LOCAL CHANNEL - DEDICATED TRANSPORT																			
					OHL, OHM		TEFV2	21.94	265.84	46.97	37.63	4.00							
					OHL, OHM		TEFV4	22.81	266.54	47.67	44.22	5.33							
					OH1		TEFHG	35.28	216.65	183.54	24.30	16.95							
					OH3		TEFHJ	531.91	556.37	343.01	139.13	96.84							
LOCAL INTERCONNECTION MID-SPAN MEET																			
NOTE: If Access service ride Mid-Span Meet, one-half the tariffed service Local Channel rate is applicable.																			
					OH1MS		TEFHG	0.00	0.00										
					OH3MS		TEFHJ	0.00	0.00										
MULTIPLEXERS																			
					OH1, OH1MS		SATN1	146.77	101.42	71.62	11.09	10.49							
					OH3, OH3MS		SATNS	211.19	199.28	118.64	40.34	39.07							
					OH1, OH1MS		SATCO	13.76	10.07	7.08									
Notes: If no rate is identified in the contract, the rates, terms, and conditions for the specific service or function will be as set forth in applicable Bell South tariff.																			

LOCAL INTERCONNECTION - Georgia													Attachment: 3		Exhibit: A				
CATEGORY	RATE ELEMENTS					Interim	Zone	BCS	USOC	RATES(\$)			Svc Order Submitted Elec per LSR	Svc Order Submitted Manually per LSR	Incremental Charge - Manual Svc Order vs. Electronic-1st	Incremental Charge - Manual Svc Order vs. Electronic-Add'l	Incremental Charge - Manual Svc Order vs. Electronic-Disc 1st	Incremental Charge - Manual Svc Order vs. Electronic-Disc Add'l	
										Nonrecurring		Nonrecurring Disconnect		OSS Rates(\$)					
									Rec	First	Add'l	First	Add'l	SOMEC	SOMAN	SOMAN	SOMAN	SOMAN	SOMAN
LOCAL INTERCONNECTION (CALL TRANSPORT AND TERMINATION)																			
NOTE: "bk" beside a rate indicates that the Parties have agreed to bill and keep for that element pursuant to the terms and conditions in Attachment 3.																			
TANDEM SWITCHING																			
					OHD			0.0011009bk											
					OHD			0.0011009bk											
					OHD			0.0015											
* This charge is applicable only to transit traffic and is applied in addition to applicable switching and/or interconnection charges.																			
TRUNK CHARGE																			
					OHD		TPP++			333.28	56.84								
					OHD		TDE0P		0.00										
					OH1 OH1MS		TDE1P		0.00										
					OHD		TDW0P		0.00										
					OH1 OH1MS		TDW1P		0.00										
** This rate element is recovered on a per MOU basis and is included in the End Office Switching and Tandem Switching, per MOU rate elements																			
COMMON TRANSPORT (Shared)																			
					OHD			0.000008bk											
					OHD			0.0004152bk											
LOCAL INTERCONNECTION (DEDICATED TRANSPORT)																			
INTEROFFICE CHANNEL - DEDICATED TRANSPORT																			
					OHL, OHM		1L5NF	0.0222											
					OHL, OHM		1L5NF	17.07	36.08										
					OHL, OHM		1L5NK	0.0222											
					OHL, OHM		1L5NK	16.45	36.08										
					OHL, OHM		1L5NK	0.0222											
					OHL, OHM		1L5NK	16.45	36.08										
					OH1, OH1MS		1L5NL	0.4523											
					OH1, OH1MS		1L5NL	78.47	111.75										
					OH3, OH3MS		1L5NM	2.72											
					OH3, OH3MS		1L5NM	788.00	330.77										
LOCAL CHANNEL - DEDICATED TRANSPORT																			
					OHL, OHM		TEFV2	13.91	382.95	62.40									
					OHL, OHM		TEFV4	14.99	368.44	64.05									
					OH1		TEFHG	38.36	356.15	312.89									
					OH3		TEFHJ	515.91	639.50	426.31									
LOCAL INTERCONNECTION MID-SPAN MEET																			
NOTE: If Access service ride Mid-Span Meet, one-half the tariffed service Local Channel rate is applicable.																			
					OH1MS		TEFHG	0.00	0.00										
					OH3MS		TEFHJ	0.00	0.00										
MULTIPLEXERS																			
					OH1, OH1MS		SATN1	126.22	198.22	123.59									
					OH3, OH3MS		SATNS	182.04	280.66	195.33									
					OH1, OH1MS		SATCO	11.02	12.02	8.66									
Notes: If no rate is identified in the contract, the rates, terms, and conditions for the specific service or function will be as set forth in applicable Bell South tariff.																			

LOCAL INTERCONNECTION - Kentucky											Attachment: 3		Exhibit: A			
CATEGORY	RATE ELEMENTS	Inter m	Zone	BCS	USOC	RATES(\$)				Svc Order Submitted Elec per LSR	Svc Order Submitted Manually per LSR	Incremental Charge - Manual Svc Order vs. Electronic- 1st	Incremental Charge - Manual Svc Order vs. Electronic- Add'l	Incremental Charge - Manual Svc Order vs. Electronic- Disc 1st	Incremental Charge - Manual Svc Order vs. Electronic- Disc Add'l	
							Nonrecurring		Nonrecurring Disconnect		OSS Rates(\$)					
						Rec	First	Add'l	First	Add'l	SOMECE	SOMAN	SOMAN	SOMAN	SOMAN	SOMAN
LOCAL INTERCONNECTION (CALL TRANSPORT AND TERMINATION)																
NOTE: "bk" beside a rate indicates that the Parties have agreed to bill and keep for that element pursuant to the terms and conditions in Attachment 3.																
TANDEM SWITCHING																
	Tandem Switching Function Per MOU			OHD		0.0006772bk										
	Multiple Tandem Switching, per MOU (applies to initial tandem only)			OHD		0.0006772bk										
	Tandem Intermediary Charge, per MOU*			OHD		0.0015										
* This charge is applicable only to transit traffic and is applied in addition to applicable switching and/or interconnection charges.																
TRUNK CHARGE																
	Installation Trunk Side Service - per DS0			OHD	TPP++		334.09	57.12								
	Dedicated End Office Trunk Port Service-per DS0**			OHD	TDE0P	0.00										
	Dedicated End Office Trunk Port Service-per DS1**			OH1 OH1MS	TDE1P	0.00										
	Dedicated Tandem Trunk Port Service-per DS0**			OHD	TDW0P	0.00										
	Dedicated Tandem Trunk Port Service-per DS1**			OH1 OH1MS	TDW1P	0.00										
** This rate element is recovered on a per MOU basis and is included in the End Office Switching and Tandem Switching, per MOU rate elements																
COMMON TRANSPORT (Shared)																
	Common Transport - Per Mile, Per MOU			OHD		0.0000030bk										
	Common Transport - Facilities Termination Per MOU			OHD		0.0007466bk										
LOCAL INTERCONNECTION (DEDICATED TRANSPORT)																
INTEROFFICE CHANNEL - DEDICATED TRANSPORT																
	Interoffice Channel - Dedicated Transport - 2-Wire Voice Grade - Per Mile per month			OHL, OHM	1L5NF	0.01										
	Interoffice Channel - Dedicated Transport- 2- Wire Voice Grade - Facility Termination per month			OHL, OHM	1L5NF	29.11	47.34		22.77							
	Interoffice Channel - Dedicated Transport - 56 kbps - per mile per month			OHL, OHM	1L5NK	0.0115										
	Interoffice Channel - Dedicated Transport - 56 kbps - Facility Termination per month			OHL, OHM	1L5NK	20.97	47.35		22.77							
	Interoffice Channel - Dedicated Transport - 64 kbps - per mile per month			OHL, OHM	1L5NK	0.0115										
	Interoffice Channel - Dedicated Transport - 64 kbps - Facility Termination per month			OHL, OHM	1L5NK	20.97	47.35		22.77							
	Interoffice Channel - Dedicated Channel - DS1 - Per Mile per month			OH1, OH1MS	1L5NL	0.23										
	Interoffice Channel - Dedicated Tranport - DS1 - Facility Termination per month			OH1, OH1MS	1L5NL	96.04	105.52		23.09							
	Interoffice Channel - Dedicated Transport - DS3 - Per Mile per month			OH3, OH3MS	1L5NM	4.97										
	Interoffice Channel - Dedicated Transport - DS3 - Facility Termination per month			OH3, OH3MS	1L5NM	1,175.15	335.40		89.57							
LOCAL CHANNEL - DEDICATED TRANSPORT																
	Local Channel - Dedicated - 2-Wire Voice Grade per month			OHL, OHM	TEFV2	18.57	265.78	46.96	46.79	4.98						
	Local Channel - Dedicated - 4-Wire Voice Grade per month			OHL, OHM	TEFV4	19.86	266.48	47.65	47.54	5.73						
	Local Channel - Dedicated - DS1 per month			OH1	TEFHG	40.46	209.60	176.51	30.21	21.07						
	Local Channel - Dedicated - DS3 Facility Termination per month			OH3	TEFHJ	576.05	551.38	338.08	173.00	120.42						
LOCAL INTERCONNECTION MID-SPAN MEET																
NOTE: If Access service ride Mid-Span Meet, one-half the tariffed service Local Channel rate is applicable.																
	Local Channel - Dedicated - DS1 per month			OH1MS	TEFHG	0.00	0.00									
	Local Channel - Dedicated - DS3 per month			OH3MS	TEFHJ	0.00	0.00									
MULTIPLEXERS																
	Channelization - DS1 to DS0 Channel System			OH1, OH1MS	SATN1	113.33	101.40	71.60	13.79	13.04						
	DS3 to DS1 Channel System per month			OH3, OH3MS	SATNS	158.20	199.23	118.62	50.16	48.59						
	DS3 Interface Unit (DS1 COC) per month			OH1, OH1MS	SATCO	11.80	10.07	7.08								
Notes: If no rate is identified in the contract, the rates, terms, and conditions for the specific service or function will be as set forth in applicable Bell South tariff.																

LOCAL INTERCONNECTION - Louisiana													Attachment: 3		Exhibit: A		
CATEGORY	RATE ELEMENTS				Interim	Zone	BCS	USOC	RATES(\$)			Svc Order Submitted Elec per LSR	Svc Order Submitted Manually per LSR	Incremental Charge - Manual Svc Order vs. Electronic-1st	Incremental Charge - Manual Svc Order vs. Electronic-Add'l	Incremental Charge - Manual Svc Order vs. Electronic-Disc 1st	Incremental Charge - Manual Svc Order vs. Electronic-Disc Add'l

LOCAL INTERCONNECTION - Mississippi													Attachment: 3		Exhibit: A		
CATEGORY	RATE ELEMENTS				Interim	Zone	BCS	USOC	RATES(\$)			Svc Order Submitted Elec per LSR	Svc Order Submitted Manually per LSR	Incremental Charge - Manual Svc Order vs. Electronic-1st	Incremental Charge - Manual Svc Order vs. Electronic-Add'l	Incremental Charge - Manual Svc Order vs. Electronic-Disc 1st	Incremental Charge - Manual Svc Order vs. Electronic-Disc Add'l

LOCAL INTERCONNECTION - North Carolina												Attachment: 3		Exhibit: A			
CATEGORY	RATE ELEMENTS					Interi m	Zone	BCS	USOC	RATES(\$)		Svc Order Submitted Elec per LSR	Svc Order Submitted Manually per LSR	Incremental Charge - Manual Svc Order vs. Electronic- 1st	Incremental Charge - Manual Svc Order vs. Electronic- Add'l	Incremental Charge - Manual Svc Order vs. Electronic- Disc 1st	Incremental Charge - Manual Svc Order vs. Electronic- Disc Add'l

LOCAL INTERCONNECTION - South Carolina											Attachment: 3		Exhibit: A					
CATEGORY	RATE ELEMENTS				Interi m	Zone	BCS	USOC	RATES(\$)		Svc Order Submitted Elec per LSR	Svc Order Submitted Manually per LSR	Incremental Charge - Manual Svc Order vs. Electronic- 1st	Incremental Charge - Manual Svc Order vs. Electronic- Add'l	Incremental Charge - Manual Svc Order vs. Electronic- Disc 1st	Incremental Charge - Manual Svc Order vs. Electronic- Disc Add'l		
									Nonrecurring		Nonrecurring Disconnect		OSS Rates(\$)					
								Rec	First	Add'l	First	Add'l	SOMECE	SOMAN	SOMAN	SOMAN	SOMAN	SOMAN
LOCAL INTERCONNECTION (CALL TRANSPORT AND TERMINATION)																		
NOTE: "bk" beside a rate indicates that the Parties have agreed to bill and keep for that element pursuant to the terms and conditions in Attachment 3.																		
TANDEM SWITCHING																		
						OHD		0.000736bk										
						OHD		0.000736bk										
						OHD		0.0015										
* This charge is applicable only to transit traffic and is applied in addition to applicable switching and/or interconnection charges.																		
TRUNK CHARGE																		
						OHD	TPP++		335.14	57.16								
						OHD	TDE0P	0.00										
						OH1 OH1MS	TDE1P	0.00										
						OHD	TDW0P	0.00										
						OH1 OH1MS	TDW1P	0.00										
** This rate element is recovered on a per MOU basis and is included in the End Office Switching and Tandem Switching, per MOU rate elements																		
COMMON TRANSPORT (Shared)																		
						OHD		0.0000045bk										
						OHD		0.0004095bk										
LOCAL INTERCONNECTION (DEDICATED TRANSPORT)																		
INTEROFFICE CHANNEL - DEDICATED TRANSPORT																		
						OHL, OHM	1L5NF	0.0167										
						OHL, OHM	1L5NF	24.30	40.63		16.77							
						OHL, OHM	1L5NK	0.0167										
						OHL, OHM	1L5NK	16.76	40.63		16.77							
						OHL, OHM	1L5NK	0.0167										
						OHL, OHM	1L5NK	16.76	40.63		16.77							
						OH1, OH1MS	1L5NL	0.3415										
						OH1, OH1MS	1L5NL	77.14	89.47		16.39							
						OH3, OH3MS	1L5NM	8.02										
						OH3, OH3MS	1L5NM	880.65	279.37		60.33							
LOCAL CHANNEL - DEDICATED TRANSPORT																		
						OHL, OHM	TEFV2	15.33	193.53	33.24	36.72	3.21						
						OHL, OHM	TEFV4	16.54	193.97	33.68	37.19	3.68						
						OH1	TEFHG	42.62	177.87	154.06	22.24	15.30						
						OH3	TEFHJ	446.00	452.52	264.53	119.75	83.77						
LOCAL INTERCONNECTION MID-SPAN MEET																		
NOTE: If Access service ride Mid-Span Meet, one-half the tariffed service Local Channel rate is applicable.																		
						OH1MS	TEFHG	0.00	0.00									
						OH3MS	TEFHJ	0.00	0.00									
MULTIPLEXERS																		
						OH1, OH1MS	SATN1	107.57	91.24	62.71	10.56	9.81						
						OH3, OH3MS	SATNS	144.02	178.54	94.18	33.33	31.90						
						OH1, OH1MS	SATCO	8.64	6.59	4.73								
Notes: If no rate is identified in the contract, the rates, terms, and conditions for the specific service or function will be as set forth in applicable Bell South tariff.																		

LOCAL INTERCONNECTION - Tennessee												Attachment: 3		Exhibit: A			
CATEGORY	RATE ELEMENTS				Interim	Zone	BCS	USOC	RATES(\$)			Svc Order Submitted Elec per LSR	Svc Order Submitted Manually per LSR	Incremental Charge - Manual Svc Order vs. Electronic-1st	Incremental Charge - Manual Svc Order vs. Electronic-Add'l	Incremental Charge - Manual Svc Order vs. Electronic-Disc 1st	Incremental Charge - Manual Svc Order vs. Electronic-Disc Add'l
									Rec	First	Add'l	First	Add'l	OSS Rates(\$)			
												SOME C	SOMAN	SOMAN	SOMAN	SOMAN	SOMAN
LOCAL INTERCONNECTION (CALL TRANSPORT AND TERMINATION)																	
	NOTE: "bk" beside a rate indicates that the Parties have agreed to bill and keep for that element pursuant to the terms and conditions in Attachment 3.																
	TANDEM SWITCHING																
		Tandem Switching Function Per MOU						OHD		0.0009778bk							
		Multiple Tandem Switching, per MOU (applies to intial tandem only)						OHD		0.0009778bk							
		Tandem Intermediary Charge, per MOU*						OHD		0.0015							
	* This charge is applicable only to transit traffic and is applied in addition to applicable switching and/or interconnection charges.																
	TRUNK CHARGE																
		Installation Trunk Side Service - per DS0						OHD	TPP++		334.29	57.01					
		Dedicated End Office Trunk Port Service-per DS0**						OHD	TDE0P	0.00							
		Dedicated End Office Trunk Port Service-per DS1**						OH1 OH1MS	TDE1P	0.00							
		Dedicated Tandem Trunk Port Service-per DS0**						OHD	TDW0P	0.00							
		Dedicated Tandem Trunk Port Service-per DS1**						OH1 OH1MS	TDW1P	0.00							
	** This rate element is recovered on a per MOU basis and is included in the End Office Switching and Tandem Switching, per MOU rate elements																
	COMMON TRANSPORT (Shared)																
		Common Transport - Per Mile, Per MOU						OHD		0.0000064bk							
		Common Transport - Facilities Termination Per MOU						OHD		0.0003871bk							
LOCAL INTERCONNECTION (DEDICATED TRANSPORT)																	
	INTEROFFICE CHANNEL - DEDICATED TRANSPORT																
		Interoffice Channel - Dedicated Transport - 2-Wire Voice Grade - Per Mile per month						OHL, OHM	1L5NF	0.0174							
		Interoffice Channel - Dedicated Transport- 2- Wire Voice Grade - Facility Termination per month						OHL, OHM	1L5NF	18.58	17.37		3.51				
		Interoffice Channel - Dedicated Transport - 56 kbps - per mile per month						OHL, OHM	1L5NK	0.0174							
		Interoffice Channel - Dedicated Transport - 56 kbps - Facility Termination per month						OHL, OHM	1L5NK	17.98	17.37		3.51				
		Interoffice Channel - Dedicated Transport - 64 kbps - per mile per month						OHL, OHM	1L5NK	0.0174							
		Interoffice Channel - Dedicated Transport - 64 kbps - Facility Termination per month						OHL, OHM	1L5NK	17.98	17.37		3.51				
		Interoffice Channel - Dedicated Channel - DS1 - Per Mile per month						OH1, OH1MS	1L5NL	0.3562							
		Interoffice Channel - Dedicated Tranport - DS1 - Facility Termination per month						OH1, OH1MS	1L5NL	77.86	76.27		14.99				
		Interoffice Channel - Dedicated Transport - DS3 - Per Mile per month						OH3, OH3MS	1L5NM	2.34							
		Interoffice Channel - Dedicated Transport - DS3 - Facility Termination per month						OH3, OH3MS	1L5NM	848.99	176.56		105.91				
LOCAL CHANNEL - DEDICATED TRANSPORT																	
		Local Channel - Dedicated - 2-Wire Voice Grade per month						OHL, OHM	TEFV2	19.43	199.33	24.16	54.81	4.80			
		Local Channel - Dedicated - 4-Wire Voice Grade per month						OHL, OHM	TEFV4	20.56	201.53	24.83	55.52	5.51			
		Local Channel - Dedicated - DS1 per month						OH1	TEFHG	40.99	277.35	233.26	33.18	22.30			
		Local Channel - Dedicated - DS3 Facility Termination per month						OH3	TEFHJ	611.30	595.37	304.50	215.82	151.15			
LOCAL INTERCONNECTION MID-SPAN MEET																	
	NOTE: If Access service ride Mid-Span Meet, one-half the tariffed service Local Channel rate is applicable.																
		Local Channel - Dedicated - DS1 per month						OH1MS	TEFHG	0.00	0.00						
		Local Channel - Dedicated - DS3 per month						OH3MS	TEFHJ	0.00	0.00						
MULTIPLEXERS																	
		Channelization - DS1 to DS0 Channel System						OH1, OH1MS	SATN1	80.77	141.87	77.11	44.47	42.62			
		DS3 to DS1 Channel System per month						OH3, OH3MS	SATNS	222.98	308.03	108.47	6.34	4.23			
		DS3 Interface Unit (DS1 COC) per month						OH1, OH1MS	SATCO	17.58	6.07	4.66					
Notes: If no rate is identified in the contract, the rates, terms, and conditions for the specific service or function will be as set forth in applicable Bell South tariff.																	

Attachment 4

Physical Collocation

BELLSOUTH

PHYSICAL COLLOCATION

1. Scope of Attachment

- 1.1 The rates, terms, and conditions contained within this Attachment shall only apply when ECI is physically collocated as a sole occupant or as a Host within a Premises location pursuant to this Attachment. BellSouth Premises include BellSouth Central Offices and Serving Wire Centers (hereinafter "Premises"). This Attachment is applicable to Premises owned or leased by BellSouth. However, if the Premises occupied by BellSouth is leased by BellSouth from a third party, special considerations and intervals may apply in addition to the terms and conditions of this Attachment.
- 1.2 Right to Occupy. BellSouth shall offer to ECI collocation on rates, terms, and conditions that are just, reasonable, non-discriminatory and consistent with the rules of the Federal Communications Commission ("FCC"). Subject to the rates, terms and conditions of this Attachment where space is available and it is technically feasible, BellSouth will allow ECI to occupy that certain area designated by BellSouth within a BellSouth Premises, or on BellSouth property upon which the BellSouth Premises is located, of a size which is specified by ECI and agreed to by BellSouth (hereinafter "Collocation Space"). The necessary rates, terms and conditions for BellSouth locations other than BellSouth Premises shall be negotiated upon request for collocation at such location(s).
- 1.2.1 Neither BellSouth nor any of BellSouth's affiliates may reserve space for future use on more preferential terms than those set forth below.
- 1.2.1.1 In all states other than Florida, the size specified by ECI may contemplate a request for space sufficient to accommodate ECI's growth within a two-year period.
- 1.2.1.2 In the state of Florida, the size specified by ECI may contemplate a request for space sufficient to accommodate ECI's growth within an eighteen (18) month period.
- 1.3 Space Allocation. BellSouth shall attempt to accommodate <customer_ name>'s requested preferences if any. In allocating Collocation Space, BellSouth shall not materially increase ECI's cost or materially delay ECI's occupation and use of the Collocation Space, shall not assign Collocation Space that will impair the quality of service or otherwise limit the service the ECI wishes to offer, and shall not reduce unreasonably the total space available for physical collocation or preclude unreasonably physical collocation within the Premises. Space shall not be available for collocation if it is: (a) physically occupied by non-obsolete equipment; (b) assigned to another collocator; (c) used to provide physical access to occupied space; (d) used to enable technicians to work on equipment located within occupied space; (e) properly reserved for future use, either by BellSouth or by another carrier; or (f) essential for

the administration and proper functioning of BellSouth's Premises. BellSouth may segregate collocation space and require separate entrances in accordance with FCC rules.

- 1.4 Space Reclamation. In the event of space exhaust within a Central Office Premises, BellSouth may include in its documentation for the Petition for Waiver filing any unutilized space in the Central Office Premises. ECI will be responsible for any justification of unutilized space within its space, if the appropriate state commission requires such justification.
- 1.5 Use of Space. ECI shall use the Collocation Space for the purposes of installing, maintaining and operating ECI's equipment (to include testing and monitoring equipment) necessary for interconnection with BellSouth services and facilities or for accessing BellSouth unbundled network elements for the provision of telecommunications services, as specifically set forth in this Attachment. The Collocation Space may be used for no other purposes except as specifically described herein or in any amendment hereto.
- 1.6 Rates and Charges. ECI agrees to pay the rates and charges identified in Exhibit C attached hereto.
- 1.7 Due Dates. If any due date contained in this Attachment falls on a weekend or National holiday, then the due date will be the next business day thereafter.
- 1.8 The parties agree to comply with all applicable federal, state, county, local and administrative laws, rules, ordinances, regulations and codes in the performance of their obligations hereunder.

2. Space Availability Report

- 2.1 Space Availability Report. Upon request from ECI, BellSouth will provide a written report ("Space Availability Report") describing in detail the space that is available for collocation and specifying the amount of Collocation Space available at the Premises requested, the number of collocators present at the Premises, any modifications in the use of the space since the last report on the Premises requested and the measures BellSouth is taking to make additional space available for collocation arrangements. A Space Availability Report does not reserve space at the Premises.
 - 2.1.1 The request from ECI for a Space Availability Report must be written and must include the Premises street address, located in the Local Exchange Routing Guide and Common Language Location Identification ("CLLI") code of the Premises. CLLI code information is located in the National Exchange Carriers Association (NECA) Tariff FCC No. 4.
 - 2.1.2 BellSouth will respond to a request for a Space Availability Report for a particular Premises within ten (10) calendar days of receipt of such request. BellSouth will make

best efforts to respond in ten (10) calendar days to such a request when the request includes from two (2) to five (5) Premises within the same state. The response time for requests of more than five (5) Premises shall be negotiated between the Parties. If BellSouth cannot meet the ten calendar day response time, BellSouth shall notify ECI and inform ECI of the time frame under which it can respond.

3. Collocation Options

3.1 Cageless. BellSouth shall allow ECI to collocate ECI's equipment and facilities without requiring the construction of a cage or similar structure. BellSouth shall allow ECI to have direct access to ECI's equipment and facilities. BellSouth shall make cageless collocation available in single bay increments. Except where ECI's equipment requires special technical considerations (e.g., special cable racking, isolated ground plane, etc.), BellSouth shall assign cageless Collocation Space in conventional equipment rack lineups where feasible. For equipment requiring special technical considerations, ECI must provide the equipment layout, including spatial dimensions for such equipment pursuant to generic requirements contained in Telcordia GR-63-Core, and shall be responsible for compliance with all special technical requirements associated with such equipment.

3.2 Caged. At ECI's expense, ECI may arrange with a Supplier certified by BellSouth ("Certified Supplier") to construct a collocation arrangement enclosure in accordance with BellSouth's guidelines and specifications prior to starting equipment installation. BellSouth will provide guidelines and specifications upon request. Where local building codes require enclosure specifications more stringent than BellSouth's standard enclosure specification, ECI and ECI's Certified Supplier must comply with the more stringent local building code requirements. ECI's Certified Supplier shall be responsible for filing and receiving any and all necessary permits and/or licenses for such construction. BellSouth shall cooperate with ECI and provide, at ECI's expense, the documentation, including existing building architectural drawings, enclosure drawings, and specifications required and necessary for ECI to obtain the zoning, permits and/or other licenses. ECI's Certified Supplier shall bill ECI directly for all work performed for ECI pursuant to this Attachment and BellSouth shall have no liability for nor responsibility to pay such charges imposed by the ECI's Certified Supplier. ECI must provide the local BellSouth building contact with two Access Keys used to enter the locked enclosure. Except in case of emergency, BellSouth will not access ECI's locked enclosure prior to notifying ECI. Upon request, BellSouth shall construct the enclosure for ECI.

3.2.1 BellSouth may elect to review ECI's plans and specifications prior to allowing construction to start to ensure compliance with BellSouth's guidelines and specifications. Notification to ECI indicating BellSouth's desire to execute this review will be provided in BellSouth's response to the Initial Application, if ECI has indicated their desire to construct their own enclosure. If ECI's Initial Application does not

indicate their desire to construct their own enclosure, but their subsequent firm order does indicate their desire to construct their own enclosure, then notification to review will be given within ten (10) calendar days after the Firm Order date. . BellSouth shall complete its review within fifteen (15) calendar days after the receipt of the plans and specifications. Regardless of whether or not BellSouth elects to review ECI's plans and specifications, BellSouth reserves the right to inspect the enclosure after construction to make sure it is constructed according to the submitted plans and specifications and/or BellSouth's guidelines and specifications, as applicable. BellSouth shall require ECI to remove or correct within seven (7) calendar days at ECI's expense any structure that does not meet these plans and specifications or, where applicable, BellSouth guidelines and specifications.

- 3.3 Shared (Subleased) Caged Collocation. ECI may allow other telecommunications carriers to share ECI's caged collocation arrangement pursuant to terms and conditions agreed to by ECI ("Host") and other telecommunications carriers ("Guests") and pursuant to this section, except where the BellSouth Premises is located within a leased space and BellSouth is prohibited by said lease from offering such an option. ECI shall notify BellSouth in writing upon execution of any agreement between the Host and its Guest within ten (10) calendar days of its execution and prior to any Firm Order. Further, such notice shall include the name of the Guest(s) and the term of the agreement, and shall contain a certification by ECI that said agreement imposes upon the Guest(s) the same terms and conditions for Collocation Space as set forth in this Attachment between BellSouth and ECI.
- 3.3.1 ECI, as the Host shall be the sole interface and responsible Party to BellSouth for the assessment and billing of rates and charges contained within this Attachment and for the purposes of ensuring that the safety and security requirements of this Attachment are fully complied with by the Guest, its employees and agents. BellSouth shall provide ECI with a proration of the costs of the collocation space based on the number of collocators and the space used by each. In all states other than Florida, and in addition to the foregoing, ECI shall be the responsible party to BellSouth for the purpose of submitting Applications for initial and additional equipment placement of Guest. In Florida the Guest may directly submit initial and additional equipment placement applications using the Host's access carrier name abbreviation (ACNA). A separate Guest application shall require the assessment of an Initial or Subsequent Application Fee, as set forth in Exhibit C. Notwithstanding the foregoing, Guest may arrange directly with BellSouth for the provision of the interconnecting facilities between BellSouth and Guest and for the provision of the services and access to unbundled network elements.
- 3.3.2 ECI shall indemnify and hold harmless BellSouth from any and all claims, actions, causes of action, of whatever kind or nature arising out of the presence of ECI's Guests in the Collocation Space except to the extent caused by BellSouth's sole negligence, gross negligence, or willful misconduct.

- 3.4 Adjacent Collocation. Subject to technical feasibility and space availability, BellSouth will permit adjacent collocation arrangements (“Adjacent Arrangement”) on the Premises’ property where physical collocation space within the Premises is legitimately exhausted, where the Adjacent Arrangement does not interfere with access to existing or planned structures or facilities on the Premises property. The Adjacent Arrangement shall be constructed or procured by ECI and in conformance with BellSouth’s design and construction specifications. Further, ECI shall construct, procure, maintain and operate said Adjacent Arrangement(s) pursuant to all of the rates, terms and conditions set forth in this Attachment.
- 3.4.1 Should ECI elect such option, ECI must arrange with a Certified Supplier to construct an Adjacent Arrangement structure in accordance with BellSouth’s guidelines and specifications. BellSouth will provide guidelines and specifications upon request. Where local building codes require enclosure specifications more stringent than BellSouth’s standard specification, ECI and ECI’s Certified Supplier must comply with the more stringent local building code requirements. ECI’s Certified Supplier shall be responsible for filing and receiving any and all necessary zoning, permits and/or licenses for such construction. ECI’s Certified Supplier shall bill ECI directly for all work performed for ECI pursuant to this Attachment and BellSouth shall have no liability for nor responsibility to pay such charges imposed by ECI’s Certified Supplier. ECI must provide the local BellSouth building contact with two cards, keys or other access device used to enter the locked enclosure. Except in cases of emergency, BellSouth shall not access ECI’s locked enclosure prior to notifying ECI.
- 3.4.2 ECI must submit its plans and specifications to BellSouth with its Firm Order. BellSouth shall review ECI’s plans and specifications prior to construction of an Adjacent Arrangement(s) to ensure compliance with BellSouth’s guidelines and specifications. BellSouth shall complete its review within fifteen (15) calendar days after receipt of plans and specifications. BellSouth will have the right to inspect the Adjacent Arrangement during and after construction to make sure it is constructed according to the submitted plans and specifications. BellSouth shall require ECI to remove or correct within seven (7) calendar days at ECI’s expense any structure that does not meet these plans and specifications or, where applicable, BellSouth’s guidelines and specifications.
- 3.4.3 ECI shall provide a concrete pad, the structure housing the arrangement, heating/ventilation/air conditioning (“HVAC”), lighting, and all facilities that connect the structure (i.e. racking, conduits, etc.) to the BellSouth point of demarcation. At ECI’s option, and where the local authority having jurisdiction permits, BellSouth shall provide an AC power source and access to physical collocation services and facilities subject to the same nondiscriminatory requirements as applicable to any other physical collocation arrangement. In Louisiana, BellSouth will provide DC power to Adjacent Collocation sites where technically feasible, as that term has been defined by the FCC. ECI’s Certified Supplier shall be responsible, at ECI’s expense, for filing and receiving any and all necessary zoning, permits and/or licenses for such arrangement.

BellSouth shall allow Shared (Subleased) Caged Collocation within an Adjacent Arrangement pursuant to the terms and conditions set forth herein.

- 3.5 Co-carrier cross-connect (CCXC). The primary purpose of collocating CLEC equipment is to interconnect with BellSouth's network or access BellSouth's unbundled network elements for the provision of telecommunications services. BellSouth will permit ECI to interconnect between its virtual or physical collocation arrangements and those of another collocated CLEC whose Agreement contains co-carrier cross-connect language. At no point in time shall ECI use the Collocation Space for the sole or primary purpose of cross-connecting to other CLECs.
- 3.5.1 The CCXC, shall be provisioned through facilities owned by ECI. Such connections to other carriers may be made using either optical or electrical facilities. ECI may deploy such optical or electrical connections directly between its own facilities and the facilities of other CLEC(s) without being routed through BellSouth equipment. ECI may not self provision CCXC on any BellSouth distribution frame, Pot Bay, DSX or LGX. ECI is responsible for ensuring the integrity of the signal.
- 3.5.2 ECI shall be responsible for obtaining authorization from the other CLEC(s) involved. ECI must use a BellSouth Certified Supplier to place the CCXC. There will be a recurring charge per linear foot of common cable support structure used. ECI-provisioned CCXC shall utilize common cable support structure. In the case of two contiguous collocation arrangements, ECI may have the option of constructing its own dedicated support structure.

4. Occupancy

- 4.1 Occupancy. BellSouth will notify ECI in writing that the Collocation Space is ready for occupancy ("Space Ready Date"). ECI will schedule and complete an acceptance walkthrough of each Collocation Space with BellSouth within fifteen (15) days of BellSouth's notifying ECI that the collocation space is ready for occupancy. In the event that ECI fails to complete an acceptance walkthrough within this fifteen (15) day interval, the Collocation Space shall be deemed accepted by ECI and billing will commence on the sixteenth day after BellSouth releases the collocation space. ECI must notify BellSouth in writing that collocation equipment installation is complete and is operational with BellSouth's network. BellSouth may, at its option, not accept orders for cross connects until receipt of such notice. For purposes of this paragraph, ECI's telecommunications equipment will be deemed operational when cross-connected to BellSouth's network for the purpose of service provision.
- 4.2 Termination of Occupancy. In addition to any other provisions addressing termination of occupancy in this Attachment, ECI may terminate occupancy in a particular Collocation Space by submitting a Subsequent Application requesting termination of occupancy. A Subsequent Application Fee will not apply for termination of occupancy. BellSouth may terminate ECI's right to occupy the Collocation Space in the event ECI fails to comply with any provision of this Agreement.

- 4.2.1 Upon termination of occupancy, ECI at its expense shall remove its equipment and other property from the Collocation Space. ECI shall have thirty (30) calendar days from the termination date to complete such removal, including the removal of all equipment and facilities of ECI's Guests, unless ECI's Guest has assumed responsibility for the collocation space housing the Guest's equipment and executed the documentation required by BellSouth prior to such removal date. ECI shall continue payment of monthly fees to BellSouth until such date as ECI, and if applicable ECI's Guest, has fully vacated the Collocation Space and the Space Relinquish Form has been accepted by BellSouth.. Should ECI or ECI's Guest fail to vacate the Collocation Space within thirty (30) calendar days from the termination date, BellSouth shall have the right to remove the equipment and other property of ECI or ECI's Guest at ECI's expense and with no liability for damage or injury to ECI or ECI's Guest's property unless caused by the gross negligence or intentional misconduct of BellSouth. Upon termination of ECI's right to occupy Collocation Space, ECI shall surrender such Collocation Space to BellSouth in the same condition as when first occupied by ECI except for ordinary wear and tear, unless otherwise agreed to by the Parties. ECI or ECI's BellSouth Certified Supplier shall be responsible for updating and making any necessary changes to BellSouth's records as required by BellSouth's guidelines and specifications including but not limited to Central Office Record Drawings and ERMA Records. ECI shall be responsible for the cost of removing any enclosure, together with all support structures (e.g., racking, conduits, power cables, etc.), at the termination of occupancy and restoring the grounds to their original condition.

5. Use of Collocation Space

- 5.1 Equipment Type. BellSouth permits the collocation of any type of equipment necessary for interconnection to BellSouth's network or for access to BellSouth's unbundled network elements in the provision of telecommunications services, as the term "necessary" is defined by FCC 47 C.F.R. Section 51.323 (b). The primary purpose and function of any equipment collocated in a Premises must be for interconnection to BellSouth's network or for access to BellSouth's unbundled network elements in the provision of telecommunications services.
- 5.1.1 Examples of equipment that would not be considered necessary include but are not limited to: Traditional circuit switching equipment, equipment used exclusively for call-related databases, computer servers used exclusively for providing information services, operations support system (OSS) equipment used to support CLEC network operations, equipment that generates customer orders, manages trouble tickets or inventory, or stores customer records in centralized databases, etc. BellSouth will determine upon receipt of an application if the requested equipment is necessary based on the criteria established by the FCC. Multifunctional equipment placed on BellSouth's Premises must not place any greater relative burden on BellSouth's

- property than comparable single-function equipment. BellSouth reserves the right to permit collocation of any equipment on a nondiscriminatory basis.
- 5.1.2 Such equipment must at a minimum meet the following BellCore (Telcordia) Network Equipment Building Systems (NEBS) General Equipment Requirements: Criteria Level 1 requirements as outlined in the BellCore (Telcordia) Special Report SR-3580, Issue 1; equipment design spatial requirements per GR-63-CORE, Section 2; thermal heat dissipation per GR-063-CORE, Section 4, Criteria 77-79; acoustic noise per GR-063-CORE, Section 4, Criterion 128, and National Electric Code standards. Except where otherwise required by a Commission, BellSouth shall comply with the applicable FCC rules relating to denial of collocation based on ECI's failure to comply with this section.
- 5.1.3 ECI shall not request more DS0, DS1, DS3 and optical terminations for a collocation arrangement than the total port or termination capacity of the equipment physically installed in the arrangement. The total capacity of the equipment collocated in the arrangement will include equipment contained in the application in question as well as equipment already placed in the arrangement. If full network termination capacity of the equipment being installed is not requested in the application, additional network terminations for the installed equipment will require the submission of another application. In the event that ECI submits an application for terminations that exceed the total capacity of the collocated equipment, ECI will be informed of the discrepancy and will be required to submit a revision to the application.
- 5.2 ECI shall not use the Collocation Space for marketing purposes nor shall it place any identifying signs or markings outside the Collocation Space or on the grounds of the Premises.
- 5.3 ECI shall place a plaque or other identification affixed to ECI's equipment necessary to identify ECI's equipment, including a list of emergency contacts with telephone numbers.
- 5.4 Entrance Facilities. ECI may elect to place ECI-owned or ECI-leased fiber entrance facilities into the Collocation Space. BellSouth will designate the point of interconnection in close proximity to the Premises building housing the Collocation Space, such as an entrance manhole or a cable vault, which are physically accessible by both Parties. ECI will provide and place fiber cable at the point of entrance of sufficient length to be pulled through conduit and into the splice location. ECI will provide and install a sufficient length of fire retardant riser cable, to which the entrance cable will be spliced by BellSouth, which will extend from the splice location to ECI's equipment in the Collocation Space. In the event ECI utilizes a non-metallic, riser-type entrance facility, a splice will not be required. ECI must contact BellSouth for instructions prior to placing the entrance facility cable in the manhole. ECI is responsible for maintenance of the entrance facilities. At ECI's option BellSouth will accommodate where technically feasible a microwave entrance facility pursuant to

separately negotiated terms and conditions. In the case of adjacent collocation, unless BellSouth determines that limited space is available for the entrance facilities, copper facilities may be used between the adjacent collocation arrangement and the central office demarcation point.

- 5.4.1 Dual Entrance. BellSouth will provide at least two interconnection points at each Premises where there are at least two such interconnection points available and where capacity exists. Upon receipt of a request for physical collocation under this Attachment, BellSouth shall provide ECI with information regarding BellSouth's capacity to accommodate dual entrance facilities. If conduit in the serving manhole(s) is available and is not reserved for another purpose for utilization within 12 months of the receipt of an application for collocation, BellSouth will make the requested conduit space available for installing a second entrance facility to ECI's arrangement. The location of the serving manhole(s) will be determined at the sole discretion of BellSouth. Where dual entrance is not available due to lack of capacity, BellSouth will so state in the Application Response.
- 5.4.2 Shared Use. ECI may utilize spare capacity on an existing interconnector entrance facility for the purpose of providing an entrance facility to ECI's collocation arrangement within the same BellSouth Premises. BellSouth shall allow the splice, provided that the fiber is non-working fiber. ECI must arrange with BellSouth for BellSouth to splice the ECI provided riser cable to the spare capacity on the entrance facility. The rates set forth in Exhibit C will apply. If ECI desires to allow another CLEC to use its entrance facilities, additional rates, terms and conditions will apply and shall be negotiated between the parties.
- 5.5 Demarcation Point. BellSouth will designate the point(s) of demarcation between ECI's equipment and/or network and BellSouth's network. Each Party will be responsible for maintenance and operation of all equipment/facilities on its side of the demarcation point. For 2-wire and 4-wire connections to BellSouth's network, the demarcation point shall be a common block on the BellSouth designated conventional distributing frame (CDF). ECI shall be responsible for providing, and a supplier certified by BellSouth ("Certified Supplier") shall be responsible for installing and properly labeling/stenciling, the common block, and necessary cabling pursuant to Section 6. For all other terminations BellSouth shall designate a demarcation point on a per arrangement basis. ECI or its agent must perform all required maintenance to equipment/facilities on its side of the demarcation point, pursuant to Section 5.6, following, and may self-provision cross-connects that may be required within the Collocation Space to activate service requests. At ECI's option and expense, a Point of Termination ("POT") bay or frame may be placed in the Collocation Space, but will not serve as the demarcation point. ECI must make arrangements with a Certified Supplier for such placement.
- 5.5.1 In Tennessee, BellSouth will designate the point(s) of demarcation between ECI's equipment and/or network and BellSouth's network. Each Party will be responsible

for maintenance and operation of all equipment/facilities on its side of the demarcation point. For connections to BellSouth's network, the demarcation point shall be a ECI provided Point of Termination Bay (POT Bay) in a common area within the Premises. ECI shall be responsible for providing, and a supplier certified by BellSouth ("ECI's Certified Supplier") shall be responsible for installing and properly labeling, the POT Bay as well as the necessary cabling between ECI's collocation space and the demarcation point. ECI or its agent must perform all required maintenance to equipment/facilities on its side of the demarcation point, pursuant to Section 5.6, following, and may self-provision cross-connects that may be required within the Collocation Space to activate service requests. BellSouth will negotiate alternative rates, terms and conditions related to the demarcation point in Tennessee in the event that ECI desires to avoid the use of an intermediary device as contemplated by the Tennessee Regulatory Authority.

- 5.6 ECI's Equipment and Facilities. ECI, or if required by this Attachment, ECI's Certified Supplier, is solely responsible for the design, engineering, installation, testing, provisioning, performance, monitoring, maintenance and repair of the equipment and facilities used by ECI which must be performed in compliance with all applicable BellSouth policies and guidelines. Such equipment and facilities may include but are not limited to cable(s), equipment, and point of termination connections. ECI and its selected Certified Supplier must follow and comply with all BellSouth requirements outlined in BellSouth's TR 73503, TR 73519, TR 73572, and TR 73564.
- 5.7 BellSouth's Access to Collocation Space. From time to time BellSouth may require access to the Collocation Space. BellSouth retains the right to access such space for the purpose of making BellSouth equipment and building modifications (e.g., running, altering or removing racking, ducts, electrical wiring, HVAC, and cables). BellSouth will give notice to ECI at least 48 hours before access to the Collocation Space is required. ECI may elect to be present whenever BellSouth performs work in the Collocation Space. The Parties agree that ECI will not bear any of the expense associated with this work.
- 5.8 Access. Pursuant to Section 11, ECI shall have access to the Collocation Space twenty-four (24) hours a day, seven (7) days a week. ECI agrees to provide the name and social security number or date of birth or driver's license number of each employee, contractor, or agents of ECI or ECI's Guests provided with access keys or devices ("Access Keys") prior to the issuance of said Access Keys. Key acknowledgement forms must be signed by ECI and returned to BellSouth Access Management within 15 calendar days of ECI's receipt. Failure to return properly acknowledged forms will result in the holding of subsequent requests until acknowledgements are current. Access Keys shall not be duplicated under any circumstances. ECI agrees to be responsible for all Access Keys and for the return of all said Access Keys in the possession of ECI employees, contractors, Guests, or agents after termination of the employment relationship, contractual obligation with

ECI or upon the termination of this Attachment or the termination of occupancy of an individual collocation arrangement.

- 5.8.1 BellSouth will permit one accompanied site visit to ECI's designated collocation arrangement location after receipt of the Bona Fide Firm Order without charge to ECI. ECI must submit to BellSouth the completed Access Control Request Form for all employees or agents requiring access to the BellSouth Premises a minimum of 30 calendar days prior to the date ECI desires access to the Collocation Space. In order to permit reasonable access during construction of the Collocation Space, ECI may submit such a request at any time subsequent to BellSouth's receipt of the Bona Fide Firm Order. In the event ECI desires access to the Collocation Space after submitting such a request but prior to access being approved, in addition to the first accompanied free visit, BellSouth shall permit ECI to access the Collocation Space accompanied by a security escort at ECI's expense. ECI must request escorted access at least three (3) business days prior to the date such access is desired.
- 5.9 Lost or Stolen Access Keys. ECI shall notify BellSouth in writing within 24 hours of becoming aware in the case of lost or stolen Access Keys. Should it become necessary for BellSouth to re-key buildings or deactivate a card as a result of a lost Access Key(s) or for failure to return an Access Key(s), ECI shall pay for all reasonable costs associated with the re-keying or deactivating the card.
- 5.10 Interference or Impairment. Notwithstanding any other provisions of this Attachment, ECI shall not use any product or service provided under this Agreement, any other service related thereto or used in combination therewith, or place or use any equipment or facilities in any manner that 1) significantly degrades, interferes with or impairs service provided by BellSouth or by any other entity or any person's use of its telecommunications service; 2) endangers or damages the equipment, facilities or other property of BellSouth or of any other entity or person; 3) compromises the privacy of any communications; or 4) creates an unreasonable risk of injury or death to any individual or to the public. If BellSouth reasonably determines that any equipment or facilities of ECI violates the provisions of this paragraph, BellSouth shall give written notice to ECI, which notice shall direct ECI to cure the violation within forty-eight (48) hours of ECI's actual receipt of written notice or, at a minimum, to commence curative measures within 24 hours and to exercise reasonable diligence to complete such measures as soon as possible thereafter. After receipt of the notice, the Parties agree to consult immediately and, if necessary, to inspect the arrangement.
- 5.10.1 Except in the case of the deployment of an advanced service which significantly degrades the performance of other advanced services or traditional voice band services, if ECI fails to take curative action within 48 hours or if the violation is of a character which poses an immediate and substantial threat of damage to property, injury or death to any person, or any other significant degradation, interference or impairment of BellSouth's or another entity's service, then and only in that event BellSouth may take such action as it deems appropriate to correct the violation, including without limitation the interruption of electrical power to ECI's equipment.

- BellSouth will endeavor, but is not required, to provide notice to ECI prior to taking such action and shall have no liability to ECI for any damages arising from such action, except to the extent that such action by BellSouth constitutes willful misconduct.
- 5.10.2 For purposes of this Section, the term significantly degrade shall mean an action that noticeably impairs a service from a user's perspective. In the case of the deployment of an advanced service which significantly degrades the performance of other advanced services or traditional voice band services and ECI fails to take curative action within 48 hours then BellSouth will establish before the relevant Commission that the technology deployment is causing the significant degradation. Any claims of network harm presented to ECI or, if subsequently necessary, the relevant Commission must be supported with specific and verifiable information. Where BellSouth demonstrates that a deployed technology is significantly degrading the performance of other advanced services or traditional voice band services, ECI shall discontinue deployment of that technology and migrate its customers to technologies that will not significantly degrade the performance of other such services. Where the only degraded service itself is a known disturber, and the newly deployed technology satisfies at least one of the criteria for a presumption that is acceptable for deployment under section 47 C.F.R. 51.230, the degraded service shall not prevail against the newly-deployed technology.
- 5.11 Personalty and its Removal. Facilities and equipment placed by ECI in the Collocation Space shall not become a part of the Collocation Space, even if nailed, screwed or otherwise fastened to the Collocation Space, but shall retain their status as personal property and may be removed by ECI at any time. Any damage caused to the Collocation Space by ECI's employees, agents or representatives during the removal of such property shall be promptly repaired by ECI at its expense.
- 5.12 Alterations. In no case shall ECI or any person acting on behalf of ECI make any rearrangement, modification, improvement, addition, or other alteration which could affect in any way space, power, HVAC, and/or safety considerations to the Collocation Space or the BellSouth Premises without the written consent of BellSouth, which consent shall not be unreasonably withheld. The cost of any such specialized alterations shall be paid by ECI. Any such material rearrangement, modification, improvement, addition, or other alteration shall require a Subsequent Application and Subsequent Application Fee.
- 5.13 Janitorial Service. ECI shall be responsible for the general upkeep of the Collocation Space. ECI shall arrange directly with a BellSouth Certified Supplier for janitorial services applicable to Caged Collocation Space. BellSouth shall provide a list of such suppliers on a site-specific basis upon request.

6. Ordering and Preparation of Collocation Space

- 6.1 Should any state or federal regulatory agency impose procedures or intervals applicable to ECI that are different from procedures or intervals set forth in this section, whether now in effect or that become effective after execution of this Agreement, those procedures or intervals shall supersede the requirements set forth herein for that jurisdiction for all applications submitted for the first time after the effective date thereof.
- 6.2 Initial Application. For ECI or ECI's Guest(s) initial equipment placement, ECI shall submit to BellSouth a Physical Expanded Interconnection Application Document ("Application"). The Application is Bona Fide when it is complete and accurate, meaning that all required fields on the application are completed with the appropriate type of information. An application fee will apply.
- 6.3 Subsequent Application. In the event ECI or ECI's Guest(s) desires to modify the use of the Collocation Space after Bona Fide Firm Order, ECI shall complete an Application detailing all information regarding the modification to the Collocation Space ("Subsequent Application"). BellSouth shall determine what modifications, if any, to the Premises are required to accommodate the change requested by ECI in the Application. Such necessary modifications to the Premises may include, but are not limited to, floor loading changes, changes necessary to meet HVAC requirements, changes to power plant requirements, equipment additions, etc.
- 6.3.1 Subsequent Application Fee. The application fee paid by ECI for its request to modify the use of the Collocation Space shall be dependent upon the level of assessment needed for the modification requested. Where the Subsequent Application does not require assessment for provisioning or construction work by BellSouth, no Subsequent Application fee will be required. The fee for a Subsequent Application where the modification requested has limited effect (e.g., requires limited assessment and no capital expenditure by BellSouth) shall be the Subsequent Application Fee as set forth in Exhibit C. If the modification requires capital expenditure assessment, a full Application Fee shall apply. The Subsequent Application is Bona Fide when it is complete and accurate, meaning that all required fields on the Application are completed with the appropriate type of information.
- 6.4 Space Preferences. If ECI has previously requested and received a Space Availability Report for the Premises, ECI may submit up to three (3) space preferences on their application identifying specific space identification numbers as referenced on the Space Availability Report. In the event that BellSouth can not accommodate the ECI's preference(s), ECI may elect to accept the space allocated by BellSouth or may cancel its application and submit another application requesting additional preferences, which will be treated as a new application and an application fee will apply.
- 6.5 Space Availability Notification.

- 6.5.1 Unless otherwise specified, BellSouth will respond to an application within ten (10) calendar days as to whether space is available or not available within a BellSouth Premises. BellSouth will also respond as to whether the Application is Bona Fide and if it is not Bona Fide the items necessary to cause the Application to become Bona Fide. If the amount of space requested is not available, BellSouth will notify ECI of the amount of space that is available and no Application Fee shall apply. When BellSouth's response includes an amount of space less than that requested by ECI, or differently configured, ECI must resubmit its Application to reflect the actual space available.
- 6.5.2 BellSouth will respond to a Florida Application within fifteen (15) calendar days as to whether space is available or not available within a BellSouth Premises. BellSouth will also respond as to whether the Application is Bona Fide and if it is not Bona Fide the items necessary to cause the Application to become Bona Fide. If a lesser amount of space than requested is available, BellSouth will provide an Application Response for the amount of space that is available and an Application Fee will be assessed. When BellSouth's Application Response includes an amount of space less than that requested by ECI or differently configured, ECI must amend its Application to reflect the actual space available prior to submitting Bona Fide Firm Order.
- 6.5.3 BellSouth will respond to a Louisiana Application within ten (10) calendar days for space availability for one (1) to ten (10) Applications; fifteen (15) calendar days for eleven (11) to twenty (20) Applications; and for more than twenty (20) Applications, it is increased by five (5) calendar days for every five additional Applications received within five (5) business days. If the amount of space requested is not available, BellSouth will notify ECI of the amount of space that is available and no Application Fee shall apply. When BellSouth's response includes an amount of space less than that requested by ECI or differently configured, ECI must resubmit its Application to reflect the actual space available. BellSouth will also respond as to whether the Application is Bona Fide and if it is not Bona Fide the items necessary to cause the Application to become Bona Fide.
- 6.6 Denial of Application. If BellSouth notifies ECI that no space is available ("Denial of Application"), BellSouth will not assess an Application Fee. After notifying ECI that BellSouth has no available space in the requested Premises, BellSouth will allow ECI, upon request, to tour the entire Premises within ten (10) calendar days of such Denial of Application. In order to schedule said tour within ten (10) calendar days, the request for a tour of the Premises must be received by BellSouth within five (5) calendar days of the Denial of Application.
- 6.7 Filing of Petition for Waiver. Upon Denial of Application BellSouth will timely file a petition with the Commission pursuant to 47 U.S.C. § 251(c)(6). BellSouth shall provide to the Commission any information requested by that Commission. Such information shall include which space, if any, BellSouth or any of BellSouth's affiliates have reserved for future use and a detailed description of the specific future uses for which the space has been reserved. Subject to an appropriate nondisclosure agreement

- or provision, BellSouth shall permit ECI to inspect any floor plans or diagrams that BellSouth provides to the Commission.
- 6.8 Waiting List. On a first-come, first-served basis governed by the date of receipt of an Application or Letter of Intent, BellSouth will maintain a waiting list of requesting carriers who have either received a Denial of Application or, where it is publicly known that the Premises is out of space, have submitted a Letter of Intent to collocate. BellSouth will notify the telecommunications carriers on the waiting list that can be accommodated by the amount of space that becomes available according to the position of the telecommunications carriers on said waiting list.
- 6.8.1 In Florida, on a first-come, first-served basis governed by the date of receipt of an Application or Letter of Intent, BellSouth will maintain a waiting list of requesting carriers who have either received a Denial of Application or, where it is publicly known that the Premises is out of space, have submitted a Letter of Intent to collocate. Sixty (60) days prior to space becoming available, if known, BellSouth will notify the Florida PSC and the telecommunications carriers on the waiting list by mail when space becomes available according to the position of telecommunications carrier on said waiting list. If not known sixty (60) days in advance, BellSouth shall notify the Florida PSC and the telecommunications carriers on the waiting list within two days of the determination that space is available. A CLEC that, upon denial of physical collocation, requests virtual collocation shall be automatically placed on the waiting list.
- 6.8.2 When space becomes available, ECI must submit an updated, complete, and correct Application to BellSouth within 30 calendar days of such notification. If ECI has originally requested caged collocation space and cageless collocation space becomes available, ECI may refuse such space and notify BellSouth in writing within that time that ECI wants to maintain its place on the waiting list without accepting such space. ECI may accept an amount of space less than its original request by submitting an Application as set forth above, and upon request, may maintain its position on the waiting list for the remaining space that was initially requested. If ECI does not submit such an Application or notify BellSouth in writing as described above, BellSouth will offer such space to the next CLEC on the waiting list and remove ECI from the waiting list. Upon request, BellSouth will advise ECI as to its position on the list.
- 6.9 Public Notification. BellSouth will maintain on its Interconnection Services website a notification document that will indicate all Central Offices that are without available space. BellSouth shall update such document within ten (10) calendar days of the date BellSouth becomes aware that there is insufficient space to accommodate physical collocation. BellSouth will also post a document on its Interconnection Services website that contains a general notice where space has become available in a Central Office previously on the space exhaust list.
- 6.10 Application Response.

- 6.10.1 In Alabama, Kentucky and North Carolina, when space has been determined to be available, BellSouth will provide a written response (“Application Response”) within twenty-three (23) business days of the receipt of a Bona Fide Application, which will include, at a minimum, the configuration of the space, the Cable Installation Fee, Cable Records Fee, and the space preparation fees, as described in Section 8.
- 6.10.2 In South Carolina and Mississippi, BellSouth will provide a written response (“Application Response”) within thirty (30) calendar days of receipt of a Bona Fide Application. The Application Response will include, at a minimum, the configuration of the space, the Cable Installation Fee, Cable Records Fee, and the space preparation fees, as described in Section 8. When multiple applications are submitted in a state within a fifteen (15) calendar day window, BellSouth will respond to the Bona Fide Applications as soon as possible, but no later than the following: within thirty (30) calendar days for Bona Fide Applications one (1) to five (5); within thirty-six (36) calendar days for Bona Fide Applications six (6) to ten (10); within forty-two (42) calendar days for Bona Fide Applications eleven (11) to fifteen (15). Response intervals for multiple Bona Fide Applications submitted within the same timeframe for the same state in excess of fifteen (15) must be negotiated. All negotiations shall consider the total volume from all requests from telecommunications companies for collocation.
- 6.10.3 In Tennessee, BellSouth will provide a written response (“Application Response”) within thirty (30) calendar days of receipt of a Bona Fide Application. The Application Response will include, at a minimum, the configuration of the space, the Cable Installation Fee, Cable Records Fee, and the space preparation fees, as described in Section 8.
- 6.10.4 In Florida, within fifteen (15) calendar days of receipt of a Bona Fide Application, when space has been determined to be available or when a lesser amount of space than that requested is available, then with respect to the space available, BellSouth will provide a written response (“Application Response”) including sufficient information to enable ECI to place a Firm Order. The Application Response will include, at a minimum, the configuration of the space, the Cable Installation Fee, Cable Records Fee, and the space preparation fees, as described in Section 8. When ECI submits ten (10) or more Applications within ten (10) calendar days, the initial fifteen (15) day response period will increase by ten (10) days for every additional ten (10) Applications or fraction thereof.
- 6.10.5 In Georgia, when space has been determined to be available for caged or cageless arrangements, BellSouth will provide a written response (“Application Response”) within twenty (20) calendar days of receipt of a Bona Fide Application. The Application Response will include, at a minimum, the configuration of the space, the Cable Installation Fee, Cable Records Fee, and the space preparation fees, as described in Section 8.

6.10.6 In Louisiana, when space has been determined to be available, BellSouth will provide a written response (“Application Response”) within thirty (30) calendar days for one (1) to ten (10) Applications; thirty-five (35) calendar days for eleven (11) to twenty (20) Applications; and for requests of more than twenty (20) Application it is increased by five (5) calendar days for every five (5) Applications received within five (5) business days. The Application Response will include, at a minimum, the configuration of the space, the Cable Installation Fee, Cable Records Fee, and the space preparation fees, as described in Section 8.

6.11 Application Modifications.

6.11.1 If a modification or revision is made to any information in the Bona Fide Application prior to Bona Fide Firm Order, with the exception of modifications to Customer Information, Contact Information or Billing Contact Information, either at the request of ECI or necessitated by technical considerations, said Application shall be considered a new Application and shall be handled as a new Application with respect to response and provisioning intervals and BellSouth may charge ECI an application fee. Where the Application Modification does not require assessment for provisioning or construction work by BellSouth, no application fee will be required. The fee for an Application Modification where the modification requested has limited effect (e.g., requires limited assessment and no capital expenditure by BellSouth) shall be the Subsequent Application Fee as set forth in Exhibit C. Major changes such as requesting additional space or adding equipment may require ECI to submit the Application with an Application Fee.

6.12 Bona Fide Firm Order.

6.12.1 In Alabama, Kentucky, North Carolina, and Tennessee, ECI shall indicate its intent to proceed with equipment installation in a BellSouth Premises by submitting a Physical Expanded Interconnection Firm Order document (“Firm Order”) to BellSouth. A Firm Order shall be considered Bona Fide when ECI has completed the Application/Inquiry process described in Section 6, preceeding, and has submitted the Firm Order document indicating acceptance of the Application Response provided by BellSouth. The Bona Fide Firm Order must be received by BellSouth no later than five (5) business days after BellSouth’s Application Response to ECI’s Bona Fide Application.

6.12.2 Except as otherwise provided, in all States that have ordered provisioning intervals but not addressed Firm Order intervals, the following shall apply. ECI shall indicate its intent to proceed with equipment installation in a BellSouth Premises by submitting a Firm Order to BellSouth. The Bona Fide Firm Order must be received by BellSouth no later than thirty (30) calendar days after BellSouth’s Application Response to ECI’s Bona Fide Application or the Application will expire.

6.12.3 BellSouth will establish a firm order date based upon the date BellSouth is in receipt of a Bona Fide Firm Order. BellSouth will acknowledge the receipt of ECI’s Bona Fide

Firm Order within seven (7) calendar days of receipt indicating that the Bona Fide Firm Order has been received. A BellSouth response to a Bona Fide Firm Order will include a Firm Order Confirmation containing the firm order date. No revisions will be made to a Bona Fide Firm Order.

7. Construction and Provisioning

7.1 Construction and Provisioning Intervals

- 7.1.1 In Alabama (Caged Only), Kentucky, and North Carolina, BellSouth will complete construction for collocation arrangements within seventy-six (76) business days from receipt of an Application or as agreed to by the Parties. Under extraordinary conditions, BellSouth will complete construction for collocation arrangements within ninety-one (91) business days. Examples of extraordinary conditions include, but are not limited to, extended license or permitting intervals; major BellSouth equipment rearrangement or addition; power plant addition or upgrade; major mechanical addition or upgrade; major upgrade for ADA compliance; environmental hazard or hazardous materials abatement; and arrangements for which equipment shipping intervals are extraordinary in length. In the event ECI submits a forecast as described in the following section three (3) months or more prior to the application date, the above intervals shall apply. In the event ECI submits such a forecast between two (2) months and three (3) months prior to the application date, the above intervals may be extended by one (1) additional month. In the event ECI submits such a forecast less than two (2) months prior to the application date, the above intervals may be extended by sixty (60) calendar days. BellSouth will attempt to meet standard intervals for unforecasted requests and any interval adjustments will be discussed with ECI at the time the application is received. Raw space, which is space lacking the necessary infrastructure to provide collocation space including but not limited to HVAC, Power, etc.), conversion time frames fall outside the normal intervals and are negotiated on an individual case basis. Additionally, installations to existing collocation arrangements for line sharing or line splitting, which include adding cable, adding cable and splitter, and adding a splitter, will be forty five (45) business days from receipt of an Application.
- 7.1.1.1 To be considered a timely and accurate forecast, ECI must submit to BellSouth the CLEC Forecast Form, as set forth in exhibit B attached hereto, containing the following information: Central Office/Serving Wire Center CLLI, number of Caged square feet and/or Cageless bays, number of DS0, DS1, DS3 frame terminations, number of fused amps and planned application date.
- 7.1.2 In Alabama (Cageless), BellSouth will complete construction for cageless collocation arrangements under ordinary conditions as soon as possible and within a maximum of sixty (60) calendar days from receipt of a Bona Fide Firm Order and ninety (90) calendar days for extraordinary conditions or as agreed to by the Parties. Ordinary conditions are defined as space available with only minor changes to support systems

- required, such as but not limited to, HVAC, cabling and the power plant(s). Extraordinary conditions are defined to include but are not limited to major BellSouth equipment rearrangement or addition; power plant addition or upgrade; major mechanical addition or upgrade; major upgrade for ADA compliance; environmental hazard or hazardous materials abatement; and arrangements for which equipment shipping intervals are extraordinary in length. The Parties may mutually agree to renegotiate an alternative provisioning interval or BellSouth may seek a waiver from this interval from the Commission.
- 7.1.3 In Florida, BellSouth will complete construction for collocation arrangements as soon as possible and within a maximum of ninety (90) calendar days from receipt of a Bona Fide Firm Order or as agreed to by the Parties. For changes to collocation space after initial space completion ("Augmentation"), BellSouth will complete construction for collocation arrangements as soon as possible and within a maximum of forty-five (45) calendar days from receipt of a Bona Fide Firm Order or as agreed to by the Parties. If BellSouth does not believe that construction will be completed within the relevant time frame and BellSouth and ECI cannot agree upon a completion date, within forty-five (45) calendar days of receipt of the Bona Fide Firm Order for an initial request, and within thirty (30) calendar days for Augmentations, BellSouth may seek an extension from the Florida PSC.
- 7.1.4 In Georgia, BellSouth will complete construction for caged collocation arrangements under ordinary conditions as soon as possible and within a maximum of ninety (90) calendar days from receipt of a Bona Fide Firm Order or as agreed to by the Parties. BellSouth will complete construction for cageless collocation arrangements under ordinary conditions as soon as possible and within a maximum of sixty (60) calendar days from receipt of a Bona Fide Firm Order and ninety (90) calendar days for extraordinary conditions or as agreed to by the Parties. Ordinary conditions are defined as space available with only minor changes to support systems required, such as but not limited to, HVAC, cabling and the power plant(s). Extraordinary conditions are defined to include but are not limited to major BellSouth equipment rearrangement or addition; power plant addition or upgrade; major mechanical addition or upgrade; major upgrade for ADA compliance; environmental hazard or hazardous materials abatement; and arrangements for which equipment shipping intervals are extraordinary in length. The Parties may mutually agree to renegotiate an alternative provisioning interval or BellSouth may seek a waiver from this interval from the Commission.
- 7.1.5 In Louisiana, BellSouth will complete construction for collocation arrangements under ordinary conditions as soon as possible and within a maximum of ninety (90) calendar days for caged and sixty (60) calendar days for cageless from receipt of a Bona Fide Firm Order for an initial request, and within sixty (60) calendar days for an Augmentation, or as agreed to by the Parties. Ordinary conditions are defined as space available with only minor changes to support systems required, such as but not limited to, HVAC, cabling and the power plant(s). BellSouth will complete construction of all other Collocation Space ("extraordinary conditions") within one hundred twenty (120) calendar days for caged and ninety (90) calendar days for

- cageless from the receipt of a Bona Fide Firm Order. Examples of extraordinary conditions include but are not limited to, extended license or permitting intervals; major BellSouth equipment rearrangement or addition; power plant addition or upgrade; major mechanical addition or upgrade; major upgrade for ADA compliance; environmental hazard or hazardous materials abatement; and arrangements for which equipment shipping intervals are extraordinary in length. The Parties may mutually agree to renegotiate an alternative provisioning interval or BellSouth may seek a waiver from this interval from the Commission.
- 7.1.6 In Mississippi, excluding the time interval required to secure the appropriate government licenses and permits, BellSouth will complete construction for collocation arrangements under ordinary conditions as soon as possible and within a maximum of ninety (90) calendar days from receipt of a Bona Fide Firm Order or as agreed to by the Parties. Ordinary conditions are defined as space available with only minor changes to support systems required, such as but not limited to, HVAC, cabling and the power plant(s). Excluding the time interval required to secure the appropriate government licenses and permits, BellSouth will complete construction of all other Collocation Space ("extraordinary conditions") within one hundred twenty (120) calendar days of the receipt of a Bona Fide Firm Order. Examples of extraordinary conditions include but are not limited to, extended license or permitting intervals; major BellSouth equipment rearrangement or addition; power plant addition or upgrade; major mechanical addition or upgrade; major upgrade for ADA compliance; environmental hazard or hazardous materials abatement; and arrangements for which equipment shipping intervals are extraordinary in length. The Parties may mutually agree to renegotiate an alternative provisioning interval or BellSouth may seek a waiver from this interval from the Commission.
- 7.1.7 In South Carolina, BellSouth will complete the construction and provisioning activities for cageless and caged collocation arrangements as soon as possible, but no later than ninety (90) calendar days from receipt of a bona fide firm order. The Parties may mutually agree to renegotiate an alternative provisioning interval or BellSouth may seek a waiver from this interval from the Commission.
- 7.1.8 In Tennessee, BellSouth will complete construction for collocation arrangements under Ordinary Conditions as follows: (i) for caged collocation arrangements, within a maximum of 90 calendar days from receipt of an Bona Fide Firm Order, or as agreed to by the Parties; (ii) for cageless collocation arrangements, within 30 calendar days from receipt of a Bona Fide Firm Order when there is conditioned space and ECI installs the bays/racks. In no event shall the provisioning interval for cageless collocation exceed 90 calendar days from the receipt of a Bona Fide Firm Order, or as agreed to by the parties. Under extraordinary conditions, BellSouth may elect to renegotiate an alternative provisioning interval with ECI or seek a waiver from this interval from the Commission. For the purpose of defining conditioned space as referenced in the TRA order setting intervals for cageless collocation in Tennessee, conditioned space is defined as follows: i) floor space must be available; ii) floor space must be equipped with adequate air conditioning to accommodate equipment listed on

- application; iii) Cable racking, any fiber duct, riser cable support structure and power cable support structure must be in place to support equipment listed on the application; and iv) power plant capacity at BDFB or main power board must be available. If LGX or DGX equipment is requested on the application and adequate existing capacity is not available then conditioned is considered unavailable. If BellSouth is required by the application to place power cabling, conditioned space is considered unavailable.
- 7.2 Joint Planning. Joint planning between BellSouth and ECI will commence within a maximum of twenty (20) calendar days from BellSouth's receipt of a Bona Fide Firm Order. BellSouth will provide the preliminary design of the Collocation Space and the equipment configuration requirements as reflected in the Bona Fide Application and affirmed in the Bona Fide Firm Order. The Collocation Space completion time period will be provided to ECI during joint planning.
- 7.3 Permits. Each Party or its agents will diligently pursue filing for the permits required for the scope of work to be performed by that Party or its agents within ten (10) calendar days of the completion of finalized construction designs and specifications.
- 7.4 Acceptance Walk Through. ECI will schedule and complete an acceptance walkthrough of each Collocation Space with BellSouth within fifteen (15) days of BellSouth's notifying ECI that the collocation space is ready for occupancy. In the event that ECI fails to complete an acceptance walkthrough within this fifteen (15) day interval, the Collocation Space shall be deemed accepted by ECI. BellSouth will correct any deviations to ECI's original or jointly amended requirements within seven (7) calendar days after the walk through, unless the Parties jointly agree upon a different time frame.
- 7.5 Use of BellSouth Certified Supplier. ECI shall select a supplier which has been approved as a BellSouth Certified Supplier to perform all engineering and installation work. ECI and ECI's BellSouth Certified Supplier must follow and comply with all BellSouth requirements outlined in BellSouth's TR 73503, TR 73519, TR 73572, and TR 73564. In some cases, ECI must select separate BellSouth Certified Suppliers for transmission equipment, switching equipment and power equipment. BellSouth shall provide ECI with a list of BellSouth Certified Suppliers upon request. The BellSouth Certified Supplier(s) shall be responsible for installing ECI's equipment and components, extending power cabling to the BellSouth power distribution frame, performing operational tests after installation is complete, and notifying BellSouth's equipment engineers and ECI upon successful completion of installation, etc. The BellSouth Certified Supplier shall bill ECI directly for all work performed for ECI pursuant to this Attachment and BellSouth shall have no liability for nor responsibility to pay such charges imposed by the BellSouth Certified Supplier. BellSouth shall consider certifying ECI or any supplier proposed by ECI. All work performed by or for ECI shall conform to generally accepted industry guidelines and standards.

- 7.6 Alarm and Monitoring. BellSouth shall place environmental alarms in the Premises for the protection of BellSouth equipment and facilities. ECI shall be responsible for placement, monitoring and removal of environmental and equipment alarms used to service ECI's Collocation Space. Upon request, BellSouth will provide ECI with applicable tariffed service(s) to facilitate remote monitoring of collocated equipment by ECI. Both Parties shall use best efforts to notify the other of any verified environmental condition known to that Party.
- 7.7 Virtual to Physical Collocation Relocation. In the event physical collocation space was previously denied at a location due to technical reasons or space limitations, and physical collocation space has subsequently become available, ECI may relocate its virtual collocation arrangements to physical collocation arrangements and pay the appropriate fees for physical collocation and for the rearrangement or reconfiguration of services terminated in the virtual collocation arrangement, as outlined in the appropriate BellSouth tariffs. In the event that BellSouth knows when additional space for physical collocation may become available at the location requested by ECI, such information will be provided to ECI in BellSouth's written denial of physical collocation. To the extent that (i) physical Collocation Space becomes available to ECI within 180 calendar days of BellSouth's written denial of ECI's request for physical collocation, (ii) BellSouth had knowledge that the space was going to become available, and (iii) ECI was not informed in the written denial that physical Collocation Space would become available within such 180 calendar days, then ECI may relocate its virtual collocation arrangement to a physical collocation arrangement and will receive a credit for any nonrecurring charges previously paid for such virtual collocation. ECI must arrange with a BellSouth Certified Supplier for the relocation of equipment from its virtual Collocation Space to its physical Collocation Space and will bear the cost of such relocation.
- 7.8 Virtual to Physical Conversion (In Place). Virtual collocation arrangements may be converted to "in-place" physical arrangements if the potential conversion meets the following four criteria: 1) there is no change in the amount of equipment or the configuration of the equipment that was in the virtual collocation arrangement; 2) the conversion of the virtual collocation arrangement will not cause the equipment or the results of that conversion to be located in a space that BellSouth has reserved for its own future needs; 3) the converted arrangement does not limit BellSouth's ability to secure its own equipment and facilities due to the location of the virtual collocation arrangement; and 4) any changes to the arrangement can be accommodated by existing power, HVAC, and other requirements. The application fee for the conversion from virtual to in-place, physical collocation is as set forth in Exhibit C. Unless otherwise specified, BellSouth will complete virtual to in-place physical collocation conversions within sixty (60) calendar days.
- 7.8.1 In Florida, for Virtual to Physical conversions in place that require no physical changes, the only applicable charges shall cover the administrative billing and engineering records updates.

- 7.8.2 In Tennessee, BellSouth will complete Virtual to Physical conversions in place within thirty (30) calendar days.
- 7.9 Cancellation. If, at anytime prior to space acceptance, ECI cancels its order for the Collocation Space(s) ("Cancellation"), BellSouth will bill the applicable non-recurring rate for any and all work processes for which work has begun. In Georgia, if ECI cancels its order for Collocation Space at any time prior to space acceptance, BellSouth will bill ECI for all costs incurred prior to the date of Cancellation and for any costs incurred as a direct result of the Cancellation, not to exceed the total amount that would have been due had the order not been cancelled.
- 7.10 Licenses. ECI, at its own expense, will be solely responsible for obtaining from governmental authorities, and any other appropriate agency, entity, or person, all rights, privileges, and licenses necessary or required to operate as a provider of telecommunications services to the public or to occupy the Collocation Space.
- 7.11 Environmental Compliance. The Parties agree to utilize and adhere to the Environmental Hazard Guidelines identified as Exhibit A attached hereto.

8. Rates and Charges

- 8.1 BellSouth shall assess an Application Fee via a service order, which shall be issued at the time BellSouth responds that space is available pursuant to Section 2. Payment of said Application Fee will be due as dictated by ECI's current billing cycle and is non-refundable.
- 8.1.1 In Tennessee the applicable Application Fee is the Planning Fee for both Applications and Subsequent Applications placed by ECI.
- 8.2 Space Preparation
- 8.2.1 Recurring Charges. The recurring charges for space preparation begin on the date ECI executes the written document accepting the collocation space pursuant to section 4 or on the date ECI first occupies collocation space, whichever is first. If ECI fails to schedule and complete an acceptance walk through within fifteen (15) days after BellSouth releases the space for occupancy, BellSouth shall begin billing ECI for recurring charges as of the sixteenth day after BellSouth releases the collocation space.
- 8.2.2 Space preparation fees consist of a nonrecurring charge for Firm Order Processing and monthly recurring charges for Central Office Modifications, assessed per arrangement, per square foot, and Common Systems Modifications, assessed per arrangement, per square foot for cageless collocation and per cage for caged collocation. ECI shall remit payment of the nonrecurring Firm Order Processing Fee coincident with submission of a Bona Fide Firm Order. The charges recover the costs associated with preparing the Collocation Space, which includes survey, engineering of the Collocation Space, design and modification costs for network, building and support systems. In

- the event ECI opts for cageless space, the space preparation fees will be assessed based on the total floor space dedicated to ECI as prescribed in this Section 8.
- 8.2.3 Space Preparation Fee (Florida). Space preparation fees include a nonrecurring charge for Firm Order Processing and monthly recurring charges for Central Office Modifications, assessed per arrangement, per square foot, and Common Systems Modifications, assessed per arrangement, per square foot for cageless and per cage for caged collocation. ECI shall remit payment of the nonrecurring Firm Order Processing Fee coincident with submission of a Bona Fide Firm Order. The charges recover the costs associated with preparing the Collocation Space, which includes survey, engineering of the Collocation Space, design and modification costs for network, building and support systems. In the event ECI opts for cageless space, space preparation fees will be assessed based on the total floor space dedicated to ECI as prescribed in this Section 8.
- 8.2.4 Space Preparation Fee (Georgia). In Georgia, the Space Preparation Fee is a one time fee, assessed per arrangement, per location. It recovers a portion of costs associated with preparing the Collocation Space, which includes survey, engineering of the Collocation Space, design and modification costs for network, power, building and support systems. This is a set fee of \$100 per square foot as established by the Georgia Public Service Commission Order in Docket No. 7016 U. In the event ECI opts for non enclosed space, the space preparation fee will be assessed based on the total floor space dedicated to ECI as prescribed in Section 8 and will be billed based upon ECI's first billing cycle after Firm Order.
- 8.2.5 Space Preparation Fee (North Carolina). In North Carolina, space preparation fees consist of monthly recurring charges for Central Office Modifications, assessed per arrangement, per square foot; Common Systems Modifications, assessed per arrangement, per square foot for cageless and per cage for caged collocation; and Power, assessed per the nominal -48V DC ampere requirements specified by ECI on the Bona Fide Application. The charges recover the costs associated with preparing the Collocation Space, which includes survey, engineering of the Collocation Space, design and modification costs for network, building and support systems. In the event ECI opts for cageless space, the space preparation fees will be assessed based on the total floor space dedicated to ECI as described in this Section 8.
- 8.3 Cable Installation. Cable Installation Fee(s) are assessed per entrance cable placed.
- 8.4 Floor Space. The Floor Space Charge includes reasonable charges for lighting, HVAC, and other allocated expenses associated with maintenance of the Premises but does not recover any power-related costs incurred by BellSouth. When the Collocation Space is enclosed, ECI shall pay floor space charges based upon the number of square feet so enclosed. When the Collocation Space is not enclosed, ECI shall pay floor space charges based upon the following floor space calculation: [(depth of the equipment lineup in which the rack is placed) + (0.5 x maintenance aisle depth) + (0.5 x wiring aisle depth)] X (width of rack and spacers). For purposes of this

calculation, the depth of the equipment lineup shall consider the footprint of equipment racks plus any equipment overhang. BellSouth will assign unenclosed Collocation Space in conventional equipment rack lineups where feasible. In the event ECI's collocated equipment requires special cable racking, isolated grounding or other treatment which prevents placement within conventional equipment rack lineups, ECI shall be required to request an amount of floor space sufficient to accommodate the total equipment arrangement.

- 8.4.1 The recurring charges for floor space begin on the date ECI executes the written document accepting the collocation space pursuant to section 4 or on the date ECI first occupies collocation space, whichever is first. If ECI fails to schedule and complete an acceptance walk through within fifteen (15) days after BellSouth releases the space for occupancy, BellSouth shall begin billing ECI for recurring charges as of the sixteenth day after BellSouth releases the collocation space.
- 8.5 Power. BellSouth shall make available -48 Volt (-48V) DC power for ECI's Collocation Space at a BellSouth Power Board or BellSouth Battery Distribution Fuse Bay ("BDFB") at ECI's option within the Premises.
- 8.5.1 Recurring charges for -48V DC power will be assessed per ampere per month based upon the BellSouth Certified Supplier engineered and installed power feed fused ampere capacity. Rates include redundant feeder fuse positions (A&B) and common cable rack to ECI's equipment or space enclosure. Recurring power charges begin on the Space Ready Date, or on the date ECI first occupies the Collocation Space, whichever is sooner. When obtaining power from a BDFB, fuses and power cables (A&B) must be engineered (sized), and installed by ECI's BellSouth Certified Supplier. When obtaining power from a BellSouth power board, power cables (A&B) must be engineered (sized), and installed by ECI's BellSouth Certified power Supplier. ECI is responsible for contracting with a BellSouth Certified Supplier for power distribution feeder cable runs from a BellSouth BDFB or power board to ECI's equipment. Determination of the BellSouth BDFB or BellSouth power board as the power source will be made at BellSouth's sole, but reasonable, discretion. The BellSouth Certified Supplier contracted by ECI must provide BellSouth a copy of the engineering power specification prior to the day on which ECI's equipment becomes operational. BellSouth will provide the common power feeder cable support structure between the BellSouth BDFB or power board and ECI's arrangement area. ECI shall contract with a BellSouth Certified Supplier who will be responsible for the following: dedicated power cable support structure within ECI's arrangement, power cable feeds, and terminations of cable. Any terminations at a BellSouth power board must be performed by a BellSouth Certified power Supplier. ECI shall comply with all applicable National Electric Code (NEC), BellSouth TR73503, Telcordia (BellCore) and ANSI Standards regarding power cabling.
- 8.5.2 If BellSouth has not previously invested in power plant capacity for collocation at a specific site, ECI has the option to add its own dedicated power plant; provided, however, that such work shall be performed by a BellSouth Certified Supplier who

- shall comply with BellSouth's guidelines and specifications. Where the addition of ECI's dedicated power plant results in construction of a new power plant room, upon termination of ECI's right to occupy collocation space at such site, ECI shall have the right to remove its equipment from the power plant room, but shall otherwise leave the room intact.
- 8.5.3 If ECI elects to install its own DC Power Plant, BellSouth shall provide AC power to feed ECI's DC Power Plant. Charges for AC power will be assessed per breaker ampere per month. Rates include the provision of commercial and standby AC power. When obtaining power from a BellSouth service panel, protection devices and power cables must be engineered (sized), and installed by ECI's BellSouth Certified Supplier except that BellSouth shall engineer and install protection devices and power cables for Adjacent Collocation. ECI's BellSouth Certified Supplier must also provide a copy of the engineering power specification prior to the equipment becoming operational. Charges for AC power shall be assessed pursuant to the rates specified in Exhibit C. AC power voltage and phase ratings shall be determined on a per location basis. At ECI's option, ECI may arrange for AC power in an Adjacent Collocation arrangement from a retail provider of electrical power.
- 8.5.4 In Tennessee, Recurring charges for -48V DC power consumption will be assessed per ampere per month based upon the engineered and installed power feed fused ampere capacity. Rates include redundant feeder fuse positions (A&B) and common cable rack to ECI's equipment or space enclosure. ECI shall contract with a Certified Supplier who will be responsible for the following: dedicated power cable support structure within ECI's arrangement and terminations of cable within the collocation space.
- 8.5.5 In Tennessee, Non recurring charges for -48V DC power distribution will be based on the common power feeder cable support structure between the BellSouth BDFB and ECI's arrangement area.
- 8.5.6 In Louisiana, ECI has the option to purchase power directly from an electric utility company. Under such an option, ECI is responsible for contracting with the electric utility company for their own power feed and meter, and is financially responsible for purchasing all equipment necessary to accomplish the arrangement, including inverters, batteries, power boards, bus bars, BDFBs, backup power supplies and cabling. The actual work to install this arrangement must be performed by a certified vendor hired by ECI. ECI must comply with all applicable safety codes, including the National Electric Safety Codes, in installing this power arrangement. Any floor space, cable racking, etc utilized by ECI in provisioning said power will be billed on an ICB basis.
- 8.6 Security Escort. A security escort will be required whenever ECI or its approved agent desires access to the entrance manhole or must have access to the Premises after the one accompanied site visit allowed pursuant to Section 5 prior to completing BellSouth's Security Training requirements. Rates for a security escort are assessed according to the schedule appended hereto as Exhibit C beginning with the scheduled

- escort time. BellSouth will wait for one-half (1/2) hour after the scheduled time for such an escort and ECI shall pay for such half-hour charges in the event ECI fails to show up.
- 8.7 Cable Record charges. These charges apply for work required to build cable records in BellSouth systems. The VG/DS0 per cable record charge is for a maximum of 3600 records. The Fiber cable record charge is for a maximum of 99 records.
- 8.8 Other. If no rate is identified in the contract, the rate for the specific service or function will be negotiated by the Parties upon request by either Party. Payment of all other charges under this Attachment shall be due thirty (30) calendar days after receipt of the bill (payment due date). ECI will pay a late payment charge of the lesser of one and one half percent or the legal interest rate assessed monthly on any balance which remains unpaid after the payment due date.
- 9. Insurance**
- 9.1 ECI shall, at its sole cost and expense, procure, maintain, and keep in force insurance as specified in this Section 9 and underwritten by insurance companies licensed to do business in the states applicable under this Attachment and having a Best's Insurance Rating of A-.
- 9.2 ECI shall maintain the following specific coverage:
- 9.2.1 Commercial General Liability coverage in the amount of ten million dollars (\$10,000,000.00) or a combination of Commercial General Liability and Excess/Umbrella coverage totaling not less than ten million dollars (\$10,000,000.00). BellSouth shall be named as an Additional Insured on the Commercial General Liability policy as specified herein.
- 9.2.2 Statutory Workers Compensation coverage and Employers Liability coverage in the amount of one hundred thousand dollars (\$100,000.00) each accident, one hundred thousand dollars (\$100,000.00) each employee by disease, and five hundred thousand dollars (\$500,000.00) policy limit by disease.
- 9.2.3 All Risk Property coverage on a full replacement cost basis insuring all of ECI's real and personal property situated on or within BellSouth's Central Office location(s).
- 9.2.4 ECI may elect to purchase business interruption and contingent business interruption insurance, having been advised that BellSouth assumes no liability for loss of profit or revenues should an interruption of service occur.
- 9.3 The limits set forth in Section 9.2 above may be increased by BellSouth from time to time during the term of this Attachment upon thirty (30) days notice to ECI to at least such minimum limits as shall then be customary with respect to comparable occupancy of BellSouth structures.

- 9.4 All policies purchased by ECI shall be deemed to be primary and not contributing to or in excess of any similar coverage purchased by BellSouth. All insurance must be in effect on or before the date equipment is delivered to BellSouth's Premises and shall remain in effect for the term of this Attachment or until all ECI's property has been removed from BellSouth's Premises, whichever period is longer. If ECI fails to maintain required coverage, BellSouth may pay the premiums thereon and seek reimbursement of same from ECI.
- 9.5 ECI shall submit certificates of insurance reflecting the coverage required pursuant to this Section a minimum of ten (10) business days prior to the commencement of any work in the Collocation Space. Failure to meet this interval may result in construction and equipment installation delays. ECI shall arrange for BellSouth to receive thirty (30) business days' advance notice of cancellation from ECI's insurance company. ECI shall forward a certificate of insurance and notice of cancellation/non-renewal to BellSouth at the following address:
- BellSouth Telecommunications, Inc.
Attn.: Risk Management Coordinator
17H53 BellSouth Center
675 W. Peachtree Street
Atlanta, Georgia 30375
- 9.6 ECI must conform to recommendations made by BellSouth's fire insurance company to the extent BellSouth has agreed to, or shall hereafter agree to, such recommendations.
- 9.7 Self-Insurance. If ECI's net worth exceeds five hundred million dollars (\$500,000,000), ECI may elect to request self-insurance status in lieu of obtaining any of the insurance required in Sections 9.2.1 and 9.2.2. ECI shall provide audited financial statements to BellSouth thirty (30) days prior to the commencement of any work in the Collocation Space. BellSouth shall then review such audited financial statements and respond in writing to ECI in the event that self-insurance status is not granted to ECI. If BellSouth approves ECI for self-insurance, ECI shall annually furnish to BellSouth, and keep current, evidence of such net worth that is attested to by one of ECI's corporate officers. The ability to self-insure shall continue so long as the ECI meets all of the requirements of this Section. If the ECI subsequently no longer satisfies this Section, ECI is required to purchase insurance as indicated by Sections 9.2.1 and 9.2.2.
- 9.8 The net worth requirements set forth in Section 9.7 may be increased by BellSouth from time to time during the term of this Attachment upon thirty (30) days' notice to ECI to at least such minimum limits as shall then be customary with respect to comparable occupancy of BellSouth structures.
- 9.9 Failure to comply with the provisions of this Section will be deemed a material breach of this Attachment.

10. Mechanics Liens

- 10.1 If any mechanics lien or other liens shall be filed against property of either Party (BellSouth or ECI), or any improvement thereon by reason of or arising out of any labor or materials furnished or alleged to have been furnished or to be furnished to or for the other Party or by reason of any changes, or additions to said property made at the request or under the direction of the other Party, the other Party directing or requesting those changes shall, within thirty (30) business days after receipt of written notice from the Party against whose property said lien has been filed, either pay such lien or cause the same to be bonded off the affected property in the manner provided by law. The Party causing said lien to be placed against the property of the other shall also defend, at its sole cost and expense, on behalf of the other, any action, suit or proceeding which may be brought for the enforcement of such liens and shall pay any damage and discharge any judgment entered thereon.

11. Inspections

- 11.1 BellSouth may conduct an inspection of ECI's equipment and facilities in the Collocation Space(s) prior to the activation of facilities between ECI's equipment and equipment of BellSouth. BellSouth may conduct an inspection if ECI adds equipment and may otherwise conduct routine inspections at reasonable intervals mutually agreed upon by the Parties. BellSouth shall provide ECI with a minimum of forty-eight (48) hours or two (2) business days, whichever is greater, advance notice of all such inspections. All costs of such inspection shall be borne by BellSouth.

12. Security and Safety Requirements

- 12.1 Unless otherwise specified, ECI will be required, at its own expense, to conduct a statewide investigation of criminal history records for each ECI employee hired in the past five years being considered for work on the BellSouth Premises, for the states/counties where the ECI employee has worked and lived for the past five years. Where state law does not permit statewide collection or reporting, an investigation of the applicable counties is acceptable. ECI shall not be required to perform this investigation if an affiliated company of ECI has performed an investigation of the ECI employee seeking access, if such investigation meets the criteria set forth above. This requirement will not apply if ECI has performed a pre-employment statewide investigation of criminal history records of the ECI employee for the states/counties where the ECI employee has worked and lived for the past five years or, where state law does not permit a statewide investigation, an investigation of the applicable counties.
- 12.2 ECI will be required to administer to their personnel assigned to the BellSouth Premises security training either provided by BellSouth, or meeting criteria defined by BellSouth.

- 12.3 ECI shall provide its employees and agents with picture identification, which must be worn, and visible at all times while in the Collocation Space or other areas in or around the Premises. The photo identification card shall bear, at a minimum, the employee's name and photo, and the ECI's name. BellSouth reserves the right to remove from its premises any employee of ECI not possessing identification issued by ECI or who has violated any of BellSouth's policies as outlined in the CLEC Security Training documents. ECI shall hold BellSouth harmless for any damages resulting from such removal of its personnel from BellSouth premises. ECI shall be solely responsible for ensuring that any Guest of ECI is in compliance with all subsections of this Section 12.
- 12.4 ECI shall not assign to the BellSouth Premises any personnel with records of felony criminal convictions. ECI shall not assign to the BellSouth Premises any personnel with records of misdemeanor convictions, except for misdemeanor traffic violations, without advising BellSouth of the nature and gravity of the offense(s). BellSouth reserves the right to refuse building access to any ECI personnel who have been identified to have misdemeanor criminal convictions. Notwithstanding the foregoing, in the event that ECI chooses not to advise BellSouth of the nature and gravity of any misdemeanor conviction, ECI may, in the alternative, certify to BellSouth that it shall not assign to the BellSouth Premises any personnel with records of misdemeanor convictions (other than misdemeanor traffic violations).
- 12.4.1 ECI shall not knowingly assign to the BellSouth Premises any individual who was a former employee of BellSouth and whose employment with BellSouth was terminated for a criminal offense whether or not BellSouth sought prosecution of the individual for the criminal offense.
- 12.4.2 ECI shall not knowingly assign to the BellSouth Premises any individual who was a former supplier of BellSouth and whose access to a BellSouth Premises was revoked due to commission of a criminal offense whether or not BellSouth sought prosecution of the individual for the criminal offense.
- 12.5 For each ECI employee or agent hired by ECI within five years of being considered for work on the BellSouth Premises, who requires access to a BellSouth Premises pursuant to this agreement, ECI shall furnish BellSouth, prior to an employee or agent gaining such access, a certification that the aforementioned background check and security training were completed. The certification will contain a statement that no felony convictions were found and certifying that the security training was completed by the employee. If the employee's criminal history includes misdemeanor convictions, ECI will disclose the nature of the convictions to BellSouth at that time. In the alternative, ECI may certify to BellSouth that it shall not assign to the BellSouth Premises any personnel with records of misdemeanor convictions other than misdemeanor traffic violations.
- 12.5.1 For all other ECI employees requiring access to a BellSouth Premises pursuant to this Attachment, ECI shall furnish BellSouth, prior to an employee gaining such access, a

certification that the employee is not subject to the requirements of Section 12.5 above and that security training was completed by the employee.

- 12.6 At BellSouth's request, ECI shall promptly remove from BellSouth's Premises any employee of ECI BellSouth does not wish to grant access to its premises 1) pursuant to any investigation conducted by BellSouth or 2) prior to the initiation of an investigation if an employee of ECI is found interfering with the property or personnel of BellSouth or another CLEC, provided that an investigation shall promptly be commenced by BellSouth.
- 12.7 Notification to BellSouth. BellSouth reserves the right to interview ECI's employees, agents, or contractors in the event of wrongdoing in or around BellSouth's property or involving BellSouth's or another CLEC's property or personnel, provided that BellSouth shall provide reasonable notice to ECI's Security contact of such interview. ECI and its contractors shall reasonably cooperate with BellSouth's investigation into allegations of wrongdoing or criminal conduct committed by, witnessed by, or involving ECI's employees, agents, or contractors. Additionally, BellSouth reserves the right to bill ECI for all reasonable costs associated with investigations involving its employees, agents, or contractors if it is established and mutually agreed in good faith that ECI's employees, agents, or contractors are responsible for the alleged act. BellSouth shall bill ECI for BellSouth property which is stolen or damaged where an investigation determines the culpability of ECI's employees, agents, or contractors and where ECI agrees, in good faith, with the results of such investigation. ECI shall notify BellSouth in writing immediately in the event that ECI discovers one of its employees already working on the BellSouth premises is a possible security risk. Upon request of the other Party, the Party who is the employer shall discipline consistent with its employment practices, up to and including removal from BellSouth Premises, any employee found to have violated the security and safety requirements of this section. ECI shall hold BellSouth harmless for any damages resulting from such removal of its personnel from BellSouth premises.
- 12.8 Use of Supplies. Unauthorized use of telecommunications equipment or supplies by either Party, whether or not used routinely to provide telephone service (e.g. plug-in cards,) will be strictly prohibited and handled appropriately. Costs associated with such unauthorized use may be charged to the offending Party, as may be all associated investigative costs.
- 12.9 Use of Official Lines. Except for non-toll calls necessary in the performance of their work, neither Party shall use the telephones of the other Party on the BellSouth Premises. Charges for unauthorized telephone calls may be charged to the offending Party, as may be all associated investigative costs.
- 12.10 Accountability. Full compliance with the Security requirements of this section shall in no way limit the accountability of either Party to the other for the improper actions of its employees.

13. Destruction of Collocation Space

- 13.1 In the event a Collocation Space is wholly or partially damaged by fire, windstorm, tornado, flood or by similar causes to such an extent as to be rendered wholly unsuitable for ECI's permitted use hereunder, then either Party may elect within ten (10) business days after such damage, to terminate occupancy of the damaged Collocation Space, and if either Party shall so elect, by giving the other written notice of termination, both Parties shall stand released of and from further liability under the terms hereof. If the Collocation Space shall suffer only minor damage and shall not be rendered wholly unsuitable for ECI's permitted use, or is damaged and the option to terminate is not exercised by either Party, BellSouth covenants and agrees to proceed promptly without expense to ECI, except for improvements not the property of BellSouth, to repair the damage. BellSouth shall have a reasonable time within which to rebuild or make any repairs, and such rebuilding and repairing shall be subject to delays caused by storms, shortages of labor and materials, government regulations, strikes, walkouts, and causes beyond the control of BellSouth, which causes shall not be construed as limiting factors, but as exemplary only. ECI may, at its own expense, accelerate the rebuild of its collocated space and equipment provided however that a BellSouth Certified Supplier is used and the necessary space preparation has been completed. Rebuild of equipment must be performed by a BellSouth Certified Supplier. If ECI's acceleration of the project increases the cost of the project, then those additional charges will be incurred by ECI. Where allowed and where practical, ECI may erect a temporary facility while BellSouth rebuilds or makes repairs. In all cases where the Collocation Space shall be rebuilt or repaired, ECI shall be entitled to an equitable abatement of rent and other charges, depending upon the unsuitability of the Collocation Space for ECI's permitted use, until such Collocation Space is fully repaired and restored and ECI's equipment installed therein (but in no event later than thirty (30) business days after the Collocation Space is fully repaired and restored). Where ECI has placed an Adjacent Arrangement pursuant to Section 3, ECI shall have the sole responsibility to repair or replace said Adjacent Arrangement provided herein. Pursuant to this section, BellSouth will restore the associated services to the Adjacent Arrangement.

14. Eminent Domain

- 14.1 If the whole of a Collocation Space or Adjacent Arrangement shall be taken by any public authority under the power of eminent domain, then this Attachment shall terminate with respect to such Collocation Space or Adjacent Arrangement as of the day possession shall be taken by such public authority and rent and other charges for the Collocation Space or Adjacent Arrangement shall be paid up to that day with proportionate refund by BellSouth of such rent and charges as may have been paid in advance for a period subsequent to the date of the taking. If any part of the Collocation Space or Adjacent Arrangement shall be taken under eminent domain, BellSouth and ECI shall each have the right to terminate this Attachment with respect to such Collocation Space or Adjacent Arrangement and declare the same null and

void, by written notice of such intention to the other Party within ten (10) business days after such taking.

15. Nonexclusivity

- 15.1 ECI understands that this Attachment is not exclusive and that BellSouth may enter into similar agreements with other Parties. Assignment of space pursuant to all such agreements shall be determined by space availability and made on a first come, first served basis

ENVIRONMENTAL AND SAFETY PRINCIPLES

The following principles provide basic guidance on environmental and safety issues when applying for and establishing Physical Collocation arrangements.

1. GENERAL PRINCIPLES

- 1.1 Compliance with Applicable Law. BellSouth and ECI agree to comply with applicable federal, state, and local environmental and safety laws and regulations including U.S. Environmental Protection Agency (USEPA) regulations issued under the Clean Air Act (CAA), Clean Water Act (CWA), Resource Conservation and Recovery Act (RCRA), Comprehensive Environmental Response, Compensation and Liability Act (CERCLA), Superfund Amendments and Reauthorization Act (SARA), the Toxic Substances Control Act (TSCA), and OSHA regulations issued under the Occupational Safety and Health Act of 1970, as amended and NFPA and National Electrical Codes (NEC) and the NESC (“Applicable Laws”). Each Party shall notify the other if compliance inspections are conducted by regulatory agencies and/or citations are issued that relate to any aspect of this Attachment.
- 1.2 Notice. BellSouth and ECI shall provide notice to the other, including Material Safety Data Sheets (MSDSs), of known and recognized physical hazards or Hazardous Chemicals existing on site or brought on site. Each Party is required to provide specific notice for known potential Imminent Danger conditions. ECI should contact 1-800-743-6737 for BellSouth MSDS sheets.
- 1.3 Practices/Procedures. BellSouth may make available additional environmental control procedures for ECI to follow when working at a BellSouth Premises (See Section 2, below). These practices/procedures will represent the regular work practices required to be followed by the employees and contractors of BellSouth for environmental protection. ECI will require its contractors, agents and others accessing the BellSouth Premises to comply with these practices. Section 2 lists the Environmental categories where BST practices should be followed by ECI when operating in the BellSouth Premises.
- 1.4 Environmental and Safety Inspections. BellSouth reserves the right to inspect the ECI space with proper notification. BellSouth reserves the right to stop any ECI work operation that imposes Imminent Danger to the environment, employees or other persons in the area or Facility.
- 1.5 Hazardous Materials Brought On Site. Any hazardous materials brought into, used, stored or abandoned at the BellSouth Premises by ECI are owned by ECI. ECI will indemnify BellSouth for claims, lawsuits or damages to persons or property caused by these materials. Without prior written BellSouth approval, no substantial new safety

or environmental hazards can be created by ECI or different hazardous materials used by ECI at BellSouth Facility. ECI must demonstrate adequate emergency response capabilities for its materials used or remaining at the BellSouth Facility.

- 1.6 Spills and Releases. When contamination is discovered at a BellSouth Premises, the Party discovering the condition must notify BellSouth. All Spills or Releases of regulated materials will immediately be reported by ECI to BellSouth.
- 1.7 Coordinated Environmental Plans and Permits. BellSouth and ECI will coordinate plans, permits or information required to be submitted to government agencies, such as emergency response plans, spill prevention control and countermeasures (SPCC) plans and community reporting. If fees are associated with filing, BellSouth and ECI will develop a cost sharing procedure. If BellSouth's permit or EPA identification number must be used, ECI must comply with all of BellSouth's permit conditions and environmental processes, including environmental "best management practices (BMP)" (see Section 2, below) and/or selection of BST disposition vendors and disposal sites.
- 1.8 Environmental and Safety Indemnification. BellSouth and ECI shall indemnify, defend and hold harmless the other Party from and against any claims (including, without limitation, third-party claims for personal injury or death or real or personal property damage), judgments, damages, (including direct and indirect damages, and punitive damages), penalties, fines, forfeitures, costs, liabilities, interest and losses arising in connection with the violation or alleged violation of any Applicable Law or contractual obligation or the presence or alleged presence of contamination arising out of the acts or omissions of the indemnifying Party, its agents, contractors, or employees concerning its operations at the Facility.

2. CATEGORIES FOR CONSIDERATION OF ENVIRONMENTAL ISSUES

- 2.1 When performing functions that fall under the following Environmental categories on BellSouth's Premises, ECI agrees to comply with the applicable sections of the current issue of BellSouth's Environmental and Safety Methods and Procedures (M&Ps), incorporated herein by this reference. ECI further agrees to cooperate with BellSouth to ensure that ECI's employees, agents, and/or subcontractors are knowledgeable of and satisfy those provisions of BellSouth's Environmental M&Ps which apply to the specific Environmental function being performed by ECI, its employees, agents and/or subcontractors.
- 2.2 The most current version of reference documentation must be requested from BellSouth.

ENVIRONMENTAL CATEGORIES	ENVIRONMENTAL ISSUES	ADDRESSED BY THE FOLLOWING DOCUMENTATION
Disposal of hazardous material or other regulated material (e.g., batteries, fluorescent tubes, solvents & cleaning materials)	Compliance with all applicable local, state, & federal laws and regulations Pollution liability insurance EVET approval of contractor	Std T&C 450 Fact Sheet Series 17000 Std T&C 660-3 Approved Environmental Vendor List (Contact E/S Management)
Emergency response	Hazmat/waste release/spill fire safety emergency	Fact Sheet Series 1700 Building Emergency Operations Plan (EOP) (specific to and located on Premises)
Contract labor/outsourcing for services with environmental implications to be performed on BellSouth Premises (e.g., disposition of hazardous material/waste; maintenance of storage tanks)	Compliance with all applicable local, state, & federal laws and regulations Performance of services in accordance with BST's environmental M&Ps Insurance	Std T&C 450 Std T&C 450-B (Contact E/S for copy of appropriate E/S M&Ps.) Std T&C 660
Transportation of hazardous material	Compliance with all applicable local, state, & federal laws and regulations Pollution liability insurance EVET approval of contractor	Std T&C 450 Fact Sheet Series 17000 Std T&C 660-3 Approved Environmental Vendor List (Contact E/S Management)
Maintenance/operations work which may produce a waste Other maintenance work	Compliance with all application local, state, & federal laws and regulations Protection of BST employees and equipment	Std T&C 450 29CFR 1910.147 (OSHA Standard) 29CFR 1910 Subpart O (OSHA Standard)

Janitorial services	<p>All waste removal and disposal must conform to all applicable federal, state and local regulations</p> <p>All Hazardous Material and Waste</p> <p>Asbestos notification and protection of employees and equipment</p>	<p>P&SM Manager - Procurement</p> <p>Fact Sheet Series 17000</p> <p>GU-BTEN-001BT, Chapter 3 BSP 010-170-001BS (Hazcom)</p>
Manhole cleaning	<p>Compliance with all applicable local, state, & federal laws and regulations</p> <p>Pollution liability insurance</p> <p>EVET approval of contractor</p>	<p>Std T&C 450 Fact Sheet 14050 BSP 620-145-011PR Issue A, August 1996</p> <p>Std T&C 660-3</p> <p>Approved Environmental Vendor List (Contact E/S Management)</p>
Removing or disturbing building materials that may contain asbestos	Asbestos work practices	GU-BTEN-001BT, Chapter 3

3. DEFINITIONS

Generator. Under RCRA, the person whose act produces a Hazardous Waste, as defined in 40 CFR 261, or whose act first causes a Hazardous Waste to become subject to regulation. The Generator is legally responsible for the proper management and disposal of Hazardous Wastes in accordance with regulations.

Hazardous Chemical. As defined in the U.S. Occupational Safety and Health (OSHA) hazard communication standard (29 CFR 1910.1200), any chemical which is a health hazard or physical hazard.

Hazardous Waste. As defined in section 1004 of RCRA.

Imminent Danger. Any conditions or practices at a facility which are such that a danger exists which could reasonably be expected to cause immediate death or serious harm to people or immediate significant damage to the environment or natural resources.

Spill or Release. As defined in Section 101 of CERCLA.

4. ACRONYMS

E/S – Environmental/Safety

EVET - Environmental Vendor Evaluation Team

DEC/LDEC - Department Environmental Coordinator/Local Department Environmental Coordinator

GU-BTEN-001BT - BellSouth Environmental Methods and Procedures

NESC - National Electrical Safety Codes

P&SM - Property & Services Management

Std. T&C - Standard Terms & Conditions

THREE MONTH CLEC FORECAST

CLEC NAME _____

DATE _____

STATE	Central Office/City	CAG ED Sq. Ft.	CAGELESS # Bays		FRAME TERMINATI ONS	CLEC Provided BDFB-- Amps Load	BST Provided BDFB--- Amps Load	Heat Dissipation BTU/Hour	Entrance Facilities # sheaths & # fibers	Proposed Applicatio n Date	NOTES
			Standard Bays*	Non- Standard Bays**							
<p>*Standard bays are defined as racks, bays or cabinets, including equipment and cable, with measurements equal to or less than the following: Width - 26", Depth - 25". The standard height for all collocated equipment bays in BellSouth is 7' 0".</p> <p>** Any forecast for non-standard cageless bays must include an attachment describing the quantity and width and depth measurements.</p>											

Notes: Forecast information will be used for no other purpose than collocation planning.

Forecast with application dates greater than 3 months from the date of submission will not guarantee the reservation of space in the office requested.

Remote Site Physical Collocation

BELLSOUTH
REMOTE SITE PHYSICAL COLLOCATION

1. Scope of Attachment

- 1.1 Scope of Attachment. The rates, terms, and conditions contained within this Attachment shall only apply when ECI is occupying the Remote Collocation Space as a sole occupant or as a Host within a Remote Site Location.
- 1.2 Right to occupy. BellSouth shall offer to ECI Remote Site Collocation on rates, terms, and conditions that are just, reasonable, non-discriminatory and consistent with the rules of the Federal Communications Commission ("FCC"). Subject to the rates, terms, and conditions of this Attachment, BellSouth hereby grants to ECI a right to occupy that certain area designated by BellSouth within a BellSouth Remote Site Location, of a size which is specified by ECI and agreed to by BellSouth (hereinafter "Remote Collocation Space"). BellSouth Remote Site Locations include cabinets, huts, and controlled environmental vaults owned or leased by BellSouth that house BellSouth Network Facilities. To the extent this Attachment does not include all the necessary rates, terms and conditions for BellSouth remote locations other than cabinets, huts and controlled environmental vaults, the Parties will negotiate said rates, terms, and conditions at the request for collocation at BellSouth remote locations other than those specified above.
- 1.2.1 In all states other than Florida, the number of racks/bays specified by ECI may contemplate a request for space sufficient to accommodate ECI's growth within a two year period.
- 1.2.2 In the state of Florida, the number of racks/bays specified by ECI may contemplate a request for space sufficient to accommodate ECI's growth within an eighteen (18) month period.
- 1.2.3 Neither BellSouth nor any of BellSouth's affiliates may reserve space for future use on more preferential terms than those set forth above.
- 1.3 Third Party Property. If the Premises, or the property on which it is located, is leased by BellSouth from a third party or otherwise controlled by a third party, special considerations and intervals may apply in addition to the terms and conditions of this Agreement. Additionally, where BellSouth notifies ECI that BellSouth's agreement with a third party does not grant BellSouth the ability to provide access and use rights to others, upon ECI's request, BellSouth will use its best efforts to obtain the owner's consent and to otherwise secure such rights for ECI. ECI agrees to reimburse

- BellSouth for the reasonable and demonstrable costs incurred by BellSouth in obtaining such rights for ECI. In cases where a third party agreement does not grant BellSouth the right to provide access and use rights to others as contemplated by this Agreement and BellSouth, despite its best efforts, is unable to secure such access and use rights for ECI as above, ECI shall be responsible for obtaining such permission to access and use such property. BellSouth shall cooperate with ECI in obtaining such permission.
- 1.4 Space Reclamation. In the event of space exhaust within a Remote Site Location, BellSouth may include in its documentation for the Petition for Waiver filing any vacant space in the Remote Site Location. ECI will be responsible for any justification of vacant space within its Remote Collocation Space, if such justification is required by the appropriate state commission.
- 1.5 Use of Space. ECI shall use the Remote Collocation Space for the purposes of installing, maintaining and operating ECI's equipment (to include testing and monitoring equipment) necessary, for interconnection with BellSouth services and facilities, including access to unbundled network elements, for the provision of telecommunications services. The Remote Collocation Space may be used for no other purposes except as specifically described herein or as authorized in writing by BellSouth.
- 1.6 Rates and charges. ECI agrees to pay the rates and charges identified in Exhibit D attached hereto.
- 1.7 Due Dates. In all states except Georgia, if any due date contained in this Attachment falls on a weekend or holiday, then the due date will be the next business day thereafter.
2. **Space Availability Report**
- 2.1 Reporting. Upon request from ECI, BellSouth will provide a written report ("Space Availability Report") specifying the amount of Remote Collocation Space available at the Remote Site Location requested, the number of collocators present at the Remote Site Location, any modifications in the use of the space since the last report on the Remote Site Location requested and the measures BellSouth is taking to make additional space available for collocation arrangements.
- 2.1.1 The request from ECI for a Space Availability Report must be written and must include the Common Language Location Identification ("CLLI") code for both the Remote Site Location and the serving central office. Such information regarding the CLLI code for the serving central offices located in the National Exchange Carriers Association (NECA) Tariff FCC No. 4. If ECI is unable to obtain the CLLI code,

from for example a site visit to the remote site, ECI may request the CLLI code from BellSouth. To obtain a CLLI code for a remote site directly from BellSouth, ECI should submit to BellSouth a Remote Site Interconnection Request for Remote Site CLLI Code prior to submitting its request for a Space Availability Report. ECI should complete all the requested information and submit the Request with the applicable fee to BellSouth.

- 2.1.2 BellSouth will respond to a request for a Space Availability Report for a particular Remote Site Location within ten (10) calendar days of receipt of such request. This interval excludes national holidays. BellSouth will make best efforts to respond in ten (10) calendar days to such a request when the request includes from two (2) to five (5) Remote Site Locations within the same state. The response time for requests of more than five (5) Remote Site Locations shall be negotiated between the Parties. If BellSouth cannot meet the ten calendar day response time, BellSouth shall notify ECI and inform ECI of the time frame under which it can respond. In Mississippi, the above intervals shall be in business days.

3. Collocation Options

- 3.1 Compliance. The parties agree to comply with all applicable federal, state, county, local and administrative laws, orders, rules, ordinances, regulations, and codes in the performance of their obligations hereunder.
- 3.2 Cageless. BellSouth shall allow ECI to collocate ECI's equipment and facilities without requiring the construction of a cage or similar structure. BellSouth shall allow ECI to have direct access to its equipment and facilities. BellSouth shall make cageless collocation available in single rack/bay increments. For equipment requiring special technical considerations, ECI must provide the equipment layout, including spatial dimensions for such equipment pursuant to generic requirements contained in BellCore (Telcordia) GR-63-Core and shall be responsible for constructing all special technical requirements associated with such equipment pursuant to **Section 6**, following. Subject to space availability and technical feasibility, at ECI's option, ECI may enclose its equipment.
- 3.3 Shared (Subleased) Collocation. ECI may allow other telecommunications carriers to share ECI's Remote Collocation Space pursuant to terms and conditions agreed to by ECI ("Host") and other telecommunications carriers ("Guests") and pursuant to this section, except where the BellSouth Remote Site Location is located within a leased space and BellSouth is prohibited by said lease from offering such an option or is located on property for which BellSouth holds an easement and such easement does not permit such an option. ECI shall notify BellSouth in writing upon execution of any agreement between the Host and its Guest within ten (10) calendar days (in Mississippi, 10 business days) of its execution and prior to any Firm Order. Further, such notice shall include the name of the Guest(s) and the term of the agreement, and

shall contain a certification by ECI that said agreement imposes upon the Guest(s) the same terms and conditions for Remote Collocation Space as set forth in this Attachment between BellSouth and ECI.

- 3.3.1 ECI shall be the sole interface and responsible Party to BellSouth for assessment of rates and charges contained within this Attachment; and for the purposes of ensuring that the safety and security requirements of this Attachment are fully complied with by the Guest, its employees and agents. BellSouth shall provide ECI with a proration of the costs of the collocation space based on the number of collocators and the space used by each. In all states other than Florida, and in addition to the foregoing, ECI shall be the responsible party to BellSouth for the purpose of submitting Applications for initial and additional equipment placement of Guest. In the event the Host and Guest jointly submit an Application, only one Application Fee will be assessed. A separate Guest Application shall require the assessment of an Application Fee, as set forth in Exhibit D. Notwithstanding the foregoing, Guest may arrange directly with BellSouth for the provision of the interconnecting facilities between BellSouth and Guest and for the provision of the services and access to unbundled network elements.
- 3.3.2 ECI shall indemnify and hold harmless BellSouth from any and all claims, actions, causes of action, of whatever kind or nature arising out of the presence of ECI's Guests in the Remote Collocation Space except to the extent caused by BellSouth's sole negligence, gross negligence, or willful misconduct.
- 3.4 Adjacent Collocation. Subject to technical feasibility and space availability, BellSouth will provide approval for adjacent Remote Site collocation arrangements ("Remote Site Adjacent Arrangement") where space within the Remote Site Location is legitimately exhausted, where the Remote Site Adjacent Arrangement does not interfere with access to existing or planned structures or facilities on the Remote Site Location property. The Remote Site Adjacent Arrangement shall be constructed or procured by ECI and in conformance with BellSouth's design and construction specifications. Further, ECI shall construct, procure, maintain and operate said Remote Site Adjacent Arrangement(s) pursuant to all of the terms and conditions set forth in this Attachment. Rates shall be negotiated at the time of the request for the Remote Site Adjacent Arrangement.
- 3.4.1 Should ECI elect such an option, ECI must arrange with a BellSouth Certified Contractor to construct a Remote Site Adjacent Arrangement structure in accordance with BellSouth's guidelines and specifications. BellSouth will provide guidelines and specifications upon request. Where local building codes require enclosure specifications more stringent than BellSouth's standard specification, ECI and ECI's BellSouth Certified Contractor must comply with local building code requirements. ECI's BellSouth Certified Contractor shall be responsible for filing and receiving any and all necessary zoning, permits and/or licenses for such construction. ECI's BellSouth Certified Contractor shall bill ECI directly for all work performed for ECI pursuant to this Attachment and BellSouth shall have no liability for nor responsibility

- to pay such charges imposed by the BellSouth Certified Contractor. ECI must provide the local BellSouth Remote Site Location contact with two cards, keys or other access device used to enter the locked enclosure. Except in cases of emergency, BellSouth shall not access ECI's locked enclosure prior to notifying ECI.
- 3.4.2 BellSouth maintains the right to review ECI's plans and specifications prior to construction of a Remote Site Adjacent Arrangement(s). BellSouth shall complete its review within fifteen (15) calendar days. BellSouth may inspect the Remote Site Adjacent Arrangement(s) following construction and prior to the Commencement Date, as defined in Section 4 following, to ensure the design and construction comply with BellSouth's guidelines and specifications. BellSouth may require ECI, at ECI's sole cost, to correct any deviations from BellSouth's guidelines and specifications found during such inspection(s), up to and including removal of the Remote Site Adjacent Arrangement, within seven (7) calendar days of BellSouth's inspection, unless the Parties mutually agree to an alternative time frame.
- 3.4.3 ECI shall provide a concrete pad, the structure housing the arrangement, heating/ventilation/air conditioning ("HVAC"), lighting, and all facilities that connect the structure (i.e. racking, conduits, etc.) to the BellSouth point of demarcation. At ECI's option, and where the local authority having jurisdiction permits, BellSouth shall provide an AC power source and access to physical collocation services and facilities subject to the same nondiscriminatory requirements as applicable to any other physical collocation arrangement. ECI's BellSouth Certified Contractor shall be responsible, at ECI's expense, for filing and receiving any and all necessary zoning, permits and/or licenses for such arrangement.
- 3.4.4 BellSouth shall allow Shared (Subleased) Collocation within a Remote Site Adjacent Arrangement pursuant to the terms and conditions set forth herein.

4 Occupancy

- 4.1 Occupancy. BellSouth will notify ECI in writing that the Remote Collocation Space is ready for occupancy. ECI must notify BellSouth in writing that collocation equipment installation is complete. BellSouth may, at its option, not accept orders for interconnected service until receipt of such notice.
- 4.2 Termination of Occupancy. In addition to any other provisions addressing termination of occupancy in this Agreement, ECI may terminate occupancy in a particular Remote Site Location by submitting a Subsequent Application requesting termination of occupancy. A Subsequent Application Fee will not apply for termination of occupancy.

- 4.2.1 Upon termination of occupancy, ECI at its expense shall remove its equipment and other property from the Remote Collocation Space. ECI shall have thirty (30) calendar days from the termination date to complete such removal, including the removal of all equipment and facilities of ECI's Guests, unless ECI's Guest has assumed responsibility for the collocation space housing the Guest's equipment and executed the documentation required by BellSouth prior to such removal date; provided, however, that ECI shall continue payment of monthly fees to BellSouth until such date as ECI, and if applicable ECI's Guest, has fully vacated the Remote Collocation Space. Should ECI or ECI's Guest fail to vacate the Remote Collocation Space within thirty (30) calendar days from the termination date, BellSouth shall have the right to remove the equipment and other property of ECI or ECI's Guest at ECI's expense and with no liability for damage or injury to ECI or ECI's Guest's property unless caused by the gross negligence or intentional misconduct of BellSouth. Upon termination of occupancy with respect to a Remote Collocation Space, ECI shall surrender such Remote Collocation Space to BellSouth in the same condition as when first occupied by the ECI except for ordinary wear and tear unless otherwise agreed to by the Parties. ECI shall be responsible for the cost of removing any enclosure, together with all support structures (e.g., racking, conduits), of a Remote Site Adjacent Arrangement at the termination of occupancy and restoring the grounds to their original condition.

5 Use of Remote Collocation Space

- 5.1 Equipment Type. BellSouth permits the collocation of any type of equipment necessary for interconnection to BellSouth's network or for access to unbundled network elements in the provision of telecommunications services.
- 5.1.1 Such equipment must at a minimum meet the following BellCore (Telcordia) Network Equipment Building Systems (NEBS) General Equipment Requirements: Criteria Level 3 requirements as outlined in the BellCore (Telcordia) Special Report SR-3580, Issue 1; equipment design spatial requirements per GR-63-CORE, Section 2; thermal heat dissipation per GR-063-CORE, Section 4, Criteria 77-79; acoustic noise per GR-063-CORE, Section 4, Criterion 128, and National Electric Code standards. Except where otherwise required by a Commission, BellSouth shall comply with the applicable FCC rules relating to denial of collocation based on ECI's failure to comply with these requirements.
- 5.1.2 ECI shall not use the Remote Collocation Space for marketing purposes nor shall it place any identifying signs or markings in the area surrounding the Remote Collocation Space or on the grounds of the Remote Site Location.
- 5.1.3 ECI shall place a plaque or other identification affixed to ECI's equipment to identify ECI's equipment, including a list of emergency contacts with telephone numbers.

- 5.1.4 All ECI equipment installation shall comply with BellSouth TR 73503-11, Section 8, "Grounding - Engineering Procedures". Metallic cable sheaths and metallic strength members of optical fiber cables as well as the metallic cable sheaths of all copper conductor cables shall be bonded to the designated grounding bus for the Remote Site Location. All copper conductor pairs, working and non-working, shall be equipped with a solid state protector unit (over-voltage protection only) which has been listed by a nationally recognized testing laboratory.
- 5.2 Entrance Facilities. ECI may elect to place ECI-owned or ECI-leased entrance facilities into the Remote Collocation Space from ECI's point of presence. BellSouth will designate the point of interconnection at the Remote Site Location housing the Remote Collocation Space, which is physically accessible by both Parties. ECI will provide and place copper cable through conduit from the Remote Collocation Space to the Feeder Distribution Interface to the splice location of sufficient length for splicing by BellSouth. ECI must contact BellSouth for instructions prior to placing the entrance facility cable. ECI is responsible for maintenance of the entrance facilities.
- 5.2.1 Shared Use. ECI may utilize spare capacity on an existing interconnector entrance facility for the purpose of providing an entrance facility to ECI's collocation arrangement within the same BellSouth Remote Site Location.
- 5.3 Demarcation Point. BellSouth will designate the point(s) of demarcation between ECI's equipment and/or network and BellSouth's network. Each Party will be responsible for maintenance and operation of all equipment/facilities on its side of the demarcation point. ECI or its agent must perform all required maintenance to ECI equipment/facilities on its side of the demarcation point, pursuant to Section 5.4, following.
- 5.4 ECI's Equipment and Facilities. ECI, or if required by this Attachment, ECI's Certified Supplier, is solely responsible for the design, engineering, installation, testing, provisioning, performance, monitoring, maintenance and repair of the equipment and facilities used by ECI.
- 5.5 BellSouth's Access to Remote Collocation Space. BellSouth retains the right to access the Remote Collocation Space for the purpose of making BellSouth equipment and Remote Site Location modifications.
- 5.6 Access. Pursuant to Section 12, ECI shall have access to the Remote Collocation Space twenty-four (24) hours a day, seven (7) days a week. ECI agrees to provide the name and social security number or date of birth or driver's license number of each employee, contractor, or agents of ECI or ECI's Guests provided with access keys or devices ("Access Keys") prior to the issuance of said Access Keys. Key acknowledgement forms must be signed by ECI and returned to BellSouth Access Management within fifteen (15) calendar days of ECI's receipt. Failure to return

- properly acknowledged forms will result in the holding of subsequent requests until acknowledgements are current. Access Keys shall not be duplicated under any circumstances. ECI agrees to be responsible for all Access Keys and for the return of all said Access Keys in the possession of ECI employees, contractors, Guests, or agents after termination of the employment relationship, contractual obligation with ECI or upon the termination of this Attachment or the termination of occupancy of an individual Remote Site collocation arrangement.
- 5.6.1 ECI must submit to BellSouth the completed Access Control Request Form for all employees or agents requiring access to the BellSouth Premises a minimum of thirty (30) calendar days prior to the date ECI desires access to the Collocation Space. In order to permit reasonable access during construction of the Collocation Space, ECI may submit such a request at any time subsequent to BellSouth's receipt of the Bona Fide Firm Order. In the event ECI desires access to the Collocation Space after submitting such a request but prior to access being approved, BellSouth shall permit ECI to access the Collocation Space accompanied by a security escort at ECI's expense. ECI must request escorted access at least three (3) business days prior to the date such access is desired.
- 5.7 Lost or Stolen Access Keys. ECI shall notify BellSouth in writing immediately in the case of lost or stolen Access Keys. Should it become necessary for BellSouth to re-key Remote Site Locations as a result of a lost Access Key(s) or for failure to return an Access Key(s), ECI shall pay for all reasonable costs associated with the re-keying.
- 5.8 Interference or Impairment. Notwithstanding any other provisions of this Attachment, equipment and facilities placed in the Remote Collocation Space shall not significantly degrade, interfere with or impair service provided by BellSouth or by any other interconnector located in the Remote Site Location; shall not endanger or damage the facilities of BellSouth or of any other interconnector, the Remote Collocation Space, or the Remote Site Location; shall not compromise the privacy of any communications carried in, from, or through the Remote Site Location; and shall not create an unreasonable risk of injury or death to any individual or to the public. If BellSouth reasonably determines that any equipment or facilities of ECI violates the provisions of this paragraph, BellSouth shall give written notice to ECI, which notice shall direct ECI to cure the violation within forty-eight (48) hours of ECI's actual receipt of written notice or, at a minimum, to commence curative measures within 24 hours and to exercise reasonable diligence to complete such measures as soon as possible thereafter. After receipt of the notice, the Parties agree to consult immediately and, if necessary, to inspect the arrangement.
- 5.8.1 Except in the case of the deployment of an advanced service which significantly degrades the performance of other advanced services or traditional voice band services, if ECI fails to take curative action within 48 hours or if the violation is of a character which poses an immediate and substantial threat of damage to property, injury or death to any person, or other interference/impairment of the services

- provided by BellSouth or any other interconnector, then and only in that event BellSouth may take such action as it deems appropriate to correct the violation, including without limitation the interruption of electrical power to ECI's equipment. BellSouth will endeavor, but is not required, to provide notice to ECI prior to taking such action and shall have no liability to ECI for any damages arising from such action, except to the extent that such action by BellSouth constitutes willful misconduct.
- 5.8.2 For purposes of this section, the term significantly degrade shall mean an action that noticeably impairs a service from a user's perspective. In the case of the deployment of an advanced service which significantly degrades the performance of other advanced services or traditional voice band services and ECI fails to take curative action within 48 hours then BellSouth will establish before the relevant Commission that the technology deployment is causing the significant degradation. Any claims of network harm presented to ECI or, if subsequently necessary, the relevant Commission must be supported with specific and verifiable information. Where BellSouth demonstrates that a deployed technology is significantly degrading the performance of other advanced services or traditional voice band services, ECI shall discontinue deployment of that technology and migrate its customers to technologies that will not significantly degrade the performance of other such services. Where the only degraded service itself is a known disturber, and the newly deployed technology satisfies at least one of the criteria for a presumption that is acceptable for deployment under 47 C.F.R. 51.230, the degraded service shall not prevail against the newly-deployed technology.
- 5.9 Presence of Facilities. Facilities and equipment placed by ECI in the Remote Collocation Space shall not become a part of the Remote Site Location, even if nailed, screwed or otherwise fastened to the Remote Collocation Space but shall retain its status as personality and may be removed by ECI at any time. Any damage caused to the Remote Collocation Space by ECI's employees, agents or representatives shall be promptly repaired by ECI at its expense.
- 5.10 Alterations. In no case shall ECI or any person acting on behalf of ECI make any rearrangement, modification, improvement, addition, or other alteration which could affect in any way space, power, HVAC, and/or safety considerations to the Remote Collocation Space or the BellSouth Remote Site Location without the written consent of BellSouth, which consent shall not be unreasonably withheld. The cost of any specialized alterations shall be paid by ECI. Any material rearrangement, modification, improvement, addition, or other alteration shall require an Application Fee.
- 5.11 Upkeep of Remote Collocation Space. ECI shall be responsible for the general upkeep and cleaning of the Remote Collocation Space. ECI shall be responsible for removing any ECI debris from the Remote Collocation Space and from in and around the Remote Collocation Site on each visit.

6. Space Notification

- 6.1 Should any state or federal regulatory agency impose procedures or intervals applicable to ECI and BellSouth that are different from procedures or intervals set forth in this section, whether now in effect or that become effective after execution of this Agreement, those procedures or intervals shall supersede the requirements set forth herein for that jurisdiction for all applications submitted for the first time after the effective date thereof
- 6.2 Application for Space. ECI shall submit a Remote Site Collocation Application when ECI or ECI's Guest(s), as defined in **Section 3**, desires to request or modify the use of the Remote Collocation Space.
- 6.3 Initial Application. For ECI or ECI's Guest(s) equipment placement, ECI shall submit to BellSouth an Application. The Application is Bona Fide when it is complete and accurate, meaning that all required fields on the Application are completed with the appropriate type of information. Prior to submitting the application, CLLI information can be obtained in the manner set forth in Section 2. An Application Fee will apply.
- 6.4 Subsequent Application In the event ECI or ECI's Guest(s) desires to modify the use of the Collocation Space after Bona Fide Firm Order, ECI shall complete an Application detailing all information regarding the modification to the Collocation Space ("Subsequent Application"). BellSouth shall determine what modifications, if any, to the Premises are required to accommodate the change requested by ECI in the Application. Such necessary modifications to the Premises may include, but are not limited to, floor loading changes, changes necessary to meet HVAC requirements, changes to power plant requirements, equipment additions, etc.
- 6.4.1 Subsequent Application Fee. The application fee paid by ECI for its request to modify the use of the Collocation Space shall be dependent upon the level of assessment needed for the modification requested. Where the Subsequent Application does not require assessment for provisioning or construction work by BellSouth, no Subsequent Application fee will be required. The fee for a Subsequent Application where the modification requested has limited effect (e.g., requires limited assessment and no capital expenditure by BellSouth) shall be the Subsequent Application Fee as set forth in Exhibit D. If the modification requires capital expenditure assessment, a full Application Fee shall apply. The Subsequent Application is Bona Fide when it is complete and accurate, meaning that all required fields on the Application are completed with the appropriate type of information.
- 6.5 Availability of Space. Upon submission of an Application, BellSouth will permit ECI to physically collocate, pursuant to the terms of this Attachment, at any BellSouth Remote Site Location, unless BellSouth has determined that there is no space available due to space limitations or that Remote Site Collocation is not practical for technical

- reasons. In the event space is not immediately available at a Remote Site Location, BellSouth reserves the right to make additional space available, in which case the conditions in Section 7 shall apply, or BellSouth may elect to deny space in accordance with this section in which case virtual or adjacent collocation options may be available. If the amount of space requested is not available, BellSouth will notify ECI of the amount that is available.
- 6.5.1 Availability Notification. Unless otherwise specified, BellSouth will respond to an application within ten (10) calendar days (In Mississippi, ten (10) business days) as to whether space is available or not available within a BellSouth Remote Site Location. With the exception of Georgia, this interval excludes National Holidays. If the amount of space requested is not available, BellSouth will notify ECI of the amount of space that is available and no Application Fee shall apply. When BellSouth's response includes an amount of space less than that requested by ECI, ECI must resubmit its Application to reflect the actual space available.
- 6.5.2 BellSouth will respond to a Florida Application within fifteen (15) calendar days as to whether space is available or not available within a BellSouth Remote Site Location. BellSouth will also respond as to whether the Application is Bona Fide and if it is not Bona Fide the items necessary to cause the Application to become Bona Fide. If a lesser amount of space than requested is available, BellSouth will provide an Application Response for the amount of space that is available and an Application Fee will be assessed. When BellSouth's Application Response includes an amount of space less than that requested by ECI, ECI must amend its Application to reflect the actual space available prior to submitting Bona Fide Firm Order.
- 6.5.3 BellSouth will respond to a Louisiana Application within ten (10) calendar days for space availability for one (1) to ten (10) Applications; fifteen (15) calendar days for eleven (11) to twenty (20) Applications; and for more than twenty (20) Applications, it is increased by five (5) calendar days for every five additional Applications received within five (5) business days. If the amount of space requested is not available, BellSouth will notify ECI of the amount of space that is available and no Application Fee will apply. When BellSouth's response includes an amount of space less than that requested by ECI, ECI must resubmit its Application to reflect the actual space available. BellSouth will also respond as to whether the Application is Bona Fide and if it is not Bona Fide the items necessary to cause the Application to become Bona Fide.
- 6.6 Denial of Application. If BellSouth notifies ECI that no space is available ("Denial of Application"), BellSouth will not assess an Application Fee. After notifying ECI that BellSouth has no available space in the requested Remote Site Location, BellSouth will allow ECI, upon request, to tour the Remote Site Location within ten (10) calendar days of such Denial of Application. With the exception of Georgia, this interval excludes national holidays. In order to schedule said tour within ten (10) calendar days, the request for a tour of the Remote Site Location must be received by

BellSouth within five (5) calendar days of the Denial of Application. In Mississippi the above intervals shall be in business days.

- 6.7 Filing of Petition for Waiver. Upon Denial of Application BellSouth will timely file a petition with the Commission pursuant to 47 U.S.C. § 251(c)(6). BellSouth shall provide to the Commission any information requested by that Commission. Such information shall include which space, if any, BellSouth or any of BellSouth's affiliates have reserved for future use and a detailed description of the specific future uses for which the space has been reserved. Subject to an appropriate nondisclosure agreement or provision, BellSouth shall permit ECI to inspect any plans or diagrams that BellSouth provides to the Commission.
- 6.8 Waiting List. On a first-come, first-served basis governed by the date of receipt of an Application or Letter of Intent, BellSouth will maintain a waiting list of requesting carriers who have either received a Denial of Application or, where it is publicly known that the Premises is out of space, have submitted a Letter of Intent to collocate. BellSouth will notify the telecommunications carriers on the waiting list that can be accommodated by the amount of space that becomes available according to the position of the telecommunications carriers on said waiting list
- 6.8.1 In Florida, on a first-come, first-served basis governed by the date of receipt of an Application or Letter of Intent, BellSouth will maintain a waiting list of requesting carriers who have either received a Denial of Application or, where it is publicly known that the Remote Site Location is out of space, have submitted a Letter of Intent to collocate. Sixty (60) days prior to space becoming available, if known, BellSouth will notify the Florida PSC and the telecommunications carriers on the waiting list by mail when space becomes available according to the position of telecommunications carrier on said waiting list. If not known sixty (60) days in advance, BellSouth shall notify the Florida PSC and the telecommunications carriers on the waiting list within two days of the determination that space is available. A CLEC that, upon denial of physical collocation, requests virtual collocation shall be automatically placed on the waiting list.
- 6.8.2 When space becomes available, ECI must submit an updated, complete, and correct Application to BellSouth within 30 calendar days (in Mississippi, 30 business days) of such notification. ECI may accept an amount of space less than its original request by submitting an Application as set forth above, and upon request, may maintain its position on the waiting list for the remaining space that was initially requested. If ECI does not submit such an Application or notify BellSouth in writing as described above, BellSouth will offer such space to the next CLEC on the waiting list and remove ECI from the waiting list. Upon request, BellSouth will advise ECI as to its position on the list.
- 6.9 Public Notification. BellSouth will maintain on its Interconnection Services website a notification document that will indicate all Remote Site Locations that are without

available space. BellSouth shall update such document within ten (10) calendar days (in Mississippi, 10 business days) of the Denial of Application date. This interval excludes national holidays. BellSouth will also post a document on its Interconnection Services website that contains a general notice where space has become available in a Remote Site Location previously on the space exhaust list.

6.10 Application Response.

- 6.10.1 Application Response. In Alabama, Kentucky, North Carolina, and Tennessee, when space has been determined to be available, BellSouth will provide a written response (“Application Response”) within twenty-three (23) business days of the receipt of a Bona Fide Application, which will include, at a minimum, the configuration of the space, the Cable Installation Fee, Cable Records Fee, and the space preparation fees, as described in Section 8.
- 6.10.2 Except as otherwise provided, for all States that have ordered provisioning intervals but not application response intervals, BellSouth will provide a written response (“Application Response”) within thirty (30) calendar days of receipt of a Bona Fide Application. The Application Response will include, at a minimum, the estimated provisioning interval, any additional engineering charges, if applicable, and any other additional information that may extend the ordinary interval to extraordinary interval status, together with sufficient information to explain such extension.
- 6.10.2.1 When multiple applications are submitted in a state within a fifteen (15) calendar day window, BellSouth will respond to the Bona Fide Applications as soon as possible, but no later than the following: within thirty (30) calendar days for Bona Fide Applications 1-5; within thirty-six (36) calendar days for Bona Fide Applications 6-10; within forty-two (42) calendar days for Bona Fide Applications 11-15. Response intervals for multiple Bona Fide Applications submitted within the same timeframe for the same state in excess of 15 must be negotiated. All negotiations shall consider the total volume from all requests from telecommunications companies for collocation.
- 6.10.3 In Florida, when space has been determined to be available or when a lesser amount of space than that requested is available, then with respect to the space available, BellSouth will provide a written response (“Application Response”) including sufficient information to enable ECI to place a Firm Order. When ECI submits ten (10) or more Applications within ten (10) calendar days, the initial fifteen (15) day response period will increase by ten (10) days for every additional ten (10) Applications or fraction thereof.
- 6.10.4 In Georgia, when space has been determined to be available, BellSouth will provide a written response (“Application Response”) within thirty (30) calendar days of receipt of a Bona Fide Application. The Application Response will include, at a minimum, the estimated provisioning interval, any additional engineering charges, if applicable, and

any other additional information that may extend the ordinary interval to extraordinary interval status, together with sufficient information to explain such extension.

- 6.10.5 In Louisiana, BellSouth will respond with a full Application Response within thirty (30) calendar days for one (1) to ten (10) Applications; thirty (35) calendar days for eleven (11) to twenty (20) Applications; and for requests of more than twenty (20) Applications, it is increased by five (5) calendar days for every five Applications received within five (5) business days. The Application Response will include, at a minimum, the estimated provisioning interval, any additional engineering charges, if applicable, and any other additional information that may extend the ordinary interval to extraordinary interval status, together with sufficient information to explain such extension.

6.11 Application Modifications.

- 6.11.1 If a modification or revision is made to any information in the Bona Fide Application prior to Bona Fide Firm Order, with the exception of modifications to Customer Information, Contact Information or Billing Contact Information, either at the request of ECI or necessitated by technical considerations, said Application shall be considered a new Application and shall be handled as a new Application with respect to response and provisioning intervals and BellSouth may charge ECI an application fee. Where the Application Modification does not require assessment for provisioning or construction work by BellSouth, no application fee will be required. The fee for an Application Modification where the modification requested has limited effect (e.g., requires limited assessment and no capital expenditure by BellSouth) shall be the Subsequent Application Fee as set forth in Exhibit D. Major changes such as requesting additional space or adding equipment may require ECI to submit the Application with an Application Fee.

6.12 Bona Fide Firm Order.

- 6.12.1 Bona Fide Firm Order. In Alabama, Kentucky, North Carolina, and Tennessee, ECI shall indicate its intent to proceed with equipment installation in a BellSouth Premises by submitting a Physical Expanded Interconnection Firm Order document ("Firm Order") to BellSouth. A Firm Order shall be considered Bona Fide when ECI has completed the Application/Inquiry process described in Section 6.2, preceding, and has submitted the Firm Order document indicating acceptance of the Application Response provided by BellSouth. The Bona Fide Firm Order must be received by BellSouth no later than five (5) business days after BellSouth's Application Response to ECI's Bona Fide Application.
- 6.12.2 Except as otherwise provided, in all States that have ordered provisioning intervals but not addressed Firm Order intervals, the following shall apply. ECI shall indicate its intent to proceed with equipment installation in a BellSouth Remote Site Location by submitting a Physical Expanded Interconnection Firm Order document ("Firm Order")

- to BellSouth. A Firm Order shall be considered Bona Fide when ECI has completed the Application/Inquiry process described in this **Section 6**, preceding and has submitted the Firm Order document indicating acceptance of the Application Response provided by BellSouth. The Bona Fide Firm Order must be received by BellSouth no later than thirty (30) calendar days (in Mississippi 30 business days) after BellSouth's Application Response to ECI's Bona Fide Application or the Application will expire.
- 6.12.3 In Mississippi, ECI shall indicate its intent to proceed with equipment installation in a BellSouth Remote Terminal Location by submitting a Physical Expanded Interconnection Firm Order document ("Firm Order") to BellSouth. A Firm Order shall be considered Bona Fide when ECI has completed the Application/Inquiry process described in Section 6, preceding and has submitted the Firm Order document indicating acceptance of the Application Response provided by BellSouth. The Bona Fide Firm Order must be received by BellSouth no later than thirty (30) business days after BellSouth's Application Response to ECI's Bona Fide Application or the Application will expire.
- 6.12.4 BellSouth will establish a firm order date based upon the date BellSouth is in receipt of a Bona Fide Firm Order. BellSouth will acknowledge the receipt of ECI's Bona Fide Firm Order within seven (7) calendar days of receipt indicating that the Bona Fide Firm Order has been received. A BellSouth response to a Bona Fide Firm Order will include a Firm Order Confirmation containing the firm order date. No revisions will be made to a Bona Fide Firm Order.
- 6.13 BellSouth will permit one accompanied site visit to ECI's designated Remote Collocation Space after receipt of the Bona Fide Firm Order without charge to ECI.
- 7. Construction and Provisioning**
- 7.1 Construction and Provisioning Intervals.
- 7.1.1 In Alabama (Caged Only), Kentucky, North Carolina and Tennessee, BellSouth will complete construction for collocation arrangements within seventy-six (76) business days from receipt of an Application or as agreed to by the Parties. Under extraordinary conditions, BellSouth will complete construction for collocation arrangements within ninety-one (91) business days. Examples of extraordinary conditions include, but are not limited to, extended license or permitting intervals; major BellSouth equipment rearrangement or addition; power plant addition or upgrade; major mechanical addition or upgrade; major upgrade for ADA compliance; environmental hazard or hazardous materials abatement; and arrangements for which equipment shipping intervals are extraordinary in length. In the event ECI submits a forecast as described in the following section three (3) months or more prior to the application date, the above intervals shall apply. In the event ECI submits such a forecast between two (2) months and three (3) months prior to the application date,

the above intervals may be extended by one (1) additional month. In the event ECI submits such a forecast less than two (2) months prior to the application date, the above intervals may be extended by sixty (60) calendar days. BellSouth will attempt to meet standard intervals for unforecasted requests and any interval adjustments will be discussed with ECI at the time the application is received. Raw space, which is space lacking the necessary infrastructure to provide collocation space including but not limited to HVAC, Power, etc.), conversion time frames fall outside the normal intervals and are negotiated on an individual case basis. Additionally, installations to existing collocation arrangements for line sharing or line splitting, which include adding cable, adding cable and splitter, and adding a splitter, will be forty five (45) business days from receipt of an Application.

- 7.1.1.1 To be considered a timely and accurate forecast, ECI must submit to BellSouth the CLEC Forecast Form, as set forth in exhibit C attached hereto, containing the following information: Central Office/Serving Wire Center CLLI, Remote Site CLLI, number of bays, number of DS0, DS1, DS3 terminations, equipment power requirements (power drain) and planned application date.
- 7.1.2 In Alabama, BellSouth will complete construction for cageless collocation arrangements under ordinary conditions as soon as possible and within a maximum of sixty (60) calendar days from receipt of a Bona Fide Firm Order and ninety (90) calendar days for extraordinary conditions or as agreed to by the Parties. Ordinary conditions are defined as space available with only minor changes to support systems required, such as but not limited to, HVAC, cabling and the power plant(s). Extraordinary conditions are defined to include but are not limited to major BellSouth equipment rearrangement or addition; power plant addition or upgrade; major mechanical addition or upgrade; major upgrade for ADA compliance; environmental hazard or hazardous materials abatement; and arrangements for which equipment shipping intervals are extraordinary in length. The Parties may mutually agree to renegotiate an alternative provisioning interval or BellSouth may seek a waiver from this interval from the Commission.
- 7.1.3 In Florida, BellSouth will complete construction for collocation arrangements as soon as possible and within a maximum of ninety (90) calendar days from receipt of a Bona Fide Firm Order or as agreed to by the Parties. For changes to collocation space after initial space completion ("Augmentation"), BellSouth will complete construction for collocation arrangements as soon as possible and within a maximum of forty-five (45) calendar days from receipt of a Bona Fide Firm Order or as agreed to by the Parties. If BellSouth does not believe that construction will be completed within the relevant time frame and BellSouth and ECI cannot agree upon a completion date, within 45 calendar days of receipt of the Bona Fide Firm Order for an initial request, and within 30 calendar days for Augmentations, BellSouth may seek an extension from the Florida PSC.

- 7.1.4 In Georgia, BellSouth will complete construction for caged collocation arrangements under ordinary conditions as soon as possible and within a maximum of ninety (90) calendar days from receipt of a Bona Fide Firm Order or as agreed to by the Parties. BellSouth will complete construction for cageless collocation arrangements under ordinary conditions as soon as possible and within a maximum of 60 calendar days from receipt of a Bona Fide Firm Order and 90 calendar days for extraordinary conditions or as agreed to by the Parties. Ordinary conditions are defined as space available with only minor changes to support systems required, such as but not limited to, HVAC, cabling and the power plant(s). Extraordinary conditions are defined to include but are not limited to major BellSouth equipment rearrangement or addition; power plant addition or upgrade; major mechanical addition or upgrade; major upgrade for ADA compliance; environmental hazard or hazardous materials abatement; and arrangements for which equipment shipping intervals are extraordinary in length. The Parties may mutually agree to renegotiate an alternative provisioning interval or BellSouth may seek a waiver from this interval from the Commission.
- 7.1.5 In Louisiana, BellSouth will complete construction for collocation arrangements under ordinary conditions as soon as possible and within a maximum of 120 calendar days from receipt of a Bona Fide Firm Order for an initial request, and within 60 calendar days for an Augmentation, or as agreed to by the Parties. Ordinary conditions are defined as space available with only minor changes to support systems required, such as but not limited to, HVAC, cabling and the power plant(s). BellSouth will complete construction of all other Collocation Space ("extraordinary conditions") within 120 calendar days of the receipt of a Bona Fide Firm Order. Examples of extraordinary conditions include but are not limited to, extended license or permitting intervals; major BellSouth equipment rearrangement or addition; power plant addition or upgrade; major mechanical addition or upgrade; major upgrade for ADA compliance; environmental hazard or hazardous materials abatement; and arrangements for which equipment shipping intervals are extraordinary in length. The Parties may mutually agree to renegotiate an alternative provisioning interval or BellSouth may seek a waiver from this interval from the Commission.
- 7.1.6 In Mississippi, excluding the time interval required to secure the appropriate government licenses and permits, BellSouth will complete construction for collocation arrangements under ordinary conditions as soon as possible and within a maximum of 120 calendar days from receipt of a Bona Fide Firm Order or as agreed to by the Parties. Ordinary conditions are defined as space available with only minor changes to support systems required, such as but not limited to, HVAC, cabling and the power plant(s). Excluding the time interval required to secure the appropriate government licenses and permits, BellSouth will complete construction of all other Collocation Space ("extraordinary conditions") within 180 calendar days of the receipt of a Bona Fide Firm Order. Examples of extraordinary conditions include but are not limited to, extended license or permitting intervals; major BellSouth equipment rearrangement or addition; power plant addition or upgrade; major mechanical addition or upgrade; major upgrade for ADA compliance; environmental hazard or hazardous materials

- abatement; and arrangements for which equipment shipping intervals are extraordinary in length. The Parties may mutually agree to renegotiate an alternative provisioning interval or BellSouth may seek a waiver from this interval from the Commission.
- 7.1.7 In South Carolina, BellSouth will complete the construction and provisioning activities for collocation arrangements as soon as possible, but no later than 90 calendar days from receipt of a bona fide firm order. The Parties may mutually agree to renegotiate an alternative provisioning interval or BellSouth may seek a waiver from this interval from the Commission.
- 7.2 In the event BellSouth does not have space immediately available at a Remote Site Location, BellSouth may elect to make additional space available by, for example but not limited to, rearranging BellSouth facilities or constructing additional capacity. In such cases, the above intervals shall not apply and BellSouth will provision the Remote Collocation Space in a nondiscriminatory manner and at parity with BellSouth and will provide ECI with the estimated completion date in its Response.
- 7.3 Permits. Each Party or its agents will diligently pursue filing for the permits required for the scope of work to be performed by that Party or its agents within ten (10) calendar days of the completion of finalized construction designs and specifications.
- 7.4 Acceptance Walk Through. ECI will schedule and complete an acceptance walk through of each Collocation Space with BellSouth within fifteen (15) days of BellSouth's notifying ECI that the collocation space is ready for occupancy. BellSouth will correct any deviations to ECI's original or jointly amended requirements within seven (7) calendar days after the walk through, unless the Parties jointly agree upon a different time frame.
- 7.5 Use of BellSouth Certified Supplier. ECI shall select a supplier that has been approved by BellSouth to perform all engineering and installation work required in the Remote Collocation Space per TR 73503 specifications ("Certified Supplier"). BellSouth shall provide ECI with a list of Certified Suppliers upon request. The Certified Supplier(s) shall be responsible for installing ECI's equipment and components, extending power cabling to the BellSouth power distribution frame, performing operational tests after installation is complete, and notifying BellSouth's Outside Plant engineers and ECI upon successful completion of installation. The Certified Supplier shall bill ECI directly for all work performed for ECI pursuant to this Attachment and BellSouth shall have no liability for nor responsibility to pay such charges imposed by the Certified Supplier. BellSouth shall consider certifying ECI or any supplier proposed by ECI. All work performed by or for ECI shall conform to generally accepted industry guidelines and standards.
- 7.6 Alarm and Monitoring. BellSouth may place alarms in the Remote Site Location for the protection of BellSouth equipment and facilities. ECI shall be responsible for placement, monitoring and removal of alarms used to service ECI's Remote

Collocation Space and for ordering the necessary services therefor. Both Parties shall use best efforts to notify the other of any verified hazardous conditions known to that Party.

- 7.7 Virtual Remote Site Collocation Relocation. BellSouth offers Virtual Collocation pursuant to the terms and conditions set forth in its F.C.C. Tariff No. 1 for Remote Site Collocation locations. The rates shall be the same as provided in this Exhibit D of this agreement. ECI may place within its Virtual Collocation arrangements the telecommunications equipment set forth in Section 5. In the event physical Remote Collocation Space was previously denied at a Remote Site Location due to technical reasons or space limitations, and that physical Remote Collocation Space has subsequently become available, ECI may relocate its virtual Remote Site collocation arrangements to physical Remote Site collocation arrangements and pay the appropriate non-recurring fees for physical Remote Site collocation and for the rearrangement or reconfiguration of services terminated in the virtual Remote Site collocation arrangement, as outlined in the appropriate BellSouth tariffs. In the event that BellSouth knows when additional space for physical Remote Site collocation may become available at the location requested by ECI, such information will be provided to ECI in BellSouth's written denial of physical Remote Site collocation. To the extent that (i) physical Remote Collocation Space becomes available to ECI within 180 calendar days of BellSouth's written denial of ECI's request for physical collocation, and (ii) ECI was not informed in the written denial that physical Remote Collocation Space would become available within such 180 calendar days, then ECI may relocate its virtual Remote Site collocation arrangement to a physical Remote Site collocation arrangement and will receive a credit for any nonrecurring charges previously paid for such virtual Remote Site collocation. ECI must arrange with a BellSouth Certified Supplier for the relocation of equipment from its virtual Remote Collocation Space to its physical Remote Collocation Space and will bear the cost of such relocation.
- 7.8 Cancellation. If, at anytime prior to space acceptance, ECI cancels its order for the Remote Collocation Space(s), ECI will reimburse BellSouth for the applicable non recurring rate for any and all work processes for which work has begun.
- 7.9 Licenses. ECI, at its own expense, will be solely responsible for obtaining from governmental authorities, and any other appropriate agency, entity, or person, all rights, privileges, and licenses necessary or required to operate as a provider of telecommunications services to the public or to occupy the Remote Collocation Space.
- 7.10 Environmental Hazard Guidelines. The Parties agree to utilize and adhere to the Environmental Hazard Guidelines identified as Exhibit A attached hereto.

8. Rates and Charges

- 8.1 Application Fee. BellSouth will assess an Application Fee on a service order which shall be issued at the time BellSouth responds that space is available. Payment of the Application Fee will be due as dictated by ECI's current billing cycle and is non-refundable.
- 8.2 Recurring Charges. Recurring charges begin on the date that ECI executes the written document accepting the Remote Collocation Space pursuant to Section 7, or on the date ECI first occupies the Remote Collocation Space, whichever is sooner. If ECI fails to schedule and complete a walkthrough pursuant to Section 7 within fifteen (15) days after BellSouth releases the space for occupancy, then BellSouth shall begin billing ECI for recurring charges as of the sixteenth (16) day after BellSouth releases the Remote Collocation Space. Other charges shall be billed upon request for the services. All charges shall be due as dictated by ECI's current billing cycle.
- 8.3 Rack/Bay Space. The rack/bay space charge includes reasonable charges for air conditioning, ventilation and other allocated expenses associated with maintenance of the Remote Site Location, and includes amperage necessary to power ECI's equipment. ECI shall pay rack/bay space charges based upon the number of racks/bays requested. BellSouth will assign Remote Collocation Space in conventional remote site rack/bay lineups where feasible
- 8.4 Power. BellSouth shall make available -48 Volt (-48V) DC power for ECI's Remote Collocation Space at a BellSouth Power Board (Fuse and Alarm Panel) or BellSouth Battery Distribution Fuse Bay ("BDFB") at ECI's option within the Remote Site Location. The charge for power shall be assessed as part of the recurring charge for rack/bay space. If the power requirements for ECI's equipment exceeds the capacity for the rack/bay, then such power requirements shall be assessed on a recurring per amp basis for the individual case.
- 8.4.1 Charges for AC power will be assessed per breaker ampere per month. Rates include the provision of commercial and standby AC power, where available. When obtaining power from a BellSouth service panel, protection devices and power cables must be engineered (sized), and installed by ECI's BellSouth Certified Supplier except that BellSouth shall engineer and install protection devices and power cables for Adjacent Collocation. ECI's BellSouth Certified Supplier must also provide a copy of the engineering power specification prior to the Commencement Date. AC power voltage and phase ratings shall be determined on a per location basis. At ECI's option, ECI may arrange for AC power in an Adjacent Collocation arrangement from a retail provider of electrical power.
- 8.5 Security Escort. A security escort will be required whenever ECI or its approved agent desires access to the Remote Site Location after the one accompanied site visit allowed prior to completing BellSouth's Security Training requirements. The parties

will negotiate appropriate security escort rates which will be assessed on a one half (1/2) hour increment basis.

8.6 Rate “True-Up”. The Parties agree that the prices reflected as interim herein shall be “trued-up” (up or down) based on final prices either determined by further agreement or by an effective order, in a proceeding involving BellSouth before the regulatory authority for the state in which the services are being performed or any other body having jurisdiction over this Agreement (hereinafter “Commission”). Under the “true-up” process, the interim price for each service shall be multiplied by the volume of that service purchased to arrive at the total interim amount paid for that service (“Total Interim Price”). The final price for that service shall be multiplied by the volume purchased to arrive at the total final amount due (“Total Final Price”). The Total Interim Price shall be compared with the Total Final Price. If the Total Final Price is more than the Total Interim Price, ECI shall pay the difference to BellSouth. If the Total Final Price is less than the Total Interim Price, BellSouth shall pay the difference to ECI. Each Party shall keep its own records upon which a “true-up” can be based and any final payment from one Party to the other shall be in an amount agreed upon by the Parties based on such records. In the event of any disagreement as between the records or the Parties regarding the amount of such “true-up,” the Parties agree that the Commission shall be called upon to resolve such differences.

8.7 Other. If no rate is identified in the contract, the rate for the specific service or function will be negotiated by the Parties upon request by either Party. Payment of all other charges under this Attachment shall be due as dictated by ECI’s current billing cycle. ECI will pay a late payment charge of the lesser of one and one half percent or the legal interest rate assessed monthly on any balance which remains unpaid after the payment due date..

9. Insurance

9.1 Maintain Insurance. ECI shall, at its sole cost and expense, procure, maintain, and keep in force insurance as specified in this Section 9 and underwritten by insurance companies licensed to do business in the states applicable under this Attachment and having a Best’s Insurance Rating of A-.

9.2 Coverage. ECI shall maintain the following specific coverage:

9.2.1 Commercial General Liability coverage in the amount of ten million dollars (\$10,000,000.00) or a combination of Commercial General Liability and Excess/Umbrella coverage totaling not less than ten million dollars (\$10,000,000.00). BellSouth shall be named as an Additional Insured on the Commercial General Liability policy as specified herein.

9.2.2 Statutory Workers Compensation coverage and Employers Liability coverage in the amount of one hundred thousand dollars (\$100,000.00) each accident, one hundred

- thousand dollars (\$100,000.00) each employee by disease, and five hundred thousand dollars (\$500,000.00) policy limit by disease.
- 9.2.3 All Risk Property coverage on a full replacement cost basis insuring all of ECI's real and personal property situated on or within BellSouth's Remote Site Location.
- 9.2.4 ECI may elect to purchase business interruption and contingent business interruption insurance, having been advised that BellSouth assumes no liability for loss of profit or revenues should an interruption of service occur.
- 9.3 Limits. The limits set forth in Section 9.2 above may be increased by BellSouth from time to time during the term of this Attachment upon thirty (30) days notice to ECI to at least such minimum limits as shall then be customary with respect to comparable occupancy of BellSouth structures.
- 9.4 All policies purchased by ECI shall be deemed to be primary. All policies purchased by ECI shall be deemed to be primary and not contributing to or in excess of any similar coverage purchased by BellSouth. All insurance must be in effect on or before the date equipment is delivered to BellSouth's Remote Site Location and shall remain in effect for the term of this Attachment or until all ECI's property has been removed from BellSouth's Remote Site Location, whichever period is longer. If ECI fails to maintain required coverage, BellSouth may pay the premiums thereon and seek reimbursement of same from ECI.
- 9.5 Submit certificates of insurance. ECI shall submit certificates of insurance reflecting the coverage required pursuant to this Section a minimum of ten (10) business days prior to the commencement of any work in the Remote Collocation Space. Failure to meet this interval may result in construction and equipment installation delays. ECI shall arrange for BellSouth to receive thirty (30) business days' advance notice of cancellation from ECI's insurance company. ECI shall forward a certificate of insurance and notice of cancellation/non-renewal to BellSouth at the following address:
- BellSouth Telecommunications, Inc.
Attn.: Risk Management Coordinator
675 W. Peachtree Street
Rm. 17H53
Atlanta, Georgia 30375
- 9.6 Conformance to recommendations made by BellSouth's fire insurance company. ECI must conform to recommendations made by BellSouth's fire insurance company to the extent BellSouth has agreed to, or shall hereafter agree to, such recommendations.
- 9.7 Self-Insurance. If ECI's net worth exceeds five hundred million dollars (\$500,000,000), ECI may elect to request self-insurance status in lieu of obtaining any

of the insurance required in Sections 9.2.1 and Section 9.2.3. ECI shall provide audited financial statements to BellSouth thirty (30) days prior to the commencement of any work in the Remote Collocation Space. BellSouth shall then review such audited financial statements and respond in writing to ECI in the event that self-insurance status is not granted to ECI. If BellSouth approves ECI for self-insurance, ECI shall annually furnish to BellSouth, and keep current, evidence of such net worth that is attested to by one of ECI's corporate officers. The ability to self-insure shall continue so long as ECI meets all of the requirements of this Section. If ECI subsequently no longer satisfies this Section, ECI is required to purchase insurance as indicated by Sections 9.2.1 and Section 9.2.3.

9.8 Net worth requirements. The net worth requirements set forth in Section 9.7 may be increased by BellSouth from time to time during the term of this Attachment upon thirty (30) days' notice to ECI to at least such minimum limits as shall then be customary with respect to comparable occupancy of BellSouth structures.

9.9 Failure to comply. Failure to comply with the provisions of this Section will be deemed a material breach of this Attachment.

10. Mechanics Liens

10.1 Mechanics Lien or other Liens. If any mechanics lien or other liens shall be filed against property of either Party (BellSouth or ECI), or any improvement thereon by reason of or arising out of any labor or materials furnished or alleged to have been furnished or to be furnished to or for the other Party or by reason of any changes, or additions to said property made at the request or under the direction of the other Party, the other Party directing or requesting those changes shall, within thirty (30) business days after receipt of written notice from the Party against whose property said lien has been filed, either pay such lien or cause the same to be bonded off the affected property in the manner provided by law. The Party causing said lien to be placed against the property of the other shall also defend, at its sole cost and expense, on behalf of the other, any action, suit or proceeding which may be brought for the enforcement of such liens and shall pay any damage and discharge any judgment entered thereon.

11. Inspections

11.1 BellSouth may conduct inspection. BellSouth may conduct an inspection of ECI's equipment and facilities in the Remote Collocation Space(s) prior to the activation of facilities between ECI's equipment and equipment of BellSouth. BellSouth may conduct an inspection if ECI adds equipment and may otherwise conduct routine inspections at reasonable intervals mutually agreed upon by the Parties. BellSouth shall provide ECI with a minimum of forty-eight (48) hours or two (2) business days, whichever is greater, advance notice of all such inspections. All costs of such inspection shall be borne by BellSouth.

12. Security and Safety Requirements

- 12.1 ECI will be required, at its own expense, to conduct a statewide investigation of criminal history records for each ECI employee being considered for work on the BellSouth Premises, for the states/counties where the ECI employee has worked and lived for the past five years. Where state law does not permit statewide collection or reporting, an investigation of the applicable counties is acceptable. ECI shall not be required to perform this investigation if an affiliated company of ECI has performed an investigation of the ECI employee seeking access, if such investigation meets the criteria set forth above. This requirement will not apply if ECI has performed a pre-employment statewide investigation of criminal history records of the ECI employee for the states/counties where the ECI employee has worked and lived for the past five years or, where state law does not permit a statewide investigation, an investigation of the applicable counties.
- 12.2 ECI shall provide its employees and agents with picture identification which must be worn and visible at all times while in the Collocation Space or other areas in or around the Premises. The photo Identification card shall bear, at a minimum, the employee's name and photo, and the ECI name. BellSouth reserves the right to remove from its premises any employee of ECI not possessing identification issued by ECI or who have violated any of BellSouth's policies as outlined in the CLEC Security Training documents. ECI shall hold BellSouth harmless for any damages resulting from such removal of its personnel from BellSouth premises. ECI shall be solely responsible for ensuring that any Guest of ECI is in compliance with all subsections of this Section 12.
- 12.3 ECI will be required to administer to their personnel assigned to the BellSouth Premises security training either provided by BellSouth, or meeting criteria defined by BellSouth.
- 12.4 ECI shall not assign to the BellSouth Premises any personnel with records of felony criminal convictions. ECI shall not assign to the BellSouth Premises any personnel with records of misdemeanor convictions, except for misdemeanor traffic violations, without advising BellSouth of the nature and gravity of the offense(s). BellSouth reserves the right to refuse access to any ECI personnel who have been identified to have misdemeanor criminal convictions. Notwithstanding the foregoing, in the event that ECI chooses not to advise BellSouth of the nature and gravity of any misdemeanor conviction, ECI may, in the alternative, certify to BellSouth that it shall not assign to the BellSouth Premises any personnel with records of misdemeanor convictions (other than misdemeanor traffic violations).
- 12.4.1 ECI shall not knowingly assign to the BellSouth Premises any individual who was a former employee of BellSouth and whose employment with BellSouth was terminated

for a criminal offense whether or not BellSouth sought prosecution of the individual for the criminal offense.

- 12.4.2 ECI shall not knowingly assign to the BellSouth Premises any individual who was a former contractor of BellSouth and whose access to a BellSouth Premises was revoked due to commission of a criminal offense whether or not BellSouth sought prosecution of the individual for the criminal offense.
- 12.5 For each ECI employee requiring access to a BellSouth Premises pursuant to this Attachment, ECI shall furnish BellSouth, prior to an employee gaining such access, a certification that the aforementioned background check and security training were completed. The certification will contain a statement that no felony convictions were found and certifying that the security training was completed by the employee. If the employee's criminal history includes misdemeanor convictions, ECI will disclose the nature of the convictions to BellSouth at that time. In the alternative, ECI may certify to BellSouth that it shall not assign to the BellSouth Premises any personnel with records of misdemeanor convictions other than misdemeanor traffic violations.
- 12.6 At BellSouth's request, ECI shall promptly remove from BellSouth's Premises any employee of ECI BellSouth does not wish to grant access to its premises 1) pursuant to any investigation conducted by BellSouth or 2) prior to the initiation of an investigation if an employee of ECI is found interfering with the property or personnel of BellSouth or another CLEC, provided that an investigation shall promptly be commenced by BellSouth.
- 12.7 Notification to BellSouth. BellSouth reserves the right to interview ECI's employees, agents, or contractors in the event of wrongdoing in or around BellSouth's property or involving BellSouth's or another CLEC's property or personnel, provided that BellSouth shall provide reasonable notice to ECI's Security contact of such interview. ECI and its contractors shall reasonably cooperate with BellSouth's investigation into allegations of wrongdoing or criminal conduct committed by, witnessed by, or involving ECI's employees, agents, or contractors. Additionally, BellSouth reserves the right to bill ECI for all reasonable costs associated with investigations involving its employees, agents, or contractors if it is established and mutually agreed in good faith that ECI's employees, agents, or contractors are responsible for the alleged act. BellSouth shall bill ECI for BellSouth property which is stolen or damaged where an investigation determines the culpability of ECI's employees, agents, or contractors and where ECI agrees, in good faith, with the results of such investigation. ECI shall notify BellSouth in writing immediately in the event that the ECI discovers one of its employees already working on the BellSouth premises is a possible security risk. Upon request of the other Party, the Party who is the employer shall discipline consistent with its employment practices, up to and including removal from BellSouth Premises, any employee found to have violated the security and safety requirements of this section. ECI shall hold BellSouth harmless for any damages resulting from such removal of its personnel from BellSouth premises.

- 12.8 Use of Supplies. Unauthorized use of telecommunications equipment or supplies by either Party, whether or not used routinely to provide telephone service (e.g. plug-in cards,) will be strictly prohibited and handled appropriately. Costs associated with such unauthorized use may be charged to the offending Party, as may be all associated investigative costs.
- 12.9 Use of Official Lines. Except for non-toll calls necessary in the performance of their work, neither Party shall use the telephones of the other Party on the BellSouth Premises. Charges for unauthorized telephone calls may be charged to the offending Party, as may be all associated investigative costs. In no event shall ECI, its agents, vendors or employees access BellSouth or any other CLEC's end user telephone lines.
- 12.10 Accountability. Full compliance with the Security requirements of this section shall in no way limit the accountability of either Party to the other for the improper actions of its employees.

13. Destruction of Remote Collocation Space

- 13.1 Remote Collocation Space is damaged. In the event a Remote Collocation Space is wholly or partially damaged by fire, windstorm, tornado, flood or by similar causes to such an extent as to be rendered wholly unsuitable for ECI's permitted use hereunder, then either Party may elect within ten (10) business days after such damage, to terminate this Attachment with respect to the affected Remote Collocation Space, and if either Party shall so elect, by giving the other written notice of termination, both Parties shall stand released of and from further liability under the terms hereof with respect to such Remote Collocation Space. If the Remote Collocation Space shall suffer only minor damage and shall not be rendered wholly unsuitable for ECI's permitted use, or is damaged and the option to terminate is not exercised by either Party, BellSouth covenants and agrees to proceed promptly without expense to ECI, except for improvements not the property of BellSouth, to repair the damage. BellSouth shall have a reasonable time within which to rebuild or make any repairs, and such rebuilding and repairing shall be subject to delays caused by storms, shortages of labor and materials, government regulations, strikes, walkouts, and causes beyond the control of BellSouth, which causes shall not be construed as limiting factors, but as exemplary only. ECI may, at its own expense, accelerate the rebuild of its Remote Collocation Space and equipment provided however that a BellSouth Certified Contractor is used and the necessary space preparation has been completed. Rebuild of equipment must be performed by a BellSouth Certified Vendor. If ECI's acceleration of the project increases the cost of the project, then those additional charges will be incurred by ECI. Where allowed and where practical, ECI may erect a temporary facility while BellSouth rebuilds or makes repairs. In all cases where the Remote Collocation Space shall be rebuilt or repaired, ECI shall be entitled to an equitable abatement of rent and other charges, depending upon the

unsuitability of the Remote Collocation Space for ECI's permitted use, until such Remote Collocation Space is fully repaired and restored and ECI's equipment installed therein (but in no event later than thirty (30) business days after the Remote Collocation Space is fully repaired and restored). Where ECI has placed a Remote Site Adjacent Arrangement pursuant to section 3.4, ECI shall have the sole responsibility to repair or replace said Remote Site Adjacent Arrangement provided herein. Pursuant to this section, BellSouth will restore the associated services to the Remote Site Adjacent Arrangement.

14. Eminent Domain

- 14.1 Power of Eminent Domain. If the whole of a Remote Collocation Space or Remote Site Adjacent Arrangement shall be taken by any public authority under the power of eminent domain, then this Attachment shall terminate with respect to such Remote Collocation Space or Remote Site Adjacent Arrangement as of the day possession shall be taken by such public authority and rent and other charges for the Remote Collocation Space or Remote Site Adjacent Arrangement shall be paid up to that day with proportionate refund by BellSouth of such rent and charges as may have been paid in advance for a period subsequent to the date of the taking. If any part of the Remote Collocation Space or Remote Site Adjacent Arrangement shall be taken under eminent domain, BellSouth and ECI shall each have the right to terminate this Attachment with respect to such Remote Collocation Space or Remote Site Adjacent Arrangement and declare the same null and void, by written notice of such intention to the other Party within ten (10) business days after such taking.

15. Nonexclusivity

- 15.1 Attachment is not exclusive. ECI understands that this Attachment is not exclusive and that BellSouth may enter into similar agreements with other Parties. Assignment of space pursuant to all such agreements shall be determined by space availability and made on a first come, first served basis.

ENVIRONMENTAL AND SAFETY PRINCIPLES

The following principles provide basic guidance on environmental and safety issues when applying for and establishing Physical Collocation arrangements.

1. GENERAL PRINCIPLES

- 1.1 Compliance with Applicable Law. BellSouth and ECI agree to comply with applicable federal, state, and local environmental and safety laws and regulations including U.S. Environmental Protection Agency (USEPA) regulations issued under the Clean Air Act (CAA), Clean Water Act (CWA), Resource Conservation and Recovery Act (RCRA), Comprehensive Environmental Response, Compensation and Liability Act (CERCLA), Superfund Amendments and Reauthorization Act (SARA), the Toxic Substances Control Act (TSCA), and OSHA regulations issued under the Occupational Safety and Health Act of 1970, as amended and NFPA and National Electrical Codes (NEC) and the NESC ("Applicable Laws"). Each Party shall notify the other if compliance inspections are conducted by regulatory agencies and/or citations are issued that relate to any aspect of this Attachment.
- 1.2 Notice. BellSouth and ECI shall provide notice to the other, including Material Safety Data Sheets (MSDSs), of known and recognized physical hazards or Hazardous Chemicals existing on site or brought on site. Each Party is required to provide specific notice for known potential Imminent Danger conditions. ECI should contact 1-800-743-6737 for BellSouth MSDS sheets.
- 1.3 Practices/Procedures. BellSouth may make available additional environmental control procedures for ECI to follow when working at a BellSouth Premises (See Section 2, below). These practices/procedures will represent the regular work practices required to be followed by the employees and contractors of BellSouth for environmental protection. ECI will require its contractors, agents and others accessing the BellSouth Premises to comply with these practices. Section 2 lists the Environmental categories where BST practices should be followed by ECI when operating in the BellSouth Premises.
- 1.4 Environmental and Safety Inspections. BellSouth reserves the right to inspect the ECI space with proper notification. BellSouth reserves the right to stop any ECI work operation that imposes Imminent Danger to the environment, employees or other persons in the area or Facility.
- 1.5 Hazardous Materials Brought On Site. Any hazardous materials brought into, used, stored or abandoned at the BellSouth Premises by ECI are owned by ECI. ECI will indemnify BellSouth for claims, lawsuits or damages to persons or property caused by

- these materials. Without prior written BellSouth approval, no substantial new safety or environmental hazards can be created by ECI or different hazardous materials used by ECI at BellSouth Facility. ECI must demonstrate adequate emergency response capabilities for its materials used or remaining at the BellSouth Facility.
- 1.6 Spills and Releases. When contamination is discovered at a BellSouth Premises, the Party discovering the condition must notify BellSouth. All Spills or Releases of regulated materials will immediately be reported by ECI to BellSouth.
- 1.7 Coordinated Environmental Plans and Permits. BellSouth and ECI will coordinate plans, permits or information required to be submitted to government agencies, such as emergency response plans, spill prevention control and countermeasures (SPCC) plans and community reporting. If fees are associated with filing, BellSouth and ECI will develop a cost sharing procedure. If BellSouth's permit or EPA identification number must be used, ECI must comply with all of BellSouth's permit conditions and environmental processes, including environmental "best management practices (BMP)" (see Section 2, below) and/or selection of BST disposition vendors and disposal sites.
- 1.8 Environmental and Safety Indemnification. BellSouth and ECI shall indemnify, defend and hold harmless the other Party from and against any claims (including, without limitation, third-party claims for personal injury or death or real or personal property damage), judgments, damages, (including direct and indirect damages, and punitive damages), penalties, fines, forfeitures, costs, liabilities, interest and losses arising in connection with the violation or alleged violation of any Applicable Law or contractual obligation or the presence or alleged presence of contamination arising out of the acts or omissions of the indemnifying Party, its agents, contractors, or employees concerning its operations at the Facility.

2. CATEGORIES FOR CONSIDERATION OF ENVIRONMENTAL ISSUES

When performing functions that fall under the following Environmental categories on BellSouth's Premises, ECI agrees to comply with the applicable sections of the current issue of BellSouth's Environmental and Safety Methods and Procedures (M&Ps), incorporated herein by this reference. ECI further agrees to cooperate with BellSouth to ensure that ECI's employees, agents, and/or subcontractors are knowledgeable of and satisfy those provisions of BellSouth's Environmental M&Ps which apply to the specific Environmental function being performed by ECI, its employees, agents and/or subcontractors.

The most current version of reference documentation must be requested from BellSouth.

ENVIRONMENTAL CATEGORIES	ENVIRONMENTAL ISSUES	ADDRESSED BY THE FOLLOWING DOCUMENTATION
Disposal of hazardous material or other regulated material (e.g., batteries, fluorescent tubes, solvents & cleaning materials)	<p>Compliance with all applicable local, state, & federal laws and regulations</p> <p>Pollution liability insurance</p> <p>EVET approval of contractor</p>	<ul style="list-style-type: none"> • Std T&C 450 • Fact Sheet Series 17000 • Std T&C 660-3 • Approved Environmental Vendor List (Contact E/S Management)
Emergency response	Hazmat/waste release/spill firesafety emergency	<ul style="list-style-type: none"> • Fact Sheet Series 1700 • Building Emergency Operations Plan (EOP) (specific to and located on Premises)
Contract labor/outsourcing for services with environmental implications to be performed on BellSouth Premises (e.g., disposition of hazardous material/waste; maintenance of storage tanks)	<p>Compliance with all applicable local, state, & federal laws and regulations</p> <p>Performance of services in accordance with BST's environmental M&Ps</p> <p>Insurance</p>	<ul style="list-style-type: none"> • Std T&C 450 • Std T&C 450-B • (Contact E/S for copy of appropriate E/S M&Ps.) • Std T&C 660
Transportation of hazardous material	<p>Compliance with all applicable local, state, & federal laws and regulations</p> <p>Pollution liability insurance</p> <p>EVET approval of contractor</p>	<ul style="list-style-type: none"> • Std T&C 450 • Fact Sheet Series 17000 • Std T&C 660-3 • Approved Environmental Vendor List (Contact E/S Management)
<p>Maintenance/operations work which may produce a waste</p> <p>Other maintenance work</p>	<p>Compliance with all application local, state, & federal laws and regulations</p> <p>Protection of BST employees and equipment</p>	<ul style="list-style-type: none"> • Std T&C 450 • 29CFR 1910.147 (OSHA Standard) • 29CFR 1910 Subpart O (OSHA Standard)

Janitorial services	<p>All waste removal and disposal must conform to all applicable federal, state and local regulations</p> <p>All Hazardous Material and Waste</p> <p>Asbestos notification and protection of employees and equipment</p>	<ul style="list-style-type: none"> • P&SM Manager - Procurement • Fact Sheet Series 17000 • GU-BTEN-001BT, Chapter 3 • BSP 010-170-001BS (Hazcom)
Manhole cleaning	<p>Compliance with all applicable local, state, & federal laws and regulations</p> <p>Pollution liability insurance</p> <p>EVET approval of contractor</p>	<ul style="list-style-type: none"> • Std T&C 450 • Fact Sheet 14050 • BSP 620-145-011PR Issue A, August 1996 • Std T&C 660-3 • Approved Environmental Vendor List (Contact E/S Management)
Removing or disturbing building materials that may contain asbestos	Asbestos work practices	<ul style="list-style-type: none"> • GU-BTEN-001BT, Chapter 3

3. DEFINITIONS

Generator. Under RCRA, the person whose act produces a Hazardous Waste, as defined in 40 CFR 261, or whose act first causes a Hazardous Waste to become subject to regulation. The Generator is legally responsible for the proper management and disposal of Hazardous Wastes in accordance with regulations.

Hazardous Chemical. As defined in the U.S. Occupational Safety and Health (OSHA) hazard communication standard (29 CFR 1910.1200), any chemical which is a health hazard or physical hazard.

Hazardous Waste. As defined in section 1004 of RCRA.

Imminent Danger. Any conditions or practices at a facility which are such that a danger exists which could reasonably be expected to cause immediate death or serious harm to people or immediate significant damage to the environment or natural resources.

Spill or Release. As defined in Section 101 of CERCLA.

4. ACRONYMS

E/S – Environmental/Safety

EVET - Environmental Vendor Evaluation Team

DEC/LDEC - Department Environmental Coordinator/Local Department Environmental Coordinator

GU-BTEN-001BT - BellSouth Environmental Methods and Procedures

NESC - National Electrical Safety Codes

P&SM - Property & Services Management

Std. T&C - Standard Terms & Conditions

Interval Matrix

State	Type	Space Availability/Bona Fide Firm Order	Application Response/Price Quote	Construction and Provisioning	
				Ordinary	Extraordinary
Alabama ¹	Cageless	10 Calendar Days	23 Business Days	60 Cal	90 Cal
Florida	Cageless	15 Calendar Days	15 Calendar Days*	90 Cal	NA
Georgia	Cageless	10 Calendar Days	30 Calendar Days	60 Cal	90 Cal
Kentucky ¹	Cageless	10 Calendar Days	23 Business Days	76 Bus.	91 Bus
Louisiana	Cageless	10 Calendar Days*	30 Calendar Days*	90 Cal	120 Cal
Mississippi	Cageless	10 Business Days	30 Business Days*	120 Cal	180Cal
North Carolina ¹	Cageless	10 Calendar Days	23 Business Days	76 Bus.	91 Bus
South Carolina	Cageless	10 Calendar Days	30 Calendar Days*	90 Cal	NA Cal
Tennessee ¹	Cageless	10 Calendar Days	23 Business Days	76 Bus.	91 Bus

* Extended intervals shall apply when multiple applications are submitted.

Note 1: The intervals were set by the FCC's Order in Docket No. 98-147 released February 20, 2001.

The construction and provisioning intervals, as listed for these states, will apply if a forecast is submitted three (3) months prior to the application date. Extended intervals shall apply if the forecast is not received three (3) months in advance.

THREE-MONTH CLEC FORECAST

CLEC NAME _____

DATE _____

STATE	Central Office/City	CAGED Sq. Ft.	CAGELESS # Bays		FRAME TERMINATIONS	CLEC Provided BDFB--Amps Load	BST Provided BDFB---Amps Load	Heat Dissipation BTU/Hour	Entrance Facilities # sheaths & # fibers	Proposed Application Date	NOTES
			Standard Bays*	Non- Standard Bays**							

*Standard bays are defined as racks, bays or cabinets, including equipment and cable, with measurements equal to or less than the following: Width - 26", Depth - 25". The standard height for all collocated equipment bays in BellSouth is 7' 0".

** Any forecast for non-standard cageless bays must include an attachment describing the quantity and width and depth measurements.

Notes: Forecast information will be used for no other purpose than collocation planning.

Forecast with application dates greater than 3 months from the date of submission will not guarantee the reservation of space in the office

Version 4Q01: 12/01/01

requested.

COLLOCATION - Alabama													Attachment: 4		Exhibit: D		
CATEGORY	RATE ELEMENTS		Interim	Zone	BCS	USOC	RATES(\$)					Svc Order Submitted Elec per LSR	Svc Order Submitted Manually per LSR	Incremental Charge - Manual Svc Order vs. Electronic-	Incremental Charge - Manual Svc Order vs. Electronic-	Incremental Charge - Manual Svc Order vs. Electronic-	Incremental Charge - Manual Svc Order vs. Electronic-
								Nonrecurring		Nonrecurring Disconnect				OSS Rates(\$)			
							Rec	First	Add'l	First	Add'l	SOMEK	SOMAN	SOMAN	SOMAN	SOMAN	SOMAN
PHYSICAL COLLOCATION																	
		Physical Collocation - Application Fee - Initial			CLO	PE1BA		3,760.00	3,760.00								
		Physical Collocation - Application Fee - Subsequent			CLO	PE1CA		3,134.00	3,134.00								
		Physical Collocation - Space Preparation - Firm Order Processing	I		CLO	PE1SJ		1,211.00	1,211.00								
		Physical Collocation - Space Preparation - C.O. Modification per square ft.	I		CLO	PE1SK	2.24										
		Physical Collocation - Space Preparation - Common Systems Modification per square ft. - Cageless	I		CLO	PE1SL	3.01										
		Physical Collocation - Space Preparation - Common Systems Modification per Cage	I		CLO	PE1SM	102.16										
		Physical Collocation - Cable Installation			CLO	PE1BD		1,751.00	1,751.00								
		Physical Collocation - Floor Space per Sq. Ft.			CLO	PE1PJ	3.68										
		Physical Collocation - Cable Support Structure			CLO	PE1PM	19.67										
		Physical Collocation - Power -48V DC Power, per Fused Amp	I		CLO	PE1PL	7.14										
		Physical Collocation - Power Reduction, Application Fee	I		CLO	PE1PR		399.51									
		Physical Collocation - 120V, Single Phase Standby Power Rate	I		CLO	PE1FB	5.63										
		Physical Collocation - 240V, Single Phase Standby Power Rate	I		CLO	PE1FD	11.26										
		Physical Collocation - 120V, Three Phase Standby Power Rate	I		CLO	PE1FE	16.89										
		Physical Collocation - 277V, Three Phase Standby Power Rate	I		CLO	PE1FG	38.99										
		Physical Collocation - 2-Wire Cross-Connects			UEANL,UEA,UDN,U DC,UAL,UHL,UCL,U EQ, UDL, UNCVX, UNLDX, UNCNCX	PE1P2	0.031	33.68	31.79								
		Physical Collocation - 4-Wire Cross-Connects			CLO, UAL, UDL, UDN, UEA, UHL, UNCVX, UNCDX, UCL	PE1P4	0.062	33.63	31.67								
		Physical Collocation - DS1 Cross-Connects			CLO,UEANL,UEQ,W DS1L,WDS1S, USL, U1TD1, UXTD1, UNC1X, ULDD1, USLEL, UNLD1, UDL	PE1P1	1.28	52.93	39.87								
		Physical Collocation - DS3 Cross-Connects			CLO, UE3,U1TD3, UXTD3, UXTS1, UNC3X, UNCSX, ULDD3, U1TS1,ULDS1, UNLD3, UDL	PE1P3	16.27	51.99	38.59								
		Physical Collocation - 2-Fiber Cross-Connect			CLO, ULDO3, ULD12, ULD48, U1TO3, U1T12, U1T48, UDLO3, UDL12, UDF	PE1F2	3.23	52.00	38.60								
		Physical Collocation - 4-Fiber Cross-Connect			CLO, ULDO3, ULD12, ULD48, U1TO3, U1T12, U1T48, UDLO3, UDL12, UDF	PE1F4	5.73	64.54	51.14								
		Physical Collocation - Welded Wire Cage - First 100 Sq. Ft.			CLO	PE1BW	178.65										
		Physical Collocation - Welded Wire Cage - Add'l 50 Sq. Ft.			CLO	PE1CW	17.52										
		Physical Collocation - Security Access System - Security System per Central Office			CLO	PE1AX	54.14										

COLLOCATION - Alabama											Attachment: 4		Exhibit: D			
CATEGORY	RATE ELEMENTS	Interi m	Zone	BCS	USOC	RATES(\$)				Svc Order Submitted Elec per LSR	Svc Order Submitted Manually per LSR	Incremental Charge - Manual Svc Order vs. Electronic-	Incremental Charge - Manual Svc Order vs. Electronic-	Incremental Charge - Manual Svc Order vs. Electronic-	Incremental Charge - Manual Svc Order vs. Electronic-	
							Nonrecurring		Nonrecurring Disconnect		OSS Rates(\$)					
						Rec	First	Add'l	First	Add'l	SOMEc	SOMAN	SOMAN	SOMAN	SOMAN	SOMAN
	Physical Collocation - Security Access System - New Access Card Activation, per Card			CLO	PE1A1	0.0607	46.20	46.20	8.72	8.72						
	Physical Collocation-Security Access System-Administrative Change, existing Access Card, per Card			CLO	PE1AA		15.40	15.40								
	Physical Collocation - Security Access System - Replace Lost or Stolen Card, per Card			CLO	PE1AR		45.02	45.02								
	Physical Collocation - Security Access - Initial Key, per Key			CLO	PE1AK		26.19	26.19								
	Physical Collocation - Security Access - Key, Replace Lost or Stolen Key, per Key			CLO	PE1AL		26.19	26.19								
	Physical Collocation - Space Availability Report per premises	I		CLO	PE1SR		2,150.00	2,150.00								
	POT Bay Arrangements prior to 6/1/99 - 2-Wire Cross-Connect, per cross-connect			UEANL,UEA,UDN,U DC,UAL,UHL,UCL,U EQ,CLO,UDL, UNCVX, UNCDX, UNCNX	PE1PE	0.08										
	POT Bay Arrangements prior to 6/1/99 - 4-Wire Cross-Connect, per cross-connect			UEANL,UEA,UDN,U DC,UAL,UHL,UCL,U EQ,CLO, USL, UNCVX, UNCDX	PE1PF	0.17										
	POT Bay Arrangements prior to 6/1/99 - DS1 Cross-Connect, per cross-connect			UEANL,UEA,UDN,U DC,UAL,UHL,UCL,U EQ,CLO,WDS1L,W DS1S, USL, U1TD1, UXTD1, UNC1X, ULDD1, USLEL, UNLD1	PE1PG	0.69										
	POT Bay Arrangements prior to 6/1/99 - DS3 Cross-Connect, per cross-connect			UEANL,UEA,UDN,U DC,UAL,UHL,UCL,U EQ,CLO,UE3, U1TD3, UXTD3, UXTS1, UNC3X, UNCSX, ULDD3, U1TS1, ULDS1, UNLD3, UDL, UDLSX	PE1PH	4.74										
	POT Bay Arrangements prior to 6/1/99 - 2-Fiber Cross-Connect, per cross-connect			UEANL,UEA,UDN,U DC,UAL,UHL,UCL,U EQ,CLO, ULDO3, ULD12, ULD48, U1TO3, U1T12, U1T48, UDLO3, UDL12, UDF	PE1B2	32.02										
	POT Bay Arrangements prior to 6/1/99 - 4-Fiber Cross-Connect, per cross-connect			UEANL,UEA,UDN,U DC,UAL,UHL,UCL,U EQ,CLO, ULDO3, ULD12, ULD48, U1TO3, U1T12, U1T48, UDLO3, UDL12, UDF	PE1B4	40.48										
	Physical Collocation - Request Resend of CFA Information, per CLI			CLO	PE1C9		77.56									
	Collocation Cable Records - per request			CLO	PE1CR		1,518.57		265.99							
	Collocation Cable Records - VG/DS0 Cable, per cable record			CLO	PE1CD		653.83		378.24							
	Collocation Cable Records - VG/DS0 Cable, per each 100 pair			CLO	PE1CO		9.62	9.62	11.79	11.79						
	Collocation Cable Records - DS1, per T1TIE			CLO	PE1C1		4.50	4.50	5.52	5.52						
	Collocation Cable Records - DS3, per T3TIE			CLO	PE1C3		15.75	15.75	19.32	19.32						
	Collocation Cable Records - Fiber Cable, per 99 fiber records			CLO	PE1CB		168.97	168.97	154.25	154.25						
	Physical Collocation - Security Escort - Basic, per Half Hour			CLO,CLORS	PE1BT		33.85	21.45								

COLLOCATION - Alabama												Attachment: 4		Exhibit: D		
CATEGORY	RATE ELEMENTS	Interi m	Zone	BCS	USOC	RATES(\$)				Svc Order Submitted Elec per LSR	Svc Order Submitted Manually per LSR	Incremental Charge - Manual Svc Order vs. Electronic-	Incremental Charge - Manual Svc Order vs. Electronic-	Incremental Charge - Manual Svc Order vs. Electronic-	Incremental Charge - Manual Svc Order vs. Electronic-	
							Nonrecurring		Nonrecurring Disconnect		OSS Rates(\$)					
						Rec	First	Add'l	First	Add'l	SOMECE	SOMAN	SOMAN	SOMAN	SOMAN	SOMAN
	Physical Collocation - Security Escort - Overtime, per Half Hour			CLO,CLORS	PE1OT		44.09	27.71								
	Physical Collocation - Security Escort - Premium, per Half Hour			CLO,CLORS	PE1PT		54.33	33.96								
	Physical Collocation - Co-Carrier Cross Connects - Fiber Cable Support Structure, per cable, per linear ft.			CLO,UDF	PE1ES	0.0011										
	Physical Collocation - Co-Carrier Cross Connects - Copper/Coax Cable Support Structure, per cable, per lin. ft.			CLO, UE3, USL	PE1DS	0.0016										
	Physical Collocation - Co-Carrier Cross Connects - Application Fee, per application			CLO	PE1DT		584.22									
ADJACENT COLLOCATION																
	Adjacent Collocation - Space Charge per Sq. Ft.			CLOAC	PE1JA	0.2542										
	Adjacent Collocation - Electrical Facility Charge per Linear Ft.			CLOAC	PE1JC	5.44										
	Adjacent Collocation - 2-Wire Cross-Connects			CLOAC	PE1P2	0.0598	24.95	23.97	12.80	11.67						
	Adjacent Collocation - 4-Wire Cross-Connects			UEA,UHL,UDL,UCL, CLOAC	PE1P4	0.1196	25.14	24.11	13.18	11.96						
	Adjacent Collocation - DS1 Cross-Connects			USL,CLOAC	PE1P1	1.04	44.19	32.13	12.94	11.82						
	Adjacent Collocation - DS3 Cross-Connects			CLOAC	PE1P3	14.12	41.93	30.69	14.72	12.05						
	Adjacent Collocation - 2-Fiber Cross-Connect			CLOAC	PE1F2	2.39	41.93	30.69	14.72	12.06						
	Adjacent Collocation - 4-Fiber Cross-Connect			CLOAC	PE1F4	4.57	51.14	39.90	18.97	16.30						
	Adjacent Collocation - Application Fee			CLOAC	PE1JB		1,555.00		0.99							
	Adjacent Collocation - 120V, Single Phase Standby Power Rate per AC Breaker Amp			CLOAC	PE1FB	5.39										
	Adjacent Collocation - 240V, Single Phase Standby Power Rate per AC Breaker Amp			CLOAC	PE1FD	10.79										
	Adjacent Collocation - 120V, Three Phase Standby Power Rate per AC Breaker Amp			CLOAC	PE1FE	16.18										
	Adjacent Collocation - 277V, Three Phase Standby Power Rate per AC Breaker Amp			CLOAC	PE1FG	37.37										
PHYSICAL COLLOCATION IN THE REMOTE SITE																
	Physical Collocation in the Remote Site - Application Fee			CLORS	PE1RA		608.17	608.17	323.44	323.44						
	Cabinet Space in the Remote Site per Bay/ Rack			CLORS	PE1RB	224.82										
	Physical Collocation in the Remote Site - Security Access - Key			CLORS	PE1RD		25.88	25.88								
	Physical Collocation in the Remote Site - Space Availability Report per Premises Requested			CLORS	PE1SR		229.02	229.02								
	Physical Collocation in the Remote Site - Remote Site CLLI Code Request, per CLLI Code Requested			CLORS	PE1RE		74.22	74.22								
	Remote Site DLEC Data (BRSD), per Compact Disk, per CO			CLORS	PE1RR		233.38									
PHYSICAL COLLOCATION IN THE REMOTE SITE - ADJACENT																
	Remote Site-Adjacent Collocation - AC Power, per breaker amp			CLORS	PE1RS	6.27										
	Remote Site-Adjacent Collocation - Real Estate, per square foot			CLORS	PE1RT	0.134										
	Remote Site-Adjacent Collocation-Application Fee			CLORS	PE1RU		755.62	755.62								
NOTE: If Security Escort and/or Add'l Engineering Fees become necessary for remote site collocation, the Parties will negotiate appropriate rates.																

COLLOCATION - Florida													Attachment: 4		Exhibit: D		
CATEGORY	RATE ELEMENTS		Interim	Zone	BCS	USOC	RATES(\$)					Svc Order Submitted Elec per LSR	Svc Order Submitted Manually per LSR	Incremental Charge - Manual Svc Order vs. Electronic-	Incremental Charge - Manual Svc Order vs. Electronic-	Incremental Charge - Manual Svc Order vs. Electronic-	Incremental Charge - Manual Svc Order vs. Electronic-
								Nonrecurring		Nonrecurring Disconnect				OSS Rates(\$)			
							Rec	First	Add'l	First	Add'l	SOMEc	SOMAN	SOMAN	SOMAN	SOMAN	SOMAN
PHYSICAL COLLOCATION																	
		Physical Collocation - Application Fee - Initial			CLO	PE1BA		2,597.00		1.01							
		Physical Collocation - Application Fee - Subsequent			CLO	PE1CA		2,236.00									
		Physical Collocation - Space Preparation - Firm Order Processing			CLO	PE1SJ		288.93									
		Physical Collocation - Space Preparation - C.O. Modification per square ft.			CLO	PE1SK	2.38										
		Physical Collocation - Space Preparation - Common Systems Modification per square ft. - Cageless			CLO	PE1SL	2.96										
		Physical Collocation - Space Preparation - Common Systems Modification per Cage			CLO	PE1SM	92.55										
		Physical Collocation - Cable Installation per Cable			CLO	PE1BD		1,750.00		45.16							
		Physical Collocation - Floor Space per Sq. Ft.			CLO	PE1PJ	7.86										
		Physical Collocation - Cable Support Structure			CLO	PE1PM	18.96										
		Physical Collocation - Power, per Fused Amp			CLO	PE1PL	7.80										
		Physical Collocation - Power Reduction, Application Fee	I		CLO	PE1PR	399.43										
		Physical Collocation - 120V, Single Phase Standby Power Rate			CLO	PE1FB	5.56										
		Physical Collocation - 240V, Single Phase Standby Power Rate			CLO	PE1FD	11.14										
		Physical Collocation - 120V, Three Phase Standby Power Rate			CLO	PE1FE	16.70										
		Physical Collocation - 277V, Three Phase Standby Power Rate			CLO	PE1FG	38.57										
		Physical Collocation - 2-Wire Cross-Connects			UEANL,UEA,UDN,UDC,UAL,UHL,UCL,U EQ,UDL,UNCVX, UNLDX,UNCNX	PE1P2	0.0276	8.22	7.22	5.74	4.58						
		Physical Collocation - 4-Wire Cross-Connects			CLO,UAL,UDL, UDN,UEA,UHL, UNCVX,UNCDX, UCL	PE1P4	0.0552	8.42	7.36	5.90	4.66						
		Physical Collocation - DS1 Cross-Connects			CLO,UEANL,UEQ,W DS1L,WDS1S,USL, U1TD1,UXTD1, UNC1X,ULDD1, USLEL,UNLD1, UDL	PE1P1	1.32	27.77	15.52	5.93	4.77						
		Physical Collocation - DS3 Cross-Connects			CLO,UE3,U1TD3, UXTD3,UXTS1, UNC3X,UNC3X, ULDD3, U1TS1,ULDS1, UNLD3,UDL	PE1P3	16.81	25.48	14.05	7.77	5.01						
		Physical Collocation - 2-Fiber Cross-Connect			CLO,ULDO3, ULD12,ULD48, U1TO3,U1T12, U1T48,UDLO3, UDL12,UDF	PE1F2	3.34	41.94	30.52	13.91	11.16						
		Physical Collocation - 4-Fiber Cross-Connect			CLO,ULDO3, ULD12,ULD48, U1TO3,U1T12, U1T48,UDLO3, UDL12,UDF	PE1F4	5.92	51.30	39.87	18.29	15.54						
		Physical Collocation - Welded Wire Cage - First 100 Sq. Ft.			CLO	PE1BW	189.45										
		Physical Collocation - Welded Wire Cage - Add'l 50 Sq. Ft.			CLO	PE1CW	18.58										
		Physical Collocation - Security System Per Central Office Per Assignable Sq. Ft.			CLO	PE1AY	0.0105										

COLLOCATION - Florida											Attachment: 4		Exhibit: D			
CATEGORY	RATE ELEMENTS	Interim	Zone	BCS	USOC	RATES(\$)				Svc Order Submitted Elec per LSR	Svc Order Submitted Manually per LSR	Incremental Charge - Manual Svc Order vs. Electronic-	Incremental Charge - Manual Svc Order vs. Electronic-	Incremental Charge - Manual Svc Order vs. Electronic-	Incremental Charge - Manual Svc Order vs. Electronic-	
						Rec	Nonrecurring		Nonrecurring Disconnect		OSS Rates(\$)					
							First	Add'l	First	Add'l	SOME C	SOMAN	SOMAN	SOMAN	SOMAN	SOMAN
	Physical Collocation - Security Access System - New Access Card Activation, per Card			CLO	PE1A1	0.0577	55.80									
	Physical Collocation-Security Access System-Administrative Change, existing Access Card, per Card			CLO	PE1AA		15.65									
	Physical Collocation - Security Access System - Replace Lost or Stolen Card, per Card			CLO	PE1AR		45.75									
	Physical Collocation - Security Access - Initial Key, per Key			CLO	PE1AK		26.30									
	Physical Collocation - Security Access - Key, Replace Lost or Stolen Key, per Key			CLO	PE1AL		26.30									
	Physical Collocation - Space Availability Report per premises			CLO	PE1SR		2,159.00									
	Physical Collocation - Request Resend of CFA Information, per CLI			CLO	PE1C9		77.54									
	Collocation Cable Records - per request			CLO	PE1CR		1,525.00			267.08						
	Collocation Cable Records - VG/DS0 Cable, per cable record			CLO	PE1CD		656.50			379.78						
	Collocation Cable Records - VG/DS0 Cable, per each 100 pair			CLO	PE1CO		9.66	9.66	11.84	11.84						
	Collocation Cable Records - DS1, per T1TIE			CLO	PE1C1		4.52	4.52	5.54	5.54						
	Collocation Cable Records - DS3, per T3TIE			CLO	PE1C3		15.82	15.82	19.40	19.40						
	Collocation Cable Records - Fiber Cable, per 99 fiber records			CLO	PE1CB		169.67	169.67	154.89	154.89						
	Physical Collocation - Security Escort - Basic, Per Quarter Hour			CLO	PE1BQ		10.89									
	Physical Collocation - Security Escort - Overtime, Per Quarter Hour			CLO	PE1OQ		13.64									
	Physical Collocation - Security Escort - Premium, Per Quarter Hour			CLO	PE1PQ		16.40									
	Physical Collocation - Security Escort - Basic, per Half Hour			CLO,CLORS	PE1BT		33.99	21.54								
	Physical Collocation - Security Escort - Overtime, per Half Hour			CLO,CLORS	PE1OT		44.27	27.82								
	Physical Collocation - Security Escort - Premium, per Half Hour			CLO,CLORS	PE1PT		54.55	34.10								
	Physical Collocation - Co-Carrier Cross Connects - Fiber Cable Support Structure, per cable, per linear ft.			CLO,UDF	PE1ES	0.001										
	Physical Collocation - Co-Carrier Cross Connects - Copper/Coax Cable Support Structure, per cable, per lin. ft.			CLO, UE3, USL	PE1DS	0.0014										
	Physical Collocation - Co-Carrier Cross Connects - Application Fee, per application			CLO	PE1DT		584.11									
ADJACENT COLLOCATION																
	Adjacent Collocation - Space Charge per Sq. Ft.			CLOAC	PE1JA	0.1635										
	Adjacent Collocation - Electrical Facility Charge per Linear Ft.			CLOAC	PE1JC	5.11										
	Adjacent Collocation - 2-Wire Cross-Connects			CLOAC	PE1P2	0.0213	24.68	23.69	11.77	23.79						
	Adjacent Collocation - 4-Wire Cross-Connects			UEA,UHL,UDL,UCL, CLOAC	PE1P4	0.0426	24.88	23.83	12.04	10.80						
	Adjacent Collocation - DS1 Cross-Connects			USL,CLOAC	PE1P1	1.22	44.24	31.98	12.07	10.91						
	Adjacent Collocation - DS3 Cross-Connects			CLOAC	PE1P3	16.56	41.94	30.52	13.91	11.15						
	Adjacent Collocation - 2-Fiber Cross-Connect			CLOAC	PE1F2	2.81	41.94	30.52	13.91	11.16						
	Adjacent Collocation - 4-Fiber Cross-Connect			CLOAC	PE1F4	5.36	51.30	39.87	18.29	15.54						
	Adjacent Collocation - Application Fee			CLOAC	PE1JB		2,785.00		1.01							
	Adjacent Collocation - 120V, Single Phase Standby Power Rate per AC Breaker Amp			CLOAC	PE1FB	5.38										
	Adjacent Collocation - 240V, Single Phase Standby Power Rate per AC Breaker Amp			CLOAC	PE1FD	10.77										
	Adjacent Collocation - 120V, Three Phase Standby Power Rate per AC Breaker Amp			CLOAC	PE1FE	16.15										
	Adjacent Collocation - 277V, Three Phase Standby Power Rate per AC Breaker Amp			CLOAC	PE1FG	37.30										
	Adjacent Collocation - Cable Support Structure per Entrance Cable			CLOAC	PE1PM	18.96										
PHYSICAL COLLOCATION IN THE REMOTE SITE																
	Physical Collocation in the Remote Site - Application Fee			CLORS	PE1RA		617.91		328.81							
	Cabinet Space in the Remote Site per Bay/ Rack			CLORS	PE1RB	219.49										

COLLOCATION - Florida													Attachment: 4		Exhibit: D	
CATEGORY	RATE ELEMENTS		Interim	Zone	BCS	USOC	RATES(\$)			Svc Order Submitted Elec per LSR	Svc Order Submitted Manually per LSR	Incremental Charge - Manual Svc Order vs. Electronic-	Incremental Charge - Manual Svc Order vs. Electronic-	Incremental Charge - Manual Svc Order vs. Electronic-	Incremental Charge - Manual Svc Order vs. Electronic-	
								Nonrecurring		Nonrecurring Disconnect		OSS Rates(\$)				
							Rec	First	Add'l	First	Add'l	SOMEc	SOMAN	SOMAN	SOMAN	SOMAN
		Physical Collocation in the Remote Site - Security Access - Key			CLORS	PE1RD		26.30								
		Physical Collocation in the Remote Site - Space Availability Report per Premises Requested			CLORS	PE1SR		232.69								
		Physical Collocation in the Remote Site - Remote Site CLLI Code Request, per CLLI Code Requested			CLORS	PE1RE		75.41								
		Remote Site DLEC Data (BRSDD), per Compact Disk, per CO			CLORS	PE1RR		233.51								
PHYSICAL COLLOCATION IN THE REMOTE SITE - ADJACENT																
		Remote Site-Adjacent Collocation - AC Power, per breaker amp			CLORS	PE1RS		6.27								
		Remote Site-Adjacent Collocation - Real Estate, per square foot			CLORS	PE1RT		0.134								
		Remote Site-Adjacent Collocation-Application Fee			CLORS	PE1RU		755.62	755.62							
NOTE: If Security Escort and/or Add'l Engineering Fees become necessary for remote site collocation, the Parties will negotiate appropriate rates.																

COLLOCATION - Georgia											Attachment: 4		Exhibit: D				
CATEGORY	RATE ELEMENTS		Interim	Zone	BCS	USOC	RATES(\$)				Svc Order Submitted Elec per LSR	Svc Order Submitted Manually per LSR	Incremental Charge - Manual Svc Order vs. Electronic-	Incremental Charge - Manual Svc Order vs. Electronic-	Incremental Charge - Manual Svc Order vs. Electronic-	Incremental Charge - Manual Svc Order vs. Electronic-	
							Nonrecurring		Nonrecurring Disconnect		OSS Rates(\$)						
							Rec	First	Add'l	First	Add'l	SOMECE	SOMAN	SOMAN	SOMAN	SOMAN	SOMAN
PHYSICAL COLLOCATION																	
		Physical Collocation - Application Fee - Initial			CLO	PE1BA		3,850.00									
		Physical Collocation - Application Fee - Subsequent			CLO	PE1CA		3,130.00	3,130.00								
		Physical Collocation - Space Preparation Fee Per Square Ft.			CLO	PE1SS		100.00	100.00								
		Physical Collocation - Space Preparation - Firm Order Processing			CLO	PE1SJ		1,187.00									
		Physical Collocation - Space Preparation - C.O. Modification per square ft.			CLO	PE1SK	2.02										
		Physical Collocation - Space Preparation - Common Systems Modification per square ft. - Cageless			CLO	PE1SL	2.80										
		Physical Collocation - Space Preparation - Common Systems Modification per Cage			CLO	PE1SM	95.23										
		Physical Collocation - Cable Installation			CLO	PE1BD		2,750.00	2,750.00								
		Physical Collocation - Floor Space per Sq. Ft.			CLO	PE1PJ		7.50									
		Physical Collocation - Floor Space - Zone B per Sq. Ft.			CLO	PE1PK		6.75									
		Physical Collocation - Cable Support Structure			CLO	PE1PM		13.35									
		Physical Collocation - Power -48V DC Power, per Fused Amp			CLO	PE1PL		8.06									
		Physical Collocation - Power Reduction, Application Fee	I		CLO	PE1PR		398.80									
		Physical Collocation - 120V, Single Phase Standby Power Rate	I		CLO	PE1FB		5.52									
		Physical Collocation - 240V, Single Phase Standby Power Rate	I		CLO	PE1FD		11.05									
		Physical Collocation - 120V, Three Phase Standby Power Rate	I		CLO	PE1FE		16.58									
		Physical Collocation - 277V, Three Phase Standby Power Rate	I		CLO	PE1FG		38.27									
		Physical Collocation - 2-Wire Cross-Connects			UEANL,UEA,UDN,U DC,UAL,UHL,UCL,U EQ, UDL, UNCVX, UNLDX, UNCNX	PE1P2		0.30	12.60	12.60							
		Physical Collocation - 4-Wire Cross-Connects			CLO, UAL, UDL, UDN, UEA, UHL, UNCVX, UNCDX, UCL	PE1P4		0.50	12.60	12.60							
		Physical Collocation - DS1 Cross-Connects			CLO,UEANL,UEQ,W DS1L,WDS1S, USL, U1TD1, UXTD1, UNC1X, ULDD1, USLEL, UNLD1, UDL	PE1P1		8.00	155.00	27.00							
		Physical Collocation - DS3 Cross-Connects			CLO, UE3,U1TD3, UXTD3, UXTS1, UNC3X, UNCSX, ULDD3, U1TS1,ULDS1, UNLD3, UDL	PE1P3		72.00	155.00	27.00							
		Physical Collocation - 2-Fiber Cross-Connect			CLO, ULDO3, ULD12, ULD48, U1TO3, U1T12, U1T48, UDLO3, UDL12, UDF	PE1F2		2.86	52.14	38.72							
		Physical Collocation - 4-Fiber Cross-Connect			CLO, ULDO3, ULD12, ULD48, U1TO3, U1T12, U1T48, UDLO3, UDL12, UDF	PE1F4		5.08	64.74	51.31							
		Physical Collocation - Welded Wire Cage - First 100 Sq. Ft.			CLO	PE1BW		161.27									
		Physical Collocation - Welded Wire Cage - Add'l 50 Sq. Ft.			CLO	PE1CW		15.82									

COLLOCATION - Georgia												Attachment: 4		Exhibit: D		
CATEGORY	RATE ELEMENTS	Interim	Zone	BCS	USOC	RATES(\$)				Svc Order Submitted Elec per LSR	Svc Order Submitted Manually per LSR	Incremental Charge - Manual Svc Order vs. Electronic-	Incremental Charge - Manual Svc Order vs. Electronic-	Incremental Charge - Manual Svc Order vs. Electronic-	Incremental Charge - Manual Svc Order vs. Electronic-	
							Nonrecurring		Nonrecurring Disconnect		OSS Rates(\$)					
						Rec	First	Add'l	First	Add'l	SOME C	SOMAN	SOMAN	SOMAN	SOMAN	SOMAN
	Physical Collocation - Security System Per Central Office Per Assignable Sq. Ft.			CLO	PE1AY	0.0172										
	Physical Collocation - Security Access System - New Access Card Activation, per Card	I		CLO	PE1A1	0.0607	46.20	46.20								
	Physical Collocation - Security Access System - New Access Card Deactivation, per Card			CLO	PE1A4		8.72	8.72								
	Physical Collocation-Security Access System-Administrative Change, existing Access Card, per Card	I		CLO	PE1AA		15.40	15.40								
	Physical Collocation - Security Access System - Replace Lost or Stolen Card, per Card	I		CLO	PE1AR		45.02	45.02								
	Physical Collocation - Security Access - Initial Key, per Key			CLO	PE1AK		26.16	26.16								
	Physical Collocation - Security Access - Key, Replace Lost or Stolen Key, per Key			CLO	PE1AL		26.16	26.16								
	Physical Collocation - Space Availability Report per premises	I		CLO	PE1SR		2,148.00	2,148.00								
	POT Bay Arrangements prior to 6/1/99 - 2-Wire Cross-Connect, per cross-connect			UEANL,UEA,UDN,U DC,UAL,UHL,UCL,U EQ,CLO,UDL, UNCVX, UNCDX, UNCNX	PE1PE	0.40										
	POT Bay Arrangements prior to 6/1/99 - 4-Wire Cross-Connect, per cross-connect			UEANL,UEA,UDN,U DC,UAL,UHL,UCL,U EQ,CLO, USL, UNCVX, UNCDX	PE1PF	1.20										
	POT Bay Arrangements prior to 6/1/99 - DS1 Cross-Connect, per cross-connect			UEANL,UEA,UDN,U DC,UAL,UHL,UCL,U EQ,CLO,WDS1L,W DS1S, USL, U1TD1, UXTD1, UNC1X, ULDD1, USLEL, UNLD1	PE1PG	1.20										
	POT Bay Arrangements prior to 6/1/99 - DS3 Cross-Connect, per cross-connect			UEANL,UEA,UDN,U DC,UAL,UHL,UCL,U EQ,CLO,UE3, U1TD3, UXTD3, UXTS1, UNC3X, UNCSX, ULDD3, U1TS1, ULDS1, UNLD3, UDL, UDLSX	PE1PH	8.00										
	POT Bay Arrangements prior to 6/1/99 - 2-Fiber Cross-Connect, per cross-connect			UEANL,UEA,UDN,U DC,UAL,UHL,UCL,U EQ,CLO, ULDO3, ULD12, ULD48, U1TO3, U1T12, U1T48, UDLO3, UDL12, UDF	PE1B2	38.79										
	POT Bay Arrangements prior to 6/1/99 - 4-Fiber Cross-Connect, per cross-connect			UEANL,UEA,UDN,U DC,UAL,UHL,UCL,U EQ,CLO, ULDO3, ULD12, ULD48, U1TO3, U1T12, U1T48, UDLO3, UDL12, UDF	PE1B4	52.31										
	Physical Collocation - Request Resend of CFA Information, per CLI			CLO	PE1C9		77.42									
	Collocation Cable Records - per request			CLO	PE1CR		1,706.00									
	Collocation Cable Records - VG/DS0 Cable, per cable record			CLO	PE1CD		922.38									
	Collocation Cable Records - VG/DS0 Cable, per each 100 pair			CLO	PE1CO		18.00	18.00								
	Collocation Cable Records - DS1, per T1TIE			CLO	PE1C1		8.43	8.43								

COLLOCATION - Georgia											Attachment: 4		Exhibit: D			
CATEGORY	RATE ELEMENTS	Interi m	Zone	BCS	USOC	RATES(\$)				Svc Order Submitted Elec per LSR	Svc Order Submitted Manually per LSR	Incremental Charge - Manual Svc Order vs. Electronic-	Incremental Charge - Manual Svc Order vs. Electronic-	Incremental Charge - Manual Svc Order vs. Electronic-	Incremental Charge - Manual Svc Order vs. Electronic-	
							Nonrecurring		Nonrecurring Disconnect		OSS Rates(\$)					
						Rec	First	Add'l	First	Add'l	SOMEc	SOMAN	SOMAN	SOMAN	SOMAN	SOMAN
	Collocation Cable Records - DS3, per T3TIE			CLO	PE1C3		29.49	29.49								
	Collocation Cable Records - Fiber Cable, per 99 fiber records			CLO	PE1CB		278.61	278.61								
	Physical Collocation - Security Escort - Basic, per Half Hour			CLO,CLORS	PE1BT		41.00	25.00								
	Physical Collocation - Security Escort - Overtime, per Half Hour			CLO,CLORS	PE1OT		48.00	30.00								
	Physical Collocation - Security Escort - Premium, per Half Hour			CLO,CLORS	PE1PT		55.00	35.00								
	Physical Collocation - Co-Carrier Cross Connects - Fiber Cable Support Structure, per cable, per linear ft.			CLO,UDF	PE1ES	0.001										
	Physical Collocation - Co-Carrier Cross Connects - Copper/Coax Cable Support Structure, per cable, per lin. ft.			CLO, UE3, USL	PE1DS	0.0015										
	Physical Collocation - Co-Carrier Cross Connects - Application Fee, per application			CLO	PE1DT		583.18									
ADJACENT COLLOCATION																
	Adjacent Collocation - Space Charge per Sq. Ft.			CLOAC	PE1JA	0.2542										
	Adjacent Collocation - Electrical Facility Charge per Linear Ft.			CLOAC	PE1JC	5.44										
	Adjacent Collocation - 2-Wire Cross-Connects			CLOAC	PE1P2	0.598	24.95	23.97	11.80	10.67						
	Adjacent Collocation - 4-Wire Cross-Connects			UEA,UHL,UDL,UCL, CLOAC	PE1P4	0.1196	25.14	24.11	12.15	10.93						
	Adjacent Collocation - DS1 Cross-Connects			USL,CLOAC	PE1P1	1.04	44.19	32.13	11.93	10.81						
	Adjacent Collocation - DS3 Cross-Connects			CLOAC	PE1P3	14.12	41.93	30.69	13.71	11.04						
	Adjacent Collocation - 2-Fiber Cross-Connect			CLOAC	PE1F2	2.39	41.93	30.69	13.71	11.05						
	Adjacent Collocation - 4-Fiber Cross-Connect			CLOAC	PE1F4	4.57	51.14	39.90	17.96	15.29						
	Adjacent Collocation - Application Fee			CLOAC	PE1JB		1,555.00									
	Adjacent Collocation - 120V, Single Phase Standby Power Rate per AC Breaker Amp			CLOAC	PE1FB	5.39										
	Adjacent Collocation - 240V, Single Phase Standby Power Rate per AC Breaker Amp			CLOAC	PE1FD	10.79										
	Adjacent Collocation - 120V, Three Phase Standby Power Rate per AC Breaker Amp			CLOAC	PE1FE	16.18										
	Adjacent Collocation - 277V, Three Phase Standby Power Rate per AC Breaker Amp			CLOAC	PE1FG	38.27										
	Adjacent Collocation - 240V, Three Phase Standby Power Rate per AC Breaker Amp			CLOAC	PE1JD	37.37										
PHYSICAL COLLOCATION IN THE REMOTE SITE																
	Physical Collocation in the Remote Site - Application Fee			CLORS	PE1RA		608.18	608.17	323.63	323.63						
	Cabinet Space in the Remote Site per Bay/ Rack			CLORS	PE1RB	224.82										
	Physical Collocation in the Remote Site - Security Access - Key			CLORS	PE1RD		25.88	25.88								
	Physical Collocation in the Remote Site - Space Availability Report per Premises Requested			CLORS	PE1SR		229.02	229.02								
	Physical Collocation in the Remote Site - Remote Site CLLI Code Request, per CLLI Code Requested			CLORS	PE1RE		74.22	74.22								
	Remote Site DLEC Data (BRSD), per Compact Disk, per CO			CLORS	PE1RR		232.88									
PHYSICAL COLLOCATION IN THE REMOTE SITE - ADJACENT																
	Remote Site-Adjacent Collocation - AC Power, per breaker amp			CLORS	PE1RS	6.27										
	Remote Site-Adjacent Collocation - Real Estate, per square foot			CLORS	PE1RT	0.134										
	Remote Site-Adjacent Collocation-Application Fee			CLORS	PE1RU		755.62	755.62								
NOTE: If Security Escort and/or Add'l Engineering Fees become necessary for remote site collocation, the Parties will negotiate appropriate rates.																

COLLOCATION - Kentucky														Attachment: 4		Exhibit: D	
CATEGORY	RATE ELEMENTS		Interim	Zone	BCS	USOC	RATES(\$)					Svc Order Submitted Elec per LSR	Svc Order Submitted Manually per LSR	Incremental Charge - Manual Svc Order vs. Electronic-	Incremental Charge - Manual Svc Order vs. Electronic-	Incremental Charge - Manual Svc Order vs. Electronic-	Incremental Charge - Manual Svc Order vs. Electronic-
							Nonrecurring		Nonrecurring Disconnect		OSS Rates(\$)						
							Rec	First	Add'l	First	Add'l	SOMEc	SOMAN	SOMAN	SOMAN	SOMAN	SOMAN
PHYSICAL COLLOCATION																	
		Physical Collocation - Application Fee - Initial			CLO	PE1BA		3,773.54	3,773.54	1.01	1.01						
		Physical Collocation - Application Fee - Subsequent			CLO	PE1CA		3,145.35	3,145.35	1.01	1.01						
		Physical Collocation - Space Preparation - Firm Order Processing			CLO	PE1SJ		1,206.07	1,206.07								
		Physical Collocation - Space Preparation - C.O. Modification per square ft.			CLO	PE1SK	2.32										
		Physical Collocation - Space Preparation - Common Systems Modification per square ft. - Cageless			CLO	PE1SL	3.26										
		Physical Collocation - Space Preparation - Common Systems Modification per Cage			CLO	PE1SM	110.57										
		Physical Collocation - Cable Installation			CLO	PE1BD		1,729.11		45.16							
		Physical Collocation - Floor Space per Sq. Ft.			CLO	PE1PJ	7.99										
		Physical Collocation - Cable Support Structure			CLO	PE1PM	19.86										
		Physical Collocation - Power -48V DC Power, per Fused Amp			CLO	PE1PL	8.06										
		Physical Collocation - Power Reduction, Application Fee	I		CLO	PE1PR		399.50									
		Physical Collocation - 120V, Single Phase Standby Power Rate			CLO	PE1FB	5.44										
		Physical Collocation - 240V, Single Phase Standby Power Rate			CLO	PE1FD	10.88										
		Physical Collocation - 120V, Three Phase Standby Power Rate			CLO	PE1FE	16.32										
		Physical Collocation - 277V, Three Phase Standby Power Rate			CLO	PE1FG	37.68										
		Physical Collocation - 2-Wire Cross-Connects			UEANL,UEA,UDN,U DC,UAL,UHL,UCL,U EQ,UDL,UNCVX, UNLDX,UNCNX	PE1P2	0.0333	24.68	23.68	12.14	10.95						
		Physical Collocation - 4-Wire Cross-Connects			CLO, UAL, UDL, UDN, UEA, UHL, UNCVX, UNCDX, UCL	PE1P4	0.0665	24.88	23.82	12.77	11.46						
		Physical Collocation - DS1 Cross-Connects			CLO,UEANL,UEQ,W DS1L,WDS1S, USL, U1TD1, UXTD1, UNC1X, ULDD1, USLEL, UNLD1, UDL	PE1P1	1.48	44.23	31.98	12.81	11.57						
		Physical Collocation - DS3 Cross-Connects			CLO, UE3,U1TD3, UXTD3, UXTS1, UNC3X, UNCSX, ULDD3, U1TS1,ULDS1, UNLD3, UDL	PE1P3	18.89	41.93	30.51	14.75	11.83						
		Physical Collocation - 2-Fiber Cross-Connect			CLO, ULDO3, ULD12, ULD48, U1TO3, U1T12, U1T48, UDLO3, UDL12, UDF	PE1F2	3.75	41.93	30.51	14.76	11.84						
		Physical Collocation - 4-Fiber Cross-Connect			CLO, ULDO3, ULD12, ULD48, U1TO3, U1T12, U1T48, UDLO3, UDL12, UDF	PE1F4	6.65	51.29	39.87	19.41	16.49						
		Physical Collocation - Welded Wire Cage - First 100 Sq. Ft.			CLO	PE1BW	184.97										
		Physical Collocation - Welded Wire Cage - Add'l 50 Sq. Ft.			CLO	PE1CW	18.14										
		Physical Collocation - Security Access System - Security System per Central Office			CLO	PE1AX	76.10										

COLLOCATION - Kentucky

CATEGORY		RATE ELEMENTS	Interim	Zone	BCS	USOC	RATES(\$)				Svc Order Submitted Elec per LSR	Svc Order Submitted Manually per LSR	Incremental Charge - Manual Svc Order vs. Electronic-	Incremental Charge - Manual Svc Order vs. Electronic-	Incremental Charge - Manual Svc Order vs. Electronic-	Incremental Charge - Manual Svc Order vs. Electronic-
							Nonrecurring		Nonrecurring Disconnect		OSS Rates(\$)					
						Rec	First	Add'l	First	Add'l	SOMEc	SOMAN	SOMAN	SOMAN	SOMAN	SOMAN
		Physical Collocation - Security Access System - New Access Card Activation, per Card			CLO	PE1A1	0.058	55.79	55.79							
		Physical Collocation-Security Access System-Administrative Change, existing Access Card, per Card			CLO	PE1AA		15.64	15.64							
		Physical Collocation - Security Access System - Replace Lost or Stolen Card, per Card			CLO	PE1AR		45.74	45.74							
		Physical Collocation - Security Access - Initial Key, per Key			CLO	PE1AK		26.29	26.29							
		Physical Collocation - Security Access - Key, Replace Lost or Stolen Key, per Key			CLO	PE1AL		26.29	26.29							
		Physical Collocation - Space Availability Report per premises			CLO	PE1SR		2,158.67	2,158.67							
		POT Bay Arrangements prior to 6/1/99 - 2-Wire Cross-Connect, per cross-connect			UEANL,UEA,UDN,U DC,UAL,UHL,UCL,U EQ,CLO,UDL, UNCVX, UNCDX, UNCNX	PE1PE	0.113									
		POT Bay Arrangements prior to 6/1/99 - 4-Wire Cross-Connect, per cross-connect			UEANL,UEA,UDN,U DC,UAL,UHL,UCL,U EQ,CLO, USL, UNCVX, UNCDX	PE1PF	0.23									
		POT Bay Arrangements prior to 6/1/99 - DS1 Cross-Connect, per cross-connect			UEANL,UEA,UDN,U DC,UAL,UHL,UCL,U EQ,CLO,WDS1L,W DS1S, USL, U1TD1, UXTD1, UNC1X, ULDD1, USLEL, UNLD1	PE1PG	1.60									
		POT Bay Arrangements prior to 6/1/99 - DS3 Cross-Connect, per cross-connect			UEANL,UEA,UDN,U DC,UAL,UHL,UCL,U EQ,CLO,UE3, U1TD3, UXTD3, UXTS1, UNC3X, UNCSX, ULDD3, U1TS1, ULDS1, UNLD3, UDL, UDLSX	PE1PH	14.23									
		POT Bay Arrangements prior to 6/1/99 - 2-Fiber Cross-Connect, per cross-connect			UEANL,UEA,UDN,U DC,UAL,UHL,UCL,U EQ,CLO, ULDO3, ULD12, ULD48, U1TO3, U1T12, U1T48, UDLO3, UDL12, UDF	PE1B2	48.57									
		POT Bay Arrangements prior to 6/1/99 - 4-Fiber Cross-Connect, per cross-connect			UEANL,UEA,UDN,U DC,UAL,UHL,UCL,U EQ,CLO, ULDO3, ULD12, ULD48, U1TO3, U1T12, U1T48, UDLO3, UDL12, UDF	PE1B4	65.50									
		Physical Collocation - Request Resend of CFA Information, per CLI			CLO	PE1C9		77.55								
		Collocation Cable Records - per request			CLO	PE1CR		1,524.45		267.02						
		Collocation Cable Records - VG/DS0 Cable, per cable record			CLO	PE1CD		656.37		379.70						
		Collocation Cable Records - VG/DS0 Cable, per each 100 pair			CLO	PE1CO		9.65	9.65	11.84	11.84					
		Collocation Cable Records - DS1, per T1TIE			CLO	PE1C1		4.52	4.52	5.54	5.54					
		Collocation Cable Records - DS3, per T3TIE			CLO	PE1C3		15.81	15.81	19.39	19.39					
		Collocation Cable Records - Fiber Cable, per 99 fiber records			CLO	PE1CB		169.63	169.63	154.85	154.85					
		Physical Collocation - Security Escort - Basic, per Half Hour			CLO,CLORS	PE1BT		33.98	21.53							

COLLOCATION - Kentucky												Attachment: 4		Exhibit: D		
CATEGORY	RATE ELEMENTS	Interi m	Zone	BCS	USOC	RATES(\$)					Svc Order Submitted Elec per LSR	Svc Order Submitted Manually per LSR	Incremental Charge - Manual Svc Order vs. Electronic-	Incremental Charge - Manual Svc Order vs. Electronic-	Incremental Charge - Manual Svc Order vs. Electronic-	Incremental Charge - Manual Svc Order vs. Electronic-
							Nonrecurring		Nonrecurring Disconnect		OSS Rates(\$)					
						Rec	First	Add'l	First	Add'l	SOME C	SOMAN	SOMAN	SOMAN	SOMAN	SOMAN
	Physical Collocation - Security Escort - Overtime, per Half Hour			CLO,CLORS	PE1OT		44.26	27.81								
	Physical Collocation - Security Escort - Premium, per Half Hour			CLO,CLORS	PE1PT		54.54	34.09								
	Physical Collocation - Co-Carrier Cross Connects - Fiber Cable Support Structure, per cable, per linear ft.			CLO,UDF	PE1ES	0.0012										
	Physical Collocation - Co-Carrier Cross Connects - Copper/Coax Cable Support Structure, per cable, per lin. ft.			CLO, UE3, USL	PE1DS	0.0018										
	Physical Collocation - Co-Carrier Cross Connects - Application Fee, per application			CLO	PE1DT		584.20									
ADJACENT COLLOCATION																
	Adjacent Collocation - Space Charge per Sq. Ft.			CLOAC	PE1JA	0.0173										
	Adjacent Collocation - Electrical Facility Charge per Linear Ft.			CLOAC	PE1JC	5.35										
	Adjacent Collocation - 2-Wire Cross-Connects			CLOAC	PE1P2	0.0258	24.68	23.68	12.14	10.95						
	Adjacent Collocation - 4-Wire Cross-Connects			UEA,UHL,UDL,UCL, CLOAC	PE1P4	0.0515	24.88	23.82	12.77	11.46						
	Adjacent Collocation - DS1 Cross-Connects			USL,CLOAC	PE1P1	1.37	44.23	31.98	12.81	11.57						
	Adjacent Collocation - DS3 Cross-Connects			CLOAC	PE1P3	18.61	41.93	30.51	14.75	11.83						
	Adjacent Collocation - 2-Fiber Cross-Connect			CLOAC	PE1F2	3.15	41.93	30.51	14.76	11.84						
	Adjacent Collocation - 4-Fiber Cross-Connect			CLOAC	PE1F4	6.02	51.29	39.87	19.41	16.49						
	Adjacent Collocation - Application Fee			CLOAC	PE1JB		3,165.50		1.01							
	Adjacent Collocation - 120V, Single Phase Standby Power Rate per AC Breaker Amp			CLOAC	PE1FB	5.44										
	Adjacent Collocation - 240V, Single Phase Standby Power Rate per AC Breaker Amp			CLOAC	PE1FD	10.88										
	Adjacent Collocation - 120V, Three Phase Standby Power Rate per AC Breaker Amp			CLOAC	PE1FE	16.32										
	Adjacent Collocation - 277V, Three Phase Standby Power Rate per AC Breaker Amp			CLOAC	PE1FG	37.68										
PHYSICAL COLLOCATION IN THE REMOTE SITE																
	Physical Collocation in the Remote Site - Application Fee			CLORS	PE1RA		617.78		338.89							
	Cabinet Space in the Remote Site per Bay/ Rack			CLORS	PE1RB	219.67										
	Physical Collocation in the Remote Site - Security Access - Key			CLORS	PE1RD		26.29									
	Physical Collocation in the Remote Site - Space Availability Report per Premises Requested			CLORS	PE1SR		232.64									
	Physical Collocation in the Remote Site - Remote Site CLLI Code Request, per CLLI Code Requested			CLORS	PE1RE		75.40									
	Remote Site DLEC Data (BRSD), per Compact Disk, per CO			CLORS	PE1RR		233.42									
PHYSICAL COLLOCATION IN THE REMOTE SITE - ADJACENT																
	Remote Site-Adjacent Collocation - AC Power, per breaker amp			CLORS	PE1RS	6.27										
	Remote Site-Adjacent Collocation - Real Estate, per square foot			CLORS	PE1RT	0.134										
	Remote Site-Adjacent Collocation-Application Fee			CLORS	PE1RU		755.62	755.62								
NOTE: If Security Escort and/or Add'l Engineering Fees become necessary for remote site collocation, the Parties will negotiate appropriate rates.																

COLLOCATION - Louisiana													Attachment: 4		Exhibit: D	
CATEGORY	RATE ELEMENTS		Interi m	Zone	BCS	USOC	RATES(\$)				Svc Order Submitted Elec per LSR	Svc Order Submitted Manually per LSR	Incremental Charge - Manual Svc Order vs. Electronic-	Incremental Charge - Manual Svc Order vs. Electronic-	Incremental Charge - Manual Svc Order vs. Electronic-	Incremental Charge - Manual Svc Order vs. Electronic-
								Nonrecurring		Nonrecurring Disconnect		OSS Rates(\$)				
							Rec	First	Add'l	First	Add'l	SOMEc	SOMAN	SOMAN	SOMAN	SOMAN
PHYSICAL COLLOCATION																
		Physical Collocation - Application Fee - Initial			CLO	PE1BA		1,837.24								
		Physical Collocation - Application Fee - Subsequent			CLO	PE1CA		1,533.41								
		Physical Collocation - Space Preparation - Firm Order Processing			CLO	PE1SJ		583.33								
		Physical Collocation - Space Preparation - C.O. Modification per square ft.			CLO	PE1SK	2.31									
		Physical Collocation - Space Preparation - Common Systems Modification per square ft. - Cageless			CLO	PE1SL	2.70									
		Physical Collocation - Space Preparation - Common Systems Modification per Cage			CLO	PE1SM	91.60									
		Physical Collocation - Cable Installation			CLO	PE1BD		841.54	841.54							
		Physical Collocation - Floor Space per Sq. Ft.			CLO	PE1PJ	5.30									
		Physical Collocation - Cable Support Structure			CLO	PE1PM	18.31									
		Physical Collocation - Power -48V DC Power, per Fused Amp	I		CLO	PE1PL	8.32									
		Physical Collocation - Power Reduction, Application Fee	I		CLO	PE1PR		398.88								
		Physical Collocation - 120V, Single Phase Standby Power Rate			CLO	PE1FB	5.45									
		Physical Collocation - 240V, Single Phase Standby Power Rate			CLO	PE1FD	10.92									
		Physical Collocation - 120V, Three Phase Standby Power Rate			CLO	PE1FE	16.37									
		Physical Collocation - 277V, Three Phase Standby Power Rate			CLO	PE1FG	37.80									
		Physical Collocation - 2-Wire Cross-Connects			UEANL,UEA,UDN,U DC,UAL,UHL,UCL,U EQ,UDL,UNCVX, UNLDX,UNCNX	PE1P2	0.0318	11.94	11.46							
		Physical Collocation - 4-Wire Cross-Connects			CLO,UAL,UDL, UDN,UEA,UHL, UNCVX,UNCDX, UCL	PE1P4	0.0636	12.04	11.53							
		Physical Collocation - DS1 Cross-Connects			CLO,UEANL,UEQ,W DS1L,WDS1S,USL, U1TD1,UXTD1, UNC1X,ULDD1, USLEL,UNLD1, UDL	PE1P1	1.04	21.39	15.47							
		Physical Collocation - DS3 Cross-Connects			CLO,UE3,U1TD3, UXTD3,UXTS1, UNC3X,UNCSX, ULDD3, U1TS1,ULDS1, UNLD3,UDL	PE1P3	13.21	20.28	14.76							
		Physical Collocation - 2-Fiber Cross-Connect			CLO,ULDO3, ULD12,ULD48, U1TO3,U1T12, U1T48,UDLO3, UDL12,UDF	PE1F2	2.62	20.28	14.76							
		Physical Collocation - 4-Fiber Cross-Connect			CLO,ULDO3, ULD12,ULD48, U1TO3,U1T12, U1T48,UDLO3, UDL12,UDF	PE1F4	4.65	24.81	19.29							
		Physical Collocation - Welded Wire Cage - First 100 Sq. Ft.			CLO	PE1BW	184.50									
		Physical Collocation - Welded Wire Cage - Add'l 50 Sq. Ft.			CLO	PE1CW	18.10									
		Physical Collocation - Security System Per Central Office Per Assignable Sq. Ft.			CLO	PE1AY	0.0224									

COLLOCATION - Louisiana												Attachment: 4		Exhibit: D		
CATEGORY	RATE ELEMENTS	Interim	Zone	BCS	USOC	RATES(\$)					Svc Order Submitted Elec per LSR	Svc Order Submitted Manually per LSR	Incremental Charge - Manual Svc Order vs. Electronic-	Incremental Charge - Manual Svc Order vs. Electronic-	Incremental Charge - Manual Svc Order vs. Electronic-	Incremental Charge - Manual Svc Order vs. Electronic-
							Nonrecurring		Nonrecurring Disconnect				OSS Rates(\$)			
						Rec	First	Add'l	First	Add'l	SOMEc	SOMAN	SOMAN	SOMAN	SOMAN	SOMAN
	Physical Collocation - Security Access System - New Access Card Activation, per Card			CLO	PE1A1	0.0579	27.50									
	Physical Collocation-Security Access System-Administrative Change, existing Access Card, per Card			CLO	PE1AA		7.74	7.74								
	Physical Collocation - Security Access System - Replace Lost or Stolen Card, per Card			CLO	PE1AR		22.64	22.64								
	Physical Collocation - Security Access - Initial Key, per Key			CLO	PE1AK		13.01	13.01								
	Physical Collocation - Security Access - Key, Replace Lost or Stolen Key, per Key			CLO	PE1AL		13.01	13.01								
	Physical Collocation - Space Availability Report per premises			CLO	PE1SR		1,044.07	1,044.07								
	POT Bay Arrangements prior to 6/1/99 - 2-Wire Cross-Connect, per cross-connect			UEANL,UEA,UDN,U DC,UAL,UHL,UCL,U EQ,CLO,UDL, UNCVX, UNCDX, UNCNX	PE1PE	0.079										
	POT Bay Arrangements prior to 6/1/99 - 4-Wire Cross-Connect, per cross-connect			UEANL,UEA,UDN,U DC,UAL,UHL,UCL,U EQ,CLO, USL, UNCVX, UNCDX	PE1PF	0.158										
	POT Bay Arrangements prior to 6/1/99 - DS1 Cross-Connect, per cross-connect			UEANL,UEA,UDN,U DC,UAL,UHL,UCL,U EQ,CLO,WDS1L,W DS1S, USL, U1TD1, UXTD1, UNC1X, ULDD1, USLEL, UNLD1	PE1PG	1.12										
	POT Bay Arrangements prior to 6/1/99 - DS3 Cross-Connect, per cross-connect			UEANL,UEA,UDN,U DC,UAL,UHL,UCL,U EQ,CLO,UE3, U1TD3, UXTD3, UXTS1, UNC3X, UNCSX, ULDD3, U1TS1, ULDS1, UNLD3, UDL, UDLSX	PE1PH	9.95										
	POT Bay Arrangements prior to 6/1/99 - 2-Fiber Cross-Connect, per cross-connect			UEANL,UEA,UDN,U DC,UAL,UHL,UCL,U EQ,CLO, ULDO3, ULD12, ULD48, U1TO3, U1T12, U1T48, UDLO3, UDL12, UDF	PE1B2	33.96										
	POT Bay Arrangements prior to 6/1/99 - 4-Fiber Cross-Connect, per cross-connect			UEANL,UEA,UDN,U DC,UAL,UHL,UCL,U EQ,CLO, ULDO3, ULD12, ULD48, U1TO3, U1T12, U1T48, UDLO3, UDL12, UDF	PE1B4	45.80										
	Physical Collocation - Request Resend of CFA Information, per CLI			CLO	PE1C9		77.43									
	Collocation Cable Records - per request			CLO	PE1CR	10.97										
	Collocation Cable Records - VG/DS0 Cable, per cable record			CLO	PE1CD	5.29										
	Collocation Cable Records - VG/DS0 Cable, per each 100 pair			CLO	PE1CO	0.08										
	Collocation Cable Records - DS1, per T1TIE			CLO	PE1C1	0.04										
	Collocation Cable Records - DS3, per T3TIE			CLO	PE1C3	0.13										
	Collocation Cable Records - Fiber Cable, per 99 fiber records			CLO	PE1CB	1.37										
	Physical Collocation - Security Escort - Basic, per Half Hour			CLO,CLORS	PE1BT		16.44	10.42								

COLLOCATION - Louisiana												Attachment: 4		Exhibit: D		
CATEGORY	RATE ELEMENTS	Interi m	Zone	BCS	USOC	RATES(\$)				Svc Order Submitted Elec per LSR	Svc Order Submitted Manually per LSR	Incremental Charge - Manual Svc Order vs. Electronic-	Incremental Charge - Manual Svc Order vs. Electronic-	Incremental Charge - Manual Svc Order vs. Electronic-	Incremental Charge - Manual Svc Order vs. Electronic-	
							Nonrecurring		Nonrecurring Disconnect		OSS Rates(\$)					
						Rec	First	Add'l	First	Add'l	SOME C	SOMAN	SOMAN	SOMAN	SOMAN	SOMAN
	Physical Collocation - Security Escort - Overtime, per Half Hour			CLO,CLORS	PE1OT		21.41	13.45								
	Physical Collocation - Security Escort - Premium, per Half Hour			CLO,CLORS	PE1PT		26.38	16.49								
	Physical Collocation - Co-Carrier Cross Connects - Fiber Cable Support Structure, per cable, per linear ft.			CLO,UDF	PE1ES	0.001										
	Physical Collocation - Co-Carrier Cross Connects - Copper/Coax Cable Support Structure, per cable, per lin. ft.			CLO, UE3, USL	PE1DS	0.0015										
	Physical Collocation - Co-Carrier Cross Connects - Application Fee, per application			CLO	PE1DT		583.30									
ADJACENT COLLOCATION																
	Adjacent Collocation - Space Charge per Sq. Ft.			CLOAC	PE1JA	0.0552										
	Adjacent Collocation - Electrical Facility Charge per Linear Ft.			CLOAC	PE1JC	5.61										
	Adjacent Collocation - 2-Wire Cross-Connects			CLOAC	PE1P2	0.0245	11.94	11.46								
	Adjacent Collocation - 4-Wire Cross-Connects			UEA,UHL,UDL,UCL, CLOAC	PE1P4	0.0491	12.04	11.53								
	Adjacent Collocation - DS1 Cross-Connects			USL,CLOAC	PE1P1	0.9605	21.39	15.47								
	Adjacent Collocation - DS3 Cross-Connects			CLOAC	PE1P3	13.01	20.28	14.76								
	Adjacent Collocation - 2-Fiber Cross-Connect			CLOAC	PE1F2	2.20	20.28	14.76								
	Adjacent Collocation - 4-Fiber Cross-Connect			CLOAC	PE1F4	4.21	24.81	19.29								
	Adjacent Collocation - Application Fee			CLOAC	PE1JB		1,543.20									
	Adjacent Collocation - 120V, Single Phase Standby Power Rate per AC Breaker Amp			CLOAC	PE1FB	5.45										
	Adjacent Collocation - 240V, Single Phase Standby Power Rate per AC Breaker Amp			CLOAC	PE1FD	10.92										
	Adjacent Collocation - 120V, Three Phase Standby Power Rate per AC Breaker Amp			CLOAC	PE1FE	16.37										
	Adjacent Collocation - 277V, Three Phase Standby Power Rate per AC Breaker Amp			CLOAC	PE1FG	37.80										
PHYSICAL COLLOCATION IN THE REMOTE SITE																
	Physical Collocation in the Remote Site - Application Fee			CLORS	PE1RA		298.80	298.80								
	Cabinet Space in the Remote Site per Bay/ Rack			CLORS	PE1RB	225.39										
	Physical Collocation in the Remote Site - Security Access - Key			CLORS	PE1RD		13.01	13.01								
	Physical Collocation in the Remote Site - Space Availability Report per Premises Requested			CLORS	PE1SR		112.52	112.52								
	Physical Collocation in the Remote Site - Remote Site CLLI Code Request, per CLLI Code Requested			CLORS	PE1RE		36.47	36.47								
	Remote Site DLEC Data (BRSDD), per Compact Disk, per CO			CLORS	PE1RR		233.21									
PHYSICAL COLLOCATION IN THE REMOTE SITE - ADJACENT																
	Remote Site-Adjacent Collocation - AC Power, per breaker amp			CLORS	PE1RS	6.27										
	Remote Site-Adjacent Collocation - Real Estate, per square foot			CLORS	PE1RT	0.134										
	Remote Site-Adjacent Collocation-Application Fee			CLORS	PE1RU		755.62	755.62								
NOTE: If Security Escort and/or Add'l Engineering Fees become necessary for remote site collocation, the Parties will negotiate appropriate rates.																

COLLOCATION - Mississippi													Attachment: 4		Exhibit: D		
CATEGORY	RATE ELEMENTS		Interim	Zone	BCS	USOC	RATES(\$)					Svc Order Submitted Elec per LSR	Svc Order Submitted Manually per LSR	Incremental Charge - Manual Svc Order vs. Electronic-	Incremental Charge - Manual Svc Order vs. Electronic-	Incremental Charge - Manual Svc Order vs. Electronic-	Incremental Charge - Manual Svc Order vs. Electronic-
								Nonrecurring		Nonrecurring Disconnect				OSS Rates(\$)			
							Rec	First	Add'l	First	Add'l	SOMEc	SOMAN	SOMAN	SOMAN	SOMAN	SOMAN
PHYSICAL COLLOCATION																	
		Physical Collocation - Application Fee - Initial			CLO	PE1BA		1,890.38		0.051							
		Physical Collocation - Application Fee - Subsequent			CLO	PE1CA		1,575.69		0.51							
		Physical Collocation - Space Preparation - Firm Order Processing	I		CLO	PE1SJ		604.19									
		Physical Collocation - Space Preparation - C.O. Modification per square ft.	I		CLO	PE1SK	2.30										
		Physical Collocation - Space Preparation - Common Systems Modification per square ft. - Cageless	I		CLO	PE1SL	2.52										
		Physical Collocation - Space Preparation - Common Systems Modification per Cage	I		CLO	PE1SM	85.67										
		Physical Collocation - Cable Installation			CLO	PE1BD		926.27	926.27	22.62							
		Physical Collocation - Floor Space per Sq. Ft.			CLO	PE1PJ	5.74										
		Physical Collocation - Cable Support Structure			CLO	PE1PM	17.42										
		Physical Collocation - Power -48V DC Power, per Fused Amp	I		CLO	PE1PL	7.33										
		Physical Collocation - Power Reduction, Application Fee	I		CLO	PE1PR	398.76										
		Physical Collocation - 120V, Single Phase Standby Power Rate	I		CLO	PE1FB	5.29										
		Physical Collocation - 240V, Single Phase Standby Power Rate	I		CLO	PE1FD	10.58										
		Physical Collocation - 120V, Three Phase Standby Power Rate	I		CLO	PE1FE	15.87										
		Physical Collocation - 277V, Three Phase Standby Power Rate	I		CLO	PE1FG	36.65										
		Physical Collocation - 2-Wire Cross-Connects			UEANL,UEA,UDN,U DC,UAL,UHL,UCL,U EQ, UDL, UNCVX, UNLDX, UNCNX	PE1P2	0.0288	12.37	11.87	6.04	5.45						
		Physical Collocation - 4-Wire Cross-Connects			CLO, UAL, UDL, UDN, UEA, UHL, UNCVX, UNCDX, UCL	PE1P4	0.0576	12.47	11.94	6.59	5.91						
		Physical Collocation - DS1 Cross-Connects			CLO,UEANL,UEQ,W DS1L,WDS1S, USL, U1TD1, UXTD1, UNC1X, ULDD1, USLEL, UNLD1, UDL	PE1P1	1.14	22.16	16.02	6.60	5.97						
		Physical Collocation - DS3 Cross-Connects			CLO, UE3,U1TD3, UXTD3, UXTS1, UNC3X, UNCSX, ULDD3, U1TS1,ULDS1, UNLD3, UDL	PE1P3	14.49	21.01	15.29	7.61	6.10						
		Physical Collocation - 2-Fiber Cross-Connect			CLO, ULDO3, ULD12, ULD48, U1TO3, U1T12, U1T48, UDLO3, UDL12, UDF	PE1F2	2.87	21.01	15.29	7.61	6.10						
		Physical Collocation - 4-Fiber Cross-Connect			CLO, ULDO3, ULD12, ULD48, U1TO3, U1T12, U1T48, UDLO3, UDL12, UDF	PE1F4	5.10	25.70	19.97	10.01	8.50						
		Physical Collocation - Welded Wire Cage - First 100 Sq. Ft.			CLO	PE1BW	183.20										
		Physical Collocation - Welded Wire Cage - Add'l 50 Sq. Ft.			CLO	PE1CW	17.97										
		Physical Collocation - Security Access System - Security System per Central Office	I		CLO	PE1AX	75.23										

COLLOCATION - Mississippi												Attachment: 4		Exhibit: D		
CATEGORY	RATE ELEMENTS	Interi m	Zone	BCS	USOC	RATES(\$)					Svc Order Submitted Elec per LSR	Svc Order Submitted Manually per LSR	Incremental Charge - Manual Svc Order vs. Electronic-	Incremental Charge - Manual Svc Order vs. Electronic-	Incremental Charge - Manual Svc Order vs. Electronic-	Incremental Charge - Manual Svc Order vs. Electronic-
							Nonrecurring		Nonrecurring Disconnect		OSS Rates(\$)					
						Rec	First	Add'l	First	Add'l	SOMEc	SOMAN	SOMAN	SOMAN	SOMAN	SOMAN
	Physical Collocation - Security Access System - New Access Card Activation, per Card	I		CLO	PE1A1	0.0576	27.95	27.95								
	Physical Collocation-Security Access System-Administrative Change, existing Access Card, per Card	I		CLO	PE1AA		7.84	7.84								
	Physical Collocation - Security Access System - Replace Lost or Stolen Card, per Card			CLO	PE1AR		22.91	22.91								
	Physical Collocation - Security Access - Initial Key, per Key			CLO	PE1AK		13.17	13.17								
	Physical Collocation - Security Access - Key, Replace Lost or Stolen Key, per Key			CLO	PE1AL		13.17	13.17								
	Physical Collocation - Space Availability Report per premises	I		CLO	PE1SR		1,081.40	1,081.40								
	POT Bay Arrangements prior to 6/1/99 - 2-Wire Cross-Connect, per cross-connect			UEANL,UEA,UDN,U DC,UAL,UHL,UCL,U EQ,CLO,UDL, UNCVX, UNCDX, UNCNX	PE1PE	0.0867										
	POT Bay Arrangements prior to 6/1/99 - 4-Wire Cross-Connect, per cross-connect			UEANL,UEA,UDN,U DC,UAL,UHL,UCL,U EQ,CLO, USL, UNCVX, UNCDX	PE1PF	0.1734										
	POT Bay Arrangements prior to 6/1/99 - DS1 Cross-Connect, per cross-connect			UEANL,UEA,UDN,U DC,UAL,UHL,UCL,U EQ,CLO,WDS1L,W DS1S, USL, U1TD1, UXTD1, UNC1X, ULDD1, USLEL, UNLD1	PE1PG	1.22										
	POT Bay Arrangements prior to 6/1/99 - DS3 Cross-Connect, per cross-connect			UEANL,UEA,UDN,U DC,UAL,UHL,UCL,U EQ,CLO,UE3, U1TD3, UXTD3, UXTS1, UNC3X, UNCSX, ULDD3, U1TS1, ULDS1, UNLD3, UDL, UDLSX	PE1PH	10.91										
	POT Bay Arrangements prior to 6/1/99 - 2-Fiber Cross-Connect, per cross-connect			UEANL,UEA,UDN,U DC,UAL,UHL,UCL,U EQ,CLO, ULDO3, ULD12, ULD48, U1TO3, U1T12, U1T48, UDLO3, UDL12, UDF	PE1B2	37.26										
	POT Bay Arrangements prior to 6/1/99 - 4-Fiber Cross-Connect, per cross-connect			UEANL,UEA,UDN,U DC,UAL,UHL,UCL,U EQ,CLO, ULDO3, ULD12, ULD48, U1TO3, U1T12, U1T48, UDLO3, UDL12, UDF	PE1B4	50.24										
	Physical Collocation - Request Resend of CFA Information, per CLI			CLO	PE1C9		77.41									
	Collocation Cable Records - per request			CLO	PE1CR		763.69		133.77							
	Collocation Cable Records - VG/DS0 Cable, per cable record			CLO	PE1CD		328.81		190.22							
	Collocation Cable Records - VG/DS0 Cable, per each 100 pair			CLO	PE1CO		4.84	4.84	5.93	5.93						
	Collocation Cable Records - DS1, per T1TIE			CLO	PE1C1		2.27	2.27	2.78	2.78						
	Collocation Cable Records - DS3, per T3TIE			CLO	PE1C3		7.92	7.92	9.72	9.72						
	Collocation Cable Records - Fiber Cable, per 99 fiber records			CLO	PE1CB		84.98	84.98	77.58	77.58						
	Physical Collocation - Security Escort - Basic, per Half Hour			CLO,CLORS	PE1BT		17.02	10.79								

COLLOCATION - Mississippi												Attachment: 4		Exhibit: D		
CATEGORY	RATE ELEMENTS	Interi m	Zone	BCS	USOC	RATES(\$)					Svc Order Submitted Elec per LSR	Svc Order Submitted Manually per LSR	Incremental Charge - Manual Svc Order vs. Electronic-	Incremental Charge - Manual Svc Order vs. Electronic-	Incremental Charge - Manual Svc Order vs. Electronic-	Incremental Charge - Manual Svc Order vs. Electronic-
							Nonrecurring		Nonrecurring Disconnect		OSS Rates(\$)					
						Rec	First	Add'l	First	Add'l	SOME C	SOMAN	SOMAN	SOMAN	SOMAN	SOMAN
	Physical Collocation - Security Escort - Overtime, per Half Hour			CLO,CLORS	PE1OT		22.17	13.94								
	Physical Collocation - Security Escort - Premium, per Half Hour			CLO,CLORS	PE1PT		27.32	17.08								
	Physical Collocation - Co-Carrier Cross Connects - Fiber Cable Support Structure, per cable, per linear ft.			CLO,UDF	PE1ES	0.001										
	Physical Collocation - Co-Carrier Cross Connects - Copper/Coax Cable Support Structure, per cable, per lin. ft.			CLO, UE3, USL	PE1DS	0.0015										
	Physical Collocation - Co-Carrier Cross Connects - Application Fee, per application			CLO	PE1DT		583.13									
ADJACENT COLLOCATION																
	Adjacent Collocation - Space Charge per Sq. Ft.			CLOAC	PE1JA	0.0678										
	Adjacent Collocation - Electrical Facility Charge per Linear Ft.			CLOAC	PE1JC	4.68										
	Adjacent Collocation - 2-Wire Cross-Connects			CLOAC	PE1P2	0.0223	12.37	11.87	6.04	5.45						
	Adjacent Collocation - 4-Wire Cross-Connects			UEA,UHL,UDL,UCL, CLOAC	PE1P4	0.0446	12.47	11.94	6.59	5.91						
	Adjacent Collocation - DS1 Cross-Connects			USL,CLOAC	PE1P1	1.05	22.16	16.02	6.60	5.97						
	Adjacent Collocation - DS3 Cross-Connects			CLOAC	PE1P3	14.27	21.01	15.29	7.61	6.10						
	Adjacent Collocation - 2-Fiber Cross-Connect			CLOAC	PE1F2	2.42	21.01	15.29	7.61	6.10						
	Adjacent Collocation - 4-Fiber Cross-Connect			CLOAC	PE1F4	4.62	25.70	19.97	10.01	8.50						
	Adjacent Collocation - Application Fee			CLOAC	PE1JB		1,585.83		0.51							
	Adjacent Collocation - 120V, Single Phase Standby Power Rate per AC Breaker Amp			CLOAC	PE1FB	5.29										
	Adjacent Collocation - 240V, Single Phase Standby Power Rate per AC Breaker Amp			CLOAC	PE1FD	10.58										
	Adjacent Collocation - 120V, Three Phase Standby Power Rate per AC Breaker Amp			CLOAC	PE1FE	15.87										
	Adjacent Collocation - 277V, Three Phase Standby Power Rate per AC Breaker Amp			CLOAC	PE1FG	36.65										
PHYSICAL COLLOCATION IN THE REMOTE SITE																
	Physical Collocation in the Remote Site - Application Fee			CLORS	PE1RA		309.48		168.63							
	Cabinet Space in the Remote Site per Bay/ Rack			CLORS	PE1RB	210.05										
	Physical Collocation in the Remote Site - Security Access - Key			CLORS	PE1RD		13.17	13.17								
	Physical Collocation in the Remote Site - Space Availability Report per Premises Requested			CLORS	PE1SR		116.54	116.54								
	Physical Collocation in the Remote Site - Remote Site CLLI Code Request, per CLLI Code Requested			CLORS	PE1RE		37.77	37.77								
	Remote Site DLEC Data (BRSD), per Compact Disk, per CO			CLORS	PE1RR		233.14									
PHYSICAL COLLOCATION IN THE REMOTE SITE - ADJACENT																
	Remote Site-Adjacent Collocation - AC Power, per breaker amp			CLORS	PE1RS	6.27										
	Remote Site-Adjacent Collocation - Real Estate, per square foot			CLORS	PE1RT	0.134										
	Remote Site-Adjacent Collocation-Application Fee			CLORS	PE1RU		755.62	755.62								
NOTE: If Security Escort and/or Add'l Engineering Fees become necessary for remote site collocation, the Parties will negotiate appropriate rates.																

COLLOCATION - North Carolina											Attachment: 4		Exhibit: D				
CATEGORY	RATE ELEMENTS		Interi m	Zone	BCS	USOC	RATES(\$)				Svc Order Submitted Elec per LSR	Svc Order Submitted Manually per LSR	Incremental Charge - Manual Svc Order vs. Electronic-	Incremental Charge - Manual Svc Order vs. Electronic-	Incremental Charge - Manual Svc Order vs. Electronic-	Incremental Charge - Manual Svc Order vs. Electronic-	
							Nonrecurring		Nonrecurring Disconnect		OSS Rates(\$)						
							Rec	First	Add'l	First	Add'l	SOMEK	SOMAN	SOMAN	SOMAN	SOMAN	SOMAN
PHYSICAL COLLOCATION																	
		Physical Collocation - Application Fee - Initial	I		CLO	PE1BA		3,850.00	3,850.00								
		Physical Collocation - Application Fee - Subsequent			CLO	PE1CA		3,119.00	3,119.00								
		Physical Collocation - Space Preparation - C.O. Modification per square ft.	I		CLO	PE1SK	1.57										
		Physical Collocation - Space Preparation - Common Systems Modification per square ft. - Cageless	I		CLO	PE1SL	3.26										
		Physical Collocation - Space Preparation - Common Systems Modification per Cage	I		CLO	PE1SM	110.79										
		Space Preparation Fees - Power Per Nominal -48V Dc Amp	I		CLO	PEIFH	5.76										
		Physical Collocation - Cable Installation	I		CLO	PE1BD		2,305.00	2,305.00								
		Physical Collocation - Floor Space per Sq. Ft.	I		CLO	PE1PJ	3.45										
		Physical Collocation - Cable Support Structure	I		CLO	PE1PM	21.33										
		Physical Collocation - Power -48V DC Power, per Fused Amp	I		CLO	PE1PL	8.50										
		Physical Collocation - Power Reduction, Application Fee	I		CLO	PE1PR		399.13									
		Physical Collocation - 120V, Single Phase Standby Power Rate	I		CLO	PE1FB	5.50										
		Physical Collocation - 240V, Single Phase Standby Power Rate	I		CLO	PE1FD	11.01										
		Physical Collocation - 120V, Three Phase Standby Power Rate	I		CLO	PE1FE	16.51										
		Physical Collocation - 277V, Three Phase Standby Power Rate	I		CLO	PE1FG	38.12										
		Physical Collocation - 2-Wire Cross-Connects	I		UEANL,UEA,UDN,U DC,UAL,UHL,UCL,U EQ,UDL,UNCVX, UNLDX,UNCNX	PE1P2	0.32	41.78	39.23								
		Physical Collocation - 4-Wire Cross-Connects	I		CLO,UAL,UDL, UDN,UEA,UHL, UNCVX,UNCDX, UCL	PE1P4	0.64	41.91	39.25								
		Physical Collocation - DS1 Cross-Connects	I		CLO,UEANL,UEQ,W DS1L,WDS1S,USL, U1TD1,UXTD1, UNC1X,ULDD1, USLEL,UNLD1, UDL	PE1P1	2.34	71.02	51.08								
		Physical Collocation - DS3 Cross-Connects	I		CLO,UE3,U1TD3, UXTD3,UXTS1, UNC3X,UNCSX, ULDD3, U1TS1,ULDS1, UNLD3,UDL	PE1P3	42.84	69.84	49.43								
		Physical Collocation - 2-Fiber Cross-Connect	I		CLO,ULDO3, ULD12,ULD48, U1TO3,U1T12, U1T48,UDLO3, UDL12,UDF	PE1F2	2.94	51.97	38.59								
		Physical Collocation - 4-Fiber Cross-Connect	I		CLO,ULDO3, ULD12,ULD48, U1TO3,U1T12, U1T48,UDLO3, UDL12,UDF	PE1F4	5.62	64.53	51.15								
		Physical Collocation - Welded Wire Cage - First 100 Sq. Ft.	I		CLO	PE1BW	102.76										
		Physical Collocation - Welded Wire Cage - Add'l 50 Sq. Ft.	I		CLO	PE1CW	10.44										
		Physical Collocation - Security Access System - Security System per Central Office	I		CLO	PE1AX	41.03										

COLLOCATION - North Carolina												Attachment: 4		Exhibit: D		
CATEGORY	RATE ELEMENTS	Interim	Zone	BCS	USOC	RATES(\$)					Svc Order Submitted Elec per LSR	Svc Order Submitted Manually per LSR	Incremental Charge - Manual Svc Order vs. Electronic-	Incremental Charge - Manual Svc Order vs. Electronic-	Incremental Charge - Manual Svc Order vs. Electronic-	Incremental Charge - Manual Svc Order vs. Electronic-
							Nonrecurring		Nonrecurring Disconnect		OSS Rates(\$)					
						Rec	First	Add'l	First	Add'l	SOMEc	SOMAN	SOMAN	SOMAN	SOMAN	SOMAN
	Physical Collocation - Security Access System - New Access Card Activation, per Card	I		CLO	PE1A1	0.062	55.30	55.30								
	Physical Collocation-Security Access System-Administrative Change, existing Access Card, per Card	I		CLO	PE1AA		15.51	15.51								
	Physical Collocation - Security Access System - Replace Lost or Stolen Card, per Card			CLO	PE1AR		45.34	45.34								
	Physical Collocation - Security Access - Initial Key, per Key			CLO	PE1AK		26.18	26.18								
	Physical Collocation - Security Access - Key, Replace Lost or Stolen Key, per Key			CLO	PE1AL		26.18	26.18								
	Physical Collocation - Space Availability Report per premises	I		CLO	PE1SR		2,140.00	2,140.00								
	POT Bay Arrangements prior to 6/1/99 - 2-Wire Cross-Connect, per cross-connect			UEANL,UEA,UDN,U DC,UAL,UHL,UCL,U EQ,CLO,UDL, UNCVX, UNCDX, UNCNX	PE1PE	0.10										
	POT Bay Arrangements prior to 6/1/99 - 4-Wire Cross-Connect, per cross-connect			UEANL,UEA,UDN,U DC,UAL,UHL,UCL,U EQ,CLO, USL, UNCVX, UNCDX	PE1PF	0.19										
	POT Bay Arrangements prior to 6/1/99 - DS1 Cross-Connect, per cross-connect			UEANL,UEA,UDN,U DC,UAL,UHL,UCL,U EQ,CLO,WDS1L,W DS1S, USL, U1TD1, UXTD1, UNC1X, ULDD1, USLEL, UNLD1	PE1PG	0.79										
	POT Bay Arrangements prior to 6/1/99 - DS3 Cross-Connect, per cross-connect			UEANL,UEA,UDN,U DC,UAL,UHL,UCL,U EQ,CLO,UE3, U1TD3, UXTD3, UXTS1, UNC3X, UNCSX, ULDD3, U1TS1, ULDS1, UNLD3, UDL, UDLSX	PE1PH	4.85										
	POT Bay Arrangements prior to 6/1/99 - 2-Fiber Cross-Connect, per cross-connect			UEANL,UEA,UDN,U DC,UAL,UHL,UCL,U EQ,CLO, ULDO3, ULD12, ULD48, U1TO3, U1T12, U1T48, UDLO3, UDL12, UDF	PE1B2	45.30										
	POT Bay Arrangements prior to 6/1/99 - 4-Fiber Cross-Connect, per cross-connect			UEANL,UEA,UDN,U DC,UAL,UHL,UCL,U EQ,CLO, ULDO3, ULD12, ULD48, U1TO3, U1T12, U1T48, UDLO3, UDL12, UDF	PE1B4	61.09										
	Physical Collocation - Request Resend of CFA Information, per CLI			CLO	PE1C9		77.48									
	Collocation Cable Records - per request			CLO	PE1CR		1,707.00									
	Collocation Cable Records - VG/DS0 Cable, per cable record			CLO	PE1CD		923.08									
	Collocation Cable Records - VG/DS0 Cable, per each 100 pair			CLO	PE1CO		18.02	18.02								
	Collocation Cable Records - DS1, per T1TIE			CLO	PE1C1		8.43	8.43								
	Collocation Cable Records - DS3, per T3TIE			CLO	PE1C3		29.51	29.51								
	Collocation Cable Records - Fiber Cable, per 99 fiber records			CLO	PE1CB		278.82	278.82								
	Physical Collocation - Security Escort - Basic, per Half Hour			CLO,CLORS	PE1BT		42.92	25.56								

COLLOCATION - North Carolina												Attachment: 4		Exhibit: D		
CATEGORY	RATE ELEMENTS	Interi m	Zone	BCS	USOC	RATES(\$)				Svc Order Submitted Elec per LSR	Svc Order Submitted Manually per LSR	Incremental Charge - Manual Svc Order vs. Electronic-	Incremental Charge - Manual Svc Order vs. Electronic-	Incremental Charge - Manual Svc Order vs. Electronic-	Incremental Charge - Manual Svc Order vs. Electronic-	
							Nonrecurring		Nonrecurring Disconnect		OSS Rates(\$)					
						Rec	First	Add'l	First	Add'l	SOME C	SOMAN	SOMAN	SOMAN	SOMAN	SOMAN
	Physical Collocation - Security Escort - Overtime, per Half Hour			CLO,CLORS	PE1OT		54.51	32.44								
	Physical Collocation - Security Escort - Premium, per Half Hour			CLO,CLORS	PE1PT		66.10	39.32								
	Physical Collocation - Co-Carrier Cross Connects - Fiber Cable Support Structure, per cable, per linear ft.			CLO,UDF	PE1ES	0.0018										
	Physical Collocation - Co-Carrier Cross Connects - Copper/Coax Cable Support Structure, per cable, per lin. ft.			CLO, UE3, USL	PE1DS	0.0027										
	Physical Collocation - Co-Carrier Cross Connects - Application Fee, per application			CLO	PE1DT		583.66									
ADJACENT COLLOCATION																
	Adjacent Collocation - Space Charge per Sq. Ft.			CLOAC	PE1JA	0.179										
	Adjacent Collocation - Electrical Facility Charge per Linear Ft.			CLOAC	PE1JC	5.96										
	Adjacent Collocation - 2-Wire Cross-Connects			CLOAC	PE1P2	0.32	41.78	39.23								
	Adjacent Collocation - 4-Wire Cross-Connects			UEA,UHL,UDL,UCL, CLOAC	PE1P4	0.64	41.91	39.25								
	Adjacent Collocation - DS1 Cross-Connects			USL,CLOAC	PE1P1	2.34	71.02	51.08								
	Adjacent Collocation - DS3 Cross-Connects			CLOAC	PE1P3	42.84	69.84	49.43								
	Adjacent Collocation - 2-Fiber Cross-Connect			CLOAC	PE1F2	2.94	51.97	38.59								
	Adjacent Collocation - 4-Fiber Cross-Connect			CLOAC	PE1F4	5.62	64.53	51.15								
	Adjacent Collocation - Application Fee			CLOAC	PE1JB		3,153.00									
	Adjacent Collocation - 120V, Single Phase Standby Power Rate per AC Breaker Amp			CLOAC	PE1FB	5.50										
	Adjacent Collocation - 240V, Single Phase Standby Power Rate per AC Breaker Amp			CLOAC	PE1FD	11.01										
	Adjacent Collocation - 120V, Three Phase Standby Power Rate per AC Breaker Amp			CLOAC	PE1FE	16.51										
	Adjacent Collocation - 277V, Three Phase Standby Power Rate per AC Breaker Amp			CLOAC	PE1FG	38.12										
PHYSICAL COLLOCATION IN THE REMOTE SITE																
	Physical Collocation in the Remote Site - Application Fee			CLORS	PE1RA		865.34	865.34								
	Cabinet Space in the Remote Site per Bay/ Rack			CLORS	PE1RB	254.02										
	Physical Collocation in the Remote Site - Security Access - Key			CLORS	PE1RD		26.06	26.06								
	Physical Collocation in the Remote Site - Space Availability Report per Premises Requested			CLORS	PE1SR		230.60	230.60								
	Physical Collocation in the Remote Site - Remote Site CLLI Code Request, per CLLI Code Requested			CLORS	PE1RE		74.74	74.74								
	Remote Site DLEC Data (BRSDD), per Compact Disk, per CO			CLORS	PE1RR		232.94									
PHYSICAL COLLOCATION IN THE REMOTE SITE - ADJACENT																
	Remote Site-Adjacent Collocation - AC Power, per breaker amp			CLORS	PE1RS	6.27										
	Remote Site-Adjacent Collocation - Real Estate, per square foot			CLORS	PE1RT	0.134										
	Remote Site-Adjacent Collocation-Application Fee			CLORS	PE1RU		755.62	755.62								
NOTE: If Security Escort and/or Add'l Engineering Fees become necessary for remote site collocation, the Parties will negotiate appropriate rates.																

COLLOCATION - South Carolina														Attachment: 4		Exhibit: D	
CATEGORY	RATE ELEMENTS			Interim	Zone	BCS	USOC	RATES(\$)				Svc Order Submitted Elec per LSR	Svc Order Submitted Manually per LSR	Incremental Charge - Manual Svc Order vs. Electronic-	Incremental Charge - Manual Svc Order vs. Electronic-	Incremental Charge - Manual Svc Order vs. Electronic-	Incremental Charge - Manual Svc Order vs. Electronic-
								Rec	First	Add'l	First	Add'l	SOMEc	SOMAN	SOMAN	SOMAN	SOMAN
PHYSICAL COLLOCATION																	
		Physical Collocation - Application Fee - Initial				CLO	PE1BA		1,883.67	1,883.67	0.51	0.51					
		Physical Collocation - Application Fee - Subsequent				CLO	PE1CA		1,570.10	1,570.10	0.51	0.51					
		Physical Collocation - Space Preparation - Firm Order Processing				CLO	PE1SJ		602.05	602.05							
		Physical Collocation - Space Preparation - C.O. Modification per square ft.				CLO	PE1SK	2.75									
		Physical Collocation - Space Preparation - Common Systems Modification per square ft. - Cageless				CLO	PE1SL	3.24									
		Physical Collocation - Space Preparation - Common Systems Modification per Cage				CLO	PE1SM	110.16									
		Physical Collocation - Cable Installation				CLO	PE1BD		794.22	794.22	22.54	22.54					
		Physical Collocation - Floor Space per Sq. Ft.				CLO	PE1PJ	3.95									
		Physical Collocation - Cable Support Structure				CLO	PE1PM	21.33									
		Physical Collocation - Power -48V DC Power, per Fused Amp				CLO	PE1PL	9.19									
		Physical Collocation - Power Reduction, Application Fee	I			CLO	PE1PR	400.33									
		Physical Collocation - 120V, Single Phase Standby Power Rate				CLO	PE1FB	5.67									
		Physical Collocation - 240V, Single Phase Standby Power Rate				CLO	PE1FD	11.36									
		Physical Collocation - 120V, Three Phase Standby Power Rate				CLO	PE1FE	17.03									
		Physical Collocation - 277V, Three Phase Standby Power Rate				CLO	PE1FG	39.33									
		Physical Collocation - 2-Wire Cross-Connects				UEANL,UEA,UDN,U DC,UAL,UHL,UCL,U EQ, UDL, UNCVX, UNLDX, UNCNX	PE1P2	0.0341	12.32	11.83	6.04	5.45					
		Physical Collocation - 4-Wire Cross-Connects				CLO, UAL, UDL, UDN, UEA, UHL, UNCVX, UNCDX, UCL	PE1P4	0.0682	12.42	11.90	6.40	5.74					
		Physical Collocation - DS1 Cross-Connects				CLO,UEANL,UEQ,W DS1L,WDS1S, USL, U1TD1, UXTD1, UNC1X, ULDD1, USLEL, UNLD1, UDL	PE1P1	1.12	22.08	15.96	6.42	5.80					
		Physical Collocation - DS3 Cross-Connects				CLO, UE3,U1TD3, UXTD3, UXTS1, UNC3X, UNCSX, ULDD3, U1TS1,ULDS1, UNLD3, UDL	PE1P3	14.21	20.94	15.23	7.39	5.93					
		Physical Collocation - 2-Fiber Cross-Connect				CLO, ULDO3, ULD12, ULD48, U1TO3, U1T12, U1T48, UDLO3, UDL12, UDF	PE1F2	2.82	20.94	15.23	7.40	5.93					
		Physical Collocation - 4-Fiber Cross-Connect				CLO, ULDO3, ULD12, ULD48, U1TO3, U1T12, U1T48, UDLO3, UDL12, UDF	PE1F4	5.01	25.61	19.90	9.73	8.26					
		Physical Collocation - Welded Wire Cage - First 100 Sq. Ft.				CLO	PE1BW	219.19									
		Physical Collocation - Welded Wire Cage - Add'l 50 Sq. Ft.				CLO	PE1CW	21.50									
		Physical Collocation - Security Access System - Security System per Central Office				CLO	PE1AX	74.72									

COLLOCATION - South Carolina												Attachment: 4		Exhibit: D		
CATEGORY	RATE ELEMENTS	Interim	Zone	BCS	USOC	RATES(\$)					Svc Order Submitted Elec per LSR	Svc Order Submitted Manually per LSR	Incremental Charge - Manual Svc Order vs. Electronic-	Incremental Charge - Manual Svc Order vs. Electronic-	Incremental Charge - Manual Svc Order vs. Electronic-	Incremental Charge - Manual Svc Order vs. Electronic-
							Nonrecurring		Nonrecurring Disconnect		OSS Rates(\$)					
						Rec	First	Add'l	First	Add'l	SOMEc	SOMAN	SOMAN	SOMAN	SOMAN	SOMAN
	Physical Collocation - Security Access System - New Access Card Activation, per Card			CLO	PE1A1	0.0601	27.85	27.85								
	Physical Collocation-Security Access System-Administrative Change, existing Access Card, per Card			CLO	PE1AA		7.81	7.81								
	Physical Collocation - Security Access System - Replace Lost or Stolen Card, per Card			CLO	PE1AR		22.83	22.83								
	Physical Collocation - Security Access - Initial Key, per Key			CLO	PE1AK		13.13	13.13								
	Physical Collocation - Security Access - Key, Replace Lost or Stolen Key, per Key			CLO	PE1AL		13.13	13.13								
	Physical Collocation - Space Availability Report per premises			CLO	PE1SR		1,077.57	1,077.57								
	POT Bay Arrangements prior to 6/1/99 - 2-Wire Cross-Connect, per cross-connect			UEANL,UEA,UDN,U DC,UAL,UHL,UCL,U EQ,CLO,UDL, UNCVX, UNCDX, UNCNX	PE1PE	0.085										
	POT Bay Arrangements prior to 6/1/99 - 4-Wire Cross-Connect, per cross-connect			UEANL,UEA,UDN,U DC,UAL,UHL,UCL,U EQ,CLO, USL, UNCVX, UNCDX	PE1PF	0.1701										
	POT Bay Arrangements prior to 6/1/99 - DS1 Cross-Connect, per cross-connect			UEANL,UEA,UDN,U DC,UAL,UHL,UCL,U EQ,CLO,WDS1L,W DS1S, USL, U1TD1, UXTD1, UNC1X, ULDD1, USLEL, UNLD1	PE1PG	1.20										
	POT Bay Arrangements prior to 6/1/99 - DS3 Cross-Connect, per cross-connect			UEANL,UEA,UDN,U DC,UAL,UHL,UCL,U EQ,CLO,UE3, U1TD3, UXTD3, UXTS1, UNC3X, UNCSX, ULDD3, U1TS1, ULDS1, UNLD3, UDL, UDLSX	PE1PH	10.71										
	POT Bay Arrangements prior to 6/1/99 - 2-Fiber Cross-Connect, per cross-connect			UEANL,UEA,UDN,U DC,UAL,UHL,UCL,U EQ,CLO, ULDO3, ULD12, ULD48, U1TO3, U1T12, U1T48, UDLO3, UDL12, UDF	PE1B2	36.55										
	POT Bay Arrangements prior to 6/1/99 - 4-Fiber Cross-Connect, per cross-connect			UEANL,UEA,UDN,U DC,UAL,UHL,UCL,U EQ,CLO, ULDO3, ULD12, ULD48, U1TO3, U1T12, U1T48, UDLO3, UDL12, UDF	PE1B4	49.29										
	Physical Collocation - Request Resend of CFA Information, per CLI			CLO	PE1C9		77.71									
	Collocation Cable Records - per request			CLO	PE1CR		760.98		133.29							
	Collocation Cable Records - VG/DS0 Cable, per cable record			CLO	PE1CD		327.65		189.54							
	Collocation Cable Records - VG/DS0 Cable, per each 100 pair			CLO	PE1CO		4.82	4.82	5.91	5.91						
	Collocation Cable Records - DS1, per T1TIE			CLO	PE1C1		2.26	2.26	2.77	2.77						
	Collocation Cable Records - DS3, per T3TIE			CLO	PE1C3		7.90	7.90	9.68	9.68						
	Collocation Cable Records - Fiber Cable, per 99 fiber records			CLO	PE1CB		84.68	84.68	77.30	77.30						
	Physical Collocation - Security Escort - Basic, per Half Hour			CLO,CLORS	PE1BT		16.96	10.75								

COLLOCATION - South Carolina											Attachment: 4		Exhibit: D			
CATEGORY	RATE ELEMENTS	Interi m	Zone	BCS	USOC	RATES(\$)				Svc Order Submitted Elec per LSR	Svc Order Submitted Manually per LSR	Incremental Charge - Manual Svc Order vs. Electronic-	Incremental Charge - Manual Svc Order vs. Electronic-	Incremental Charge - Manual Svc Order vs. Electronic-	Incremental Charge - Manual Svc Order vs. Electronic-	
							Nonrecurring		Nonrecurring Disconnect		OSS Rates(\$)					
						Rec	First	Add'l	First	Add'l	SOME C	SOMAN	SOMAN	SOMAN	SOMAN	SOMAN
	Physical Collocation - Security Escort - Overtime, per Half Hour			CLO,CLORS	PE1OT		22.10	13.89								
	Physical Collocation - Security Escort - Premium, per Half Hour			CLO,CLORS	PE1PT		27.23	17.02								
	Physical Collocation - Co-Carrier Cross Connects - Fiber Cable Support Structure, per cable, per linear ft.			CLO,UDF	PE1ES	0.001										
	Physical Collocation - Co-Carrier Cross Connects - Copper/Coax Cable Support Structure, per cable, per lin. ft.			CLO, UE3, USL	PE1DS	0.0015										
	Physical Collocation - Co-Carrier Cross Connects - Application Fee, per application			CLO	PE1DT		584.42									
ADJACENT COLLOCATION																
	Adjacent Collocation - Space Charge per Sq. Ft.			CLOAC	PE1JA	0.0939										
	Adjacent Collocation - Electrical Facility Charge per Linear Ft.			CLOAC	PE1JC	6.40										
	Adjacent Collocation - 2-Wire Cross-Connects			CLOAC	PE1P2	0.0264	12.32	11.83	6.04	5.45						
	Adjacent Collocation - 4-Wire Cross-Connects			UEA,UHL,UDL,UCL, CLOAC	PE1P4	0.0527	12.42	11.90	6.40	5.74						
	Adjacent Collocation - DS1 Cross-Connects			USL,CLOAC	PE1P1	1.03	22.08	15.96	6.42	5.80						
	Adjacent Collocation - DS3 Cross-Connects			CLOAC	PE1P3	14.00	20.94	15.23	7.39	5.93						
	Adjacent Collocation - 2-Fiber Cross-Connect			CLOAC	PE1F2	2.37	20.94	15.23	7.40	5.93						
	Adjacent Collocation - 4-Fiber Cross-Connect			CLOAC	PE1F4	4.53	25.61	19.90	9.73	8.26						
	Adjacent Collocation - Application Fee			CLOAC	PE1JB		1,580.20		0.51							
	Adjacent Collocation - 120V, Single Phase Standby Power Rate per AC Breaker Amp			CLOAC	PE1FB	5.67										
	Adjacent Collocation - 240V, Single Phase Standby Power Rate per AC Breaker Amp			CLOAC	PE1FD	11.36										
	Adjacent Collocation - 120V, Three Phase Standby Power Rate per AC Breaker Amp			CLOAC	PE1FE	17.03										
	Adjacent Collocation - 277V, Three Phase Standby Power Rate per AC Breaker Amp			CLOAC	PE1FG	39.33										
PHYSICAL COLLOCATION IN THE REMOTE SITE																
	Physical Collocation in the Remote Site - Application Fee			CLORS	PE1RA		308.38	308.38	168.60	168.60						
	Cabinet Space in the Remote Site per Bay/ Rack			CLORS	PE1RB	246.44										
	Physical Collocation in the Remote Site - Security Access - Key			CLORS	PE1RD		13.13	13.13								
	Physical Collocation in the Remote Site - Space Availability Report per Premises Requested			CLORS	PE1SR		116.13	116.13								
	Physical Collocation in the Remote Site - Remote Site CLLI Code Request, per CLLI Code Requested			CLORS	PE1RE		37.64	37.64								
	Remote Site DLEC Data (BRSD), per Compact Disk, per CO			CLORS	PE1RR		234.50									
PHYSICAL COLLOCATION IN THE REMOTE SITE - ADJACENT																
	Remote Site-Adjacent Collocation - AC Power, per breaker amp			CLORS	PE1RS	6.27										
	Remote Site-Adjacent Collocation - Real Estate, per square foot			CLORS	PE1RT	0.134										
	Remote Site-Adjacent Collocation-Application Fee			CLORS	PE1RU		755.62	755.62								
NOTE: If Security Escort and/or Add'l Engineering Fees become necessary for remote site collocation, the Parties will negotiate appropriate rates.																

COLLOCATION - Tennessee											Attachment: 4		Exhibit: D				
CATEGORY		RATE ELEMENTS	Interim	Zone	BCS	USOC	RATES(\$)				Svc Order Submitted Elec per LSR	Svc Order Submitted Manually per LSR	Incremental Charge - Manual Svc Order vs. Electronic-	Incremental Charge - Manual Svc Order vs. Electronic-	Incremental Charge - Manual Svc Order vs. Electronic-	Incremental Charge - Manual Svc Order vs. Electronic-	
							Rec	Nonrecurring First	Add'l	Nonrecurring Disconnect First	Add'l	SOME C	SOMAN	SOMAN	SOMAN	SOMAN	SOMAN
PHYSICAL COLLOCATION																	
		Physical Collocation - Application Fee - Initial			CLO	PE1BA		3,767.00	3,767.00								
		Physical Collocation - Application Fee - Subsequent			CLO	PE1CA		3,140.00	3,140.00								
		Physical Collocation - Space Preparation - Firm Order Processing	I		CLO	PE1SJ		1,204.00	1,204.00								
		Physical Collocation - Space Preparation - C.O. Modification per square ft.	I		CLO	PE1SK	2.74										
		Physical Collocation - Space Preparation - Common Systems Modification per square ft. - Cageless	I		CLO	PE1SL	2.95										
		Physical Collocation - Space Preparation - Common Systems Modification per Cage	I		CLO	PE1SM	100.14										
		Physical Collocation - Cable Installation			CLO	PE1BD		1,757.00	1,757.00								
		Physical Collocation - Floor Space per Sq. Ft.			CLO	PE1PJ	6.75										
		Physical Collocation - Cable Support Structure			CLO	PE1PM	19.80										
		Physical Collocation - Power -48V DC Power, per Fused Amp	I		CLO	PE1PL	8.87										
		Physical Collocation - Power Reduction, Application Fee	I		CLO	PE1PR		400.10									
		Physical Collocation - 120V, Single Phase Standby Power Rate	I		CLO	PE1FB	5.60										
		Physical Collocation - 240V, Single Phase Standby Power Rate	I		CLO	PE1FD	11.22										
		Physical Collocation - 120V, Three Phase Standby Power Rate	I		CLO	PE1FE	16.82										
		Physical Collocation - 277V, Three Phase Standby Power Rate	I		CLO	PE1FG	38.84										
		Physical Collocation - 2-Wire Cross-Connects			UEANL,UEA,UDN,U DC,UAL,UHL,UCL,U EQ, UDL, UNCVX, UNLDX, UNCNX	PE1P2	0.033	33.82	31.92								
		Physical Collocation - 4-Wire Cross-Connects			CLO, UAL, UDL, UDN, UEA, UHL, UNCVX, UNCDX, UCL	PE1P4	0.066	33.94	31.95								
		Physical Collocation - DS1 Cross-Connects			CLO,UEANL,UEQ,W DS1L,WDS1S, USL, U1TD1, UXTD1, UNC1X, ULDD1, USLEL, UNLD1, UDL	PE1P1	1.51	53.27	40.16								
		Physical Collocation - DS3 Cross-Connects			CLO, UE3,U1TD3, UXTD3, UXTS1, UNC3X, UNCSX, ULDD3, U1TS1,ULDS1, UNLD3, UDL	PE1P3	19.26	52.37	38.89								
		Physical Collocation - 2-Fiber Cross-Connect			CLO, ULDO3, ULD12, ULD48, U1TO3, U1T12, U1T48, UDLO3, UDL12, UDF	PE1F2	15.64	41.56	29.82	12.96	10.34		2.69	2.69	1.56	1.56	
		Physical Collocation - 4-Fiber Cross-Connect			CLO, ULDO3, ULD12, ULD48, U1TO3, U1T12, U1T48, UDLO3, UDL12, UDF	PE1F4	28.11	50.53	38.78	16.97	14.35		2.69	2.69	1.56	1.56	
		Physical Collocation - Welded Wire Cage - First 100 Sq. Ft.			CLO	PE1BW	218.53										
		Physical Collocation - Welded Wire Cage - Add'l 50 Sq. Ft.			CLO	PE1CW	21.44										

COLLOCATION - Tennessee										Attachment: 4		Exhibit: D				
CATEGORY	RATE ELEMENTS	Interim	Zone	BCS	USOC	RATES(\$)				Svc Order Submitted Elec per LSR	Svc Order Submitted Manually per LSR	Incremental Charge - Manual Svc Order vs. Electronic-	Incremental Charge - Manual Svc Order vs. Electronic-	Incremental Charge - Manual Svc Order vs. Electronic-	Incremental Charge - Manual Svc Order vs. Electronic-	
							Nonrecurring		Nonrecurring Disconnect		OSS Rates(\$)					
						Rec	First	Add'l	First	Add'l	SOME C	SOMAN	SOMAN	SOMAN	SOMAN	SOMAN
	Physical Collocation - Security Access System - Security System per Central Office			CLO	PE1AX	55.99										
	Physical Collocation - Security Access System - New Access Card Activation, per Card			CLO	PE1A1	0.059	55.67	55.67								
	Physical Collocation-Security Access System-Administrative Change, existing Access Card, per Card			CLO	PE1AA		15.61	15.61								
	Physical Collocation - Security Access System - Replace Lost or Stolen Card, per Card			CLO	PE1AR		45.64	45.64								
	Physical Collocation - Security Access - Initial Key, per Key			CLO	PE1AK		26.24	26.24								
	Physical Collocation - Security Access - Key, Replace Lost or Stolen Key, per Key			CLO	PE1AL		26.24	26.24								
	Physical Collocation - Space Availability Report per premises	I		CLO	PE1SR		2,027.00	2,154.00								
	POT Bay Arrangements prior to 6/1/99 - 2-Wire Cross-Connect, per cross-connect			UEANL,UEA,UDN,U DC,UAL,UHL,UCL,U EQ,CLO,UDL, UNCVX, UNCDX, UNCNX	PE1PE	0.40										
	POT Bay Arrangements prior to 6/1/99 - 4-Wire Cross-Connect, per cross-connect			UEANL,UEA,UDN,U DC,UAL,UHL,UCL,U EQ,CLO, USL, UNCVX, UNCDX	PE1PF	1.20										
	POT Bay Arrangements prior to 6/1/99 - DS1 Cross-Connect, per cross-connect			UEANL,UEA,UDN,U DC,UAL,UHL,UCL,U EQ,CLO,WDS1L,W DS1S, USL, U1TD1, UXTD1, UNC1X, ULDD1, USLEL, UNLD1	PE1PG	1.20										
	POT Bay Arrangements prior to 6/1/99 - DS3 Cross-Connect, per cross-connect			UEANL,UEA,UDN,U DC,UAL,UHL,UCL,U EQ,CLO,UE3, U1TD3, UXTD3, UXTS1, UNC3X, UNCSX, ULDD3, U1TS1, ULDS1, UNLD3, UDL, UDLSX	PE1PH	8.00										
	POT Bay Arrangements prior to 6/1/99 - 2-Fiber Cross-Connect, Per Cross-Connect			UEANL,UEA,UDN,U DC,UAL,UHL,UCL,U EQ,CLO, ULDO3, ULD12, ULD48, U1TO3, U1T12, U1T48, UDLO3, UDL12, UDF	PE1B2	38.79										
	POT Bay Arrangements prior to 6/1/99 - 4-Fiber Cross-Connect, per cross-connect			UEANL,UEA,UDN,U DC,UAL,UHL,UCL,U EQ,CLO, ULDO3, ULD12, ULD48, U1TO3, U1T12, U1T48, UDLO3, UDL12, UDF	PE1B4	52.31										
	Physical Collocation - Request Resend of CFA Information, per CLI			CLO	PE1C9		77.67									
	Collocation Cable Records - per request			CLO	PE1CR		1,711.00									
	Collocation Cable Records - VG/DS0 Cable, per cable record			CLO	PE1CD		925.06									
	Collocation Cable Records - VG/DS0 Cable, per each 100 pair			CLO	PE1CO		18.05	18.05								
	Collocation Cable Records - DS1, per T1TIE			CLO	PE1C1		8.45	8.45								
	Collocation Cable Records - DS3, per T3TIE			CLO	PE1C3		29.57	29.57								

COLLOCATION - Tennessee

CATEGORY		RATE ELEMENTS	Interi m	Zone	BCS	USOC	RATES(\$)					Svc Order Submitted Elec per LSR	Svc Order Submitted Manually per LSR	Incremental Charge - Manual Svc Order vs. Electronic-	Incremental Charge - Manual Svc Order vs. Electronic-	Incremental Charge - Manual Svc Order vs. Electronic-	Incremental Charge - Manual Svc Order vs. Electronic-
								Nonrecurring			Nonrecurring Disconnect	OSS Rates(\$)					
							Rec	First	Add'l	First	Add'l	SOME C	SOMAN	SOMAN	SOMAN	SOMAN	SOMAN
		Collocation Cable Records - Fiber Cable, per 99 fiber records			CLO	PE1CB		279.42	279.42								
		Physical Collocation - Security Escort - Basic, per Half Hour			CLO,CLORS	PE1BT		33.91	21.49								
		Physical Collocation - Security Escort - Overtime, per Half Hour			CLO,CLORS	PE1OT		44.17	27.76								
		Physical Collocation - Security Escort - Premium, per Half Hour			CLO,CLORS	PE1PT		54.42	34.02								
		Physical Caged Collocation-App Cost(initial & sub)-Planning, per request			CLO	PEIAC	16.16	2,903.66	2,903.66								
		Physical Caged Collocation-Space Prep-Grounding, per location			CLO	PE1BB	4.32										
		Physical Caged Collocation-Space Prep-Power Delivery, per 40 amp Feed			CLO	PE1SN		142.40									
		Physical Caged Collocation-Space Prep-Power Delivery, per 100 amp Feed			CLO	PE1SO		185.72									
		Physical Caged Collocation-Space Prep-Power Delivery, per 200 amp Feed			CLO	PEISP		242.05									
		Physical Caged Collocation-Space Enclosure-Cage Preparation, per first 100 sq. ft.			CLO	PE1S1	110.97										
		Physical Caged Collocation-Space Enclosure-Cage Preparation2, per add'l 50 sq. ft.			CLO	PE1S5	55.49										
		Physical Caged collocation-Cable Installation-Entrance Fiber Structure, interduct per ft.			CLO	PE1CP	0.0156										
		Physical Caged Collocation-Cable Installation-Entrance Fiber, per cable			CLO	PE1CQ	2.56	944.27									
		Physical Caged Collocation-Floor Space-Land & Buildings, per sq. ft.			CLO	PE1FS	5.94										
		Physical Caged Collocation-Cable Support Structure-Cable Racking, per entrance cable			CLO	PE1CS	21.47										
		Plphysical Caged Collocation-Power-Power Consumption, per amp DC plant			CLO	PE1PN	3.55										
		Physical Caged Collocation-Power-Power Consumption,per amp AC usage			CLO	PE1PO	2.03										
		Physical Caged Collocation-2-wire Cross Connects-Voice Grade ckts, per ckt.			CLO	PE12C	0.0475	7.68									
		Physical Caged Collocation-4-wire Cross Connects-Voice Grade Ckts, per ckt.			CLO	PE14C	0.0475	7.68									
		Physical Caged Collocation-DS1 Cross Connects-connection to DCS, per ckt.			CLO	PE11S	7.68	41.65									
		Physical Caged Collocation-DS1 Cross Connects-Connection to DSX, per ckt.			CLO	PE11X	0.38	41.65									
		Physical Caged Collocation-DS3 Cross Connects-Connection to DCS, per ckt.			CLO	PE13S	53.96	298.03									
		Physical Caged Collocation-DS3 Cross Connects-Connection to DSX, per ckt.			CLO	PE13X	9.32	298.03									
		Physical Caged Collocation-Security Access-Access Cards, per 5 Cards			CLO	PE1A2		76.10									
		Physical Collocation - Co-Carrier Cross Connects - Fiber Cable Support Structure, per cable, per linear ft.			CLO,UDF	PE1ES	0.0013										
		Physical Collocation - Co-Carrier Cross Connects - Copper/Coax Cable Support Structure, per cable, per lin. ft.			CLO, UE3, USL	PE1DS	0.0019										
		Physical Collocation - Co-Carrier Cross Connects - Application Fee, per application			CLO	PE1DT		585.09									
ADJACENT COLLOCATION																	
		Adjacent Collocation - Space Charge per Sq. Ft.			CLOAC	PE1JA	0.0656										
		Adjacent Collocation - Electrical Facility Charge per Linear Ft.			CLOAC	PE1JC	5.53										
		Adjacent Collocation - 2-Wire Cross-Connects			CLOAC	PE1P2	0.034	11.12	10.18	11.33	10.23			1.77	1.77	1.12	1.12
		Adjacent Collocation - 4-Wire Cross-Connects			UEA,UHL,UDL,UCL, CLOAC	PE1P4	0.33	11.30	10.31	11.62	10.44			1.77	1.77	1.12	1.12
		Adjacent Collocation - DS1 Cross-Connects			USL,CLOAC	PE1P1	1.70	28.39	16.88	11.65	10.54			1.77	1.77	1.12	1.12

COLLOCATION - Tennessee											Attachment: 4		Exhibit: D				
CATEGORY	RATE ELEMENTS		Interim	Zone	BCS	USOC	RATES(\$)				Svc Order Submitted Elec per LSR	Svc Order Submitted Manually per LSR	Incremental Charge - Manual Svc Order vs. Electronic-	Incremental Charge - Manual Svc Order vs. Electronic-	Incremental Charge - Manual Svc Order vs. Electronic-	Incremental Charge - Manual Svc Order vs. Electronic-	
								Nonrecurring		Nonrecurring Disconnect	OSS Rates(\$)						
							Rec	First	Add'l	First	Add'l	SOMECS	SOMAN	SOMAN	SOMAN	SOMAN	
		Adjacent Collocation - DS3 Cross-Connects			CLOAC	PE1P3	19.03	26.23	15.51	13.40	10.77			1.77	1.77	1.12	1.12
		Adjacent Collocation - 2-Fiber Cross-Connect			CLOAC	PE1F2	3.49	26.23	15.51	13.41	10.78			1.77	1.77	1.12	1.12
		Adjacent Collocation - 4-Fiber Cross-Connect			CLOAC	PE1F4	6.50	29.75	19.02	17.60	14.97			1.77	1.77	1.12	1.12
		Adjacent Collocation - Application Fee			CLOAC	PE1JB		2,973.00		0.9475							
		Adjacent Collocation - 120V, Single Phase Standby Power Rate per AC Breaker Amp			CLOAC	PE1FB	5.81										
		Adjacent Collocation - 240V, Single Phase Standby Power Rate per AC Breaker Amp			CLOAC	PE1FD	11.64										
		Adjacent Collocation - 120V, Three Phase Standby Power Rate per AC Breaker Amp			CLOAC	PE1FE	17.45										
		Adjacent Collocation - 277V, Three Phase Standby Power Rate per AC Breaker Amp			CLOAC	PE1FG	40.30										
PHYSICAL COLLOCATION IN THE REMOTE SITE																	
		Physical Collocation in the Remote Site - Application Fee			CLORS	PE1RA		580.20		312.76							
		Cabinet Space in the Remote Site per Bay/ Rack			CLORS	PE1RB	220.41										
		Physical Collocation in the Remote Site - Security Access - Key			CLORS	PE1RD		24.69									
		Physical Collocation in the Remote Site - Space Availability Report per Premises Requested			CLORS	PE1SR		218.49									
		Physical Collocation in the Remote Site - Remote Site CLI Code Request, per CLI Code Requested			CLORS	PE1RE		70.81									
		Remote Site DLEC Data (BRSDD), per Compact Disk, per CO			CLORS	PE1RR		234.15									
PHYSICAL COLLOCATION IN THE REMOTE SITE - ADJACENT																	
		Remote Site-Adjacent Collocation - AC Power, per breaker amp			CLORS	PE1RS	6.27										
		Remote Site-Adjacent Collocation - Real Estate, per square foot			CLORS	PE1RT	0.134										
		Remote Site-Adjacent Collocation-Application Fee			CLORS	PE1RU		755.62	755.62								
NOTE: If Security Escort and/or Add'l Engineering Fees become necessary for remote site collocation, the Parties will negotiate appropriate rates.																	

ATTACHMENT 5

ACCESS TO NUMBERS AND NUMBER PORTABILITY

TABLE OF CONTENTS

1. NON-DISCRIMINATORY ACCESS TO TELEPHONE NUMBERS.....	3
2. NUMBER PORTABILITY PERMANENT SOLUTION.....	3
3. SERVICE PROVIDER NUMBER PORTABILITY	4
4. SPNP IMPLEMENTATION	5
5. OPERATIONAL SUPPORT SYSTEM (OSS) RATES.....	7
Rates.....	Exhibit A

ACCESS TO NUMBERS AND NUMBER PORTABILITY

1. NON-DISCRIMINATORY ACCESS TO TELEPHONE NUMBERS

- 1.1 During the term of this Agreement, where ECI is utilizing its own switch, ECI shall contact the North American Numbering Plan Administrator, NeuStar, for the assignment of numbering resources. In order to be assigned a Central Office Code, ECI will be required to complete the Central Office Code (NXX) Assignment Request and Confirmation Form (Code Request Form) in accordance with Industry Numbering Committee's Central Office Code (NXX) Assignment Guidelines (INC 95-0407-008).
- 1.2 Where BellSouth provides local switching or resold services to ECI, BellSouth will provide ECI with on-line access to intermediate telephone numbers as defined by applicable FCC rules and regulations on a first come first served basis. ECI acknowledges that such access to numbers shall be in accordance with the appropriate FCC rules and regulations. ECI acknowledges that there may be instances where there is a shortage of telephone numbers in a particular rate center; and in such instances, BellSouth may request that ECI return unused intermediate numbers to BellSouth. ECI shall return unused intermediate numbers to BellSouth upon BellSouth's request. BellSouth shall make all such requests on a nondiscriminatory basis.
- 1.3 BellSouth will allow ECI to designate up to 100 intermediate telephone numbers per rate center for ECI's sole use. Assignment, reservation and use of telephone numbers shall be governed by applicable FCC rules and regulations. ECI acknowledges that there may be instances where there is a shortage of telephone numbers in a particular rate center and BellSouth has the right to limit access to blocks of intermediate telephone numbers. These instances include: 1) where jeopardy status has been declared by the North American Numbering Plan (NANP) for a particular Numbering Plan Area (NPA); or 2) where a rate center has less than six months supply of numbering resources.

2. NUMBER PORTABILITY PERMANENT SOLUTION

- 2.1 The Parties will offer local number portability in accordance with rules, regulations and guidelines adopted by the Commission, the FCC and industry fora. Interim Service Provider Number Portability (SPNP) will be available only in those end offices where no carrier has requested implementation of permanent local number portability (PNP). Once PNP is implemented in an end office pursuant to the request of a carrier, both Parties must withdraw their SPNP offerings. The transition from existing SPNP arrangements to PNP shall occur within ninety (90)

days from the date PNP is implemented in the end office. Neither Party shall charge the other Party for conversion from SPNP to PNP.

- 2.2 End User Line Charge. Where ECI subscribes to BellSouth's local switching, BellSouth shall bill and ECI shall pay the end user line charge associated with implementing PNP as set forth in BellSouth's FCC Tariff No. 1. This charge is not subject to the resale discount set forth in Attachment 1 of this Agreement.
- 2.3 To limit service outage, BellSouth and ECI will adhere to the process flows and cutover guidelines for porting numbers as outlined in the LNP Reference Guide, as amended from time to time. The LNP Reference Guide, incorporated herein by reference, is accessible via the Internet at the following site: <http://www.interconnection.bellsouth.com>. All intervals referenced in the LNP Reference Guide shall apply to both BellSouth and ECI.
- 2.4 The Parties will set Local Routing Number (LRN) unconditional or 10-digit triggers where applicable. Where triggers are set, the porting Party will remove the ported number at the same time the trigger is removed.
- 2.5 A trigger order is a service order issued in advance of the porting of a number. A trigger order 1) initiates call queries to the AIN SS7 network in advance of the number being ported; and 2) provides for the new service provider to be in control of when a number ports.
- 2.6 Where triggers are not set, the Parties shall coordinate the porting of the number between service providers so as to minimize service interruptions to the end user.
- 2.7 BellSouth and ECI will work cooperatively to implement changes to PNP process flows ordered by the FCC or as recommended by standard industry forums addressing PNP.

3. SERVICE PROVIDER NUMBER PORTABILITY

- 3.1 Where PNP has not been implemented in an end office, the Parties shall provide SPNP. SPNP is a service arrangement whereby an end user who switches subscription of his local exchange service from BellSouth to a CLEC, or vice versa, is permitted to retain the use of his existing assigned telephone number, provided that the end user remains at the same location for his local exchange service or changes locations and service providers but stays within the same BellSouth local calling area of his existing number. Except as otherwise expressly provided herein, SPNP is available only where the local exchange carrier is currently providing basic local exchange service to the end user. SPNP for a particular assigned telephone number will be disconnected when any end user, Commission, BellSouth, or CLEC initiated activity (e.g., a change in exchange boundaries) would normally result in a telephone number change had the end user retained his initial local exchange service.

- 3.2 Methods of Providing SPNP. SPNP is available through either remote call forwarding or direct inward dialing trunks. Remote call forwarding (SPNP-RCF) is an existing switch-based service that redirects calls within the telephone network. Direct inward dialing trunks (SPNP-DID) allow calls to be routed over a dedicated facility to the switch that serves the subscriber.
- 3.3 Signaling Requirements. SS7 Signaling is required for the provision of SPNP services.
- 3.4 Rates
- 3.4.1 Rates for SPNP are set out in Exhibit A to this Attachment. If no rate is identified in the Attachment, the rate for the specific service or function will be as set forth in the applicable BellSouth tariff or as negotiated by the Parties upon request by either Party.

4. SPNP IMPLEMENTATION

- 4.1 SPNP-RCF is a telecommunications service whereby a call dialed to an SPNP-RCF equipped telephone number is automatically forwarded to an assigned seven- or ten- digit telephone number within the local calling area as defined in BellSouth's General Subscriber Services Tariff. The forwarded-to number shall be specified by ECI or BellSouth, as appropriate. The forwarding Party will provide identification of the originating telephone number, via SS7 signaling, to the receiving Party. Identification of the originating telephone number to the SPNP-RCF end user cannot be guaranteed, however. SPNP-RCF provides a single call path for the forwarding of no more than one call to the receiving Party's specified forwarded-to number. Additional call paths for the forwarding of multiple simultaneous calls are available on a per path basis at rates as outlined in this Attachment.
- 4.2 SPNP-DID service provides trunk side access to end office switches for direct inward dialing to the other Party's premises equipment from the telecommunications network to lines associated with the other Party's switching equipment and must be provided on all trunks in a group arranged for inward service. SPNP-DID is available from BellSouth on a per DS0, DS1 or DS3 basis. A SPNP-DID trunk termination charge, provided with SS7 Signaling only, applies for each trunk voice grade equivalent. In addition, direct facilities are required from the end office where a ported number resides to the end office serving the ported end user customer. The rates for a switched local channel and switched dedicated transport apply as contained in BellSouth's Intrastate Access Services tariff, as amended from time to time. Transport mileage will be calculated as the airline distance between the end office where the number is ported and the Point of Interface ("POI") using the V&H coordinate method. SPNP-DID must be established with a minimum configuration of two channels and one unassigned telephone number per switch, per arrangement for control purposes. Transport facilities arranged for SPNP-DID may not be mixed with any other type of trunk

group, with no outgoing calls placed over said facilities. SPNP-DID will be provided only where such facilities are available and where the switching equipment of the ordering Party is properly equipped. Where SPNP-DID service is required from more than one wire center or from separate trunk groups within the same wire center, such service provided from each wire center or each trunk group within the same wire center shall be considered a separate service. Only customer-dialed sent-paid calls will be completed to the first number of a SPNP-DID number group; however, there are no restrictions on calls completed to other numbers of a SPNP-DID number group. Sent-paid calls refer to those calls placed by an end user who physically deposits currency in a public telephone. Interface group arrangements provided for terminating the switched transport at the Party's terminal location are as set forth in BellSouth's Intrastate Access Services Tariff, § E6.1.3.A as amended from time to time.

- 4.3 SPNP-DID Service requires ordering consecutive telephone numbers in blocks of twenty. ECI may order non-consecutive telephone numbers or telephone numbers in less than blocks of twenty pursuant to BellSouth's tariffs.
- 4.4 The calling Party shall be responsible for payment of the applicable charges for sent-paid calls to the SPNP number. For collect, third-party, or other operator-assisted non-sent paid calls to the ported telephone number, BellSouth or ECI shall be responsible for the payment of charges under the same terms and conditions for which the end user would have been liable. Either Party may request that the other Party block collect and third party non-sent paid calls to the SPNP-assigned telephone number. If a Party does not request blocking, the other Party will provide itemized local usage detail for the billing of non-sent paid calls on the monthly bill of usage charges provided at the individual end user account level. The detail will include itemization of all billable usage. Each Party shall have the option of receiving this usage data on a daily basis via a data file transfer arrangement. This arrangement will utilize the existing industry uniform standard, known as EMI standards, for exchange of billing data. Files of usage data will be created daily for the optional service. Usage originated and recorded in the sending BellSouth RAO will be provided in unrated or rated format, depending on the processing system. ECI usage originated elsewhere and delivered via CMDS to the sending BellSouth RAO shall be provided in rated format.
- 4.5 The new service provider shall be responsible for obtaining authorization from the end user for the handling of the disconnection of the end user's service, the provision of new local service and the provision of SPNP services. Each Party shall be responsible for coordinating the provision of service with the other to assure that its switch is capable of accepting SPNP ported traffic. Each Party shall be solely responsible to ensure that its facilities, equipment and services do not interfere with or impair any facility, equipment, or service of the other Party or any of its end users. In the event that either Party determines in its reasonable judgment that the other Party will likely impair or is impairing or interfering with any equipment, facility or service of any of its end users, that Party may either

refuse to provide SPNP service or may terminate SPNP service to the other Party after providing appropriate notice.

- 4.6 Each Party shall be responsible for providing an appropriate intercept announcement service for any telephone numbers subscribed to SPNP-DID services for which it is not presently providing local exchange service or terminating to an end user. Where either Party chooses to disconnect or terminate any SPNP service, that Party shall be responsible for designating the preferred standard type of announcement to be provided.
- 4.7 End-to-end transmission characteristics may vary depending on the distance and routing necessary to complete calls over SPNP facilities and the fact that another carrier is involved in the provisioning of service. Neither Party shall specify end-to-end transmission characteristics for SPNP calls.
- 4.8 Where SPNP-RCF is utilized for SPNP, for terminating IXC traffic ported to either Party which requires use of either Party's tandem switching, the tandem provider will bill the IXC tandem switching, the interconnection charge, and a portion of the transport, and the other Party will bill the IXC local switching, the carrier common line and a portion of the transport. If the tandem provider is unable to provide the necessary access records to permit the other Party to bill the IXC directly for terminating access to ported numbers, then the tandem provider will bill the IXC full terminating switched access charges at the tandem provider's rate and will compensate the other Party at the tandem Party's tariff rates via a process used by BellSouth to estimate the amount of ported switched access revenues due the other Party. If an intraLATA toll call is delivered, the delivering Party will pay terminating access rates to the other Party.

5. OPERATIONAL SUPPORT SYSTEM (OSS) RATES

- 5.1 The terms, conditions and rates for OSS are as set forth in Attachment 2.

SERVICE PROVIDER NUMBER PORTABILITY - Alabama												Attachment: 5		Exhibit: A					
CATEGORY	RATE ELEMENTS				Interim	Zone	BCS	USOC	RATES(\$)				Svc Order Submitted Elec per LSR	Svc Order Submitted Manually per LSR	Incremental Charge - Manual Svc Order vs. Electronic-1st	Incremental Charge - Manual Svc Order vs. Electronic-Add'l	Incremental Charge - Manual Svc Order vs. Electronic-Disc 1st	Incremental Charge - Manual Svc Order vs. Electronic-Disc Add'l	
									Nonrecurring		Nonrecurring Disconnect		OSS Rates(\$)						
								Rec	First	Add'l	First	Add'l	SOMEC	SOMAN	SOMAN	SOMAN	SOMAN	SOMAN	
	NOTE: Any element that can be ordered electronically will be billed according to the SOMECE rate listed. Please refer to BellSouth's Business Rules for Local Ordering (BBR-LO) to determine if a product can be ordered electronically. For those elements that cannot be ordered electronically at present per the BBR-LO, the listed SOMECE rate reflects the charge that would be billed to a CLEC once electronic ordering capabilities come on-line for that element. Otherwise, the manual ordering charge, SOMAN, will be applied to a CLEC's bill when it submits an LSR to BellSouth.																		
INTERIM SERVICE PROVIDER NUMBER PORTABILITY																			
		RCF, per number ported (Business Line)						TNPBL	2.13	0.65		0.07		3.50		19.99	19.99	19.99	19.99
		RCF, per number ported (Residence Line)						TNPRL	2.13	0.65		0.07		3.50		19.99	19.99	19.99	19.99
		RCF, add'l capacity for simultaneous call forwarding, per additional path							0.32										
		RCF, per service order, per location (Business)						TNPBD		1.44	1.44	1.44	1.44	3.50		19.99	19.99	19.99	19.99
		RCF, per service order, per location (Residence)						TNPRD		1.44	1.44	1.44	1.44	3.50		19.99	19.99	19.99	19.99
INTERIM SERVICE PROVIDER NUMBER PORTABILITY - DID																			
		DID per number ported (Residence)						TNPDR		1.18		1.18		3.50		19.99	19.99	19.99	19.99
		DID per number ported (Business)						TNPDB		1.18		1.18		3.50		19.99	19.99	19.99	19.99
		DID per service order, per location (Residence)						TNPRD		1.44	1.44	1.44	1.44	3.50		19.99	19.99	19.99	19.99
		DID per service order, per location (Business)						TNPBD		1.44	1.44	1.44	1.44	3.50		19.99	19.99	19.99	19.99
		DID, per trunk termination, initial						TNPT2	11.84	173.73	51.00	50.43	25.00	3.50		19.99	19.99	19.99	19.99
Note: If no rate is identified in the contract, the rate for the specific service or function will be as set forth in applicable BellSouth tariff or as negotiated by the Parties upon request by either Party.																			

SERVICE PROVIDER NUMBER PORTABILITY - Florida												Attachment: 5		Exhibit: A				
CATEGORY	RATE ELEMENTS				Interim	Zone	BCS	USOC	RATES(\$)				Svc Order Submitted Elec per LSR	Svc Order Submitted Manually per LSR	Incremental Charge - Manual Svc Order vs. Electronic-1st	Incremental Charge - Manual Svc Order vs. Electronic-Add'l	Incremental Charge - Manual Svc Order vs. Electronic-Disc 1st	Incremental Charge - Manual Svc Order vs. Electronic-Disc Add'l
														OSS Rates(\$)				
							Rec	First	Add'l	First	Add'l	SOME C	SOMAN	SOMAN	SOMAN	SOMAN	SOMAN	
NOTE: Any element that can be ordered electronically will be billed according to the SOME C rate listed. Please refer to BellSouth's Business Rules for Local Ordering (BBR-LO) to determine if a product can be ordered electronically. For those elements that cannot be ordered electronically at present per the BBR-LO, the listed SOME C rate reflects the charge that would be billed to a CLEC once electronic ordering capabilities come on-line for that element. Otherwise, the manual ordering charge, SOMAN, will be applied to a CLEC's bill when it submits an LSR to BellSouth.																		
INTERIM SERVICE PROVIDER NUMBER PORTABILITY - RCF																		
INTERIM SERVICE PROVIDER NUMBER PORTABILITY - DID																		
SERVICE PROVIDER NUMBER PORTABILITY (RIPH)																		

SERVICE PROVIDER NUMBER PORTABILITY - Georgia													Attachment: 5		Exhibit: A		
CATEGORY	RATE ELEMENTS					Interim	Zone	BCS	USOC	RATES(\$)		Svc Order Submitted Elec per LSR	Svc Order Submitted Manually per LSR	Incremental Charge - Manual Svc Order vs. Electronic-1st	Incremental Charge - Manual Svc Order vs. Electronic-Add'l	Incremental Charge - Manual Svc Order vs. Electronic-Disc 1st	Incremental Charge - Manual Svc Order vs. Electronic-Disc Add'l
									Rec	First	Add'l	First	Add'l	OSS Rates(\$)			
												SOME C	SOMAN	SOMAN	SOMAN	SOMAN	SOMAN
NOTE: Any element that can be ordered electronically will be billed according to the SOME C rate listed. Please refer to BellSouth's Business Rules for Local Ordering (BBR-LO) to determine if a product can be ordered electronically. For those elements that cannot be ordered electronically at present per the BBR-LO, the listed SOME C rate reflects the charge that would be billed to a CLEC once electronic ordering capabilities come on-line for that element. Otherwise, the manual ordering charge, SOMAN, will be applied to a CLEC's bill when it submits an LSR to BellSouth.																	
INTERIM SERVICE PROVIDER NUMBER PORTABILITY - RCF																	
		RCF, per number ported (Business Line)							TNPBL	2.03	0.51			3.50		18.94	18.94
		RCF, per number ported (Residence Line)							TNPRL	2.03	0.51			3.50		18.94	18.94
		RCF, add'l capacity for simultaneous call forwarding, per additional path								0.2836							
		RCF, per service order, per location (Business)							TNPBD		2.10	2.10		3.50		18.94	18.94
		RCF, per service order, per location (Residence)							TNPRD		2.10	2.10		3.50		18.94	18.94
INTERIM SERVICE PROVIDER NUMBER PORTABILITY - DID																	
		DID per number ported (Residence)							TNPDR		0.93			3.50		18.94	18.94
		DID per number ported (Business)							TNPDB		0.93			3.50		18.94	18.94
		DID per service order, per location (Residence)							TNPRD		2.10	2.10		3.50		18.94	18.94
		DID per service order, per location (Business)							TNPBD		2.10	2.10		3.50		18.94	18.94
		DID, per trunk termination, Initial							TNPT2	10.73	135.47	40.00		3.50		18.94	18.94
Note: If no rate is identified in the contract, the rate for the specific service or function will be as set forth in applicable BellSouth tariff or as negotiated by the Parties upon request by either Party.																	

SERVICE PROVIDER NUMBER PORTABILITY - Kentucky													Attachment: 5		Exhibit: A					
CATEGORY	RATE ELEMENTS					Interim	Zone	BCS	USOC	RATES(\$)				Svc Order Submitted Elec per LSR	Svc Order Submitted Manually per LSR	Incremental Charge - Manual Svc Order vs. Electronic-1st	Incremental Charge - Manual Svc Order vs. Electronic-Add'l	Incremental Charge - Manual Svc Order vs. Electronic-Disc 1st	Incremental Charge - Manual Svc Order vs. Electronic-Disc Add'l	
										Nonrecurring		Nonrecurring Disconnect		OSS Rates(\$)						
										Rec	First	Add'l	First	Add'l	SOME C	SOMAN	SOMAN	SOMAN	SOMAN	SOMAN
NOTE: BellSouth and CLEC will each bear their own costs of providing remote call forwarding as an interim number portability option.																				

SERVICE PROVIDER NUMBER PORTABILITY - Louisiana											Attachment: 5		Exhibit: A		
CATEGORY	RATE ELEMENTS	Interim	Zone	BCS	USOC	RATES(\$)				Svc Order Submitted Elec per LSR	Svc Order Submitted Manually per LSR	Incremental Charge - Manual Svc Order vs. Electronic-1st	Incremental Charge - Manual Svc Order vs. Electronic-Add'l	Incremental Charge - Manual Svc Order vs. Electronic-Disc 1st	Incremental Charge - Manual Svc Order vs. Electronic-Disc Add'l
						Rec	Nonrecurring		Nonrecurring Disconnect		OSS Rates(\$)				
							First	Add'l	First	Add'l	SOME C	SOMAN	SOMAN	SOMAN	SOMAN
NOTE: Any element that can be ordered electronically will be billed according to the SOME C rate listed. Please refer to BellSouth's Business Rules for Local Ordering (BBR-LO) to determine if a product can be ordered electronically. For those elements that cannot be ordered electronically at present per the BBR-LO, the listed SOME C rate reflects the charge that would be billed to a CLEC once electronic ordering capabilities come on-line for that element. Otherwise, the manual ordering charge, SOMAN, will be applied to a CLEC's bill when it submits an LSR to BellSouth.															
INTERIM SERVICE PROVIDER NUMBER PORTABILITY - RCF															
	RCF, per number ported (Business Line)				TNPBL	2.91	0.25	0.25			3.50	15.20			
	RCF, per number ported (Residence Line)				TNPRL	2.91	0.25	0.25			3.50	15.20			
	RCF, Per Additional Path					1.24									
INTERIM SERVICE PROVIDER NUMBER PORTABILITY - DID															
	DID per number ported (Residence)				TNPDR		0.42	0.42			3.50	15.20			
	DID per number ported (Business)				TNPDB		0.42	0.42			3.50	15.20			
	DID, per trunk termination, Initial				TNPT2	68.47	185.13	68.79			3.50	15.20			
SERVICE PROVIDER NUMBER PORTABILITY (RIPH)															
	RIPH, Functionality, Per Rearrangement						19.24	19.24			3.50	15.20			
	RIPH, Per Number Ported					1.62	0.19	0.19			3.50	15.20			
	RIPH, Functionality, Per Central Ofc						79.67	79.67			3.50	15.20			
Note: If no rate is identified in the contract, the rate for the specific service or function will be as set forth in applicable BellSouth tariff or as negotiated by the Parties upon request by either Party.															

SERVICE PROVIDER NUMBER PORTABILITY - Mississippi												Attachment: 5		Exhibit: A			
CATEGORY	RATE ELEMENTS					Interim	Zone	BCS	USOC	RATES(\$)		Svc Order Submitted Elec per LSR	Svc Order Submitted Manually per LSR	Incremental Charge - Manual Svc Order vs. Electronic-1st	Incremental Charge - Manual Svc Order vs. Electronic-Add'l	Incremental Charge - Manual Svc Order vs. Electronic-Disc 1st	Incremental Charge - Manual Svc Order vs. Electronic-Disc Add'l
							</										

SERVICE PROVIDER NUMBER PORTABILITY - North Carolina											Attachment: 5		Exhibit: A		
CATEGORY	RATE ELEMENTS	Interim	Zone	BCS	USOC	RATES(\$)				Svc Order Submitted Elec per LSR	Svc Order Submitted Manually per LSR	Incremental Charge - Manual Svc Order vs. Electronic-1st	Incremental Charge - Manual Svc Order vs. Electronic-Add'l	Incremental Charge - Manual Svc Order vs. Electronic-Disc 1st	Incremental Charge - Manual Svc Order vs. Electronic-Disc Add'l
						Rec	Nonrecurring		Nonrecurring Disconnect		OSS Rates(\$)				
							First	Add'l	First	Add'l	SOME C	SOMAN	SOMAN	SOMAN	SOMAN
NOTE: Any element that can be ordered electronically will be billed according to the SOME C rate listed. Please refer to BellSouth's Business Rules for Local Ordering (BBR-LO) to determine if a product can be ordered electronically. For those elements that cannot be ordered electronically at present per the BBR-LO, the listed SOME C rate reflects the charge that would be billed to a CLEC once electronic ordering capabilities come on-line for that element. Otherwise, the manual ordering charge, SOMAN, will be applied to a CLEC's bill when it submits an LSR to BellSouth.															
INTERIM SERVICE PROVIDER NUMBER PORTABILITY - RCF															
	RCF, per number ported (Business Line)				TNPBL	1.66	0.71		0.50		3.50		19.99	19.99	19.99
	RCF, per number ported (Residence Line)				TNPRL	1.66	0.71		0.50		3.50		19.99	19.99	19.99
	RCF, add'l capacity for simultaneous call forwarding, per additional path					0.32									
	RCF, per service order, per location (Business)				TNPBD		2.73	2.73			3.50		19.99	19.99	19.99
	RCF, per service order, per location (Residence)				TNPRD		2.73	2.73			3.50		19.99	19.99	19.99
INTERIM SERVICE PROVIDER NUMBER PORTABILITY - DID															
	DID per number ported (Residence)				TNPDR		2.25				3.50		19.99	19.99	19.99
	DID per number ported (Business)				TNPDB		2.25				3.50		19.99	19.99	19.99
	DID per service order, per location (Residence)				TNPRD		2.73	2.73			3.50		19.99	19.99	19.99
	DID per service order, per location (Business)				TNPBD		2.73	2.73			3.50		19.99	19.99	19.99
	DID, per trunk termination, Initial				TNPT2	11.43	217.88	74.00			3.50		19.99	19.99	19.99
Note: If no rate is identified in the contract, the rate for the specific service or function will be as set forth in applicable BellSouth tariff or as negotiated by the Parties upon request by either Party.															

SERVICE PROVIDER NUMBER PORTABILITY - South Carolina											Attachment: 5		Exhibit: A		
CATEGORY	RATE ELEMENTS	Interim	Zone	BCS	USOC	RATES(\$)				Svc Order Submitted Elec per LSR	Svc Order Submitted Manually per LSR	Incremental Charge - Manual Svc Order vs. Electronic-1st	Incremental Charge - Manual Svc Order vs. Electronic-Add'l	Incremental Charge - Manual Svc Order vs. Electronic-Disc 1st	Incremental Charge - Manual Svc Order vs. Electronic-Disc Add'l
						Rec	Nonrecurring		Nonrecurring Disconnect		OSS Rates(\$)				
							First	Add'l	First	Add'l	SOME C	SOMAN	SOMAN	SOMAN	SOMAN
NOTE: Any element that can be ordered electronically will be billed according to the SOME C rate listed. Please refer to BellSouth's Business Rules for Local Ordering (BBR-L.O) to determine if a product can be ordered electronically. For those elements that cannot be ordered electronically at present per the BBR-L.O, the listed SOME C rate reflects the charge that would be billed to a CLEC once electronic ordering capabilities come on-line for that element. Otherwise, the manual ordering charge, SOMAN, will be applied to a CLEC's bill when it submits an LSR to BellSouth.															
INTERIM SERVICE PROVIDER NUMBER PORTABILITY - RCF															
	RCF, per number ported (Business Line)				TNPBL	2.68	0.26	0.26	0.03	0.03	3.50		19.99	19.99	19.99
	RCF, per number ported (Residence Line)				TNPRL	2.68	0.26	0.26	0.03	0.03	3.50		19.99	19.99	19.99
	RCF, Per Additional Path					1.04									
	RCF, add'l capacity for simultaneous call forwarding, per additional path					0.3854									
	RCF, per service order, per location (Business)				TNPBD		1.37	1.37	44.70	44.70	3.50		19.99	19.99	19.99
	RCF, per service order, per location (Residence)				TNPRD		1.37	1.37	44.70	44.70	3.50		19.99	19.99	19.99
INTERIM SERVICE PROVIDER NUMBER PORTABILITY - DID															
	DID, per number ported (Residence)				TNPDR		0.43	0.43	0.47	0.47	3.50	15.69			
	DID, per number ported (Business)				TNPDB		0.43	0.43	0.47	0.47	3.50	15.69			
	DID, per service order, per location (Residence)				TNPRD		1.37	1.37	44.70	44.70	3.50	15.69			
	DID, per service order, per location (Business)				TNPBD		1.37	1.37	44.70	44.70	3.50	15.69			
	DID, per trunk termination, Initial				TNPT2	73.62	191.07	191.07	28.84	28.84	3.50	15.69			
	DID, per trunk termination, Subsequent					73.62	71.00	71.00	28.84	28.84	3.50	15.69			
SERVICE PROVIDER NUMBER PORTABILITY (RIPH)															
	RIPH, Functionality, Per Central Ofc						82.23	82.23	2.50	2.50		15.69			
	RIPH, Functionality, Per Rearrangement						19.86	19.86				15.69			
	RIPH, Per Number Ported					2.02	0.20	0.20	0.20	0.20		15.69			
Note: If no rate is identified in the contract, the rate for the specific service or function will be as set forth in applicable BellSouth tariff or as negotiated by the Parties upon request by either Party.															

Attachment 6

Pre-Ordering, Ordering and Provisioning, Maintenance and Repair

TABLE OF CONTENTS

**1. QUALITY OF PRE-ORDERING, ORDERING AND PROVISIONING, MAINTENANCE
AND REPAIR.....3**

2. ACCESS TO OPERATIONS SUPPORT SYSTEMS.....3

3. MISCELLANEOUS.....5

PRE-ORDERING, ORDERING AND PROVISIONING, MAINTENANCE AND REPAIR

1. QUALITY OF PRE-ORDERING, ORDERING AND PROVISIONING, MAINTENANCE AND REPAIR

1.1 BellSouth shall provide pre-ordering, ordering and provisioning and maintenance and repair services to ECI that are equivalent to the pre-ordering, ordering and provisioning and maintenance and repair services BellSouth provides to itself or any other CLEC, where technically feasible. The guidelines for pre-ordering, ordering and provisioning and maintenance and repair are set forth in the various guides and business rules, as appropriate, and as they are amended from time to time during this Agreement. The guides and business rules are found at <http://www.interconnection.bellsouth.com> and are incorporated herein by reference.

1.2 For purposes of this Agreement, BellSouth's regular working hours for provisioning are defined as follows:

Monday – Friday – 8:00 a.m. – 5:00 p.m. (Excluding Holidays)
(Resale/UNE non-coordinated,
coordinated orders and order
coordinated-time specific)
Saturday - 8:00 a.m. – 5:00 p.m. (Excluding Holidays)
(Resale/UNE non-coordinated
orders)

1.2.1 The above hours represent the hours, either Eastern or Central Time, of where the physical work is being performed.

1.2.2 To the extent ECI requests provisioning of service to be performed outside BellSouth's regular working hours, or the work so requested requires BellSouth's technicians to work outside regular working hours, overtime billing charges shall apply. Notwithstanding the foregoing, if such work is performed outside of regular working hours by a BellSouth technician during his or her scheduled shift and BellSouth does not incur any overtime charges in performing the work on behalf of ECI, BellSouth will not assess ECI additional charges beyond the rates and charges specified in this Agreement.

2. ACCESS TO OPERATIONS SUPPORT SYSTEMS

2.1 BellSouth shall provide ECI access to operations support systems ("OSS") functions for pre-ordering, ordering and provisioning, maintenance and repair, and billing. BellSouth shall provide access to the OSS through manual and/or electronic interfaces as described in this Attachment. It is the sole responsibility of ECI to obtain the technical capability to access and utilize BellSouth's OSS

interfaces. Specifications for ECI's access and use of BellSouth's electronic interfaces are set forth at www.interconnection.bellsouth.com and are incorporated herein by reference.

- 2.1.1 Pre-Ordering. In accordance with FCC and Commission rules and orders, BellSouth will provide electronic access to the following pre-ordering functions: service address validation, telephone number selection, service and feature availability, due date information, customer record information and loop makeup information. Access is provided through the Local Exchange Navigation System (LENS) interface and the Telecommunications Access Gateway (TAG) interface. Customer record information includes customer specific information in CRIS and RSAG. In addition, ECI shall provide to BellSouth access to customer record information including electronic access where available. If electronic access is not available, ECI shall provide paper copies of customer record information within the same intervals that BellSouth provides paper copies to ECI. The Parties agree not to view, copy, or otherwise obtain access to the customer record information of any customer without that customer's permission. ECI will obtain access to customer record information only in strict compliance with applicable laws, rules, or regulations of the State in which the service is provided. BellSouth reserves the right to audit ECI's access to customer record information. If a BellSouth audit of ECI's access to customer record information reveals that ECI is accessing customer record information without having obtained the proper End User authorization, BellSouth upon reasonable notice to ECI may take corrective action, including but not limited to suspending or terminating ECI's electronic access to BellSouth's OSS functionality. All such information obtained through an audit shall be deemed Information covered by the Proprietary and Confidential Information section in the General Terms and Conditions of this Agreement.
- 2.1.2 Service Ordering. BellSouth will make available the Electronic Data Interchange (EDI) interface and the TAG ordering interface for the purpose of exchanging order information, including order status and completion notification, for non-complex and certain complex resale requests and certain network elements. ECI may integrate the EDI interface or the TAG ordering interface with the TAG pre-ordering interface. In addition, BellSouth will provide integrated pre-ordering and ordering capability through the LENS interface for non-complex and certain complex resale service requests and certain network element requests.
- 2.1.3 Maintenance and Repair. ECI may report and monitor service troubles and obtain repair services from BellSouth via electronic interfaces. BellSouth provides several options for electronic trouble reporting. For exchange services, BellSouth will offer ECI non-discriminatory access to the Trouble Analysis Facilitation Interface (TAFI). In addition, BellSouth will offer an industry standard, machine-to-machine Electronic Communications Trouble Administration (ECTA) Gateway interface. For designed services, BellSouth will provide non-discriminatory trouble reporting via the ECTA Gateway. BellSouth will provide ECI an estimated time to repair, an appointment time or a commitment time, as appropriate, on trouble reports. Requests for trouble repair will be billed in accordance with the

provisions of this Attachment. BellSouth and ECI agree to adhere to BellSouth's Operational Understanding, as amended from time to time during this Agreement and as incorporated herein by reference. The Operational Understanding may be accessed via the Internet at <http://www.interconnection.bellsouth.com>.

- 2.2 Change Management. BellSouth provides a collaborative process for change management of the electronic interfaces through the Change Control Process (CCP). Guidelines for this process are set forth in the CCP document as amended from time to time during this Agreement. The CCP document may be accessed via the Internet at <http://www.interconnection.bellsouth.com>.
- 2.3 BellSouth's Versioning Policy for Electronic Interfaces. BellSouth's Versioning Policy is part of the Change Control Process (CCP). Pursuant to the CCP, BellSouth will issue new software releases for new industry standards for its EDI and TAG electronic interfaces. The Versioning Policy, including the appropriate notification to ECI, is set forth in the CCP document as amended from time to time during this Agreement. The CCP document may be accessed via the Internet at <http://www.interconnection.bellsouth.com>.
- 2.4 Rates. Charges for use of OSS shall be as set forth in Attachments 1 and 2 of this Agreement and are incorporated herein by reference.

3. MISCELLANEOUS

- 3.1 Pending Orders. Orders placed in the hold or pending status by ECI will be held for a maximum of thirty (30) days from the date the order is placed on hold. After such time, ECI shall be required to submit a new service order. Incorrect or invalid orders returned to ECI for correction or clarification will be held for ten (10) days. If ECI does not return a corrected order within ten (10) days, BellSouth will cancel the order.
- 3.2 Single Point of Contact. ECI will be the single point of contact with BellSouth for ordering activity for network elements and other services used by ECI to provide services to its end users, except that BellSouth may accept an order directly from another CLEC, or BellSouth, acting with authorization of the affected end user. ECI and BellSouth shall each execute a blanket letter of authorization with respect to customer orders. The Parties shall each be entitled to adopt their own internal processes for verification of customer authorization for orders, provided, however, that such processes shall comply with applicable state and federal law including, until superseded, the FCC guidelines and orders applicable to Presubscribed Interexchange Carrier (PIC) changes, including Un-PIC. Pursuant to an order from another carrier, BellSouth may disconnect any network element being used by ECI to provide service to that end user and may reuse such network elements or facilities to enable such other carrier to provide service to the end user. BellSouth will notify ECI that such an order has been processed, but will not be required to notify ECI in advance of such processing.

- 3.3 Use of Facilities. When a customer of ECI elects to discontinue service and transfer service to another local exchange carrier, including BellSouth, BellSouth shall have the right to reuse the facilities provided to ECI by BellSouth. In addition, where BellSouth provides local switching, BellSouth may disconnect and reuse facilities when the facility is in a denied state and BellSouth has received an order to establish new service or transfer of service from a customer or a customer's CLEC at the same address served by the denied facility. BellSouth will notify ECI that such an order has been processed after the disconnect order has been completed.
- 3.4 Contact Numbers. The Parties agree to provide one another with toll-free nationwide (50 states) contact numbers for the purpose of ordering, provisioning and maintenance of services.
- 3.5 Subscription Functions. In cases where BellSouth performs subscription functions for an interexchange carrier ("IXC") (i.e. PIC and LPIC changes via Customer Account Record Exchange (CARE)), BellSouth will provide the affected IXCs with the Operating Company Number (OCN) of the local provider for the purpose of obtaining end user billing account and other end user information required under subscription requirements.
- 3.6 Cancellation Charges. If ECI cancels an order for Network Elements or other services, any costs incurred by BellSouth in conjunction with the provisioning of that order will be recovered in accordance with BellSouth's Private Line Tariff or BellSouth's FCC No. 1 Tariff, Section 5, as applicable.
- 3.7 Service Date Advancement Charges (a.k.a. Expedites). For Service Date Advancement requests by ECI, Service Date Advancement charges will apply for intervals less than the standard interval as outlined in the BellSouth Product and Services Interval Guide. The charges as outlined in BellSouth's Private Line Tariff or BellSouth's FCC No. 1 Tariff, Section 5, will apply as applicable.

Attachment 7

Billing

TABLE OF CONTENTS

1. PAYMENT AND BILLING ARRANGEMENTS.....	3
2. BILLING DISPUTES.....	6
3. RAO HOSTING.....	7
4. OPTIONAL DAILY USAGE FILE	10
5. ACCESS DAILY USAGE FILE	13
Rates.....	Exhibit A

BILLING

1. PAYMENT AND BILLING ARRANGEMENTS

The terms and conditions set forth in this Attachment shall apply to all services ordered and provisioned pursuant to this Agreement.

- 1.1 Billing. BellSouth will bill through the Carrier Access Billing System (CABS) and through the Customer Records Information System (CRIS) depending on the particular service(s) provided to ECI under this Agreement. BellSouth will format all bills in CBOS Standard or CLUB/EDI format, depending on the type of service provided. For those services where standards have not yet been developed, BellSouth's billing format will change as necessary when standards are finalized by the applicable industry forum.
 - 1.1.1 For any service(s) BellSouth receives from ECI, ECI shall bill BellSouth in CABS format.
 - 1.1.2 If either Party requests multiple billing media or additional copies of bills, the Billing Party will provide these at a reasonable cost.
 - 1.1.3 Any switched access charges associated with interexchange carrier access to the resold local exchange lines will be billed by, and due to BellSouth.
 - 1.1.4 BellSouth will render bills each month for resold lines on established bill days for each of ECI's accounts. If either Party requests multiple billing media or additional copies of the bills, the Billing Party will provide these at a reasonable cost.
 - 1.1.5 BellSouth will bill ECI in advance for all resold services to be provided during the ensuing billing period except charges associated with service usage, which will be billed in arrears. Charges will be calculated on an individual End User account level, including, if applicable, any charge for usage or usage allowances. BellSouth will also bill ECI, and ECI will be responsible for and remit to BellSouth, all charges applicable to resold services including but not limited to 911 and E911 charges, End Users common line charges, federal subscriber line charges, telecommunications relay charges (TRS), and franchise fees.
 - 1.1.6 BellSouth will not perform billing and collection services for ECI as a result of the execution of this Agreement. All requests for billing services should be referred to the appropriate entity or operational group within BellSouth.
- 1.2 Establishing Accounts. After receiving certification as a local exchange carrier from the appropriate regulatory agency, ECI will provide the appropriate BellSouth account manager the necessary documentation to enable BellSouth to establish accounts for Local Interconnection, Network Elements and Other Services, Collocation and/or resold services. Such documentation shall include the Application for Master Account, if applicable, proof of authority to provide

telecommunications services, the appropriate Operating Company Number (OCN) assigned by the National Exchange Carriers Association (NECA), Carrier Identification Code (CIC), Group Access Code (GAC), Access Customer Name and Abbreviation (ACNA), as applicable, and a tax exemption certificate, if applicable.

- 1.2.1 Payment Responsibility. Payment of all charges will be the responsibility of ECI. ECI shall make payment to BellSouth for all services billed. Payments made by ECI to BellSouth as payment on account will be credited to ECI's accounts receivable master account. BellSouth will not become involved in billing disputes that may arise between ECI and ECI's customer.
- 1.3 Payment Due. Payment for services provided will be due on or before the next bill date (i.e., same date in the following month as the bill date) and is payable in immediately available funds. Payment is considered to have been made when received by BellSouth.
- 1.4 If the payment due date falls on a Sunday or on a Holiday that is observed on a Monday, the payment due date shall be the first non-Holiday day following such Sunday or Holiday. If the payment due date falls on a Saturday or on a Holiday which is observed on Tuesday, Wednesday, Thursday, or Friday, the payment due date shall be the last non-Holiday day preceding such Saturday or Holiday. If payment is not received by the payment due date, a late payment charge, as set forth in Section 1.6, below, shall apply.
- 1.5 Tax Exemption. Upon BellSouth's receipt of tax exemption certificate, the total amount billed to ECI will not include those taxes or fees from which ECI is exempt. ECI will be solely responsible for the computation, tracking, reporting and payment of all taxes and like fees associated with the services provided to the end user of ECI.
- 1.6 Late Payment. If any portion of the payment is received by BellSouth after the payment due date as set forth preceding, or if any portion of the payment is received by BellSouth in funds that are not immediately available to BellSouth, then a late payment charge shall be due to BellSouth. The late payment charge shall be the portion of the payment not received by the payment due date multiplied by a late factor and will be applied on a per bill basis. The late factor shall be as set forth in Section A2 of the General Subscriber Services Tariff, Section B2 of the Private Line Service Tariff or Section E2 of the Intrastate Access Tariff, as appropriate. In addition to any applicable late payment charges, ECI may be charged a fee for all returned checks as set forth in Section A2 of the General Subscriber Services Tariff or pursuant to the applicable state law.
- 1.7 Discontinuing Service to ECI. The procedures for discontinuing service to ECI are as follows:

- 1.7.1 BellSouth reserves the right to suspend or terminate service in the event of prohibited, unlawful or improper use of BellSouth facilities or service, abuse of BellSouth facilities, or any other violation or noncompliance by ECI of the rules and regulations of BellSouth's tariffs.
- 1.7.2 BellSouth reserves the right to suspend or terminate service for nonpayment. If payment of amounts not subject to a billing dispute, as described in Section 2, is not received by the bill date in the month after the original bill date, BellSouth will provide written notice to ECI that additional applications for service may be refused, that any pending orders for service may not be completed, and/or that access to ordering systems may be suspended if payment is not received by the fifteenth day following the date of the notice. In addition, BellSouth may, at the same time, provide written notice to the person designated by ECI to receive notices of noncompliance that BellSouth may discontinue the provision of existing services to ECI if payment is not received by the thirtieth day following the date of the initial notice.
- 1.7.3 In the case of such discontinuance, all billed charges, as well as applicable termination charges, shall become due.
- 1.7.4 If BellSouth does not discontinue the provision of the services involved on the date specified in the thirty days notice and ECI's noncompliance continues, nothing contained herein shall preclude BellSouth's right to discontinue the provision of the services to ECI without further notice.
- 1.7.5 Upon discontinuance of service on ECI's account, service to ECI's end users will be denied. BellSouth will reestablish service for ECI upon payment of all past due charges and the appropriate connection fee subject to BellSouth's normal application procedures. ECI is solely responsible for notifying the end user of the proposed service disconnection. If within fifteen (15) days after ECI has been denied and no arrangements to reestablish service have been made consistent with this subsection, ECI's service will be disconnected.
- 1.8 Deposit Policy. ECI shall complete the BellSouth Credit Profile and provide information to BellSouth regarding credit worthiness. Based on the results of the credit analysis, BellSouth reserves the right to secure the account with a suitable form of security deposit. Such security deposit shall take the form of cash, an Irrevocable Letter of Credit (BellSouth form), Surety Bond (BellSouth form) or, in BellSouth's sole discretion, some other form of security. Any such security deposit shall in no way release ECI from its obligation to make complete and timely payments of its bill. ECI shall pay any applicable deposits prior to the inauguration of service. If, in the sole opinion of BellSouth, circumstances so warrant and/or gross monthly billing has increased beyond the level initially used to determine the level of security deposit, BellSouth reserves the right to request additional security and/or file a Uniform Commercial Code (UCC-1) security interest in ECI's "accounts receivables and proceeds." Interest on a security

deposit, if provided in cash, shall accrue and be paid in accordance with the terms in the appropriate BellSouth tariff. Security deposits collected under this Section shall not exceed two months' estimated billing. In the event ECI fails to remit to BellSouth any deposit requested pursuant to this Section, service to ECI may be terminated in accordance with the terms of Section 1.7 of this Attachment, and any security deposits will be applied to ECI's account(s).

1.9 Notices. Notwithstanding anything to the contrary in this Agreement, all bills and notices regarding billing matters, including notices relating to security deposits, disconnection of services for nonpayment of charges, and rejection of additional orders from ECI, shall be forwarded to the individual and/or address provided by ECI in establishment of its billing account(s) with BellSouth, or to the individual and/or address subsequently provided by ECI as the contact for billing information. All monthly bills and notices described in this Section shall be forwarded to the same individual and/or address; provided, however, upon written notice from ECI to BellSouth's billing organization, a final notice of disconnection of services purchased by ECI under this Agreement shall be sent via certified mail to the individual(s) listed in the Notices provision of the General Terms and Conditions of this Agreement at least 30 days before BellSouth takes any action to terminate such services.

1.10 Rates. Rates for Optional Daily Usage File (ODUF), Access Daily Usage File (ADUF), and Centralized Message Distribution Service (CMDS) are set out in Exhibit A to this Attachment. If no rate is identified in this Attachment, the rate for the specific service or function will be as set forth in applicable BellSouth tariff or as negotiated by the Parties upon request by either Party.

2. BILLING DISPUTES

2.1 Each Party agrees to notify the other Party in writing upon the discovery of a billing dispute. ECI shall report all billing disputes to BellSouth using the Billing Adjustment Request Form (RF 1461) provided by BellSouth. In the event of a billing dispute, the Parties will endeavor to resolve the dispute within sixty (60) calendar days of the notification date. If the Parties are unable within the 60 day period to reach resolution, then the aggrieved Party may pursue dispute resolution in accordance with the General Terms and Conditions of this Agreement.

2.2 For purposes of this Section 2, a billing dispute means a reported dispute of a specific amount of money actually billed by either Party. The dispute must be clearly explained by the disputing Party and supported by written documentation, which clearly shows the basis for disputing charges. By way of example and not by limitation, a billing dispute will not include the refusal to pay all or part of a bill or bills when no written documentation is provided to support the dispute, nor shall a billing dispute include the refusal to pay other amounts owed by the billed Party until the dispute is resolved. Claims by the billed Party for damages of any kind will not be considered a billing dispute for purposes of this Section. If the

billing dispute is resolved in favor of the billing Party, the disputing Party will make immediate payment of any of the disputed amount owed to the billing Party or the billing Party shall have the right to pursue normal treatment procedures. Any credits due to the disputing Party, pursuant to the billing dispute, will be applied to the disputing Party's account by the billing Party immediately upon resolution of the dispute.

- 2.3 If a Party disputes a charge and does not pay such charge by the payment due date, or if a payment or any portion of a payment is received by either Party after the payment due date, or if a payment or any portion of a payment is received in funds which are not immediately available to the other Party, then a late payment charge and interest, where applicable, shall be assessed. For bills rendered by either Party for payment, the late payment charge for both Parties shall be calculated based on the portion of the payment not received by the payment due date multiplied by the late factor as set forth in the following BellSouth tariffs: for services purchased from the General Subscribers Services Tariff for purposes of resale and for ports and non-designed loops, Section A2 of the General Subscriber Services Tariff; for services purchased from the Private Line Tariff for purposes of resale, Section B2 of the Private Line Service Tariff; and for designed network elements and other services and local interconnection charges, Section E2 of the Access Service Tariff. The Parties shall assess interest on previously assessed late payment charges only in a state where it has the authority pursuant to its tariffs.

3. RAO HOSTING

- 3.1 RAO Hosting, Calling Card and Third Number Settlement System (CATS) and Non-Intercompany Settlement System (NICS) services provided to ECI by BellSouth will be in accordance with the methods and practices regularly applied by BellSouth to its own operations during the term of this Agreement, including such revisions as may be made from time to time by BellSouth.
- 3.2 ECI shall furnish all relevant information required by BellSouth for the provision of RAO Hosting, CATS and NICS.
- 3.3 Charges or credits, as applicable, will be applied by BellSouth to ECI on a monthly basis in arrears. Amounts due (excluding adjustments) are payable within thirty (30) days of receipt of the billing statement.
- 3.4 ECI must have its own unique hosted RAO code. Where BellSouth is the selected CMDS interfacing host, ECI must request that BellSouth establish a unique hosted RAO code for ECI. Such request shall be in writing to the BellSouth RAO Hosting coordinator and must be submitted at least eight (8) weeks prior to provision of services pursuant to this Section. Services shall commence on a date mutually agreed by the Parties.

- 3.5 BellSouth will receive messages from ECI that are to be processed by BellSouth, another LEC in the BellSouth region or a LEC outside the BellSouth region. ECI shall send all messages to BellSouth no later than sixty (60) days after the message date.
- 3.6 BellSouth will perform invoice sequence checking, standard EMI format editing, and balancing of message data with the EMI trailer record counts on all data received from ECI.
- 3.7 All data received from ECI that is to be processed or billed by another LEC within the BellSouth region will be distributed to that LEC in accordance with the Agreement(s) in effect between BellSouth and the involved LEC.
- 3.8 All data received from ECI that is to be placed on the CMDS network for distribution outside the BellSouth region will be handled in accordance with the agreement(s) in effect between BellSouth and its connecting contractor.
- 3.9 BellSouth will receive messages from the CMDS network that are destined to be processed by ECI and will forward them to ECI on a daily basis for processing.
- 3.10 Transmission of message data between BellSouth and ECI will be via CONNECT:Direct.
- 3.10.1 Data circuits (private line or dial-up) will be required between BellSouth and ECI for the purpose of data transmission. Where a dedicated line is required, ECI will be responsible for ordering the circuit and coordinating the installation with BellSouth. ECI is responsible for any charges associated with this line. Equipment required on the BellSouth end to attach the line to the mainframe computer and to transmit data will be negotiated on a individual case basis. Where a dial-up facility is required, dial circuits will be installed in the BellSouth data center by BellSouth and the associated charges assessed to ECI. Additionally, all message toll charges associated with the use of the dial circuit by ECI will be the responsibility of ECI. Associated equipment on the BellSouth end, including a modem, will be negotiated on a individual case basis between the Parties. All equipment, including modems and software, that is required on the ECI end for the purpose of data transmission will be the responsibility of ECI.
- 3.11 All messages and related data exchanged between BellSouth and ECI will be formatted for EMI formatted records and packed between appropriate EMI header and trailer records in accordance with accepted industry standards.
- 3.12 ECI will maintain recorded message detail necessary to recreate files provided to BellSouth for a period of three (3) calendar months beyond the related message dates.

- 3.13 Should it become necessary for ECI to send data to BellSouth more than sixty (60) days past the message date(s), ECI will notify BellSouth in advance of the transmission of the data. BellSouth will work with its connecting contractor and/or ECI, where necessary, to notify all affected LECs.
- 3.14 In the event that data to be exchanged between the two Parties should become lost or destroyed, the Party responsible for creating the data will make every effort to restore and retransmit such data. If the data cannot be retrieved, the Party responsible for losing or destroying the data will be liable to the other Party for any resulting lost revenue. Lost revenue may be a combination of revenues that could not be billed to the end users and associated access revenues. Both Parties will work together to estimate the revenue amount based upon historical data through a method mutually agreed upon. The resulting estimated revenue loss will be paid by the responsible Party to the other Party within three (3) calendar months of the resolution of the amount owed, or as mutually agreed upon by the Parties.
- 3.15 Should an error be detected by the EMI format edits performed by BellSouth on data received from ECI, the entire pack containing the affected data will not be processed by BellSouth. BellSouth will notify ECI of the error. ECI will correct the error(s) and will resend the entire pack to BellSouth for processing. In the event that an out-of-sequence condition occurs on subsequent packs, ECI will resend these packs to BellSouth after the pack containing the error has been successfully reprocessed by BellSouth.
- 3.16 In association with message distribution service, BellSouth will provide ECI with associated intercompany settlements reports (CATS and NICS) as appropriate.
- 3.17 Notwithstanding anything in this Agreement to the contrary, in no case shall either Party be liable to the other for any direct or consequential damages incurred as a result of the obligations set out in this Section 3.
- 3.18 Intercompany Settlements Messages
- 3.18.1 Intercompany Settlements Messages facilitate the settlement of revenues associated with traffic originated from or billed by ECI as a facilities based provider of local exchange telecommunications services outside the BellSouth region. Only traffic that originates in one Bell operating territory and bills in another Bell operating territory is included. Traffic that originates and bills within the same Bell operating territory will be settled on a local basis between ECI and the involved company(ies), unless that company is participating in NICS.
- 3.18.2 Both traffic that originates outside the BellSouth region by ECI and is billed within the BellSouth region, and traffic that originates within the BellSouth region and is billed outside the BellSouth region by ECI, is covered by CATS. Also covered is traffic that either is originated by or billed by ECI, involves a company other than

ECI, qualifies for inclusion in the CATS settlement, and is not originated or billed within the BellSouth region (NICS).

- 3.18.3 Once ECI is operating within the BellSouth territory, revenues associated with calls originated and billed within the BellSouth region will be settled via NICS.
- 3.18.4 BellSouth will receive the monthly NICS reports from Telcordia on behalf of ECI. BellSouth will distribute copies of these reports to ECI on a monthly basis.
- 3.18.5 BellSouth will receive the monthly CATS reports from Telcordia on behalf of ECI. BellSouth will distribute copies of these reports to ECI on a monthly basis.
- 3.18.6 BellSouth will collect the revenue earned by ECI from the Bell operating company in whose territory the messages are billed via CATS, less a per message billing and collection fee of five cents (\$0.05), on behalf of ECI. BellSouth will remit the revenue billed by ECI to the Bell operating company in whose territory the messages originated, less a per message billing and collection fee of five cents (\$0.05), on behalf on ECI. These two amounts will be netted together by BellSouth and the resulting charge or credit issued to ECI via a monthly Carrier Access Billing System (CABS) miscellaneous bill.
- 3.18.7 BellSouth will collect the revenue earned by ECI within the BellSouth territory from another CLEC also within the BellSouth territory (NICS) where the messages are billed, less a per message billing and collection fee of five cents (\$0.05), on behalf of ECI. BellSouth will remit the revenue billed by ECI within the BellSouth region to the CLEC also within the BellSouth region, where the messages originated, less a per message billing and collection fee of five cents (\$0.05). These two amounts will be netted together by BellSouth and the resulting charge or credit issued to ECI via a monthly CABS miscellaneous bill.
- 3.18.8 BellSouth and ECI agree that monthly netted amounts of less than fifty dollars (\$50.00) will not be settled.

4. OPTIONAL DAILY USAGE FILE

- 4.1 Upon written request from ECI, BellSouth will provide the Optional Daily Usage File (ODUF) service to ECI pursuant to the terms and conditions set forth in this section.
- 4.2 ECI shall furnish all relevant information required by BellSouth for the provision of the ODUF.
- 4.3 The ODUF feed will contain billable messages that were carried over the BellSouth Network and processed in the BellSouth Billing System, but billed to a ECI customer.

- 4.4 Charges for the ODUF will appear on ECIs' monthly bills. The charges are as set forth in Exhibit A to this Attachment.
- 4.5 The ODUF feed will contain both rated and unrated messages. All messages will be in the standard Alliance for Telecommunications Industry Solutions (ATIS) EMI record format.
- 4.6 Messages that error in the billing system of ECI will be the responsibility of ECI. If, however, ECI should encounter significant volumes of errored messages that prevent processing by ECI within its systems, BellSouth will work with ECI to determine the source of the errors and the appropriate resolution.
- 4.7 The following specifications shall apply to the ODUF feed.
 - 4.7.1 ODUF Messages to be Transmitted
 - 4.7.1.1 The following messages recorded by BellSouth will be transmitted to ECI:
 - 4.7.1.1.1 Message recording for per use/per activation type services (examples:
Three -Way Calling, Verify, Interrupt, Call Return, etc.)
 - 4.7.1.1.2 Measured billable Local
 - 4.7.1.1.3 Directory Assistance messages
 - 4.7.1.1.4 IntraLATA Toll
 - 4.7.1.1.5 WATS and 800 Service
 - 4.7.1.1.6 N11
 - 4.7.1.1.7 Information Service Provider Messages
 - 4.7.1.1.8 Operator Services Messages
 - 4.7.1.1.9 Operator Services Message Attempted Calls (Network Element only)
 - 4.7.1.1.10 Credit/Cancel Records
 - 4.7.1.1.11 Usage for Voice Mail Message Service
 - 4.7.1.2 Rated Incollects (messages BellSouth receives from other revenue accounting offices) can also be on ODUF. Rated Incollects will be intermingled with BellSouth recorded rated and unrated usage. Rated Incollects will not be packed separately.
 - 4.7.1.3 BellSouth will perform duplicate record checks on records processed to ODUF. Any duplicate messages detected will be deleted and not sent to ECI.

- 4.7.1.4 In the event that ECI detects a duplicate on ODUF they receive from BellSouth, ECI will drop the duplicate message and will not return the duplicate to BellSouth.
- 4.7.2 ODUF Physical File Characteristics
 - 4.7.2.1 ODUF will be distributed to ECI via CONNECT:Direct or another mutually agreed medium. The ODUF feed will be a variable block format (2476) with a Logical Record Link (LRECL) of 2472. The data on the ODUF feed will be in a non-compacted EMI format (175 byte format plus modules). It will be created on a daily basis Monday through Friday except holidays. Details such as dataset name and delivery schedule will be addressed during negotiations of the distribution medium. There will be a maximum of one dataset per workday per OCN.
 - 4.7.2.2 Data circuits (private line or dial-up) will be required between BellSouth and ECI for the purpose of data transmission as set forth in Section 3.10.1 above.
- 4.7.3 ODUF Packing Specifications
 - 4.7.3.1 A pack will contain a minimum of one message record or a maximum of 99,999 message records plus a pack header record and a pack trailer record. One transmission can contain a maximum of 99 packs and a minimum of one pack.
 - 4.7.3.2 The OCN, From RAO, and Invoice Number will control the invoice sequencing. The From RAO will be used to identify to ECI which BellSouth RAO that is sending the message. BellSouth and ECI will use the invoice sequencing to control data exchange. BellSouth will be notified of sequence failures identified by ECI and resend the data as appropriate.

The data will be packed using ATIS EMI records.
- 4.7.4 ODUF Pack Rejection
 - 4.7.4.1 ECI will notify BellSouth within one business day of rejected packs (via the mutually agreed medium). Packs could be rejected because of pack sequencing discrepancies or a critical edit failure on the Pack Header or Pack Trailer records (i.e. out-of-balance condition on grand totals, invalid data populated). Standard ATIS EMI error codes will be used. ECI will not be required to return the actual rejected data to BellSouth. Rejected packs will be corrected and retransmitted to ECI by BellSouth.
- 4.7.5 ODUF Control Data
 - 4.7.5.1 ECI will send one confirmation record per pack that is received from BellSouth. This confirmation record will indicate ECI's receipt of the pack and acceptance or rejection of the pack. Pack Status Code(s) will be populated using standard ATIS EMI error codes for packs that were rejected by ECI for reasons stated in the above section.

4.7.6 ODUF Testing

- 4.7.6.1 Upon request from ECI, BellSouth shall send ODUF test files to ECI. The Parties agree to review and discuss the ODUF content and/or format. For testing of usage results, BellSouth shall request that ECI set up a production (live) file. The live test may consist of ECI's employees making test calls for the types of services ECI requests on ODUF. These test calls are logged by ECI, and the logs are provided to BellSouth. These logs will be used to verify the files. Testing will be completed within 30 calendar days from the date on which the initial test file was sent.

5. ACCESS DAILY USAGE FILE

- 5.1 Upon written request from ECI, BellSouth will provide the Access Daily Usage File (ADUF) service to ECI pursuant to the terms and conditions set forth in this section.
- 5.2 ECI shall furnish all relevant information required by BellSouth for the provision of ADUF.
- 5.3 ADUF will contain access messages associated with a port that ECI has purchased from BellSouth
- 5.4 Charges for ADUF will appear on ECI's monthly bills. The charges are as set forth in Exhibit A to this Attachment. All messages will be in the standard ATIS EMI record format.
- 5.5 Messages that error in the billing system of ECI will be the responsibility of ECI. If, however, ECI should encounter significant volumes of errored messages that prevent processing by ECI within its systems, BellSouth will work with ECI to determine the source of the errors and the appropriate resolution.
- 5.6 ADUF Messages To Be Transmitted
- 5.6.1 The following messages recorded by BellSouth will be transmitted to ECI:
- 5.6.1.1 Recorded originating and terminating interstate and intrastate access records associated with a port.
- 5.6.1.2 Recorded terminating access records for undetermined jurisdiction access records associated with a port.
- 5.6.2 BellSouth will perform duplicate record checks on records processed to ADUF. Any duplicate messages detected will be dropped and not sent to ECI.
- 5.6.3 In the event that ECI detects a duplicate on ADUF they receive from BellSouth, ECI will drop the duplicate message and will not return the duplicate to BellSouth.

- 5.6.4 ADUF Physical File Characteristics
 - 5.6.4.1 ADUF will be distributed to ECI via CONNECT:Direct or another mutually agreed medium. The ADUF feed will be a fixed block format (2476) with an LRECL of 2472. The data on the ADUF feed will be in a non-compacted EMI format (210 byte). It will be created on a daily basis Monday through Friday except holidays. Details such as dataset name and delivery schedule will be addressed during negotiations of the distribution medium. There will be a maximum of one dataset per workday per OCN.
 - 5.6.4.2 Data circuits (private line or dial-up) will be required between BellSouth and ECI for the purpose of data transmission as set forth in Section 3.10.1 above.
- 5.6.5 ADUF Packing Specifications
 - 5.6.5.1 A pack will contain a minimum of one message record or a maximum of 99,999 message records plus a pack header record and a pack trailer record. One transmission can contain a maximum of 99 packs and a minimum of one pack.
 - 5.6.5.2 The OCN, From RAO, and Invoice Number will control the invoice sequencing. The From RAO will be used to identify to ECI which BellSouth RAO is sending the message. BellSouth and ECI will use the invoice sequencing to control data exchange. BellSouth will be notified of sequence failures identified by ECI and resend the data as appropriate.

The data will be packed using ATIS EMI records.
- 5.6.6 ADUF Pack Rejection
 - 5.6.6.1 ECI will notify BellSouth within one business day of rejected packs (via the mutually agreed medium). Packs could be rejected because of pack sequencing discrepancies or a critical edit failure on the Pack Header or Pack Trailer records (i.e. out-of-balance condition on grand totals, invalid data populated). Standard ATIS EMI error codes will be used. ECI will not be required to return the actual rejected data to BellSouth. Rejected packs will be corrected and retransmitted to ECI by BellSouth.
- 5.6.7 ADUF Control Data
 - 5.6.7.1 ECI will send one confirmation record per pack that is received from BellSouth. This confirmation record will indicate ECI's receipt of the pack and acceptance or rejection of the pack. Pack Status Code(s) will be populated using standard ATIS EMI error codes for packs that were rejected by ECI for reasons stated in the above section.
- 5.6.8 ADUF Testing

- 5.6.8.1 Upon request from ECI, BellSouth shall send a test file of generic data to ECI via Connect:Direct or Text File via E-Mail. The Parties agree to review and discuss the test file's content and/or format.

ODUF/ADUF/CMDS - Alabama												Attachment: 7		Exhibit: A		
CATEGORY	RATE ELEMENTS	Interim	Zone	BCS	USOC	RATES(\$)				Svc Order Submitted Elec per LSR	Svc Order Submitted Manually per LSR	Incremental Charge - Manual Svc Order vs. Electronic-1st	Incremental Charge - Manual Svc Order vs. Electronic-Add'l	Incremental Charge - Manual Svc Order vs. Electronic-Disc 1st	Incremental Charge - Manual Svc Order vs. Electronic-Disc Add'l	
							Nonrecurring		Nonrecurring Disconnect		OSS Rates(\$)					
						Rec	First	Add'l	First	Add'l	SOME C	SOMAN	SOMAN	SOMAN	SOMAN	
ODUF/ADUF/CMDS																
	ACCESS DAILY USAGE FILE (ADUF)															
	ADUF: Message Processing, per message				N/A	0.004										
	ADUF: Data Transmission (CONNECT:DIRECT), per message				N/A	0.001										
	OPTIONAL DAILY USAGE FILE (ODUF)															
	ODUF: Recording, per message				N/A	0.0002										
	ODUF: Message Processing, per message				N/A	0.0033										
	ODUF: Message Processing, per Magnetic Tape provisioned				N/A	55.19										
	ODUF: Data Transmission (CONNECT:DIRECT), per message				N/A	0.00004										
	CENTRALIZED MESSAGE DISTRIBUTION SERVICE (CMDS)															
	CMDS: Message Processing, per message				N/A	0.004										
	CMDS: Data Transmission (CONNECT:DIRECT), per message				N/A	0.001										
Notes: If no rate is identified in the contract, the rate for the specific service or function will be as set forth in applicable BellSouth tariff or as negotiated by the Parties upon request by either Party.																

ODUF/ADUF/CMDS - Florida												Attachment: 7		Exhibit: A			
CATEGORY	RATE ELEMENTS	Interim	Zone	BCS	USOC	RATES(\$)				Svc Order Submitted Elec per LSR	Svc Order Submitted Manually per LSR	Incremental Charge - Manual Svc Order vs. Electronic-1st	Incremental Charge - Manual Svc Order vs. Electronic-Add'l	Incremental Charge - Manual Svc Order vs. Electronic-Disc 1st	Incremental Charge - Manual Svc Order vs. Electronic-Disc Add'l		
							Nonrecurring		Nonrecurring Disconnect		OSS Rates(\$)						
						Rec	First	Add'l	First	Add'l	SOME C	SOMAN	SOMAN	SOMAN	SOMAN	SOMAN	
ODUF/ADUF/CMDS																	
	ACCESS DAILY USAGE FILE (ADUF)																
	ADUF: Message Processing, per message				N/A	0.014391											
	ADUF: Data Transmission (CONNECT:DIRECT), per message				N/A	0.00012973											
	OPTIONAL DAILY USAGE FILE (ODUF)																
	ODUF: Recording, per message				N/A	0.0000071											
	ODUF: Message Processing, per message				N/A	0.006835											
	ODUF: Message Processing, per Magnetic Tape provisioned				N/A	48.96											
	ODUF: Data Transmission (CONNECT:DIRECT), per message				N/A	0.00010811											
	CENTRALIZED MESSAGE DISTRIBUTION SERVICE (CMDS)																
	CMDS: Message Processing, per message				N/A	0.004											
	CMDS: Data Transmission (CONNECT:DIRECT), per message				N/A	0.001											
Notes: If no rate is identified in the contract, the rate for the specific service or function will be as set forth in applicable BellSouth tariff or as negotiated by the Parties upon request by either Party.																	

ODUF/ADUF/CMDS - Georgia												Attachment: 7		Exhibit: A		
CATEGORY	RATE ELEMENTS	Interim	Zone	BCS	USOC	RATES(\$)				Svc Order Submitted Elec per LSR	Svc Order Submitted Manually per LSR	Incremental Charge - Manual Svc Order vs. Electronic-1st	Incremental Charge - Manual Svc Order vs. Electronic-Add'l	Incremental Charge - Manual Svc Order vs. Electronic-Disc 1st	Incremental Charge - Manual Svc Order vs. Electronic-Disc Add'l	
							Nonrecurring		Nonrecurring Disconnect		OSS Rates(\$)					
						Rec	First	Add'l	First	Add'l	SOMEC	SOMAN	SOMAN	SOMAN	SOMAN	
ODUF/ADUF/CMDS																
	ACCESS DAILY USAGE FILE (ADUF)															
	ADUF: Message Processing, per message				N/A	0.0136327										
	ADUF: Data Transmission (CONNECT:DIRECT), per message				N/A	0.0000434										
	OPTIONAL DAILY USAGE FILE (ODUF)															
	ODUF: Recording, per message				N/A	0.0001275										
	ODUF: Message Processing, per message				N/A	0.0082548										
	ODUF: Message Processing, per Magnetic Tape provisioned				N/A	28.85										
	ODUF: Data Transmission (CONNECT:DIRECT), per message				N/A	0.0000434										
	CENTRALIZED MESSAGE DISTRIBUTION SERVICE (CMDS)															
	CMDS: Message Processing, per message				N/A	0.004										
	CMDS: Data Transmission (CONNECT:DIRECT), per message				N/A	0.001										
Notes: If no rate is identified in the contract, the rate for the specific service or function will be as set forth in applicable BellSouth tariff or as negotiated by the Parties upon request by either Party.																

ODUF/ADUF/CMDS - Kentucky												Attachment: 7		Exhibit: A			
CATEGORY	RATE ELEMENTS	Interim	Zone	BCS	USOC	RATES(\$)				Svc Order Submitted Elec per LSR	Svc Order Submitted Manually per LSR	Incremental Charge - Manual Svc Order vs. Electronic-1st	Incremental Charge - Manual Svc Order vs. Electronic-Add'l	Incremental Charge - Manual Svc Order vs. Electronic-Disc 1st	Incremental Charge - Manual Svc Order vs. Electronic-Disc Add'l		
							Nonrecurring		Nonrecurring Disconnect		OSS Rates(\$)						
						Rec	First	Add'l	First	Add'l	SOMEC	SOMAN	SOMAN	SOMAN	SOMAN	SOMAN	
ODUF/ADUF/CMDS																	
	ACCESS DAILY USAGE FILE (ADUF)																
	ADUF: Message Processing, per message					N/A	0.001857										
	ADUF: Data Transmission (CONNECT:DIRECT), per message					N/A	0.0001245										
	OPTIONAL DAILY USAGE FILE (ODUF)																
	ODUF: Recording, per message					N/A	0.0000136										
	ODUF: Message Processing, per message					N/A	0.002506										
	ODUF: Message Processing, per Magnetic Tape provisioned					N/A	35.90										
	ODUF: Data Transmission (CONNECT:DIRECT), per message					N/A	0.00010372										
	CENTRALIZED MESSAGE DISTRIBUTION SERVICE (CMDS)																
	CMDS: Message Processing, per message					N/A	0.004										
	CMDS: Data Transmission (CONNECT:DIRECT), per message					N/A	0.001										
Notes: If no rate is identified in the contract, the rate for the specific service or function will be as set forth in applicable BellSouth tariff or as negotiated by the Parties upon request by either Party.																	

ODUF/ADUF/CMDS - Louisiana												Attachment: 7		Exhibit: A			
CATEGORY	RATE ELEMENTS	Interim	Zone	BCS	USOC	RATES(\$)	Svc Order Submitted Elec per LSR	Svc Order Submitted Manually per LSR	Incremental Charge - Manual Svc Order vs. Electronic-1st	Incremental Charge - Manual Svc Order vs. Electronic-Add'l	Incremental Charge - Manual Svc Order vs. Electronic-Disc 1st	Incremental Charge - Manual Svc Order vs. Electronic-Disc Add'l	OSS Rates(\$)				
													SOME C	SOMAN	SOMAN	SOMAN	SOMAN
						Rec	First	Add'l	First	Add'l							
ODUF/ADUF/CMDS																	
	ACCESS DAILY USAGE FILE (ADUF)																
	ADUF: Message Processing, per message				N/A	0.007983											
	ADUF: Data Transmission (CONNECT:DIRECT), per message				N/A	0.00012681											
	OPTIONAL DAILY USAGE FILE (ODUF)																
	ODUF: Recording, per message				N/A	0.0000117											
	ODUF: Message Processing, per message				N/A	0.004641											
	ODUF: Message Processing, per Magnetic Tape provisioned				N/A	48.45											
	ODUF: Data Transmission (CONNECT:DIRECT), per message				N/A	0.00010568											
	CENTRALIZED MESSAGE DISTRIBUTION SERVICE (CMDS)																
	CMDS: Message Processing, per message				N/A	0.004											
	CMDS: Data Transmission (CONNECT:DIRECT), per message				N/A	0.001											
Notes: If no rate is identified in the contract, the rate for the specific service or function will be as set forth in applicable BellSouth tariff or as negotiated by the Parties upon request by either Party.																	

ODUF/ADUF/CMDS - Mississippi													Attachment: 7		Exhibit: A			
CATEGORY	RATE ELEMENTS				Interim	Zone	BCS	USOC	RATES(\$)				Svc Order Submitted Elec per LSR	Svc Order Submitted Manually per LSR	Incremental Charge - Manual Svc Order vs. Electronic-1st	Incremental Charge - Manual Svc Order vs. Electronic-Add'l	Incremental Charge - Manual Svc Order vs. Electronic-Disc 1st	Incremental Charge - Manual Svc Order vs. Electronic-Disc Add'l
									Nonrecurring		Nonrecurring Disconnect		OSS Rates(\$)					
								Rec	First	Add'l	First	Add'l	SOME C	SOMAN	SOMAN	SOMAN	SOMAN	SOMAN
ODUF/ADUF/CMDS																		
	ACCESS DAILY USAGE FILE (ADUF)																	
		ADUF: Message Processing, per message						N/A	0.008087									
		ADUF: Data Transmission (CONNECT:DIRECT), per message						N/A	0.00012803									
OPTIONAL DAILY USAGE FILE (ODUF)																		
		ODUF: Recording, per message						N/A	0.0000063									
		ODUF: Message Processing, per message						N/A	0.004707									
		ODUF: Message Processing, per Magnetic Tape provisioned						N/A	49.04									
		ODUF: Data Transmission (CONNECT:DIRECT), per message						N/A	0.00010669									
CENTRALIZED MESSAGE DISTRIBUTION SERVICE (CMDS)																		
		CMDS: Message Processing, per message						N/A	0.004									
		CMDS: Data Transmission (CONNECT:DIRECT), per message						N/A	0.001									
Notes: If no rate is identified in the contract, the rate for the specific service or function will be as set forth in applicable BellSouth tariff or as negotiated by the Parties upon request by either Party.																		

ODUF/ADUF/CMDS - North Carolina												Attachment: 7		Exhibit: A			
CATEGORY	RATE ELEMENTS	Interim	Zone	BCS	USOC	RATES(\$)				Svc Order Submitted Elec per LSR	Svc Order Submitted Manually per LSR	Incremental Charge - Manual Svc Order vs. Electronic-1st	Incremental Charge - Manual Svc Order vs. Electronic-Add'l	Incremental Charge - Manual Svc Order vs. Electronic-Disc 1st	Incremental Charge - Manual Svc Order vs. Electronic-Disc Add'l		
							Nonrecurring		Nonrecurring Disconnect		OSS Rates(\$)						
						Rec	First	Add'l	First	Add'l	SOMEC	SOMAN	SOMAN	SOMAN	SOMAN	SOMAN	
ODUF/ADUF/CMDS																	
	ACCESS DAILY USAGE FILE (ADUF)																
	ADUF: Message Processing, per message				N/A	0.004											
	ADUF: Data Transmission (CONNECT:DIRECT), per message				N/A	0.001											
	OPTIONAL DAILY USAGE FILE (ODUF)																
	ODUF: Recording, per message				N/A	0.0003											
	ODUF: Message Processing, per message				N/A	0.0032											
	ODUF: Message Processing, per Magnetic Tape provisioned				N/A	54.61											
	ODUF: Data Transmission (CONNECT:DIRECT), per message				N/A	0.0004											
	CENTRALIZED MESSAGE DISTRIBUTION SERVICE (CMDS)																
	CMDS: Message Processing, per message				N/A	0.004											
	CMDS: Data Transmission (CONNECT:DIRECT), per message				N/A	0.001											
Notes: If no rate is identified in the contract, the rate for the specific service or function will be as set forth in applicable BellSouth tariff or as negotiated by the Parties upon request by either Party.																	

ODUF/ADUF/CMDS - South Carolina												Attachment: 7		Exhibit: A			
CATEGORY	RATE ELEMENTS	Interim	Zone	BCS	USOC	RATES(\$)	Svc Order Submitted Elec per LSR	Svc Order Submitted Manually per LSR	Incremental Charge - Manual Svc Order vs. Electronic-1st	Incremental Charge - Manual Svc Order vs. Electronic-Add'l	Incremental Charge - Manual Svc Order vs. Electronic-Disc 1st	Incremental Charge - Manual Svc Order vs. Electronic-Disc Add'l	OSS Rates(\$)				
													SOME C	SOMAN	SOMAN	SOMAN	SOMAN
						Rec	First	Add'l	First	Add'l							
ODUF/ADUF/CMDS																	
	ACCESS DAILY USAGE FILE (ADUF)																
	ADUF: Message Processing, per message				N/A	0.008061											
	ADUF: Data Transmission (CONNECT:DIRECT), per message				N/A	0.00013036											
	OPTIONAL DAILY USAGE FILE (ODUF)																
	ODUF: Recording, per message				N/A	0.0000216											
	ODUF: Message Processing, per message				N/A	0.004704											
	ODUF: Message Processing, per Magnetic Tape provisioned				N/A	48.87											
	ODUF: Data Transmission (CONNECT:DIRECT), per message				N/A	0.00010863											
	CENTRALIZED MESSAGE DISTRIBUTION SERVICE (CMDS)																
	CMDS: Message Processing, per message				N/A	0.004											
	CMDS: Data Transmission (CONNECT:DIRECT), per message				N/A	0.001											
Notes: If no rate is identified in the contract, the rate for the specific service or function will be as set forth in applicable BellSouth tariff or as negotiated by the Parties upon request by either Party.																	

ODUF/ADUF/CMDS - Tennessee												Attachment: 7		Exhibit: A				
CATEGORY	RATE ELEMENTS				Interim	Zone	BCS	USOC	RATES(\$)			Svc Order Submitted Elec per LSR	Svc Order Submitted Manually per LSR	Incremental Charge - Manual Svc Order vs. Electronic-1st	Incremental Charge - Manual Svc Order vs. Electronic-Add'l	Incremental Charge - Manual Svc Order vs. Electronic-Disc 1st	Incremental Charge - Manual Svc Order vs. Electronic-Disc Add'l	
									Nonrecurring		Nonrecurring Disconnect	OSS Rates(\$)						
								Rec	First	Add'l	First	Add'l	SOME C	SOMAN	SOMAN	SOMAN	SOMAN	SOMAN
ODUF/ADUF/CMDS																		
	ACCESS DAILY USAGE FILE (ADUF)																	
		ADUF: Message Processing, per message					N/A	0.004										
		ADUF: Data Transmission (CONNECT:DIRECT), per message					N/A	0.001										
	OPTIONAL DAILY USAGE FILE (ODUF)																	
		ODUF: Recording, per message					N/A	0.0000044										
		ODUF: Message Processing, per message					N/A	0.0027366										
		ODUF: Message Processing, per Magnetic Tape provisioned					N/A	52.75										
		ODUF: Data Transmission (CONNECT:DIRECT), per message					N/A	0.0000339										
	CENTRALIZED MESSAGE DISTRIBUTION SERVICE (CMDS)																	
		CMDS: Message Processing, per message					N/A	0.004										
		CMDS: Data Transmission (CONNECT:DIRECT), per message					N/A	0.001										
Notes: If no rate is identified in the contract, the rate for the specific service or function will be as set forth in applicable BellSouth tariff or as negotiated by the Parties upon request by either Party.																		

Attachment 8

Rights-of-Way, Conduits and Pole Attachments

Rights-of-Way, Conduits and Pole Attachments

BellSouth will provide nondiscriminatory access to any pole, duct, conduit, or right-of-way owned or controlled by BellSouth pursuant to 47 U.S.C. § 224, as amended by the Act, pursuant to terms and conditions of a license agreement subsequently negotiated with BellSouth's Competitive Structure Provisioning Center.

ATTACHMENT 9

PERFORMANCE MEASUREMENTS

PERFORMANCE MEASUREMENTS

Upon a particular Commission's issuance of an Order pertaining to Performance Measurements in a proceeding expressly applicable to all CLECs generally, BellSouth shall implement in that state such Performance Measurements as of the date specified by the Commission.

Attachment 10

BellSouth Disaster Recovery Plan

CONTENTS

PAGE

1.0	Purpose	2
2.0	Single Point of Contact	2
3.0	Identifying the Problem	2
3.1	Site Control	3
3.2	Environmental Concerns	4
4.0	The Emergency Control Center (ECC)	4
5.0	Recovery Procedures	5
5.1	CLEC Outage	5
5.2	BellSouth Outage	5
5.2.1	Loss of Central Office	6
5.2.2	Loss of a Central Office with Serving Wire Center Functions	6
5.2.3	Loss of a Central Office with Tandem Functions	6
5.2.4	Loss of a Facility Hub	6
5.3	Combined Outage (CLEC and BellSouth Equipment)	7
6.0	T1 Identification Procedures	7
7.0	Acronyms	8

1.0 PURPOSE

In the unlikely event of a disaster occurring that affects BellSouth's long-term ability to deliver traffic to a Competitive Local Exchange Carrier (CLEC), general procedures have been developed to hasten the recovery process. Since each location is different and could be affected by an assortment of potential problems, a detailed recovery plan is impractical. However, in the process of reviewing recovery activities for specific locations, some basic procedures emerge that appear to be common in most cases.

These general procedures should apply to any disaster that affects the delivery of traffic for an extended time period. Each CLEC will be given the same consideration during an outage and service will be restored as quickly as possible.

This document will cover the basic recovery procedures that would apply to every CLEC.

2.0 SINGLE POINT OF CONTACT

When a problem is experienced, regardless of the severity, the BellSouth Network Management Center (NMC) will observe traffic anomalies and begin monitoring the situation. Controls will be appropriately applied to insure the sanity of BellSouth's network; and, in the event that a switch or facility node is lost, the NMC will attempt to circumvent the failure using available reroutes.

BellSouth's NMC will remain in control of the restoration efforts until the problem has been identified as being a long-term outage. At that time, the NMC will contact BellSouth's Emergency Control Center (ECC) and relinquish control of the recovery efforts. Even though the ECC may take charge of the situation, the NMC will continue to monitor the circumstances and restore traffic as soon as damaged network elements are revitalized.

The telephone number for the BellSouth Network Management Center in Atlanta, as published in Telcordia's National Network Management Directory, is 404-321-2516.

3.0 IDENTIFYING THE PROBLEM

During the early stages of problem detection, the NMC will be able to tell which CLECs are affected by the catastrophe. Further analysis and/or first hand observation will determine if the disaster has affected CLEC equipment only; BellSouth equipment only or a combination. The initial restoration activity will be largely determined by the equipment that is affected.

Once the nature of the disaster is determined and after verifying the cause of the problem, the NMC will initiate reroutes and/or transfers that are jointly agreed upon by the affected CLECs' Network Management Center and the BellSouth NMC. The type and percentage of controls used will depend upon available network capacity. Controls necessary to stabilize the situation will be invoked and the NMC will attempt to re-establish as much traffic as possible.

For long term outages, recovery efforts will be coordinated by the Emergency Control Center (ECC). Traffic controls will continue to be applied by the NMC until facilities are re-established. As equipment is made available for service, the ECC will instruct the NMC to begin removing the controls and allow traffic to resume.

3.1 SITE CONTROL

In the total loss of building use scenario, what likely exists will be a smoking pile of rubble. This rubble will contain many components that could be dangerous. It could also contain any personnel on the premises at the time of the disaster. For these reasons, the local fire marshal with the assistance of the police will control the site until the building is no longer a threat to surrounding properties and the companies have secured the site from the general public.

During this time, the majority owner of the building should be arranging for a demolition contractor to mobilize to the site with the primary objective of reaching the cable entrance facility for a damage assessment. The results of this assessment would then dictate immediate plans for restoration, both short term and permanent.

In a less catastrophic event, i.e., the building is still standing and the cable entrance facility is usable, the situation is more complex. The site will initially be controlled by local authorities until the threat to adjacent property has diminished. Once the site is returned to the control of the companies, the following events should occur.

An initial assessment of the main building infrastructure systems (mechanical, electrical, fire and life safety, elevators, and others) will establish building needs. Once these needs are determined, the majority owner should lead the building restoration efforts. There may be situations where the site will not be totally restored within the confines of the building. The companies must individually determine their needs and jointly assess the cost of permanent restoration to determine the overall plan of action.

Multiple restoration trailers from each company will result in the need for designated space and installation order. This layout and control is required to maximize the amount of restoration equipment that can be placed at the site, and the priority of placements.

Care must be taken in this planning to insure other restoration efforts have logistical access to the building. Major components of telephone and building equipment will need to be removed and replaced. A priority for this equipment must also be jointly established to facilitate overall site restoration. (Example: If the AC switchgear has sustained damage, this would be of the highest priority in order to regain power, lighting, and HVAC throughout the building.)

If the site will not accommodate the required restoration equipment, the companies would then need to quickly arrange with local authorities for street closures, rights of way or other possible options available.

3.2 ENVIRONMENTAL CONCERNS

In the worse case scenario, many environmental concerns must be addressed. Along with the police and fire marshal, the state environmental protection department will be on site to monitor the situation.

Items to be concerned with in a large central office building could include:

1. Emergency engine fuel supply. Damage to the standby equipment and the fuel handling equipment could have created "spill" conditions that have to be handled within state and federal regulations.
2. Asbestos containing materials that may be spread throughout the wreckage. Asbestos could be in many components of building, electrical, mechanical, outside plant distribution, and telephone systems.
3. Lead and acid. These materials could be present in potentially large quantities depending upon the extent of damage to the power room.
4. Mercury and other regulated compounds resident in telephone equipment.
5. Other compounds produced by the fire or heat.

Once a total loss event occurs at a large site, local authorities will control immediate clean up (water placed on the wreckage by the fire department) and site access.

At some point, the companies will become involved with local authorities in the overall planning associated with site clean up and restoration. Depending on the clean up approach taken, delays in the restoration of several hours to several days may occur.

In a less severe disaster, items listed above are more defined and can be addressed individually depending on the damage.

In each case, the majority owner should coordinate building and environmental restoration as well as maintain proper planning and site control.

4.0 THE EMERGENCY CONTROL CENTER (ECC)

The ECC is located in the Colonnade Building in Birmingham, Alabama. During an emergency, the ECC staff will convene a group of pre-selected experts to inventory the damage and initiate corrective actions. These experts have regional access to BellSouth's personnel and equipment and will assume control of the restoration activity anywhere in the nine-state area.

In the past, the ECC has been involved with restoration activities resulting from hurricanes, ice storms and floods. They have demonstrated their capabilities during these calamities as well as

during outages caused by human error or equipment failures. This group has an excellent record of restoring service as quickly as possible.

During a major disaster, the ECC may move emergency equipment to the affected location, direct recovery efforts of local personnel and coordinate service restoration activities with the CLECs. The ECC will attempt to restore service as quickly as possible using whatever means is available; leaving permanent solutions, such as the replacement of damaged buildings or equipment, for local personnel to administer.

Part of the ECC's responsibility, after temporary equipment is in place, is to support the NMC efforts to return service to the CLECs. Once service has been restored, the ECC will return control of the network to normal operational organizations. Any long-term changes required after service is restored will be made in an orderly fashion and will be conducted as normal activity.

5.0 RECOVERY PROCEDURES

The nature and severity of any disaster will influence the recovery procedures. One crucial factor in determining how BellSouth will proceed with restoration is whether or not BellSouth's equipment is incapacitated. Regardless of who's equipment is out of service, BellSouth will move as quickly as possible to aid with service recovery; however, the approach that will be taken may differ depending upon the location of the problem.

5.1 CLEC OUTAGE

For a problem limited to one CLEC (or a building with multiple CLECs), BellSouth has several options available for restoring service quickly. For those CLECs that have agreements with other CLECs, BellSouth can immediately start directing traffic to a provisional CLEC for completion. This alternative is dependent upon BellSouth having concurrence from the affected CLECs.

Whether or not the affected CLECs have requested a traffic transfer to another CLEC will not impact BellSouth's resolve to re-establish traffic to the original destination as quickly as possible.

5.2 BELL SOUTH OUTAGE

Because BellSouth's equipment has varying degrees of impact on the service provided to the CLECs, restoring service from damaged BellSouth equipment is different. The outage will probably impact a number of Carriers simultaneously. However, the ECC will be able to initiate immediate actions to correct the problem.

A disaster involving any of BellSouth's equipment locations could impact the CLECs, some more than others. A disaster at a Central Office (CO) would only impact the delivery of traffic to and from that one location, but the incident could affect many Carriers. If the Central Office is a Serving Wire Center (SWC), then traffic from the entire area to those Carriers served from that switch would also be impacted. If the switch functions as an Access Tandem, or there is a tandem in the building, traffic from every CO to every CLEC could be interrupted. A disaster that destroys a facility hub could disrupt various traffic flows, even though the switching equipment may be unaffected.

The NMC would be the first group to observe a problem involving BellSouth's equipment. Shortly after a disaster, the NMC will begin applying controls and finding re-routes for the

completion of as much traffic as possible. These reroutes may involve delivering traffic to alternate Carriers upon receiving approval from the CLECs involved. In some cases, changes in translations will be required. If the outage is caused by the destruction of equipment, then the ECC will assume control of the restoration.

5.2.1 Loss of a Central Office

When BellSouth loses a Central Office, the ECC will

- a) Place specialists and emergency equipment on notice;
- b) Inventory the damage to determine what equipment and/or functions are lost;
- c) Move containerized emergency equipment and facility equipment to the stricken area, if necessary;
- d) Begin reconnecting service for Hospitals, Police and other emergency agencies; and
- e) Begin restoring service to CLECs and other customers.

5.2.2 Loss of a Central Office with Serving Wire Center Functions

The loss of a Central Office that also serves as a Serving Wire Center (SWC) will be restored as described in Section 5.2.1.

5.2.3 Loss of a Central Office with Tandem Functions

When BellSouth loses a Central Office building that serves as an Access Tandem and as a SWC, the ECC will

- a) Place specialists and emergency equipment on notice;
- b) Inventory the damage to determine what equipment and/or functions are lost;
- c) Move containerized emergency equipment and facility equipment to the stricken area, if necessary;
- d) Begin reconnecting service for Hospitals, Police and other emergency agencies;
- e) Re-direct as much traffic as possible to the alternate access tandem (if available) for delivery to those CLECs utilizing a different location as a SWC;
- f) Begin aggregating traffic to a location near the damaged building. From this location, begin re-establishing trunk groups to the CLECs for the delivery of traffic normally found on the direct trunk groups. (This aggregation point may be the alternate access tandem location or another CO on a primary facility route.)
- g) Begin restoring service to CLECs and other customers.

5.2.4 Loss of a Facility Hub

In the event that BellSouth loses a facility hub, the recovery process is much the same as above. Once the NMC has observed the problem and administered the appropriate controls, the ECC will assume authority for the repairs. The recovery effort will include

- a) Placing specialists and emergency equipment on notice;
- b) Inventorying the damage to determine what equipment and/or functions are lost;
- c) Moving containerized emergency equipment to the stricken area, if necessary;
- d) Reconnecting service for Hospitals, Police and other emergency agencies; and
- e) Restoring service to CLECs and other customers. If necessary, BellSouth will aggregate the traffic at another location and build temporary facilities. This alternative would be viable for a location that is destroyed and building repairs are required.

5.3 COMBINED OUTAGE (CLEC AND BELL SOUTH EQUIPMENT)

In some instances, a disaster may impact BellSouth's equipment as well as the CLECs'. This situation will be handled in much the same way as described in Section 5.2.3. Since BellSouth and the CLECs will be utilizing temporary equipment, close coordination will be required.

6.0 T1 IDENTIFICATION PROCEDURES

During the restoration of service after a disaster, BellSouth may be forced to aggregate traffic for delivery to a CLEC. During this process, T1 traffic may be consolidated onto DS3s and may become unidentifiable to the Carrier. Because resources will be limited, BellSouth may be forced to "package" this traffic entirely differently than normally received by the CLECs. Therefore, a method for identifying the T1 traffic on the DS3s and providing the information to the Carriers is required.

7.0 ACRONYMS

CO	-	Central Office (BellSouth)
DS3	-	Facility that carries 28 T1s (672 circuits)
ECC	-	Emergency Control Center (BellSouth)
CLEC	-	Competitive Local Exchange Carrier
NMC	-	Network Management Center
SWC	-	Serving Wire Center (BellSouth switch)
T1	-	Facility that carries 24 circuits

Hurricane Information

During a hurricane, BellSouth will make every effort to keep CLECs updated on the status of our network. Information centers will be set up throughout BellSouth Telecommunications. These centers are not intended to be used for escalations, but rather to keep the CLEC informed of network related issues, area damages and dispatch conditions, etc.

Hurricane-related information can also be found on line at http://www.interconnection.bellsouth.com/network/disaster/dis_resp.htm. Information concerning Mechanized Disaster Reports can also be found at this website by clicking on CURRENT MDR REPORTS or by going directly to <http://www.interconnection.bellsouth.com/network/disaster/mdrs.htm>.

BST Disaster Management Plan

BellSouth maintenance centers have geographical and redundant communication capabilities. In the event of a disaster removing any maintenance center from service another geographical center would assume maintenance responsibilities. The contact numbers will not change and the transfer will be transparent to the CLEC.

Attachment 11

Bona Fide Request and New Business Requests Process

BONA FIDE REQUEST AND NEW BUSINESS REQUESTS PROCESS

- 1.0 The Parties agree that ECI is entitled to order any Network Element, Interconnection option, service option or Resale Service required to be made available by the Communications Act of 1934, as modified by the Telecommunications Act of 1996 (the “Act”), FCC requirements or State Commission requirements. ECI also shall be permitted to request the development of new or revised facilities or service options which are not required by the Act. Procedures applicable to requesting the addition of such facilities or service options are specified in this Attachment 12.
- 2.0 Bona Fide Requests (“BFR”) are to be used when ECI makes a request of BellSouth to provide a new or modified network element, interconnection option, or other service option pursuant to the Act that was not previously included in the Agreement. New Business Requests (“NBRs”) are to be used when ECI makes a request of BellSouth to provide a new or custom capability or function to meet ECI’s business needs that was not previously included in the Agreement. The BFR/NBR process is intended to facilitate the two-way exchange of information between ECI and BellSouth, necessary for accurate processing of requests in a consistent and timely fashion.
- 3.0 A BFR shall be submitted in writing by ECI and shall specifically identify the required service date, technical requirements, space requirements and/or such specifications that clearly define the request such that BellSouth has sufficient information to analyze and prepare a response. Such a request also shall include a ECI’s designation of the request as being (i) pursuant to the Telecommunications Act of 1996 (i.e. a “BFR”) or (ii) pursuant to the needs of the business (i.e. a “NBR”). The request shall be sent to ECI’s Account Executive.
- 4.0 Within thirty (30) business days of its receipt of a BFR or NBR from ECI, BellSouth shall respond to ECI by providing a preliminary analysis of such Interconnection, Network Element, or other facility or service option that is the subject of the BFR or NBR. The preliminary analysis shall confirm that BellSouth will either offer access to the Interconnection, Network Element, or other facility or service option, or provide an explanation of why it is not technically feasible and/or why the request does not qualify as an Interconnection, Network Element, or is otherwise not required to be provided under the Act.
- 5.0 ECI may cancel a BFR or NBR at any time. If ECI cancels the request more than three (3) business days after submitting it, ECI shall pay BellSouth’s reasonable and demonstrable costs of processing and/or implementing the BFR or NBR up to the date of cancellation. If ECI does

not cancel a BFR or NBR, ECI shall pay BellSouth's reasonable and demonstrable costs of processing and implementing the request.

- 6.0 BellSouth shall propose a firm price quote and a detailed implementation plan within twenty-five (25) business days of ECI's acceptance of the preliminary analysis.
- 7.0 If ECI accepts the preliminary analysis, BellSouth shall proceed with ECI's BFR/NBR, and ECI agrees to pay the non-refundable amount identified in the preliminary analysis for the initial work required to develop the project plan, create the design parameters, and establish all activities and resources required to complete the BFR/NBR. These costs will be referred to as "development" costs. The development costs identified in the preliminary analysis are fixed. If ECI cancels a BFR/NBR after BellSouth has received ECI's acceptance of the preliminary analysis, ECI agrees to pay BellSouth the reasonable, demonstrable, and actual costs, if any, directly related to complying with ECI's BFR/NBR up to the date of cancellation, to the extent such costs were not included in the non-refundable amount set forth above.
- 8.0 If ECI believes that BellSouth's firm price quote is not consistent with the requirements of the Act, ECI may seek FCC or state Commission arbitration of its request, as appropriate. Any such arbitration applicable to Network Elements and/or Interconnection shall be conducted in accordance with standards prescribed in Section 252 of the Act.
- 9.0 Unless ECI agrees otherwise, all prices shall be consistent with the pricing principles of the Act, FCC and/or the State Commission.
- 10.0 If either Party to a BFR or NBR believes that the other Party is not requesting, negotiating, or processing the Bona Fide Request in good faith, or disputes a determination, or price or cost quote, such Party may seek FCC or state Commission resolution of the dispute, as appropriate.
- 11.0 Upon agreement to the terms of a BFR or NBR, an amendment to the Agreement may be required.